

Pella® Defender Series™

Impact-Resistant Vinyl



Designed to weather the storm, engineered to protect what matters most.

Engineered to help protect you and your home, Pella Defender Series impact-resistant single-hung windows withstand hurricanes and increasingly stringent coastal requirements. You can count on these high-performance windows every day to deliver improved noise reduction, excellent energy efficiency and security against intruders. And with nearly 100 years in the business, you can trust Pella has you covered.

Simplified Storm Protection

Designed to weather the storm with exceptional durability, Pella Defender Series windows protect your home and everything inside. To prep our impact-resistant windows for the storm, just close and lock them.¹ It's that simple. Available options tested and rated to be installed in coastal areas.

Reliable, Everyday Performance

Pella Defender Series windows not only stand up to the storm, they provide noise reduction, excellent energy efficiency and protection against intruders. Keep your home quiet, more comfortable and protected year-round. Laminated, insulating glass blocks nearly 100% of UV rays, helping protect your carpet and window treatments from fading.

Precise Installation

When it comes to performance, installation matters. That's why Pella Defender Series products are equipped with a precise installation frame design. With installation holes pre-drilled into the frame, your home is secured quicker and easier.



Backed by one of the strongest limited lifetime warranties

You can feel confident in your investment. That's why we stand behind all of our windows and patio doors with a limited lifetime warranty.²

^{1,2} See back cover for disclosures.

Product Specifications

Window Styles	Min. Width	Min. Height	Max. Width	Max. Height	Design Pressure	Performance Values			
						U-Factor	SHGC	HVHZ	FL #
Single-Hung	17.875"	24.75"	53.125"	76"	+/-50	.25-.54	.13-.61	No	33429, 33466, 33467
Picture	10"	10"	54"	96"	+/-50	.25-.54	.14-.58	No	33432, 33433, 33493

Window sizes available in 1/8" increments
Special shapes available. For more information regarding performance, specific sizes, glazings tested and frame and installation types, visit pella.com.



Colors

Frame Colors Create a signature look with solid-color and dual-color frames. Our exclusive vinyl formula uses high-grade resins and additives for excellent weathering, durability and color retention.

Solid Color Frames:



White



Bronze

Dual-Color Frame:



White interior
with Bronze
exterior

Window Hardware

Single-Hung Automatically locking hardware comes standard on your single-hung window. When you close the window, it automatically locks to help a home more secure.



AutoLock

Color-Matched Finishes:



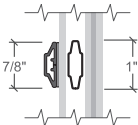
White



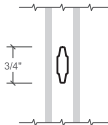
Bronze

Grilles

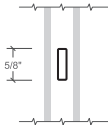
Grilles are color-matched to the interior and exterior frame color.



7/8" Contour
Exterior Applied
Grille with 1"
Contour Grilles-
Between-the-
Glass



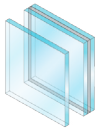
3/4" or 1" Contour
Grilles-Between-
the-Glass




5/8" Flat Grilles-
Between-the-
Glass

Glass

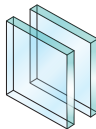
Types³



Impact-resistant, laminated glass



Non-impact laminated glass



Dual-pane, non-laminated glass

InsulShield® Low-E Glass

Advanced Low-E insulating standard, laminated or impact-resistant dual-pane glass with argon

Coastal Low-E insulating standard, laminated or impact-resistant dual-pane glass with argon

SunDefense™ Low-E insulating standard, laminated or impact-resistant dual-pane glass with argon

Obscure Glass Styles

Obscure with Neat Low-E dual-pane insulating glass

Insulated Glass Options

- Low-E insulated glass
- Neat® Low-E insulated glass
- Bronze insulated glass
- Gray insulated glass
- Blue insulated glass

Screens⁴

Flat

InView™ screens are clearer than conventional screens and come standard. InView screens let in 14% more light and are 8% more open for improved airflow compared to conventional screens.⁵ Screen frame is color-matched to the window.

¹ No additional preparation needed to comply with most local impact requirements.

² See written limited warranties for complete details, including exceptions and limitations, at pella.com/warranty, or contact Pella Customer Service.

³ Annealed and tempered glass strengths available. Tempered in bottom sash available on single-hung windows only.

⁴ Warning: Screen will not stop child or pet from falling out of window or door. Keep child or pet away from open window or door.

⁵ Improved airflow is based on calculated screen cloth openness. Screen cloth transmittance was measured using an integrated sphere spectrophotometer.

NOTE: Product specifications may change without notice.
Actual colors may vary from those shown and products may vary slightly from illustrations and photos.

