

NEW PAYMENT METHOD

BUY NOW, PAY LATER

More shopping convenience

for ABOs and APCs

atome 

Buy Now, Pay Later

Split your Amway orders into

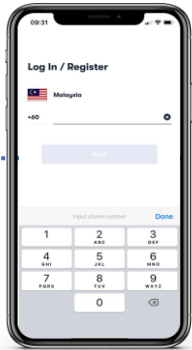
3 easy payments

- **0% interest!**
- Make the first payment at the point of purchase and the next two payments will be spread 30 days apart.
- Track payments anytime from your mobile app
- Download the Atome app by visiting the iOS App/Google Play Store or scan the QR code



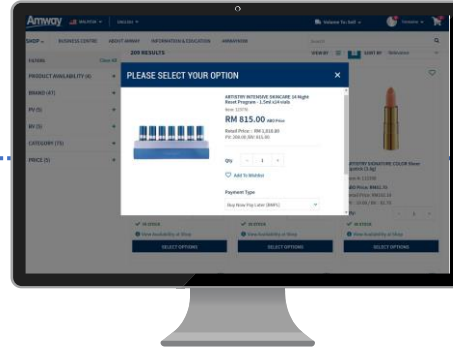
BUY NOW, PAY LATER

MAKING PAYMENT VIA LAPTOP/DESKTOP



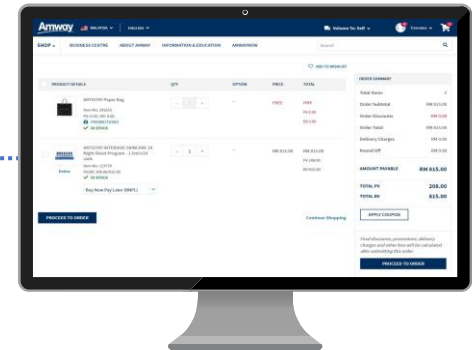
1

Install the Atome app on your mobile and register a new account.



2

Select Buy Now, Pay Later as a payment type on Amway website and add items to your shopping cart.



3

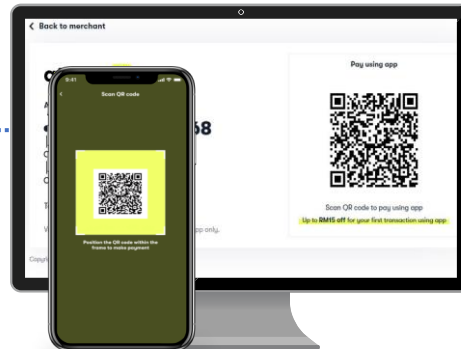
Click Proceed To Order.

atome 



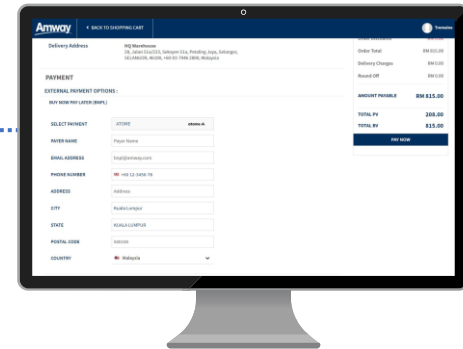
6

Order completed.



5

Login to the Atome app and scan the QR code with your mobile to complete the payment.



4

Confirm payment billing details and click Pay Now.

For Atome FAQ,

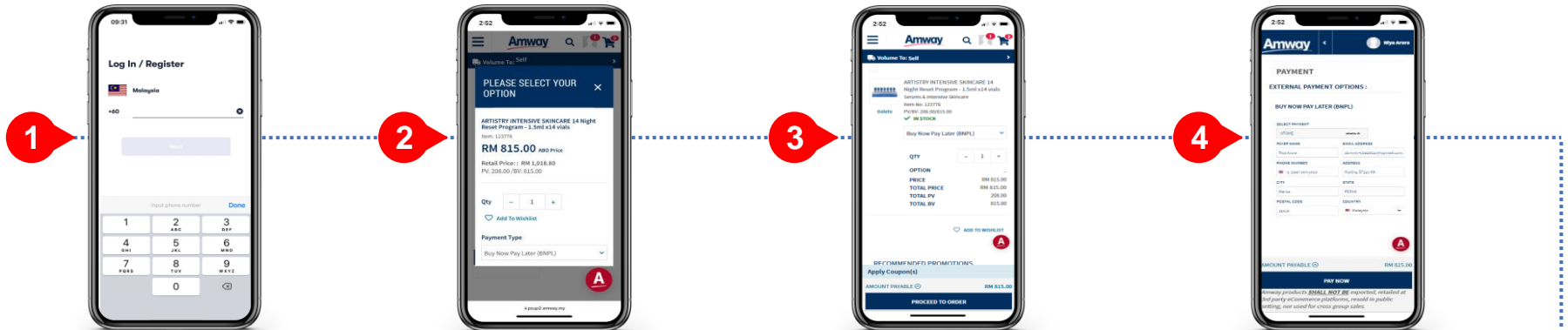
[click here](#) >

For Atome registration & more details, watch the

[user guide video](#) >

BUY NOW, PAY LATER

MAKING PAYMENT VIA MOBILE



1 Install the Atome app on your mobile and register a new account.

2 Select Buy Now, Pay Later as payment type on Amway website and add items to your shopping cart.

3 Click Proceed To Order.

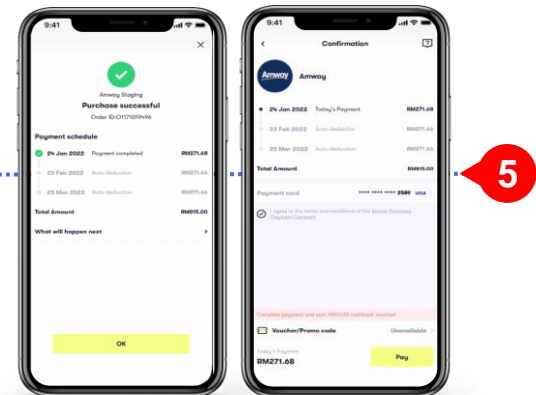
4 Confirm payment billing details and click Pay Now.



6 Order completed.

atome 

You will be redirected to the Atome app to complete your payment.



BUY NOW, PAY LATER

MAKING PAYMENT VIA SHOP

1



Walk into any Amway Shop.

2




Choose products and head to the cashier.

4

Order completed.



atome 



Login to the Atome app and scan the QR code generated at the counter to make your payment.

3



*** Please ensure you have installed the Atome app and registered for an Atome account prior to your payment.*