



Vinyl Windows & Patio Doors

Comfort Shield

High-performance product designs for convenient, everyday protection and comfort.



BEAUTIFUL AND SECURE
White double-hung windows feature automatically locking hardware for added convenience and peace of mind.



Why You Can Trust CWS.

We have an unwavering dedication to going beyond expectations with the highest quality products.

We provide unparalleled service.

With CWS products, you can have complete confidence that you are taken care of. We go beyond expectations with dedicated support to take care of our customers.

We help you protect what matters most.

For your home, for your family, for past and future memories, CWS is here to help protect it all. We bring the right products to the right locations to help you protect what matters most.

We continuously strive to do more for you.

You deserve more. We are driven to advance our products, technology and services to new heights. We will never settle and strive to make high-quality products to make your life easier.

LIGHT AND AIRY SPACES
White double-hung windows flank
a large white picture window in this
bright living room.



Why Choose CWS[®] Comfort Shield?

CWS Comfort Shield products protect you and your home every day. Our high-performing product designs are low-maintenance and deliver year-round comfort, security and privacy.

High-performing product designs.

Keep your home comfortable year-round with energy-efficient windows and patio doors. Designed with multiple insulating air chambers and exclusive weather-repel system, CWS Comfort Shield products will keep your home comfortable day in and day out, regardless of the weather.

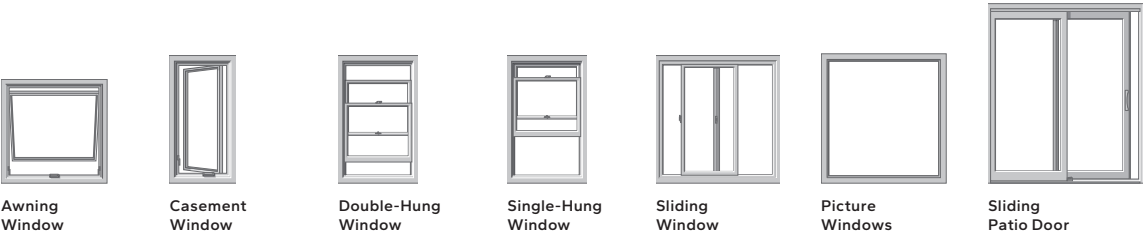
Low-maintenance vinyl.

Never paint or refinish your windows again. CWS Comfort Shield windows and patio doors are made with a fade-resistant vinyl formula. Available in a variety of color options to complement your project's style.

Enhanced safety and security features.

Feel safe and secure in your home with windows and patio doors featuring privacy designs. Sliding patio doors are equipped with a secondary footbolt lock and optional between-the-glass blinds, and double- and single-hung windows with steel reinforcement and a unique anti-jar sill.

Available in these window & patio door styles:



Strong and secure vinyl.

Fade-resistant vinyl formula

CWS vinyl uses a fade-resistant formula that is performance-tested for excellent weathering, durability and color retention. Some competitors use lower-cost formulations.

Increased security and privacy

Optional security and privacy features on windows and patio doors give you more peace of mind.

Weather resistant design

Multichambered frame and fully welded sash improve strength and thermal performance and reduce sound transmission. Vinyl window sashes with optional performance upgrades are metal-reinforced, creating a window that's extra sturdy and wind-resistant.

Outstanding weather performance

CWS Comfort Shield vinyl windows outperform the industry requirement for air infiltration by 53%.¹

A long-lasting glass seal

CWS' premium sealant process helps prevent fogging between the panes of insulating glass. The Low-E coating is removed where the glass meets the sealant. This extra step helps reduce the possibility of the glass seal failing — so you can depend on CWS Comfort Shield windows to give you years of exceptional energy efficiency and comfort.

Strong and sturdy frame

Multichambered frame design is 52% stronger than ordinary vinyl.²


¹ Based on WDMA Hallmark requirements using NFRC model-size windows.
² Based on the force required to bend a window frame profile.


Colors & Finishes


Frame Color

Create a signature look with a solid-color frame. A solid color throughout the vinyl formula keeps minor dings and scratches virtually invisible.

Solid-Colors:

White

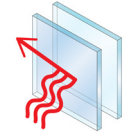
Almond

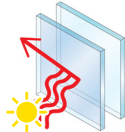
Fossil

Glass Options

Low-E Glass¹

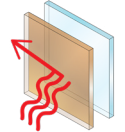
Our glass collection offers energy saving choices to keep your home comfortable year-round.

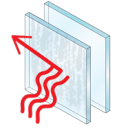
Low-E 270 insulating dual- or triple-pane glass with argon

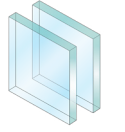
Low-E 366 insulating dual-pane glass with argon

Additional Glass Options

Additional glass options provide added benefits, such as more strength, improved energy efficiency or additional design options.

Bronze-tinted Advanced Low-E insulating glass with argon¹

Obscure Low-E insulating glass²

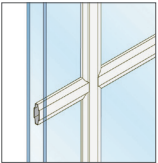
Tempered Glass

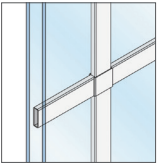
Grilles

Grilles Types

Grilles are color-matched to your window or patio door interior and exterior frame color.

Grilles-Between-the-Glass:

Contour 3/4"

Flat 5/8"

Grille Patterns

Choose from one of our standard grille patterns or create a unique look with custom patterns.³

6-Lite Prairie

9-Lite Prairie

Traditional

Top Row

Custom

Starburst ⁴

Sunburst ⁴

Perimeter ⁴

¹ Optional high-altitude Low-E insulating glass available with or without argon on select products.

² Available in both dual-pane and triple-pane glass.


³ Grille patterns offered may vary per product. See specific product information for availability.

⁴ Only available with a curved product or curved glass.


Window Hardware


Casement & Awning


Our casement and awning hardware folds neatly out of the way so it won't interfere with roomside window treatments. Finishes match frame color.

Fold-Away Crank

Color-Matched Finishes:


White

Almond


Fossil


Sliding, Single- & Double-Hung


AutoLock hardware automatically locks the window when it is shut, simply close the sash and confirm it latches.

Autolock

Color-Matched Finishes:


White

Almond


Fossil


Integrated Sash Lift


Make raising and lowering single- and double-hung window sashes easy with a standard, integrated sash lift.

Integrated Sash Lift

Color-Matched Finishes:


White

Almond


Fossil


Window Limited Opening Devices


A vent stop can be engaged or disengaged manually and restricts how far the bottom sash of a double-hung window can open. A window opening control device (WOCD) complies with a safety standard and allows for ventilation, emergency escape and rescue when released. A WOCD automatically limits the sash opening to less than four inches, unless it is intentionally disengaged, enabling the sash to fully open.

Vent Stop & Opening Control Device

Color-Matched Finishes:

White





Almond





Fossil

Screens¹


High-Quality Fiberglass Screen	CWS 18x16 high transparency screens come standard and provide a clearer view than conventional fiberglass screens.
--------------------------------	--

Patio Door Hardware

Sliding Patio Door	Match your door's interior and exterior color with a color-matched, corrosion-resistant handle.
	<div>Color-Matched Finishes:</div> <div><div>White</div><div>Almond</div><div>Fossil</div></div>

Secure Footbolt	Our footbolt is flush with the frame, providing secondary venting and locking abilities without compromising beauty.
	<div>Color-Matched Finishes:</div> <div><div>White</div><div>Almond</div><div>Fossil</div></div>

Blinds-Between-the-Glass²

Sliding Patio Door	Add privacy and complement your home's decor with blinds-between-the-glass. Located between panes of glass, blinds are protected from dust, pets and damage.
	White

¹ Warning: Screens will not stop children or pets from falling out of window or door. Keep child or pet away from open window or door.
² Available on dual-pane products in select sizes only. Not available on sliding patio doors with grilles-between-the-glass.



COOKING UP STYLE
Low-maintenance white single-hung window with Traditional grilles-between-the-glass.

HIGH-PERFORMANCE DESIGN
Energy-efficient white single-hung
window with grilles-between-the-glass
in a Traditional pattern.



Backed by some of the strongest warranties in the business.

CWS products are backed by some of the strongest warranties in the business. See written limited warranty for details, including exceptions and limitations, at cws.cc/resources/warranties



NOTE: Product specifications may change without notice.
Actual colors may vary from those shown and products may vary slightly from illustrations and photos.

Want to learn more? Call us at 800-327-3086 or visit cws.cc to find an authorized dealer.