County Administrator's Recommended Capital Improvement Program

FY27 – FY31

Hillsborough County Florida

EST. 1834

SM

Board of County Commissioners

Board of County Commissioners members are Harry Cohen (seated, left), Chaplain Gwen Myers (seated, right), Joshua Wostal (standing, from far left) Donna Cameron Cepeda, Chair Ken Hagan, Vice Chair Christine Miller, and Chris Boles.

Commissioner Districts

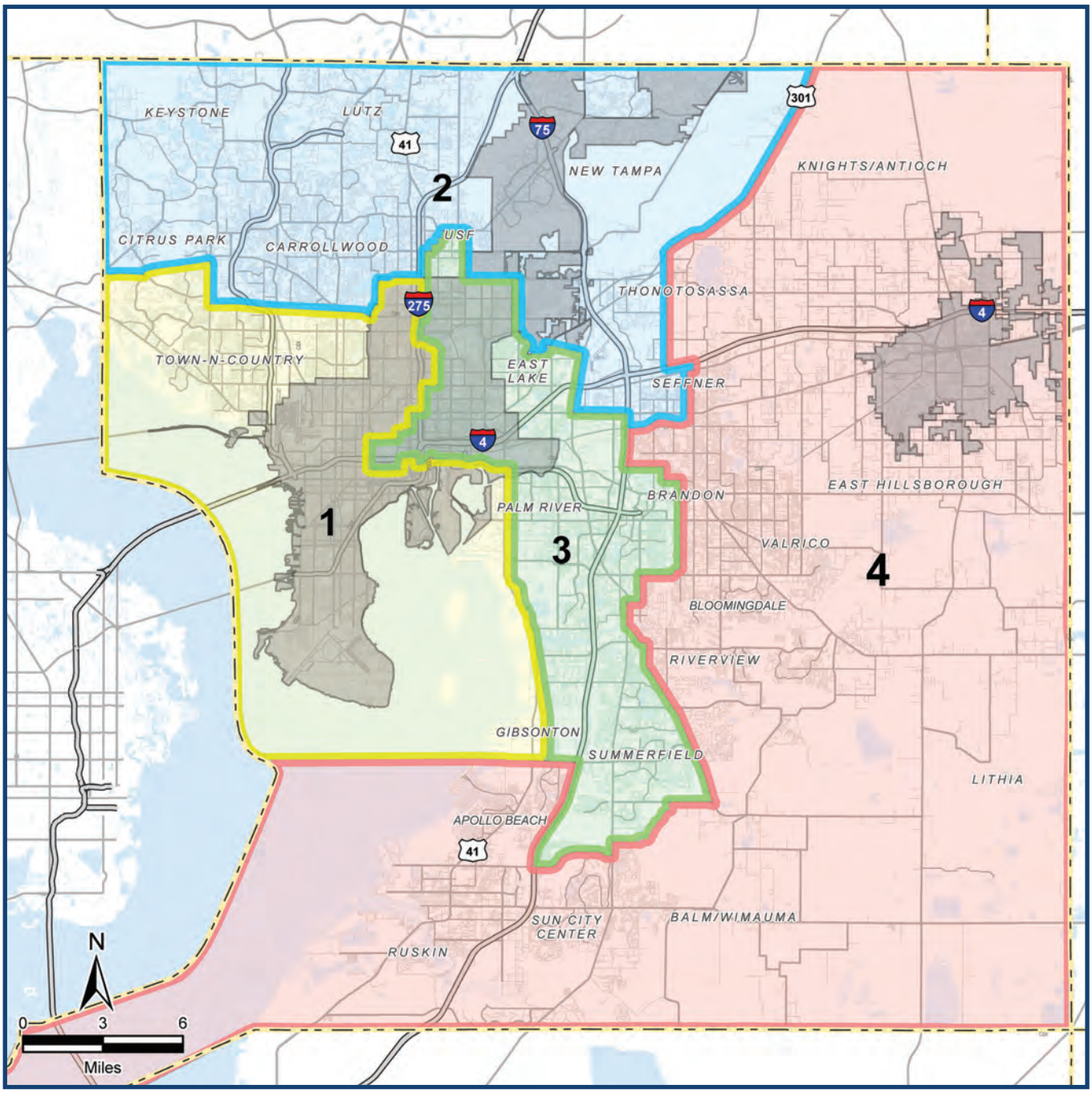

1 Harry Cohen

2 Ken Hagan, Chair

3 Gwen Myers, Chaplain

4 Christine Miller, Vice Chair

5 Donna Cameron Cepeda (Countywide)

6 Chris Boles (Countywide)

7 Joshua Wostal (Countywide)

Hillsborough County Florida

Accommodation Statement

In accordance with the requirements of title II of the Americans with Disabilities Act of 1990 ("ADA"), Hillsborough County will not discriminate against qualified individuals with disabilities on the basis of disability in its services, programs, or activities. Persons with disabilities who need an accommodation for this document should email the Hillsborough County ADA Officer or call (813) 276-8401; TTY: 7-1-1.

For more information, contact the Management & Budget Department
(813) 272-5890 • HCFL.gov/Budget

TABLE OF CONTENTS

Introduction

Description of Hillsborough County 9
Hillsborough County Organization Chart 12
Hillsborough County Strategic Plan 13
Acknowledgements 17
Government Finance Officers Association (GFOA) Award 18
Capital Improvement Program Overview 19
Capital Improvement Program Sources & Uses Graphs 42
Capital Improvement Program Sources & Uses of Funds Summary FY 27 – FY 31 43
Capital Improvement Program Sources of Funds Summary 44
Capital Improvement Program Uses of Funds by Program Summary 45

Fire Services Program

Fire Services Sources & Uses of Funds Summary 49
Fire Services Completed and Canceled Projects 50
Fire Services Projects Summary Schedule 51
Fire Services Projects Detail Schedules 52

Government Facilities Program

Government Facilities Sources & Uses of Funds Summary 67
Government Facilities Completed and Canceled Projects 68
Government Facilities Projects Summary Schedule 69
Government Facilities Projects Detail Schedules 72

Library Services Program

Library Services Sources & Uses of Funds Summary 119
Library Services Completed and Canceled Projects 120
Library Services Projects Summary Schedule 121
Library Services Projects Detail Schedules 122

Parks Facilities Program

Park Facilities Sources & Uses of Funds Summary 133
Park Facilities Completed and Canceled Projects 134
Parks Facilities Projects Summary Schedule 135
Parks Facilities Projects Detail Schedules 138

Solid Waste Enterprise Program

Solid Waste Sources & Uses of Funds Summary 175
Solid Waste Completed and Canceled Projects 176
Solid Waste Enterprise Projects Summary Schedule 177
Solid Waste Enterprise Projects Detail Schedules 178

Stormwater Program

Stormwater Sources & Uses of Funds Summary 185
Stormwater Completed and Canceled Projects 186
Stormwater Projects Summary Schedule 187
Stormwater Projects Detail Schedules 188

Transportation Program

Transportation Sources & Uses of Funds Summary 199
Transportation Completed and Canceled Projects 200
Transportation Projects Summary Schedule 201
Transportation Projects Detail Schedules 203

TABLE OF CONTENTS

Water Enterprise Program

Water Enterprise Sources & Uses of Funds Summary 225
Water Enterprise Completed and Canceled Projects 226
Water Enterprise Projects Summary Schedule 227
Water Enterprise Projects Detail Schedules 229

Appendix

Projects With Future Funding Source to be Determined 265
Estimated CIP Operating Cost Impact Detail 266
Major Repair, Renovation, Replacement and Maintenance (R3M) Program – Proposed Master Project List 268
Annual Public Art Plan 272
Fire Services Program Master Projects 274
Government Facilities Program Master Projects 275
Library Services Program Master Projects 290
Parks Program Master Projects 293
Solid Waste Enterprise Program Master Projects 301
Stormwater Program Master Projects 302
Transportation Program Master Projects 315
Water Enterprise Program Master Projects 341
Transportation Program Capital Projects Managed by Private Sector 349
Definitions 350
Map of Hillsborough County Planning Areas with Commissioner Districts 354
Map of Fire Impact Fee Zones 355
Map of Parks Impact Fee Zones 356
Map of Transportation Impact Fee Zones 357
Map of Mobility Fee Benefit District 358

Introduction



Hillsborough County Florida

For more information, contact the Management & Budget Department
(813) 272-5890 • HCFL.gov/Budget

Fast Facts

Land	1,051 sq.mi.
Inland water	24 sq.mi.
Coastline	76 mi.
The total unincorporated area that encompasses Hillsborough County	84%
Total Population Estimate As of April 1, 2023	1,560,449
Population in unincorporated area	69%
Number of households As of April 2024	598,847
Persons per square mile *2024 Office of Economic and Demographics Research*	1,526.1
People Visited Hillsborough County *Visit Tampa Bay*	27.0 million in Fiscal 2024
Decrease of Home Sales in 2024	5.0%
Agricultural product sales *- 2022 Census of Agriculture*	$704 million
In new Corporate Investments	$383.5 million

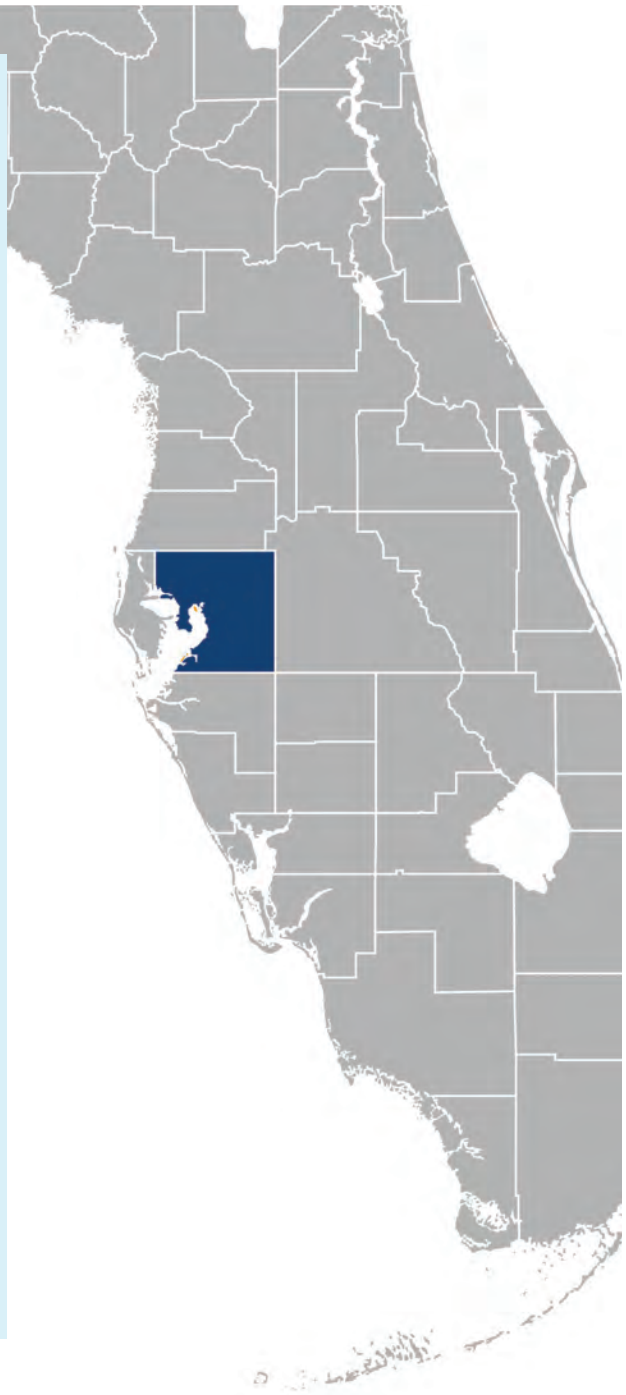

Geography & Demographics

Located midway on the west coast of Florida, Hillsborough County's boundaries encompass 1,048 square miles of land and 24 square miles of inland water for a total of 1,072 square miles. With the largest bay in Florida opening to the Gulf of Mexico, its coast spans 76 miles.

The unincorporated area is 84% of the total county area. The municipalities of Tampa (the county seat), Temple Terrace, and Plant City account for the remainder. According to the latest population estimate from the University of Florida's Bureau of Economic and Business Research, the county's April 1, 2024, total population was 1,560,449 making it the third most populous county in the state. Of this population,1,081,381 or 69% live in the unincorporated area.

A Rich History

Hillsborough County takes its name from Wills Hill, the Earl of Hillsborough and British Colonial Secretary from 1768-1772. The Spanish first mapped and explored the area in the early 16th century. Between 1559 and 1819, the area now called Florida was under the rule of four nations: Spain, France, Great Britain and, finally, the United States. The United States purchased Florida from Spain in 1821 for $5 million. In 1845, it was granted statehood. On January 25, 1834, the U.S. Legislative Council for the Territory of Florida approved an act organizing Hillsborough as Florida's 19th county. Its area then was 5.5 million acres and included the present counties of Hillsborough, Pinellas, Polk, Pasco, Manatee, Sarasota, Charlotte, DeSoto, Hardee and Highlands. The civilian non-native population in 1834 was less than 100.

Hillsborough County's Board of County Commissioners held its first meeting on January 25, 1846. The county's first courthouse was a frontier cabin burned during the Second Seminole War in 1836. In 1847, Capt. James McKay built a two story courthouse at a cost of $1,358. A third structure was erected in 1855 and was used until 1891, when a red brick, domed structure mimicking the architecture of the Tampa Bay Hotel was built, occupying a square block in downtown Tampa. This is the courthouse depicted on today's County seal. The current courthouse was built in 1952 and a new county government administration building, called Frederick B. Karl County Center, opened in 1994.

The old courthouse from Franklin Street, circa 1908.

The County's Economy

Hillsborough County has a diversified economic base including large professional and management services, health services and financial services sectors, as well as a thriving retail sector. In 2018 the four largest employers in the public sector are Hillsborough County School Board followed by MacDill Air Force Base, University of South Florida, and Hillsborough County government. Major private sector employers include Publix Super Markets, Sea World Parks & Entertainment, Amazon, Tampa Electric Company, Bank of America, and JPMorgan Chase.

Port Tampa Bay serves as the closest port in the United States to the Panama Canal. It is also the largest tonnage port in Florida and the twenty-first largest port in the United States with respect to 2017 annual tonnage. Ninety-seven percent of the cargo moving through the port is bulk phosphate, phosphate chemicals, rock, coal, and petroleum products. The Garrison Seaport Center is a $300 million cruise terminal and entertainment complex. Along with the Florida Aquarium, it is helping spur redevelopment in the area known as the Channel District.

Agriculture remains a significant element of Hillsborough's economy. The 2022 US Census of Agriculture shows Hillsborough County's agricultural product sales were $704 million. Berries accounted for 32% of those sales.

Tourism is another major component of the economy. The number of tourists visiting Florida is expected to continue growing. Busch Gardens of Tampa is one of the leading tourist attractions in the nation. There are numerous other attractions in Hillsborough County such as The Florida Aquarium, the Museum of Science and Industry, Tampa Museum of Art, the Glazer Children's Museum, Zoo Tampa, the New York Yankees spring training facility, the Tampa Bay History Museum, and the Amalie Arena in downtown Tampa. The Florida State Fair is held in Hillsborough County annually. The county is also the home of the Tampa Bay Buccaneers, the 2021 and 2003 Super Bowl Champions, as well as the 2021, 2020, and 2004 National Hockey League Stanley Cup Champions, the Tampa Bay Lightning.

Port of Tampa

Governing the County

A political subdivision of the State of Florida, the County is governed by an elected seven-member Board of County Commissioners.

Bonnie M. Wise, County Administrator

Through partisan elections, three are elected to represent the entire county as a district and four are elected to represent single-member districts. Under a Charter Ordinance effective May 1985, the Board is restricted to performing the legislative functions of government by developing policy for the management of Hillsborough County. The County Administrator, a professional appointed by the Board, and her staff are responsible for the implementation of those policies. The County Internal Auditor and the County Attorney also directly report to the Board.

Board of County Commissioners

The Board of County Commissioners is responsible for functions and services delivered throughout the county, including municipalities, and for municipal services to residents and businesses in the unincorporated area. The countywide responsibilities include such services as local social services, health care for the medically indigent, animal services, mosquito control, consumer protection, and a regional park system. Its responsibilities to the residents and businesses in the unincorporated area include, for example, fire protection, parks, emergency medical services, planning, zoning, and code enforcement.

The Board of County Commissioners also serves as the Environmental Protection Commission. Individual Board members serve on various other boards, authorities, and commissions, such as the Hillsborough Area Regional Transit Authority, Tampa Bay Regional Planning Council, Tampa Bay Water, Aviation Authority, Expressway Authority, Sports Authority, Arts Council, Drug Abuse Coordinating Council, Metropolitan Planning Organization, Council of Governments and the Economic Development Corporation.

The County Administrator

The Board of County Commissioners appoints the County Administrator, who is responsible for carrying out all decisions, policies, ordinances, and motions of the Board.

The departments under the County Administrator are responsible for providing services such as social services and public assistance to residents countywide. Departments are also responsible for providing municipal-type services to residents of the unincorporated areas of Hillsborough County such as road construction and maintenance, solid waste disposal, fire and emergency rescue services, parks and recreation, code enforcement and water and wastewater treatment.

Other Government Agencies

Based on the extent of budgetary authority, taxing authority, the ability to obligate funds to finance any deficits and the ability to fund any significant operational subsidies, several other governmental entities also have their budgets reviewed and approved by the Board of County Commissioners. These are the Environmental Protection Commission, the Planning Commission, Soil and Water Conservation Board, Metropolitan Planning Organization and the Law Library Board. The budgets of these offices and the Constitutional Officers are included in the County's budget to the extent of funding by the BOCC.

Hillsborough County Organization Chart

This chart shows the organization of County government entities and their accountability to the electorate. Those directly elected to office by voters are shown directly below the citizens' box. Boards and commissions funded through the Board of County Commissioners, but not otherwise accountable to the Board, are connected by the dotted line.

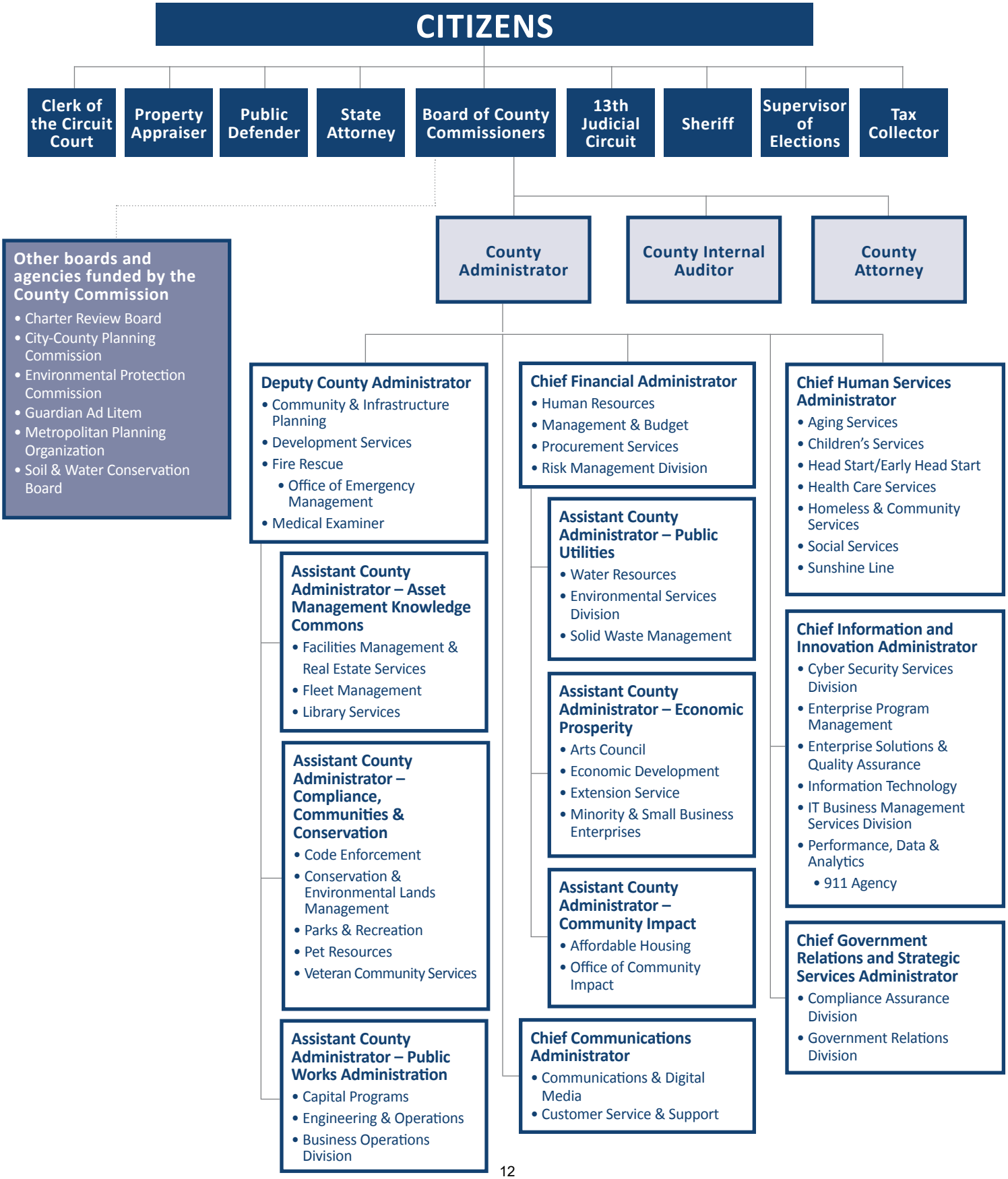

Our Purpose

The purpose of Hillsborough County Government reflects why we exist and how we operate when we are at our very best. Our purpose motivates our workforce, shapes how we approach our work, and conveys our pride in public service.

Our Strategic Outcomes

Outcomes are the impacts we facilitate to advance our community's well-being. Community outcomes are external and affect our residents and visitors, while enabling outcomes internally underpin and help us actualize our community outcomes. To achieve these outcomes, our County departments pursue a wide range of strategies and initiatives to fulfill their missions, continuously improve their services, and positively impact the many communities of Hillsborough County (to learn more, please refer to the Department Page Summaries).

Community Outcomes

Health & Safety – Across the spectrum of our services and community assets, we will prioritize activities and investments that safeguard the health and safety of our children, families, friends, colleagues, and visitors.

Economic Opportunity – We will create conditions for achieving financial stability and capitalizing on growth opportunities through the enterprising efforts and ingenuity of our talented, hard-working population.

Community Enrichment – We will provide an abundance of recreational, entertainment, and learning experiences that improve our residents' lives and attract visitors to our region.

Positive Experiences – We will consistently deliver convenient, helpful, courteous, and frictionless experiences that engender the goodwill, support, and trust of those we serve.

Enabling Outcomes

High Performing Workforce – We will attract, develop, and retain skilled and dedicated employees who take pride in reliably and responsively performing the County's functions.

Financial Soundness & Accountability – We will be responsible stewards of taxpayer dollars and other funding sources by operating cost-effectively and maintaining a favorable debt rating and ample reserves to help ensure the County's short- and long-term financial stability.

Quality Community Assets – We will construct our facilities, roads, bridges, parks, and other infrastructure to be safe, resilient, fit-for-purpose, and cost-effective to operate and maintain for years to come.

Our Operating Principles

Operating principles convey the behaviors we demonstrate to deliver on our purpose – starting with our leaders and extending to every one of our Hillsborough County employees.

- **Act as One Team** – The County's departments provide a wide range of important services to our community, from fire rescue services to park programs to animal control (and many more). Though each service is unique, we acknowledge and appreciate that our community's needs are not always service-specific or defined by departmental boundaries. As such, we will proactively identify global needs and issues and work cross-functionally to address them – as one team with a shared purpose, goals, and objectives.

- **Accountably Achieve Results** – We will demonstrate ownership, deliver on our commitments, and act transparently with the public and our many stakeholders. Accountability for keeping our promises will be more than matched by an urgency to plan and conduct our work with the end in mind, namely, achieving results and downstream outcomes that will positively impact our community. The 'why' behind our efforts will always drive the 'what' and 'how' that follows.

- **Push for 'Even Better'** – We will create an organizational culture that encourages critical thinking, welcomes challenges to the status quo, and rewards those who identify and implement improvements – from the incremental to the transformative. We will securely source and leverage data to inform decision-making, measure and openly communicate our performance in key areas, be laser-focused on our most pressing challenges, and inject the voice of our customers into our improvement efforts. Day-in and day-out, our teams will 'push for even better' for the benefit of those we serve.

Hillsborough County Strategic Planning Cycle

Our strategic planning cycle depicts the process by which we prioritize, budget for, and deliver services to our customers and stakeholders.

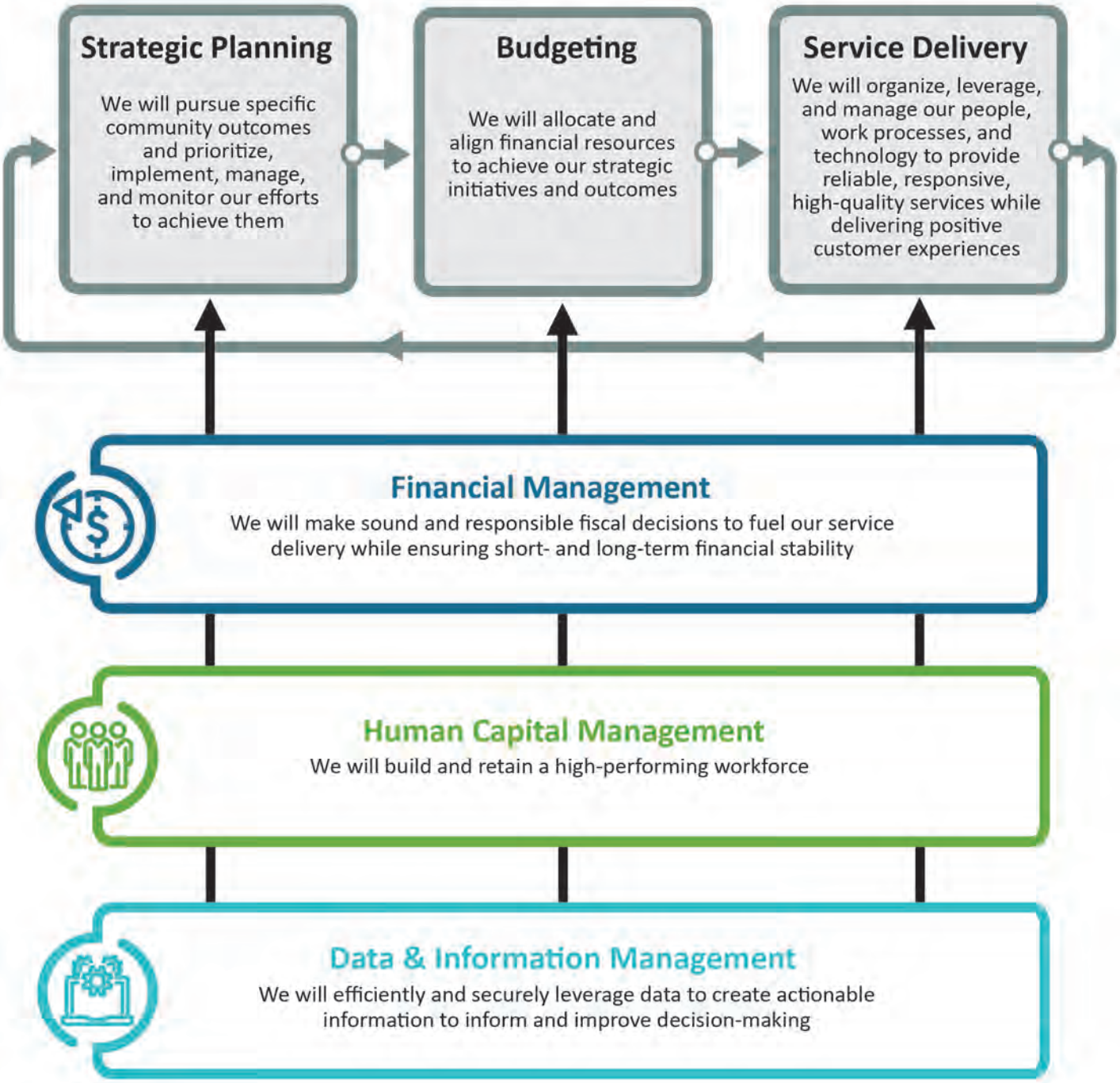

Acknowledgements

Tom Fesler,
Chief Financial Administrator

Kevin Brickey, Director
Management and Budget Department

Irma Muka, Budget Managing Director
Management and Budget Department

County Center, 26th Floor
PO Box 1110
Tampa, FL 33601
813-272-5890

Staff Contributing to the Development of the County Administrator's Recommended Budget FY 27:

Chelsea Chipoletti
Tannette Gayle
Bridgett Lattimore
Iva Martinaj
Niki Patel
Julie Wisdom
Cheryl Arends
Tifini Hill
Ray Likely
Mark Martinet
Brenda Wright
Manoucheca Chantigny
Yolanda King
Tony Marcano
Monica Moore
Viendu Tran

Cover and Divider Designs:
Hillsborough County Communications & Digital Media Department

GOVERNMENT FINANCE OFFICERS ASSOCIATION

Distinguished Budget Presentation Award

PRESENTED TO

Hillsborough County
Florida

For the Biennium Beginning

October 01, 2023

Christopher P. Morrill

Executive Director

Introduction

This document provides the residents of Hillsborough County with the Recommended Capital Improvement Program (CIP) for a five-year period starting with the fiscal year beginning October 1, 2026, and continuing through the fiscal year ending September 30, 2031. The Recommended FY 27 – FY 31 CIP totals $5.0 billion. This is the second year of the biennial budget cycle.

The CIP is the County's financial plan of proposed capital projects, their costs, and timing over a six-year period in the first year of the biennial budget, and over a five-year period in the second year of the biennial budget. The CIP is designed to meet County infrastructure needs in a strategic and efficient manner. Community sustainability, environmental considerations and changing conditions demand that the CIP be reviewed and updated annually.

The CIP is separate and distinct from the County's operating budget for several reasons. First, capital outlays reflect non-recurring capital improvements rather than ongoing expenses. Where possible, capital projects are funded from non-recurring funding sources such as debt proceeds and grants. These one-time revenue sources are not appropriate funding sources for recurring operating expenses. Second, capital projects tend to have higher costs requiring more stringent control and accountability. Finally, several revenue sources such as the Community Investment Tax, impact fees and certain gas taxes are limited to use on certain types of capital improvements by statute or other legal restrictions.

To provide direction for the capital program, the Hillsborough County Board of County Commissioners approved Policy 03.02.02.00 - Policy for Capital Budget and Capital Improvement Program. This policy defines requirements for projects included in the Capital Budget and Capital Improvement Program. Under the policy, a capital project is defined as a set of activities meeting one or more of the following criteria:

- Delivery of a distinct capital asset or improvement to an existing capital asset which will become an asset of Hillsborough County and be recorded on the financial records of the County as a capital asset under generally accepted accounting principles and applicable State statutes;
- Any contribution by Hillsborough County to other governmental or not-for-profit entities to deliver a capital improvement. In situations where the improvement is not or will not become an asset of the County, it will be included in the Capital Improvement Program as a contribution for tracking purposes;
- Any project or equipment funded from the Community Investment Tax (CIT);
- Any engineering study or master plan needed for the delivery of a capital project;
- Any major repair, renovation or replacement that extends the useful operational life by at least five years or expands capacity of an existing facility.

Hillsborough County categorizes capital improvements into eight programs: Fire Services, Government Facilities, Libraries, Parks Facilities, Solid Waste Enterprise, Stormwater, Transportation and Water Enterprise. The Recommended FY 27 – FY 31 CIP also includes the County's Environmental Land Acquisition and Protection Program (ELAPP). While not specifically meeting the criteria above, this program is tracked through the CIP to provide for better accountability and control.

As previously noted, capital projects only require one-time allocations for a given project unlike operating expenses which recur annually. This funding flexibility allows the County to use financing and one-time revenue sources to accelerate completion of critical projects. Significant projects within each program are discussed below. More comprehensive project information can be found in the individual program sections of this document. Interested parties can review this and other information on the County's website at www.HCFL.gov.

Financial Policies

Among financial policies approved by the Board of County Commissioners since FY 98, there are several pertaining to the preparation, implementation, monitoring and financing of capital projects. While the County Administrator is responsible for the continued development, monitoring and update of these policies, specific functions are carried out by the Management and Budget Department and the Clerk of the Circuit Court. These and other policies are reviewed periodically by the County Administrator and the Board of County Commissioners and are detailed in the Financial Policies and Procedures section of the Recommended FY 27 Budget document.

Specific policies applying to the Capital Improvement Program and the Capital Budget are:

- BOCC Policy 03.02.01.00 - Bids for Capital Improvement Projects 10% or More in Excess of Estimated Construction Costs
- BOCC Policy 03.02.02.00 - Capital Budget and Capital Improvement Program
- BOCC Policy 03.02.02.05 - Pay-As-You-Go Funding of Capital Projects

- BOCC Policy 03.02.02.06 - Prioritization of Capital Projects
- BOCC Policy 03.02.02.07 - Minimizing the Expense of Financing Capital Projects
- BOCC Policy 03.02.02.08 - Operating Impact of Capital Projects
- BOCC Policy 03.02.02.20 – Budgetary Control
- BOCC Policy 03.02.02.26 - Use of Capital Project Appropriations
- BOCC Policy 03.02.02.28 - Method of Funding Citizen Initiated Localized Capital Projects or Services
- BOCC Policy 03.02.03.00 - Environmental Land Acquisition Program (ELAPP) Fund
- BOCC Policy 03.02.06.00 - Debt Management
- BOCC Policy 03.03.01.00 - Water and Wastewater Financial Policy
- BOCC Policy 03.03.05.00 - Community Investment Tax Financial Policies
- BOCC Policy 04.05.00.00 - Capital Funding for Outside Agencies

Capital Planning

Capital planning refers to the process of identifying and prioritizing the County's capital needs to determine which capital projects should be funded in the CIP as resources become available.

In general, capital planning for projects within the unincorporated area of Hillsborough County is guided by the Hillsborough County Comprehensive Plan. In particular, capital planning for certain types of parks and recreation, solid waste, stormwater, transportation and water facilities are guided by the Capital Improvements Section (CIS) of the Comprehensive Plan. This plan, prepared by the Hillsborough County City-County Planning Commission and formally adopted by the Hillsborough County Board of County Commissioners, provides long-term direction for the growth and development of the county. Proposed capital projects are reviewed for compliance to the adopted comprehensive plan as part of the budget adoption process.

The public has many opportunities to be involved in capital planning both during the comprehensive plan development process and during the budget adoption process. Interested parties can view the Comprehensive Plan on the Planning Commission's website located at www.planhillsborough.org.

Hillsborough County's plan includes a specific growth management strategy called the Urban Service Area. This strategy is designed to direct growth into areas where public service needs can be more efficiently provided and where existing services are already in place.

In addition to the standards in the Comprehensive Plan and the Capital Improvements Section of the Plan, the planning for parks and recreation, solid waste, stormwater, transportation and water facilities also is guided by master and visioning plans developed by County staff. Planning for fire, government facilities, and library infrastructure in Hillsborough County's unincorporated area is performed primarily within County government. Each capital program has different criteria for assessing project needs and priorities; however, a common characteristic of the planning processes is the recognition of the importance of obtaining input from the public and other interested governmental and private agencies. The individual program planning processes provide the guidance necessary for allocating available resources during the capital budget process. A brief description of the various planning processes follows.

Fire Services – The Fire Rescue Department maintains a Capital Facilities Master Plan which details new fire station needs required to meet emergency and rescue service requirements within the unincorporated area. The plan is prepared based on national service response time standards established by the National Fire Protection Association, the Insurance Service Organization and on the relevant goals, objectives and policies incorporated in the County's Comprehensive Plan discussed above.

In developing this plan, which is updated every five years, the response time standards along with current response data are applied to an analysis of the needs of Hillsborough County's current and projected populations and population distribution to identify where and when new fire rescue facilities will be needed. This plan was recently updated and presented to the Board with additional analysis being performed to ensure that current facilities in need of a major remodel are presently in the best locations. This process may result in the relocation of some existing facilities.

Libraries – Library Services gauges the effectiveness of its facilities through a variety of metrics including current and potential use of a facility, state of existing buildings, grounds, and parking, total cost of operation for all facilities, existence and willingness of neighboring partner agencies, distance from population concentrations, and public demand and presents recommendations for potential capital projects to the Library Board. Annually the Library Board evaluates the data and sends a prioritized list of recommendations for funded and unfunded projects to the Board of County Commissioners.

Parks – The strategic vision of the Parks & Recreation and Conservation & Environmental Lands Management

Departments includes the development of goals and objectives to safeguard the inheritance of the County's future generations.

The planning process identifies future developments that may affect expected needs, wants and social environments. It identifies the most critical stakeholders and their major interests and expectations, such as safety and security, high quality experience, well maintained facilities and the preservation of our natural and cultural resources. The tool is evaluated against the current environment in order to develop a Capital Improvement Plan consistent with the vision of Hillsborough County and the values and expectations of our community.

In FY 17, Hillsborough County Parks & Recreation and Conservation & Environmental Lands Management Departments delivered their Master Plans to the BOCC. The Master Plans are long-range planning documents that are meant to help shape the direction, development, and delivery of the County's parks, recreation, and conservation sites. Based on a comprehensive planning approach, these plans take into consideration department goals, existing conditions, and community needs assessments that provide for the framework of recommendations and prioritization strategies. These Master Plans represent the collective vision for the Hillsborough County Parks & Recreation and Conservation & Environmental Lands departments. They serve as a guide for the Department's investments and strategies over the next ten years, shaping the delivery of services in a manner that is consistent with the County's sustainability goals and the community's level of service expectations. The cohesive vision for continually improving parks, recreation, and conservation opportunities in Hillsborough County represents the culmination of the public engagement process. The vision, along with guiding principles and mission statement will guide the implementation of the Master Plans and the future of parks, recreation, and conservation throughout the County.

Solid Waste Enterprise - The Solid Waste Enterprise has an established plan to determine the need to enhance and or change its Capital Improvement Program on an annual basis. This plan calls for information to be gathered from various sources such as staff, stakeholders, public meetings, etc. to identify needs that should be incorporated into the CIP. Management reviews the information and prioritizes each need according to a pre-established ranking system. The ranking system takes into account mandates by Federal and State agencies, health and safety concerns, capacity needs, efficiency, location requirements, population growth and aging infrastructure.

Stormwater – The County maintains a Watershed Master Plan that incorporates identified needs for each of its 17 watershed basins. The plan is periodically updated as new development and stormwater improvements are completed throughout the County. Under the plan, the entire County (1,072 sq. miles) is divided into 17 watersheds (basins) and further subdivided into 7,000 sub-basins. The master plan study looks at water quantity, water quality and the natural watershed system. The plan identifies areas with inadequate conveyance systems or poor water quality and recommends solutions.

Flood control project evaluations take into consideration the following factors: frequency of flooding, the category of the road subject to flooding (local/arterial/collector road), the number of structures flooded, stormwater asset conditions (groundwater table, erosion/siltation and structure) and the potential of available matching funds.

The County also maintains a separate list of non-watershed related neighborhood stormwater needs. Criteria for neighborhood stormwater projects is like the criteria for watershed master plan projects, with the exception that environmental issues and the availability of matching funds are not included in the evaluation.

Water quality or natural system projects are evaluated based on concerns identified by the Florida Department of Environmental Protection (DEP), or the County related to the sub-watershed segment of "impaired waters/water bodies," the concern of water quality parameters and the benefits of a natural system.

Both engineers and environmental scientists within the Stormwater Engineering Services Section of the Public Works Department contribute to this uniform matrix evaluation process.

Transportation – Efficient movement of people and goods is important to the public safety, economic viability, and overall quality of life in Hillsborough County. Planning occurs on several levels. The Hillsborough County Transportation Planning Organization (TPO), working with the County and its three incorporated municipalities (City of Tampa, Plant City and Temple Terrace), and with input from county residents, is responsible by State statute for adopting the Long Range Transportation Plan, a blueprint for comprehensive transportation planning throughout the County. The TPO also consolidates the transportation capital improvement programs of various political jurisdictions constructing transportation projects within the county into an annual Transportation Improvement Program (TIP). The Long Range Transportation Plan and the Transportation Improvement Program are used by the County in prioritiz-

ing major capacity projects for funding, determining project impact fee eligibility, and in allocating State and federal grant dollars. These plans can be viewed at the Transportation Planning Organization's website www.planhillsborough.org. Apart from these long-established processes, the Transportation for Economic Development initiative engaged in a community-wide effort to identify transportation needs and included the County, the Cities and relevant transportation entities.

As previously indicated, the Hillsborough County City-County Planning Commission is responsible for developing and monitoring compliance with the County's Comprehensive Plan. The Commission also reviews proposed developments of regional impact (DRI) proposals (those development proposals that will have significant impact on existing county roads).

Each municipality is responsible for its own transportation planning; however, major roads determined to have countywide significance may be designated as County roads, with the County primarily responsible for their maintenance and improvement. Capital needs associated with these roads, as well as all transportation needs in the unincorporated area of the County are evaluated for inclusion in the annual Capital Budget and Capital Improvement Program.

Planning for the transportation program is performed on a sub-program basis. The sub-programs within the transportation program are roads, intersections, sidewalks and bridges. With the exception of roads, where the County adopts the prioritized list from the Long Range Transportation Plan (LRTP) and adds local road improvements not subject to inclusion in the plan, the County has prepared a master plan for intersections, bridges and sidewalks. While specific criteria used for prioritizing the projects on the plans differ by project type, they encompass public safety, traffic volume, environmental mitigation and other key factors as well as incorporating input received during the public outreach part of the planning process.

Water Enterprise - The Water Enterprise is responsible for providing quality water, wastewater and reclaimed water services to Hillsborough County residents within its designated service area, unincorporated Hillsborough County. This includes the operation and maintenance of these facilities including treatment plants, pumping stations, metering devices and all related transmission piping and above ground appurtenances. The department is also responsible, when operating the above facilities, for complying with all federal, State and local regulatory and permit requirements.

The department uses a CIP Delivery Process. This process uses a systematic approach to develop and refine the scope, schedule and budget for existing and newly proposed expansion and renewal and replacement projects. It allows priorities to be determined and uses schedules to ultimately deliver quality projects from conception to project completion. The goal of the CIP Delivery Process is to deliver department projects in an efficient and economical manner.

The objectives of the process are to:

- Economically build and maintain existing system assets;
- Deliver projects on schedule and within budget;
- Allow for the annual update of the CIP;
- Allow for adjustments to the approved CIP due to changing priorities for those projects not yet in the implementation phase;
- Seamlessly coordinate with the County's CIP;
- Permit performance measurement; and
- Provide documentation for management and historical trending purposes.

The Board of County Commissioners policy 03.02.02.06 requires that capital projects be prioritized. The Department's Project Prioritization Model (PPM) is a formal method of documenting and tabulating the results of applying subjective criteria to prioritize the CIP each fiscal year. There are six categories to score a project against other projects within the Department's CIP:

- Compliance
- Health and Safety
- Expansion / Renewal and Replacement
- Long Range Planning
- Community and Environmental Impacts
- Economic / Financial Considerations

The resulting score for each existing or new "planning" project is used at the beginning of the budget process to rank all the projects within the CIP.

Additionally, the Department's Payback Analysis Model (PAM) incorporates several economic factors to estimate the payback period of a given capital project. It determines the payback period by modeling the average monthly revenues generated by the Equivalent Residential Customers (ERC) to be served by the capital project. Generally, the information that is required to be input into the model includes:

- Project Name, CIP Number and Type
- Payback Analysis Period
- Discount Rate
- Debt Service or Pay-As-You-Go
- Expansion Percentage
- Operating, Maintenance and Fixed Overhead Cost

- Capital Cost by Year
- Outside Funding Sources
- ERCs served by the Project
- ERC Connection Schedule
- Rate and Debt Service Information

The information is used to assign a weighted economic criteria number for the project in the earlier referenced Project Prioritization Model (PPM) during each fiscal year budget process.

Finally, the CIP Master Program Schedule is used as a planning tool to lay out each of the project schedules, provide the cash flow requirements of the program as a whole, anticipate project resource needs and provide historical data for future trend analysis. In addition, the Master Program Schedule is also used at the beginning of each fiscal year to facilitate the efficient distribution of work throughout a six year period.

Financial Planning Strategies

Hillsborough County uses a variety of tools to assist in developing long-term financial planning strategies. One tool is the preparation of an annual Pro Forma document. This document is used to put current budget and financial decisions into a longer-term context. Prepared in accordance with Board policy, the Pro-Forma provides a five year projection of revenues and expenditures for major operating funds, and is particularly useful in showing how capital projects, funded in the biennial budget or planned over the next several years, will impact future operating budgets in terms of maintenance, utility and staffing costs.

Another tool used in financial planning is the County's debt management strategy. Credit ratings assigned by the three international rating agencies, Moody's Investors Service, Standard and Poor's Ratings Services, and Fitch Ratings are key factors influencing interest rates paid on local governments' borrowings. Because of the significant impact interest rates have on our overall financial position, Hillsborough County places a great deal of emphasis on its credit worthiness. The County conducts credit updates each year, and notices of any material credit changes are provided to the rating agencies throughout the year.

The County's general credit ratings are Aaa / AAA / AAA on a scale where Aaa / AAA / AAA are the highest ratings. The County's high ratings are an objective indication of sound financial management, recognition that its overall debt profile is characterized by good debt service coverage from pledged revenues and by sound legal provisions ensuring full and timely payment of debt service. These high credit ratings enable the County to meet its borrowing needs at the lowest cost of capital.

To address short-term capital project funding requirements, Hillsborough County uses a Commercial Paper Program. Under this program the Board authorizes short-term borrowings when needed to provide adequate cash flow for active projects. This approach ensures that long-term debt is issued only when needed in appropriate amounts. Furthermore, tax exempt short-term debt tends to be the lowest cost financing tool available to local governments resulting in substantial savings to the County. Upon completion of capital projects, the County either uses available cash or issues long-term debt at favorable interest rates to pay off outstanding short-term notes, unless there is an economic advantage in keeping short-term, variable rate notes outstanding. The County issues debt in accordance with its debt policy which governs the type and amount of borrowings that are best suited to achieving its financing objectives. The policy guides the County's borrowings by means of targets and ratios, such as direct debt per capita or general governmental debt as a percent of general fund revenue, that balance the need for flexibility to ensure the availability of capital with the need to ensure continued access to the capital markets.

When it is prudent and in the County's economic interest to do so, infrastructure improvements may be financed by means of public-private partnerships in which private corporations, such as real estate developers, agree to fund a portion of such improvements together with funding from the County, State, and/or federal government. Such partnerships enable the County to construct needed infrastructure, in particular transportation improvements, at a lower cost to taxpayers as a result of leveraging private funding sources.

Finally, the County actively and aggressively monitors market opportunities to refinance its debt to achieve lower debt service costs. When legally and economically feasible, lower interest debt will be issued to pay off outstanding debt thereby making revenues available to fund County services.

Capital Improvement Program Process

The annual Capital Budget and Capital Improvement Program (CIP) update begins in January with a request to the Capital Program directors to review, update and re-prioritize the unfunded capital needs list.

The Capital Budget Team of the Management and Budget Department maintains a comprehensive list of prioritized unfunded capital needs which is used in

identifying new projects to be recommended for funding. The list identifies preliminary project information such as name, location, description or scope, the estimated cost and any operating cost impact. The updated Unfunded Capital Projects List is then used to determine which new projects will be added to the new Capital Improvement Program.

During the month of January (in the first year of the biennial budget cycle), the Capital Budget Team conducts training sessions to provide capital project management and staff specific direction relating to the capital budget process. As part of this training, those involved in the capital budget process are given a calendar of key budget cycle dates and written documentation including forms, instructions, and definitions to be used in preparing their capital projects budget including revising current project estimates and submitting requests to add new capital projects.

Another key step in the budget process is a review of capital project cost estimates in the current CIP or new projects added during the current fiscal year. This is to ensure that the next CIP will reflect these revised cost estimates. Departments are asked to review and update project information that will be presented in the Capital Improvement Program.

A specific form – the Capital Project Initiation Request Form - is used to document project changes or new project requests. This form is designed to guide the preparer in providing necessary information including the reason for the project, proposed location and scope, funding requirements by fiscal year, proposed project schedule and completion dates, anticipated operating cost impacts and management approvals.

Using updated information, the Capital Budget Team develops draft documents showing projects that have been completed or are anticipated to be completed by the end of the current fiscal year as well as specific detail project pages (see below for sample) for each project proposed to be included in the recommended budget.

Components for Each Capital Project Page:

Project Title – This is the project's name.

Project No. – This is a unique identification number assigned to the project for accounting purposes.

CIE Requirement – This indicates whether this project addresses a Capital Improvement Element as defined in the Growth Policy in Florida Statutes.

Level of Service Impact – If the project addresses a CIE element, this indicates what impact it has on the level of service:

(M) – This indicates a project relates to the repair, remodeling, renovation or replacement of an existing County facility in order to maintain levels of service in the Comprehensive Plan.

(E) – This indicates the construction of a new facility or expansion of an existing facility that will reduce or eliminate deficiencies in the levels of the service in the Comprehensive Plan.

(F) – This indicates the construction of a new facility or expansion of an existing facility is needed to meet levels of service for new development.

(N/A) – This indicates that the project is not covered by the Capital Improvements Element.

Sample Capital Project Detail Page

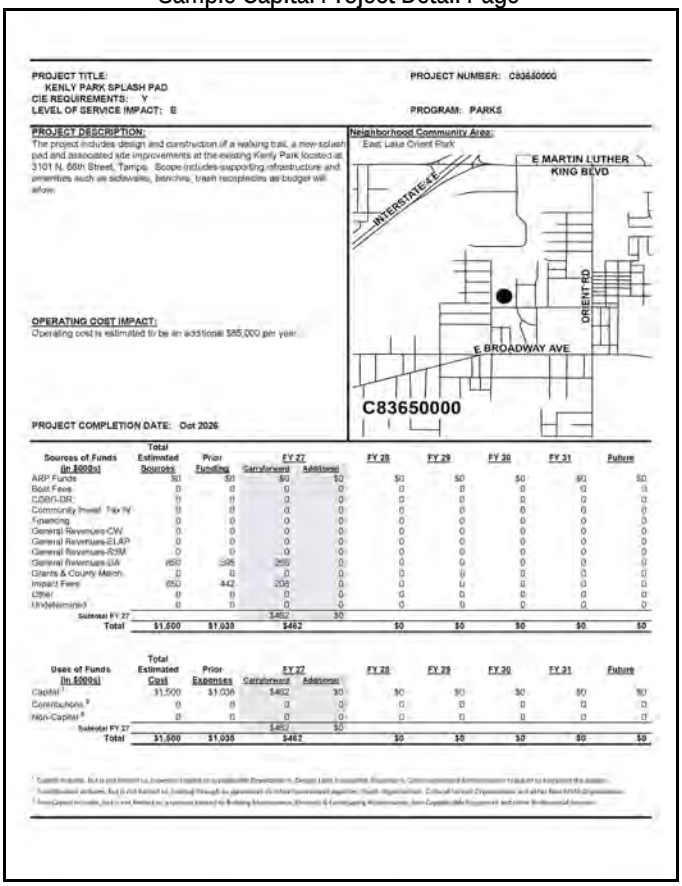

PROJECT TITLE: KENLY PARK SPLASH PAD
CIE REQUIREMENTS: Y
LEVEL OF SERVICE IMPACT: E

PROJECT NUMBER: C83650000

PROGRAM: PARKS

PROJECT DESCRIPTION:
The project includes design and construction of a walking trail, a new splash pad and associated site improvements at the existing Kenly Park located at 3101 N. 66th Street, Tampa. Scope includes supporting infrastructure and amenities such as sidewalks, benches, trash receptacles as budget will allow.

Neighborhood Community Area:
East Lake Orient Park

OPERATING COST IMPACT:
Operating cost is estimated to be an additional $85,000 per year.

PROJECT COMPLETION DATE: Oct 2026

Sources of Funds (in $000s)	Total Estimated Sources	Prior Funding	FY 27 Carryforward	FY 27 Additional	FY 28	FY 29	FY 30	FY 31	Future
ARP Funds	$0	$0	$0	$0	$0	$0	$0	$0	$0
Boat Fees	0	0	0	0	0	0	0	0	0
CDBG-DR	0	0	0	0	0	0	0	0	0
Community Invest. Tax IV	0	0	0	0	0	0	0	0	0
Financing	0	0	0	0	0	0	0	0	0
General Revenues-CW	0	0	0	0	0	0	0	0	0
General Revenues-ELAP	0	0	0	0	0	0	0	0	0
General Revenues-RSM	0	0	0	0	0	0	0	0	0
General Revenues-UA	850	326	256	0	0	0	0	0	0
Grants & County Match	0	0	0	0	0	0	0	0	0
Impact Fees	650	442	206	0	0	0	0	0	0
Other	0	0	0	0	0	0	0	0	0
Undetermined	0	0	0	0	0	0	0	0	0
Subtotal FY 27			$462	$0					
Total	$1,500	$1,038	$462		$0	$0	$0	$0	$0

Uses of Funds (in $000s)	Total Estimated Cost	Prior Expenses	FY 27 Carryforward	FY 27 Additional	FY 28	FY 29	FY 30	FY 31	Future
Capital[1]	$1,500	$1,038	$462	$0	$0	$0	$0	$0	$0
Contributions[2]	0	0	0	0	0	0	0	0	0
Non-Capital[3]	0	0	0	0	0	0	0	0	0
Subtotal FY 27			$462	$0					
Total	$1,500	$1,038	$462		$0	$0	$0	$0	$0

Program – This indicates the capital program to which this project pertains.

Project Description – This describes the scope of work.

Operating Cost Impact – This is an estimate of the ongoing annual operating and maintenance funding this project will require once completed.

Project Completion Date – This is the estimated date the project will be ready for its intended use.

Neighborhood Community Area – This indicates the area of the county the project will occur. A copy of the Neighborhood Community Area map can be found in the Appendix section of this document.

Sources of Funds – This shows by year the sources of funding. Many projects have multiple sources of funding.

Uses of Funds – This shows by year the planned uses of funds summarized by capital, contributions and non-capital.

These draft documents are distributed to the departments for another review and the opportunity to correct information. Upon completing their review, the Capital Budget Team meets with the appropriate program directors and representatives to resolve outstanding issues and ensure that all are in agreement with the current information.

Budget preparation meetings held with Directors, Executive Team members and budget staff during February through April include discussions regarding capital projects. Decisions made at these meetings are incorporated into the documents and communicated to the appropriate departments.

Final revisions are incorporated into the Recommended Capital Budget and the Recommended Capital Improvement Program (CIP) in mid-May and delivered to the Board of County Commissioners in June or July. Throughout the budget development process, the County Administrator and Management and Budget staff conduct several budget workshops with the Board of County Commissioners to provide them with revenue projection updates and to obtain overall policy guidance.

Once the recommended budget and CIP are delivered to the Board, a series of budget workshops and public meetings are held. During this period, the Hillsborough County City - County Planning Commission also reviews the recommended CIP to ensure compliance with the County's Comprehensive Plan. Two statutorily required public hearings are held in September to gain public input. A separate public hearing is held following the budget adoption to also adopt the CIP.

Final budget documents reflecting the Adopted Budget and Adopted Capital Improvement Program are then prepared and distributed in both hardcopy and electronic formats. Once the Capital Budget and CIP are formally adopted, changes to the budget can only be made in accordance with the budget amendment process defined in BOCC Policy 03.02.02.00 - Capital Budget and Capital Improvement Program, which ensures compliance with budget amendment requirements per Florida State Statute 129.06. The BOCC policy also specifies that the list of projects included in the adopted CIP may only be revised through formal Board resolution.

Funding Sources

Funding for capital projects comes from a variety of sources, but generally falls into one of several categories: ad valorem taxes, the Communications Services Tax, the Community Investment Tax, gasoline taxes, enterprise fees, special assessments, impact fees, mobility fees, grants or financing.

- Ad Valorem (Property) Taxes are taxes levied by the Hillsborough County Board of County Commissioners on property within the County.

  There are three ad valorem taxes imposed by Hillsborough County – the countywide property tax imposed on all properties within the county with use restricted to projects providing countywide benefit; the unincorporated area property tax imposed on all properties in the unincorporated area of the county with use limited to projects that benefit the unincorporated area; and the special library property tax, imposed on all properties within the City of Tampa and the unincorporated area of the County with use restricted to library projects. Both Temple Terrace and Plant City maintain their own library systems so properties within these two municipalities are not subject to the special library tax.

  Additionally, a voter approved ad valorem tax is used to pay debt service on the Jan K. Platt Environmental Lands Acquisition and Protection Program (ELAPP) bonds.

- The Communications Services Tax is a 4% tax imposed on local and long distance telephone calls, cable, fax, pagers and beepers, cellular phone services and other related telecommunication services. The Board of County Commissioners originally designated 1% of this tax for the construction of new fire stations. Beginning in FY 06, the Board increased the allocation by an additional ½ %, for a total of 1½% for the construction of fire stations. However, due to the continuing ad valorem roll back requirements by the State Legislature and the effects of Amendment 1, approved by the voters on January 29, 2008, the amount and the percentage allocated to the construction of new fire stations in FY 09 was reduced to ½%. The remainder of the 1½% is used to offset a portion of the reduction in property tax revenues funding operating expenditures.

- The Community Investment Tax is a ½% sales tax on the price of taxable goods, as defined by State statute, sold within the County. Originally approved for a thirty-year period by public referendum in 1996, use of this tax is restricted to acquiring, constructing, and improving infrastructure and purchasing equipment with a useful life of at least five years to promote the health, safety and welfare of Hillsborough County residents. The original tax expires on November 30, 2026, but has now been extended. On November 5, 2024, a majority of Hillsborough County voters chose to renew the Community Investment Tax for a fifteen-year period resulting in a new expiration date of December 31, 2041.

- Gasoline taxes used to fund capital projects are the Six Cent Local Option Gasoline Tax, the Voted (Ninth Cent) Gasoline Tax and the Constitutional Fuel Tax. Permitted uses for each of these taxes are defined by statute, and in the case of the Voted Ninth Cent Gasoline Tax, are further restricted by County ordinances.

  The Six Cent Local Option Gasoline Tax is limited to transportation expenditures for public transportation operations and maintenance; roadway and right-of-way maintenance and equipment and structures used primarily for the storage and maintenance of this equipment; roadway and right-of-way drainage; street lighting; traffic signs, traffic engineering, signalization and pavement markings; bridge maintenance and operation; debt service and current expenditures for transportation capital projects including construction or reconstruction of roads.

  Use of the Ninth Cent Gasoline Tax is restricted by County ordinance to the road resurfacing program.

  The Constitutional Fuel Tax collected by the State on behalf of the County is first used to meet debt service, if any, of debt assumed by the State Board of Administration payable from this tax. Any remaining tax proceeds may be used by the County for the acquisition, construction, and maintenance of roads as defined by statute or as matching funds for grants specifically related to these purposes.

- Enterprise fees are charges for services imposed on users of facilities of the two programs funded through enterprise funds - Solid Waste and Water/Wastewater/Reclaimed Water. An annual fee schedule for each enterprise fund is set by the Board of County Commissioners. Use of these revenues is restricted to operating, maintaining or building new infrastructure for the respective service for which the fee is being collected.

- Special assessments are charges levied by statute or ordinance for a specific purpose. One example is the stormwater fee, a non-ad valorem special assessment levied on the annual property tax bill, used to help fund the stormwater capital program.

- Impact fees are fees imposed on new commercial and residential construction to help fund additional infrastructure needed to support the added load on County infrastructure resulting from the new construction. The unincorporated area of the County is divided into zones for each type of impact fee.

  Use of impact fees collected within each zone is restricted to projects which add capacity to the respective infrastructure within that zone. There are four types of impact fees: transportation, parks, fire and schools. Impact fees are governed by the County's Consolidated Impact Fee Assessment Program Ordinance.

- Mobility Fees are a one-time charge on new development to pay for offsite transportation improvements that are necessitated by new development. On April 26, 2016, the Board of County Commissioners adopted the Mobility Fee Ordinance that would replace the current transportation impact fees and transportation concurrency. The Mobility Fee Program became effective January 1, 2017.

- Financing is the last source of funding. It includes both long-term and short-term financing. Short-term financing via a commercial paper borrowing program is used to borrow funds when needed in order to keep projects on schedule and to keep financing costs down.

  Upon completion of capital projects, the County either uses available cash or issues long-term debt at favorable interest rates to pay off outstanding short-term notes, unless there is an economic advantage in keeping short-term, variable rate notes outstanding.

Uses of Funds

Capital budget expenditures are related to one of the eight capital programs: Fire Services, Libraries, Government Facilities, Parks, Solid Waste Enterprise, Stormwater, Transportation, and Water Enterprise. It also includes the Environmental Land Acquisition and Protection Program (ELAPP) and the Major Repair,

Renovation, Replacement and Maintenance (R3M) program. Planned capital project expenditures are summarized into the following categories:

Capital – These are costs incurred as part of delivering the project that will be capitalized with the asset when the project is complete. Capitalizable development, design, land acquisition, equipment, construction and administration expenditures required to complete the project are examples of capital costs.

Contributions – Contributions represent funding through an agreement to other government agencies, youth organizations, cultural services organizations and other non-profit organizations and won't be capitalized when the project is complete.

Non-Capital – These are costs incurred as part of delivering the project but won't be capitalized with the asset when the project is complete. Building maintenance, grounds and landscape maintenance, non-capitalizable equipment and other professional services are examples of non-capital costs.

Capital Projects Operating Impacts

The Capital Budget and Capital Improvement Program (CIP) are integral elements of the County's biennial budgeting process. The cost of operating new or expanded facilities or infrastructure can be significant and is included in the operating budget in the fiscal year the asset becomes operational. However, in some cases, like the construction of a new jail, the operational impact may be phased-in gradually while the new jail is under construction. This is because as the jail population increases beyond its operational capacity so does the need for additional funds for overtime pay, add new staff, jail and food supplies, and operational equipment, thus spreading the increased operating impact over a number of years rather than impacting the budget all at once when the jail opens. Historically, operating costs of non-enterprise facilities have been funded from property taxes. Consideration of operating costs becomes particularly critical when there are potential property tax restrictions or reductions due to legislative action or recession. In some cases, it may be prudent to defer or cancel construction of a facility because there will be no funds to operate it.

Debt service payments on issued debt for capital projects are also included in the operating budget. The amount of required debt service relative to the size of the annual budget is an important indicator of fiscal obligations. Since debt service expenditures reduce the amount of funds available for other operating or capital uses, it is important that the ratio of debt service to the total operating budget remain at a prudent level.

Issuance of short–term commercial paper to provide adequate cash flow for approved projects does not have an impact on the operating budget. This is because these costs are rolled to subsequent notes until the projects are completed, at which time available cash or long-term debt is used at favorable interest rates to pay off outstanding short-term notes, unless there is an economic advantage in keeping short-term debt.

Specific FY 27 incremental operating cost impacts of capital facilities are discussed below in each program's highlights section. The Recommended Budget for FY 27 includes these operating costs. A full listing of incremental operating cost impacts can be found in the appendix section of this document.

Program Highlights

The following program highlights focus on each program's portion of the FY 27 – FY 31 Recommended CIP. Under annual budgeting, both new funding and any carry-forward funding from the previous year appear in the CIP. As a result, many schedules in this document have separate "Carryforward" and "Additional" columns when presenting FY 27 budget data.

A number of projects that are shown in the program sections appear in the Capital Improvement Program as "Post Construction". These projects have finished their primary construction phases and may have been placed in use; nevertheless, some of these projects still have unspent balances that are earmarked for post-construction project costs.

Fire Services

The Recommended FY 27 – FY 31 Fire Services Program totals $131.4 million. The program is funded with Community Investment Tax, fire impact fees, Communications Services Tax, general revenues, grants, financing and American Rescue Plan Act (ARP) funds.

One new project is being added to the program in this Recommended CIP. The PSOC Emergency Vehicle Canopy project will construct additional covered storage to extend the life of a fleet of reserve emergency vehicles and support other training and deployment operations. The value of these vehicles is significant, and the department currently has insufficient capacity to properly store this equipment when not in use.

Many important projects approved in prior years continue into the FY 27 – FY 31 CIP. Four new fire stations are being constructed in various parts of the county. The Airport Industrial Fire Station #49 project will construct a new station on leased property from the State of Florida Bureau of Lands and will enhance services in the western area of Hillsborough County. The Sun City North and Progress Village South Fire Station projects will design and construct new stations to enhance service in the South and South-Central areas of the county. The Race Track Road Fire Station #50 project was recommended per the Fire Rescue Master Plan to enhance services in the Northwest area of the county.

A total of eight fire station replacement projects are included in this year's CIP. As part of the federal response to the COVID-19 pandemic, the County received funding through the American Rescue Plan Act (ARP). Various agenda items were brought to the BOCC for approval during FY 22 and FY 23 to allocate these funds to projects. As part of that process, three fire station replacement projects were created and approved – Armdale Fire Station #10, Gunn Highway Fire Station #13 and Palm River Fire Station #15. The Falkenburg Road Fire Station #33 is at or near the end of its useful life and will be replaced at the same site. Work continues on the Brandon Fire Station #11, Midway Fire Station #30, Thonotosassa Fire Station #21 and West Hillsborough Fire Station #20 projects. These stations are dated in their design/features and require increasing operating costs to maintain and keep functioning at the expected service level necessary to protect the citizens of Hillsborough County.

Fire Rescue Units

Other projects continuing into FY 27 include the PSOC Renovations project which will renovate existing PSOC warehouse space to support Emergency Management operations. Some current warehouse functions will be relocated to the under-construction Fire Rescue/Emergency Management Warehouse that will enable storage of essential supplies used in day-to-day operations and in responding to disasters. The Comprehensive Communications Plan/Alternate EOC project will implement a technology solution capable of providing top-down management and relief effort coordination tools that will help deliver the fastest and most effective emergency response when dealing with incidents such as hurricanes and the COVID-19 Pandemic. This implementation will also include installation of the communications equipment and tower required to make the alternate EOC site operational.

The Fire Station Hardening project will provide upgrades to additional fire stations to enhance resilience. In order to fund the purchase of important fire and safety equipment, the Fire Rescue Equipment Replacement/Modernization project receives $1.9 million in FY 27 from the Communications Services Tax allocated to Fire Rescue. Impact fees were added to this project in FY 19 to fund the purchase of Self-Contained Breathing Apparatus (SCBA) equipment. The Fire Rescue Unit Additions project will acquire 16 new rescue vehicles that will be located in high demand areas to improve response times.

Three projects are maintenance related. The HVAC systems will be replaced at both the Seffner/Mango and Lutz Fire Stations due to the units being at the end of their useful lives. Restroom and shower repairs at various locations will be completed as part of the Fire Station Restroom and Showers Renovations project.

No stand-alone projects reached substantial completion during FY 26. Ten projects are projected to reach substantial completion in FY 27. HVAC systems will be replaced at both the Seffner/Mango and Lutz Fire Stations. Two new fire stations (Sun City North #47 and Progress Village South #48) and four replacement stations (Armdale #10, Gunn Highway #13, Palm River #15 and Thonotosassa #21) will be ready for service. Disaster response will be enhanced after the Fire Rescue/Emergency Management Warehouse and Comprehensive Communications Plan/Alternate EOC projects are completed. The acquisition of the new Fire Rescue Units should be complete enhancing emergency response in the areas they will serve.

Operating Impact – The two HVAC projects reaching substantial completion in FY 27 mentioned above are maintenance related and will have no operating cost impact. The replacement fire stations won't have incremental operating costs, but the new fire stations will start incurring the operating costs shown in the chart below.

The Fire Rescue Unit Additions and Fire Rescue/Emergency Management Warehouse projects will also begin incurring the operating costs listed below.

Fire Services Projects	New Positions	Operating Impact (In thousands)
		FY 27
Fire Rescue Unit Additions	108	$9,800.0
Fire Rescue/Emergency Management Warehouse	0	53.3
Progress Village South Fire Station #48	24	3,575.0
Sun City North Fire Station #47	21	2,750.0

Government Facilities

The Recommended FY 27 – FY 31 Government Facilities Program totals $307.7 million. Funding sources for the program are Community Investment Tax, enterprise fees, financing, grants, general revenues, BP oil spill funds and American Rescue Plan Act (ARP) funds.

Eleven new projects are being added to the program in FY 27 and most are maintenance related. HVAC work will be completed at the County Center, Edgecomb Courthouse and Town and Country Commons facilities. Roofs will be replaced at the Mort Head Start building and at various other County facilities. The fire exhaust fans that have reached the end of their useful lives will be replaced at the Museum of Science and Innovation. Two projects have been established for the Sheriff to maintain facilities and enhance IT and communications equipment. The Downtown Courtroom Renovations and Expansions project will coordinate the demolition, relocation and creation of courtrooms, judicial chambers and storage areas in various downtown court facilities. A feasibility study and needs assessment to develop a scope for a potential new Clerk's Records Warehouse to replace the existing facility will be initiated. Finally, a storage canopy will be constructed to protect emergency shelter generators and portable chillers when they are not deployed at the shelters.

Several important projects continue in this Recommended CIP. The African American Arts & Cultural Center project will begin the design of a new 50,000 square foot facility to be located on the BOCC-designated County-owned property at 2103 N. Rome Avenue, Tampa (known as the West Tampa Resource/Service Center). The existing buildings on the property are anticipated to be demolished and replaced by the new facility. Construction funding is anticipated in the future.

The Sheriff's Training Facility project includes the purchase of the existing 60,000 square foot building located at 10210 Windhorst Road and provides hardening improvements for use as a training facility for the Sheriff. The Sheriff's Operations Center Relocation project will relocate the Sheriff's building complex currently in Ybor City to a new location in the Brandon area. A project is being completed in phases to renovate the housing pods at the Falkenburg Road Jail.

Solar Panels – Cooperative Extension Office

Many projects involve contributions to outside agencies to help address important community needs. The Board of County Commissioners approved funding a contribution for construction of an entry canopy as well as associated furniture, fixtures and equipment for Gracepoint's new Mariposa Women's Psychiatric Hospital. Another project helps support the development of a childcare center that will be built in conjunction with a Tampa General Hospital workforce housing development. This will be a joint venture with an experienced affordable workforce housing developer to attract and retain health care workers at TGH and USF by providing affordable rental units. Contributions will be made to the Highland Pines Outreach Center, Lighthouse Gospel Mission & Faith Home and The Skills Center for various projects that will enable them to better serve the community. Additional contribution projects will provide funding to local non-profits to enhance their value to the community. Contributions will be made to A Kids Place of Tampa

Bay, the Cuban Civic Club, Faith Action Ministry Alliance, the Historic 1914 School in Plant City, Meachum Urban Farm, Pepin Academies, the Soul Walk African American Heritage Trail and the Wimauma Community Center for various capital improvement projects.

Funds have been budgeted to design and construct an expansion of the existing Medical Examiner facility to add a full-time cold case unit, on-site warehouse, and additional cooler space to store specimens and decomposed bodies. The Pet Resources Facility project will involve land acquisition, planning, and design of a new shelter facility, on a site to be determined, to better serve the growing community. A project for the Tax Collector will include site development work for a 6-8 acre area between the existing Tax Collector driving test track and branch office which will be prepared for exterior improvements such as additional parking and future expansion.

Security Enhancements – County Center

A project will provide for security enhancements at the County Center and other County buildings. Funds have been set aside to help establish a future film studio / film school in the county. Funding is also provided for a new Adult Day Health Services Center to be developed in South County. The Emergency Generators at Various Locations project includes engineering and installation of emergency generators and associated infrastructure upgrades at various emergency shelters (such as public schools) and other critical facilities to provide back-up power capability. Additional solar projects will be completed at various County facilities to increase energy efficiency.

Various projects will enhance existing Court facilities. The Edgecomb Courthouse lighting controls will be replaced, and access controls will be replaced at various courthouse locations. The judge's chambers in the Edgecomb Courthouse will be renovated and the Pat Frank Court Building will have flooring replaced. Roofs will be replaced at the Edgecomb Courthouse and Pat Frank Court Building. The Public Defender will have various office renovations completed, and the 1st floor modified to enhance security.



Public Art – New Tampa Performing Arts Center

Many of the ongoing projects are maintenance related. The County Center and MOSI dome roof will get needed waterproofing. Repairs and renovations will take place at the central energy plant in downtown Tampa and the future Community Based Step-Down Facility. Flooring will be replaced and painting projects completed at various County facilities. The Museum of Science and Innovation will have its chiller and sections of its roof replaced. In downtown Tampa, an ongoing project will modernize elevators in various buildings. Morgue building renovations will replace the four original morgue coolers from 2007 with four updated coolers. Parking lots will be renovated at various County facilities. The carpet and air handlers will be replaced at the County Center. The Former Department of Juvenile Justice Site Renovations project will demolish the structures on the County owned site in East Rural County and decommission utilities.

HVAC systems and/or chillers will be replaced at the Clerk Records Warehouse, Hanna Road Facility, Medical Examiner Facility, MOSI, Premiere Drive and various Countywide and Unincorporated funded facility locations. The Hanna Road and Premiere Drive facilities will have their generators replaced. Three modular units will be replaced at the Calhoun Head Start facility. The existing three units are over 30 years old and have exceeded their useful life. The buildings will be waterproofed at the EPC Complex and the east buildings at MOSI will be demolished to allow for future development.

The Historic Preservation Matching fund program continues in FY 27 to help preserve historic community assets. The Annual Public Art Plan, as recommended by the Public Art Committee, is included within the appendix section of this document. The Public Art assessment for FY 27 is set at 0%. Work on the Public Art Plan can continue by using available carryforward funds and ad hoc budget additions. Current funding is adequate for projects that are in process at this time.

Seven projects reached substantial completion during FY 26. The Community Based Step-Down Facility - ARP Act 3 Funds project renovated the former Sheriff's Work Release Center located at 1800 Orient Road to offer comprehensive services for participants exiting the local County jail who suffer from substance abuse and behavioral health related issues. Two judicial chambers and two courtrooms were built out at the Pat Frank Court Building. Four maintenance related projects included parking garage door, HVAC, roof and fire pump replacements at various locations. Site work related to the Tampa Bay Water Land Acquisition project was also completed.

Twenty-five projects should reach substantial completion in FY 27. Twenty-four are maintenance related and included in the descriptions above. The other project will demolish the east buildings at MOSI to allow for future development to proceed.

Operating Impact – None of the projects that are scheduled to reach substantial completion in FY 27 have an identified impact on operating costs. One ongoing master project to install new emergency generators will result in a small increase in maintenance costs.

Government Facilities Projects	New Positions	Operating Impact (In thousands)
		FY 27
Emergency Generators at Various Locations	0	$68.0

Libraries

The Recommended FY 27 – FY 31 Library Services Program totals $86.0 million. The program is funded with ad valorem tax proceeds from the Special Library Taxing District.

No new projects are being added to the program this year, but many important projects continue into FY 27. Two new libraries are in the early stages of development. The Wimauma New Library/Community Center project will include project development and design for a new approximate 25,000 square foot library/community center within Bethune Park, located in Southeast Hillsborough County's Wimauma Community. Funding has been put in place for project development, design and construction of a new 15,000 - 18,000 square foot library, expandable to an approximate 25,000 square foot new library to be located in the Fishhawk area in southeast Hillsborough County. The site for the library is on the South-West corner of the FishHawk Sports Complex as designated previously by the Board of County Commissioners.

Two replacement libraries are also continuing into FY 27. The Thonotosassa Library will be replaced with a larger and more functional facility at a newly acquired site. The Brandon Library Replacement project provides funds to construct a new 25,000 square foot, expandable to 35,000 square foot, Brandon Library on a site acquired in Phase 1 which was funded separately. The programs and services offered by these libraries will be determined with citizen input.

Project development and design for the future expansion of the New Tampa Regional Library will begin. Interior and exterior renovations of the existing Southshore and West Tampa libraries will improve functionality and upgrade finishes and systems.

John Germany Library

The Sentinel Bulletin Archiving project will preserve and digitize the Sentinel Bulletin historic archive of newspapers which includes 118 bound volumes (1945-2010) that have been housed at the C. Blythe Andrews, Jr. Public Library's Special Collection since 2019. The collection contains approximately 400,000 pages. This is a one of kind collection of the only African American centered newspaper in the Tampa Bay area. The Burgert Brothers Photo Archive Preservation project will preserve and digitize the prints and negatives of the collection.

The Libraries Safety and Security Upgrades project will install access control systems, replace proprietary alarm systems and install/upgrade surveillance systems, etc., at various libraries to improve safety and security for library staff and customers. The John Germany (Main Library) Various Improvements and Planning Study project includes various renovations to the building and site to meet customer needs. Two maintenance related projects will replace shelving, flooring and roofs at various libraries. Landscaping will be improved at various libraries with the Landscape Renovation project. Restroom facilities will be renovated at various libraries to update their functionality, fixtures, and finishes.

West Tampa Library

No stand-alone projects reached substantial completion during FY 26. One project is projected to reach substantial completion in FY 27. The Burgert Brothers Photo Archive Preservation project described above will be completed.

Operating Impact – The project reaching substantial completion in FY 27 described above will not incur any incremental operating costs.

Parks

The Recommended FY 27 – FY 31 Parks Facilities Program totals $213.1 million. The program is funded through a combination of impact fees, Community Investment Tax, general revenues, financing, boat improvement funds, BP oil spill funds and American Rescue Plan Act (ARP) funds.

Nine new projects have been added to the Parks CIP including the Alderman's Ford Pedestrian Bridge Replacements at $2.5 million, two Plant Control and Nursery Conservation Land projects at a total or $866,000, two Major Repair, Renovation and Maintenance (R3M) projects at a total of $425,000, the Recreation Facilities Renovation at $3 million, Improvements to West and Williams Park at a total of $4 million, and the Southshore Pickleball Complex at $5 million. The Southshore Pickleball Complex will develop a pickleball complex located on County-owned property in southern Hillsborough County. Pickleball is one of the fastest growing community sports in the nation. South Hillsborough County continues to experience substantial growth in population and development. During FY24-25, 37 new pickleball courts were added to increase the County's inventory to 55 courts. The facilities are used extensively; it will be in the public's interest to co-locate pickleball with the Southshore sports complex in SE Hillsborough County. In recognition of noise concerns, the courts will be located at least 250 feet away from residences.

All Peoples Park Expansion/Splashpad

Fourteen projects were completed in FY 26 including the All Peoples Expansion, Hardening and Chiller Replacement projects, the Apollo Beach, Bealsville, and Progress Village Park Improvements Projects, and the Cross Creek Park Construction project. The Cross Creek Park Project constructed a 12-acre neighborhood park on County-owned property adjacent to Pride Elementary which included recreation building and associated amenities.

Two projects are scheduled for completion in FY 27 including the Kings Forest Parks Improvement and the Kenly Park Splash Pad. This last project will design and construct a walking trail, a new splash pad, sidewalks, benches, and other amenities.

One significant project in the program is the Branchton Regional Park which will construct a regional park to serve the recreational needs of the community in Northeast Hillsborough County.

Branchton Regional Park

One project was added during FY 26 as part of the U.S. Department of Housing and Urban Development (HUD) Community Development Block Grant – Disaster Recovery (CDBG-DR) grant process. These funds are designated for disaster relief, long-term recovery, infrastructure and housing restoration, economic revitalization, and mitigation efforts in the areas deemed "most impacted and distressed" by the disaster from hurricanes Helene and Milton that occurred in 2024. Various agenda items were brought to the BOCC for approval during FY 26 to allocate these funds to projects. As part of that process, one Park project was created and approved: the Flood Mitigation - Environmental Land Restoration - CDBG-DR. This project will restore, enhance and acquire environmentally sensitive lands to reduce storm surge, coastal and other flooding impacts.

As part of the federal response to the COVID-19 pandemic, the County received funding through the American Rescue Plan Act (ARP). Various agenda items were brought to the BOCC for approval during FY 22 and FY 23 to allocate these funds to projects. As part of that process, three Park projects were created and approved. The Pickleball Complexes - ARP Act Revenue Recovery Funds project which will design and construct pickleball courts at various locations throughout the County; the Kings Forest Park Splash Pad - ARP Act 3 Funds project which will design and construct a Splash Pad at the park; and the Progress Village Park Improvements – ARP Act 3 Funds project which will design and construct various improvements to the existing Progress Village Park.

Progress Village Playground

Jan K. Platt Environmental Lands Acquisition and Protection Program (ELAPP)

The Jan K. Platt Environmental Lands Acquisition and Protection Program (ELAPP) is a voluntary land preservation program based in the Conservation and Environmental Lands Management Department. The ELAP Program is dedicated to the protection and preservation of natural and environmentally significant resources, as well as restoration of natural habitat. Properties preserved through ELAPP are available for recreational uses compatible with the preservation objectives. Some of

the criteria used when considering a property for protection are: contains unique or scarce natural habitat for endangered species, protection of water resources, or lands that buffer, link or provide access to existing environmentally sensitive lands.

Historically, funding was secured through an operating and debt service ad valorem millage not exceeding 0.25 mills in any one-year period. A four-year property tax was originally approved by 71% of the voters in 1987 and in 1990 a referendum authorizing $100 million in bonds was approved by 73% of the voters. In November 2008, nearly 79% of the voters approved the issuance of up to $200 million in bonds to continue capital funding for the ELAP Program. So far $187.7 million has been issued of the $200 million authorized by the voters.

As of October 1, 2025, the County has preserved approximately 65,521 acres at a cost of $363.8 million, of which $91.2 million has been funded by other agencies.

Operating Impact **–** The following table identifies the stand-alone projects that are scheduled for completion in FY 27 that have a separately identified operating impact.

Parks Projects	New Positions	Operating Impact (In thousands)
		FY 27
Branchton Regional Park	0	$90.0
EG Simmons / Eco Tourism	0	15.0
Southshore Sportsplex	0	250.0

Solid Waste Enterprise

The Recommended FY 27 – FY 31 Solid Waste Enterprise Program totals $238.2 million. The Solid Waste Enterprise Program is funded with long-term financing and revenues generated from fees and assessments paid by customers of the enterprise.

The program consists of seven active projects which concentrate on enhancing the Solid Waste services centers throughout the county. One of these projects is the Northwest Transfer Facility Improvements. This project will design, permit, construct and provide quality assurance for the Northwest Community Collection Center Improvements project. The improvements are necessary to provide a better site configuration, thus improving safety, customer traffic flow, efficiency of the operation, and improve the overall customer experience while using the facility.

There are three projects at the Southeast County Landfill totaling $143 million. These projects are the Southeast County Landfill Closure, the Southeast County Landfill Leachate Storage System and the Southeast County Landfill Expansion. The expansion project is projected to construct a new landfill disposal expansion project designated as Section 10 which includes geotechnical engineering, karst evaluation, design, permitting, and construction of the new double lined Class I waste disposal landfill cell. The expansion will increase landfill capacity in order to accommodate the additional waste generation from the growing population within Hillsborough County.

Southeast County Landfill Expansion

One significant project in the program is the Resource Recovery Facility Improvements. The Resource Recovery Facility has four boilers that burn the waste and generate steam for turning two turbines that generate 35-40 megawatts of electricity for use by other County Departments and for retail sales that generate revenue for the Division. Three of the Boilers were built in 1989 and one in 2009. This project allows for the evaluation, identification and prioritization of recommended actions for equipment in need of upgrades to increase the performance and safety of the facility. The anticipated improvements include road improvements, auto combustion regulators on boilers to increase combustion efficiency, auto dialer notification, increased environmental protection with separation of stormwater and ash, boiler steam and tube replacement and other upgrades.

Resource Recovery Facility Improvements

Operating Impact – No projects are scheduled to begin incurring operating costs in FY 27.

Stormwater

The Recommended FY 27 – FY 31 Stormwater Program totals $419.7 million. The program is funded with a combination of Stormwater fees, Community Investment Tax, general revenue, grants, BP oil spill fund, CDBG-DR and American Rescue Plan Act (ARP) funds.

No new projects are being added to the program as part of the FY 27 – FY 31 CIP, but funding has been added to several master projects. To enhance and streamline reporting, one project was added to replace the existing Culvert Renewal & Replacement Program.

Four projects were added during FY 26 as part of the U.S. Department of Housing and Urban Development (HUD) Community Development Block Grant – Disaster Recovery (CDBG-DR) grant process. These funds are designated for disaster relief, long-term recovery, infrastructure and housing restoration, economic revitalization, and mitigation efforts in the areas deemed "most impacted and distressed" by the disaster from hurricanes Helene and Milton that occurred in 2024. Various agenda items were brought to the BOCC for approval during FY 26 to allocate these funds to projects. As part of that process, four Stormwater projects were created and approved: Culvert Replacements - CDBG-DR, Ditch and Sidedrain Restoration - CDBG-DR, Drainage Improvements - CDBG-DR, and Stormwater Pump Stations - CDBG-DR. These projects will address and/or mitigate the impacts of flooding across the County.

Neighborhood System Improvements

The program now includes eleven master projects that provide for the maintenance, rehabilitation, construction and improvement of the Hillsborough County stormwater system. Both Culvert Renewal & Replacement Program projects replace or repair culverts at various locations throughout Hillsborough County. The Watershed Master Plan Updates and Watershed Drainage Improvements projects study the water quantity, and water quality if applicable in various watersheds within Hillsborough County and constructs various regional and intermediate stormwater improvements. The Neighborhood Drainage Improvements projects alleviate flooding on County-maintained roadways that do not meet the County's level of service for flood protection. These projects are initiated at the conclusion of a drainage investigation of actual flooding identifying the deficiencies.

To keep pump stations functioning properly, the Stormwater Pump Station Repair & Replacement project provides for the annual renewal and/or replacement of stormwater pump stations throughout the County. The Culvert Upgrade and Enhancement Project will upgrade, enhance and extend stormwater drainage culverts, including design, land acquisition, and construction for individual projects throughout the County. Restorations and improvements to maximize the flow and safety of roadside drainage systems are implemented through the Stormwater System Maintenance project. The Canal Dredging and Preventative Measures project provides grant funding for coastal canal dredge projects that will improve and enhance navigation pursuant to the Board of County Commissioners' Policy #01.31.01.00.

Culvert Renewal & Replacement Program

As part of the federal response to the COVID-19 pandemic, the County received funding through the American Rescue Plan Act (ARP). Various agenda items were brought to the BOCC for approval during FY 22 and FY 23 to allocate these funds to projects. One Stormwater project, Progress Village Regional Drainage Improvements - ARP Act 3 Funds, continues in this capital budget and was funded by that process.

Two projects reached substantial completion during FY 26. The Progress Village Local Drainage Improvements - ARP Act 3 Funds project identified and completed multiple local scale projects that may improve stormwater conveyance within the Progress Village neighborhood. The Neighborhood Drainage Improvements project alleviated neighborhood street flooding and/or structure flooding through collection and storage improvements. The project provided local flood protection for road systems which will improve public safety through reduction of peak roadway flooding and/or reduction of the flooding duration. In addition, the project also provided water quality benefits by routing the stormwater runoff to ponding areas, roadside swales, or ditches.

One stand-alone project is scheduled for completion in FY 27. The Progress Village Regional Drainage Improvements - ARP Act 3 Fund project will improve stormwater storage and conveyance within the Progress Village Community and will provide flood protection and water quality benefits.

Operating Impact – New stormwater infrastructure normally does not have explicit additional operating costs beyond additional materials and supplies for maintenance. Ongoing annual maintenance costs for stormwater improvements are estimated at $10.00 per $1,000 of project cost. Stormwater infrastructure maintenance requirements include keeping drainage areas free from silt, litter, leaves and debris, mowing and maintaining stormwater ditches, canals and conveyances as well as repairing cracked or broken stormwater pipes, culverts and other stormwater infrastructures. Unanticipated maintenance of new stormwater infrastructure can be absorbed within the operating budget of the various maintenance components of the Public Works Department. However, as more infrastructure becomes operational each year, additional staff and equipment will be needed at some future date to maintain infrastructure at desired levels.

Ongoing master projects with an annual operating cost impact in FY 27 are listed in the table below. In addition, one stand-alone project, Progress Village Local Drainage Improvements–ARP Act 3 Funds, will have an impact on operating costs in FY 27.

Stormwater Projects	New Positions	Operating Impact (In thousands)
		FY 27
Culvert Renewal and Replacement Program	0	$204.7
Culvert Replacements – CDBG-DR	0	304.3
Culvert Upgrade & Enhancement	0	9.9
Culverts Renewal & Replacement Program	0	35.0
Ditch and Sidedrain Restoration - CDBG-DR	0	450.0
Drainage Improvements - CDBG-DR	0	232.5
Major Neighborhood Drainage Improvements	0	23.5
Neighborhood Drainage Capital Improvements	0	157.1
Progress Village Local Drainage Improvements–ARP Act 3 Funds	0	136.5
Stormwater Pump Stations	0	66.4
Watershed Drainage Improvements	0	38.8

Transportation

The Recommended FY 27 – FY 31 Transportation Program totals $792.3 million. The program is funded with a combination of fuel taxes, Community Investment Tax, financing, general revenues, grants, impact fees, mobility fees, BP oil spill fund, American Rescue Plan Act (ARP) and CDBG-DR funds.

Bell Shoals Road Corridor Improvements

One new project is being included in the program as part of FY 27 – FY 31 CIP. The Fletcher District Transportation Improvement project will enhance transportation assets along Fletcher Avenue in conjunction with development activities spearheaded by USF. One project was added during FY 26 as part of the U.S. Department of Housing and Urban Development (HUD) Community Development Block Grant – Disaster Recovery (CDBG-DR) grant process. These funds are designated for disaster relief, long-term recovery, infrastructure and housing restoration, economic revitalization, and mitigation efforts in the areas deemed "most impacted and distressed" by the disaster from hurricanes Helene and Milton that occurred in 2024. Various agenda items were brought to the BOCC for approval during FY 26 to allocate these funds to projects. As part of that process, one Transportation project, Power Outage Emergency Beacons, was created and approved. This project consists of furnishing and installing Power Outage Emergency Beacon (POEB) systems powered by solar energy to provide emergency traffic signal operation during power outages.

Many important projects continue into this Recommended CIP to make critical infrastructure improvements. Road improvements will be delivered through the Balm Riverview Road and Rhodine Road Improvements (Panther Trace to Symmes) and Bishop Road Improvements (US 301 to County Road 579) projects. The TMD - Sidewalk Repair Partnership Program will give homeowners the opportunity to partner with Hillsborough County to address their individual sidewalk repair needs, while improving the overall welfare of our communities with safer and more accessible sidewalks. The intent of this program is to enhance and complement the County's current sidewalk remediation efforts in maintaining more than 3,200 miles of sidewalk and help with the backlog of over 3,000 sidewalk repair requests.

Additionally included in the program is the $208.6 million of Surtax funding appropriated for the Road Repaving - Surtax master project. In November 2018, Hillsborough County voters approved a citizen initiative to amend the County Charter to provide for a 1% sales tax increase, known as the "All for Transportation Surtax", to fund critical transportation improvements, including roadways, transit, bicycle, and pedestrian infrastructure. The surtax was collected from January 1, 2019, until it was invalidated by the Florida Supreme Court in 2021. The collected funds remained under the custody of the Florida Department of Revenue until 2023, when the Florida Legislature and Governor Ron DeSantis approved a plan to distribute the funds.

As part of the 2024 legislative session, the Florida Legislature appropriated $256.4 million to support road resurfacing projects across Hillsborough County. This funding was distributed among Hillsborough County, the City of Tampa, the City of Plant City, City of Temple Terrace, the Hillsborough County Sheriff's Office, and Lowry Park Zoological Society of Tampa (Zoo Tampa). Of this total, Hillsborough County received $208.6 million, for the resurfacing 77 roads throughout the County. On April 2nd, 2025 a Budget Amendment was brought to the Hillsborough County BOCC to amend the Capital Improvement Program and appropriate the funds to the Road Repaving – Surtax project.

The two Big Bend Road Corridor Improvements projects are part of the extensive work that is being done in the I-75 / Big Bend Road area. The projects will widen Big Bend Road, a 4-lane divided road to 6-lanes from US 41 to Covington Garden Drive and from Simmons Loop to US Hwy 301. The improvements will include bicycle lanes, bus facilities and enhanced pedestrian safety features, including wide sidewalks, crosswalks and signals. Stormwater drainage will also be improved. Additional corridor improvements are in process along segments of 19th Avenue NE, East 131st Avenue, and South 78th Street. In FY 27, funds will be added to the Lithia Pinecrest Road Corridor Improvements and to the Van Dyke Road Corridor Improvement projects in order to gradually continue funding these two projects.

Apollo Beach Blvd I-75 Overpass

Key programs that continue in the CIP include the Bridge Improvements and Guardrail Programs, the Intersection Improvement Programs, the Roadway Pavement Preservation Program, the Advanced Traffic Management System Improvement Program, the Sidewalk Repair Program and the New & Improved Signalization Program. Programs and projects that focus on safety include the Bay to Bay Blvd Safety Improvements project, the Corridor Safety Retrofit Improvements program, the Intersection Operation and Safety Program, the Pedestrian Safety and Mobility Enhancement Program, the Sun City Center Pedestrian Mobility project, the Safe Streets and Roads for All program and the Safe Routes to School Program. The Safe Streets and Roads for All program includes projects funded by the U.S Department of Transportation Safe Streets and Roads for All ("SS4A") Grant and provides improvements for pedestrians, bicyclists, transit users, and drivers at approximately 22 locations throughout Hillsborough County. Also, the Safe Routes to School Program includes improvements to sidewalks near schools, school safety circulation enhancements, new sidewalks on county roads, new and enhanced pedestrian crossings, signs and pavement markings.

Funds have also been allocated for two trails projects (South Coast Greenway and Upper Tampa Bay) and construction is being managed by Public Works. These trails are in various levels of evaluation, design and construction.

Sidewalk Repair Program

Five projects reached substantial completion during FY 26. As part of the federal response to the COVID-19 pandemic, the County received funding through the American Rescue Plan Act (ARP). The three Transportation projects that were created and approved for ARP funding will be completed by the end of FY 26. The Roadway Pavement Preservation – ARP Act Revenue Recovery Funds project was established after the BOCC directed that $40 million of ARP dollars be used for resurfacing projects. Roads were improved at various locations throughout the county. Two sidewalk projects (the Sidewalk Improvements - ARP Act 3 Funds and Sidewalk Improvements - ARP Act Revenue Recovery Funds projects) repaired existing sidewalks and upgraded sidewalks to be ADA compliant across Hillsborough

County. Road improvements were also completed along Madison Avenue and in the University Area.

Two projects are projected to reach substantial completion in FY 27. The 19th Avenue NE Corridor Improvements (US 41 to US 301) project is scheduled to finish a PD&E study to determine future enhancements. One of the major corridor improvements, the Big Bend Road Corridor Improvements East - Simmons Loop to US Hwy 301 project, is also scheduled to finish and will enhance driver and pedestrian safety.

Operating Impact – While new transportation infrastructure generally has no immediate direct operating costs associated with it, future and ongoing maintenance expenditures are needed to keep the roads, trails and sidewalks up to County standards. Ongoing maintenance costs include pothole patching, lane and crosswalk re-striping, sign and traffic signal replacement, ADA compliance and roadside right-of-way mowing and maintenance. Not including residential street lighting, the County expends approximately $9,022 annually per lane mile on ongoing maintenance. The County is responsible for maintaining over 6,933 lane miles throughout the county. Note that major road resurfacing is budgeted separately under the capital program. Like stormwater, as more transportation infrastructure continues to become operational, additional staff and equipment will be needed to maintain infrastructure at operational levels. The annual cost to maintain traffic signals is approximately $6,000 per signalized intersection; $2,400 for utility cost and $3,600 for maintenance costs.

No stand-alone projects are scheduled to begin incurring operating costs in FY 27. Ongoing master projects that have an identified operating impact are listed in the table below.

Transportation Projects	New Positions	Operating Impact (In thousands)
		FY 27
Advanced Traffic Management System Improvement Program	0	$450.0
Intersection Improvement Program	0	100.0
New & Improved Signalization Program	0	100.0

Water Enterprise

The Recommended FY 27 – FY 31 Water Enterprise Program totals $2.8 billion. The Water Enterprise Program includes potable water, wastewater and reclaimed water projects and is funded with a combination of long-term financing, impact fees, revenue generated from fees, rates and charges paid by customers of the enterprise, BP oil spill funds CDBG-DR and American Rescue Plan Act (ARP) funds.

Northwest RWRF Operations & Maintenance Facility

Two projects were added during FY 26 as part of the U.S. Department of Housing and Urban Development (HUD) Community Development Block Grant – Disaster Recovery (CDBG-DR) grant process. These funds are designated for disaster relief, long-term recovery, infrastructure and housing restoration, economic revitalization, and mitigation efforts in the areas deemed "most impacted and distressed" by the disaster from hurricanes Helene and Milton that occurred in 2024. Various agenda items were brought to the BOCC for approval during FY 26 to allocate these funds to projects. As part of that process, two Water projects were created and approved: Lift Station Resiliency - CDBG-DR and Low Pressure Sewer System - CDBG-DR. These projects will address central sewer infrastructure and convert residents who are served by a low-pressure sewer system and evaluate wastewater lift stations in vulnerable geographic locations.

The Northwest RWRF Operations & Maintenance Facility project at $14.6 million is scheduled for completion in FY 30. The project will design and

construct a new Maintenance Facility to provide work space for utility maintenance staff who maintain Water Resources assets at the Northwest Regional Water Reclamation Facility and surrounding northwest service area.

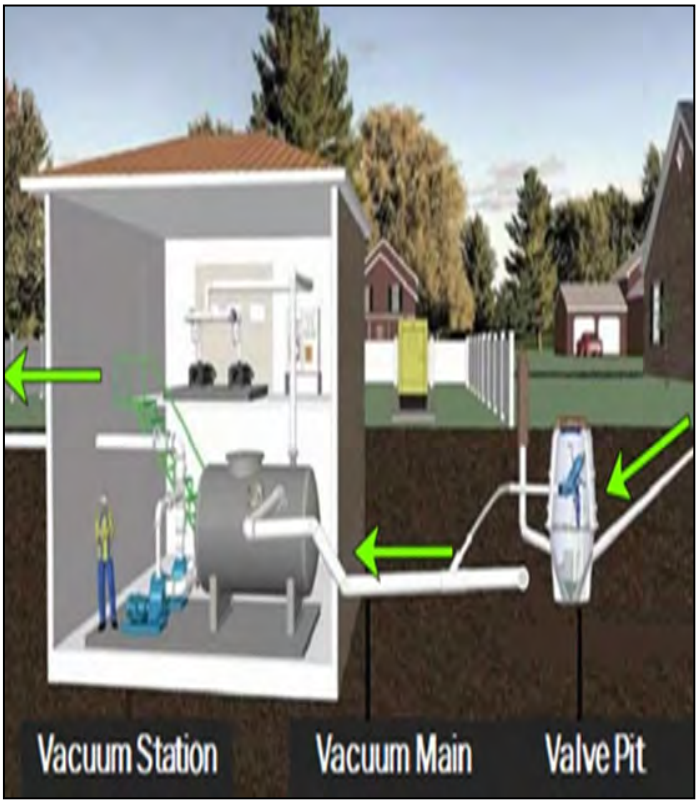

Septic to Sewer Conversion Program

Ongoing projects of importance are the One Water Campus projects at a budget of more than $1 billion. These projects will improve service and reliability to the Drinking Water, Wastewater and Reclaimed Water within the One Water Campus area.

An ongoing project of importance is the Services to Infill Areas (Includes Potable and Septic to Sewer). This project at a total cost of $1.5 billion will connect citizens currently on well and/or septic to the County's potable water and/or wastewater systems.

Additionally, the program includes the two University Area Septic to Sewer Innovation Area projects at $46.4 million. The University Area Septic to Sewer Innovation Area project funding will be used to pay for residential and commercial hook-up charges for water and sewer in the University Area.

As part of the federal response to the COVID-19 pandemic, the County received funding through the American Rescue Plan Act (ARP). Various agenda items were brought to the BOCC for approval during FY 22, FY 23 and FY 24 to allocate these funds to projects. As part of that process, six Water projects were created and approved. The projects will address the sewer systems Countywide including Palm River, Ruskin, Wimauma, the University Area and Gibsonton. The Gibsonton Area Septic to Sewer Conversion Program ARP funding project will build a wastewater collection system for existing residents and future developments in the Gibsonton Area.



South County AWWTF Modular Expansion

One stand alone project was completed in FY 26. The South County AWWTF Modular Expansion project expanded the South County Regional Advanced Wastewater Treatment Facility.

Eight projects are scheduled to be completed in FY 27 including five of the American Rescue Plan Act (ARP) funded projects, the Northwest RWRF Odor Control and the South County Drinking Water Transmission Main - One Water project. This last project will design and construct approximately 10.7 miles of 42-inch and 48-inch diameter drinking water transmission main that will connect the Lithia Water Treatment Plant to the existing water distribution system at U.S Highway 301. This project will enhance service reliability and improve water pressure in the south service area.

Operating Impact – One stand-alone project is scheduled to begin incurring operating costs in FY 27 and ongoing master projects that have an identified operating impact are also listed in the table below.

Water Projects	New Positions	Operating Impact (In thousands)
		FY 27
Crosby Road Force Main	0	$8.7
Public Utilities Telemetry / Data Network and Support Program (MP)	0	50.0
Reclaimed Water Transmission Main Extensions to New and Existing Customers (MP)	0	1.2

Major Repair, Replacement, Renovation, and Maintenance Program

During the FY 02 capital budget process, the Board of County Commissioners, concerned about maintaining the condition of County facilities, established the Major Repair, Replacement, Renovation and Maintenance Program (R3M). The program focuses on non-routine repairs, renovations, replacement or maintenance of existing facilities rather than construction of new facilities or infrastructure. Projects included in this program are typically under $150,000, do not add square footage to an existing facility, and can be delivered within a twelve-month period. This program is more flexible than the CIP process, allowing the County to react in a more timely manner to facility related emergencies or non-routine repairs and maintenance needs. The projects can be identified, budgeted and completed within a twelve-month period.

To ensure that funding is available to maintain existing facilities, the Board of County Commissioners sets aside a minimum of 1% of anticipated annual revenues in the Countywide General Fund, the Unincorporated Area General Fund and the Library District Fund. The Recommended FY 27 allocations will generate approximately $24.7 million at 2.5% for the Countywide General Fund, $9.8 million at 2.0% for the Unincorporated Area General Fund and $949,911 at 1% for the Library District Fund.

Monitoring

The Capital Budget Team conducts regular reviews of capital project status, allocations and expenditures along with related activities.

The purposes of these reviews are:

- To ensure compliance with applicable statutes, ordinances, County policies and procedures, and sound accounting and budgeting practices.
- To identify projects with excess appropriations that might be subject to reallocation.
- To track impact fee revenues and expenditures to ensure that impact fees are being spent in a timely manner as required by ordinance.

Results of these analyses are communicated to appropriate management and staff for follow-up and corrective action. To assist in the reviews, the Capital Budget Team generates numerous variances and tracking reports from the County's financial system.

CAPITAL IMPROVEMENT PROGRAM SOURCES & USES FY 27 - FY 31

Where the Money Comes From (Sources)
FY 27 - FY 31

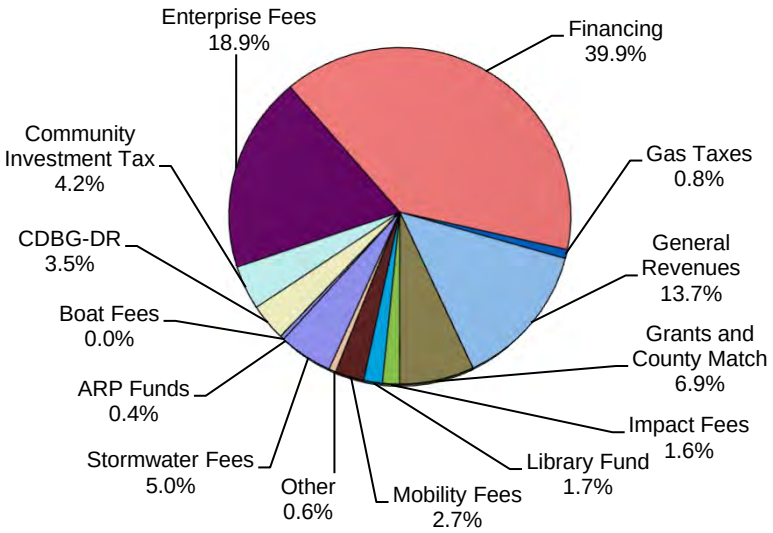

Where the Money Goes (Uses)
FY 27 - FY 31

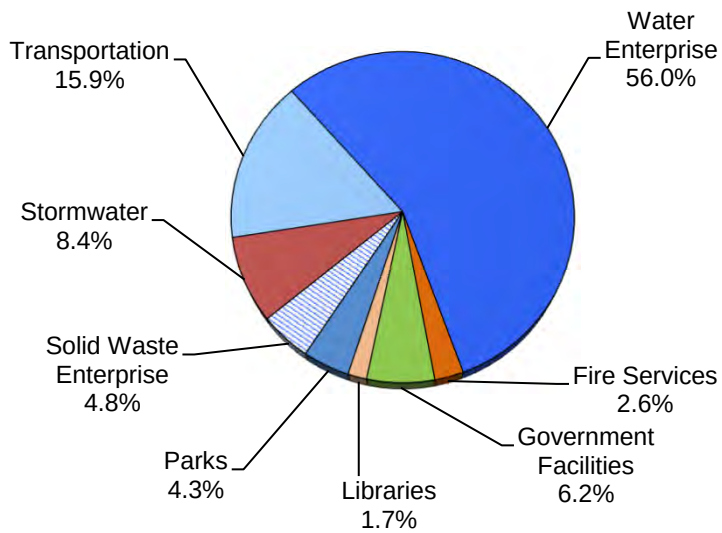

Each 1% equals $49.7 Million
Total FY 27 - FY 31 funding equals $4.974 Billion

CAPITAL IMPROVEMENT PROGRAM
SOURCES AND USES OF FUNDS SUMMARY
FY 27 - FY 31 (in thousands)

SOURCES	AMOUNT
ARP Funds	$18,878
Boat Fees	401
CDBG-DR	174,299
Community Investment Tax	207,882
Enterprise Fees	941,486
Financing (a)	1,984,266
Gas Taxes	42,236
General Revenues	681,390
Grants and County Match	343,787
Impact Fees	78,128
Library Fund	86,016
Mobility Fees	133,013
Other	32,270
Stormwater Fees	249,554
TOTAL SOURCES	$4,973,606

USES	AMOUNT
Fire Services	$131,373
Government Facilities	307,670
Library Services	85,957
Parks	213,093
Solid Waste Enterprise	238,162
Stormwater	419,733
Transportation	792,333
Water Enterprise	2,785,286
TOTAL USES	$4,973,606

(a) Includes both short-term and long-term borrowings.

CAPITAL IMPROVEMENT PROGRAM - SOURCES OF FUNDS SUMMARY
(in thousands)

SOURCES	TOTAL ESTIMATE	PRIOR FUNDING	FY 27 Carryforward	FY 27 Additional	FY 28	FY 29	FY 30	FY 31	FUTURE
ARP Funds	$175,604	$156,726	$18,878	$0	$0	$0	$0	$0	$0
Boat Fees	1,118	717	1	400	0	0	0	0	0
CDBG-DR	174,299	0	174,299	0	0	0	0	0	0
Community Investment Tax I	377	377	0	0	0	0	0	0	0
Community Investment Tax II	3,437	3,437	0	0	0	0	0	0	0
Community Investment Tax III	137,183	110,408	26,550	225	0	0	0	0	0
Community Investment Tax IV	272,271	91,164	131,607	49,500	0	0	0	0	0
Enterprise Fees	1,662,744	556,394	462,574	165,410	162,292	58,012	52,226	40,971	164,865
Financing	6,129,766	578,178	1,176,451	212,330	202,820	201,080	108,040	83,545	3,567,322
Gas Taxes	141,931	99,695	10,236	6,400	6,400	6,400	6,400	6,400	0
General Revenues-CW	402,306	110,372	219,286	67,274	2,138	1,238	1,000	1,000	0
General Revenues-ELAPP	30,889	13,872	13,777	753	622	622	622	622	0
General Revenues-R3M	176,780	74,611	55,496	35,874	2,700	2,700	2,700	2,700	0
General Revenues-UA	441,466	171,197	176,755	83,013	3,125	3,125	2,125	2,125	0
Grants & County Match	457,852	103,965	258,574	(77)	23,984	900	30,556	29,850	10,100
Impact Fees	164,360	86,232	65,568	12,529	8	8	8	8	0
Library Fund	105,300	19,284	73,816	12,050	150	0	0	0	0
Mobility Fees	192,339	59,327	101,113	16,400	9,500	2,000	2,000	2,000	0
Other	76,101	43,831	31,511	759	0	0	0	0	0
Stormwater Fees	427,454	177,901	24,054	25,900	51,500	51,100	48,750	48,250	0
Undetermined	325,600	0	0	0	0	0	0	0	325,600
Subtotal FY 27			$3,020,546	$688,740					
TOTAL	$11,499,179	$2,457,686	$3,709,286		$465,238	$327,184	$254,427	$217,471	$4,067,887

TOTAL FY 27 - FY 31 = $4,973,606

CAPITAL IMPROVEMENT PROGRAM - USES OF FUNDS BY PROGRAM SUMMARY
(in thousands)

PROGRAM	TOTAL ESTIMATE	PRIOR EXPENSES	FY 27 Carryforward	FY 27 Additional	FY 28	FY 29	FY 30	FY 31	FUTURE
Fire Services	$213,828	$82,455	$118,545	$5,228	$1,900	$1,900	$1,900	$1,900	$0
Government Facilities	518,677	211,007	217,484	80,111	3,238	2,438	2,200	2,200	0
Library Services	105,156	19,199	73,907	12,050	0	0	0	0	0
Parks	441,878	228,785	159,790	42,564	3,372	3,122	2,122	2,122	0
Solid Waste Enterprise	284,477	46,315	159,646	0	68,016	3,500	3,500	3,500	0
Stormwater	636,210	216,477	143,860	25,823	53,850	52,000	66,100	78,100	0
Transportation	1,920,336	802,403	570,576	144,886	37,767	8,633	21,839	8,633	325,600
Water Enterprise	7,378,618	851,045	1,576,738	378,078	297,096	255,592	156,766	121,016	3,742,287
Subtotal FY 27			$3,020,546	$688,740					
TOTAL	$11,499,179	$2,457,686	$3,709,286		$465,238	$327,184	$254,427	$217,471	$4,067,887

TOTAL FY 27 - FY 31 = $4,973,606

Hillsborough County Florida

For more information, contact the Management & Budget Department
(813) 272-5890 • HCFL.gov/Budget

Fire Services Program



Hillsborough County Florida

For more information, contact the Management & Budget Department
(813) 272-5890 • HCFL.gov/Budget

FIRE SERVICES PROGRAM
SOURCES AND USES OF FUNDS SUMMARY
(in thousands)

Sources of Funds:	TOTAL ESTIMATED SOURCES	PRIOR FUNDING	FY 27 Carryforward	FY 27 Additional	FY 28	FY 29	FY 30	FY 31	FUTURE
ARP Funds	$25,157	$23,737	$1,420	$0	$0	$0	$0	$0	$0
Community Invest. Tax IV	62,375	18,481	43,894	0	0	0	0	0	0
Financing	705	684	21	0	0	0	0	0	0
General Revenues-CW	17,300	3,452	13,848	0	0	0	0	0	0
General Revenues-R3M	1,900	907	793	200	0	0	0	0	0
General Revenues-UA	93,818	27,323	53,995	4,900	1,900	1,900	1,900	1,900	0
Grants & County Match	4,500	2,500	2,000	0	0	0	0	0	0
Impact Fees	7,945	5,372	2,573	0	0	0	0	0	0
Other	128	0	0	128	0	0	0	0	0
Subtotal FY 27			$118,545	$5,228					
Total	$213,828	$82,455	$123,773		$1,900	$1,900	$1,900	$1,900	$0

TOTAL FY 27 - FY 31 = $131,373

Uses of Funds:	TOTAL ESTIMATED COST	PRIOR EXPENSES	FY 27 Carryforward	FY 27 Additional	FY 28	FY 29	FY 30	FY 31	FUTURE
Capital [1]	$210,952	$80,572	$117,752	$5,028	$1,900	$1,900	$1,900	$1,900	$0
Contributions [2]	0	0	0	0	0	0	0	0	0
Non-Capital [3]	2,876	1,882	793	200	0	0	0	0	0
Subtotal FY 27			$118,545	$5,228					
Total	$213,828	$82,455	$123,773		$1,900	$1,900	$1,900	$1,900	$0

TOTAL FY 27 - FY 31 = $131,373

[1] Capital includes, but is not limited to, expenses related to capitalizable Development, Design, Land Acquisition, Equipment, Construction and Administration required to complete the project.

[2] Contributions includes, but is not limited to, funding through an agreement to other Government Agencies, Youth Organizations, Cultural Service Organizations and other Non-Profit Organizations.

[3] Non-Capital includes, but is not limited to, expenses related to Building Maintenance, Grounds & Landscaping Maintenance, Non-Capitalizable Equipment and other Professional Services.

FIRE SERVICES PROGRAM
COMPLETED AND CANCELED PROJECTS - FY 26

PROJECT NUMBER	PROJECT TITLE	ACTUAL/PROJECTED COMPLETION DATE (1)
COMPLETED PROJECTS		
	NO STAND-ALONE PROJECTS WERE COMPLETED IN FY 26	

(1) - Includes projects anticipated to be completed by 9/30/26.

FIRE SERVICES PROGRAM
PROJECTS SUMMARY SCHEDULE
(in thousands)

PROJECT NUMBER	PROJECT TITLE	TOTAL ESTIMATED COST	PRIOR EXPENSES	FY 27 Carryforward	FY 27 Additional	FY 28	FY 29	FY 30	FY 31	FUTURE	PROJECT COMPLETION DATE
C91224000	Airport Industrial Fire Station #49	$12,000	$3,604	$8,396	$0	$0	$0	$0	$0	$0	Mar 2029
C91214000	Armdale Fire Station #10 Replacement-ARP Act Revenue Recovery Funds	7,545	7,135	410	0	0	0	0	0	0	Dec 2026
C91226000	Brandon Fire Station #11 Replacement	11,100	1,043	10,057	0	0	0	0	0	0	Dec 2028
C91220000	Comprehensive Communications Plan/Alternate EOC	2,800	2,197	603	0	0	0	0	0	0	Jan 2027
C91232000	Falkenburg Road Fire Station #33 Replacement	10,000	20	9,980	0	0	0	0	0	0	Jun 2029
C91191000	Fire Rescue Equipment Replacement/Modernization	35,945	24,878	1,566	1,900	1,900	1,900	1,900	1,900	0	Ongoing
C91228000	Fire Rescue Unit Additions	8,700	0	8,700	0	0	0	0	0	0	Sep 2027
C91219000	Fire Rescue/Emergency Management Warehouse	24,541	8,724	15,689	128	0	0	0	0	0	Feb 2027
C91231000	Fire Station #18 Seffner/Mango HVAC Replacement (R3M)	450	200	250	0	0	0	0	0	0	Jun 2027
C91230000	Fire Station #24 Lutz HVAC Replacement (R3M)	350	150	200	0	0	0	0	0	0	Jun 2027
C91207000	Fire Station Hardening (MP)	1,837	1,116	721	0	0	0	0	0	0	Ongoing
C91217000	Fire Station Restroom and Showers Renovations (R3M) (MP)	1,100	557	343	200	0	0	0	0	0	Ongoing
C91215000	Gunn Highway Fire Station #13 Replacement-ARP Act Revenue Recovery Fu	8,599	8,117	482	0	0	0	0	0	0	Dec 2026
C91208000	Land Acquisition for New Fire Stations (MP)	4,308	304	2,004	2,000	0	0	0	0	0	Ongoing
C91227000	Midway Fire Station #30 Replacement	12,400	756	11,644	0	0	0	0	0	0	Apr 2029
C91213000	Palm River Fire Station #15 Replacement-ARP Act Revenue Recovery Funds	7,186	6,657	529	0	0	0	0	0	0	Dec 2026
C91221000	Progress Village South Fire Station #48	8,273	3,654	4,620	0	0	0	0	0	0	Nov 2026
C91233000*	PSOC Emergency Vehicle Canopy	1,000	0	0	1,000	0	0	0	0	0	TBD
C91222000	PSOC Renovations	19,000	3,755	15,245	0	0	0	0	0	0	Dec 2028
C91229000	Race Track Road Fire Station #50	12,900	20	12,880	0	0	0	0	0	0	Oct 2029
C91218000	Sun City North Fire Station #47	7,836	6,266	1,570	0	0	0	0	0	0	Nov 2026
C91210000	Thonotosassa Fire Station #21 Replacement	7,557	2,838	4,719	0	0	0	0	0	0	Dec 2026
C91225000	West Hillsborough Fire Station #20 Replacement	8,400	463	7,937	0	0	0	0	0	0	Mar 2029
	Subtotal FY 27			$118,545	$5,228						
	Total Fire Services Program	$213,828	$82,455	$123,773		$1,900	$1,900	$1,900	$1,900	$0	

TOTAL FY 27 - FY 31 = $131,373

* - New Project TBD - To be Determined

(MP) - Master Project - A listing of sub-projects under this master project will appear in the Appendix section of the CIP document.

PROJECT TITLE: **PROJECT NUMBER: C91224000**

AIRPORT INDUSTRIAL FIRE STATION #49

CIE REQUIREMENTS: N

LEVEL OF SERVICE IMPACT: N/A **PROGRAM: FIRE SERVICES**

PROJECT DESCRIPTION:

Design and construct a new Fire Station to be located on Sligh Avenue at Johns Road, west of Anderson Road, on leased property from the State of Florida Bureau of Lands. This project is recommended per the Fire Rescue Master Plan to enhance services in the Northwest area of Hillsborough County. The project includes furniture, fixtures and equipment (FF&E).

OPERATING COST IMPACT:

Annual operating cost impact is estimated at $6.6 million. A total of 35 new FTEs were included in the FY 26 budget.

PROJECT COMPLETION DATE: Mar 2029

Neighborhood Community Area:

Town and Country

Sources of Funds (in $000s)	Total Estimated Sources	Prior Funding	FY 27 Carryforward	FY 27 Additional	FY 28	FY 29	FY 30	FY 31	Future
ARP Funds	$0	$0	$0	$0	$0	$0	$0	$0	$0
Community Invest. Tax IV	12,000	3,604	8,396	0	0	0	0	0	0
Financing	0	0	0	0	0	0	0	0	0
General Revenues-CW	0	0	0	0	0	0	0	0	0
General Revenues-R3M	0	0	0	0	0	0	0	0	0
General Revenues-UA	0	0	0	0	0	0	0	0	0
Grants & County Match	0	0	0	0	0	0	0	0	0
Impact Fees	0	0	0	0	0	0	0	0	0
Other	0	0	0	0	0	0	0	0	0
Undetermined	0	0	0	0	0	0	0	0	0
Subtotal FY 27			$8,396	$0					
Total	**$12,000**	**$3,604**	**$8,396**		**$0**	**$0**	**$0**	**$0**	**$0**

Uses of Funds (in $000s)	Total Estimated Cost	Prior Expenses	FY 27 Carryforward	FY 27 Additional	FY 28	FY 29	FY 30	FY 31	Future
Capital [1]	$12,000	$3,604	$8,396	$0	$0	$0	$0	$0	$0
Contributions [2]	0	0	0	0	0	0	0	0	0
Non-Capital [3]	0	0	0	0	0	0	0	0	0
Subtotal FY 27			$8,396	$0					
Total	**$12,000**	**$3,604**	**$8,396**		**$0**	**$0**	**$0**	**$0**	**$0**

[1] Capital includes, but is not limited to, expenses related to capitalizable Development, Design, Land Acquisition, Equipment, Construction and Administration required to complete the project.

[2] Contributions includes, but is not limited to, funding through an agreement to other Government Agencies, Youth Organizations, Cultural Service Organizations and other Non-Profit Organizations.

[3] Non-Capital includes, but is not limited to, expenses related to Building Maintenance, Grounds & Landscaping Maintenance, Non-Capitalizable Equipment and other Professional Services.

PROJECT TITLE: **PROJECT NUMBER: C91214000**

ARMDALE FIRE STATION #10 REPLACEMENT-ARP ACT REVENUE RECOVERY FUNDS

CIE REQUIREMENTS: N

LEVEL OF SERVICE IMPACT: N/A **PROGRAM: FIRE SERVICES**

PROJECT DESCRIPTION:

Project includes acquisition of additional land and design and construction of a new fire station to replace the existing Armdale (Station #10) fire station located at 8430 N. Grady Avenue, Tampa, FL 33614 in Northwest Hillsborough County. The station is at or near the end of its useful life and is dated in its design/features and requires increasing operating costs to maintain and keep functioning at the expected service level necessary to protect the citizens of Hillsborough County.

OPERATING COST IMPACT:

No significant change in operating cost is anticipated.

PROJECT COMPLETION DATE: Dec 2026

Neighborhood Community Area:

Egypt Lake

Sources of Funds (in $000s)	Total Estimated Sources	Prior Funding	FY 27 Carryforward	FY 27 Additional	FY 28	FY 29	FY 30	FY 31	Future
ARP Funds	$7,545	$7,135	$410	$0	$0	$0	$0	$0	$0
Community Invest. Tax IV	0	0	0	0	0	0	0	0	0
Financing	0	0	0	0	0	0	0	0	0
General Revenues-CW	0	0	0	0	0	0	0	0	0
General Revenues-R3M	0	0	0	0	0	0	0	0	0
General Revenues-UA	0	0	0	0	0	0	0	0	0
Grants & County Match	0	0	0	0	0	0	0	0	0
Impact Fees	0	0	0	0	0	0	0	0	0
Other	0	0	0	0	0	0	0	0	0
Undetermined	0	0	0	0	0	0	0	0	0
Subtotal FY 27			$410	$0					
Total	**$7,545**	**$7,135**	**$410**		**$0**	**$0**	**$0**	**$0**	**$0**

Uses of Funds (in $000s)	Total Estimated Cost	Prior Expenses	FY 27 Carryforward	FY 27 Additional	FY 28	FY 29	FY 30	FY 31	Future
Capital [1]	$7,545	$7,135	$410	$0	$0	$0	$0	$0	$0
Contributions [2]	0	0	0	0	0	0	0	0	0
Non-Capital [3]	0	0	0	0	0	0	0	0	0
Subtotal FY 27			$410	$0					
Total	**$7,545**	**$7,135**	**$410**		**$0**	**$0**	**$0**	**$0**	**$0**

[1] Capital includes, but is not limited to, expenses related to capitalizable Development, Design, Land Acquisition, Equipment, Construction and Administration required to complete the project.

[2] Contributions includes, but is not limited to, funding through an agreement to other Government Agencies, Youth Organizations, Cultural Service Organizations and other Non-Profit Organizations.

[3] Non-Capital includes, but is not limited to, expenses related to Building Maintenance, Grounds & Landscaping Maintenance, Non-Capitalizable Equipment and other Professional Services.

PROJECT TITLE:
BRANDON FIRE STATION #11 REPLACEMENT
CIE REQUIREMENTS: N
LEVEL OF SERVICE IMPACT: N/A

PROJECT NUMBER: C91226000

PROGRAM: FIRE SERVICES

PROJECT DESCRIPTION:
Design and construct a new Brandon Fire Station #11 Replacement on an expanded site to replace current station located at 117 Ridgewood Avenue in Brandon. The station is at or near the end of its useful life and is dated in its design/features and requires increasing operating costs to maintain and keep functioning at the expected service level necessary to protect the citizens of Hillsborough County. The project includes furniture, fixtures and equipment (FF&E).

OPERATING COST IMPACT:
No significant change in operating cost is anticipated.

PROJECT COMPLETION DATE: Dec 2028

Neighborhood Community Area:
Brandon

Sources of Funds (in $000s)	Total Estimated Sources	Prior Funding	FY 27 Carryforward	FY 27 Additional	FY 28	FY 29	FY 30	FY 31	Future
ARP Funds	$0	$0	$0	$0	$0	$0	$0	$0	$0
Community Invest. Tax IV	0	0	0	0	0	0	0	0	0
Financing	0	0	0	0	0	0	0	0	0
General Revenues-CW	0	0	0	0	0	0	0	0	0
General Revenues-R3M	0	0	0	0	0	0	0	0	0
General Revenues-UA	11,100	1,043	10,057	0	0	0	0	0	0
Grants & County Match	0	0	0	0	0	0	0	0	0
Impact Fees	0	0	0	0	0	0	0	0	0
Other	0	0	0	0	0	0	0	0	0
Undetermined	0	0	0	0	0	0	0	0	0
Subtotal FY 27			$10,057	$0					
Total	**$11,100**	**$1,043**	**$10,057**		**$0**	**$0**	**$0**	**$0**	**$0**

Uses of Funds (in $000s)	Total Estimated Cost	Prior Expenses	FY 27 Carryforward	FY 27 Additional	FY 28	FY 29	FY 30	FY 31	Future
Capital [1]	$11,100	$1,043	$10,057	$0	$0	$0	$0	$0	$0
Contributions [2]	0	0	0	0	0	0	0	0	0
Non-Capital [3]	0	0	0	0	0	0	0	0	0
Subtotal FY 27			$10,057	$0					
Total	**$11,100**	**$1,043**	**$10,057**		**$0**	**$0**	**$0**	**$0**	**$0**

[1] Capital includes, but is not limited to, expenses related to capitalizable Development, Design, Land Acquisition, Equipment, Construction and Administration required to complete the project.
[2] Contributions includes, but is not limited to, funding through an agreement to other Government Agencies, Youth Organizations, Cultural Service Organizations and other Non-Profit Organizations.
[3] Non-Capital includes, but is not limited to, expenses related to Building Maintenance, Grounds & Landscaping Maintenance, Non-Capitalizable Equipment and other Professional Services.

PROJECT TITLE:
COMPREHENSIVE COMMUNICATIONS PLAN/ALTERNATE EOC
CIE REQUIREMENTS: N
LEVEL OF SERVICE IMPACT: N/A

PROJECT NUMBER: C91220000

PROGRAM: FIRE SERVICES

PROJECT DESCRIPTION:
This project will implement a technology solution capable of providing top-down management and relief effort coordination tools that would help deliver the fastest and most effective emergency response when dealing with incidents such as hurricanes and the COVID-19 Pandemic. This implementation would also include installation of the communications equipment and tower required to make the alternate EOC site operational.

OPERATING COST IMPACT:
No significant change in operating cost is anticipated.

PROJECT COMPLETION DATE: Jan 2027

Neighborhood Community Area:
Various

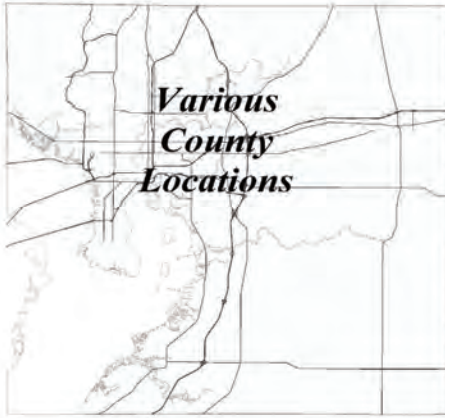

Sources of Funds (in $000s)	Total Estimated Sources	Prior Funding	FY 27 Carryforward	FY 27 Additional	FY 28	FY 29	FY 30	FY 31	Future
ARP Funds	$0	$0	$0	$0	$0	$0	$0	$0	$0
Community Invest. Tax IV	0	0	0	0	0	0	0	0	0
Financing	0	0	0	0	0	0	0	0	0
General Revenues-CW	2,800	2,197	603	0	0	0	0	0	0
General Revenues-R3M	0	0	0	0	0	0	0	0	0
General Revenues-UA	0	0	0	0	0	0	0	0	0
Grants & County Match	0	0	0	0	0	0	0	0	0
Impact Fees	0	0	0	0	0	0	0	0	0
Other	0	0	0	0	0	0	0	0	0
Undetermined	0	0	0	0	0	0	0	0	0
Subtotal FY 27			$603	$0					
Total	**$2,800**	**$2,197**	**$603**		**$0**	**$0**	**$0**	**$0**	**$0**

Uses of Funds (in $000s)	Total Estimated Cost	Prior Expenses	FY 27 Carryforward	FY 27 Additional	FY 28	FY 29	FY 30	FY 31	Future
Capital [1]	$2,722	$2,119	$603	$0	$0	$0	$0	$0	$0
Contributions [2]	0	0	0	0	0	0	0	0	0
Non-Capital [3]	78	78	0	0	0	0	0	0	0
Subtotal FY 27			$603	$0					
Total	**$2,800**	**$2,197**	**$603**		**$0**	**$0**	**$0**	**$0**	**$0**

[1] Capital includes, but is not limited to, expenses related to capitalizable Development, Design, Land Acquisition, Equipment, Construction and Administration required to complete the project.
[2] Contributions includes, but is not limited to, funding through an agreement to other Government Agencies, Youth Organizations, Cultural Service Organizations and other Non-Profit Organizations.
[3] Non-Capital includes, but is not limited to, expenses related to Building Maintenance, Grounds & Landscaping Maintenance, Non-Capitalizable Equipment and other Professional Services.

PROJECT TITLE:
FALKENBURG ROAD FIRE STATION #33 REPLACEMENT
CIE REQUIREMENTS: N
LEVEL OF SERVICE IMPACT: N/A

PROJECT NUMBER: C91232000

PROGRAM: FIRE SERVICES

PROJECT DESCRIPTION:
Project includes acquisition of additional land and design and construction of a new 2-Bay fire station on the same site to replace the existing Falkenburg (Station #33) fire station located at 850 S. Falkenburg Road, Tampa, FL 33619 in Brandon. The station is at or near the end of its useful life and is dated in its design/features and requires increasing operating costs to maintain and keep functioning at the expected service level necessary to protect the citizens of Hillsborough County.

OPERATING COST IMPACT:
No significant change in operating cost is anticipated.

PROJECT COMPLETION DATE: Jun 2029

Neighborhood Community Area:
Brandon

Sources of Funds (in $000s)	Total Estimated Sources	Prior Funding	FY 27 Carryforward	FY 27 Additional	FY 28	FY 29	FY 30	FY 31	Future
ARP Funds	$0	$0	$0	$0	$0	$0	$0	$0	$0
Community Invest. Tax IV	0	0	0	0	0	0	0	0	0
Financing	0	0	0	0	0	0	0	0	0
General Revenues-CW	0	0	0	0	0	0	0	0	0
General Revenues-R3M	0	0	0	0	0	0	0	0	0
General Revenues-UA	10,000	20	9,980	0	0	0	0	0	0
Grants & County Match	0	0	0	0	0	0	0	0	0
Impact Fees	0	0	0	0	0	0	0	0	0
Other	0	0	0	0	0	0	0	0	0
Undetermined	0	0	0	0	0	0	0	0	0
Subtotal FY 27			$9,980	$0					
Total	**$10,000**	**$20**	**$9,980**		**$0**	**$0**	**$0**	**$0**	**$0**

Uses of Funds (in $000s)	Total Estimated Cost	Prior Expenses	FY 27 Carryforward	FY 27 Additional	FY 28	FY 29	FY 30	FY 31	Future
Capital [1]	$10,000	$20	$9,980	$0	$0	$0	$0	$0	$0
Contributions [2]	0	0	0	0	0	0	0	0	0
Non-Capital [3]	0	0	0	0	0	0	0	0	0
Subtotal FY 27			$9,980	$0					
Total	**$10,000**	**$20**	**$9,980**		**$0**	**$0**	**$0**	**$0**	**$0**

[1] Capital includes, but is not limited to, expenses related to capitalizable Development, Design, Land Acquisition, Equipment, Construction and Administration required to complete the project.
[2] Contributions includes, but is not limited to, funding through an agreement to other Government Agencies, Youth Organizations, Cultural Service Organizations and other Non-Profit Organizations.
[3] Non-Capital includes, but is not limited to, expenses related to Building Maintenance, Grounds & Landscaping Maintenance, Non-Capitalizable Equipment and other Professional Services.

PROJECT TITLE:
FIRE RESCUE EQUIPMENT REPLACEMENT/MODERNIZATION
CIE REQUIREMENTS: N
LEVEL OF SERVICE IMPACT: N/A

PROJECT NUMBER: C91191000

PROGRAM: FIRE SERVICES

PROJECT DESCRIPTION:
The purpose of this project is to meet Fire Rescue Department's operating capital needs. It includes, but is not limited to acquisition, replacement, modernization/technology for equipment and facilities upgrades to meet the Department's on-going operating needs.

OPERATING COST IMPACT:
No significant change in operating cost is anticipated.

PROJECT COMPLETION DATE: Ongoing

Neighborhood Community Area:
Countywide

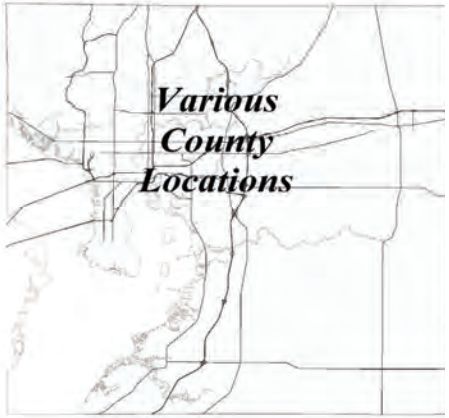

Sources of Funds (in $000s)	Total Estimated Sources	Prior Funding	FY 27 Carryforward	FY 27 Additional	FY 28	FY 29	FY 30	FY 31	Future
ARP Funds	$0	$0	$0	$0	$0	$0	$0	$0	$0
Community Invest. Tax IV	0	0	0	0	0	0	0	0	0
Financing	0	0	0	0	0	0	0	0	0
General Revenues-CW	0	0	0	0	0	0	0	0	0
General Revenues-R3M	0	0	0	0	0	0	0	0	0
General Revenues-UA	34,802	23,735	1,566	1,900	1,900	1,900	1,900	1,900	0
Grants & County Match	0	0	0	0	0	0	0	0	0
Impact Fees	1,143	1,143	0	0	0	0	0	0	0
Other	0	0	0	0	0	0	0	0	0
Undetermined	0	0	0	0	0	0	0	0	0
Subtotal FY 27			$1,566	$1,900					
Total	**$35,945**	**$24,878**	**$3,466**		**$1,900**	**$1,900**	**$1,900**	**$1,900**	**$0**

Uses of Funds (in $000s)	Total Estimated Cost	Prior Expenses	FY 27 Carryforward	FY 27 Additional	FY 28	FY 29	FY 30	FY 31	Future
Capital [1]	$35,142	$24,076	$1,566	$1,900	$1,900	$1,900	$1,900	$1,900	$0
Contributions [2]	0	0	0	0	0	0	0	0	0
Non-Capital [3]	802	802	0	0	0	0	0	0	0
Subtotal FY 27			$1,566	$1,900					
Total	**$35,945**	**$24,878**	**$3,466**		**$1,900**	**$1,900**	**$1,900**	**$1,900**	**$0**

[1] Capital includes, but is not limited to, expenses related to capitalizable Development, Design, Land Acquisition, Equipment, Construction and Administration required to complete the project.
[2] Contributions includes, but is not limited to, funding through an agreement to other Government Agencies, Youth Organizations, Cultural Service Organizations and other Non-Profit Organizations.
[3] Non-Capital includes, but is not limited to, expenses related to Building Maintenance, Grounds & Landscaping Maintenance, Non-Capitalizable Equipment and other Professional Services.

PROJECT TITLE:
FIRE RESCUE UNIT ADDITIONS
CIE REQUIREMENTS: N
LEVEL OF SERVICE IMPACT: N/A

PROJECT NUMBER: C91228000

PROGRAM: FIRE SERVICES

PROJECT DESCRIPTION:
This project provides for the purchase of 16 new rescue units (10 full time rescue units and 6 peak units). These units will be housed in existing fire stations, which are located in high call demand areas, where currently station capacity allows an additional unit and associated personnel. The addition of these rescue units will improve response times and better manage call stacking scenarios in high demand areas.

OPERATING COST IMPACT:
A total of 108 new FTEs required. 28 FTEs supporting 6 peak units were included in the FY 26 budget for $3.2 million. 40 FTEs staffing 5 of the 10 full time rescue units are included in the FY 27 budget for an estimated $6.6 million, and the remaining 40 FTEs are expected in the FY 28 budget for an estimated $6.6 million.

PROJECT COMPLETION DATE: Sep 2027

Neighborhood Community Area:
Countywide

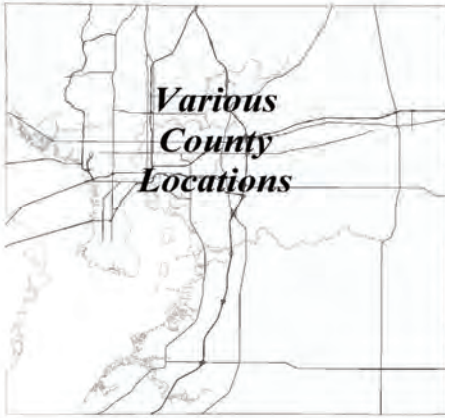

Sources of Funds (in $000s)	Total Estimated Sources	Prior Funding	FY 27 Carryforward	FY 27 Additional	FY 28	FY 29	FY 30	FY 31	Future
ARP Funds	$0	$0	$0	$0	$0	$0	$0	$0	$0
Community Invest. Tax IV	0	0	0	0	0	0	0	0	0
Financing	0	0	0	0	0	0	0	0	0
General Revenues-CW	0	0	0	0	0	0	0	0	0
General Revenues-R3M	0	0	0	0	0	0	0	0	0
General Revenues-UA	8,700	0	8,700	0	0	0	0	0	0
Grants & County Match	0	0	0	0	0	0	0	0	0
Impact Fees	0	0	0	0	0	0	0	0	0
Other	0	0	0	0	0	0	0	0	0
Undetermined	0	0	0	0	0	0	0	0	0
Subtotal FY 27			$8,700	$0					
Total	**$8,700**	**$0**	**$8,700**		**$0**	**$0**	**$0**	**$0**	**$0**

Uses of Funds (in $000s)	Total Estimated Cost	Prior Expenses	FY 27 Carryforward	FY 27 Additional	FY 28	FY 29	FY 30	FY 31	Future
Capital [1]	$8,700	$0	$8,700	$0	$0	$0	$0	$0	$0
Contributions [2]	0	0	0	0	0	0	0	0	0
Non-Capital [3]	0	0	0	0	0	0	0	0	0
Subtotal FY 27			$8,700	$0					
Total	**$8,700**	**$0**	**$8,700**		**$0**	**$0**	**$0**	**$0**	**$0**

[1] Capital includes, but is not limited to, expenses related to capitalizable Development, Design, Land Acquisition, Equipment, Construction and Administration required to complete the project.
[2] Contributions includes, but is not limited to, funding through an agreement to other Government Agencies, Youth Organizations, Cultural Service Organizations and other Non-Profit Organizations.
[3] Non-Capital includes, but is not limited to, expenses related to Building Maintenance, Grounds & Landscaping Maintenance, Non-Capitalizable Equipment and other Professional Services.

PROJECT TITLE:
FIRE RESCUE/EMERGENCY MANAGEMENT WAREHOUSE
CIE REQUIREMENTS: N
LEVEL OF SERVICE IMPACT: N/A

PROJECT NUMBER: C91219000

PROGRAM: FIRE SERVICES

PROJECT DESCRIPTION:
This project includes design and construction of a 60,000 square foot warehouse facility (as budget will allow) for Hillsborough County Fire Rescue (HCFR) and Emergency Management (OEM) proposed to be located in the Falkenburg Rd/Columbus Drive area. As the County continues to grow, more and more services are required and thus materials and supplies will need to be in place to address increased demand. Executing HCFR and OEM mission in an efficient, effective, and safe manner requires a large warehouse space that can accommodate materials and supplies that are required both during normal day to day operations as well as during large scale disaster responses.

OPERATING COST IMPACT:
Annual operating cost impact is estimated at $80,000 for incremental facility maintenance and utility costs once complete.

PROJECT COMPLETION DATE: Feb 2027

Neighborhood Community Area:
Brandon

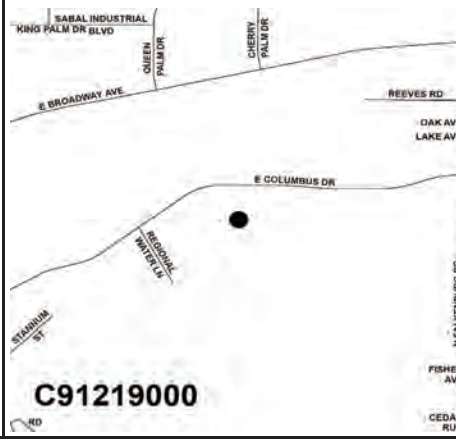

Sources of Funds (in $000s)	Total Estimated Sources	Prior Funding	FY 27 Carryforward	FY 27 Additional	FY 28	FY 29	FY 30	FY 31	Future
ARP Funds	$0	$0	$0	$0	$0	$0	$0	$0	$0
Community Invest. Tax IV	24,413	8,724	15,689	0	0	0	0	0	0
Financing	0	0	0	0	0	0	0	0	0
General Revenues-CW	0	0	0	0	0	0	0	0	0
General Revenues-R3M	0	0	0	0	0	0	0	0	0
General Revenues-UA	0	0	0	0	0	0	0	0	0
Grants & County Match	0	0	0	0	0	0	0	0	0
Impact Fees	0	0	0	0	0	0	0	0	0
Other	128	0	0	128	0	0	0	0	0
Undetermined	0	0	0	0	0	0	0	0	0
Subtotal FY 27			$15,689	$128					
Total	**$24,541**	**$8,724**	**$15,817**		**$0**	**$0**	**$0**	**$0**	**$0**

Uses of Funds (in $000s)	Total Estimated Cost	Prior Expenses	FY 27 Carryforward	FY 27 Additional	FY 28	FY 29	FY 30	FY 31	Future
Capital [1]	$24,541	$8,724	$15,689	$128	$0	$0	$0	$0	$0
Contributions [2]	0	0	0	0	0	0	0	0	0
Non-Capital [3]	0	0	0	0	0	0	0	0	0
Subtotal FY 27			$15,689	$128					
Total	**$24,541**	**$8,724**	**$15,817**		**$0**	**$0**	**$0**	**$0**	**$0**

[1] Capital includes, but is not limited to, expenses related to capitalizable Development, Design, Land Acquisition, Equipment, Construction and Administration required to complete the project.
[2] Contributions includes, but is not limited to, funding through an agreement to other Government Agencies, Youth Organizations, Cultural Service Organizations and other Non-Profit Organizations.
[3] Non-Capital includes, but is not limited to, expenses related to Building Maintenance, Grounds & Landscaping Maintenance, Non-Capitalizable Equipment and other Professional Services.

PROJECT TITLE:
FIRE STATION #18 SEFFNER/MANGO HVAC REPLACEMENT (R3M)
CIE REQUIREMENTS: N
LEVEL OF SERVICE IMPACT: N/A

PROJECT NUMBER: C91231000

PROGRAM: FIRE SERVICES

PROJECT DESCRIPTION:
Project is for the replacement of the HVAC system that serves the fire station that has reached its life expectancy.

OPERATING COST IMPACT:
No significant change in operating cost is anticipated.

PROJECT COMPLETION DATE: Jun 2027

Neighborhood Community Area:
Seffner Mango

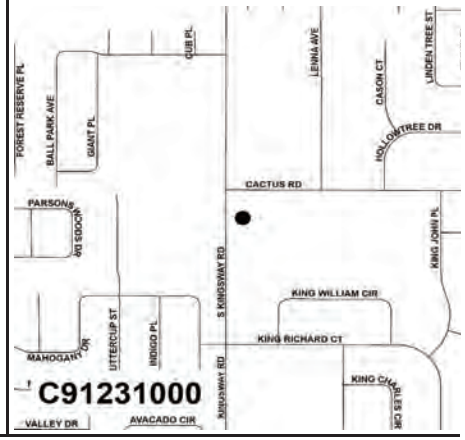

Sources of Funds (in $000s)	Total Estimated Sources	Prior Funding	FY 27 Carryforward	FY 27 Additional	FY 28	FY 29	FY 30	FY 31	Future
ARP Funds	$0	$0	$0	$0	$0	$0	$0	$0	$0
Community Invest. Tax IV	0	0	0	0	0	0	0	0	0
Financing	0	0	0	0	0	0	0	0	0
General Revenues-CW	0	0	0	0	0	0	0	0	0
General Revenues-R3M	450	200	250	0	0	0	0	0	0
General Revenues-UA	0	0	0	0	0	0	0	0	0
Grants & County Match	0	0	0	0	0	0	0	0	0
Impact Fees	0	0	0	0	0	0	0	0	0
Other	0	0	0	0	0	0	0	0	0
Undetermined	0	0	0	0	0	0	0	0	0
Subtotal FY 27			$250	$0					
Total	**$450**	**$200**	**$250**		**$0**	**$0**	**$0**	**$0**	**$0**

Uses of Funds (in $000s)	Total Estimated Cost	Prior Expenses	FY 27 Carryforward	FY 27 Additional	FY 28	FY 29	FY 30	FY 31	Future
Capital [1]	$0	$0	$0	$0	$0	$0	$0	$0	$0
Contributions [2]	0	0	0	0	0	0	0	0	0
Non-Capital [3]	450	200	250	0	0	0	0	0	0
Subtotal FY 27			$250	$0					
Total	**$450**	**$200**	**$250**		**$0**	**$0**	**$0**	**$0**	**$0**

[1] Capital includes, but is not limited to, expenses related to capitalizable Development, Design, Land Acquisition, Equipment, Construction and Administration required to complete the project.
[2] Contributions includes, but is not limited to, funding through an agreement to other Government Agencies, Youth Organizations, Cultural Service Organizations and other Non-Profit Organizations.
[3] Non-Capital includes, but is not limited to, expenses related to Building Maintenance, Grounds & Landscaping Maintenance, Non-Capitalizable Equipment and other Professional Services.

PROJECT TITLE:
FIRE STATION #24 LUTZ HVAC REPLACEMENT (R3M)
CIE REQUIREMENTS: N
LEVEL OF SERVICE IMPACT: N/A

PROJECT NUMBER: C91230000

PROGRAM: FIRE SERVICES

PROJECT DESCRIPTION:
Project is for the replacement of the HVAC system that serves the fire station that has reached its life expectancy.

OPERATING COST IMPACT:
No significant change in operating cost is anticipated.

PROJECT COMPLETION DATE: Jun 2027

Neighborhood Community Area:
Lutz

Sources of Funds (in $000s)	Total Estimated Sources	Prior Funding	FY 27 Carryforward	FY 27 Additional	FY 28	FY 29	FY 30	FY 31	Future
ARP Funds	$0	$0	$0	$0	$0	$0	$0	$0	$0
Community Invest. Tax IV	0	0	0	0	0	0	0	0	0
Financing	0	0	0	0	0	0	0	0	0
General Revenues-CW	0	0	0	0	0	0	0	0	0
General Revenues-R3M	350	150	200	0	0	0	0	0	0
General Revenues-UA	0	0	0	0	0	0	0	0	0
Grants & County Match	0	0	0	0	0	0	0	0	0
Impact Fees	0	0	0	0	0	0	0	0	0
Other	0	0	0	0	0	0	0	0	0
Undetermined	0	0	0	0	0	0	0	0	0
Subtotal FY 27			$200	$0					
Total	**$350**	**$150**	**$200**		**$0**	**$0**	**$0**	**$0**	**$0**

Uses of Funds (in $000s)	Total Estimated Cost	Prior Expenses	FY 27 Carryforward	FY 27 Additional	FY 28	FY 29	FY 30	FY 31	Future
Capital [1]	$0	$0	$0	$0	$0	$0	$0	$0	$0
Contributions [2]	0	0	0	0	0	0	0	0	0
Non-Capital [3]	350	150	200	0	0	0	0	0	0
Subtotal FY 27			$200	$0					
Total	**$350**	**$150**	**$200**		**$0**	**$0**	**$0**	**$0**	**$0**

[1] Capital includes, but is not limited to, expenses related to capitalizable Development, Design, Land Acquisition, Equipment, Construction and Administration required to complete the project.
[2] Contributions includes, but is not limited to, funding through an agreement to other Government Agencies, Youth Organizations, Cultural Service Organizations and other Non-Profit Organizations.
[3] Non-Capital includes, but is not limited to, expenses related to Building Maintenance, Grounds & Landscaping Maintenance, Non-Capitalizable Equipment and other Professional Services.

PROJECT TITLE:
FIRE STATION HARDENING (MP)
CIE REQUIREMENTS: N
LEVEL OF SERVICE IMPACT: N/A

PROJECT NUMBER: C91207000

PROGRAM: FIRE SERVICES

PROJECT DESCRIPTION:
The scope of this project is to provide upgrades to all Fire Rescue Facilities to the extent possible and as prioritized, for the survival and the continued operational ability of the facilities in the aftermath of a major storm. This is to include: access to the facility by staff and the public; the protection of operational functions; the protection of all openings; the structural integrity of the building(s); power, water, sewer and communications support; security of personnel; and the strengthening or removal of potential hazardous elements such as auxiliary buildings, trees and towers.

OPERATING COST IMPACT:
No significant change in operating cost is anticipated.

PROJECT COMPLETION DATE: Ongoing

Neighborhood Community Area:
Countywide

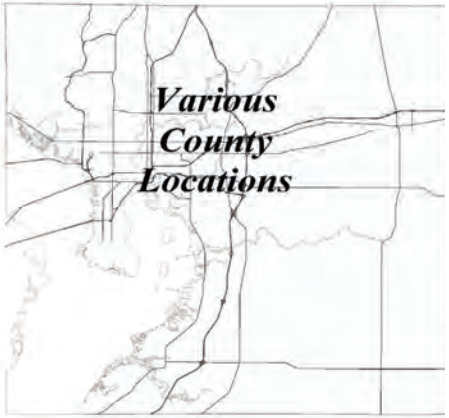

Sources of Funds (in $000s)	Total Estimated Sources	Prior Funding	FY 27 Carryforward	FY 27 Additional	FY 28	FY 29	FY 30	FY 31	Future
ARP Funds	$0	$0	$0	$0	$0	$0	$0	$0	$0
Community Invest. Tax IV	0	0	0	0	0	0	0	0	0
Financing	705	684	21	0	0	0	0	0	0
General Revenues-CW	0	0	0	0	0	0	0	0	0
General Revenues-R3M	0	0	0	0	0	0	0	0	0
General Revenues-UA	1,132	433	700	0	0	0	0	0	0
Grants & County Match	0	0	0	0	0	0	0	0	0
Impact Fees	0	0	0	0	0	0	0	0	0
Other	0	0	0	0	0	0	0	0	0
Undetermined	0	0	0	0	0	0	0	0	0
Subtotal FY 27			$721	$0					
Total	**$1,837**	**$1,116**	**$721**		**$0**	**$0**	**$0**	**$0**	**$0**

Uses of Funds (in $000s)	Total Estimated Cost	Prior Expenses	FY 27 Carryforward	FY 27 Additional	FY 28	FY 29	FY 30	FY 31	Future
Capital [1]	$1,759	$1,037	$721	$0	$0	$0	$0	$0	$0
Contributions [2]	0	0	0	0	0	0	0	0	0
Non-Capital [3]	79	79	0	0	0	0	0	0	0
Subtotal FY 27			$721	$0					
Total	**$1,837**	**$1,116**	**$721**		**$0**	**$0**	**$0**	**$0**	**$0**

[1] Capital includes, but is not limited to, expenses related to capitalizable Development, Design, Land Acquisition, Equipment, Construction and Administration required to complete the project.
[2] Contributions includes, but is not limited to, funding through an agreement to other Government Agencies, Youth Organizations, Cultural Service Organizations and other Non-Profit Organizations.
[3] Non-Capital includes, but is not limited to, expenses related to Building Maintenance, Grounds & Landscaping Maintenance, Non-Capitalizable Equipment and other Professional Services.

PROJECT TITLE:
FIRE STATION RESTROOM AND SHOWERS RENOVATIONS (R3M) (MP)
CIE REQUIREMENTS: N
LEVEL OF SERVICE IMPACT: N/A

PROJECT NUMBER: C91217000

PROGRAM: FIRE SERVICES

PROJECT DESCRIPTION:
This project is for the renovation of fire station restrooms that have reached their life expectancy based on scheduled life cycle replacement and current conditions.

OPERATING COST IMPACT:
No significant change in operating cost is anticipated.

PROJECT COMPLETION DATE: Ongoing

Neighborhood Community Area:
Countywide

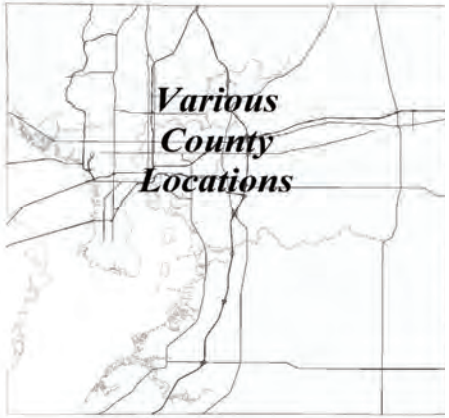

Sources of Funds (in $000s)	Total Estimated Sources	Prior Funding	FY 27 Carryforward	FY 27 Additional	FY 28	FY 29	FY 30	FY 31	Future
ARP Funds	$0	$0	$0	$0	$0	$0	$0	$0	$0
Community Invest. Tax IV	0	0	0	0	0	0	0	0	0
Financing	0	0	0	0	0	0	0	0	0
General Revenues-CW	0	0	0	0	0	0	0	0	0
General Revenues-R3M	1,100	557	343	200	0	0	0	0	0
General Revenues-UA	0	0	0	0	0	0	0	0	0
Grants & County Match	0	0	0	0	0	0	0	0	0
Impact Fees	0	0	0	0	0	0	0	0	0
Other	0	0	0	0	0	0	0	0	0
Undetermined	0	0	0	0	0	0	0	0	0
Subtotal FY 27			$343	$200					
Total	**$1,100**	**$557**	**$543**		**$0**	**$0**	**$0**	**$0**	**$0**

Uses of Funds (in $000s)	Total Estimated Cost	Prior Expenses	FY 27 Carryforward	FY 27 Additional	FY 28	FY 29	FY 30	FY 31	Future
Capital [1]	$0	$0	$0	$0	$0	$0	$0	$0	$0
Contributions [2]	0	0	0	0	0	0	0	0	0
Non-Capital [3]	1,100	557	343	200	0	0	0	0	0
Subtotal FY 27			$343	$200					
Total	**$1,100**	**$557**	**$543**		**$0**	**$0**	**$0**	**$0**	**$0**

[1] Capital includes, but is not limited to, expenses related to capitalizable Development, Design, Land Acquisition, Equipment, Construction and Administration required to complete the project.
[2] Contributions includes, but is not limited to, funding through an agreement to other Government Agencies, Youth Organizations, Cultural Service Organizations and other Non-Profit Organizations.
[3] Non-Capital includes, but is not limited to, expenses related to Building Maintenance, Grounds & Landscaping Maintenance, Non-Capitalizable Equipment and other Professional Services.

PROJECT TITLE: **PROJECT NUMBER: C91215000**

GUNN HIGHWAY FIRE STATION #13 REPLACEMENT-ARP ACT REVENUE RECOVERY FUNDS

CIE REQUIREMENTS: N

LEVEL OF SERVICE IMPACT: N/A **PROGRAM: FIRE SERVICES**

PROJECT DESCRIPTION:

The project includes the design and construction of a new Fire Station to replace the existing Gunn Highway Fire Station No. 13 located at 7502 Gunn Highway, Tampa, FL 33625 in Northwest Hillsborough County. Project includes land acquisition. The replacement station will be located at NE corner of Basswood Ave and Ehrlich Rd. The station is at or near the end of its useful life and is dated in its design/features and requires increasing operating costs to maintain and keep functioning at the expected service level necessary to protect the citizens of Hillsborough County.

OPERATING COST IMPACT:

No significant change in operating cost is anticipated.

PROJECT COMPLETION DATE: Dec 2026

Neighborhood Community Area:

Citrus Park Village

Sources of Funds (in $000s)	Total Estimated Sources	Prior Funding	FY 27 Carryforward	FY 27 Additional	FY 28	FY 29	FY 30	FY 31	Future
ARP Funds	$8,599	$8,117	$482	$0	$0	$0	$0	$0	$0
Community Invest. Tax IV	0	0	0	0	0	0	0	0	0
Financing	0	0	0	0	0	0	0	0	0
General Revenues-CW	0	0	0	0	0	0	0	0	0
General Revenues-R3M	0	0	0	0	0	0	0	0	0
General Revenues-UA	0	0	0	0	0	0	0	0	0
Grants & County Match	0	0	0	0	0	0	0	0	0
Impact Fees	0	0	0	0	0	0	0	0	0
Other	0	0	0	0	0	0	0	0	0
Undetermined	0	0	0	0	0	0	0	0	0
Subtotal FY 27			$482	$0					
Total	**$8,599**	**$8,117**	**$482**		**$0**	**$0**	**$0**	**$0**	**$0**

Uses of Funds (in $000s)	Total Estimated Cost	Prior Expenses	FY 27 Carryforward	FY 27 Additional	FY 28	FY 29	FY 30	FY 31	Future
Capital [1]	$8,599	$8,117	$482	$0	$0	$0	$0	$0	$0
Contributions [2]	0	0	0	0	0	0	0	0	0
Non-Capital [3]	0	0	0	0	0	0	0	0	0
Subtotal FY 27			$482	$0					
Total	**$8,599**	**$8,117**	**$482**		**$0**	**$0**	**$0**	**$0**	**$0**

[1] Capital includes, but is not limited to, expenses related to capitalizable Development, Design, Land Acquisition, Equipment, Construction and Administration required to complete the project.

[2] Contributions includes, but is not limited to, funding through an agreement to other Government Agencies, Youth Organizations, Cultural Service Organizations and other Non-Profit Organizations.

[3] Non-Capital includes, but is not limited to, expenses related to Building Maintenance, Grounds & Landscaping Maintenance, Non-Capitalizable Equipment and other Professional Services.

PROJECT TITLE: **PROJECT NUMBER: C91208000**

LAND ACQUISITION FOR NEW FIRE STATIONS (MP)

CIE REQUIREMENTS: N

LEVEL OF SERVICE IMPACT: N/A **PROGRAM: FIRE SERVICES**

PROJECT DESCRIPTION:

Land acquisition for fire stations identified in the Fire Rescue Master Plan and other facilities, as appropriate, including any other costs associated with the acquisition or leasing of land, such as, site investigation, conceptual drawings, surveys, etc.

OPERATING COST IMPACT:

No significant change in operating cost is anticipated.

PROJECT COMPLETION DATE: Ongoing

Neighborhood Community Area:

Countywide

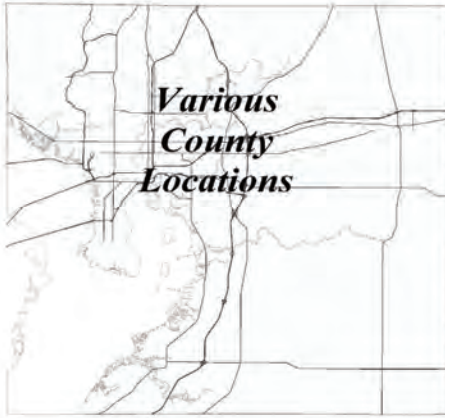

Sources of Funds (in $000s)	Total Estimated Sources	Prior Funding	FY 27 Carryforward	FY 27 Additional	FY 28	FY 29	FY 30	FY 31	Future
ARP Funds	$0	$0	$0	$0	$0	$0	$0	$0	$0
Community Invest. Tax IV	0	0	0	0	0	0	0	0	0
Financing	0	0	0	0	0	0	0	0	0
General Revenues-CW	0	0	0	0	0	0	0	0	0
General Revenues-R3M	0	0	0	0	0	0	0	0	0
General Revenues-UA	2,306	41	265	2,000	0	0	0	0	0
Grants & County Match	0	0	0	0	0	0	0	0	0
Impact Fees	2,002	263	1,739	0	0	0	0	0	0
Other	0	0	0	0	0	0	0	0	0
Undetermined	0	0	0	0	0	0	0	0	0
Subtotal FY 27			$2,004	$2,000					
Total	**$4,308**	**$304**	**$4,004**		**$0**	**$0**	**$0**	**$0**	**$0**

Uses of Funds (in $000s)	Total Estimated Cost	Prior Expenses	FY 27 Carryforward	FY 27 Additional	FY 28	FY 29	FY 30	FY 31	Future
Capital [1]	$4,291	$287	$2,004	$2,000	$0	$0	$0	$0	$0
Contributions [2]	0	0	0	0	0	0	0	0	0
Non-Capital [3]	17	17	0	0	0	0	0	0	0
Subtotal FY 27			$2,004	$2,000					
Total	**$4,308**	**$304**	**$4,004**		**$0**	**$0**	**$0**	**$0**	**$0**

[1] Capital includes, but is not limited to, expenses related to capitalizable Development, Design, Land Acquisition, Equipment, Construction and Administration required to complete the project.

[2] Contributions includes, but is not limited to, funding through an agreement to other Government Agencies, Youth Organizations, Cultural Service Organizations and other Non-Profit Organizations.

[3] Non-Capital includes, but is not limited to, expenses related to Building Maintenance, Grounds & Landscaping Maintenance, Non-Capitalizable Equipment and other Professional Services.

PROJECT TITLE: **PROJECT NUMBER: C91227000**

MIDWAY FIRE STATION #30 REPLACEMENT

CIE REQUIREMENTS: N

LEVEL OF SERVICE IMPACT: N/A **PROGRAM: FIRE SERVICES**

PROJECT DESCRIPTION:

Design and construct a new Midway Fire Station #30 Replacement on a site on Sam Allen Road to replace current site located at 2526 Charlie Taylor Road in Plant City. The station is at or near the end of its useful life and is dated in its design/features and requires increasing operating costs to maintain and keep functioning at the expected service level necessary to protect the citizens of Hillsborough County. The project includes furniture, fixtures and equipment (FF&E).

OPERATING COST IMPACT:

No significant change in operating cost is anticipated.

PROJECT COMPLETION DATE: Apr 2029

Neighborhood Community Area:

East Rural

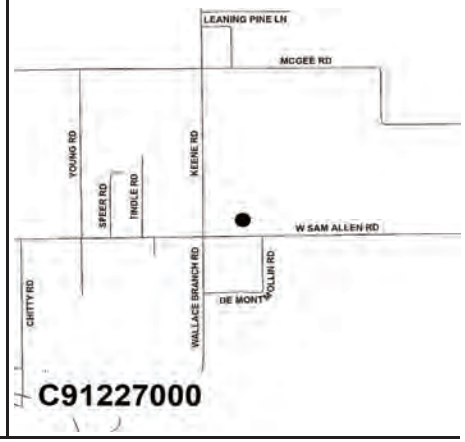

Sources of Funds (in $000s)	Total Estimated Sources	Prior Funding	FY 27 Carryforward	FY 27 Additional	FY 28	FY 29	FY 30	FY 31	Future
ARP Funds	$0	$0	$0	$0	$0	$0	$0	$0	$0
Community Invest. Tax IV	0	0	0	0	0	0	0	0	0
Financing	0	0	0	0	0	0	0	0	0
General Revenues-CW	0	0	0	0	0	0	0	0	0
General Revenues-R3M	0	0	0	0	0	0	0	0	0
General Revenues-UA	12,400	756	11,644	0	0	0	0	0	0
Grants & County Match	0	0	0	0	0	0	0	0	0
Impact Fees	0	0	0	0	0	0	0	0	0
Other	0	0	0	0	0	0	0	0	0
Undetermined	0	0	0	0	0	0	0	0	0
Subtotal FY 27			$11,644	$0					
Total	**$12,400**	**$756**	**$11,644**		**$0**	**$0**	**$0**	**$0**	**$0**

Uses of Funds (in $000s)	Total Estimated Cost	Prior Expenses	FY 27 Carryforward	FY 27 Additional	FY 28	FY 29	FY 30	FY 31	Future
Capital [1]	$12,400	$756	$11,644	$0	$0	$0	$0	$0	$0
Contributions [2]	0	0	0	0	0	0	0	0	0
Non-Capital [3]	0	0	0	0	0	0	0	0	0
Subtotal FY 27			$11,644	$0					
Total	**$12,400**	**$756**	**$11,644**		**$0**	**$0**	**$0**	**$0**	**$0**

[1] Capital includes, but is not limited to, expenses related to capitalizable Development, Design, Land Acquisition, Equipment, Construction and Administration required to complete the project.

[2] Contributions includes, but is not limited to, funding through an agreement to other Government Agencies, Youth Organizations, Cultural Service Organizations and other Non-Profit Organizations.

[3] Non-Capital includes, but is not limited to, expenses related to Building Maintenance, Grounds & Landscaping Maintenance, Non-Capitalizable Equipment and other Professional Services.

PROJECT TITLE: **PROJECT NUMBER: C91213000**

PALM RIVER FIRE STATION #15 REPLACEMENT-ARP ACT REVENUE RECOVERY FUNDS

CIE REQUIREMENTS: N

LEVEL OF SERVICE IMPACT: N/A **PROGRAM: FIRE SERVICES**

PROJECT DESCRIPTION:

The project includes land acquisition, design and construction of a new Fire Station to replace the existing Palm River Fire Station No. 15 currently located at 715 S 58th Street, Tampa, FL 33619. The new location near the northeast corner of Maydell Drive and 12th Avenue. The station is at or near the end of its useful life and is dated in its design/features and requires increasing operating costs to maintain and keep functioning at the expected service level necessary to protect the citizens of Hillsborough County.

OPERATING COST IMPACT:

No significant change in operating cost is anticipated.

PROJECT COMPLETION DATE: Dec 2026

Neighborhood Community Area:

Greater Palm River

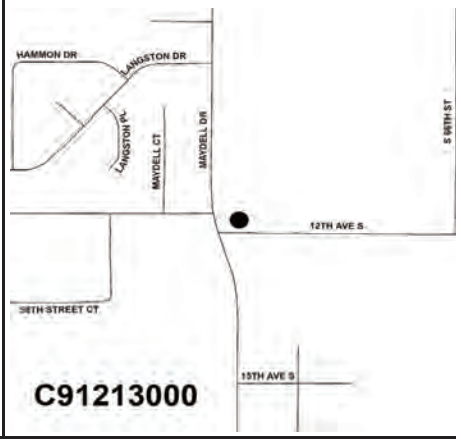

Sources of Funds (in $000s)	Total Estimated Sources	Prior Funding	FY 27 Carryforward	FY 27 Additional	FY 28	FY 29	FY 30	FY 31	Future
ARP Funds	$7,186	$6,657	$529	$0	$0	$0	$0	$0	$0
Community Invest. Tax IV	0	0	0	0	0	0	0	0	0
Financing	0	0	0	0	0	0	0	0	0
General Revenues-CW	0	0	0	0	0	0	0	0	0
General Revenues-R3M	0	0	0	0	0	0	0	0	0
General Revenues-UA	0	0	0	0	0	0	0	0	0
Grants & County Match	0	0	0	0	0	0	0	0	0
Impact Fees	0	0	0	0	0	0	0	0	0
Other	0	0	0	0	0	0	0	0	0
Undetermined	0	0	0	0	0	0	0	0	0
Subtotal FY 27			$529	$0					
Total	**$7,186**	**$6,657**	**$529**		**$0**	**$0**	**$0**	**$0**	**$0**

Uses of Funds (in $000s)	Total Estimated Cost	Prior Expenses	FY 27 Carryforward	FY 27 Additional	FY 28	FY 29	FY 30	FY 31	Future
Capital [1]	$7,186	$6,657	$529	$0	$0	$0	$0	$0	$0
Contributions [2]	0	0	0	0	0	0	0	0	0
Non-Capital [3]	0	0	0	0	0	0	0	0	0
Subtotal FY 27			$529	$0					
Total	**$7,186**	**$6,657**	**$529**		**$0**	**$0**	**$0**	**$0**	**$0**

[1] Capital includes, but is not limited to, expenses related to capitalizable Development, Design, Land Acquisition, Equipment, Construction and Administration required to complete the project.

[2] Contributions includes, but is not limited to, funding through an agreement to other Government Agencies, Youth Organizations, Cultural Service Organizations and other Non-Profit Organizations.

[3] Non-Capital includes, but is not limited to, expenses related to Building Maintenance, Grounds & Landscaping Maintenance, Non-Capitalizable Equipment and other Professional Services.

PROJECT TITLE:
PROGRESS VILLAGE SOUTH FIRE STATION #48
CIE REQUIREMENTS: N
LEVEL OF SERVICE IMPACT: N/A

PROJECT NUMBER: C91221000

PROGRAM: FIRE SERVICES

PROJECT DESCRIPTION:
Design & construct a new Progress Village South Fire Station on County-owned property on the east side of South 78th Street, south of Eagle Palm Drive. This project is recommended per the Fire Rescue Master Plan to enhance services in the South-Central area of Hillsborough County. The project includes furniture, fixtures and equipment (FF&E).

OPERATING COST IMPACT:
Annual operating cost impact for 24 FTEs was budgeted beginning with the FY 24 budget year.

PROJECT COMPLETION DATE: Nov 2026

Neighborhood Community Area:
Riverview

Sources of Funds (in $000s)	Total Estimated Sources	Prior Funding	FY 27 Carryforward	FY 27 Additional	FY 28	FY 29	FY 30	FY 31	Future
ARP Funds	$1,827	$1,827	$0	$0	$0	$0	$0	$0	$0
Community Invest. Tax IV	5,846	1,826	4,020	0	0	0	0	0	0
Financing	0	0	0	0	0	0	0	0	0
General Revenues-CW	0	0	0	0	0	0	0	0	0
General Revenues-R3M	0	0	0	0	0	0	0	0	0
General Revenues-UA	600	0	600	0	0	0	0	0	0
Grants & County Match	0	0	0	0	0	0	0	0	0
Impact Fees	0	0	0	0	0	0	0	0	0
Other	0	0	0	0	0	0	0	0	0
Undetermined	0	0	0	0	0	0	0	0	0
Subtotal FY 27			$4,620	$0					
Total	**$8,273**	**$3,654**	**$4,620**		**$0**	**$0**	**$0**	**$0**	**$0**

Uses of Funds (in $000s)	Total Estimated Cost	Prior Expenses	FY 27 Carryforward	FY 27 Additional	FY 28	FY 29	FY 30	FY 31	Future
Capital [1]	$8,273	$3,654	$4,620	$0	$0	$0	$0	$0	$0
Contributions [2]	0	0	0	0	0	0	0	0	0
Non-Capital [3]	0	0	0	0	0	0	0	0	0
Subtotal FY 27			$4,620	$0					
Total	**$8,273**	**$3,654**	**$4,620**		**$0**	**$0**	**$0**	**$0**	**$0**

[1] Capital includes, but is not limited to, expenses related to capitalizable Development, Design, Land Acquisition, Equipment, Construction and Administration required to complete the project.
[2] Contributions includes, but is not limited to, funding through an agreement to other Government Agencies, Youth Organizations, Cultural Service Organizations and other Non-Profit Organizations.
[3] Non-Capital includes, but is not limited to, expenses related to Building Maintenance, Grounds & Landscaping Maintenance, Non-Capitalizable Equipment and other Professional Services.

PROJECT TITLE:
PSOC EMERGENCY VEHICLE CANOPY
CIE REQUIREMENTS: N
LEVEL OF SERVICE IMPACT: N/A

PROJECT NUMBER: C91233000

PROGRAM: FIRE SERVICES

PROJECT DESCRIPTION:
Fire Rescue maintains a fleet of reserve emergency vehicles as replacements for front line vehicles in the event of necessary repairs or maintenance. The value of these vehicles is significant, and the Department currently has insufficient capacity to properly store this equipment when not in use. This project will construct additional covered storage to extend the life of this equipment while also supporting other training and deployment operations.

OPERATING COST IMPACT:
No significant change in operating cost is anticipated.

PROJECT COMPLETION DATE: TBD

Neighborhood Community Area:
Brandon

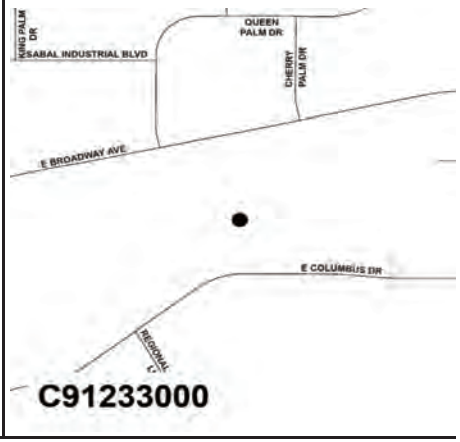

Sources of Funds (in $000s)	Total Estimated Sources	Prior Funding	FY 27 Carryforward	FY 27 Additional	FY 28	FY 29	FY 30	FY 31	Future
ARP Funds	$0	$0	$0	$0	$0	$0	$0	$0	$0
Community Invest. Tax IV	0	0	0	0	0	0	0	0	0
Financing	0	0	0	0	0	0	0	0	0
General Revenues-CW	0	0	0	0	0	0	0	0	0
General Revenues-R3M	0	0	0	0	0	0	0	0	0
General Revenues-UA	1,000	0	0	1,000	0	0	0	0	0
Grants & County Match	0	0	0	0	0	0	0	0	0
Impact Fees	0	0	0	0	0	0	0	0	0
Other	0	0	0	0	0	0	0	0	0
Undetermined	0	0	0	0	0	0	0	0	0
Subtotal FY 27			$0	$1,000					
Total	**$1,000**	**$0**	**$1,000**		**$0**	**$0**	**$0**	**$0**	**$0**

Uses of Funds (in $000s)	Total Estimated Cost	Prior Expenses	FY 27 Carryforward	FY 27 Additional	FY 28	FY 29	FY 30	FY 31	Future
Capital [1]	$1,000	$0	$0	$1,000	$0	$0	$0	$0	$0
Contributions [2]	0	0	0	0	0	0	0	0	0
Non-Capital [3]	0	0	0	0	0	0	0	0	0
Subtotal FY 27			$0	$1,000					
Total	**$1,000**	**$0**	**$1,000**		**$0**	**$0**	**$0**	**$0**	**$0**

[1] Capital includes, but is not limited to, expenses related to capitalizable Development, Design, Land Acquisition, Equipment, Construction and Administration required to complete the project.
[2] Contributions includes, but is not limited to, funding through an agreement to other Government Agencies, Youth Organizations, Cultural Service Organizations and other Non-Profit Organizations.
[3] Non-Capital includes, but is not limited to, expenses related to Building Maintenance, Grounds & Landscaping Maintenance, Non-Capitalizable Equipment and other Professional Services.

PROJECT TITLE:
PSOC RENOVATIONS
CIE REQUIREMENTS: N
LEVEL OF SERVICE IMPACT: N/A

PROJECT NUMBER: C91222000

PROGRAM: FIRE SERVICES

PROJECT DESCRIPTION:
Renovate and expand existing Public Safety Operations Complex (PSOC) to support Emergency Management operations.

Neighborhood Community Area:
Brandon

OPERATING COST IMPACT:
No significant change in operating cost is anticipated.

PROJECT COMPLETION DATE: Dec 2028

Sources of Funds (in $000s)	Total Estimated Sources	Prior Funding	FY 27 Carryforward	FY 27 Additional	FY 28	FY 29	FY 30	FY 31	Future
ARP Funds	$0	$0	$0	$0	$0	$0	$0	$0	$0
Community Invest. Tax IV	0	0	0	0	0	0	0	0	0
Financing	0	0	0	0	0	0	0	0	0
General Revenues-CW	14,500	1,255	13,245	0	0	0	0	0	0
General Revenues-R3M	0	0	0	0	0	0	0	0	0
General Revenues-UA	0	0	0	0	0	0	0	0	0
Grants & County Match	4,500	2,500	2,000	0	0	0	0	0	0
Impact Fees	0	0	0	0	0	0	0	0	0
Other	0	0	0	0	0	0	0	0	0
Undetermined	0	0	0	0	0	0	0	0	0
Subtotal FY 27			$15,245	$0					
Total	**$19,000**	**$3,755**	**$15,245**		**$0**	**$0**	**$0**	**$0**	**$0**

Uses of Funds (in $000s)	Total Estimated Cost	Prior Expenses	FY 27 Carryforward	FY 27 Additional	FY 28	FY 29	FY 30	FY 31	Future
Capital [1]	$19,000	$3,755	$15,245	$0	$0	$0	$0	$0	$0
Contributions [2]	0	0	0	0	0	0	0	0	0
Non-Capital [3]	0	0	0	0	0	0	0	0	0
Subtotal FY 27			$15,245	$0					
Total	**$19,000**	**$3,755**	**$15,245**		**$0**	**$0**	**$0**	**$0**	**$0**

[1] Capital includes, but is not limited to, expenses related to capitalizable Development, Design, Land Acquisition, Equipment, Construction and Administration required to complete the project.
[2] Contributions includes, but is not limited to, funding through an agreement to other Government Agencies, Youth Organizations, Cultural Service Organizations and other Non-Profit Organizations.
[3] Non-Capital includes, but is not limited to, expenses related to Building Maintenance, Grounds & Landscaping Maintenance, Non-Capitalizable Equipment and other Professional Services.

PROJECT TITLE:
RACE TRACK ROAD FIRE STATION #50
CIE REQUIREMENTS: N
LEVEL OF SERVICE IMPACT: N/A

PROJECT NUMBER: C91229000

PROGRAM: FIRE SERVICES

PROJECT DESCRIPTION:
Design and construct a new Fire Station. This project is recommended per the Fire Rescue Master Plan to enhance services in the Northwest area of Hillsborough County.

Neighborhood Community Area:
Northwest Hillsborough

OPERATING COST IMPACT:
Annual operating cost impact is estimated at $4,000,000. A total of 20 new FTEs are anticipated.

PROJECT COMPLETION DATE: Oct 2029

Sources of Funds (in $000s)	Total Estimated Sources	Prior Funding	FY 27 Carryforward	FY 27 Additional	FY 28	FY 29	FY 30	FY 31	Future
ARP Funds	$0	$0	$0	$0	$0	$0	$0	$0	$0
Community Invest. Tax IV	12,900	20	12,880	0	0	0	0	0	0
Financing	0	0	0	0	0	0	0	0	0
General Revenues-CW	0	0	0	0	0	0	0	0	0
General Revenues-R3M	0	0	0	0	0	0	0	0	0
General Revenues-UA	0	0	0	0	0	0	0	0	0
Grants & County Match	0	0	0	0	0	0	0	0	0
Impact Fees	0	0	0	0	0	0	0	0	0
Other	0	0	0	0	0	0	0	0	0
Undetermined	0	0	0	0	0	0	0	0	0
Subtotal FY 27			$12,880	$0					
Total	**$12,900**	**$20**	**$12,880**		**$0**	**$0**	**$0**	**$0**	**$0**

Uses of Funds (in $000s)	Total Estimated Cost	Prior Expenses	FY 27 Carryforward	FY 27 Additional	FY 28	FY 29	FY 30	FY 31	Future
Capital [1]	$12,900	$20	$12,880	$0	$0	$0	$0	$0	$0
Contributions [2]	0	0	0	0	0	0	0	0	0
Non-Capital [3]	0	0	0	0	0	0	0	0	0
Subtotal FY 27			$12,880	$0					
Total	**$12,900**	**$20**	**$12,880**		**$0**	**$0**	**$0**	**$0**	**$0**

[1] Capital includes, but is not limited to, expenses related to capitalizable Development, Design, Land Acquisition, Equipment, Construction and Administration required to complete the project.
[2] Contributions includes, but is not limited to, funding through an agreement to other Government Agencies, Youth Organizations, Cultural Service Organizations and other Non-Profit Organizations.
[3] Non-Capital includes, but is not limited to, expenses related to Building Maintenance, Grounds & Landscaping Maintenance, Non-Capitalizable Equipment and other Professional Services.

PROJECT TITLE:
SUN CITY NORTH FIRE STATION #47
CIE REQUIREMENTS: N
LEVEL OF SERVICE IMPACT: N/A

PROJECT NUMBER: C91218000

PROGRAM: FIRE SERVICES

PROJECT DESCRIPTION:
Design and construct a new Fire Station to be located on leased State of Florida Division of Forestry property at 14503 South US Highway 301 in Ruskin. This project is recommended per the Fire Rescue Master Plan to enhance services in the South area of Hillsborough County. The project includes furniture, fixtures and equipment (FF&E).

OPERATING COST IMPACT:
Annual operating cost impact for 21 FTEs was budgeted beginning with the FY 23 budget year.

PROJECT COMPLETION DATE: Nov 2026

Neighborhood Community Area:
Apollo Beach

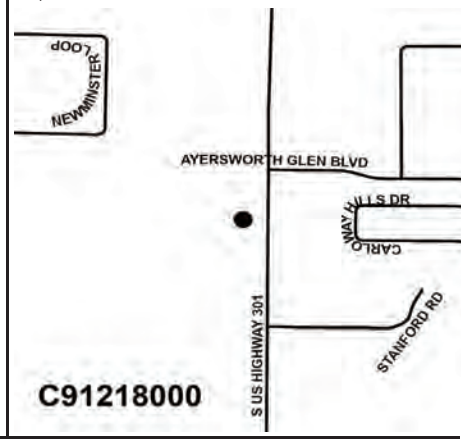

Sources of Funds (in $000s)	Total Estimated Sources	Prior Funding	FY 27 Carryforward	FY 27 Additional	FY 28	FY 29	FY 30	FY 31	Future
ARP Funds	$0	$0	$0	$0	$0	$0	$0	$0	$0
Community Invest. Tax IV	3,036	2,300	736	0	0	0	0	0	0
Financing	0	0	0	0	0	0	0	0	0
General Revenues-CW	0	0	0	0	0	0	0	0	0
General Revenues-R3M	0	0	0	0	0	0	0	0	0
General Revenues-UA	0	0	0	0	0	0	0	0	0
Grants & County Match	0	0	0	0	0	0	0	0	0
Impact Fees	4,800	3,966	834	0	0	0	0	0	0
Other	0	0	0	0	0	0	0	0	0
Undetermined	0	0	0	0	0	0	0	0	0
Subtotal FY 27			$1,570	$0					
Total	**$7,836**	**$6,266**	**$1,570**		**$0**	**$0**	**$0**	**$0**	**$0**

Uses of Funds (in $000s)	Total Estimated Cost	Prior Expenses	FY 27 Carryforward	FY 27 Additional	FY 28	FY 29	FY 30	FY 31	Future
Capital [1]	$7,836	$6,266	$1,570	$0	$0	$0	$0	$0	$0
Contributions [2]	0	0	0	0	0	0	0	0	0
Non-Capital [3]	0	0	0	0	0	0	0	0	0
Subtotal FY 27			$1,570	$0					
Total	**$7,836**	**$6,266**	**$1,570**		**$0**	**$0**	**$0**	**$0**	**$0**

[1] Capital includes, but is not limited to, expenses related to capitalizable Development, Design, Land Acquisition, Equipment, Construction and Administration required to complete the project.
[2] Contributions includes, but is not limited to, funding through an agreement to other Government Agencies, Youth Organizations, Cultural Service Organizations and other Non-Profit Organizations.
[3] Non-Capital includes, but is not limited to, expenses related to Building Maintenance, Grounds & Landscaping Maintenance, Non-Capitalizable Equipment and other Professional Services.

PROJECT TITLE:
THONOTOSASSA FIRE STATION #21 REPLACEMENT
CIE REQUIREMENTS: N
LEVEL OF SERVICE IMPACT: N/A

PROJECT NUMBER: C91210000

PROGRAM: FIRE SERVICES

PROJECT DESCRIPTION:
Design and construct a new Thonotosassa Fire Station Replacement on previously acquired County-owned property located on the North-East intersection of Main Street and C.R. 579. This project is recommended by the Fire Rescue Department to enhance services in North-East Hillsborough County, replacing the 50-year old existing fire station at 11641 Flint Avenue, which is nearing the end of its life cycle. The project includes furniture, fixtures and equipment (FF&E).

OPERATING COST IMPACT:
No significant change in operating cost is anticipated.

PROJECT COMPLETION DATE: Dec 2026

Neighborhood Community Area:
Thonotosassa

Sources of Funds (in $000s)	Total Estimated Sources	Prior Funding	FY 27 Carryforward	FY 27 Additional	FY 28	FY 29	FY 30	FY 31	Future
ARP Funds	$0	$0	$0	$0	$0	$0	$0	$0	$0
Community Invest. Tax IV	4,179	2,006	2,173	0	0	0	0	0	0
Financing	0	0	0	0	0	0	0	0	0
General Revenues-CW	0	0	0	0	0	0	0	0	0
General Revenues-R3M	0	0	0	0	0	0	0	0	0
General Revenues-UA	3,378	832	2,546	0	0	0	0	0	0
Grants & County Match	0	0	0	0	0	0	0	0	0
Impact Fees	0	0	0	0	0	0	0	0	0
Other	0	0	0	0	0	0	0	0	0
Undetermined	0	0	0	0	0	0	0	0	0
Subtotal FY 27			$4,719	$0					
Total	**$7,557**	**$2,838**	**$4,719**		**$0**	**$0**	**$0**	**$0**	**$0**

Uses of Funds (in $000s)	Total Estimated Cost	Prior Expenses	FY 27 Carryforward	FY 27 Additional	FY 28	FY 29	FY 30	FY 31	Future
Capital [1]	$7,557	$2,838	$4,719	$0	$0	$0	$0	$0	$0
Contributions [2]	0	0	0	0	0	0	0	0	0
Non-Capital [3]	0	0	0	0	0	0	0	0	0
Subtotal FY 27			$4,719	$0					
Total	**$7,557**	**$2,838**	**$4,719**		**$0**	**$0**	**$0**	**$0**	**$0**

[1] Capital includes, but is not limited to, expenses related to capitalizable Development, Design, Land Acquisition, Equipment, Construction and Administration required to complete the project.
[2] Contributions includes, but is not limited to, funding through an agreement to other Government Agencies, Youth Organizations, Cultural Service Organizations and other Non-Profit Organizations.
[3] Non-Capital includes, but is not limited to, expenses related to Building Maintenance, Grounds & Landscaping Maintenance, Non-Capitalizable Equipment and other Professional Services.

PROJECT TITLE:
WEST HILLSBOROUGH FIRE STATION #20 REPLACEMENT
CIE REQUIREMENTS: N
LEVEL OF SERVICE IMPACT: N/A

PROJECT NUMBER: C91225000

PROGRAM: FIRE SERVICES

PROJECT DESCRIPTION:
Design and construct a new West Hillsborough Fire Station #20 Replacement on current site located at 7020 West Hillsborough Avenue. The station is at or near the end of its useful life and is dated in its design/features and requires increasing operating costs to maintain and keep functioning at the expected service level necessary to protect the citizens of Hillsborough County. The project includes furniture, fixtures and equipment (FF&E).

OPERATING COST IMPACT:
No significant change in operating cost is anticipated.

PROJECT COMPLETION DATE: Mar 2029

Neighborhood Community Area:
Town and Country

Sources of Funds (in $000s)	Total Estimated Sources	Prior Funding	FY 27 Carryforward	FY 27 Additional	FY 28	FY 29	FY 30	FY 31	Future
ARP Funds	$0	$0	$0	$0	$0	$0	$0	$0	$0
Community Invest. Tax IV	0	0	0	0	0	0	0	0	0
Financing	0	0	0	0	0	0	0	0	0
General Revenues-CW	0	0	0	0	0	0	0	0	0
General Revenues-R3M	0	0	0	0	0	0	0	0	0
General Revenues-UA	8,400	463	7,937	0	0	0	0	0	0
Grants & County Match	0	0	0	0	0	0	0	0	0
Impact Fees	0	0	0	0	0	0	0	0	0
Other	0	0	0	0	0	0	0	0	0
Undetermined	0	0	0	0	0	0	0	0	0
Subtotal FY 27			$7,937	$0					
Total	**$8,400**	**$463**	**$7,937**		**$0**	**$0**	**$0**	**$0**	**$0**

Uses of Funds (in $000s)	Total Estimated Cost	Prior Expenses	FY 27 Carryforward	FY 27 Additional	FY 28	FY 29	FY 30	FY 31	Future
Capital [1]	$8,400	$463	$7,937	$0	$0	$0	$0	$0	$0
Contributions [2]	0	0	0	0	0	0	0	0	0
Non-Capital [3]	0	0	0	0	0	0	0	0	0
Subtotal FY 27			$7,937	$0					
Total	**$8,400**	**$463**	**$7,937**		**$0**	**$0**	**$0**	**$0**	**$0**

[1] Capital includes, but is not limited to, expenses related to capitalizable Development, Design, Land Acquisition, Equipment, Construction and Administration required to complete the project.
[2] Contributions includes, but is not limited to, funding through an agreement to other Government Agencies, Youth Organizations, Cultural Service Organizations and other Non-Profit Organizations.
[3] Non-Capital includes, but is not limited to, expenses related to Building Maintenance, Grounds & Landscaping Maintenance, Non-Capitalizable Equipment and other Professional Services.

Hillsborough County Florida

For more information, contact the Management & Budget Department
(813) 272-5890 • HCFL.gov/Budget

Government Facilities Program



Hillsborough County Florida

For more information, contact the Management & Budget Department
(813) 272-5890 • HCFL.gov/Budget

GOVERNMENT FACILITIES PROGRAM
SOURCES AND USES OF FUNDS SUMMARY
(in thousands)

Sources of Funds:	TOTAL ESTIMATED SOURCES	PRIOR FUNDING	FY 27 Carryforward	FY 27 Additional	FY 28	FY 29	FY 30	FY 31	FUTURE
ARP Funds	$5,010	$4,997	$13	$0	$0	$0	$0	$0	$0
Community Invest. Tax I	377	377	0	0	0	0	0	0	0
Community Invest. Tax II	356	356	0	0	0	0	0	0	0
Community Invest. Tax III	1,377	665	486	225	0	0	0	0	0
Community Invest. Tax IV	35,331	18,682	6,149	10,500	0	0	0	0	0
Enterprise Fees	7,495	6,470	1,025	0	0	0	0	0	0
Financing	69,937	69,880	57	0	0	0	0	0	0
General Revenues-CW	217,001	44,442	136,797	30,638	1,888	1,238	1,000	1,000	0
General Revenues-R3M	135,390	57,781	41,710	31,099	1,200	1,200	1,200	1,200	0
General Revenues-UA	35,154	5,526	21,978	7,650	0	0	0	0	0
Grants & County Match	8,153	1,296	6,857	0	0	0	0	0	0
Library Fund	844	535	159	0	150	0	0	0	0
Other	2,252	0	2,252	0	0	0	0	0	0
Subtotal FY 27			$217,484	$80,111					
Total	$518,677	$211,007	$297,595		$3,238	$2,438	$2,200	$2,200	$0

TOTAL FY 27 - FY 31 = $307,670

Uses of Funds:	TOTAL ESTIMATED COST	PRIOR EXPENSES	FY 27 Carryforward	FY 27 Additional	FY 28	FY 29	FY 30	FY 31	FUTURE
Capital [1]	$174,868	$99,506	$57,087	$17,975	$300	$0	$0	$0	$0
Contributions [2]	42,644	21,584	12,547	3,538	1,738	1,238	1,000	1,000	0
Non-Capital [3]	301,165	89,916	147,850	58,599	1,200	1,200	1,200	1,200	0
Subtotal FY 27			$217,484	$80,111					
Total	$518,677	$211,007	$297,595		$3,238	$2,438	$2,200	$2,200	$0

TOTAL FY 27 - FY 31 = $307,670

[1] Capital includes, but is not limited to, expenses related to capitalizable Development, Design, Land Acquisition, Equipment, Construction and Administration required to complete the project.

[2] Contributions includes, but is not limited to, funding through an agreement to other Government Agencies, Youth Organizations, Cultural Service Organizations and other Non-Profit Organizatio

[3] Non-Capital includes, but is not limited to, expenses related to Building Maintenance, Grounds & Landscaping Maintenance, Non-Capitalizable Equipment and other Professional Services.

GOVERNMENT FACILITIES PROGRAM
COMPLETED AND CANCELED PROJECTS - FY 26

PROJECT NUMBER	PROJECT TITLE	ACTUAL/PROJECTED COMPLETION DATE (1)
COMPLETED PROJECTS		
C77879000	Community Based Step-Down Facility - ARP Act 3 Funds	Jun 2026
C77916000	Parking Garage Door Replacement and Repairs (R3M) (MP)	Jul 2026
C77894000	Pat Frank Court Building Court Rooms	Aug 2026
C77925000	PSOC HVAC Chillers Replacement (R3M)	Jul 2026
C77945000	Surplus Warehouse Roof Replacement (R3M)	Sep 2026
C77890000	Tampa Bay Water Land Acquisition	Sep 2026
C77909000	Zack Street Parking Garage Fire Pump Replacement (R3M	Jul 2026

(1) - Includes projects anticipated to be completed by 9/30/26

GOVERNMENT FACILITIES PROGRAM
PROJECTS SUMMARY SCHEDULE
(in thousands)

PROJECT NUMBER	PROJECT TITLE	TOTAL ESTIMATED COST	PRIOR EXPENSES	FY 27		FY 28	FY 29	FY 30	FY 31	FUTURE	PROJECT COMPLETION DATE
				Carryforward	Additional						
C77930000	A Kids Place of Tampa Bay Capital Contribution	$301	$0	$301	$0	$0	$0	$0	$0	$0	Contribution
C77886000	African American Arts & Cultural Center	15,502	1,886	13,616	0	0	0	0	0	0	TBD
C77932000	Calhoun Head Start Modular Units Replacement	1,260	25	635	600	0	0	0	0	0	TBD
C77906000	Central Energy Plant Repairs and Major Service (R3M)	3,500	1,716	1,784	0	0	0	0	0	0	Sep 2028
C77855000	Children's Services Facility	525	29	496	0	0	0	0	0	0	TBD
C77941000	Clerk Records Warehouse HVAC Replacement (R3M)	1,000	200	800	0	0	0	0	0	0	Sep 2027
C77961000*	Clerk's Records Warehouse	4,000	0	0	4,000	0	0	0	0	0	TBD
C77879000	Community Based Step-Down Facility - ARP Act 3 Funds	5,010	4,997	13	0	0	0	0	0	0	Post Construction
C77908000	Community Based Step-Down Facility Renovations (R3M)	500	422	78	0	0	0	0	0	0	Jan 2027
C77832002	Consolidated & Hardened Maintenance Facilities - East Service Unit	32,210	30,735	1,475	0	0	0	0	0	0	Post Construction
C77829000	County Center Air Handler Replacements	13,400	11,827	1,573	0	0	0	0	0	0	Jun 2027
C77875000	County Center Carpet Replacement (R3M)	900	530	370	0	0	0	0	0	0	Sep 2028
C77958000*	County Center HVAC Controls Replacement (R3M)	1,000	0	0	1,000	0	0	0	0	0	Sep 2028
C77919000	County Center Waterproofing	4,000	45	1,955	2,000	0	0	0	0	0	TBD
C77910000	Countywide Flooring Replacement (R3M) (MP)	1,500	379	371	750	0	0	0	0	0	Ongoing
C77938000	Countywide HVAC Replacements (R3M) (MP)	4,000	629	1,371	2,000	0	0	0	0	0	Ongoing
C77867000	Countywide Painting (R3M) (MP)	700	234	366	100	0	0	0	0	0	Ongoing
C77866000	Countywide Parking Lot and Pavement Renovations (R3M) (MP)	2,050	1,033	17	1,000	0	0	0	0	0	Ongoing
CM1200000	Countywide R3M Program (MP)	50,435	23,876	15,436	11,124	0	0	0	0	0	Ongoing
C77960000*	Countywide Roof Replacements (R3M) (MP)	2,000	0	0	2,000	0	0	0	0	0	Ongoing
C77896000	Courthouse Access Control - Various Location (MP)	750	450	300	0	0	0	0	0	0	Ongoing
C77847000	Courthouse Land Acquisition	2,932	2,682	250	0	0	0	0	0	0	Post Construction
C77926000	Cuban Civic Club Capital Contribution	350	150	200	0	0	0	0	0	0	Contribution
C77964000*	Downtown Courtroom Renovations and Expansions (MP)	7,000	0	0	7,000	0	0	0	0	0	TBD
C77911000	Downtown Elevator Modernization (R3M) (MP)	11,500	48	5,452	1,200	1,200	1,200	1,200	1,200	0	Ongoing
C77864000	Edgecomb Courthouse Carpet Replacements (R3M)	500	217	283	0	0	0	0	0	0	Post Construction
C77957000*	Edgecomb Courthouse HVAC Replacement (R3M)	750	0	0	750	0	0	0	0	0	Sep 2028
C77946000	Edgecomb Courthouse Judge's Chambers Renovations (R3M)	300	100	200	0	0	0	0	0	0	Sep 2027
C77881000	Edgecomb Courthouse Lighting Control and Replacement (R3M)	1,050	951	99	0	0	0	0	0	0	Sep 2027
C77942000	Edgecomb Courthouse Roof Replacement (R3M)	1,600	384	1,216	0	0	0	0	0	0	Sep 2027
C77841000	Emergency Generators at Various Locations (MP)	22,926	16,100	5,026	1,800	0	0	0	0	0	Ongoing
C77934000	EPC Complex Building Waterproofing (R3M)	850	100	750	0	0	0	0	0	0	Sep 2027
C77824000	ERP System Enhancements	22,534	13,525	9,009	0	0	0	0	0	0	TBD

GOVERNMENT FACILITIES PROGRAM
PROJECTS SUMMARY SCHEDULE
(in thousands)

PROJECT NUMBER	PROJECT TITLE	TOTAL ESTIMATED COST	PRIOR EXPENSES	FY 27		FY 28	FY 29	FY 30	FY 31	FUTURE	PROJECT COMPLETION DATE
				Carryforward	Additional						
C77927000	Faith Action Ministry Alliance Capital Contribution	250	57	193	0	0	0	0	0	0	Contribution
C77880000	Falkenburg Clerk Generator Replacement (R3M)	2,500	932	1,568	0	0	0	0	0	0	Sep 2027
C77860000	Falkenburg Rd Clerk Warehouse Air Handler & Chiller Replacement (R3M)	1,750	1,241	509	0	0	0	0	0	0	Sep 2027
C77859000	Film Studio / Film School	2,000	0	2,000	0	0	0	0	0	0	TBD
C77885000	Former Department of Juvenile Justice Site Renovations (R3M)	500	123	377	0	0	0	0	0	0	Sep 2028
C77948000	Gracepoint Mariposa Women's Psychiatric Hospital	950	0	238	238	238	238	0	0	0	Contribution
C77940000	Hanna Road Facility Generator Replacement (R3M)	750	137	613	0	0	0	0	0	0	Sep 2027
C77939000	Hanna Road Facility HVAC Replacements (R3M)	2,000	200	1,800	0	0	0	0	0	0	Sep 2027
C77949000	Healthcare Workforce Affordable Housing - TGH and USF	1,940	0	940	500	500	0	0	0	0	Contribution
C77951000	Highland Pines Outreach Center Capital Contribution	100	0	100	0	0	0	0	0	0	Contribution
C77899000	Historic 1914 School in Plant City Capital Improvements	1,750	1,500	250	0	0	0	0	0	0	Contribution
C77796000	Historic Preservation Matching Fund Program (MP)	19,414	10,119	4,295	1,000	1,000	1,000	1,000	1,000	0	Ongoing
C77710000	Indoor Air Quality Measures / Environmental Remediation (MP)	1,530	930	600	0	0	0	0	0	0	Ongoing
C77897000	Jail Maintenance	50,000	10,000	40,000	0	0	0	0	0	0	Sheriff Project
C77952000	Lighthouse Gospel Mission & Faith Home Capital Contribution	100	0	100	0	0	0	0	0	0	Contribution
C77929000	Meacham Urban Farm Capital Contribution	125	0	125	0	0	0	0	0	0	Contribution
C77933000	Medical Examiner Chiller Replacements (R3M)	1,750	510	490	750	0	0	0	0	0	Sep 2027
C77921000	Medical Examiner Facility Expansion	11,500	97	11,403	0	0	0	0	0	0	Apr 2030
C77913000	Medical Examiner Morgue Cooler Replacement	3,300	117	3,183	0	0	0	0	0	0	Jan 2028
C77954000*	Mort Head Start Roof Replacement (R3M)	175	0	0	175	0	0	0	0	0	Sep 2027
C77903000	MOSI Chiller Replacement-County Occupied West Bldg (R3M)	1,700	946	4	750	0	0	0	0	0	Sep 2027
C77905000	MOSI Concrete Tile Roof Replacement-County Occupied West Bldg(R3M)	250	0	250	0	0	0	0	0	0	Sep 2027
C77917000	MOSI Dome Roof and Waterproofing (R3M)	750	145	605	0	0	0	0	0	0	Sep 2027
C77950000	MOSI East Building Demolition	1,000	400	600	0	0	0	0	0	0	Dec 2026
C77956000*	MOSI Fire Exhaust Fan Replacements (R3M)	450	0	0	450	0	0	0	0	0	Sep 2027
C77937000	MOSI HVAC Controls Replacement (R3M)	750	0	750	0	0	0	0	0	0	Sep 2027
C77904000	MOSI Vegetative Roof Replacement-County Occupied West Bldg (R3M)	350	0	350	0	0	0	0	0	0	Sep 2027
C77854000	New Adult Day Health Services Center - South County	3,230	0	3,230	0	0	0	0	0	0	TBD
C77944000	Pat Frank Court Building Flooring Replacement (R3M)	2,750	350	400	2,000	0	0	0	0	0	Sep 2027
C77943000	Pat Frank Court Building Roof Replacement (R3M)	2,000	250	1,750	0	0	0	0	0	0	Sep 2027
C77931000	Pepin Academies Capital Contribution	150	0	150	0	0	0	0	0	0	Contribution
C77922000	Pet Resources Facility Replacement	13,000	78	7,922	5,000	0	0	0	0	0	TBD
C77935000	Premiere Drive Emergency Generator Replacement (R3M)	600	0	600	0	0	0	0	0	0	Sep 2027
C77936000	Premiere Drive HVAC Replacement (R3M)	500	0	500	0	0	0	0	0	0	Sep 2027

GOVERNMENT FACILITIES PROGRAM
PROJECTS SUMMARY SCHEDULE
(in thousands)

PROJECT NUMBER	PROJECT TITLE	TOTAL ESTIMATED COST	PRIOR EXPENSES	FY 27		FY 28	FY 29	FY 30	FY 31	FUTURE	PROJECT COMPLETION DATE
				Carryforward	Additional						
C70000000	Public Art Program (MP)	7,535	4,305	2,705	225	300	0	0	0	0	Ongoing
C77892000	Public Defender First Floor Security Lobby	900	63	837	0	0	0	0	0	0	Feb 2028
C77893000	Public Defender Office Renovations	2,750	133	2,617	0	0	0	0	0	0	Jun 2028
C77857000	Security Enhancements at County Facilities (MP)	7,425	3,130	3,295	1,000	0	0	0	0	0	Ongoing
C77962000*	Sheriff's Infrastructure Maintenance	3,300	0	0	3,300	0	0	0	0	0	Sheriff Project
C77963000*	Sheriff's IT & Communications Equipment	7,200	0	0	7,200	0	0	0	0	0	Sheriff Project
C77920000	Sheriff's Operations Center Relocation	85,009	24,168	45,841	15,000	0	0	0	0	0	Sheriff Project
C77902000	Sheriff's Training Facility	15,100	15,037	63	0	0	0	0	0	0	Sheriff Project
C77889000	Solar Projects Various Buildings Phase 2 (MP)	2,482	634	1,698	150	0	0	0	0	0	Ongoing
C77914000	Soul Walk African American Heritage Trail - Public Art on Franklin Street	250	0	250	0	0	0	0	0	0	Contribution
C77840000	South County Cultural Arts Center	350	10	340	0	0	0	0	0	0	TBD
C77955000*	Storage Canopy for Emergency Generators (R3M)	300	0	0	300	0	0	0	0	0	Sep 2028
C77945000	Surplus Warehouse Roof Replacement (R3M)	500	341	159	0	0	0	0	0	0	Post Construction
C77918000	Tax Collector Capital Improvements	3,000	0	3,000	0	0	0	0	0	0	TBD
C77953000	The Skills Center, Inc. Capital Contribution	229	0	229	0	0	0	0	0	0	Contribution
C77959000*	Town & Country Commons Chillers & HVAC Replacements (R3M)	1,000	0	0	1,000	0	0	0	0	0	Sep 2027
C77912000	Unincorporated Flooring Replacement (R3M) (MP)	200	40	160	0	0	0	0	0	0	Ongoing
C77947000	Unincorporated HVAC Replacements (R3M) (MP)	1,000	0	1,000	0	0	0	0	0	0	Ongoing
C77869000	Unincorporated Painting Multiple Buildings (R3M) (MP)	900	648	252	0	0	0	0	0	0	Ongoing
C77868000	Unincorporated Parking Lot and Pavement Renovations (R3M) (MP)	2,400	1,834	566	0	0	0	0	0	0	Ongoing
CM1300000	Unincorporated R3M Program (MP)	28,000	19,265	2,985	5,750	0	0	0	0	0	Ongoing
C77806000	West Tampa Community Resource Center	2,000	0	2,000	0	0	0	0	0	0	TBD
C77928000	Wimauma Community Center - Enterprising Latinas	150	0	150	0	0	0	0	0	0	Contribution
	Subtotal FY 27			$217,484	$80,111						
	Total Government Facilities Program	$518,677	$211,007	$297,595		$3,238	$2,438	$2,200	$2,200	$0	

TOTAL FY 27 - FY 31 = $307,670

* New Project TBD - To Be Determined

(MP) - Master Project - A listing of sub-projects under this master project will appear in the Appendix section of the CIP document.

Note: Some projects have "Post Construction" in the Project Completion Date column. These projects have finished their primary construction phases and may have been placed in use; nevertheless, these projects still have unspent balances that are earmarked for post-construction project costs.

PROJECT TITLE:
A KIDS PLACE OF TAMPA BAY CAPITAL CONTRIBUTION
CIE REQUIREMENTS: N
LEVEL OF SERVICE IMPACT: N/A

PROJECT NUMBER: C77930000

PROGRAM: GOVERNMENT FACILITIES

PROJECT DESCRIPTION:
Construction of two restrooms adjacent to the pool area for the new children's activity center. This will enhance the recreational and educational facilities for youth in foster care within Hillsborough County.

OPERATING COST IMPACT:
There will be no operating cost impact to the County.

PROJECT COMPLETION DATE: Contribution

Neighborhood Community Area:
Brandon

Sources of Funds (in $000s)	Total Estimated Sources	Prior Funding	FY 27 Carryforward	FY 27 Additional	FY 28	FY 29	FY 30	FY 31	Future
ARP Funds	$0	$0	$0	$0	$0	$0	$0	$0	$0
Community Invest. Tax I	0	0	0	0	0	0	0	0	0
Community Invest. Tax II	0	0	0	0	0	0	0	0	0
Community Invest. Tax III	0	0	0	0	0	0	0	0	0
Community Invest. Tax IV	0	0	0	0	0	0	0	0	0
Enterprise Fees	0	0	0	0	0	0	0	0	0
Financing	0	0	0	0	0	0	0	0	0
General Revenues-CW	301	0	301	0	0	0	0	0	0
General Revenues-R3M	0	0	0	0	0	0	0	0	0
General Revenues-UA	0	0	0	0	0	0	0	0	0
Grants & County Match	0	0	0	0	0	0	0	0	0
Library Fund	0	0	0	0	0	0	0	0	0
Other	0	0	0	0	0	0	0	0	0
Undetermined	0	0	0	0	0	0	0	0	0
Subtotal FY 27			$301	$0					
Total	**$301**	**$0**	**$301**		**$0**	**$0**	**$0**	**$0**	**$0**

Uses of Funds (in $000s)	Total Estimated Cost	Prior Expenses	FY 27 Carryforward	FY 27 Additional	FY 28	FY 29	FY 30	FY 31	Future
Capital [1]	$0	$0	$0	$0	$0	$0	$0	$0	$0
Contributions [2]	301	0	301	0	0	0	0	0	0
Non-Capital [3]	0	0	0	0	0	0	0	0	0
Subtotal FY 27			$301	$0					
Total	**$301**	**$0**	**$301**		**$0**	**$0**	**$0**	**$0**	**$0**

[1] Capital includes, but is not limited to, expenses related to capitalizable Development, Design, Land Acquisition, Equipment, Construction and Administration required to complete the project.
[2] Contributions includes, but is not limited to, funding through an agreement to other Government Agencies, Youth Organizations, Cultural Service Organizations and other Non-Profit Organizations.
[3] Non-Capital includes, but is not limited to, expenses related to Building Maintenance, Grounds & Landscaping Maintenance, Non-Capitalizable Equipment and other Professional Services.

PROJECT TITLE:
AFRICAN AMERICAN ARTS & CULTURAL CENTER
CIE REQUIREMENTS: N
LEVEL OF SERVICE IMPACT: N/A

PROJECT NUMBER: C77886000

PROGRAM: GOVERNMENT FACILITIES

PROJECT DESCRIPTION:
Design of a new 50,000 sq ft African American Arts and Cultural Center, to be located on the BOCC-designated County-owned property at 2103 N. Rome Avenue, Tampa FL 33609 (known as the West Tampa Resource/Service Center). The existing buildings on the property are anticipated to be demolished and replaced by the new facility. Construction funding is anticipated in the future.

OPERATING COST IMPACT:
To be determined.

PROJECT COMPLETION DATE: TBD

Neighborhood Community Area:
City of Tampa

Sources of Funds (in $000s)	Total Estimated Sources	Prior Funding	FY 27 Carryforward	FY 27 Additional	FY 28	FY 29	FY 30	FY 31	Future
ARP Funds	$0	$0	$0	$0	$0	$0	$0	$0	$0
Community Invest. Tax I	0	0	0	0	0	0	0	0	0
Community Invest. Tax II	0	0	0	0	0	0	0	0	0
Community Invest. Tax III	0	0	0	0	0	0	0	0	0
Community Invest. Tax IV	4,000	633	3,367	0	0	0	0	0	0
Enterprise Fees	0	0	0	0	0	0	0	0	0
Financing	0	0	0	0	0	0	0	0	0
General Revenues-CW	4,500	3	4,497	0	0	0	0	0	0
General Revenues-R3M	0	0	0	0	0	0	0	0	0
General Revenues-UA	0	0	0	0	0	0	0	0	0
Grants & County Match	6,750	1,250	5,500	0	0	0	0	0	0
Library Fund	0	0	0	0	0	0	0	0	0
Other	252	0	252	0	0	0	0	0	0
Undetermined	0	0	0	0	0	0	0	0	0
Subtotal FY 27			$13,616	$0					
Total	**$15,502**	**$1,886**	**$13,616**		**$0**	**$0**	**$0**	**$0**	**$0**

Uses of Funds (in $000s)	Total Estimated Cost	Prior Expenses	FY 27 Carryforward	FY 27 Additional	FY 28	FY 29	FY 30	FY 31	Future
Capital [1]	$15,501	$1,886	$13,616	$0	$0	$0	$0	$0	$0
Contributions [2]	0	0	0	0	0	0	0	0	0
Non-Capital [3]	0	0	0	0	0	0	0	0	0
Subtotal FY 27			$13,616	$0					
Total	**$15,502**	**$1,886**	**$13,616**		**$0**	**$0**	**$0**	**$0**	**$0**

[1] Capital includes, but is not limited to, expenses related to capitalizable Development, Design, Land Acquisition, Equipment, Construction and Administration required to complete the project.
[2] Contributions includes, but is not limited to, funding through an agreement to other Government Agencies, Youth Organizations, Cultural Service Organizations and other Non-Profit Organizations.
[3] Non-Capital includes, but is not limited to, expenses related to Building Maintenance, Grounds & Landscaping Maintenance, Non-Capitalizable Equipment and other Professional Services.

PROJECT TITLE: **PROJECT NUMBER: C77932000**

CALHOUN HEAD START MODULAR UNITS REPLACEMENT

CIE REQUIREMENTS: N

LEVEL OF SERVICE IMPACT: N/A **PROGRAM: GOVERNMENT FACILITIES**

PROJECT DESCRIPTION:

Replace three modular units at Calhoun Head Start (2911 East Henry Avenue Tampa FL, 33100). The existing three units have exceeded their useful life (over 30 years old).

OPERATING COST IMPACT:

No significant change in operating cost is anticipated.

PROJECT COMPLETION DATE: TBD

Neighborhood Community Area:

City of Tampa

Sources of Funds (in $000s)	Total Estimated Sources	Prior Funding	FY 27 Carryforward	FY 27 Additional	FY 28	FY 29	FY 30	FY 31	Future
ARP Funds	$0	$0	$0	$0	$0	$0	$0	$0	$0
Community Invest. Tax I	0	0	0	0	0	0	0	0	0
Community Invest. Tax II	0	0	0	0	0	0	0	0	0
Community Invest. Tax III	0	0	0	0	0	0	0	0	0
Community Invest. Tax IV	0	0	0	0	0	0	0	0	0
Enterprise Fees	0	0	0	0	0	0	0	0	0
Financing	0	0	0	0	0	0	0	0	0
General Revenues-CW	1,260	25	635	600	0	0	0	0	0
General Revenues-R3M	0	0	0	0	0	0	0	0	0
General Revenues-UA	0	0	0	0	0	0	0	0	0
Grants & County Match	0	0	0	0	0	0	0	0	0
Library Fund	0	0	0	0	0	0	0	0	0
Other	0	0	0	0	0	0	0	0	0
Undetermined	0	0	0	0	0	0	0	0	0
Subtotal FY 27			$635	$600					
Total	**$1,260**	**$25**	**$1,235**		**$0**	**$0**	**$0**	**$0**	**$0**

Uses of Funds (in $000s)	Total Estimated Cost	Prior Expenses	FY 27 Carryforward	FY 27 Additional	FY 28	FY 29	FY 30	FY 31	Future
Capital [1]	$1,260	$25	$635	$600	$0	$0	$0	$0	$0
Contributions [2]	0	0	0	0	0	0	0	0	0
Non-Capital [3]	0	0	0	0	0	0	0	0	0
Subtotal FY 27			$635	$600					
Total	**$1,260**	**$25**	**$1,235**		**$0**	**$0**	**$0**	**$0**	**$0**

[1] Capital includes, but is not limited to, expenses related to capitalizable Development, Design, Land Acquisition, Equipment, Construction and Administration required to complete the project.
[2] Contributions includes, but is not limited to, funding through an agreement to other Government Agencies, Youth Organizations, Cultural Service Organizations and other Non-Profit Organizations.
[3] Non-Capital includes, but is not limited to, expenses related to Building Maintenance, Grounds & Landscaping Maintenance, Non-Capitalizable Equipment and other Professional Services.

PROJECT TITLE: **PROJECT NUMBER: C77906000**

CENTRAL ENERGY PLANT REPAIRS AND MAJOR SERVICE (R3M)

CIE REQUIREMENTS: N

LEVEL OF SERVICE IMPACT: N/A **PROGRAM: GOVERNMENT FACILITIES**

PROJECT DESCRIPTION:

Project is for the replacement of end of life components and performance of major maintenance to the chiller plant servicing downtown County facilities.

OPERATING COST IMPACT:

No significant change in operating cost is anticipated.

PROJECT COMPLETION DATE: Sep 2028

Neighborhood Community Area:

City of Tampa

Sources of Funds (in $000s)	Total Estimated Sources	Prior Funding	FY 27 Carryforward	FY 27 Additional	FY 28	FY 29	FY 30	FY 31	Future
ARP Funds	$0	$0	$0	$0	$0	$0	$0	$0	$0
Community Invest. Tax I	0	0	0	0	0	0	0	0	0
Community Invest. Tax II	0	0	0	0	0	0	0	0	0
Community Invest. Tax III	0	0	0	0	0	0	0	0	0
Community Invest. Tax IV	0	0	0	0	0	0	0	0	0
Enterprise Fees	0	0	0	0	0	0	0	0	0
Financing	0	0	0	0	0	0	0	0	0
General Revenues-CW	1,500	0	1,500	0	0	0	0	0	0
General Revenues-R3M	2,000	1,716	284	0	0	0	0	0	0
General Revenues-UA	0	0	0	0	0	0	0	0	0
Grants & County Match	0	0	0	0	0	0	0	0	0
Library Fund	0	0	0	0	0	0	0	0	0
Other	0	0	0	0	0	0	0	0	0
Undetermined	0	0	0	0	0	0	0	0	0
Subtotal FY 27			$1,784	$0					
Total	**$3,500**	**$1,716**	**$1,784**		**$0**	**$0**	**$0**	**$0**	**$0**

Uses of Funds (in $000s)	Total Estimated Cost	Prior Expenses	FY 27 Carryforward	FY 27 Additional	FY 28	FY 29	FY 30	FY 31	Future
Capital [1]	$0	$0	$0	$0	$0	$0	$0	$0	$0
Contributions [2]	0	0	0	0	0	0	0	0	0
Non-Capital [3]	3,500	1,716	1,784	0	0	0	0	0	0
Subtotal FY 27			$1,784	$0					
Total	**$3,500**	**$1,716**	**$1,784**		**$0**	**$0**	**$0**	**$0**	**$0**

[1] Capital includes, but is not limited to, expenses related to capitalizable Development, Design, Land Acquisition, Equipment, Construction and Administration required to complete the project.
[2] Contributions includes, but is not limited to, funding through an agreement to other Government Agencies, Youth Organizations, Cultural Service Organizations and other Non-Profit Organizations.
[3] Non-Capital includes, but is not limited to, expenses related to Building Maintenance, Grounds & Landscaping Maintenance, Non-Capitalizable Equipment and other Professional Services.

PROJECT TITLE:
CHILDREN'S SERVICES FACILITY
CIE REQUIREMENTS: N
LEVEL OF SERVICE IMPACT: N/A

PROJECT NUMBER: C77855000

PROGRAM: GOVERNMENT FACILITIES

PROJECT DESCRIPTION:
The project will provide planning and design in support of a future relocated Children's Services program needs.

OPERATING COST IMPACT:
To be determined.

PROJECT COMPLETION DATE: TBD

Neighborhood Community Area:
Greater Carrollwood Northdale

Sources of Funds (in $000s)	Total Estimated Sources	Prior Funding	FY 27 Carryforward	FY 27 Additional	FY 28	FY 29	FY 30	FY 31	Future
ARP Funds	$0	$0	$0	$0	$0	$0	$0	$0	$0
Community Invest. Tax I	0	0	0	0	0	0	0	0	0
Community Invest. Tax II	0	0	0	0	0	0	0	0	0
Community Invest. Tax III	0	0	0	0	0	0	0	0	0
Community Invest. Tax IV	0	0	0	0	0	0	0	0	0
Enterprise Fees	0	0	0	0	0	0	0	0	0
Financing	0	0	0	0	0	0	0	0	0
General Revenues-CW	525	29	496	0	0	0	0	0	0
General Revenues-R3M	0	0	0	0	0	0	0	0	0
General Revenues-UA	0	0	0	0	0	0	0	0	0
Grants & County Match	0	0	0	0	0	0	0	0	0
Library Fund	0	0	0	0	0	0	0	0	0
Other	0	0	0	0	0	0	0	0	0
Undetermined	0	0	0	0	0	0	0	0	0
Subtotal FY 27			$496	$0					
Total	**$525**	**$29**	**$496**		**$0**	**$0**	**$0**	**$0**	**$0**

Uses of Funds (in $000s)	Total Estimated Cost	Prior Expenses	FY 27 Carryforward	FY 27 Additional	FY 28	FY 29	FY 30	FY 31	Future
Capital [1]	$29	$29	$0	$0	$0	$0	$0	$0	$0
Contributions [2]	0	0	0	0	0	0	0	0	0
Non-Capital [3]	496	0	496	0	0	0	0	0	0
Subtotal FY 27			$496	$0					
Total	**$525**	**$29**	**$496**		**$0**	**$0**	**$0**	**$0**	**$0**

[1] Capital includes, but is not limited to, expenses related to capitalizable Development, Design, Land Acquisition, Equipment, Construction and Administration required to complete the project.
[2] Contributions includes, but is not limited to, funding through an agreement to other Government Agencies, Youth Organizations, Cultural Service Organizations and other Non-Profit Organizations.
[3] Non-Capital includes, but is not limited to, expenses related to Building Maintenance, Grounds & Landscaping Maintenance, Non-Capitalizable Equipment and other Professional Services.

PROJECT TITLE:
CLERK RECORDS WAREHOUSE HVAC REPLACEMENT (R3M)
CIE REQUIREMENTS: N
LEVEL OF SERVICE IMPACT: N/A

PROJECT NUMBER: C77941000

PROGRAM: GOVERNMENT FACILITIES

PROJECT DESCRIPTION:
Project is to replace the air handlers serving the Clerk Records Warehouse located at the Falkenburg complex north building that have reached their life expectancy.

OPERATING COST IMPACT:
No significant change in operating cost is anticipated.

PROJECT COMPLETION DATE: Sep 2027

Neighborhood Community Area:
Brandon

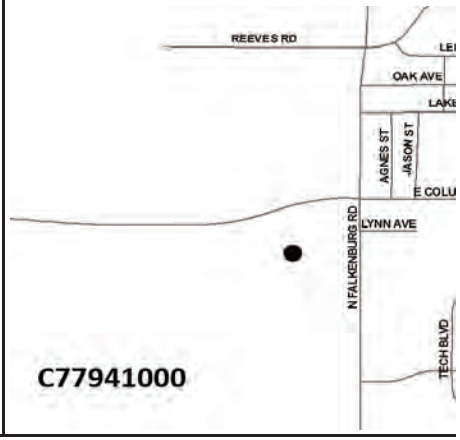

Sources of Funds (in $000s)	Total Estimated Sources	Prior Funding	FY 27 Carryforward	FY 27 Additional	FY 28	FY 29	FY 30	FY 31	Future
ARP Funds	$0	$0	$0	$0	$0	$0	$0	$0	$0
Community Invest. Tax I	0	0	0	0	0	0	0	0	0
Community Invest. Tax II	0	0	0	0	0	0	0	0	0
Community Invest. Tax III	0	0	0	0	0	0	0	0	0
Community Invest. Tax IV	0	0	0	0	0	0	0	0	0
Enterprise Fees	0	0	0	0	0	0	0	0	0
Financing	0	0	0	0	0	0	0	0	0
General Revenues-CW	0	0	0	0	0	0	0	0	0
General Revenues-R3M	1,000	200	800	0	0	0	0	0	0
General Revenues-UA	0	0	0	0	0	0	0	0	0
Grants & County Match	0	0	0	0	0	0	0	0	0
Library Fund	0	0	0	0	0	0	0	0	0
Other	0	0	0	0	0	0	0	0	0
Undetermined	0	0	0	0	0	0	0	0	0
Subtotal FY 27			$800	$0					
Total	**$1,000**	**$200**	**$800**		**$0**	**$0**	**$0**	**$0**	**$0**

Uses of Funds (in $000s)	Total Estimated Cost	Prior Expenses	FY 27 Carryforward	FY 27 Additional	FY 28	FY 29	FY 30	FY 31	Future
Capital [1]	$0	$0	$0	$0	$0	$0	$0	$0	$0
Contributions [2]	0	0	0	0	0	0	0	0	0
Non-Capital [3]	1,000	200	800	0	0	0	0	0	0
Subtotal FY 27			$800	$0					
Total	**$1,000**	**$200**	**$800**		**$0**	**$0**	**$0**	**$0**	**$0**

[1] Capital includes, but is not limited to, expenses related to capitalizable Development, Design, Land Acquisition, Equipment, Construction and Administration required to complete the project.
[2] Contributions includes, but is not limited to, funding through an agreement to other Government Agencies, Youth Organizations, Cultural Service Organizations and other Non-Profit Organizations.
[3] Non-Capital includes, but is not limited to, expenses related to Building Maintenance, Grounds & Landscaping Maintenance, Non-Capitalizable Equipment and other Professional Services.

PROJECT TITLE:
CLERK'S RECORDS WAREHOUSE
CIE REQUIREMENTS: N
LEVEL OF SERVICE IMPACT: N/A

PROJECT NUMBER: C77961000

PROGRAM: GOVERNMENT FACILITIES

PROJECT DESCRIPTION:
Feasibility study and needs assessment to develop a scope for a potential new warehouse to replace the existing facility.

Neighborhood Community Area:
Brandon

OPERATING COST IMPACT:
To be determined.

PROJECT COMPLETION DATE: TBD

Sources of Funds (in $000s)	Total Estimated Sources	Prior Funding	FY 27 Carryforward	FY 27 Additional	FY 28	FY 29	FY 30	FY 31	Future
ARP Funds	$0	$0	$0	$0	$0	$0	$0	$0	$0
Community Invest. Tax I	0	0	0	0	0	0	0	0	0
Community Invest. Tax II	0	0	0	0	0	0	0	0	0
Community Invest. Tax III	0	0	0	0	0	0	0	0	0
Community Invest. Tax IV	0	0	0	0	0	0	0	0	0
Enterprise Fees	0	0	0	0	0	0	0	0	0
Financing	0	0	0	0	0	0	0	0	0
General Revenues-CW	4,000	0	0	4,000	0	0	0	0	0
General Revenues-R3M	0	0	0	0	0	0	0	0	0
General Revenues-UA	0	0	0	0	0	0	0	0	0
Grants & County Match	0	0	0	0	0	0	0	0	0
Library Fund	0	0	0	0	0	0	0	0	0
Other	0	0	0	0	0	0	0	0	0
Undetermined	0	0	0	0	0	0	0	0	0
Subtotal FY 27			$0	$4,000					
Total	**$4,000**	**$0**	**$4,000**		**$0**	**$0**	**$0**	**$0**	**$0**

Uses of Funds (in $000s)	Total Estimated Cost	Prior Expenses	FY 27 Carryforward	FY 27 Additional	FY 28	FY 29	FY 30	FY 31	Future
Capital [1]	$4,000	$0	$0	$4,000	$0	$0	$0	$0	$0
Contributions [2]	0	0	0	0	0	0	0	0	0
Non-Capital [3]	0	0	0	0	0	0	0	0	0
Subtotal FY 27			$0	$4,000					
Total	**$4,000**	**$0**	**$4,000**		**$0**	**$0**	**$0**	**$0**	**$0**

[1] Capital includes, but is not limited to, expenses related to capitalizable Development, Design, Land Acquisition, Equipment, Construction and Administration required to complete the project.
[2] Contributions includes, but is not limited to, funding through an agreement to other Government Agencies, Youth Organizations, Cultural Service Organizations and other Non-Profit Organizations.
[3] Non-Capital includes, but is not limited to, expenses related to Building Maintenance, Grounds & Landscaping Maintenance, Non-Capitalizable Equipment and other Professional Services.

PROJECT TITLE:
COMMUNITY BASED STEP-DOWN FACILITY - ARP ACT 3 FUNDS
CIE REQUIREMENTS: N
LEVEL OF SERVICE IMPACT: N/A

PROJECT NUMBER: C77879000

PROGRAM: GOVERNMENT FACILITIES

PROJECT DESCRIPTION:
This project will renovate the former Sheriff's Work Release Center located at 1800 Orient Road to offer comprehensive services for participants exiting the local County jail who suffer from substance abuse and behavioral health related issues. The program would provide wrap-around services and ensure participants receive a warm hand off from exiting the jail to the step-down facility. A local community treatment provider will serve as the lead entity for the project along with support from other local nonprofit providers.

Neighborhood Community Area:
City of Tampa

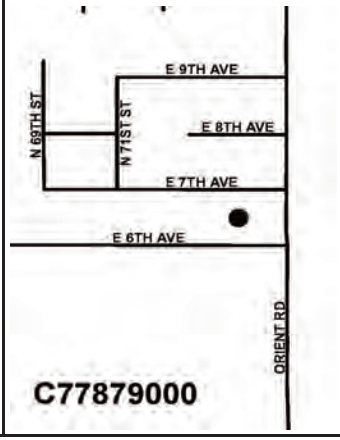

OPERATING COST IMPACT:
Operating costs included in current budget.

PROJECT COMPLETION DATE: Post Construction

Sources of Funds (in $000s)	Total Estimated Sources	Prior Funding	FY 27 Carryforward	FY 27 Additional	FY 28	FY 29	FY 30	FY 31	Future
ARP Funds	$5,010	$4,997	$13	$0	$0	$0	$0	$0	$0
Community Invest. Tax I	0	0	0	0	0	0	0	0	0
Community Invest. Tax II	0	0	0	0	0	0	0	0	0
Community Invest. Tax III	0	0	0	0	0	0	0	0	0
Community Invest. Tax IV	0	0	0	0	0	0	0	0	0
Enterprise Fees	0	0	0	0	0	0	0	0	0
Financing	0	0	0	0	0	0	0	0	0
General Revenues-CW	0	0	0	0	0	0	0	0	0
General Revenues-R3M	0	0	0	0	0	0	0	0	0
General Revenues-UA	0	0	0	0	0	0	0	0	0
Grants & County Match	0	0	0	0	0	0	0	0	0
Library Fund	0	0	0	0	0	0	0	0	0
Other	0	0	0	0	0	0	0	0	0
Undetermined	0	0	0	0	0	0	0	0	0
Subtotal FY 27			$13	$0					
Total	**$5,010**	**$4,997**	**$13**		**$0**	**$0**	**$0**	**$0**	**$0**

Uses of Funds (in $000s)	Total Estimated Cost	Prior Expenses	FY 27 Carryforward	FY 27 Additional	FY 28	FY 29	FY 30	FY 31	Future
Capital [1]	$5,010	$4,997	$13	$0	$0	$0	$0	$0	$0
Contributions [2]	0	0	0	0	0	0	0	0	0
Non-Capital [3]	0	0	0	0	0	0	0	0	0
Subtotal FY 27			$13	$0					
Total	**$5,010**	**$4,997**	**$13**		**$0**	**$0**	**$0**	**$0**	**$0**

[1] Capital includes, but is not limited to, expenses related to capitalizable Development, Design, Land Acquisition, Equipment, Construction and Administration required to complete the project.
[2] Contributions includes, but is not limited to, funding through an agreement to other Government Agencies, Youth Organizations, Cultural Service Organizations and other Non-Profit Organizations.
[3] Non-Capital includes, but is not limited to, expenses related to Building Maintenance, Grounds & Landscaping Maintenance, Non-Capitalizable Equipment and other Professional Services.

PROJECT TITLE: COMMUNITY BASED STEP-DOWN FACILITY RENOVATIONS (R3M)
PROJECT NUMBER: C77908000
CIE REQUIREMENTS: N
LEVEL OF SERVICE IMPACT: N/A
PROGRAM: GOVERNMENT FACILITIES

PROJECT DESCRIPTION:
Renovations to existing end of useful life building systems to support Community Step-Down facility improvements at 1800 Orient Road.

Neighborhood Community Area:
City of Tampa

OPERATING COST IMPACT:
No significant change in operating cost is anticipated.

PROJECT COMPLETION DATE: Jan 2027

Sources of Funds (in $000s)	Total Estimated Sources	Prior Funding	FY 27 Carryforward	FY 27 Additional	FY 28	FY 29	FY 30	FY 31	Future
ARP Funds	$0	$0	$0	$0	$0	$0	$0	$0	$0
Community Invest. Tax I	0	0	0	0	0	0	0	0	0
Community Invest. Tax II	0	0	0	0	0	0	0	0	0
Community Invest. Tax III	0	0	0	0	0	0	0	0	0
Community Invest. Tax IV	0	0	0	0	0	0	0	0	0
Enterprise Fees	0	0	0	0	0	0	0	0	0
Financing	0	0	0	0	0	0	0	0	0
General Revenues-CW	0	0	0	0	0	0	0	0	0
General Revenues-R3M	500	422	78	0	0	0	0	0	0
General Revenues-UA	0	0	0	0	0	0	0	0	0
Grants & County Match	0	0	0	0	0	0	0	0	0
Library Fund	0	0	0	0	0	0	0	0	0
Other	0	0	0	0	0	0	0	0	0
Undetermined	0	0	0	0	0	0	0	0	0
Subtotal FY 27			$78	$0					
Total	**$500**	**$422**	**$78**		**$0**	**$0**	**$0**	**$0**	**$0**

Uses of Funds (in $000s)	Total Estimated Cost	Prior Expenses	FY 27 Carryforward	FY 27 Additional	FY 28	FY 29	FY 30	FY 31	Future
Capital [1]	$0	$0	$0	$0	$0	$0	$0	$0	$0
Contributions [2]	0	0	0	0	0	0	0	0	0
Non-Capital [3]	500	422	78	0	0	0	0	0	0
Subtotal FY 27			$78	$0					
Total	**$500**	**$422**	**$78**		**$0**	**$0**	**$0**	**$0**	**$0**

[1] Capital includes, but is not limited to, expenses related to capitalizable Development, Design, Land Acquisition, Equipment, Construction and Administration required to complete the project.
[2] Contributions includes, but is not limited to, funding through an agreement to other Government Agencies, Youth Organizations, Cultural Service Organizations and other Non-Profit Organizations.
[3] Non-Capital includes, but is not limited to, expenses related to Building Maintenance, Grounds & Landscaping Maintenance, Non-Capitalizable Equipment and other Professional Services.

PROJECT TITLE: CONSOLIDATED & HARDENED MAINTENANCE FACILITIES - EAST SERVICE UNIT
PROJECT NUMBER: C77832002
CIE REQUIREMENTS: N
LEVEL OF SERVICE IMPACT: N/A
PROGRAM: GOVERNMENT FACILITIES

PROJECT DESCRIPTION:
This project constructed one of four consolidated and hardened maintenance facilities for Public Works, Public Utilities and Fleet Services replacing the existing 40-50 year old facilities which were at the end of their useful lives. The new facilities provide efficient and secure locations for pre and post disaster response.

The new East Service Unit is located on County-owned property at the south-west intersection of Sydney Road and North Dover Road in Valrico, in eastern Hillsborough County. The project includes design/engineering, construction and furniture, fixtures and equipment (FF&E).

Neighborhood Community Area:
Valrico

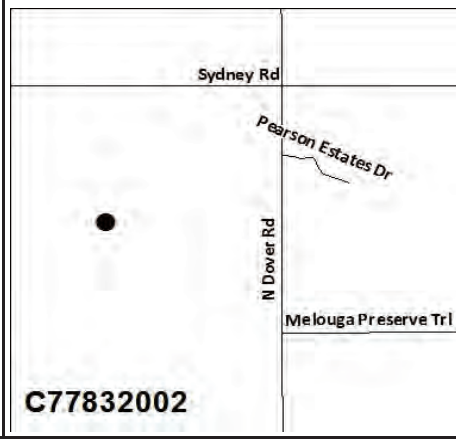

OPERATING COST IMPACT:
This project replaced an existing facility which was already being operated. Operating costs are shared by the departments.

PROJECT COMPLETION DATE: Post Construction

Sources of Funds (in $000s)	Total Estimated Sources	Prior Funding	FY 27 Carryforward	FY 27 Additional	FY 28	FY 29	FY 30	FY 31	Future
ARP Funds	$0	$0	$0	$0	$0	$0	$0	$0	$0
Community Invest. Tax I	0	0	0	0	0	0	0	0	0
Community Invest. Tax II	0	0	0	0	0	0	0	0	0
Community Invest. Tax III	0	0	0	0	0	0	0	0	0
Community Invest. Tax IV	0	0	0	0	0	0	0	0	0
Enterprise Fees	6,082	5,085	998	0	0	0	0	0	0
Financing	24,534	24,534	0	0	0	0	0	0	0
General Revenues-CW	0	0	0	0	0	0	0	0	0
General Revenues-R3M	0	0	0	0	0	0	0	0	0
General Revenues-UA	1,594	1,116	477	0	0	0	0	0	0
Grants & County Match	0	0	0	0	0	0	0	0	0
Library Fund	0	0	0	0	0	0	0	0	0
Other	0	0	0	0	0	0	0	0	0
Undetermined	0	0	0	0	0	0	0	0	0
Subtotal FY 27			$1,475	$0					
Total	**$32,210**	**$30,735**	**$1,475**		**$0**	**$0**	**$0**	**$0**	**$0**

Uses of Funds (in $000s)	Total Estimated Cost	Prior Expenses	FY 27 Carryforward	FY 27 Additional	FY 28	FY 29	FY 30	FY 31	Future
Capital [1]	$32,165	$30,690	$1,475	$0	$0	$0	$0	$0	$0
Contributions [2]	0	0	0	0	0	0	0	0	0
Non-Capital [3]	45	45	0	0	0	0	0	0	0
Subtotal FY 27			$1,475	$0					
Total	**$32,210**	**$30,735**	**$1,475**		**$0**	**$0**	**$0**	**$0**	**$0**

[1] Capital includes, but is not limited to, expenses related to capitalizable Development, Design, Land Acquisition, Equipment, Construction and Administration required to complete the project.
[2] Contributions includes, but is not limited to, funding through an agreement to other Government Agencies, Youth Organizations, Cultural Service Organizations and other Non-Profit Organizations.
[3] Non-Capital includes, but is not limited to, expenses related to Building Maintenance, Grounds & Landscaping Maintenance, Non-Capitalizable Equipment and other Professional Services.

PROJECT TITLE:
COUNTY CENTER AIR HANDLER REPLACEMENTS
CIE REQUIREMENTS: N
LEVEL OF SERVICE IMPACT: N/A

PROJECT NUMBER: C77829000

PROGRAM: GOVERNMENT FACILITIES

PROJECT DESCRIPTION:
This project includes the phased replacement of all original air handler units (AHU) at the County Center. The units are 25 years old and at the end of their life expectancy. The work will be accomplished in phases.

OPERATING COST IMPACT:
No significant change in operating cost is anticipated.

PROJECT COMPLETION DATE: Jun 2027

Neighborhood Community Area:
City of Tampa

Sources of Funds (in $000s)	Total Estimated Sources	Prior Funding	FY 27 Carryforward	FY 27 Additional	FY 28	FY 29	FY 30	FY 31	Future
ARP Funds	$0	$0	$0	$0	$0	$0	$0	$0	$0
Community Invest. Tax I	0	0	0	0	0	0	0	0	0
Community Invest. Tax II	0	0	0	0	0	0	0	0	0
Community Invest. Tax III	0	0	0	0	0	0	0	0	0
Community Invest. Tax IV	0	0	0	0	0	0	0	0	0
Enterprise Fees	0	0	0	0	0	0	0	0	0
Financing	0	0	0	0	0	0	0	0	0
General Revenues-CW	13,400	11,827	1,573	0	0	0	0	0	0
General Revenues-R3M	0	0	0	0	0	0	0	0	0
General Revenues-UA	0	0	0	0	0	0	0	0	0
Grants & County Match	0	0	0	0	0	0	0	0	0
Library Fund	0	0	0	0	0	0	0	0	0
Other	0	0	0	0	0	0	0	0	0
Undetermined	0	0	0	0	0	0	0	0	0
Subtotal FY 27			$1,573	$0					
Total	**$13,400**	**$11,827**	**$1,573**		**$0**	**$0**	**$0**	**$0**	**$0**

Uses of Funds (in $000s)	Total Estimated Cost	Prior Expenses	FY 27 Carryforward	FY 27 Additional	FY 28	FY 29	FY 30	FY 31	Future
Capital [1]	$5	$5	$0	$0	$0	$0	$0	$0	$0
Contributions [2]	0	0	0	0	0	0	0	0	0
Non-Capital [3]	13,395	11,821	1,573	0	0	0	0	0	0
Subtotal FY 27			$1,573	$0					
Total	**$13,400**	**$11,827**	**$1,573**		**$0**	**$0**	**$0**	**$0**	**$0**

[1] Capital includes, but is not limited to, expenses related to capitalizable Development, Design, Land Acquisition, Equipment, Construction and Administration required to complete the project.
[2] Contributions includes, but is not limited to, funding through an agreement to other Government Agencies, Youth Organizations, Cultural Service Organizations and other Non-Profit Organizations.
[3] Non-Capital includes, but is not limited to, expenses related to Building Maintenance, Grounds & Landscaping Maintenance, Non-Capitalizable Equipment and other Professional Services.

PROJECT TITLE:
COUNTY CENTER CARPET REPLACEMENT (R3M)
CIE REQUIREMENTS: N
LEVEL OF SERVICE IMPACT: N/A

PROJECT NUMBER: C77875000

PROGRAM: GOVERNMENT FACILITIES

PROJECT DESCRIPTION:
Project is for the replacement of the carpet on the 12th, 13th, 14th & 26th floors as part of scheduled life cycle programming.

OPERATING COST IMPACT:
No significant change in operating cost is anticipated.

PROJECT COMPLETION DATE: Sep 2028

Neighborhood Community Area:
City of Tampa

Sources of Funds (in $000s)	Total Estimated Sources	Prior Funding	FY 27 Carryforward	FY 27 Additional	FY 28	FY 29	FY 30	FY 31	Future
ARP Funds	$0	$0	$0	$0	$0	$0	$0	$0	$0
Community Invest. Tax I	0	0	0	0	0	0	0	0	0
Community Invest. Tax II	0	0	0	0	0	0	0	0	0
Community Invest. Tax III	0	0	0	0	0	0	0	0	0
Community Invest. Tax IV	0	0	0	0	0	0	0	0	0
Enterprise Fees	0	0	0	0	0	0	0	0	0
Financing	0	0	0	0	0	0	0	0	0
General Revenues-CW	0	0	0	0	0	0	0	0	0
General Revenues-R3M	900	530	370	0	0	0	0	0	0
General Revenues-UA	0	0	0	0	0	0	0	0	0
Grants & County Match	0	0	0	0	0	0	0	0	0
Library Fund	0	0	0	0	0	0	0	0	0
Other	0	0	0	0	0	0	0	0	0
Undetermined	0	0	0	0	0	0	0	0	0
Subtotal FY 27			$370	$0					
Total	**$900**	**$530**	**$370**		**$0**	**$0**	**$0**	**$0**	**$0**

Uses of Funds (in $000s)	Total Estimated Cost	Prior Expenses	FY 27 Carryforward	FY 27 Additional	FY 28	FY 29	FY 30	FY 31	Future
Capital [1]	$0	$0	$0	$0	$0	$0	$0	$0	$0
Contributions [2]	0	0	0	0	0	0	0	0	0
Non-Capital [3]	900	530	370	0	0	0	0	0	0
Subtotal FY 27			$370	$0					
Total	**$900**	**$530**	**$370**		**$0**	**$0**	**$0**	**$0**	**$0**

[1] Capital includes, but is not limited to, expenses related to capitalizable Development, Design, Land Acquisition, Equipment, Construction and Administration required to complete the project.
[2] Contributions includes, but is not limited to, funding through an agreement to other Government Agencies, Youth Organizations, Cultural Service Organizations and other Non-Profit Organizations.
[3] Non-Capital includes, but is not limited to, expenses related to Building Maintenance, Grounds & Landscaping Maintenance, Non-Capitalizable Equipment and other Professional Services.

PROJECT TITLE: **PROJECT NUMBER: C77958000**
COUNTY CENTER HVAC CONTROLS REPLACEMENT (R3M)
CIE REQUIREMENTS: N
LEVEL OF SERVICE IMPACT: N/A **PROGRAM: GOVERNMENT FACILITIES**

PROJECT DESCRIPTION:
Replacement of the HVAC controls that have reached their life expectancy with a non-proprietary system.

OPERATING COST IMPACT:
No significant change in operating cost is anticipated.

PROJECT COMPLETION DATE: Sep 2028

Neighborhood Community Area:
City of Tampa

Sources of Funds (in $000s)	Total Estimated Sources	Prior Funding	FY 27 Carryforward	FY 27 Additional	FY 28	FY 29	FY 30	FY 31	Future
ARP Funds	$0	$0	$0	$0	$0	$0	$0	$0	$0
Community Invest. Tax I	0	0	0	0	0	0	0	0	0
Community Invest. Tax II	0	0	0	0	0	0	0	0	0
Community Invest. Tax III	0	0	0	0	0	0	0	0	0
Community Invest. Tax IV	0	0	0	0	0	0	0	0	0
Enterprise Fees	0	0	0	0	0	0	0	0	0
Financing	0	0	0	0	0	0	0	0	0
General Revenues-CW	0	0	0	0	0	0	0	0	0
General Revenues-R3M	1,000	0	0	1,000	0	0	0	0	0
General Revenues-UA	0	0	0	0	0	0	0	0	0
Grants & County Match	0	0	0	0	0	0	0	0	0
Library Fund	0	0	0	0	0	0	0	0	0
Other	0	0	0	0	0	0	0	0	0
Undetermined	0	0	0	0	0	0	0	0	0
Subtotal FY 27			$0	$1,000					
Total	**$1,000**	**$0**	**$1,000**		**$0**	**$0**	**$0**	**$0**	**$0**

Uses of Funds (in $000s)	Total Estimated Cost	Prior Expenses	FY 27 Carryforward	FY 27 Additional	FY 28	FY 29	FY 30	FY 31	Future
Capital [1]	$0	$0	$0	$0	$0	$0	$0	$0	$0
Contributions [2]	0	0	0	0	0	0	0	0	0
Non-Capital [3]	1,000	0	0	1,000	0	0	0	0	0
Subtotal FY 27			$0	$1,000					
Total	**$1,000**	**$0**	**$1,000**		**$0**	**$0**	**$0**	**$0**	**$0**

[1] Capital includes, but is not limited to, expenses related to capitalizable Development, Design, Land Acquisition, Equipment, Construction and Administration required to complete the project.
[2] Contributions includes, but is not limited to, funding through an agreement to other Government Agencies, Youth Organizations, Cultural Service Organizations and other Non-Profit Organizations.
[3] Non-Capital includes, but is not limited to, expenses related to Building Maintenance, Grounds & Landscaping Maintenance, Non-Capitalizable Equipment and other Professional Services.

PROJECT TITLE: **PROJECT NUMBER: C77919000**
COUNTY CENTER WATERPROOFING
CIE REQUIREMENTS: N
LEVEL OF SERVICE IMPACT: N/A **PROGRAM: GOVERNMENT FACILITIES**

PROJECT DESCRIPTION:
Project is for repairing and replacing exterior wall waterproofing systems at the County Center that have reached their life expectancy.

OPERATING COST IMPACT:
No significant change in operating cost is anticipated.

PROJECT COMPLETION DATE: TBD

Neighborhood Community Area:
City of Tampa

Sources of Funds (in $000s)	Total Estimated Sources	Prior Funding	FY 27 Carryforward	FY 27 Additional	FY 28	FY 29	FY 30	FY 31	Future
ARP Funds	$0	$0	$0	$0	$0	$0	$0	$0	$0
Community Invest. Tax I	0	0	0	0	0	0	0	0	0
Community Invest. Tax II	0	0	0	0	0	0	0	0	0
Community Invest. Tax III	0	0	0	0	0	0	0	0	0
Community Invest. Tax IV	0	0	0	0	0	0	0	0	0
Enterprise Fees	0	0	0	0	0	0	0	0	0
Financing	0	0	0	0	0	0	0	0	0
General Revenues-CW	4,000	45	1,955	2,000	0	0	0	0	0
General Revenues-R3M	0	0	0	0	0	0	0	0	0
General Revenues-UA	0	0	0	0	0	0	0	0	0
Grants & County Match	0	0	0	0	0	0	0	0	0
Library Fund	0	0	0	0	0	0	0	0	0
Other	0	0	0	0	0	0	0	0	0
Undetermined	0	0	0	0	0	0	0	0	0
Subtotal FY 27			$1,955	$2,000					
Total	**$4,000**	**$45**	**$3,955**		**$0**	**$0**	**$0**	**$0**	**$0**

Uses of Funds (in $000s)	Total Estimated Cost	Prior Expenses	FY 27 Carryforward	FY 27 Additional	FY 28	FY 29	FY 30	FY 31	Future
Capital [1]	$0	$0	$0	$0	$0	$0	$0	$0	$0
Contributions [2]	0	0	0	0	0	0	0	0	0
Non-Capital [3]	4,000	45	1,955	2,000	0	0	0	0	0
Subtotal FY 27			$1,955	$2,000					
Total	**$4,000**	**$45**	**$3,955**		**$0**	**$0**	**$0**	**$0**	**$0**

[1] Capital includes, but is not limited to, expenses related to capitalizable Development, Design, Land Acquisition, Equipment, Construction and Administration required to complete the project.
[2] Contributions includes, but is not limited to, funding through an agreement to other Government Agencies, Youth Organizations, Cultural Service Organizations and other Non-Profit Organizations.
[3] Non-Capital includes, but is not limited to, expenses related to Building Maintenance, Grounds & Landscaping Maintenance, Non-Capitalizable Equipment and other Professional Services.

PROJECT TITLE: **PROJECT NUMBER: C77910000**

COUNTYWIDE FLOORING REPLACEMENT (R3M) (MP)

CIE REQUIREMENTS: N

LEVEL OF SERVICE IMPACT: N/A **PROGRAM: GOVERNMENT FACILITIES**

PROJECT DESCRIPTION:

Project is for scheduled end of life cycle replacement of various types of flooring at County owned Countywide funded facilities.

Neighborhood Community Area:

Countywide

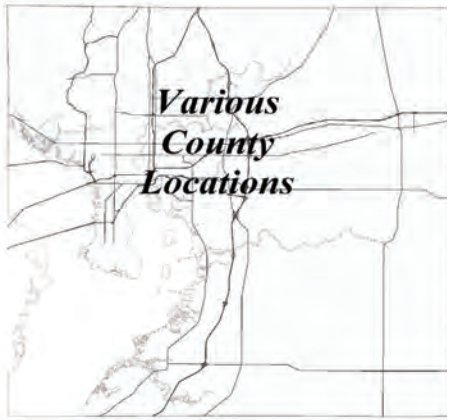

OPERATING COST IMPACT:

No significant change in operating cost is anticipated.

PROJECT COMPLETION DATE: Ongoing

Sources of Funds (in $000s)	Total Estimated Sources	Prior Funding	FY 27 Carryforward	FY 27 Additional	FY 28	FY 29	FY 30	FY 31	Future
ARP Funds	$0	$0	$0	$0	$0	$0	$0	$0	$0
Community Invest. Tax I	0	0	0	0	0	0	0	0	0
Community Invest. Tax II	0	0	0	0	0	0	0	0	0
Community Invest. Tax III	0	0	0	0	0	0	0	0	0
Community Invest. Tax IV	0	0	0	0	0	0	0	0	0
Enterprise Fees	0	0	0	0	0	0	0	0	0
Financing	0	0	0	0	0	0	0	0	0
General Revenues-CW	0	0	0	0	0	0	0	0	0
General Revenues-R3M	1,500	379	371	750	0	0	0	0	0
General Revenues-UA	0	0	0	0	0	0	0	0	0
Grants & County Match	0	0	0	0	0	0	0	0	0
Library Fund	0	0	0	0	0	0	0	0	0
Other	0	0	0	0	0	0	0	0	0
Undetermined	0	0	0	0	0	0	0	0	0
Subtotal FY 27			$371	$750					
Total	**$1,500**	**$379**	**$1,121**		**$0**	**$0**	**$0**	**$0**	**$0**

Uses of Funds (in $000s)	Total Estimated Cost	Prior Expenses	FY 27 Carryforward	FY 27 Additional	FY 28	FY 29	FY 30	FY 31	Future
Capital [1]	$0	$0	$0	$0	$0	$0	$0	$0	$0
Contributions [2]	0	0	0	0	0	0	0	0	0
Non-Capital [3]	1,500	379	371	750	0	0	0	0	0
Subtotal FY 27			$371	$750					
Total	**$1,500**	**$379**	**$1,121**		**$0**	**$0**	**$0**	**$0**	**$0**

[1] Capital includes, but is not limited to, expenses related to capitalizable Development, Design, Land Acquisition, Equipment, Construction and Administration required to complete the project.
[2] Contributions includes, but is not limited to, funding through an agreement to other Government Agencies, Youth Organizations, Cultural Service Organizations and other Non-Profit Organizations.
[3] Non-Capital includes, but is not limited to, expenses related to Building Maintenance, Grounds & Landscaping Maintenance, Non-Capitalizable Equipment and other Professional Services.

PROJECT TITLE: **PROJECT NUMBER: C77938000**

COUNTYWIDE HVAC REPLACEMENTS (R3M) (MP)

CIE REQUIREMENTS: N

LEVEL OF SERVICE IMPACT: N/A **PROGRAM: GOVERNMENT FACILITIES**

PROJECT DESCRIPTION:

Project is for scheduled end of life cycle replacement of various types of HVAC systems at County owned Countywide funded facilities.

Neighborhood Community Area:

Countywide

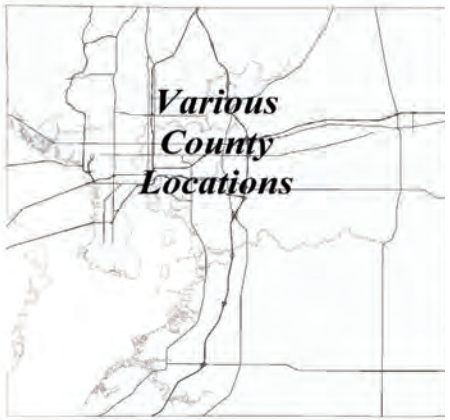

OPERATING COST IMPACT:

No significant change in operating cost is anticipated.

PROJECT COMPLETION DATE: Ongoing

Sources of Funds (in $000s)	Total Estimated Sources	Prior Funding	FY 27 Carryforward	FY 27 Additional	FY 28	FY 29	FY 30	FY 31	Future
ARP Funds	$0	$0	$0	$0	$0	$0	$0	$0	$0
Community Invest. Tax I	0	0	0	0	0	0	0	0	0
Community Invest. Tax II	0	0	0	0	0	0	0	0	0
Community Invest. Tax III	0	0	0	0	0	0	0	0	0
Community Invest. Tax IV	0	0	0	0	0	0	0	0	0
Enterprise Fees	0	0	0	0	0	0	0	0	0
Financing	0	0	0	0	0	0	0	0	0
General Revenues-CW	0	0	0	0	0	0	0	0	0
General Revenues-R3M	4,000	629	1,371	2,000	0	0	0	0	0
General Revenues-UA	0	0	0	0	0	0	0	0	0
Grants & County Match	0	0	0	0	0	0	0	0	0
Library Fund	0	0	0	0	0	0	0	0	0
Other	0	0	0	0	0	0	0	0	0
Undetermined	0	0	0	0	0	0	0	0	0
Subtotal FY 27			$1,371	$2,000					
Total	**$4,000**	**$629**	**$3,371**		**$0**	**$0**	**$0**	**$0**	**$0**

Uses of Funds (in $000s)	Total Estimated Cost	Prior Expenses	FY 27 Carryforward	FY 27 Additional	FY 28	FY 29	FY 30	FY 31	Future
Capital [1]	$0	$0	$0	$0	$0	$0	$0	$0	$0
Contributions [2]	0	0	0	0	0	0	0	0	0
Non-Capital [3]	4,000	629	1,371	2,000	0	0	0	0	0
Subtotal FY 27			$1,371	$2,000					
Total	**$4,000**	**$629**	**$3,371**		**$0**	**$0**	**$0**	**$0**	**$0**

[1] Capital includes, but is not limited to, expenses related to capitalizable Development, Design, Land Acquisition, Equipment, Construction and Administration required to complete the project.
[2] Contributions includes, but is not limited to, funding through an agreement to other Government Agencies, Youth Organizations, Cultural Service Organizations and other Non-Profit Organizations.
[3] Non-Capital includes, but is not limited to, expenses related to Building Maintenance, Grounds & Landscaping Maintenance, Non-Capitalizable Equipment and other Professional Services.

PROJECT TITLE: COUNTYWIDE PAINTING (R3M) (MP)
PROJECT NUMBER: C77867000
CIE REQUIREMENTS: N
LEVEL OF SERVICE IMPACT: N/A
PROGRAM: GOVERNMENT FACILITIES

PROJECT DESCRIPTION:
Project is for repainting interiors and exteriors of various County buildings as part of scheduled lifecycle replacement in accordance with the Repair, Renovation, Replacement and Maintenance (R3M) Program.

Neighborhood Community Area:
Countywide

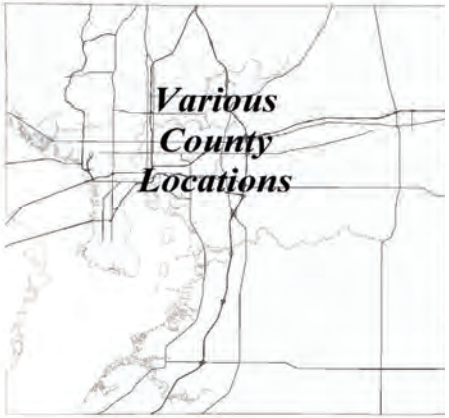

OPERATING COST IMPACT:
No significant change in operating cost is anticipated.

PROJECT COMPLETION DATE: Ongoing

Sources of Funds (in $000s)	Total Estimated Sources	Prior Funding	FY 27 Carryforward	FY 27 Additional	FY 28	FY 29	FY 30	FY 31	Future
ARP Funds	$0	$0	$0	$0	$0	$0	$0	$0	$0
Community Invest. Tax I	0	0	0	0	0	0	0	0	0
Community Invest. Tax II	0	0	0	0	0	0	0	0	0
Community Invest. Tax III	0	0	0	0	0	0	0	0	0
Community Invest. Tax IV	0	0	0	0	0	0	0	0	0
Enterprise Fees	0	0	0	0	0	0	0	0	0
Financing	0	0	0	0	0	0	0	0	0
General Revenues-CW	0	0	0	0	0	0	0	0	0
General Revenues-R3M	700	234	366	100	0	0	0	0	0
General Revenues-UA	0	0	0	0	0	0	0	0	0
Grants & County Match	0	0	0	0	0	0	0	0	0
Library Fund	0	0	0	0	0	0	0	0	0
Other	0	0	0	0	0	0	0	0	0
Undetermined	0	0	0	0	0	0	0	0	0
Subtotal FY 27			$366	$100					
Total	**$700**	**$234**	**$466**		**$0**	**$0**	**$0**	**$0**	**$0**

Uses of Funds (in $000s)	Total Estimated Cost	Prior Expenses	FY 27 Carryforward	FY 27 Additional	FY 28	FY 29	FY 30	FY 31	Future
Capital [1]	$0	$0	$0	$0	$0	$0	$0	$0	$0
Contributions [2]	0	0	0	0	0	0	0	0	0
Non-Capital [3]	700	234	366	100	0	0	0	0	0
Subtotal FY 27			$366	$100					
Total	**$700**	**$234**	**$466**		**$0**	**$0**	**$0**	**$0**	**$0**

[1] Capital includes, but is not limited to, expenses related to capitalizable Development, Design, Land Acquisition, Equipment, Construction and Administration required to complete the project.
[2] Contributions includes, but is not limited to, funding through an agreement to other Government Agencies, Youth Organizations, Cultural Service Organizations and other Non-Profit Organizations.
[3] Non-Capital includes, but is not limited to, expenses related to Building Maintenance, Grounds & Landscaping Maintenance, Non-Capitalizable Equipment and other Professional Services.

PROJECT TITLE: COUNTYWIDE PARKING LOT AND PAVEMENT RENOVATIONS (R3M) (MP)
PROJECT NUMBER: C77866000
CIE REQUIREMENTS: N
LEVEL OF SERVICE IMPACT: N/A
PROGRAM: GOVERNMENT FACILITIES

PROJECT DESCRIPTION:
Project is for repaving and restriping parking lots and roadways at various County locations as part of scheduled lifecycle replacement in accordance with the Repair, Renovation, Replacement and Maintenance (R3M) Program.

Neighborhood Community Area:
Countywide

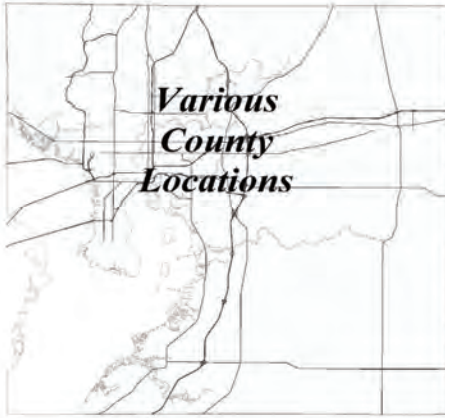

OPERATING COST IMPACT:
No significant change in operating cost is anticipated.

PROJECT COMPLETION DATE: Ongoing

Sources of Funds (in $000s)	Total Estimated Sources	Prior Funding	FY 27 Carryforward	FY 27 Additional	FY 28	FY 29	FY 30	FY 31	Future
ARP Funds	$0	$0	$0	$0	$0	$0	$0	$0	$0
Community Invest. Tax I	0	0	0	0	0	0	0	0	0
Community Invest. Tax II	0	0	0	0	0	0	0	0	0
Community Invest. Tax III	0	0	0	0	0	0	0	0	0
Community Invest. Tax IV	0	0	0	0	0	0	0	0	0
Enterprise Fees	0	0	0	0	0	0	0	0	0
Financing	0	0	0	0	0	0	0	0	0
General Revenues-CW	0	0	0	0	0	0	0	0	0
General Revenues-R3M	2,050	1,033	17	1,000	0	0	0	0	0
General Revenues-UA	0	0	0	0	0	0	0	0	0
Grants & County Match	0	0	0	0	0	0	0	0	0
Library Fund	0	0	0	0	0	0	0	0	0
Other	0	0	0	0	0	0	0	0	0
Undetermined	0	0	0	0	0	0	0	0	0
Subtotal FY 27			$17	$1,000					
Total	**$2,050**	**$1,033**	**$1,017**		**$0**	**$0**	**$0**	**$0**	**$0**

Uses of Funds (in $000s)	Total Estimated Cost	Prior Expenses	FY 27 Carryforward	FY 27 Additional	FY 28	FY 29	FY 30	FY 31	Future
Capital [1]	$2	$2	$0	$0	$0	$0	$0	$0	$0
Contributions [2]	0	0	0	0	0	0	0	0	0
Non-Capital [3]	2,048	1,032	17	1,000	0	0	0	0	0
Subtotal FY 27			$17	$1,000					
Total	**$2,050**	**$1,033**	**$1,017**		**$0**	**$0**	**$0**	**$0**	**$0**

[1] Capital includes, but is not limited to, expenses related to capitalizable Development, Design, Land Acquisition, Equipment, Construction and Administration required to complete the project.
[2] Contributions includes, but is not limited to, funding through an agreement to other Government Agencies, Youth Organizations, Cultural Service Organizations and other Non-Profit Organizations.
[3] Non-Capital includes, but is not limited to, expenses related to Building Maintenance, Grounds & Landscaping Maintenance, Non-Capitalizable Equipment and other Professional Services.

PROJECT TITLE:
COUNTYWIDE R3M PROGRAM (MP)
CIE REQUIREMENTS: N
LEVEL OF SERVICE IMPACT: N/A

PROJECT NUMBER: CM1200000

PROGRAM: GOVERNMENT FACILITIES

PROJECT DESCRIPTION:
The main purpose of the R3M Program is asset preservation. The program includes the Repair, Renovation, Replacement and Maintenance of existing systems at County owned buildings and facilities to maintain a consistent service level over the life of the asset and to maximize the useful life of the asset.

OPERATING COST IMPACT:
No significant change in operating cost is anticipated.

PROJECT COMPLETION DATE: Ongoing

Neighborhood Community Area:
Countywide

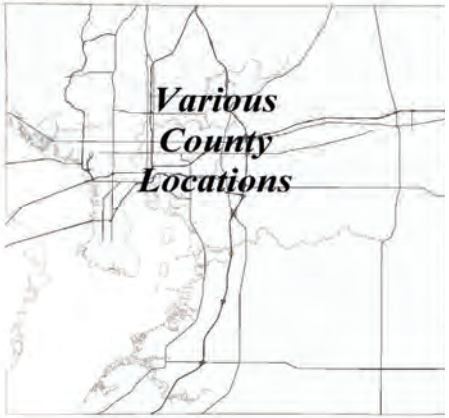

Sources of Funds (in $000s)	Total Estimated Sources	Prior Funding	FY 27 Carryforward	FY 27 Additional	FY 28	FY 29	FY 30	FY 31	Future
ARP Funds	$0	$0	$0	$0	$0	$0	$0	$0	$0
Community Invest. Tax I	0	0	0	0	0	0	0	0	0
Community Invest. Tax II	0	0	0	0	0	0	0	0	0
Community Invest. Tax III	0	0	0	0	0	0	0	0	0
Community Invest. Tax IV	0	0	0	0	0	0	0	0	0
Enterprise Fees	0	0	0	0	0	0	0	0	0
Financing	0	0	0	0	0	0	0	0	0
General Revenues-CW	0	0	0	0	0	0	0	0	0
General Revenues-R3M	50,435	23,876	15,436	11,124	0	0	0	0	0
General Revenues-UA	0	0	0	0	0	0	0	0	0
Grants & County Match	0	0	0	0	0	0	0	0	0
Library Fund	0	0	0	0	0	0	0	0	0
Other	0	0	0	0	0	0	0	0	0
Undetermined	0	0	0	0	0	0	0	0	0
Subtotal FY 27			$15,436	$11,124					
Total	**$50,435**	**$23,876**	**$26,559**		**$0**	**$0**	**$0**	**$0**	**$0**

Uses of Funds (in $000s)	Total Estimated Cost	Prior Expenses	FY 27 Carryforward	FY 27 Additional	FY 28	FY 29	FY 30	FY 31	Future
Capital [1]	$0	$0	$0	$0	$0	$0	$0	$0	$0
Contributions [2]	0	0	0	0	0	0	0	0	0
Non-Capital [3]	50,435	23,876	15,436	11,124	0	0	0	0	0
Subtotal FY 27			$15,436	$11,124					
Total	**$50,435**	**$23,876**	**$26,559**		**$0**	**$0**	**$0**	**$0**	**$0**

[1] Capital includes, but is not limited to, expenses related to capitalizable Development, Design, Land Acquisition, Equipment, Construction and Administration required to complete the project.
[2] Contributions includes, but is not limited to, funding through an agreement to other Government Agencies, Youth Organizations, Cultural Service Organizations and other Non-Profit Organizations.
[3] Non-Capital includes, but is not limited to, expenses related to Building Maintenance, Grounds & Landscaping Maintenance, Non-Capitalizable Equipment and other Professional Services.

PROJECT TITLE:
COUNTYWIDE ROOF REPLACEMENTS (R3M) (MP)
CIE REQUIREMENTS: N
LEVEL OF SERVICE IMPACT: N/A

PROJECT NUMBER: C77960000

PROGRAM: GOVERNMENT FACILITIES

PROJECT DESCRIPTION:
Project is for the replacement of various roof systems that have reached their life expectancies on Countywide funded facilities.

OPERATING COST IMPACT:
No significant change in operating cost is anticipated.

PROJECT COMPLETION DATE: Ongoing

Neighborhood Community Area:
Countywide

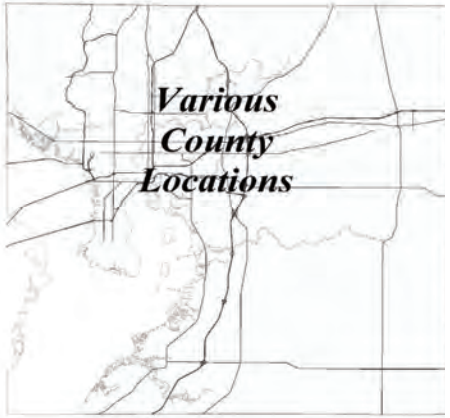

Sources of Funds (in $000s)	Total Estimated Sources	Prior Funding	FY 27 Carryforward	FY 27 Additional	FY 28	FY 29	FY 30	FY 31	Future
ARP Funds	$0	$0	$0	$0	$0	$0	$0	$0	$0
Community Invest. Tax I	0	0	0	0	0	0	0	0	0
Community Invest. Tax II	0	0	0	0	0	0	0	0	0
Community Invest. Tax III	0	0	0	0	0	0	0	0	0
Community Invest. Tax IV	0	0	0	0	0	0	0	0	0
Enterprise Fees	0	0	0	0	0	0	0	0	0
Financing	0	0	0	0	0	0	0	0	0
General Revenues-CW	0	0	0	0	0	0	0	0	0
General Revenues-R3M	2,000	0	0	2,000	0	0	0	0	0
General Revenues-UA	0	0	0	0	0	0	0	0	0
Grants & County Match	0	0	0	0	0	0	0	0	0
Library Fund	0	0	0	0	0	0	0	0	0
Other	0	0	0	0	0	0	0	0	0
Undetermined	0	0	0	0	0	0	0	0	0
Subtotal FY 27			$0	$2,000					
Total	**$2,000**	**$0**	**$2,000**		**$0**	**$0**	**$0**	**$0**	**$0**

Uses of Funds (in $000s)	Total Estimated Cost	Prior Expenses	FY 27 Carryforward	FY 27 Additional	FY 28	FY 29	FY 30	FY 31	Future
Capital [1]	$0	$0	$0	$0	$0	$0	$0	$0	$0
Contributions [2]	0	0	0	0	0	0	0	0	0
Non-Capital [3]	2,000	0	0	2,000	0	0	0	0	0
Subtotal FY 27			$0	$2,000					
Total	**$2,000**	**$0**	**$2,000**		**$0**	**$0**	**$0**	**$0**	**$0**

[1] Capital includes, but is not limited to, expenses related to capitalizable Development, Design, Land Acquisition, Equipment, Construction and Administration required to complete the project.
[2] Contributions includes, but is not limited to, funding through an agreement to other Government Agencies, Youth Organizations, Cultural Service Organizations and other Non-Profit Organizations.
[3] Non-Capital includes, but is not limited to, expenses related to Building Maintenance, Grounds & Landscaping Maintenance, Non-Capitalizable Equipment and other Professional Services.

PROJECT TITLE:
COURTHOUSE ACCESS CONTROL - VARIOUS LOCATION (MP)

PROJECT NUMBER: C77896000

CIE REQUIREMENTS: N

LEVEL OF SERVICE IMPACT: N/A

PROGRAM: GOVERNMENT FACILITIES

PROJECT DESCRIPTION:
This project will replace end-of-life equipment in the access control system with new equipment in the Edegecomb, Criminal Annex and Plant City Courthouses. This includes all readers, control boards and wiring.

Neighborhood Community Area:
Countywide

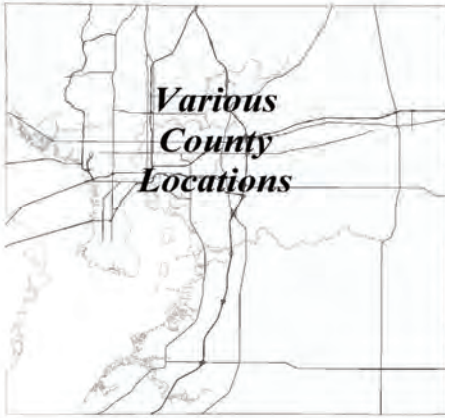

OPERATING COST IMPACT:
No significant change in operating cost is anticipated.

PROJECT COMPLETION DATE: Ongoing

Sources of Funds (in $000s)	Total Estimated Sources	Prior Funding	FY 27 Carryforward	FY 27 Additional	FY 28	FY 29	FY 30	FY 31	Future
ARP Funds	$0	$0	$0	$0	$0	$0	$0	$0	$0
Community Invest. Tax I	0	0	0	0	0	0	0	0	0
Community Invest. Tax II	0	0	0	0	0	0	0	0	0
Community Invest. Tax III	0	0	0	0	0	0	0	0	0
Community Invest. Tax IV	0	0	0	0	0	0	0	0	0
Enterprise Fees	0	0	0	0	0	0	0	0	0
Financing	0	0	0	0	0	0	0	0	0
General Revenues-CW	750	450	300	0	0	0	0	0	0
General Revenues-R3M	0	0	0	0	0	0	0	0	0
General Revenues-UA	0	0	0	0	0	0	0	0	0
Grants & County Match	0	0	0	0	0	0	0	0	0
Library Fund	0	0	0	0	0	0	0	0	0
Other	0	0	0	0	0	0	0	0	0
Undetermined	0	0	0	0	0	0	0	0	0
Subtotal FY 27			$300	$0					
Total	**$750**	**$450**	**$300**		**$0**	**$0**	**$0**	**$0**	**$0**

Uses of Funds (in $000s)	Total Estimated Cost	Prior Expenses	FY 27 Carryforward	FY 27 Additional	FY 28	FY 29	FY 30	FY 31	Future
Capital [1]	$750	$450	$300	$0	$0	$0	$0	$0	$0
Contributions [2]	0	0	0	0	0	0	0	0	0
Non-Capital [3]	0	0	0	0	0	0	0	0	0
Subtotal FY 27			$300	$0					
Total	**$750**	**$450**	**$300**		**$0**	**$0**	**$0**	**$0**	**$0**

[1] Capital includes, but is not limited to, expenses related to capitalizable Development, Design, Land Acquisition, Equipment, Construction and Administration required to complete the project.
[2] Contributions includes, but is not limited to, funding through an agreement to other Government Agencies, Youth Organizations, Cultural Service Organizations and other Non-Profit Organizations.
[3] Non-Capital includes, but is not limited to, expenses related to Building Maintenance, Grounds & Landscaping Maintenance, Non-Capitalizable Equipment and other Professional Services.

PROJECT TITLE:
COURTHOUSE LAND ACQUISITION

PROJECT NUMBER: C77847000

CIE REQUIREMENTS: N

LEVEL OF SERVICE IMPACT: N/A

PROGRAM: GOVERNMENT FACILITIES

PROJECT DESCRIPTION:
The project is for the purpose of acquiring additional land within the downtown court complex to facilitate future planned expansion of the court complex.

Neighborhood Community Area:
City of Tampa

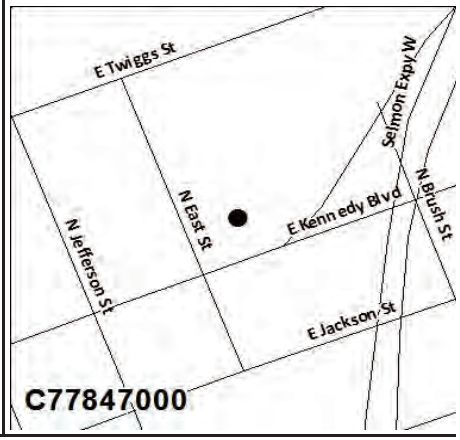

OPERATING COST IMPACT:
No significant change in operating cost is anticipated.

PROJECT COMPLETION DATE: Post Construction

Sources of Funds (in $000s)	Total Estimated Sources	Prior Funding	FY 27 Carryforward	FY 27 Additional	FY 28	FY 29	FY 30	FY 31	Future
ARP Funds	$0	$0	$0	$0	$0	$0	$0	$0	$0
Community Invest. Tax I	0	0	0	0	0	0	0	0	0
Community Invest. Tax II	0	0	0	0	0	0	0	0	0
Community Invest. Tax III	0	0	0	0	0	0	0	0	0
Community Invest. Tax IV	0	0	0	0	0	0	0	0	0
Enterprise Fees	0	0	0	0	0	0	0	0	0
Financing	2,682	2,682	0	0	0	0	0	0	0
General Revenues-CW	250	0	250	0	0	0	0	0	0
General Revenues-R3M	0	0	0	0	0	0	0	0	0
General Revenues-UA	0	0	0	0	0	0	0	0	0
Grants & County Match	0	0	0	0	0	0	0	0	0
Library Fund	0	0	0	0	0	0	0	0	0
Other	0	0	0	0	0	0	0	0	0
Undetermined	0	0	0	0	0	0	0	0	0
Subtotal FY 27			$250	$0					
Total	**$2,932**	**$2,682**	**$250**		**$0**	**$0**	**$0**	**$0**	**$0**

Uses of Funds (in $000s)	Total Estimated Cost	Prior Expenses	FY 27 Carryforward	FY 27 Additional	FY 28	FY 29	FY 30	FY 31	Future
Capital [1]	$2,682	$2,682	$0	$0	$0	$0	$0	$0	$0
Contributions [2]	0	0	0	0	0	0	0	0	0
Non-Capital [3]	250	0	250	0	0	0	0	0	0
Subtotal FY 27			$250	$0					
Total	**$2,932**	**$2,682**	**$250**		**$0**	**$0**	**$0**	**$0**	**$0**

[1] Capital includes, but is not limited to, expenses related to capitalizable Development, Design, Land Acquisition, Equipment, Construction and Administration required to complete the project.
[2] Contributions includes, but is not limited to, funding through an agreement to other Government Agencies, Youth Organizations, Cultural Service Organizations and other Non-Profit Organizations.
[3] Non-Capital includes, but is not limited to, expenses related to Building Maintenance, Grounds & Landscaping Maintenance, Non-Capitalizable Equipment and other Professional Services.

PROJECT TITLE:
CUBAN CIVIC CLUB CAPITAL CONTRIBUTION
CIE REQUIREMENTS: N
LEVEL OF SERVICE IMPACT: N/A

PROJECT NUMBER: C77926000

PROGRAM: GOVERNMENT FACILITIES

PROJECT DESCRIPTION:
Various interior and exterior facility repairs to improve function, appearance and safety.

OPERATING COST IMPACT:
There will be no operating cost impact to the County.

PROJECT COMPLETION DATE: Contribution

Neighborhood Community Area:
City of Tampa

Sources of Funds (in $000s)	Total Estimated Sources	Prior Funding	FY 27 Carryforward	FY 27 Additional	FY 28	FY 29	FY 30	FY 31	Future
ARP Funds	$0	$0	$0	$0	$0	$0	$0	$0	$0
Community Invest. Tax I	0	0	0	0	0	0	0	0	0
Community Invest. Tax II	0	0	0	0	0	0	0	0	0
Community Invest. Tax III	0	0	0	0	0	0	0	0	0
Community Invest. Tax IV	0	0	0	0	0	0	0	0	0
Enterprise Fees	0	0	0	0	0	0	0	0	0
Financing	0	0	0	0	0	0	0	0	0
General Revenues-CW	350	150	200	0	0	0	0	0	0
General Revenues-R3M	0	0	0	0	0	0	0	0	0
General Revenues-UA	0	0	0	0	0	0	0	0	0
Grants & County Match	0	0	0	0	0	0	0	0	0
Library Fund	0	0	0	0	0	0	0	0	0
Other	0	0	0	0	0	0	0	0	0
Undetermined	0	0	0	0	0	0	0	0	0
Subtotal FY 27			$200	$0					
Total	**$350**	**$150**	**$200**		**$0**	**$0**	**$0**	**$0**	**$0**

Uses of Funds (in $000s)	Total Estimated Cost	Prior Expenses	FY 27 Carryforward	FY 27 Additional	FY 28	FY 29	FY 30	FY 31	Future
Capital [1]	$0	$0	$0	$0	$0	$0	$0	$0	$0
Contributions [2]	350	150	200	0	0	0	0	0	0
Non-Capital [3]	0	0	0	0	0	0	0	0	0
Subtotal FY 27			$200	$0					
Total	**$350**	**$150**	**$200**		**$0**	**$0**	**$0**	**$0**	**$0**

[1] Capital includes, but is not limited to, expenses related to capitalizable Development, Design, Land Acquisition, Equipment, Construction and Administration required to complete the project.
[2] Contributions includes, but is not limited to, funding through an agreement to other Government Agencies, Youth Organizations, Cultural Service Organizations and other Non-Profit Organizations.
[3] Non-Capital includes, but is not limited to, expenses related to Building Maintenance, Grounds & Landscaping Maintenance, Non-Capitalizable Equipment and other Professional Services.

PROJECT TITLE:
DOWNTOWN COURTROOM RENOVATIONS AND EXPANSIONS (MP)
CIE REQUIREMENTS: N
LEVEL OF SERVICE IMPACT: N/A

PROJECT NUMBER: C77964000

PROGRAM: GOVERNMENT FACILITIES

PROJECT DESCRIPTION:
Demolition, relocation and creation of courtrooms, judicial chambers and storage areas in various downtown court faclities. Access control equipment will also be replaced.

OPERATING COST IMPACT:
No significant change in operating cost is anticipated.

PROJECT COMPLETION DATE: TBD

Neighborhood Community Area:
City of Tampa

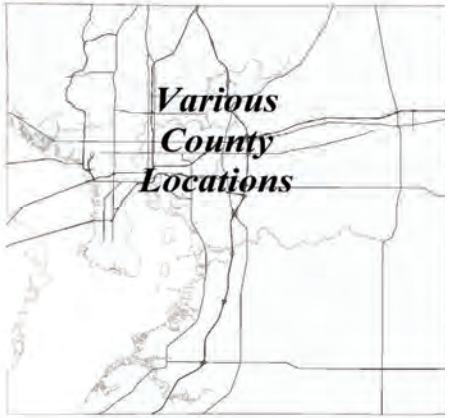

Sources of Funds (in $000s)	Total Estimated Sources	Prior Funding	FY 27 Carryforward	FY 27 Additional	FY 28	FY 29	FY 30	FY 31	Future
ARP Funds	$0	$0	$0	$0	$0	$0	$0	$0	$0
Community Invest. Tax I	0	0	0	0	0	0	0	0	0
Community Invest. Tax II	0	0	0	0	0	0	0	0	0
Community Invest. Tax III	0	0	0	0	0	0	0	0	0
Community Invest. Tax IV	0	0	0	0	0	0	0	0	0
Enterprise Fees	0	0	0	0	0	0	0	0	0
Financing	0	0	0	0	0	0	0	0	0
General Revenues-CW	7,000	0	0	7,000	0	0	0	0	0
General Revenues-R3M	0	0	0	0	0	0	0	0	0
General Revenues-UA	0	0	0	0	0	0	0	0	0
Grants & County Match	0	0	0	0	0	0	0	0	0
Library Fund	0	0	0	0	0	0	0	0	0
Other	0	0	0	0	0	0	0	0	0
Undetermined	0	0	0	0	0	0	0	0	0
Subtotal FY 27			$0	$7,000					
Total	**$7,000**	**$0**	**$7,000**		**$0**	**$0**	**$0**	**$0**	**$0**

Uses of Funds (in $000s)	Total Estimated Cost	Prior Expenses	FY 27 Carryforward	FY 27 Additional	FY 28	FY 29	FY 30	FY 31	Future
Capital [1]	$7,000	$0	$0	$7,000	$0	$0	$0	$0	$0
Contributions [2]	0	0	0	0	0	0	0	0	0
Non-Capital [3]	0	0	0	0	0	0	0	0	0
Subtotal FY 27			$0	$7,000					
Total	**$7,000**	**$0**	**$7,000**		**$0**	**$0**	**$0**	**$0**	**$0**

[1] Capital includes, but is not limited to, expenses related to capitalizable Development, Design, Land Acquisition, Equipment, Construction and Administration required to complete the project.
[2] Contributions includes, but is not limited to, funding through an agreement to other Government Agencies, Youth Organizations, Cultural Service Organizations and other Non-Profit Organizations.
[3] Non-Capital includes, but is not limited to, expenses related to Building Maintenance, Grounds & Landscaping Maintenance, Non-Capitalizable Equipment and other Professional Services.

PROJECT TITLE:
DOWNTOWN ELEVATOR MODERNIZATION (R3M) (MP)
CIE REQUIREMENTS: N
LEVEL OF SERVICE IMPACT: N/A

PROJECT NUMBER: C77911000

PROGRAM: GOVERNMENT FACILITIES

PROJECT DESCRIPTION:
Project is for the modernization of elevator drive systems that are utilizing obsolete parts and have reached their life expectancy. This project will address 27 elevators located in the downtown area.

OPERATING COST IMPACT:
No significant change in operating cost is anticipated.

PROJECT COMPLETION DATE: Ongoing

Neighborhood Community Area:
City of Tampa

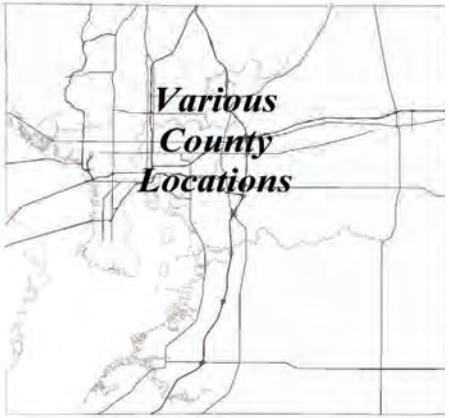

Sources of Funds (in $000s)	Total Estimated Sources	Prior Funding	FY 27 Carryforward	FY 27 Additional	FY 28	FY 29	FY 30	FY 31	Future
ARP Funds	$0	$0	$0	$0	$0	$0	$0	$0	$0
Community Invest. Tax I	0	0	0	0	0	0	0	0	0
Community Invest. Tax II	0	0	0	0	0	0	0	0	0
Community Invest. Tax III	0	0	0	0	0	0	0	0	0
Community Invest. Tax IV	0	0	0	0	0	0	0	0	0
Enterprise Fees	0	0	0	0	0	0	0	0	0
Financing	0	0	0	0	0	0	0	0	0
General Revenues-CW	1,800	0	1,800	0	0	0	0	0	0
General Revenues-R3M	9,700	48	3,652	1,200	1,200	1,200	1,200	1,200	0
General Revenues-UA	0	0	0	0	0	0	0	0	0
Grants & County Match	0	0	0	0	0	0	0	0	0
Library Fund	0	0	0	0	0	0	0	0	0
Other	0	0	0	0	0	0	0	0	0
Undetermined	0	0	0	0	0	0	0	0	0
Subtotal FY 27			$5,452	$1,200					
Total	**$11,500**	**$48**	**$6,652**		**$1,200**	**$1,200**	**$1,200**	**$1,200**	**$0**

Uses of Funds (in $000s)	Total Estimated Cost	Prior Expenses	FY 27 Carryforward	FY 27 Additional	FY 28	FY 29	FY 30	FY 31	Future
Capital [1]	$0	$0	$0	$0	$0	$0	$0	$0	$0
Contributions [2]	0	0	0	0	0	0	0	0	0
Non-Capital [3]	11,500	48	5,452	1,200	1,200	1,200	1,200	1,200	0
Subtotal FY 27			$5,452	$1,200					
Total	**$11,500**	**$48**	**$6,652**		**$1,200**	**$1,200**	**$1,200**	**$1,200**	**$0**

[1] Capital includes, but is not limited to, expenses related to capitalizable Development, Design, Land Acquisition, Equipment, Construction and Administration required to complete the project.
[2] Contributions includes, but is not limited to, funding through an agreement to other Government Agencies, Youth Organizations, Cultural Service Organizations and other Non-Profit Organizations.
[3] Non-Capital includes, but is not limited to, expenses related to Building Maintenance, Grounds & Landscaping Maintenance, Non-Capitalizable Equipment and other Professional Services.

PROJECT TITLE:
EDGECOMB COURTHOUSE CARPET REPLACEMENTS (R3M)
CIE REQUIREMENTS: N
LEVEL OF SERVICE IMPACT: N/A

PROJECT NUMBER: C77864000

PROGRAM: GOVERNMENT FACILITIES

PROJECT DESCRIPTION:
Project is for replacing the deteriorated carpet at the Edgecomb Courthouse as part of scheduled lifecycle replacement in accordance with the Repair, Renovation, Replacement and Maintenance (R3M) Program.

OPERATING COST IMPACT:
No significant change in operating cost is anticipated.

PROJECT COMPLETION DATE: Post Construction

Neighborhood Community Area:
City of Tampa

Sources of Funds (in $000s)	Total Estimated Sources	Prior Funding	FY 27 Carryforward	FY 27 Additional	FY 28	FY 29	FY 30	FY 31	Future
ARP Funds	$0	$0	$0	$0	$0	$0	$0	$0	$0
Community Invest. Tax I	0	0	0	0	0	0	0	0	0
Community Invest. Tax II	0	0	0	0	0	0	0	0	0
Community Invest. Tax III	0	0	0	0	0	0	0	0	0
Community Invest. Tax IV	0	0	0	0	0	0	0	0	0
Enterprise Fees	0	0	0	0	0	0	0	0	0
Financing	0	0	0	0	0	0	0	0	0
General Revenues-CW	0	0	0	0	0	0	0	0	0
General Revenues-R3M	500	217	283	0	0	0	0	0	0
General Revenues-UA	0	0	0	0	0	0	0	0	0
Grants & County Match	0	0	0	0	0	0	0	0	0
Library Fund	0	0	0	0	0	0	0	0	0
Other	0	0	0	0	0	0	0	0	0
Undetermined	0	0	0	0	0	0	0	0	0
Subtotal FY 27			$283	$0					
Total	**$500**	**$217**	**$283**		**$0**	**$0**	**$0**	**$0**	**$0**

Uses of Funds (in $000s)	Total Estimated Cost	Prior Expenses	FY 27 Carryforward	FY 27 Additional	FY 28	FY 29	FY 30	FY 31	Future
Capital [1]	$0	$0	$0	$0	$0	$0	$0	$0	$0
Contributions [2]	0	0	0	0	0	0	0	0	0
Non-Capital [3]	500	217	283	0	0	0	0	0	0
Subtotal FY 27			$283	$0					
Total	**$500**	**$217**	**$283**		**$0**	**$0**	**$0**	**$0**	**$0**

[1] Capital includes, but is not limited to, expenses related to capitalizable Development, Design, Land Acquisition, Equipment, Construction and Administration required to complete the project.
[2] Contributions includes, but is not limited to, funding through an agreement to other Government Agencies, Youth Organizations, Cultural Service Organizations and other Non-Profit Organizations.
[3] Non-Capital includes, but is not limited to, expenses related to Building Maintenance, Grounds & Landscaping Maintenance, Non-Capitalizable Equipment and other Professional Services.

PROJECT TITLE: **PROJECT NUMBER: C77957000**

EDGECOMB COURTHOUSE HVAC REPLACEMENT (R3M)

CIE REQUIREMENTS: N

LEVEL OF SERVICE IMPACT: N/A **PROGRAM: GOVERNMENT FACILITIES**

PROJECT DESCRIPTION:

Replacement of the HVAC systems that have reached their life expectancy.

OPERATING COST IMPACT:

No significant change in operating cost is anticipated.

PROJECT COMPLETION DATE: Sep 2028

Neighborhood Community Area:

City of Tampa

Sources of Funds (in $000s)	Total Estimated Sources	Prior Funding	FY 27 Carryforward	FY 27 Additional	FY 28	FY 29	FY 30	FY 31	Future
ARP Funds	$0	$0	$0	$0	$0	$0	$0	$0	$0
Community Invest. Tax I	0	0	0	0	0	0	0	0	0
Community Invest. Tax II	0	0	0	0	0	0	0	0	0
Community Invest. Tax III	0	0	0	0	0	0	0	0	0
Community Invest. Tax IV	0	0	0	0	0	0	0	0	0
Enterprise Fees	0	0	0	0	0	0	0	0	0
Financing	0	0	0	0	0	0	0	0	0
General Revenues-CW	0	0	0	0	0	0	0	0	0
General Revenues-R3M	750	0	0	750	0	0	0	0	0
General Revenues-UA	0	0	0	0	0	0	0	0	0
Grants & County Match	0	0	0	0	0	0	0	0	0
Library Fund	0	0	0	0	0	0	0	0	0
Other	0	0	0	0	0	0	0	0	0
Undetermined	0	0	0	0	0	0	0	0	0
Subtotal FY 27			$0	$750					
Total	**$750**	**$0**	**$750**		**$0**	**$0**	**$0**	**$0**	**$0**

Uses of Funds (in $000s)	Total Estimated Cost	Prior Expenses	FY 27 Carryforward	FY 27 Additional	FY 28	FY 29	FY 30	FY 31	Future
Capital [1]	$0	$0	$0	$0	$0	$0	$0	$0	$0
Contributions [2]	0	0	0	0	0	0	0	0	0
Non-Capital [3]	750	0	0	750	0	0	0	0	0
Subtotal FY 27			$0	$750					
Total	**$750**	**$0**	**$750**		**$0**	**$0**	**$0**	**$0**	**$0**

[1] Capital includes, but is not limited to, expenses related to capitalizable Development, Design, Land Acquisition, Equipment, Construction and Administration required to complete the project.
[2] Contributions includes, but is not limited to, funding through an agreement to other Government Agencies, Youth Organizations, Cultural Service Organizations and other Non-Profit Organizations.
[3] Non-Capital includes, but is not limited to, expenses related to Building Maintenance, Grounds & Landscaping Maintenance, Non-Capitalizable Equipment and other Professional Services.

PROJECT TITLE: **PROJECT NUMBER: C77946000**

EDGECOMB COURTHOUSE JUDGE'S CHAMBERS RENOVATIONS (R3M)

CIE REQUIREMENTS: N

LEVEL OF SERVICE IMPACT: N/A **PROGRAM: GOVERNMENT FACILITIES**

PROJECT DESCRIPTION:

Project is for the renovation of the 4th floor space and two judges chambers.

OPERATING COST IMPACT:

No significant change in operating cost is anticipated.

PROJECT COMPLETION DATE: Sep 2027

Neighborhood Community Area:

City of Tampa

Sources of Funds (in $000s)	Total Estimated Sources	Prior Funding	FY 27 Carryforward	FY 27 Additional	FY 28	FY 29	FY 30	FY 31	Future
ARP Funds	$0	$0	$0	$0	$0	$0	$0	$0	$0
Community Invest. Tax I	0	0	0	0	0	0	0	0	0
Community Invest. Tax II	0	0	0	0	0	0	0	0	0
Community Invest. Tax III	0	0	0	0	0	0	0	0	0
Community Invest. Tax IV	0	0	0	0	0	0	0	0	0
Enterprise Fees	0	0	0	0	0	0	0	0	0
Financing	0	0	0	0	0	0	0	0	0
General Revenues-CW	0	0	0	0	0	0	0	0	0
General Revenues-R3M	300	100	200	0	0	0	0	0	0
General Revenues-UA	0	0	0	0	0	0	0	0	0
Grants & County Match	0	0	0	0	0	0	0	0	0
Library Fund	0	0	0	0	0	0	0	0	0
Other	0	0	0	0	0	0	0	0	0
Undetermined	0	0	0	0	0	0	0	0	0
Subtotal FY 27			$200	$0					
Total	**$300**	**$100**	**$200**		**$0**	**$0**	**$0**	**$0**	**$0**

Uses of Funds (in $000s)	Total Estimated Cost	Prior Expenses	FY 27 Carryforward	FY 27 Additional	FY 28	FY 29	FY 30	FY 31	Future
Capital [1]	$0	$0	$0	$0	$0	$0	$0	$0	$0
Contributions [2]	0	0	0	0	0	0	0	0	0
Non-Capital [3]	300	100	200	0	0	0	0	0	0
Subtotal FY 27			$200	$0					
Total	**$300**	**$100**	**$200**		**$0**	**$0**	**$0**	**$0**	**$0**

[1] Capital includes, but is not limited to, expenses related to capitalizable Development, Design, Land Acquisition, Equipment, Construction and Administration required to complete the project.
[2] Contributions includes, but is not limited to, funding through an agreement to other Government Agencies, Youth Organizations, Cultural Service Organizations and other Non-Profit Organizations.
[3] Non-Capital includes, but is not limited to, expenses related to Building Maintenance, Grounds & Landscaping Maintenance, Non-Capitalizable Equipment and other Professional Services.

PROJECT TITLE:
EDGECOMB COURTHOUSE LIGHTING CONTROL AND REPLACEMENT (R3M)
CIE REQUIREMENTS: N
LEVEL OF SERVICE IMPACT: N/A

PROJECT NUMBER: C77881000

PROGRAM: GOVERNMENT FACILITIES

PROJECT DESCRIPTION:
This project is for the replacement of the lighting controls that operate the courtroom lighting that have reached their life expectancy and that utilizes obsolete parts that prevent the ability to perform ongoing repairs.

OPERATING COST IMPACT:
No significant change in operating cost is anticipated.

PROJECT COMPLETION DATE: Sep 2027

Neighborhood Community Area:
City of Tampa

Sources of Funds (in $000s)	Total Estimated Sources	Prior Funding	FY 27 Carryforward	FY 27 Additional	FY 28	FY 29	FY 30	FY 31	Future
ARP Funds	$0	$0	$0	$0	$0	$0	$0	$0	$0
Community Invest. Tax I	0	0	0	0	0	0	0	0	0
Community Invest. Tax II	0	0	0	0	0	0	0	0	0
Community Invest. Tax III	0	0	0	0	0	0	0	0	0
Community Invest. Tax IV	0	0	0	0	0	0	0	0	0
Enterprise Fees	0	0	0	0	0	0	0	0	0
Financing	0	0	0	0	0	0	0	0	0
General Revenues-CW	0	0	0	0	0	0	0	0	0
General Revenues-R3M	1,050	951	99	0	0	0	0	0	0
General Revenues-UA	0	0	0	0	0	0	0	0	0
Grants & County Match	0	0	0	0	0	0	0	0	0
Library Fund	0	0	0	0	0	0	0	0	0
Other	0	0	0	0	0	0	0	0	0
Undetermined	0	0	0	0	0	0	0	0	0
Subtotal FY 27			$99	$0					
Total	**$1,050**	**$951**	**$99**		**$0**	**$0**	**$0**	**$0**	**$0**

Uses of Funds (in $000s)	Total Estimated Cost	Prior Expenses	FY 27 Carryforward	FY 27 Additional	FY 28	FY 29	FY 30	FY 31	Future
Capital [1]	$0	$0	$0	$0	$0	$0	$0	$0	$0
Contributions [2]	0	0	0	0	0	0	0	0	0
Non-Capital [3]	1,050	951	99	0	0	0	0	0	0
Subtotal FY 27			$99	$0					
Total	**$1,050**	**$951**	**$99**		**$0**	**$0**	**$0**	**$0**	**$0**

[1] Capital includes, but is not limited to, expenses related to capitalizable Development, Design, Land Acquisition, Equipment, Construction and Administration required to complete the project.
[2] Contributions includes, but is not limited to, funding through an agreement to other Government Agencies, Youth Organizations, Cultural Service Organizations and other Non-Profit Organizations.
[3] Non-Capital includes, but is not limited to, expenses related to Building Maintenance, Grounds & Landscaping Maintenance, Non-Capitalizable Equipment and other Professional Services.

PROJECT TITLE:
EDGECOMB COURTHOUSE ROOF REPLACEMENT (R3M)
CIE REQUIREMENTS: N
LEVEL OF SERVICE IMPACT: N/A

PROJECT NUMBER: C77942000

PROGRAM: GOVERNMENT FACILITIES

PROJECT DESCRIPTION:
Project is for scheduled end of life cycle replacement of the roof for Edgecomb Courthouse.

OPERATING COST IMPACT:
No significant change in operating cost is anticipated.

PROJECT COMPLETION DATE: Sep 2027

Neighborhood Community Area:
City of Tampa

Sources of Funds (in $000s)	Total Estimated Sources	Prior Funding	FY 27 Carryforward	FY 27 Additional	FY 28	FY 29	FY 30	FY 31	Future
ARP Funds	$0	$0	$0	$0	$0	$0	$0	$0	$0
Community Invest. Tax I	0	0	0	0	0	0	0	0	0
Community Invest. Tax II	0	0	0	0	0	0	0	0	0
Community Invest. Tax III	0	0	0	0	0	0	0	0	0
Community Invest. Tax IV	0	0	0	0	0	0	0	0	0
Enterprise Fees	0	0	0	0	0	0	0	0	0
Financing	0	0	0	0	0	0	0	0	0
General Revenues-CW	0	0	0	0	0	0	0	0	0
General Revenues-R3M	1,600	384	1,216	0	0	0	0	0	0
General Revenues-UA	0	0	0	0	0	0	0	0	0
Grants & County Match	0	0	0	0	0	0	0	0	0
Library Fund	0	0	0	0	0	0	0	0	0
Other	0	0	0	0	0	0	0	0	0
Undetermined	0	0	0	0	0	0	0	0	0
Subtotal FY 27			$1,216	$0					
Total	**$1,600**	**$384**	**$1,216**		**$0**	**$0**	**$0**	**$0**	**$0**

Uses of Funds (in $000s)	Total Estimated Cost	Prior Expenses	FY 27 Carryforward	FY 27 Additional	FY 28	FY 29	FY 30	FY 31	Future
Capital [1]	$0	$0	$0	$0	$0	$0	$0	$0	$0
Contributions [2]	0	0	0	0	0	0	0	0	0
Non-Capital [3]	1,600	384	1,216	0	0	0	0	0	0
Subtotal FY 27			$1,216	$0					
Total	**$1,600**	**$384**	**$1,216**		**$0**	**$0**	**$0**	**$0**	**$0**

[1] Capital includes, but is not limited to, expenses related to capitalizable Development, Design, Land Acquisition, Equipment, Construction and Administration required to complete the project.
[2] Contributions includes, but is not limited to, funding through an agreement to other Government Agencies, Youth Organizations, Cultural Service Organizations and other Non-Profit Organizations.
[3] Non-Capital includes, but is not limited to, expenses related to Building Maintenance, Grounds & Landscaping Maintenance, Non-Capitalizable Equipment and other Professional Services.

PROJECT TITLE: **PROJECT NUMBER: C77841000**

EMERGENCY GENERATORS AT VARIOUS LOCATIONS (MP)

CIE REQUIREMENTS: N

LEVEL OF SERVICE IMPACT: N/A **PROGRAM: GOVERNMENT FACILITIES**

PROJECT DESCRIPTION:

The project includes engineering and installation of emergency generators and associated infrastructure upgrades such as electrical/mechanical, HVAC, fencing, safety/security, protection, etc. at various emergency shelters (such as public schools) and other critical facilities to provide back-up power capability. The project is an outcome of post Hurricane Irma analysis conducted by the County.

OPERATING COST IMPACT:

Preliminary maintenance cost estimated at $68,000 annually. This cost will be refined during implementation.

PROJECT COMPLETION DATE: Ongoing

Neighborhood Community Area:

Countywide

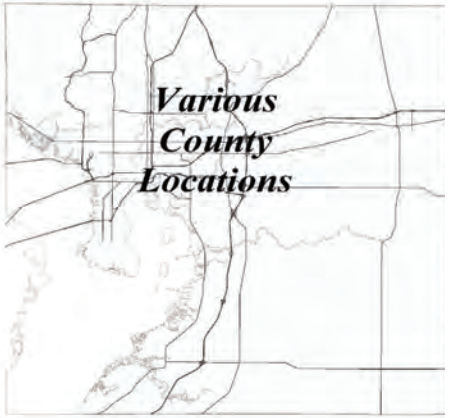

Sources of Funds (in $000s)	Total Estimated Sources	Prior Funding	FY 27 Carryforward	FY 27 Additional	FY 28	FY 29	FY 30	FY 31	Future
ARP Funds	$0	$0	$0	$0	$0	$0	$0	$0	$0
Community Invest. Tax I	0	0	0	0	0	0	0	0	0
Community Invest. Tax II	0	0	0	0	0	0	0	0	0
Community Invest. Tax III	0	0	0	0	0	0	0	0	0
Community Invest. Tax IV	0	0	0	0	0	0	0	0	0
Enterprise Fees	0	0	0	0	0	0	0	0	0
Financing	14,672	14,672	0	0	0	0	0	0	0
General Revenues-CW	5,790	788	3,201	1,800	0	0	0	0	0
General Revenues-R3M	0	0	0	0	0	0	0	0	0
General Revenues-UA	1,640	640	1,000	0	0	0	0	0	0
Grants & County Match	825	0	825	0	0	0	0	0	0
Library Fund	0	0	0	0	0	0	0	0	0
Other	0	0	0	0	0	0	0	0	0
Undetermined	0	0	0	0	0	0	0	0	0
Subtotal FY 27			$5,026	$1,800					
Total	**$22,926**	**$16,100**	**$6,826**		**$0**	**$0**	**$0**	**$0**	**$0**

Uses of Funds (in $000s)	Total Estimated Cost	Prior Expenses	FY 27 Carryforward	FY 27 Additional	FY 28	FY 29	FY 30	FY 31	Future
Capital [1]	$6,416	$6,416	$0	$0	$0	$0	$0	$0	$0
Contributions [2]	16,511	9,685	5,026	1,800	0	0	0	0	0
Non-Capital [3]	0	0	0	0	0	0	0	0	0
Subtotal FY 27			$5,026	$1,800					
Total	**$22,926**	**$16,100**	**$6,826**		**$0**	**$0**	**$0**	**$0**	**$0**

[1] Capital includes, but is not limited to, expenses related to capitalizable Development, Design, Land Acquisition, Equipment, Construction and Administration required to complete the project.
[2] Contributions includes, but is not limited to, funding through an agreement to other Government Agencies, Youth Organizations, Cultural Service Organizations and other Non-Profit Organizations.
[3] Non-Capital includes, but is not limited to, expenses related to Building Maintenance, Grounds & Landscaping Maintenance, Non-Capitalizable Equipment and other Professional Services.

PROJECT TITLE: **PROJECT NUMBER: C77934000**

EPC COMPLEX BUILDING WATERPROOFING (R3M)

CIE REQUIREMENTS: N

LEVEL OF SERVICE IMPACT: N/A **PROGRAM: GOVERNMENT FACILITIES**

PROJECT DESCRIPTION:

The project includes design of the stormwater drainage and flow around the entire building perimeter and installation of waterproofing from below slab to the first foot or more of the exterior walls and any necessary grading/landscaping changes.

OPERATING COST IMPACT:

No significant change in operating cost is anticipated.

PROJECT COMPLETION DATE: Sep 2027

Neighborhood Community Area:

East Lake Orient Park

Sources of Funds (in $000s)	Total Estimated Sources	Prior Funding	FY 27 Carryforward	FY 27 Additional	FY 28	FY 29	FY 30	FY 31	Future
ARP Funds	$0	$0	$0	$0	$0	$0	$0	$0	$0
Community Invest. Tax I	0	0	0	0	0	0	0	0	0
Community Invest. Tax II	0	0	0	0	0	0	0	0	0
Community Invest. Tax III	0	0	0	0	0	0	0	0	0
Community Invest. Tax IV	0	0	0	0	0	0	0	0	0
Enterprise Fees	0	0	0	0	0	0	0	0	0
Financing	0	0	0	0	0	0	0	0	0
General Revenues-CW	0	0	0	0	0	0	0	0	0
General Revenues-R3M	850	100	750	0	0	0	0	0	0
General Revenues-UA	0	0	0	0	0	0	0	0	0
Grants & County Match	0	0	0	0	0	0	0	0	0
Library Fund	0	0	0	0	0	0	0	0	0
Other	0	0	0	0	0	0	0	0	0
Undetermined	0	0	0	0	0	0	0	0	0
Subtotal FY 27			$750	$0					
Total	**$850**	**$100**	**$750**		**$0**	**$0**	**$0**	**$0**	**$0**

Uses of Funds (in $000s)	Total Estimated Cost	Prior Expenses	FY 27 Carryforward	FY 27 Additional	FY 28	FY 29	FY 30	FY 31	Future
Capital [1]	$0	$0	$0	$0	$0	$0	$0	$0	$0
Contributions [2]	0	0	0	0	0	0	0	0	0
Non-Capital [3]	850	100	750	0	0	0	0	0	0
Subtotal FY 27			$750	$0					
Total	**$850**	**$100**	**$750**		**$0**	**$0**	**$0**	**$0**	**$0**

[1] Capital includes, but is not limited to, expenses related to capitalizable Development, Design, Land Acquisition, Equipment, Construction and Administration required to complete the project.
[2] Contributions includes, but is not limited to, funding through an agreement to other Government Agencies, Youth Organizations, Cultural Service Organizations and other Non-Profit Organizations.
[3] Non-Capital includes, but is not limited to, expenses related to Building Maintenance, Grounds & Landscaping Maintenance, Non-Capitalizable Equipment and other Professional Services.

PROJECT TITLE:
ERP SYSTEM ENHANCEMENTS

PROJECT NUMBER: C77824000

CIE REQUIREMENTS: N

LEVEL OF SERVICE IMPACT: N/A

PROGRAM: GOVERNMENT FACILITIES

PROJECT DESCRIPTION:
This project funded a full system upgrade to address improvement opportunities for the Oracle E-Business Suite software and various enhancements to improve efficiency and reporting capabilities.

Neighborhood Community Area:
City of Tampa

OPERATING COST IMPACT:
No significant change in operating cost is anticipated.

PROJECT COMPLETION DATE: TBD

Sources of Funds (in $000s)	Total Estimated Sources	Prior Funding	FY 27 Carryforward	FY 27 Additional	FY 28	FY 29	FY 30	FY 31	Future
ARP Funds	$0	$0	$0	$0	$0	$0	$0	$0	$0
Community Invest. Tax I	0	0	0	0	0	0	0	0	0
Community Invest. Tax II	0	0	0	0	0	0	0	0	0
Community Invest. Tax III	0	0	0	0	0	0	0	0	0
Community Invest. Tax IV	0	0	0	0	0	0	0	0	0
Enterprise Fees	1,413	1,385	28	0	0	0	0	0	0
Financing	0	0	0	0	0	0	0	0	0
General Revenues-CW	18,597	10,140	8,457	0	0	0	0	0	0
General Revenues-R3M	0	0	0	0	0	0	0	0	0
General Revenues-UA	2,524	2,000	524	0	0	0	0	0	0
Grants & County Match	0	0	0	0	0	0	0	0	0
Library Fund	0	0	0	0	0	0	0	0	0
Other	0	0	0	0	0	0	0	0	0
Undetermined	0	0	0	0	0	0	0	0	0
Subtotal FY 27			$9,009	$0					
Total	**$22,534**	**$13,525**	**$9,009**		**$0**	**$0**	**$0**	**$0**	**$0**

Uses of Funds (in $000s)	Total Estimated Cost	Prior Expenses	FY 27 Carryforward	FY 27 Additional	FY 28	FY 29	FY 30	FY 31	Future
Capital [1]	$6,627	$6,627	$0	$0	$0	$0	$0	$0	$0
Contributions [2]	0	0	0	0	0	0	0	0	0
Non-Capital [3]	15,907	6,898	9,009	0	0	0	0	0	0
Subtotal FY 27			$9,009	$0					
Total	**$22,534**	**$13,525**	**$9,009**		**$0**	**$0**	**$0**	**$0**	**$0**

[1] Capital includes, but is not limited to, expenses related to capitalizable Development, Design, Land Acquisition, Equipment, Construction and Administration required to complete the project.
[2] Contributions includes, but is not limited to, funding through an agreement to other Government Agencies, Youth Organizations, Cultural Service Organizations and other Non-Profit Organizations.
[3] Non-Capital includes, but is not limited to, expenses related to Building Maintenance, Grounds & Landscaping Maintenance, Non-Capitalizable Equipment and other Professional Services.

PROJECT TITLE:
FAITH ACTION MINISTRY ALLIANCE CAPITAL CONTRIBUTION

PROJECT NUMBER: C77927000

CIE REQUIREMENTS: N

LEVEL OF SERVICE IMPACT: N/A

PROGRAM: GOVERNMENT FACILITIES

PROJECT DESCRIPTION:
Conduct site work related to access and mobility on school premises and improving vacant land to enhance outdoor recreational opportunities.

Neighborhood Community Area:
City of Tampa

OPERATING COST IMPACT:
There will be no operating cost impact to the County.

PROJECT COMPLETION DATE: Contribution

Sources of Funds (in $000s)	Total Estimated Sources	Prior Funding	FY 27 Carryforward	FY 27 Additional	FY 28	FY 29	FY 30	FY 31	Future
ARP Funds	$0	$0	$0	$0	$0	$0	$0	$0	$0
Community Invest. Tax I	0	0	0	0	0	0	0	0	0
Community Invest. Tax II	0	0	0	0	0	0	0	0	0
Community Invest. Tax III	0	0	0	0	0	0	0	0	0
Community Invest. Tax IV	0	0	0	0	0	0	0	0	0
Enterprise Fees	0	0	0	0	0	0	0	0	0
Financing	0	0	0	0	0	0	0	0	0
General Revenues-CW	250	57	193	0	0	0	0	0	0
General Revenues-R3M	0	0	0	0	0	0	0	0	0
General Revenues-UA	0	0	0	0	0	0	0	0	0
Grants & County Match	0	0	0	0	0	0	0	0	0
Library Fund	0	0	0	0	0	0	0	0	0
Other	0	0	0	0	0	0	0	0	0
Undetermined	0	0	0	0	0	0	0	0	0
Subtotal FY 27			$193	$0					
Total	**$250**	**$57**	**$193**		**$0**	**$0**	**$0**	**$0**	**$0**

Uses of Funds (in $000s)	Total Estimated Cost	Prior Expenses	FY 27 Carryforward	FY 27 Additional	FY 28	FY 29	FY 30	FY 31	Future
Capital [1]	$0	$0	$0	$0	$0	$0	$0	$0	$0
Contributions [2]	250	57	193	0	0	0	0	0	0
Non-Capital [3]	0	0	0	0	0	0	0	0	0
Subtotal FY 27			$193	$0					
Total	**$250**	**$57**	**$193**		**$0**	**$0**	**$0**	**$0**	**$0**

[1] Capital includes, but is not limited to, expenses related to capitalizable Development, Design, Land Acquisition, Equipment, Construction and Administration required to complete the project.
[2] Contributions includes, but is not limited to, funding through an agreement to other Government Agencies, Youth Organizations, Cultural Service Organizations and other Non-Profit Organizations.
[3] Non-Capital includes, but is not limited to, expenses related to Building Maintenance, Grounds & Landscaping Maintenance, Non-Capitalizable Equipment and other Professional Services.

PROJECT TITLE: **PROJECT NUMBER: C77880000**

FALKENBURG CLERK GENERATOR REPLACEMENT (R3M)

CIE REQUIREMENTS: N

LEVEL OF SERVICE IMPACT: N/A **PROGRAM: GOVERNMENT FACILITIES**

PROJECT DESCRIPTION:

This project is for the scheduled replacement of the emergency generator that has reached its life expectancy.

Neighborhood Community Area:

Brandon

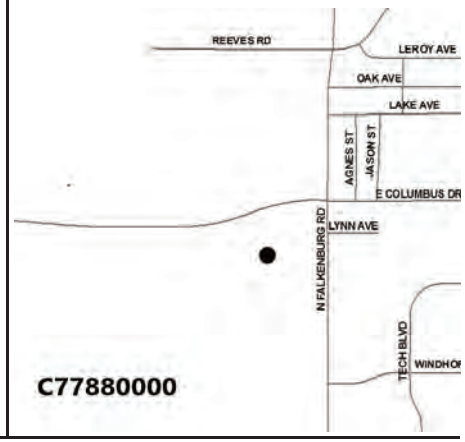

OPERATING COST IMPACT:

No significant change in operating cost is anticipated.

PROJECT COMPLETION DATE: Sep 2027

Sources of Funds (in $000s)	Total Estimated Sources	Prior Funding	FY 27 Carryforward	FY 27 Additional	FY 28	FY 29	FY 30	FY 31	Future
ARP Funds	$0	$0	$0	$0	$0	$0	$0	$0	$0
Community Invest. Tax I	0	0	0	0	0	0	0	0	0
Community Invest. Tax II	0	0	0	0	0	0	0	0	0
Community Invest. Tax III	0	0	0	0	0	0	0	0	0
Community Invest. Tax IV	0	0	0	0	0	0	0	0	0
Enterprise Fees	0	0	0	0	0	0	0	0	0
Financing	0	0	0	0	0	0	0	0	0
General Revenues-CW	0	0	0	0	0	0	0	0	0
General Revenues-R3M	2,500	932	1,568	0	0	0	0	0	0
General Revenues-UA	0	0	0	0	0	0	0	0	0
Grants & County Match	0	0	0	0	0	0	0	0	0
Library Fund	0	0	0	0	0	0	0	0	0
Other	0	0	0	0	0	0	0	0	0
Undetermined	0	0	0	0	0	0	0	0	0
Subtotal FY 27			$1,568	$0					
Total	**$2,500**	**$932**	**$1,568**		**$0**	**$0**	**$0**	**$0**	**$0**

Uses of Funds (in $000s)	Total Estimated Cost	Prior Expenses	FY 27 Carryforward	FY 27 Additional	FY 28	FY 29	FY 30	FY 31	Future
Capital [1]	$5	$5	$0	$0	$0	$0	$0	$0	$0
Contributions [2]	0	0	0	0	0	0	0	0	0
Non-Capital [3]	2,495	928	1,568	0	0	0	0	0	0
Subtotal FY 27			$1,568	$0					
Total	**$2,500**	**$932**	**$1,568**		**$0**	**$0**	**$0**	**$0**	**$0**

[1] Capital includes, but is not limited to, expenses related to capitalizable Development, Design, Land Acquisition, Equipment, Construction and Administration required to complete the project.
[2] Contributions includes, but is not limited to, funding through an agreement to other Government Agencies, Youth Organizations, Cultural Service Organizations and other Non-Profit Organizations.
[3] Non-Capital includes, but is not limited to, expenses related to Building Maintenance, Grounds & Landscaping Maintenance, Non-Capitalizable Equipment and other Professional Services.

PROJECT TITLE: **PROJECT NUMBER: C77860000**

FALKENBURG RD CLERK WAREHOUSE AIR HANDLER & CHILLER REPLACEMENT (R3M)

CIE REQUIREMENTS: N

LEVEL OF SERVICE IMPACT: N/A **PROGRAM: GOVERNMENT FACILITIES**

PROJECT DESCRIPTION:

Project is to replace the overhead air handlers and air cooled chiller that have reached their life expectancy.

Neighborhood Community Area:

Brandon

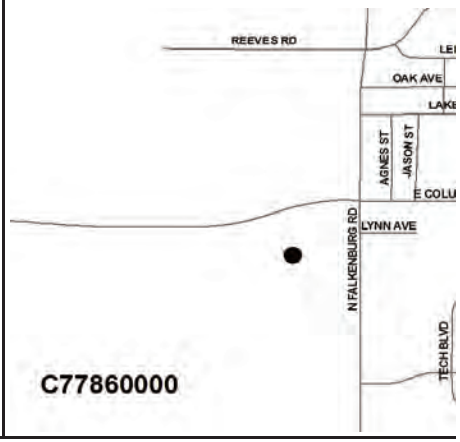

OPERATING COST IMPACT:

No significant change in operating cost is anticipated.

PROJECT COMPLETION DATE: Sep 2027

Sources of Funds (in $000s)	Total Estimated Sources	Prior Funding	FY 27 Carryforward	FY 27 Additional	FY 28	FY 29	FY 30	FY 31	Future
ARP Funds	$0	$0	$0	$0	$0	$0	$0	$0	$0
Community Invest. Tax I	0	0	0	0	0	0	0	0	0
Community Invest. Tax II	0	0	0	0	0	0	0	0	0
Community Invest. Tax III	0	0	0	0	0	0	0	0	0
Community Invest. Tax IV	0	0	0	0	0	0	0	0	0
Enterprise Fees	0	0	0	0	0	0	0	0	0
Financing	0	0	0	0	0	0	0	0	0
General Revenues-CW	0	0	0	0	0	0	0	0	0
General Revenues-R3M	1,750	1,241	509	0	0	0	0	0	0
General Revenues-UA	0	0	0	0	0	0	0	0	0
Grants & County Match	0	0	0	0	0	0	0	0	0
Library Fund	0	0	0	0	0	0	0	0	0
Other	0	0	0	0	0	0	0	0	0
Undetermined	0	0	0	0	0	0	0	0	0
Subtotal FY 27			$509	$0					
Total	**$1,750**	**$1,241**	**$509**		**$0**	**$0**	**$0**	**$0**	**$0**

Uses of Funds (in $000s)	Total Estimated Cost	Prior Expenses	FY 27 Carryforward	FY 27 Additional	FY 28	FY 29	FY 30	FY 31	Future
Capital [1]	$0	$0	$0	$0	$0	$0	$0	$0	$0
Contributions [2]	0	0	0	0	0	0	0	0	0
Non-Capital [3]	1,750	1,241	509	0	0	0	0	0	0
Subtotal FY 27			$509	$0					
Total	**$1,750**	**$1,241**	**$509**		**$0**	**$0**	**$0**	**$0**	**$0**

[1] Capital includes, but is not limited to, expenses related to capitalizable Development, Design, Land Acquisition, Equipment, Construction and Administration required to complete the project.
[2] Contributions includes, but is not limited to, funding through an agreement to other Government Agencies, Youth Organizations, Cultural Service Organizations and other Non-Profit Organizations.
[3] Non-Capital includes, but is not limited to, expenses related to Building Maintenance, Grounds & Landscaping Maintenance, Non-Capitalizable Equipment and other Professional Services.

PROJECT TITLE:
FILM STUDIO / FILM SCHOOL
CIE REQUIREMENTS: N
LEVEL OF SERVICE IMPACT: N/A

PROJECT NUMBER: C77859000

PROGRAM: GOVERNMENT FACILITIES

PROJECT DESCRIPTION:
The Board of County Commissioners approved this project to provide funding for the construction / build out of a future film studio / film school.

OPERATING COST IMPACT:
To be determined.

PROJECT COMPLETION DATE: TBD

Neighborhood Community Area:
TBD

Sources of Funds (in $000s)	Total Estimated Sources	Prior Funding	FY 27 Carryforward	FY 27 Additional	FY 28	FY 29	FY 30	FY 31	Future
ARP Funds	$0	$0	$0	$0	$0	$0	$0	$0	$0
Community Invest. Tax I	0	0	0	0	0	0	0	0	0
Community Invest. Tax II	0	0	0	0	0	0	0	0	0
Community Invest. Tax III	0	0	0	0	0	0	0	0	0
Community Invest. Tax IV	0	0	0	0	0	0	0	0	0
Enterprise Fees	0	0	0	0	0	0	0	0	0
Financing	0	0	0	0	0	0	0	0	0
General Revenues-CW	0	0	0	0	0	0	0	0	0
General Revenues-R3M	0	0	0	0	0	0	0	0	0
General Revenues-UA	0	0	0	0	0	0	0	0	0
Grants & County Match	0	0	0	0	0	0	0	0	0
Library Fund	0	0	0	0	0	0	0	0	0
Other	2,000	0	2,000	0	0	0	0	0	0
Undetermined	0	0	0	0	0	0	0	0	0
Subtotal FY 27			$2,000	$0					
Total	**$2,000**	**$0**	**$2,000**		**$0**	**$0**	**$0**	**$0**	**$0**

Uses of Funds (in $000s)	Total Estimated Cost	Prior Expenses	FY 27 Carryforward	FY 27 Additional	FY 28	FY 29	FY 30	FY 31	Future
Capital [1]	$2,000	$0	$2,000	$0	$0	$0	$0	$0	$0
Contributions [2]	0	0	0	0	0	0	0	0	0
Non-Capital [3]	0	0	0	0	0	0	0	0	0
Subtotal FY 27			$2,000	$0					
Total	**$2,000**	**$0**	**$2,000**		**$0**	**$0**	**$0**	**$0**	**$0**

[1] Capital includes, but is not limited to, expenses related to capitalizable Development, Design, Land Acquisition, Equipment, Construction and Administration required to complete the project.
[2] Contributions includes, but is not limited to, funding through an agreement to other Government Agencies, Youth Organizations, Cultural Service Organizations and other Non-Profit Organizations.
[3] Non-Capital includes, but is not limited to, expenses related to Building Maintenance, Grounds & Landscaping Maintenance, Non-Capitalizable Equipment and other Professional Services.

PROJECT TITLE:
FORMER DEPARTMENT OF JUVENILE JUSTICE SITE RENOVATIONS (R3M)
CIE REQUIREMENTS: N
LEVEL OF SERVICE IMPACT: N/A

PROJECT NUMBER: C77885000

PROGRAM: GOVERNMENT FACILITIES

PROJECT DESCRIPTION:
This project is for the demolition of structures at the County owned former Department of Juvenile Justice (DOJJ) site in East Rural County (near Mango Road) and any decommissioning of utilities.

OPERATING COST IMPACT:
No significant change in operating cost is anticipated.

PROJECT COMPLETION DATE: Sep 2028

Neighborhood Community Area:
Thonotosassa

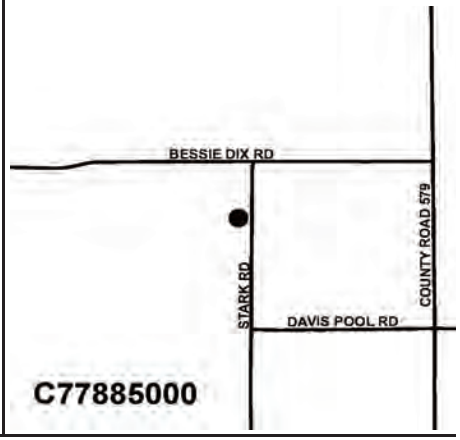

Sources of Funds (in $000s)	Total Estimated Sources	Prior Funding	FY 27 Carryforward	FY 27 Additional	FY 28	FY 29	FY 30	FY 31	Future
ARP Funds	$0	$0	$0	$0	$0	$0	$0	$0	$0
Community Invest. Tax I	0	0	0	0	0	0	0	0	0
Community Invest. Tax II	0	0	0	0	0	0	0	0	0
Community Invest. Tax III	0	0	0	0	0	0	0	0	0
Community Invest. Tax IV	0	0	0	0	0	0	0	0	0
Enterprise Fees	0	0	0	0	0	0	0	0	0
Financing	0	0	0	0	0	0	0	0	0
General Revenues-CW	0	0	0	0	0	0	0	0	0
General Revenues-R3M	500	123	377	0	0	0	0	0	0
General Revenues-UA	0	0	0	0	0	0	0	0	0
Grants & County Match	0	0	0	0	0	0	0	0	0
Library Fund	0	0	0	0	0	0	0	0	0
Other	0	0	0	0	0	0	0	0	0
Undetermined	0	0	0	0	0	0	0	0	0
Subtotal FY 27			$377	$0					
Total	**$500**	**$123**	**$377**		**$0**	**$0**	**$0**	**$0**	**$0**

Uses of Funds (in $000s)	Total Estimated Cost	Prior Expenses	FY 27 Carryforward	FY 27 Additional	FY 28	FY 29	FY 30	FY 31	Future
Capital [1]	$122	$122	$0	$0	$0	$0	$0	$0	$0
Contributions [2]	0	0	0	0	0	0	0	0	0
Non-Capital [3]	378	1	377	0	0	0	0	0	0
Subtotal FY 27			$377	$0					
Total	**$500**	**$123**	**$377**		**$0**	**$0**	**$0**	**$0**	**$0**

[1] Capital includes, but is not limited to, expenses related to capitalizable Development, Design, Land Acquisition, Equipment, Construction and Administration required to complete the project.
[2] Contributions includes, but is not limited to, funding through an agreement to other Government Agencies, Youth Organizations, Cultural Service Organizations and other Non-Profit Organizations.
[3] Non-Capital includes, but is not limited to, expenses related to Building Maintenance, Grounds & Landscaping Maintenance, Non-Capitalizable Equipment and other Professional Services.

PROJECT TITLE:
GRACEPOINT MARIPOSA WOMEN'S PSYCHIATRIC HOSPITAL

PROJECT NUMBER: C77948000

CIE REQUIREMENTS: N

LEVEL OF SERVICE IMPACT: N/A

PROGRAM: GOVERNMENT FACILITIES

PROJECT DESCRIPTION:
The Board of County Commissioners approved funding a contribution for construction of an entry canopy as well as associated FF&E for Gracepoint's new Mariposa Women's Psychiatric Hospital currently under development.

OPERATING COST IMPACT:
There will be no operating cost impact to the County.

PROJECT COMPLETION DATE: Contribution

Neighborhood Community Area:
City of Tampa

Sources of Funds (in $000s)	Total Estimated Sources	Prior Funding	FY 27 Carryforward	FY 27 Additional	FY 28	FY 29	FY 30	FY 31	Future
ARP Funds	$0	$0	$0	$0	$0	$0	$0	$0	$0
Community Invest. Tax I	0	0	0	0	0	0	0	0	0
Community Invest. Tax II	0	0	0	0	0	0	0	0	0
Community Invest. Tax III	0	0	0	0	0	0	0	0	0
Community Invest. Tax IV	0	0	0	0	0	0	0	0	0
Enterprise Fees	0	0	0	0	0	0	0	0	0
Financing	0	0	0	0	0	0	0	0	0
General Revenues-CW	950	0	238	238	238	238	0	0	0
General Revenues-R3M	0	0	0	0	0	0	0	0	0
General Revenues-UA	0	0	0	0	0	0	0	0	0
Grants & County Match	0	0	0	0	0	0	0	0	0
Library Fund	0	0	0	0	0	0	0	0	0
Other	0	0	0	0	0	0	0	0	0
Undetermined	0	0	0	0	0	0	0	0	0
Subtotal FY 27			$238	$238					
Total	**$950**	**$0**	**$475**		**$238**	**$238**	**$0**	**$0**	**$0**

Uses of Funds (in $000s)	Total Estimated Cost	Prior Expenses	FY 27 Carryforward	FY 27 Additional	FY 28	FY 29	FY 30	FY 31	Future
Capital [1]	$0	$0	$0	$0	$0	$0	$0	$0	$0
Contributions [2]	950	0	238	238	238	238	0	0	0
Non-Capital [3]	0	0	0	0	0	0	0	0	0
Subtotal FY 27			$238	$238					
Total	**$950**	**$0**	**$475**		**$238**	**$238**	**$0**	**$0**	**$0**

[1] Capital includes, but is not limited to, expenses related to capitalizable Development, Design, Land Acquisition, Equipment, Construction and Administration required to complete the project.
[2] Contributions includes, but is not limited to, funding through an agreement to other Government Agencies, Youth Organizations, Cultural Service Organizations and other Non-Profit Organizations.
[3] Non-Capital includes, but is not limited to, expenses related to Building Maintenance, Grounds & Landscaping Maintenance, Non-Capitalizable Equipment and other Professional Services.

PROJECT TITLE:
HANNA ROAD FACILITY GENERATOR REPLACEMENT (R3M)

PROJECT NUMBER: C77940000

CIE REQUIREMENTS: N

LEVEL OF SERVICE IMPACT: N/A

PROGRAM: GOVERNMENT FACILITIES

PROJECT DESCRIPTION:
This project is for the scheduled replacement of the emergency generator that has reached its life expectancy.

OPERATING COST IMPACT:
No significant change in operating cost is anticipated.

PROJECT COMPLETION DATE: Sep 2027

Neighborhood Community Area:
City of Tampa

Sources of Funds (in $000s)	Total Estimated Sources	Prior Funding	FY 27 Carryforward	FY 27 Additional	FY 28	FY 29	FY 30	FY 31	Future
ARP Funds	$0	$0	$0	$0	$0	$0	$0	$0	$0
Community Invest. Tax I	0	0	0	0	0	0	0	0	0
Community Invest. Tax II	0	0	0	0	0	0	0	0	0
Community Invest. Tax III	0	0	0	0	0	0	0	0	0
Community Invest. Tax IV	0	0	0	0	0	0	0	0	0
Enterprise Fees	0	0	0	0	0	0	0	0	0
Financing	0	0	0	0	0	0	0	0	0
General Revenues-CW	0	0	0	0	0	0	0	0	0
General Revenues-R3M	750	137	613	0	0	0	0	0	0
General Revenues-UA	0	0	0	0	0	0	0	0	0
Grants & County Match	0	0	0	0	0	0	0	0	0
Library Fund	0	0	0	0	0	0	0	0	0
Other	0	0	0	0	0	0	0	0	0
Undetermined	0	0	0	0	0	0	0	0	0
Subtotal FY 27			$613	$0					
Total	**$750**	**$137**	**$613**		**$0**	**$0**	**$0**	**$0**	**$0**

Uses of Funds (in $000s)	Total Estimated Cost	Prior Expenses	FY 27 Carryforward	FY 27 Additional	FY 28	FY 29	FY 30	FY 31	Future
Capital [1]	$0	$0	$0	$0	$0	$0	$0	$0	$0
Contributions [2]	0	0	0	0	0	0	0	0	0
Non-Capital [3]	750	137	613	0	0	0	0	0	0
Subtotal FY 27			$613	$0					
Total	**$750**	**$137**	**$613**		**$0**	**$0**	**$0**	**$0**	**$0**

[1] Capital includes, but is not limited to, expenses related to capitalizable Development, Design, Land Acquisition, Equipment, Construction and Administration required to complete the project.
[2] Contributions includes, but is not limited to, funding through an agreement to other Government Agencies, Youth Organizations, Cultural Service Organizations and other Non-Profit Organizations.
[3] Non-Capital includes, but is not limited to, expenses related to Building Maintenance, Grounds & Landscaping Maintenance, Non-Capitalizable Equipment and other Professional Services.

PROJECT TITLE: **PROJECT NUMBER: C77939000**

HANNA ROAD FACILITY HVAC REPLACEMENTS (R3M)

CIE REQUIREMENTS: N

LEVEL OF SERVICE IMPACT: N/A **PROGRAM: GOVERNMENT FACILITIES**

PROJECT DESCRIPTION:

This project is for the scheduled replacement of the HVAC system that has reached its life expectancy.

OPERATING COST IMPACT:

No significant change in operating cost is anticipated.

PROJECT COMPLETION DATE: Sep 2027

Neighborhood Community Area:

City of Tampa

Sources of Funds (in $000s)	Total Estimated Sources	Prior Funding	FY 27 Carryforward	FY 27 Additional	FY 28	FY 29	FY 30	FY 31	Future
ARP Funds	$0	$0	$0	$0	$0	$0	$0	$0	$0
Community Invest. Tax I	0	0	0	0	0	0	0	0	0
Community Invest. Tax II	0	0	0	0	0	0	0	0	0
Community Invest. Tax III	0	0	0	0	0	0	0	0	0
Community Invest. Tax IV	0	0	0	0	0	0	0	0	0
Enterprise Fees	0	0	0	0	0	0	0	0	0
Financing	0	0	0	0	0	0	0	0	0
General Revenues-CW	0	0	0	0	0	0	0	0	0
General Revenues-R3M	2,000	200	1,800	0	0	0	0	0	0
General Revenues-UA	0	0	0	0	0	0	0	0	0
Grants & County Match	0	0	0	0	0	0	0	0	0
Library Fund	0	0	0	0	0	0	0	0	0
Other	0	0	0	0	0	0	0	0	0
Undetermined	0	0	0	0	0	0	0	0	0
Subtotal FY 27			$1,800	$0					
Total	**$2,000**	**$200**	**$1,800**		**$0**	**$0**	**$0**	**$0**	**$0**

Uses of Funds (in $000s)	Total Estimated Cost	Prior Expenses	FY 27 Carryforward	FY 27 Additional	FY 28	FY 29	FY 30	FY 31	Future
Capital [1]	$0	$0	$0	$0	$0	$0	$0	$0	$0
Contributions [2]	0	0	0	0	0	0	0	0	0
Non-Capital [3]	2,000	200	1,800	0	0	0	0	0	0
Subtotal FY 27			$1,800	$0					
Total	**$2,000**	**$200**	**$1,800**		**$0**	**$0**	**$0**	**$0**	**$0**

[1] Capital includes, but is not limited to, expenses related to capitalizable Development, Design, Land Acquisition, Equipment, Construction and Administration required to complete the project.
[2] Contributions includes, but is not limited to, funding through an agreement to other Government Agencies, Youth Organizations, Cultural Service Organizations and other Non-Profit Organizations.
[3] Non-Capital includes, but is not limited to, expenses related to Building Maintenance, Grounds & Landscaping Maintenance, Non-Capitalizable Equipment and other Professional Services.

PROJECT TITLE: **PROJECT NUMBER: C77949000**

HEALTHCARE WORKFORCE AFFORDABLE HOUSING - TGH AND USF

CIE REQUIREMENTS: N

LEVEL OF SERVICE IMPACT: N/A **PROGRAM: GOVERNMENT FACILITIES**

PROJECT DESCRIPTION:

Contribution to help support the development of a childcare center that will be built in conjunction with a Tampa General Hospital workforce housing development. This will be a joint venture with an experienced affordable workforce housing developer to attract and retain health care workers at TGH and USF by providing affordable rental units.

OPERATING COST IMPACT:

There will be no operating cost impact to the County.

PROJECT COMPLETION DATE: Contribution

Neighborhood Community Area:

Various

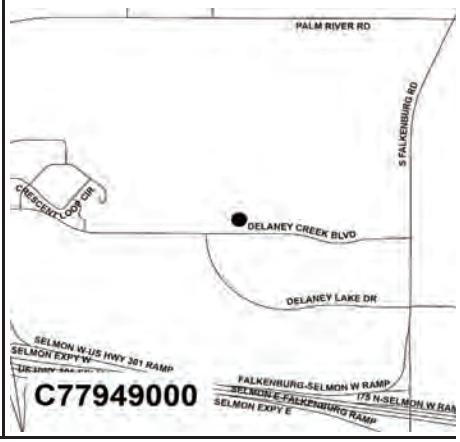

Sources of Funds (in $000s)	Total Estimated Sources	Prior Funding	FY 27 Carryforward	FY 27 Additional	FY 28	FY 29	FY 30	FY 31	Future
ARP Funds	$0	$0	$0	$0	$0	$0	$0	$0	$0
Community Invest. Tax I	0	0	0	0	0	0	0	0	0
Community Invest. Tax II	0	0	0	0	0	0	0	0	0
Community Invest. Tax III	0	0	0	0	0	0	0	0	0
Community Invest. Tax IV	0	0	0	0	0	0	0	0	0
Enterprise Fees	0	0	0	0	0	0	0	0	0
Financing	0	0	0	0	0	0	0	0	0
General Revenues-CW	1,940	0	940	500	500	0	0	0	0
General Revenues-R3M	0	0	0	0	0	0	0	0	0
General Revenues-UA	0	0	0	0	0	0	0	0	0
Grants & County Match	0	0	0	0	0	0	0	0	0
Library Fund	0	0	0	0	0	0	0	0	0
Other	0	0	0	0	0	0	0	0	0
Undetermined	0	0	0	0	0	0	0	0	0
Subtotal FY 27			$940	$500					
Total	**$1,940**	**$0**	**$1,440**		**$500**	**$0**	**$0**	**$0**	**$0**

Uses of Funds (in $000s)	Total Estimated Cost	Prior Expenses	FY 27 Carryforward	FY 27 Additional	FY 28	FY 29	FY 30	FY 31	Future
Capital [1]	$0	$0	$0	$0	$0	$0	$0	$0	$0
Contributions [2]	1,940	0	940	500	500	0	0	0	0
Non-Capital [3]	0	0	0	0	0	0	0	0	0
Subtotal FY 27			$940	$500					
Total	**$1,940**	**$0**	**$1,440**		**$500**	**$0**	**$0**	**$0**	**$0**

[1] Capital includes, but is not limited to, expenses related to capitalizable Development, Design, Land Acquisition, Equipment, Construction and Administration required to complete the project.
[2] Contributions includes, but is not limited to, funding through an agreement to other Government Agencies, Youth Organizations, Cultural Service Organizations and other Non-Profit Organizations.
[3] Non-Capital includes, but is not limited to, expenses related to Building Maintenance, Grounds & Landscaping Maintenance, Non-Capitalizable Equipment and other Professional Services.

PROJECT TITLE:
HIGHLAND PINES OUTREACH CENTER CAPITAL CONTRIBUTION

PROJECT NUMBER: C77951000

CIE REQUIREMENTS: N

LEVEL OF SERVICE IMPACT: N/A

PROGRAM: GOVERNMENT FACILITIES

PROJECT DESCRIPTION:
Purchase of a new modular building will provide additional space for offices & equipment, social services and support, food for the underprivileged, partnering with or supporting homeless shelters, health & wellness screenings and referrals and free bath showers and clothes onsite.

OPERATING COST IMPACT:
There will be no operating cost impact to the County.

PROJECT COMPLETION DATE: Contribution

Neighborhood Community Area:
City of Tampa

Sources of Funds (in $000s)	Total Estimated Sources	Prior Funding	FY 27 Carryforward	FY 27 Additional	FY 28	FY 29	FY 30	FY 31	Future
ARP Funds	$0	$0	$0	$0	$0	$0	$0	$0	$0
Community Invest. Tax I	0	0	0	0	0	0	0	0	0
Community Invest. Tax II	0	0	0	0	0	0	0	0	0
Community Invest. Tax III	0	0	0	0	0	0	0	0	0
Community Invest. Tax IV	0	0	0	0	0	0	0	0	0
Enterprise Fees	0	0	0	0	0	0	0	0	0
Financing	0	0	0	0	0	0	0	0	0
General Revenues-CW	100	0	100	0	0	0	0	0	0
General Revenues-R3M	0	0	0	0	0	0	0	0	0
General Revenues-UA	0	0	0	0	0	0	0	0	0
Grants & County Match	0	0	0	0	0	0	0	0	0
Library Fund	0	0	0	0	0	0	0	0	0
Other	0	0	0	0	0	0	0	0	0
Undetermined	0	0	0	0	0	0	0	0	0
Subtotal FY 27			$100	$0					
Total	**$100**	**$0**	**$100**		**$0**	**$0**	**$0**	**$0**	**$0**

Uses of Funds (in $000s)	Total Estimated Cost	Prior Expenses	FY 27 Carryforward	FY 27 Additional	FY 28	FY 29	FY 30	FY 31	Future
Capital [1]	$0	$0	$0	$0	$0	$0	$0	$0	$0
Contributions [2]	100	0	100	0	0	0	0	0	0
Non-Capital [3]	0	0	0	0	0	0	0	0	0
Subtotal FY 27			$100	$0					
Total	**$100**	**$0**	**$100**		**$0**	**$0**	**$0**	**$0**	**$0**

[1] Capital includes, but is not limited to, expenses related to capitalizable Development, Design, Land Acquisition, Equipment, Construction and Administration required to complete the project.
[2] Contributions includes, but is not limited to, funding through an agreement to other Government Agencies, Youth Organizations, Cultural Service Organizations and other Non-Profit Organizations.
[3] Non-Capital includes, but is not limited to, expenses related to Building Maintenance, Grounds & Landscaping Maintenance, Non-Capitalizable Equipment and other Professional Services.

PROJECT TITLE:
HISTORIC 1914 SCHOOL IN PLANT CITY CAPITAL IMPROVEMENTS

PROJECT NUMBER: C77899000

CIE REQUIREMENTS: N

LEVEL OF SERVICE IMPACT: N/A

PROGRAM: GOVERNMENT FACILITIES

PROJECT DESCRIPTION:
The Board of County Commissioners approved funding a contribution for improvements to the Historic 1914 School located at 605 North Collins Street in Plant City.

OPERATING COST IMPACT:
There will be no operating cost impact to the County.

PROJECT COMPLETION DATE: Contribution

Neighborhood Community Area:
City of Plant City

Sources of Funds (in $000s)	Total Estimated Sources	Prior Funding	FY 27 Carryforward	FY 27 Additional	FY 28	FY 29	FY 30	FY 31	Future
ARP Funds	$0	$0	$0	$0	$0	$0	$0	$0	$0
Community Invest. Tax I	0	0	0	0	0	0	0	0	0
Community Invest. Tax II	0	0	0	0	0	0	0	0	0
Community Invest. Tax III	0	0	0	0	0	0	0	0	0
Community Invest. Tax IV	0	0	0	0	0	0	0	0	0
Enterprise Fees	0	0	0	0	0	0	0	0	0
Financing	0	0	0	0	0	0	0	0	0
General Revenues-CW	1,750	1,500	250	0	0	0	0	0	0
General Revenues-R3M	0	0	0	0	0	0	0	0	0
General Revenues-UA	0	0	0	0	0	0	0	0	0
Grants & County Match	0	0	0	0	0	0	0	0	0
Library Fund	0	0	0	0	0	0	0	0	0
Other	0	0	0	0	0	0	0	0	0
Undetermined	0	0	0	0	0	0	0	0	0
Subtotal FY 27			$250	$0					
Total	**$1,750**	**$1,500**	**$250**		**$0**	**$0**	**$0**	**$0**	**$0**

Uses of Funds (in $000s)	Total Estimated Cost	Prior Expenses	FY 27 Carryforward	FY 27 Additional	FY 28	FY 29	FY 30	FY 31	Future
Capital [1]	$0	$0	$0	$0	$0	$0	$0	$0	$0
Contributions [2]	1,750	1,500	250	0	0	0	0	0	0
Non-Capital [3]	0	0	0	0	0	0	0	0	0
Subtotal FY 27			$250	$0					
Total	**$1,750**	**$1,500**	**$250**		**$0**	**$0**	**$0**	**$0**	**$0**

[1] Capital includes, but is not limited to, expenses related to capitalizable Development, Design, Land Acquisition, Equipment, Construction and Administration required to complete the project.
[2] Contributions includes, but is not limited to, funding through an agreement to other Government Agencies, Youth Organizations, Cultural Service Organizations and other Non-Profit Organizations.
[3] Non-Capital includes, but is not limited to, expenses related to Building Maintenance, Grounds & Landscaping Maintenance, Non-Capitalizable Equipment and other Professional Services.

PROJECT TITLE: **PROJECT NUMBER: C77796000**

HISTORIC PRESERVATION MATCHING FUND PROGRAM (MP)

CIE REQUIREMENTS: N

LEVEL OF SERVICE IMPACT: N/A **PROGRAM: GOVERNMENT FACILITIES**

PROJECT DESCRIPTION:

This project was approved by the Board of County Commissioners as a "challenge fund" to support historic preservation at various locations throughout the county. There is a maximum amount of $250,000 per grant and matching funds are required for any award. Program procedures have been established and adopted by the Board. A listing of funding awarded to organizations through September, 2025 is included in the appendix section of this document.

Neighborhood Community Area:

Various

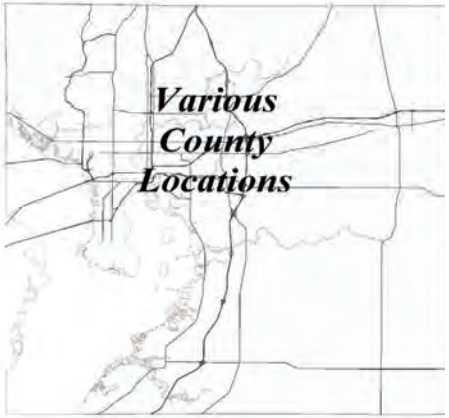

OPERATING COST IMPACT:

There will be no operating cost impact to the County.

PROJECT COMPLETION DATE: Ongoing

Sources of Funds (in $000s)	Total Estimated Sources	Prior Funding	FY 27 Carryforward	FY 27 Additional	FY 28	FY 29	FY 30	FY 31	Future
ARP Funds	$0	$0	$0	$0	$0	$0	$0	$0	$0
Community Invest. Tax I	0	0	0	0	0	0	0	0	0
Community Invest. Tax II	0	0	0	0	0	0	0	0	0
Community Invest. Tax III	0	0	0	0	0	0	0	0	0
Community Invest. Tax IV	0	0	0	0	0	0	0	0	0
Enterprise Fees	0	0	0	0	0	0	0	0	0
Financing	0	0	0	0	0	0	0	0	0
General Revenues-CW	19,414	10,119	4,295	1,000	1,000	1,000	1,000	1,000	0
General Revenues-R3M	0	0	0	0	0	0	0	0	0
General Revenues-UA	0	0	0	0	0	0	0	0	0
Grants & County Match	0	0	0	0	0	0	0	0	0
Library Fund	0	0	0	0	0	0	0	0	0
Other	0	0	0	0	0	0	0	0	0
Undetermined	0	0	0	0	0	0	0	0	0
Subtotal FY 27			$4,295	$1,000					
Total	**$19,414**	**$10,119**	**$5,295**		**$1,000**	**$1,000**	**$1,000**	**$1,000**	**$0**

Uses of Funds (in $000s)	Total Estimated Cost	Prior Expenses	FY 27 Carryforward	FY 27 Additional	FY 28	FY 29	FY 30	FY 31	Future
Capital [1]	$0	$0	$0	$0	$0	$0	$0	$0	$0
Contributions [2]	19,414	10,119	4,295	1,000	1,000	1,000	1,000	1,000	0
Non-Capital [3]	0	0	0	0	0	0	0	0	0
Subtotal FY 27			$4,295	$1,000					
Total	**$19,414**	**$10,119**	**$5,295**		**$1,000**	**$1,000**	**$1,000**	**$1,000**	**$0**

[1] Capital includes, but is not limited to, expenses related to capitalizable Development, Design, Land Acquisition, Equipment, Construction and Administration required to complete the project.
[2] Contributions includes, but is not limited to, funding through an agreement to other Government Agencies, Youth Organizations, Cultural Service Organizations and other Non-Profit Organizations.
[3] Non-Capital includes, but is not limited to, expenses related to Building Maintenance, Grounds & Landscaping Maintenance, Non-Capitalizable Equipment and other Professional Services.

PROJECT TITLE: **PROJECT NUMBER: C77710000**

INDOOR AIR QUALITY MEASURES / ENVIRONMENTAL REMEDIATION (MP)

CIE REQUIREMENTS: N

LEVEL OF SERVICE IMPACT: N/A **PROGRAM: GOVERNMENT FACILITIES**

PROJECT DESCRIPTION:

Renovations to existing county-owned facilities to enhance existing interior and exterior environmental conditions such as; indoor air quality, mold remediation, mechanical systems upgrades, storage tanks remediation and other exterior pollution.

Neighborhood Community Area:

Countywide

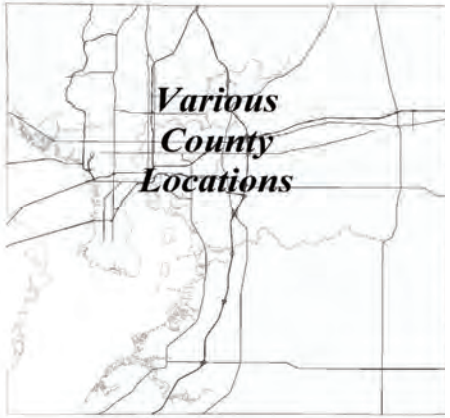

OPERATING COST IMPACT:

No significant change in operating cost is anticipated.

PROJECT COMPLETION DATE: Ongoing

Sources of Funds (in $000s)	Total Estimated Sources	Prior Funding	FY 27 Carryforward	FY 27 Additional	FY 28	FY 29	FY 30	FY 31	Future
ARP Funds	$0	$0	$0	$0	$0	$0	$0	$0	$0
Community Invest. Tax I	0	0	0	0	0	0	0	0	0
Community Invest. Tax II	0	0	0	0	0	0	0	0	0
Community Invest. Tax III	0	0	0	0	0	0	0	0	0
Community Invest. Tax IV	0	0	0	0	0	0	0	0	0
Enterprise Fees	0	0	0	0	0	0	0	0	0
Financing	0	0	0	0	0	0	0	0	0
General Revenues-CW	1,530	930	600	0	0	0	0	0	0
General Revenues-R3M	0	0	0	0	0	0	0	0	0
General Revenues-UA	0	0	0	0	0	0	0	0	0
Grants & County Match	0	0	0	0	0	0	0	0	0
Library Fund	0	0	0	0	0	0	0	0	0
Other	0	0	0	0	0	0	0	0	0
Undetermined	0	0	0	0	0	0	0	0	0
Subtotal FY 27			$600	$0					
Total	**$1,530**	**$930**	**$600**		**$0**	**$0**	**$0**	**$0**	**$0**

Uses of Funds (in $000s)	Total Estimated Cost	Prior Expenses	FY 27 Carryforward	FY 27 Additional	FY 28	FY 29	FY 30	FY 31	Future
Capital [1]	$523	$523	$0	$0	$0	$0	$0	$0	$0
Contributions [2]	0	0	0	0	0	0	0	0	0
Non-Capital [3]	1,007	407	600	0	0	0	0	0	0
Subtotal FY 27			$600	$0					
Total	**$1,530**	**$930**	**$600**		**$0**	**$0**	**$0**	**$0**	**$0**

[1] Capital includes, but is not limited to, expenses related to capitalizable Development, Design, Land Acquisition, Equipment, Construction and Administration required to complete the project.
[2] Contributions includes, but is not limited to, funding through an agreement to other Government Agencies, Youth Organizations, Cultural Service Organizations and other Non-Profit Organizations.
[3] Non-Capital includes, but is not limited to, expenses related to Building Maintenance, Grounds & Landscaping Maintenance, Non-Capitalizable Equipment and other Professional Services.

PROJECT TITLE:
JAIL MAINTENANCE
CIE REQUIREMENTS: N
LEVEL OF SERVICE IMPACT: N/A

PROJECT NUMBER: C77897000

PROGRAM: GOVERNMENT FACILITIES

PROJECT DESCRIPTION:
This project is for the purpose of renovating the housing units and support buildings at the Falkenburg Road Jail. Work is anticipated to be achieved in phases.

OPERATING COST IMPACT:
To be determined.

PROJECT COMPLETION DATE: Sheriff Project

Neighborhood Community Area:
Brandon

Sources of Funds (in $000s)	Total Estimated Sources	Prior Funding	FY 27 Carryforward	FY 27 Additional	FY 28	FY 29	FY 30	FY 31	Future
ARP Funds	$0	$0	$0	$0	$0	$0	$0	$0	$0
Community Invest. Tax I	0	0	0	0	0	0	0	0	0
Community Invest. Tax II	0	0	0	0	0	0	0	0	0
Community Invest. Tax III	0	0	0	0	0	0	0	0	0
Community Invest. Tax IV	9,620	6,901	2,719	0	0	0	0	0	0
Enterprise Fees	0	0	0	0	0	0	0	0	0
Financing	0	0	0	0	0	0	0	0	0
General Revenues-CW	40,380	3,099	37,281	0	0	0	0	0	0
General Revenues-R3M	0	0	0	0	0	0	0	0	0
General Revenues-UA	0	0	0	0	0	0	0	0	0
Grants & County Match	0	0	0	0	0	0	0	0	0
Library Fund	0	0	0	0	0	0	0	0	0
Other	0	0	0	0	0	0	0	0	0
Undetermined	0	0	0	0	0	0	0	0	0
Subtotal FY 27			$40,000	$0					
Total	**$50,000**	**$10,000**	**$40,000**		**$0**	**$0**	**$0**	**$0**	**$0**

Uses of Funds (in $000s)	Total Estimated Cost	Prior Expenses	FY 27 Carryforward	FY 27 Additional	FY 28	FY 29	FY 30	FY 31	Future
Capital [1]	$0	$0	$0	$0	$0	$0	$0	$0	$0
Contributions [2]	0	0	0	0	0	0	0	0	0
Non-Capital [3]	50,000	10,000	40,000	0	0	0	0	0	0
Subtotal FY 27			$40,000	$0					
Total	**$50,000**	**$10,000**	**$40,000**		**$0**	**$0**	**$0**	**$0**	**$0**

[1] Capital includes, but is not limited to, expenses related to capitalizable Development, Design, Land Acquisition, Equipment, Construction and Administration required to complete the project.
[2] Contributions includes, but is not limited to, funding through an agreement to other Government Agencies, Youth Organizations, Cultural Service Organizations and other Non-Profit Organizations.
[3] Non-Capital includes, but is not limited to, expenses related to Building Maintenance, Grounds & Landscaping Maintenance, Non-Capitalizable Equipment and other Professional Services.

PROJECT TITLE:
LIGHTHOUSE GOSPEL MISSION & FAITH HOME CAPITAL CONTRIBUTION
CIE REQUIREMENTS: N
LEVEL OF SERVICE IMPACT: N/A

PROJECT NUMBER: C77952000

PROGRAM: GOVERNMENT FACILITIES

PROJECT DESCRIPTION:
This funding will help complete various capital improvments including connecting buildings on campus to County sewers, new windows and roof on the residence for men and women, and a vehicle for transporting students.

OPERATING COST IMPACT:
There will be no operating cost impact to the County.

PROJECT COMPLETION DATE: Contribution

Neighborhood Community Area:
Riverview

Sources of Funds (in $000s)	Total Estimated Sources	Prior Funding	FY 27 Carryforward	FY 27 Additional	FY 28	FY 29	FY 30	FY 31	Future
ARP Funds	$0	$0	$0	$0	$0	$0	$0	$0	$0
Community Invest. Tax I	0	0	0	0	0	0	0	0	0
Community Invest. Tax II	0	0	0	0	0	0	0	0	0
Community Invest. Tax III	0	0	0	0	0	0	0	0	0
Community Invest. Tax IV	0	0	0	0	0	0	0	0	0
Enterprise Fees	0	0	0	0	0	0	0	0	0
Financing	0	0	0	0	0	0	0	0	0
General Revenues-CW	100	0	100	0	0	0	0	0	0
General Revenues-R3M	0	0	0	0	0	0	0	0	0
General Revenues-UA	0	0	0	0	0	0	0	0	0
Grants & County Match	0	0	0	0	0	0	0	0	0
Library Fund	0	0	0	0	0	0	0	0	0
Other	0	0	0	0	0	0	0	0	0
Undetermined	0	0	0	0	0	0	0	0	0
Subtotal FY 27			$100	$0					
Total	**$100**	**$0**	**$100**		**$0**	**$0**	**$0**	**$0**	**$0**

Uses of Funds (in $000s)	Total Estimated Cost	Prior Expenses	FY 27 Carryforward	FY 27 Additional	FY 28	FY 29	FY 30	FY 31	Future
Capital [1]	$0	$0	$0	$0	$0	$0	$0	$0	$0
Contributions [2]	100	0	100	0	0	0	0	0	0
Non-Capital [3]	0	0	0	0	0	0	0	0	0
Subtotal FY 27			$100	$0					
Total	**$100**	**$0**	**$100**		**$0**	**$0**	**$0**	**$0**	**$0**

[1] Capital includes, but is not limited to, expenses related to capitalizable Development, Design, Land Acquisition, Equipment, Construction and Administration required to complete the project.
[2] Contributions includes, but is not limited to, funding through an agreement to other Government Agencies, Youth Organizations, Cultural Service Organizations and other Non-Profit Organizations.
[3] Non-Capital includes, but is not limited to, expenses related to Building Maintenance, Grounds & Landscaping Maintenance, Non-Capitalizable Equipment and other Professional Services.

PROJECT TITLE:
MEACHAM URBAN FARM CAPITAL CONTRIBUTION
CIE REQUIREMENTS: N
LEVEL OF SERVICE IMPACT: N/A

PROJECT NUMBER: C77929000

PROGRAM: GOVERNMENT FACILITIES

PROJECT DESCRIPTION:
Complete and improve Meacham Urban Farm's infrastructure, including improvements to the class/event space, greenhouse completion, parking lot and traffic flow improvements, educational walk completion and irrigation upgrades.

OPERATING COST IMPACT:
There will be no operating cost impact to the County.

PROJECT COMPLETION DATE: Contribution

Neighborhood Community Area:
City of Tampa

Sources of Funds (in $000s)	Total Estimated Sources	Prior Funding	FY 27 Carryforward	FY 27 Additional	FY 28	FY 29	FY 30	FY 31	Future
ARP Funds	$0	$0	$0	$0	$0	$0	$0	$0	$0
Community Invest. Tax I	0	0	0	0	0	0	0	0	0
Community Invest. Tax II	0	0	0	0	0	0	0	0	0
Community Invest. Tax III	0	0	0	0	0	0	0	0	0
Community Invest. Tax IV	0	0	0	0	0	0	0	0	0
Enterprise Fees	0	0	0	0	0	0	0	0	0
Financing	0	0	0	0	0	0	0	0	0
General Revenues-CW	125	0	125	0	0	0	0	0	0
General Revenues-R3M	0	0	0	0	0	0	0	0	0
General Revenues-UA	0	0	0	0	0	0	0	0	0
Grants & County Match	0	0	0	0	0	0	0	0	0
Library Fund	0	0	0	0	0	0	0	0	0
Other	0	0	0	0	0	0	0	0	0
Undetermined	0	0	0	0	0	0	0	0	0
Subtotal FY 27			$125	$0					
Total	**$125**	**$0**	**$125**		**$0**	**$0**	**$0**	**$0**	**$0**

Uses of Funds (in $000s)	Total Estimated Cost	Prior Expenses	FY 27 Carryforward	FY 27 Additional	FY 28	FY 29	FY 30	FY 31	Future
Capital [1]	$0	$0	$0	$0	$0	$0	$0	$0	$0
Contributions [2]	125	0	125	0	0	0	0	0	0
Non-Capital [3]	0	0	0	0	0	0	0	0	0
Subtotal FY 27			$125	$0					
Total	**$125**	**$0**	**$125**		**$0**	**$0**	**$0**	**$0**	**$0**

[1] Capital includes, but is not limited to, expenses related to capitalizable Development, Design, Land Acquisition, Equipment, Construction and Administration required to complete the project.
[2] Contributions includes, but is not limited to, funding through an agreement to other Government Agencies, Youth Organizations, Cultural Service Organizations and other Non-Profit Organizations.
[3] Non-Capital includes, but is not limited to, expenses related to Building Maintenance, Grounds & Landscaping Maintenance, Non-Capitalizable Equipment and other Professional Services.

PROJECT TITLE:
MEDICAL EXAMINER CHILLER REPLACEMENTS (R3M)
CIE REQUIREMENTS: N
LEVEL OF SERVICE IMPACT: N/A

PROJECT NUMBER: C77933000

PROGRAM: GOVERNMENT FACILITIES

PROJECT DESCRIPTION:
This project is for the scheduled replacement of the HVAC chillers that has reached their life expectancy.

OPERATING COST IMPACT:
No significant change in operating cost is anticipated.

PROJECT COMPLETION DATE: Sep 2027

Neighborhood Community Area:
City of Tampa

Sources of Funds (in $000s)	Total Estimated Sources	Prior Funding	FY 27 Carryforward	FY 27 Additional	FY 28	FY 29	FY 30	FY 31	Future
ARP Funds	$0	$0	$0	$0	$0	$0	$0	$0	$0
Community Invest. Tax I	0	0	0	0	0	0	0	0	0
Community Invest. Tax II	0	0	0	0	0	0	0	0	0
Community Invest. Tax III	0	0	0	0	0	0	0	0	0
Community Invest. Tax IV	0	0	0	0	0	0	0	0	0
Enterprise Fees	0	0	0	0	0	0	0	0	0
Financing	0	0	0	0	0	0	0	0	0
General Revenues-CW	0	0	0	0	0	0	0	0	0
General Revenues-R3M	1,750	510	490	750	0	0	0	0	0
General Revenues-UA	0	0	0	0	0	0	0	0	0
Grants & County Match	0	0	0	0	0	0	0	0	0
Library Fund	0	0	0	0	0	0	0	0	0
Other	0	0	0	0	0	0	0	0	0
Undetermined	0	0	0	0	0	0	0	0	0
Subtotal FY 27			$490	$750					
Total	**$1,750**	**$510**	**$1,240**		**$0**	**$0**	**$0**	**$0**	**$0**

Uses of Funds (in $000s)	Total Estimated Cost	Prior Expenses	FY 27 Carryforward	FY 27 Additional	FY 28	FY 29	FY 30	FY 31	Future
Capital [1]	$0	$0	$0	$0	$0	$0	$0	$0	$0
Contributions [2]	0	0	0	0	0	0	0	0	0
Non-Capital [3]	1,750	510	490	750	0	0	0	0	0
Subtotal FY 27			$490	$750					
Total	**$1,750**	**$510**	**$1,240**		**$0**	**$0**	**$0**	**$0**	**$0**

[1] Capital includes, but is not limited to, expenses related to capitalizable Development, Design, Land Acquisition, Equipment, Construction and Administration required to complete the project.
[2] Contributions includes, but is not limited to, funding through an agreement to other Government Agencies, Youth Organizations, Cultural Service Organizations and other Non-Profit Organizations.
[3] Non-Capital includes, but is not limited to, expenses related to Building Maintenance, Grounds & Landscaping Maintenance, Non-Capitalizable Equipment and other Professional Services.

PROJECT TITLE:
MEDICAL EXAMINER FACILITY EXPANSION
CIE REQUIREMENTS: N
LEVEL OF SERVICE IMPACT: N/A

PROJECT NUMBER: C77921000

PROGRAM: GOVERNMENT FACILITIES

PROJECT DESCRIPTION:
Project development, design and construction for expansion of existing medical examiner facility, to add a full-time Cold Case Unit, on-site warehouse , and additional cooler space to store specimens and decomposed bodies away from bodies not decomposed. Consideration should include energy efficiencies and air quality improvements.

OPERATING COST IMPACT:
To be determined.

PROJECT COMPLETION DATE: Apr 2030

Neighborhood Community Area:
City of Tampa

Sources of Funds (in $000s)	Total Estimated Sources	Prior Funding	FY 27 Carryforward	FY 27 Additional	FY 28	FY 29	FY 30	FY 31	Future
ARP Funds	$0	$0	$0	$0	$0	$0	$0	$0	$0
Community Invest. Tax I	0	0	0	0	0	0	0	0	0
Community Invest. Tax II	0	0	0	0	0	0	0	0	0
Community Invest. Tax III	0	0	0	0	0	0	0	0	0
Community Invest. Tax IV	0	0	0	0	0	0	0	0	0
Enterprise Fees	0	0	0	0	0	0	0	0	0
Financing	0	0	0	0	0	0	0	0	0
General Revenues-CW	11,500	97	11,403	0	0	0	0	0	0
General Revenues-R3M	0	0	0	0	0	0	0	0	0
General Revenues-UA	0	0	0	0	0	0	0	0	0
Grants & County Match	0	0	0	0	0	0	0	0	0
Library Fund	0	0	0	0	0	0	0	0	0
Other	0	0	0	0	0	0	0	0	0
Undetermined	0	0	0	0	0	0	0	0	0
Subtotal FY 27			$11,403	$0					
Total	**$11,500**	**$97**	**$11,403**		**$0**	**$0**	**$0**	**$0**	**$0**

Uses of Funds (in $000s)	Total Estimated Cost	Prior Expenses	FY 27 Carryforward	FY 27 Additional	FY 28	FY 29	FY 30	FY 31	Future
Capital [1]	$11,500	$97	$11,403	$0	$0	$0	$0	$0	$0
Contributions [2]	0	0	0	0	0	0	0	0	0
Non-Capital [3]	0	0	0	0	0	0	0	0	0
Subtotal FY 27			$11,403	$0					
Total	**$11,500**	**$97**	**$11,403**		**$0**	**$0**	**$0**	**$0**	**$0**

[1] Capital includes, but is not limited to, expenses related to capitalizable Development, Design, Land Acquisition, Equipment, Construction and Administration required to complete the project.
[2] Contributions includes, but is not limited to, funding through an agreement to other Government Agencies, Youth Organizations, Cultural Service Organizations and other Non-Profit Organizations.
[3] Non-Capital includes, but is not limited to, expenses related to Building Maintenance, Grounds & Landscaping Maintenance, Non-Capitalizable Equipment and other Professional Services.

PROJECT TITLE:
MEDICAL EXAMINER MORGUE COOLER REPLACEMENT
CIE REQUIREMENTS: N
LEVEL OF SERVICE IMPACT: N/A

PROJECT NUMBER: C77913000

PROGRAM: GOVERNMENT FACILITIES

PROJECT DESCRIPTION:
Morgue building renovations to replace the original 4 morgue coolers from 2007 with updated coolers.

OPERATING COST IMPACT:
No significant change in operating cost is anticipated.

PROJECT COMPLETION DATE: Jan 2028

Neighborhood Community Area:
City of Tampa

Sources of Funds (in $000s)	Total Estimated Sources	Prior Funding	FY 27 Carryforward	FY 27 Additional	FY 28	FY 29	FY 30	FY 31	Future
ARP Funds	$0	$0	$0	$0	$0	$0	$0	$0	$0
Community Invest. Tax I	0	0	0	0	0	0	0	0	0
Community Invest. Tax II	0	0	0	0	0	0	0	0	0
Community Invest. Tax III	0	0	0	0	0	0	0	0	0
Community Invest. Tax IV	0	0	0	0	0	0	0	0	0
Enterprise Fees	0	0	0	0	0	0	0	0	0
Financing	0	0	0	0	0	0	0	0	0
General Revenues-CW	3,300	117	3,183	0	0	0	0	0	0
General Revenues-R3M	0	0	0	0	0	0	0	0	0
General Revenues-UA	0	0	0	0	0	0	0	0	0
Grants & County Match	0	0	0	0	0	0	0	0	0
Library Fund	0	0	0	0	0	0	0	0	0
Other	0	0	0	0	0	0	0	0	0
Undetermined	0	0	0	0	0	0	0	0	0
Subtotal FY 27			$3,183	$0					
Total	**$3,300**	**$117**	**$3,183**		**$0**	**$0**	**$0**	**$0**	**$0**

Uses of Funds (in $000s)	Total Estimated Cost	Prior Expenses	FY 27 Carryforward	FY 27 Additional	FY 28	FY 29	FY 30	FY 31	Future
Capital [1]	$92	$92	$0	$0	$0	$0	$0	$0	$0
Contributions [2]	0	0	0	0	0	0	0	0	0
Non-Capital [3]	3,208	25	3,183	0	0	0	0	0	0
Subtotal FY 27			$3,183	$0					
Total	**$3,300**	**$117**	**$3,183**		**$0**	**$0**	**$0**	**$0**	**$0**

[1] Capital includes, but is not limited to, expenses related to capitalizable Development, Design, Land Acquisition, Equipment, Construction and Administration required to complete the project.
[2] Contributions includes, but is not limited to, funding through an agreement to other Government Agencies, Youth Organizations, Cultural Service Organizations and other Non-Profit Organizations.
[3] Non-Capital includes, but is not limited to, expenses related to Building Maintenance, Grounds & Landscaping Maintenance, Non-Capitalizable Equipment and other Professional Services.

PROJECT TITLE: **PROJECT NUMBER: C77954000**

MORT HEAD START ROOF REPLACEMENT (R3M)

CIE REQUIREMENTS: N

LEVEL OF SERVICE IMPACT: N/A **PROGRAM: GOVERNMENT FACILITIES**

PROJECT DESCRIPTION:

Replacement of the metal roof that has reached its life expectancy.

OPERATING COST IMPACT:

No significant change in operating cost is anticipated.

PROJECT COMPLETION DATE: Sep 2027

Neighborhood Community Area:

University Area Community

Sources of Funds (in $000s)	Total Estimated Sources	Prior Funding	FY 27 Carryforward	FY 27 Additional	FY 28	FY 29	FY 30	FY 31	Future
ARP Funds	$0	$0	$0	$0	$0	$0	$0	$0	$0
Community Invest. Tax I	0	0	0	0	0	0	0	0	0
Community Invest. Tax II	0	0	0	0	0	0	0	0	0
Community Invest. Tax III	0	0	0	0	0	0	0	0	0
Community Invest. Tax IV	0	0	0	0	0	0	0	0	0
Enterprise Fees	0	0	0	0	0	0	0	0	0
Financing	0	0	0	0	0	0	0	0	0
General Revenues-CW	0	0	0	0	0	0	0	0	0
General Revenues-R3M	175	0	0	175	0	0	0	0	0
General Revenues-UA	0	0	0	0	0	0	0	0	0
Grants & County Match	0	0	0	0	0	0	0	0	0
Library Fund	0	0	0	0	0	0	0	0	0
Other	0	0	0	0	0	0	0	0	0
Undetermined	0	0	0	0	0	0	0	0	0
Subtotal FY 27			$0	$175					
Total	**$175**	**$0**	**$175**		**$0**	**$0**	**$0**	**$0**	**$0**

Uses of Funds (in $000s)	Total Estimated Cost	Prior Expenses	FY 27 Carryforward	FY 27 Additional	FY 28	FY 29	FY 30	FY 31	Future
Capital [1]	$0	$0	$0	$0	$0	$0	$0	$0	$0
Contributions [2]	0	0	0	0	0	0	0	0	0
Non-Capital [3]	175	0	0	175	0	0	0	0	0
Subtotal FY 27			$0	$175					
Total	**$175**	**$0**	**$175**		**$0**	**$0**	**$0**	**$0**	**$0**

[1] Capital includes, but is not limited to, expenses related to capitalizable Development, Design, Land Acquisition, Equipment, Construction and Administration required to complete the project.
[2] Contributions includes, but is not limited to, funding through an agreement to other Government Agencies, Youth Organizations, Cultural Service Organizations and other Non-Profit Organizations.
[3] Non-Capital includes, but is not limited to, expenses related to Building Maintenance, Grounds & Landscaping Maintenance, Non-Capitalizable Equipment and other Professional Services.

PROJECT TITLE: **PROJECT NUMBER: C77903000**

MOSI CHILLER REPLACEMENT-COUNTY OCCUPIED WEST BLDG (R3M)

CIE REQUIREMENTS: N

LEVEL OF SERVICE IMPACT: N/A **PROGRAM: GOVERNMENT FACILITIES**

PROJECT DESCRIPTION:

Project is for the replacement of the #1 chiller that has reached its life expectancy.

OPERATING COST IMPACT:

No significant change in operating cost is anticipated.

PROJECT COMPLETION DATE: Sep 2027

Neighborhood Community Area:

City of Tampa

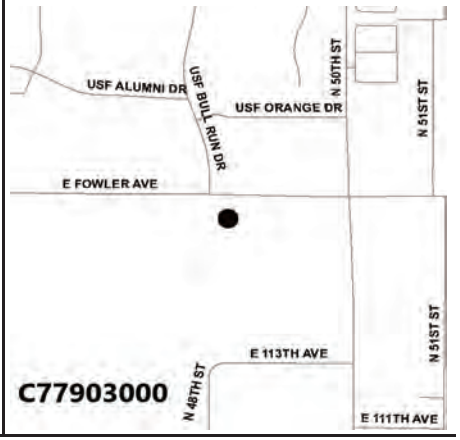

Sources of Funds (in $000s)	Total Estimated Sources	Prior Funding	FY 27 Carryforward	FY 27 Additional	FY 28	FY 29	FY 30	FY 31	Future
ARP Funds	$0	$0	$0	$0	$0	$0	$0	$0	$0
Community Invest. Tax I	0	0	0	0	0	0	0	0	0
Community Invest. Tax II	0	0	0	0	0	0	0	0	0
Community Invest. Tax III	0	0	0	0	0	0	0	0	0
Community Invest. Tax IV	0	0	0	0	0	0	0	0	0
Enterprise Fees	0	0	0	0	0	0	0	0	0
Financing	0	0	0	0	0	0	0	0	0
General Revenues-CW	0	0	0	0	0	0	0	0	0
General Revenues-R3M	1,700	946	4	750	0	0	0	0	0
General Revenues-UA	0	0	0	0	0	0	0	0	0
Grants & County Match	0	0	0	0	0	0	0	0	0
Library Fund	0	0	0	0	0	0	0	0	0
Other	0	0	0	0	0	0	0	0	0
Undetermined	0	0	0	0	0	0	0	0	0
Subtotal FY 27			$4	$750					
Total	**$1,700**	**$946**	**$754**		**$0**	**$0**	**$0**	**$0**	**$0**

Uses of Funds (in $000s)	Total Estimated Cost	Prior Expenses	FY 27 Carryforward	FY 27 Additional	FY 28	FY 29	FY 30	FY 31	Future
Capital [1]	$0	$0	$0	$0	$0	$0	$0	$0	$0
Contributions [2]	0	0	0	0	0	0	0	0	0
Non-Capital [3]	1,700	946	4	750	0	0	0	0	0
Subtotal FY 27			$4	$750					
Total	**$1,700**	**$946**	**$754**		**$0**	**$0**	**$0**	**$0**	**$0**

[1] Capital includes, but is not limited to, expenses related to capitalizable Development, Design, Land Acquisition, Equipment, Construction and Administration required to complete the project.
[2] Contributions includes, but is not limited to, funding through an agreement to other Government Agencies, Youth Organizations, Cultural Service Organizations and other Non-Profit Organizations.
[3] Non-Capital includes, but is not limited to, expenses related to Building Maintenance, Grounds & Landscaping Maintenance, Non-Capitalizable Equipment and other Professional Services.

PROJECT TITLE: **PROJECT NUMBER: C77905000**

MOSI CONCRETE TILE ROOF REPLACEMENT-COUNTY OCCUPIED WEST BLDG(R3M)

CIE REQUIREMENTS: N

LEVEL OF SERVICE IMPACT: N/A **PROGRAM: GOVERNMENT FACILITIES**

PROJECT DESCRIPTION:

Project is for the replacement of the concrete tile roofs that have reached their life expectancies.

Neighborhood Community Area:

City of Tampa

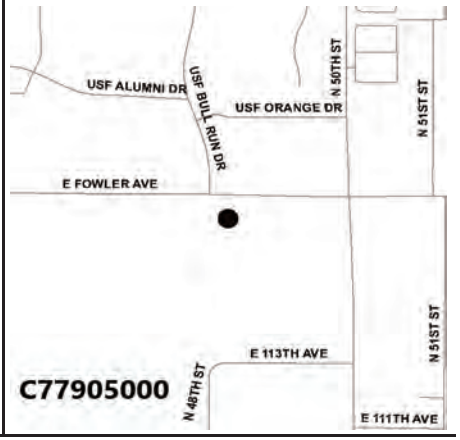

OPERATING COST IMPACT:

No significant change in operating cost is anticipated.

PROJECT COMPLETION DATE: Sep 2027

Sources of Funds (in $000s)	Total Estimated Sources	Prior Funding	FY 27 Carryforward	FY 27 Additional	FY 28	FY 29	FY 30	FY 31	Future
ARP Funds	$0	$0	$0	$0	$0	$0	$0	$0	$0
Community Invest. Tax I	0	0	0	0	0	0	0	0	0
Community Invest. Tax II	0	0	0	0	0	0	0	0	0
Community Invest. Tax III	0	0	0	0	0	0	0	0	0
Community Invest. Tax IV	0	0	0	0	0	0	0	0	0
Enterprise Fees	0	0	0	0	0	0	0	0	0
Financing	0	0	0	0	0	0	0	0	0
General Revenues-CW	0	0	0	0	0	0	0	0	0
General Revenues-R3M	250	0	250	0	0	0	0	0	0
General Revenues-UA	0	0	0	0	0	0	0	0	0
Grants & County Match	0	0	0	0	0	0	0	0	0
Library Fund	0	0	0	0	0	0	0	0	0
Other	0	0	0	0	0	0	0	0	0
Undetermined	0	0	0	0	0	0	0	0	0
Subtotal FY 27			$250	$0					
Total	**$250**	**$0**	**$250**		**$0**	**$0**	**$0**	**$0**	**$0**

Uses of Funds (in $000s)	Total Estimated Cost	Prior Expenses	FY 27 Carryforward	FY 27 Additional	FY 28	FY 29	FY 30	FY 31	Future
Capital [1]	$0	$0	$0	$0	$0	$0	$0	$0	$0
Contributions [2]	0	0	0	0	0	0	0	0	0
Non-Capital [3]	250	0	250	0	0	0	0	0	0
Subtotal FY 27			$250	$0					
Total	**$250**	**$0**	**$250**		**$0**	**$0**	**$0**	**$0**	**$0**

[1] Capital includes, but is not limited to, expenses related to capitalizable Development, Design, Land Acquisition, Equipment, Construction and Administration required to complete the project.
[2] Contributions includes, but is not limited to, funding through an agreement to other Government Agencies, Youth Organizations, Cultural Service Organizations and other Non-Profit Organizations.
[3] Non-Capital includes, but is not limited to, expenses related to Building Maintenance, Grounds & Landscaping Maintenance, Non-Capitalizable Equipment and other Professional Services.

PROJECT TITLE: **PROJECT NUMBER: C77917000**

MOSI DOME ROOF AND WATERPROOFING (R3M)

CIE REQUIREMENTS: N

LEVEL OF SERVICE IMPACT: N/A **PROGRAM: GOVERNMENT FACILITIES**

PROJECT DESCRIPTION:

Waterproofing of the MOSI Dome facility due to the age and current conditions of the exterior joints, gutters, roof, metal roof panels, and concrete decking.

Neighborhood Community Area:

City of Tampa

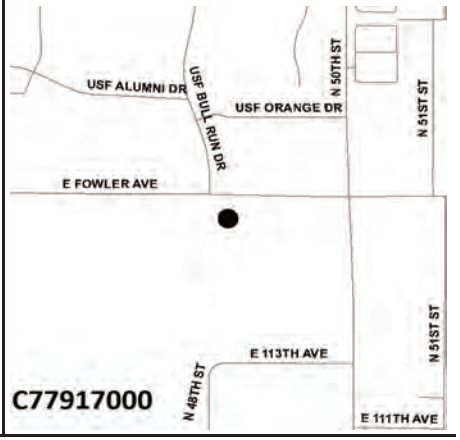

OPERATING COST IMPACT:

No significant change in operating cost is anticipated.

PROJECT COMPLETION DATE: Sep 2027

Sources of Funds (in $000s)	Total Estimated Sources	Prior Funding	FY 27 Carryforward	FY 27 Additional	FY 28	FY 29	FY 30	FY 31	Future
ARP Funds	$0	$0	$0	$0	$0	$0	$0	$0	$0
Community Invest. Tax I	0	0	0	0	0	0	0	0	0
Community Invest. Tax II	0	0	0	0	0	0	0	0	0
Community Invest. Tax III	0	0	0	0	0	0	0	0	0
Community Invest. Tax IV	0	0	0	0	0	0	0	0	0
Enterprise Fees	0	0	0	0	0	0	0	0	0
Financing	0	0	0	0	0	0	0	0	0
General Revenues-CW	0	0	0	0	0	0	0	0	0
General Revenues-R3M	750	145	605	0	0	0	0	0	0
General Revenues-UA	0	0	0	0	0	0	0	0	0
Grants & County Match	0	0	0	0	0	0	0	0	0
Library Fund	0	0	0	0	0	0	0	0	0
Other	0	0	0	0	0	0	0	0	0
Undetermined	0	0	0	0	0	0	0	0	0
Subtotal FY 27			$605	$0					
Total	**$750**	**$145**	**$605**		**$0**	**$0**	**$0**	**$0**	**$0**

Uses of Funds (in $000s)	Total Estimated Cost	Prior Expenses	FY 27 Carryforward	FY 27 Additional	FY 28	FY 29	FY 30	FY 31	Future
Capital [1]	$0	$0	$0	$0	$0	$0	$0	$0	$0
Contributions [2]	0	0	0	0	0	0	0	0	0
Non-Capital [3]	750	145	605	0	0	0	0	0	0
Subtotal FY 27			$605	$0					
Total	**$750**	**$145**	**$605**		**$0**	**$0**	**$0**	**$0**	**$0**

[1] Capital includes, but is not limited to, expenses related to capitalizable Development, Design, Land Acquisition, Equipment, Construction and Administration required to complete the project.
[2] Contributions includes, but is not limited to, funding through an agreement to other Government Agencies, Youth Organizations, Cultural Service Organizations and other Non-Profit Organizations.
[3] Non-Capital includes, but is not limited to, expenses related to Building Maintenance, Grounds & Landscaping Maintenance, Non-Capitalizable Equipment and other Professional Services.

PROJECT TITLE:
MOSI EAST BUILDING DEMOLITION
CIE REQUIREMENTS: N
LEVEL OF SERVICE IMPACT: N/A

PROJECT NUMBER: C77950000

PROGRAM: GOVERNMENT FACILITIES

PROJECT DESCRIPTION:
Demolition of East Wing Building, BioWorks Building, Head Start Facility and associated site work at the existing MOSI site, 4801 E Fowler Ave, Tampa, FL 33617.

Neighborhood Community Area:
City of Tampa

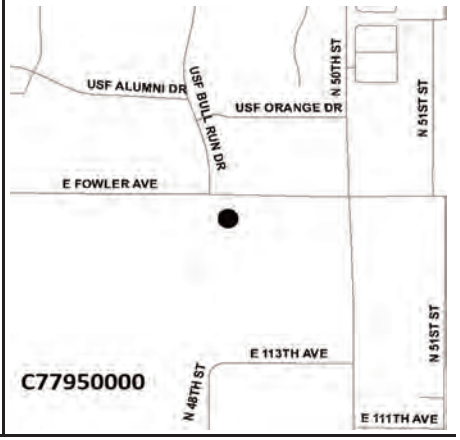

OPERATING COST IMPACT:
No significant change in operating cost is anticipated.

PROJECT COMPLETION DATE: Dec 2026

Sources of Funds (in $000s)	Total Estimated Sources	Prior Funding	FY 27 Carryforward	FY 27 Additional	FY 28	FY 29	FY 30	FY 31	Future
ARP Funds	$0	$0	$0	$0	$0	$0	$0	$0	$0
Community Invest. Tax I	0	0	0	0	0	0	0	0	0
Community Invest. Tax II	0	0	0	0	0	0	0	0	0
Community Invest. Tax III	0	0	0	0	0	0	0	0	0
Community Invest. Tax IV	0	0	0	0	0	0	0	0	0
Enterprise Fees	0	0	0	0	0	0	0	0	0
Financing	0	0	0	0	0	0	0	0	0
General Revenues-CW	1,000	400	600	0	0	0	0	0	0
General Revenues-R3M	0	0	0	0	0	0	0	0	0
General Revenues-UA	0	0	0	0	0	0	0	0	0
Grants & County Match	0	0	0	0	0	0	0	0	0
Library Fund	0	0	0	0	0	0	0	0	0
Other	0	0	0	0	0	0	0	0	0
Undetermined	0	0	0	0	0	0	0	0	0
Subtotal FY 27			$600	$0					
Total	**$1,000**	**$400**	**$600**		**$0**	**$0**	**$0**	**$0**	**$0**

Uses of Funds (in $000s)	Total Estimated Cost	Prior Expenses	FY 27 Carryforward	FY 27 Additional	FY 28	FY 29	FY 30	FY 31	Future
Capital [1]	$0	$0	$0	$0	$0	$0	$0	$0	$0
Contributions [2]	0	0	0	0	0	0	0	0	0
Non-Capital [3]	1,000	400	600	0	0	0	0	0	0
Subtotal FY 27			$600	$0					
Total	**$1,000**	**$400**	**$600**		**$0**	**$0**	**$0**	**$0**	**$0**

[1] Capital includes, but is not limited to, expenses related to capitalizable Development, Design, Land Acquisition, Equipment, Construction and Administration required to complete the project.
[2] Contributions includes, but is not limited to, funding through an agreement to other Government Agencies, Youth Organizations, Cultural Service Organizations and other Non-Profit Organizations.
[3] Non-Capital includes, but is not limited to, expenses related to Building Maintenance, Grounds & Landscaping Maintenance, Non-Capitalizable Equipment and other Professional Services.

PROJECT TITLE:
MOSI FIRE EXHAUST FAN REPLACEMENTS (R3M)
CIE REQUIREMENTS: N
LEVEL OF SERVICE IMPACT: N/A

PROJECT NUMBER: C77956000

PROGRAM: GOVERNMENT FACILITIES

PROJECT DESCRIPTION:
Replacement of the three vector fan smoke exhaust fans that have reached their life expectancy and cannot be repaired.

Neighborhood Community Area:
City of Tampa

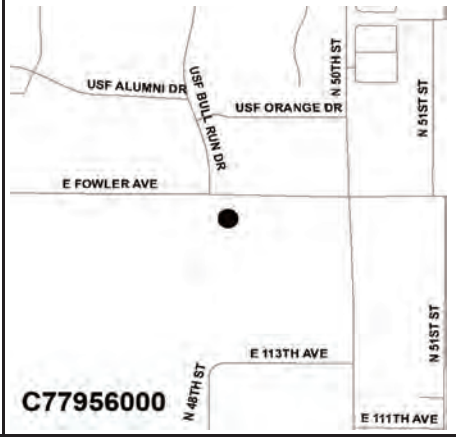

OPERATING COST IMPACT:
No significant change in operating cost is anticipated.

PROJECT COMPLETION DATE: Sep 2027

Sources of Funds (in $000s)	Total Estimated Sources	Prior Funding	FY 27 Carryforward	FY 27 Additional	FY 28	FY 29	FY 30	FY 31	Future
ARP Funds	$0	$0	$0	$0	$0	$0	$0	$0	$0
Community Invest. Tax I	0	0	0	0	0	0	0	0	0
Community Invest. Tax II	0	0	0	0	0	0	0	0	0
Community Invest. Tax III	0	0	0	0	0	0	0	0	0
Community Invest. Tax IV	0	0	0	0	0	0	0	0	0
Enterprise Fees	0	0	0	0	0	0	0	0	0
Financing	0	0	0	0	0	0	0	0	0
General Revenues-CW	0	0	0	0	0	0	0	0	0
General Revenues-R3M	450	0	0	450	0	0	0	0	0
General Revenues-UA	0	0	0	0	0	0	0	0	0
Grants & County Match	0	0	0	0	0	0	0	0	0
Library Fund	0	0	0	0	0	0	0	0	0
Other	0	0	0	0	0	0	0	0	0
Undetermined	0	0	0	0	0	0	0	0	0
Subtotal FY 27			$0	$450					
Total	**$450**	**$0**	**$450**		**$0**	**$0**	**$0**	**$0**	**$0**

Uses of Funds (in $000s)	Total Estimated Cost	Prior Expenses	FY 27 Carryforward	FY 27 Additional	FY 28	FY 29	FY 30	FY 31	Future
Capital [1]	$0	$0	$0	$0	$0	$0	$0	$0	$0
Contributions [2]	0	0	0	0	0	0	0	0	0
Non-Capital [3]	450	0	0	450	0	0	0	0	0
Subtotal FY 27			$0	$450					
Total	**$450**	**$0**	**$450**		**$0**	**$0**	**$0**	**$0**	**$0**

[1] Capital includes, but is not limited to, expenses related to capitalizable Development, Design, Land Acquisition, Equipment, Construction and Administration required to complete the project.
[2] Contributions includes, but is not limited to, funding through an agreement to other Government Agencies, Youth Organizations, Cultural Service Organizations and other Non-Profit Organizations.
[3] Non-Capital includes, but is not limited to, expenses related to Building Maintenance, Grounds & Landscaping Maintenance, Non-Capitalizable Equipment and other Professional Services.

PROJECT TITLE: **PROJECT NUMBER: C77937000**

MOSI HVAC CONTROLS REPLACEMENT (R3M)

CIE REQUIREMENTS: N

LEVEL OF SERVICE IMPACT: N/A **PROGRAM: GOVERNMENT FACILITIES**

PROJECT DESCRIPTION:

This project is for the scheduled replacement of the HVAC controls that have reached their life expectancy.

Neighborhood Community Area:

City of Tampa

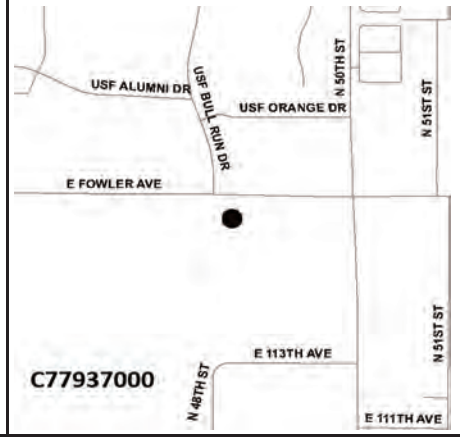

OPERATING COST IMPACT:

No significant change in operating cost is anticipated.

PROJECT COMPLETION DATE: Sep 2027

Sources of Funds (in $000s)	Total Estimated Sources	Prior Funding	FY 27 Carryforward	FY 27 Additional	FY 28	FY 29	FY 30	FY 31	Future
ARP Funds	$0	$0	$0	$0	$0	$0	$0	$0	$0
Community Invest. Tax I	0	0	0	0	0	0	0	0	0
Community Invest. Tax II	0	0	0	0	0	0	0	0	0
Community Invest. Tax III	0	0	0	0	0	0	0	0	0
Community Invest. Tax IV	0	0	0	0	0	0	0	0	0
Enterprise Fees	0	0	0	0	0	0	0	0	0
Financing	0	0	0	0	0	0	0	0	0
General Revenues-CW	0	0	0	0	0	0	0	0	0
General Revenues-R3M	750	0	750	0	0	0	0	0	0
General Revenues-UA	0	0	0	0	0	0	0	0	0
Grants & County Match	0	0	0	0	0	0	0	0	0
Library Fund	0	0	0	0	0	0	0	0	0
Other	0	0	0	0	0	0	0	0	0
Undetermined	0	0	0	0	0	0	0	0	0
Subtotal FY 27			$750	$0					
Total	**$750**	**$0**	**$750**		**$0**	**$0**	**$0**	**$0**	**$0**

Uses of Funds (in $000s)	Total Estimated Cost	Prior Expenses	FY 27 Carryforward	FY 27 Additional	FY 28	FY 29	FY 30	FY 31	Future
Capital [1]	$0	$0	$0	$0	$0	$0	$0	$0	$0
Contributions [2]	0	0	0	0	0	0	0	0	0
Non-Capital [3]	750	0	750	0	0	0	0	0	0
Subtotal FY 27			$750	$0					
Total	**$750**	**$0**	**$750**		**$0**	**$0**	**$0**	**$0**	**$0**

[1] Capital includes, but is not limited to, expenses related to capitalizable Development, Design, Land Acquisition, Equipment, Construction and Administration required to complete the project.

[2] Contributions includes, but is not limited to, funding through an agreement to other Government Agencies, Youth Organizations, Cultural Service Organizations and other Non-Profit Organizations.

[3] Non-Capital includes, but is not limited to, expenses related to Building Maintenance, Grounds & Landscaping Maintenance, Non-Capitalizable Equipment and other Professional Services.

PROJECT TITLE: **PROJECT NUMBER: C77904000**

MOSI VEGETATIVE ROOF REPLACEMENT-COUNTY OCCUPIED WEST BLDG (R3M)

CIE REQUIREMENTS: N

LEVEL OF SERVICE IMPACT: N/A **PROGRAM: GOVERNMENT FACILITIES**

PROJECT DESCRIPTION:

Project is for the replacement of the vegetative roof that has reached its life expectancy.

Neighborhood Community Area:

City of Tampa

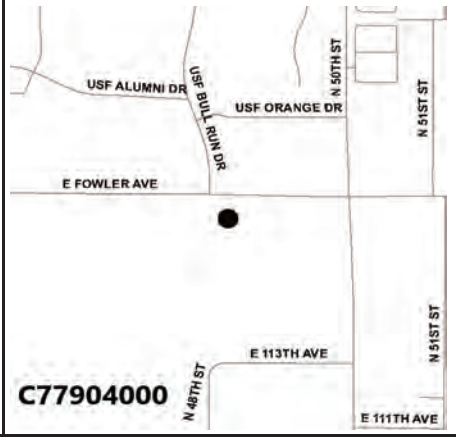

OPERATING COST IMPACT:

No significant change in operating cost is anticipated.

PROJECT COMPLETION DATE: Sep 2027

Sources of Funds (in $000s)	Total Estimated Sources	Prior Funding	FY 27 Carryforward	FY 27 Additional	FY 28	FY 29	FY 30	FY 31	Future
ARP Funds	$0	$0	$0	$0	$0	$0	$0	$0	$0
Community Invest. Tax I	0	0	0	0	0	0	0	0	0
Community Invest. Tax II	0	0	0	0	0	0	0	0	0
Community Invest. Tax III	0	0	0	0	0	0	0	0	0
Community Invest. Tax IV	0	0	0	0	0	0	0	0	0
Enterprise Fees	0	0	0	0	0	0	0	0	0
Financing	0	0	0	0	0	0	0	0	0
General Revenues-CW	0	0	0	0	0	0	0	0	0
General Revenues-R3M	350	0	350	0	0	0	0	0	0
General Revenues-UA	0	0	0	0	0	0	0	0	0
Grants & County Match	0	0	0	0	0	0	0	0	0
Library Fund	0	0	0	0	0	0	0	0	0
Other	0	0	0	0	0	0	0	0	0
Undetermined	0	0	0	0	0	0	0	0	0
Subtotal FY 27			$350	$0					
Total	**$350**	**$0**	**$350**		**$0**	**$0**	**$0**	**$0**	**$0**

Uses of Funds (in $000s)	Total Estimated Cost	Prior Expenses	FY 27 Carryforward	FY 27 Additional	FY 28	FY 29	FY 30	FY 31	Future
Capital [1]	$0	$0	$0	$0	$0	$0	$0	$0	$0
Contributions [2]	0	0	0	0	0	0	0	0	0
Non-Capital [3]	350	0	350	0	0	0	0	0	0
Subtotal FY 27			$350	$0					
Total	**$350**	**$0**	**$350**		**$0**	**$0**	**$0**	**$0**	**$0**

[1] Capital includes, but is not limited to, expenses related to capitalizable Development, Design, Land Acquisition, Equipment, Construction and Administration required to complete the project.

[2] Contributions includes, but is not limited to, funding through an agreement to other Government Agencies, Youth Organizations, Cultural Service Organizations and other Non-Profit Organizations.

[3] Non-Capital includes, but is not limited to, expenses related to Building Maintenance, Grounds & Landscaping Maintenance, Non-Capitalizable Equipment and other Professional Services.

PROJECT TITLE: **PROJECT NUMBER: C77854000**

NEW ADULT DAY HEALTH SERVICES CENTER - SOUTH COUNTY

CIE REQUIREMENTS: N

LEVEL OF SERVICE IMPACT: N/A **PROGRAM: GOVERNMENT FACILITIES**

PROJECT DESCRIPTION:

Development of a new adult day health center designed to meet the needs of South County residents to whom service is unavailable due to travel distance.

Neighborhood Community Area:

TBD

OPERATING COST IMPACT:

Operating cost impact will be determined during project development.

PROJECT COMPLETION DATE: TBD

Sources of Funds (in $000s)	Total Estimated Sources	Prior Funding	FY 27 Carryforward	FY 27 Additional	FY 28	FY 29	FY 30	FY 31	Future
ARP Funds	$0	$0	$0	$0	$0	$0	$0	$0	$0
Community Invest. Tax I	0	0	0	0	0	0	0	0	0
Community Invest. Tax II	0	0	0	0	0	0	0	0	0
Community Invest. Tax III	0	0	0	0	0	0	0	0	0
Community Invest. Tax IV	0	0	0	0	0	0	0	0	0
Enterprise Fees	0	0	0	0	0	0	0	0	0
Financing	0	0	0	0	0	0	0	0	0
General Revenues-CW	3,230	0	3,230	0	0	0	0	0	0
General Revenues-R3M	0	0	0	0	0	0	0	0	0
General Revenues-UA	0	0	0	0	0	0	0	0	0
Grants & County Match	0	0	0	0	0	0	0	0	0
Library Fund	0	0	0	0	0	0	0	0	0
Other	0	0	0	0	0	0	0	0	0
Undetermined	0	0	0	0	0	0	0	0	0
Subtotal FY 27			$3,230	$0					
Total	**$3,230**	**$0**	**$3,230**		**$0**	**$0**	**$0**	**$0**	**$0**

Uses of Funds (in $000s)	Total Estimated Cost	Prior Expenses	FY 27 Carryforward	FY 27 Additional	FY 28	FY 29	FY 30	FY 31	Future
Capital [1]	$3,230	$0	$3,230	$0	$0	$0	$0	$0	$0
Contributions [2]	0	0	0	0	0	0	0	0	0
Non-Capital [3]	0	0	0	0	0	0	0	0	0
Subtotal FY 27			$3,230	$0					
Total	**$3,230**	**$0**	**$3,230**		**$0**	**$0**	**$0**	**$0**	**$0**

[1] Capital includes, but is not limited to, expenses related to capitalizable Development, Design, Land Acquisition, Equipment, Construction and Administration required to complete the project.

[2] Contributions includes, but is not limited to, funding through an agreement to other Government Agencies, Youth Organizations, Cultural Service Organizations and other Non-Profit Organizations.

[3] Non-Capital includes, but is not limited to, expenses related to Building Maintenance, Grounds & Landscaping Maintenance, Non-Capitalizable Equipment and other Professional Services.

PROJECT TITLE: **PROJECT NUMBER: C77944000**

PAT FRANK COURT BUILDING FLOORING REPLACEMENT (R3M)

CIE REQUIREMENTS: N

LEVEL OF SERVICE IMPACT: N/A **PROGRAM: GOVERNMENT FACILITIES**

PROJECT DESCRIPTION:

Project is for scheduled end of life cycle replacement of various types of flooring installed at the Pat Frank Court Building.

Neighborhood Community Area:

City of Tampa

OPERATING COST IMPACT:

No significant change in operating cost is anticipated.

PROJECT COMPLETION DATE: Sep 2027

Sources of Funds (in $000s)	Total Estimated Sources	Prior Funding	FY 27 Carryforward	FY 27 Additional	FY 28	FY 29	FY 30	FY 31	Future
ARP Funds	$0	$0	$0	$0	$0	$0	$0	$0	$0
Community Invest. Tax I	0	0	0	0	0	0	0	0	0
Community Invest. Tax II	0	0	0	0	0	0	0	0	0
Community Invest. Tax III	0	0	0	0	0	0	0	0	0
Community Invest. Tax IV	0	0	0	0	0	0	0	0	0
Enterprise Fees	0	0	0	0	0	0	0	0	0
Financing	0	0	0	0	0	0	0	0	0
General Revenues-CW	0	0	0	0	0	0	0	0	0
General Revenues-R3M	2,750	350	400	2,000	0	0	0	0	0
General Revenues-UA	0	0	0	0	0	0	0	0	0
Grants & County Match	0	0	0	0	0	0	0	0	0
Library Fund	0	0	0	0	0	0	0	0	0
Other	0	0	0	0	0	0	0	0	0
Undetermined	0	0	0	0	0	0	0	0	0
Subtotal FY 27			$400	$2,000					
Total	**$2,750**	**$350**	**$2,400**		**$0**	**$0**	**$0**	**$0**	**$0**

Uses of Funds (in $000s)	Total Estimated Cost	Prior Expenses	FY 27 Carryforward	FY 27 Additional	FY 28	FY 29	FY 30	FY 31	Future
Capital [1]	$0	$0	$0	$0	$0	$0	$0	$0	$0
Contributions [2]	0	0	0	0	0	0	0	0	0
Non-Capital [3]	2,750	350	400	2,000	0	0	0	0	0
Subtotal FY 27			$400	$2,000					
Total	**$2,750**	**$350**	**$2,400**		**$0**	**$0**	**$0**	**$0**	**$0**

[1] Capital includes, but is not limited to, expenses related to capitalizable Development, Design, Land Acquisition, Equipment, Construction and Administration required to complete the project.

[2] Contributions includes, but is not limited to, funding through an agreement to other Government Agencies, Youth Organizations, Cultural Service Organizations and other Non-Profit Organizations.

[3] Non-Capital includes, but is not limited to, expenses related to Building Maintenance, Grounds & Landscaping Maintenance, Non-Capitalizable Equipment and other Professional Services.

PROJECT TITLE: PAT FRANK COURT BUILDING ROOF REPLACEMENT (R3M)
PROJECT NUMBER: C77943000
CIE REQUIREMENTS: N
LEVEL OF SERVICE IMPACT: N/A
PROGRAM: GOVERNMENT FACILITIES

PROJECT DESCRIPTION:
Project is for scheduled end of life cycle replacement of the roof for Pat Frank Court Building.

Neighborhood Community Area:
City of Tampa

OPERATING COST IMPACT:
No significant change in operating cost is anticipated.

PROJECT COMPLETION DATE: Sep 2027

Sources of Funds (in $000s)	Total Estimated Sources	Prior Funding	FY 27 Carryforward	FY 27 Additional	FY 28	FY 29	FY 30	FY 31	Future
ARP Funds	$0	$0	$0	$0	$0	$0	$0	$0	$0
Community Invest. Tax I	0	0	0	0	0	0	0	0	0
Community Invest. Tax II	0	0	0	0	0	0	0	0	0
Community Invest. Tax III	0	0	0	0	0	0	0	0	0
Community Invest. Tax IV	0	0	0	0	0	0	0	0	0
Enterprise Fees	0	0	0	0	0	0	0	0	0
Financing	0	0	0	0	0	0	0	0	0
General Revenues-CW	0	0	0	0	0	0	0	0	0
General Revenues-R3M	2,000	250	1,750	0	0	0	0	0	0
General Revenues-UA	0	0	0	0	0	0	0	0	0
Grants & County Match	0	0	0	0	0	0	0	0	0
Library Fund	0	0	0	0	0	0	0	0	0
Other	0	0	0	0	0	0	0	0	0
Undetermined	0	0	0	0	0	0	0	0	0
Subtotal FY 27			$1,750	$0					
Total	**$2,000**	**$250**	**$1,750**		**$0**	**$0**	**$0**	**$0**	**$0**

Uses of Funds (in $000s)	Total Estimated Cost	Prior Expenses	FY 27 Carryforward	FY 27 Additional	FY 28	FY 29	FY 30	FY 31	Future
Capital [1]	$0	$0	$0	$0	$0	$0	$0	$0	$0
Contributions [2]	0	0	0	0	0	0	0	0	0
Non-Capital [3]	2,000	250	1,750	0	0	0	0	0	0
Subtotal FY 27			$1,750	$0					
Total	**$2,000**	**$250**	**$1,750**		**$0**	**$0**	**$0**	**$0**	**$0**

[1] Capital includes, but is not limited to, expenses related to capitalizable Development, Design, Land Acquisition, Equipment, Construction and Administration required to complete the project.
[2] Contributions includes, but is not limited to, funding through an agreement to other Government Agencies, Youth Organizations, Cultural Service Organizations and other Non-Profit Organizations.
[3] Non-Capital includes, but is not limited to, expenses related to Building Maintenance, Grounds & Landscaping Maintenance, Non-Capitalizable Equipment and other Professional Services.

PROJECT TITLE: PEPIN ACADEMIES CAPITAL CONTRIBUTION
PROJECT NUMBER: C77931000
CIE REQUIREMENTS: N
LEVEL OF SERVICE IMPACT: N/A
PROGRAM: GOVERNMENT FACILITIES

PROJECT DESCRIPTION:
Funding will assist with a paving project at the Tampa campus and painting buildings at the Riverview campus.

Neighborhood Community Area:
Various

OPERATING COST IMPACT:
There will be no operating cost impact to the County.

PROJECT COMPLETION DATE: Contribution

Sources of Funds (in $000s)	Total Estimated Sources	Prior Funding	FY 27 Carryforward	FY 27 Additional	FY 28	FY 29	FY 30	FY 31	Future
ARP Funds	$0	$0	$0	$0	$0	$0	$0	$0	$0
Community Invest. Tax I	0	0	0	0	0	0	0	0	0
Community Invest. Tax II	0	0	0	0	0	0	0	0	0
Community Invest. Tax III	0	0	0	0	0	0	0	0	0
Community Invest. Tax IV	0	0	0	0	0	0	0	0	0
Enterprise Fees	0	0	0	0	0	0	0	0	0
Financing	0	0	0	0	0	0	0	0	0
General Revenues-CW	150	0	150	0	0	0	0	0	0
General Revenues-R3M	0	0	0	0	0	0	0	0	0
General Revenues-UA	0	0	0	0	0	0	0	0	0
Grants & County Match	0	0	0	0	0	0	0	0	0
Library Fund	0	0	0	0	0	0	0	0	0
Other	0	0	0	0	0	0	0	0	0
Undetermined	0	0	0	0	0	0	0	0	0
Subtotal FY 27			$150	$0					
Total	**$150**	**$0**	**$150**		**$0**	**$0**	**$0**	**$0**	**$0**

Uses of Funds (in $000s)	Total Estimated Cost	Prior Expenses	FY 27 Carryforward	FY 27 Additional	FY 28	FY 29	FY 30	FY 31	Future
Capital [1]	$0	$0	$0	$0	$0	$0	$0	$0	$0
Contributions [2]	150	0	150	0	0	0	0	0	0
Non-Capital [3]	0	0	0	0	0	0	0	0	0
Subtotal FY 27			$150	$0					
Total	**$150**	**$0**	**$150**		**$0**	**$0**	**$0**	**$0**	**$0**

[1] Capital includes, but is not limited to, expenses related to capitalizable Development, Design, Land Acquisition, Equipment, Construction and Administration required to complete the project.
[2] Contributions includes, but is not limited to, funding through an agreement to other Government Agencies, Youth Organizations, Cultural Service Organizations and other Non-Profit Organizations.
[3] Non-Capital includes, but is not limited to, expenses related to Building Maintenance, Grounds & Landscaping Maintenance, Non-Capitalizable Equipment and other Professional Services.

PROJECT TITLE:
PET RESOURCES FACILITY REPLACEMENT
CIE REQUIREMENTS: N
LEVEL OF SERVICE IMPACT: N/A

PROJECT NUMBER: C77922000

PROGRAM: GOVERNMENT FACILITIES

PROJECT DESCRIPTION:
Project includes land acquisition, planning, and design of a new shelter facility, on a site to be determined, to better serve the growing community.

Neighborhood Community Area:
TBD

OPERATING COST IMPACT:
To be determined.

PROJECT COMPLETION DATE: TBD

Sources of Funds (in $000s)	Total Estimated Sources	Prior Funding	FY 27 Carryforward	FY 27 Additional	FY 28	FY 29	FY 30	FY 31	Future
ARP Funds	$0	$0	$0	$0	$0	$0	$0	$0	$0
Community Invest. Tax I	0	0	0	0	0	0	0	0	0
Community Invest. Tax II	0	0	0	0	0	0	0	0	0
Community Invest. Tax III	0	0	0	0	0	0	0	0	0
Community Invest. Tax IV	0	0	0	0	0	0	0	0	0
Enterprise Fees	0	0	0	0	0	0	0	0	0
Financing	0	0	0	0	0	0	0	0	0
General Revenues-CW	13,000	78	7,922	5,000	0	0	0	0	0
General Revenues-R3M	0	0	0	0	0	0	0	0	0
General Revenues-UA	0	0	0	0	0	0	0	0	0
Grants & County Match	0	0	0	0	0	0	0	0	0
Library Fund	0	0	0	0	0	0	0	0	0
Other	0	0	0	0	0	0	0	0	0
Undetermined	0	0	0	0	0	0	0	0	0
Subtotal FY 27			$7,922	$5,000					
Total	**$13,000**	**$78**	**$12,922**		**$0**	**$0**	**$0**	**$0**	**$0**

Uses of Funds (in $000s)	Total Estimated Cost	Prior Expenses	FY 27 Carryforward	FY 27 Additional	FY 28	FY 29	FY 30	FY 31	Future
Capital [1]	$13,000	$78	$7,922	$5,000	$0	$0	$0	$0	$0
Contributions [2]	0	0	0	0	0	0	0	0	0
Non-Capital [3]	0	0	0	0	0	0	0	0	0
Subtotal FY 27			$7,922	$5,000					
Total	**$13,000**	**$78**	**$12,922**		**$0**	**$0**	**$0**	**$0**	**$0**

[1] Capital includes, but is not limited to, expenses related to capitalizable Development, Design, Land Acquisition, Equipment, Construction and Administration required to complete the project.
[2] Contributions includes, but is not limited to, funding through an agreement to other Government Agencies, Youth Organizations, Cultural Service Organizations and other Non-Profit Organizations.
[3] Non-Capital includes, but is not limited to, expenses related to Building Maintenance, Grounds & Landscaping Maintenance, Non-Capitalizable Equipment and other Professional Services.

PROJECT TITLE:
PREMIERE DRIVE EMERGENCY GENERATOR REPLACEMENT (R3M)
CIE REQUIREMENTS: N
LEVEL OF SERVICE IMPACT: N/A

PROJECT NUMBER: C77935000

PROGRAM: GOVERNMENT FACILITIES

PROJECT DESCRIPTION:
This project is for the scheduled replacement of the emergency generator that has reached its life expectancy.

Neighborhood Community Area:
Greater Carrollwood Northdale

OPERATING COST IMPACT:
No significant change in operating cost is anticipated.

PROJECT COMPLETION DATE: Sep 2027

Sources of Funds (in $000s)	Total Estimated Sources	Prior Funding	FY 27 Carryforward	FY 27 Additional	FY 28	FY 29	FY 30	FY 31	Future
ARP Funds	$0	$0	$0	$0	$0	$0	$0	$0	$0
Community Invest. Tax I	0	0	0	0	0	0	0	0	0
Community Invest. Tax II	0	0	0	0	0	0	0	0	0
Community Invest. Tax III	0	0	0	0	0	0	0	0	0
Community Invest. Tax IV	0	0	0	0	0	0	0	0	0
Enterprise Fees	0	0	0	0	0	0	0	0	0
Financing	0	0	0	0	0	0	0	0	0
General Revenues-CW	0	0	0	0	0	0	0	0	0
General Revenues-R3M	600	0	600	0	0	0	0	0	0
General Revenues-UA	0	0	0	0	0	0	0	0	0
Grants & County Match	0	0	0	0	0	0	0	0	0
Library Fund	0	0	0	0	0	0	0	0	0
Other	0	0	0	0	0	0	0	0	0
Undetermined	0	0	0	0	0	0	0	0	0
Subtotal FY 27			$600	$0					
Total	**$600**	**$0**	**$600**		**$0**	**$0**	**$0**	**$0**	**$0**

Uses of Funds (in $000s)	Total Estimated Cost	Prior Expenses	FY 27 Carryforward	FY 27 Additional	FY 28	FY 29	FY 30	FY 31	Future
Capital [1]	$0	$0	$0	$0	$0	$0	$0	$0	$0
Contributions [2]	0	0	0	0	0	0	0	0	0
Non-Capital [3]	600	0	600	0	0	0	0	0	0
Subtotal FY 27			$600	$0					
Total	**$600**	**$0**	**$600**		**$0**	**$0**	**$0**	**$0**	**$0**

[1] Capital includes, but is not limited to, expenses related to capitalizable Development, Design, Land Acquisition, Equipment, Construction and Administration required to complete the project.
[2] Contributions includes, but is not limited to, funding through an agreement to other Government Agencies, Youth Organizations, Cultural Service Organizations and other Non-Profit Organizations.
[3] Non-Capital includes, but is not limited to, expenses related to Building Maintenance, Grounds & Landscaping Maintenance, Non-Capitalizable Equipment and other Professional Services.

PROJECT TITLE:
PREMIERE DRIVE HVAC REPLACEMENT (R3M)
CIE REQUIREMENTS: N
LEVEL OF SERVICE IMPACT: N/A

PROJECT NUMBER: C77936000

PROGRAM: GOVERNMENT FACILITIES

PROJECT DESCRIPTION:
This project is for the scheduled replacement of the HVAC system that has reached its life expectancy.

OPERATING COST IMPACT:
No significant change in operating cost is anticipated.

PROJECT COMPLETION DATE: Sep 2027

Neighborhood Community Area:
Greater Carrollwood Northdale

Sources of Funds (in $000s)	Total Estimated Sources	Prior Funding	FY 27 Carryforward	FY 27 Additional	FY 28	FY 29	FY 30	FY 31	Future
ARP Funds	$0	$0	$0	$0	$0	$0	$0	$0	$0
Community Invest. Tax I	0	0	0	0	0	0	0	0	0
Community Invest. Tax II	0	0	0	0	0	0	0	0	0
Community Invest. Tax III	0	0	0	0	0	0	0	0	0
Community Invest. Tax IV	0	0	0	0	0	0	0	0	0
Enterprise Fees	0	0	0	0	0	0	0	0	0
Financing	0	0	0	0	0	0	0	0	0
General Revenues-CW	0	0	0	0	0	0	0	0	0
General Revenues-R3M	500	0	500	0	0	0	0	0	0
General Revenues-UA	0	0	0	0	0	0	0	0	0
Grants & County Match	0	0	0	0	0	0	0	0	0
Library Fund	0	0	0	0	0	0	0	0	0
Other	0	0	0	0	0	0	0	0	0
Undetermined	0	0	0	0	0	0	0	0	0
Subtotal FY 27			$500	$0					
Total	**$500**	**$0**	**$500**		**$0**	**$0**	**$0**	**$0**	**$0**

Uses of Funds (in $000s)	Total Estimated Cost	Prior Expenses	FY 27 Carryforward	FY 27 Additional	FY 28	FY 29	FY 30	FY 31	Future
Capital [1]	$0	$0	$0	$0	$0	$0	$0	$0	$0
Contributions [2]	0	0	0	0	0	0	0	0	0
Non-Capital [3]	500	0	500	0	0	0	0	0	0
Subtotal FY 27			$500	$0					
Total	**$500**	**$0**	**$500**		**$0**	**$0**	**$0**	**$0**	**$0**

[1] Capital includes, but is not limited to, expenses related to capitalizable Development, Design, Land Acquisition, Equipment, Construction and Administration required to complete the project.
[2] Contributions includes, but is not limited to, funding through an agreement to other Government Agencies, Youth Organizations, Cultural Service Organizations and other Non-Profit Organizations.
[3] Non-Capital includes, but is not limited to, expenses related to Building Maintenance, Grounds & Landscaping Maintenance, Non-Capitalizable Equipment and other Professional Services.

PROJECT TITLE:
PUBLIC ART PROGRAM (MP)
CIE REQUIREMENTS: N
LEVEL OF SERVICE IMPACT: N/A

PROJECT NUMBER: C70000000

PROGRAM: GOVERNMENT FACILITIES

PROJECT DESCRIPTION:
The amended Public Art Ordinance, approved by the Board of County Commissioners on January 6, 2010, (effective date January 13, 2010), states that the Public Art Program will be included in the County's Capital Improvement Program (CIP) as a capital project. Funds for the program are to be allocated once annually and the assessments are subject to Board approval as part of the CIP. Use of the funds is subject to Board approval through the annual Public Art Plan. The annual Public Art Plan, as recommended by the Public Art Committee, is included within the appendix section of this document.

OPERATING COST IMPACT:
No significant change in operating cost is anticipated.

PROJECT COMPLETION DATE: Ongoing

Neighborhood Community Area:
Countywide

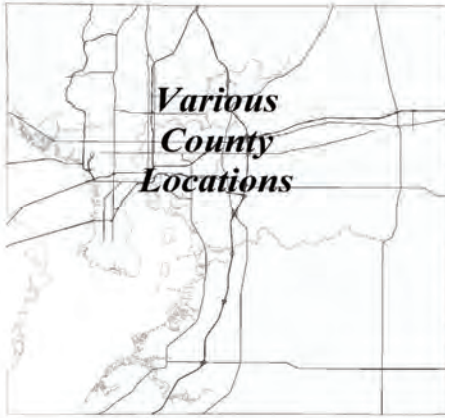

Sources of Funds (in $000s)	Total Estimated Sources	Prior Funding	FY 27 Carryforward	FY 27 Additional	FY 28	FY 29	FY 30	FY 31	Future
ARP Funds	$0	$0	$0	$0	$0	$0	$0	$0	$0
Community Invest. Tax I	377	377	0	0	0	0	0	0	0
Community Invest. Tax II	356	356	0	0	0	0	0	0	0
Community Invest. Tax III	1,377	665	486	225	0	0	0	0	0
Community Invest. Tax IV	0	0	0	0	0	0	0	0	0
Enterprise Fees	0	0	0	0	0	0	0	0	0
Financing	36	36	0	0	0	0	0	0	0
General Revenues-CW	2,477	1,845	482	0	150	0	0	0	0
General Revenues-R3M	0	0	0	0	0	0	0	0	0
General Revenues-UA	2,022	445	1,577	0	0	0	0	0	0
Grants & County Match	46	46	0	0	0	0	0	0	0
Library Fund	844	535	159	0	150	0	0	0	0
Other	0	0	0	0	0	0	0	0	0
Undetermined	0	0	0	0	0	0	0	0	0
Subtotal FY 27			$2,705	$225					
Total	**$7,535**	**$4,305**	**$2,930**		**$300**	**$0**	**$0**	**$0**	**$0**

Uses of Funds (in $000s)	Total Estimated Cost	Prior Expenses	FY 27 Carryforward	FY 27 Additional	FY 28	FY 29	FY 30	FY 31	Future
Capital [1]	$7,384	$4,154	$2,705	$225	$300	$0	$0	$0	$0
Contributions [2]	75	75	0	0	0	0	0	0	0
Non-Capital [3]	75	75	0	0	0	0	0	0	0
Subtotal FY 27			$2,705	$225					
Total	**$7,535**	**$4,305**	**$2,930**		**$300**	**$0**	**$0**	**$0**	**$0**

[1] Capital includes, but is not limited to, expenses related to capitalizable Development, Design, Land Acquisition, Equipment, Construction and Administration required to complete the project.
[2] Contributions includes, but is not limited to, funding through an agreement to other Government Agencies, Youth Organizations, Cultural Service Organizations and other Non-Profit Organizations.
[3] Non-Capital includes, but is not limited to, expenses related to Building Maintenance, Grounds & Landscaping Maintenance, Non-Capitalizable Equipment and other Professional Services.

PROJECT TITLE:
PUBLIC DEFENDER FIRST FLOOR SECURITY LOBBY
CIE REQUIREMENTS: N
LEVEL OF SERVICE IMPACT: N/A

PROJECT NUMBER: C77892000

PROGRAM: GOVERNMENT FACILITIES

PROJECT DESCRIPTION:
This project includes the construction/renovation of the 1st floor at 700 E. Twiggs Street to increase security for public access into the building.

OPERATING COST IMPACT:
No significant change in operating cost is anticipated.

PROJECT COMPLETION DATE: Feb 2028

Neighborhood Community Area:
City of Tampa

Sources of Funds (in $000s)	Total Estimated Sources	Prior Funding	FY 27 Carryforward	FY 27 Additional	FY 28	FY 29	FY 30	FY 31	Future
ARP Funds	$0	$0	$0	$0	$0	$0	$0	$0	$0
Community Invest. Tax I	0	0	0	0	0	0	0	0	0
Community Invest. Tax II	0	0	0	0	0	0	0	0	0
Community Invest. Tax III	0	0	0	0	0	0	0	0	0
Community Invest. Tax IV	0	0	0	0	0	0	0	0	0
Enterprise Fees	0	0	0	0	0	0	0	0	0
Financing	0	0	0	0	0	0	0	0	0
General Revenues-CW	900	63	837	0	0	0	0	0	0
General Revenues-R3M	0	0	0	0	0	0	0	0	0
General Revenues-UA	0	0	0	0	0	0	0	0	0
Grants & County Match	0	0	0	0	0	0	0	0	0
Library Fund	0	0	0	0	0	0	0	0	0
Other	0	0	0	0	0	0	0	0	0
Undetermined	0	0	0	0	0	0	0	0	0
Subtotal FY 27			$837	$0					
Total	**$900**	**$63**	**$837**		**$0**	**$0**	**$0**	**$0**	**$0**

Uses of Funds (in $000s)	Total Estimated Cost	Prior Expenses	FY 27 Carryforward	FY 27 Additional	FY 28	FY 29	FY 30	FY 31	Future
Capital [1]	$900	$63	$837	$0	$0	$0	$0	$0	$0
Contributions [2]	0	0	0	0	0	0	0	0	0
Non-Capital [3]	0	0	0	0	0	0	0	0	0
Subtotal FY 27			$837	$0					
Total	**$900**	**$63**	**$837**		**$0**	**$0**	**$0**	**$0**	**$0**

[1] Capital includes, but is not limited to, expenses related to capitalizable Development, Design, Land Acquisition, Equipment, Construction and Administration required to complete the project.
[2] Contributions includes, but is not limited to, funding through an agreement to other Government Agencies, Youth Organizations, Cultural Service Organizations and other Non-Profit Organizations.
[3] Non-Capital includes, but is not limited to, expenses related to Building Maintenance, Grounds & Landscaping Maintenance, Non-Capitalizable Equipment and other Professional Services.

PROJECT TITLE:
PUBLIC DEFENDER OFFICE RENOVATIONS
CIE REQUIREMENTS: N
LEVEL OF SERVICE IMPACT: N/A

PROJECT NUMBER: C77893000

PROGRAM: GOVERNMENT FACILITIES

PROJECT DESCRIPTION:
Various floors will be renovated to accommodate existing or expanded programming needs. Interior partitions and finishes within the various floor areas will be demolished and replaced to office spaces for attorneys, training rooms, break and wellness areas, attorney resource rooms, trial preparation areas, video deposition rooms, conference rooms, and imaging. Technology, network, and other IT needs that will improve operational efficiency will be implemented along with the office changes.

OPERATING COST IMPACT:
No significant change in operating cost is anticipated.

PROJECT COMPLETION DATE: Jun 2028

Neighborhood Community Area:
City of Tampa

Sources of Funds (in $000s)	Total Estimated Sources	Prior Funding	FY 27 Carryforward	FY 27 Additional	FY 28	FY 29	FY 30	FY 31	Future
ARP Funds	$0	$0	$0	$0	$0	$0	$0	$0	$0
Community Invest. Tax I	0	0	0	0	0	0	0	0	0
Community Invest. Tax II	0	0	0	0	0	0	0	0	0
Community Invest. Tax III	0	0	0	0	0	0	0	0	0
Community Invest. Tax IV	0	0	0	0	0	0	0	0	0
Enterprise Fees	0	0	0	0	0	0	0	0	0
Financing	0	0	0	0	0	0	0	0	0
General Revenues-CW	2,750	133	2,617	0	0	0	0	0	0
General Revenues-R3M	0	0	0	0	0	0	0	0	0
General Revenues-UA	0	0	0	0	0	0	0	0	0
Grants & County Match	0	0	0	0	0	0	0	0	0
Library Fund	0	0	0	0	0	0	0	0	0
Other	0	0	0	0	0	0	0	0	0
Undetermined	0	0	0	0	0	0	0	0	0
Subtotal FY 27			$2,617	$0					
Total	**$2,750**	**$133**	**$2,617**		**$0**	**$0**	**$0**	**$0**	**$0**

Uses of Funds (in $000s)	Total Estimated Cost	Prior Expenses	FY 27 Carryforward	FY 27 Additional	FY 28	FY 29	FY 30	FY 31	Future
Capital [1]	$2,750	$133	$2,617	$0	$0	$0	$0	$0	$0
Contributions [2]	0	0	0	0	0	0	0	0	0
Non-Capital [3]	0	0	0	0	0	0	0	0	0
Subtotal FY 27			$2,617	$0					
Total	**$2,750**	**$133**	**$2,617**		**$0**	**$0**	**$0**	**$0**	**$0**

[1] Capital includes, but is not limited to, expenses related to capitalizable Development, Design, Land Acquisition, Equipment, Construction and Administration required to complete the project.
[2] Contributions includes, but is not limited to, funding through an agreement to other Government Agencies, Youth Organizations, Cultural Service Organizations and other Non-Profit Organizations.
[3] Non-Capital includes, but is not limited to, expenses related to Building Maintenance, Grounds & Landscaping Maintenance, Non-Capitalizable Equipment and other Professional Services.

PROJECT TITLE:
SECURITY ENHANCEMENTS AT COUNTY FACILITIES (MP)
CIE REQUIREMENTS: N
LEVEL OF SERVICE IMPACT: N/A

PROJECT NUMBER: C77857000

PROGRAM: GOVERNMENT FACILITIES

PROJECT DESCRIPTION:
This project is for the purpose of providing security improvements to the County Center and other County buildings as budget will allow. Work will include construction / build out as well as new equipment.

OPERATING COST IMPACT:
No significant change in operating cost is anticipated.

PROJECT COMPLETION DATE: Ongoing

Neighborhood Community Area:
Countywide

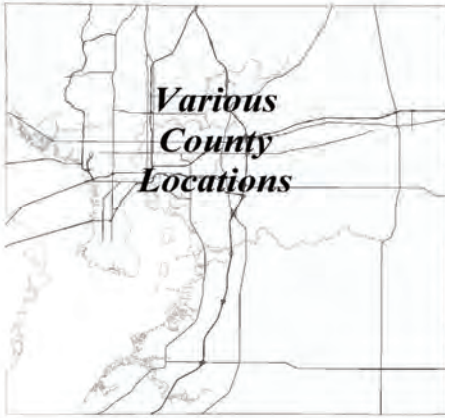

Sources of Funds (in $000s)	Total Estimated Sources	Prior Funding	FY 27 Carryforward	FY 27 Additional	FY 28	FY 29	FY 30	FY 31	Future
ARP Funds	$0	$0	$0	$0	$0	$0	$0	$0	$0
Community Invest. Tax I	0	0	0	0	0	0	0	0	0
Community Invest. Tax II	0	0	0	0	0	0	0	0	0
Community Invest. Tax III	0	0	0	0	0	0	0	0	0
Community Invest. Tax IV	0	0	0	0	0	0	0	0	0
Enterprise Fees	0	0	0	0	0	0	0	0	0
Financing	0	0	0	0	0	0	0	0	0
General Revenues-CW	6,350	2,416	2,934	1,000	0	0	0	0	0
General Revenues-R3M	0	0	0	0	0	0	0	0	0
General Revenues-UA	1,075	715	360	0	0	0	0	0	0
Grants & County Match	0	0	0	0	0	0	0	0	0
Library Fund	0	0	0	0	0	0	0	0	0
Other	0	0	0	0	0	0	0	0	0
Undetermined	0	0	0	0	0	0	0	0	0
Subtotal FY 27			$3,295	$1,000					
Total	**$7,425**	**$3,130**	**$4,295**		**$0**	**$0**	**$0**	**$0**	**$0**

Uses of Funds (in $000s)	Total Estimated Cost	Prior Expenses	FY 27 Carryforward	FY 27 Additional	FY 28	FY 29	FY 30	FY 31	Future
Capital [1]	$7,302	$3,008	$3,295	$1,000	$0	$0	$0	$0	$0
Contributions [2]	0	0	0	0	0	0	0	0	0
Non-Capital [3]	123	123	0	0	0	0	0	0	0
Subtotal FY 27			$3,295	$1,000					
Total	**$7,425**	**$3,130**	**$4,295**		**$0**	**$0**	**$0**	**$0**	**$0**

[1] Capital includes, but is not limited to, expenses related to capitalizable Development, Design, Land Acquisition, Equipment, Construction and Administration required to complete the project.
[2] Contributions includes, but is not limited to, funding through an agreement to other Government Agencies, Youth Organizations, Cultural Service Organizations and other Non-Profit Organizations.
[3] Non-Capital includes, but is not limited to, expenses related to Building Maintenance, Grounds & Landscaping Maintenance, Non-Capitalizable Equipment and other Professional Services.

PROJECT TITLE:
SHERIFF'S INFRASTRUCTURE MAINTENANCE
CIE REQUIREMENTS: N
LEVEL OF SERVICE IMPACT: N/A

PROJECT NUMBER: C77962000

PROGRAM: GOVERNMENT FACILITIES

PROJECT DESCRIPTION:
Various projects to include the following: Essential maintenance for County-owned buildings, including HVAC replacements at District IV and Pinebrooke, and emergency generator replacements to ensure operational continuity during crises. Necessary air handler and security fence replacements at Orient Road Jail and Falkenburg Road Jail.

OPERATING COST IMPACT:
There will be no operating cost impact to the County.

PROJECT COMPLETION DATE: Sheriff Project

Neighborhood Community Area:
Countywide

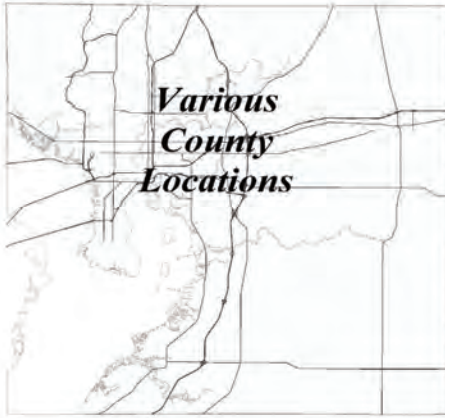

Sources of Funds (in $000s)	Total Estimated Sources	Prior Funding	FY 27 Carryforward	FY 27 Additional	FY 28	FY 29	FY 30	FY 31	Future
ARP Funds	$0	$0	$0	$0	$0	$0	$0	$0	$0
Community Invest. Tax I	0	0	0	0	0	0	0	0	0
Community Invest. Tax II	0	0	0	0	0	0	0	0	0
Community Invest. Tax III	0	0	0	0	0	0	0	0	0
Community Invest. Tax IV	3,300	0	0	3,300	0	0	0	0	0
Enterprise Fees	0	0	0	0	0	0	0	0	0
Financing	0	0	0	0	0	0	0	0	0
General Revenues-CW	0	0	0	0	0	0	0	0	0
General Revenues-R3M	0	0	0	0	0	0	0	0	0
General Revenues-UA	0	0	0	0	0	0	0	0	0
Grants & County Match	0	0	0	0	0	0	0	0	0
Library Fund	0	0	0	0	0	0	0	0	0
Other	0	0	0	0	0	0	0	0	0
Undetermined	0	0	0	0	0	0	0	0	0
Subtotal FY 27			$0	$3,300					
Total	**$3,300**	**$0**	**$3,300**		**$0**	**$0**	**$0**	**$0**	**$0**

Uses of Funds (in $000s)	Total Estimated Cost	Prior Expenses	FY 27 Carryforward	FY 27 Additional	FY 28	FY 29	FY 30	FY 31	Future
Capital [1]	$0	$0	$0	$0	$0	$0	$0	$0	$0
Contributions [2]	0	0	0	0	0	0	0	0	0
Non-Capital [3]	3,300	0	0	3,300	0	0	0	0	0
Subtotal FY 27			$0	$3,300					
Total	**$3,300**	**$0**	**$3,300**		**$0**	**$0**	**$0**	**$0**	**$0**

[1] Capital includes, but is not limited to, expenses related to capitalizable Development, Design, Land Acquisition, Equipment, Construction and Administration required to complete the project.
[2] Contributions includes, but is not limited to, funding through an agreement to other Government Agencies, Youth Organizations, Cultural Service Organizations and other Non-Profit Organizations.
[3] Non-Capital includes, but is not limited to, expenses related to Building Maintenance, Grounds & Landscaping Maintenance, Non-Capitalizable Equipment and other Professional Services.

PROJECT TITLE:
SHERIFF'S IT & COMMUNICATIONS EQUIPMENT
CIE REQUIREMENTS: N
LEVEL OF SERVICE IMPACT: N/A

PROJECT NUMBER: C77963000

PROGRAM: GOVERNMENT FACILITIES

PROJECT DESCRIPTION:
Various projects to include the following: Microwave Loop Radio System and Mobile Radios to provide a resilient, fail-safe communication backbone for all first responders across the county. Alternate Communications Dispatch Console and specialized units such as Crime Scene and K9 SUVs, which provide unique services to the entire county. Mandatory hardware, storage upgrades, and end of life replacements to ensure public safety data remains secure and accessible.

OPERATING COST IMPACT:
There will be no operating cost impact to the County.

PROJECT COMPLETION DATE: Sheriff Project

Neighborhood Community Area:
Countywide

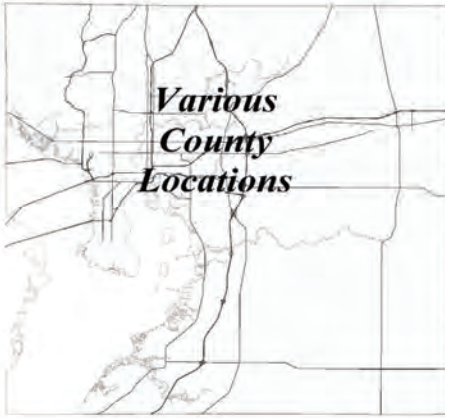

Sources of Funds (in $000s)	Total Estimated Sources	Prior Funding	FY 27 Carryforward	FY 27 Additional	FY 28	FY 29	FY 30	FY 31	Future
ARP Funds	$0	$0	$0	$0	$0	$0	$0	$0	$0
Community Invest. Tax I	0	0	0	0	0	0	0	0	0
Community Invest. Tax II	0	0	0	0	0	0	0	0	0
Community Invest. Tax III	0	0	0	0	0	0	0	0	0
Community Invest. Tax IV	7,200	0	0	7,200	0	0	0	0	0
Enterprise Fees	0	0	0	0	0	0	0	0	0
Financing	0	0	0	0	0	0	0	0	0
General Revenues-CW	0	0	0	0	0	0	0	0	0
General Revenues-R3M	0	0	0	0	0	0	0	0	0
General Revenues-UA	0	0	0	0	0	0	0	0	0
Grants & County Match	0	0	0	0	0	0	0	0	0
Library Fund	0	0	0	0	0	0	0	0	0
Other	0	0	0	0	0	0	0	0	0
Undetermined	0	0	0	0	0	0	0	0	0
Subtotal FY 27			$0	$7,200					
Total	**$7,200**	**$0**	**$7,200**		**$0**	**$0**	**$0**	**$0**	**$0**

Uses of Funds (in $000s)	Total Estimated Cost	Prior Expenses	FY 27 Carryforward	FY 27 Additional	FY 28	FY 29	FY 30	FY 31	Future
Capital [1]	$0	$0	$0	$0	$0	$0	$0	$0	$0
Contributions [2]	0	0	0	0	0	0	0	0	0
Non-Capital [3]	7,200	0	0	7,200	0	0	0	0	0
Subtotal FY 27			$0	$7,200					
Total	**$7,200**	**$0**	**$7,200**		**$0**	**$0**	**$0**	**$0**	**$0**

[1] Capital includes, but is not limited to, expenses related to capitalizable Development, Design, Land Acquisition, Equipment, Construction and Administration required to complete the project.
[2] Contributions includes, but is not limited to, funding through an agreement to other Government Agencies, Youth Organizations, Cultural Service Organizations and other Non-Profit Organizations.
[3] Non-Capital includes, but is not limited to, expenses related to Building Maintenance, Grounds & Landscaping Maintenance, Non-Capitalizable Equipment and other Professional Services.

PROJECT TITLE:
SHERIFF'S OPERATIONS CENTER RELOCATION
CIE REQUIREMENTS: N
LEVEL OF SERVICE IMPACT: N/A

PROJECT NUMBER: C77920000

PROGRAM: GOVERNMENT FACILITIES

PROJECT DESCRIPTION:
Land acquisition, project development, design and construction to relocate the Sheriff's Operations Center Complex currently in Ybor City.

OPERATING COST IMPACT:
To be determined.

PROJECT COMPLETION DATE: Sheriff Project

Neighborhood Community Area:
Brandon

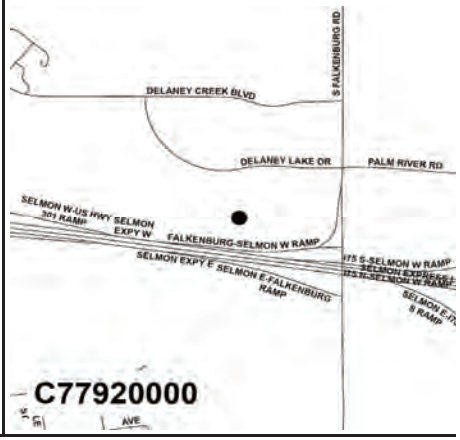

Sources of Funds (in $000s)	Total Estimated Sources	Prior Funding	FY 27 Carryforward	FY 27 Additional	FY 28	FY 29	FY 30	FY 31	Future
ARP Funds	$0	$0	$0	$0	$0	$0	$0	$0	$0
Community Invest. Tax I	0	0	0	0	0	0	0	0	0
Community Invest. Tax II	0	0	0	0	0	0	0	0	0
Community Invest. Tax III	0	0	0	0	0	0	0	0	0
Community Invest. Tax IV	0	0	0	0	0	0	0	0	0
Enterprise Fees	0	0	0	0	0	0	0	0	0
Financing	24,225	24,168	57	0	0	0	0	0	0
General Revenues-CW	34,954	0	27,454	7,500	0	0	0	0	0
General Revenues-R3M	730	0	730	0	0	0	0	0	0
General Revenues-UA	25,100	0	17,600	7,500	0	0	0	0	0
Grants & County Match	0	0	0	0	0	0	0	0	0
Library Fund	0	0	0	0	0	0	0	0	0
Other	0	0	0	0	0	0	0	0	0
Undetermined	0	0	0	0	0	0	0	0	0
Subtotal FY 27			$45,841	$15,000					
Total	**$85,009**	**$24,168**	**$60,841**		**$0**	**$0**	**$0**	**$0**	**$0**

Uses of Funds (in $000s)	Total Estimated Cost	Prior Expenses	FY 27 Carryforward	FY 27 Additional	FY 28	FY 29	FY 30	FY 31	Future
Capital [1]	$24,168	$24,168	$0	$0	$0	$0	$0	$0	$0
Contributions [2]	0	0	0	0	0	0	0	0	0
Non-Capital [3]	60,841	0	45,841	15,000	0	0	0	0	0
Subtotal FY 27			$45,841	$15,000					
Total	**$85,009**	**$24,168**	**$60,841**		**$0**	**$0**	**$0**	**$0**	**$0**

[1] Capital includes, but is not limited to, expenses related to capitalizable Development, Design, Land Acquisition, Equipment, Construction and Administration required to complete the project.
[2] Contributions includes, but is not limited to, funding through an agreement to other Government Agencies, Youth Organizations, Cultural Service Organizations and other Non-Profit Organizations.
[3] Non-Capital includes, but is not limited to, expenses related to Building Maintenance, Grounds & Landscaping Maintenance, Non-Capitalizable Equipment and other Professional Services.

PROJECT TITLE:
SHERIFF'S TRAINING FACILITY
CIE REQUIREMENTS: N
LEVEL OF SERVICE IMPACT: N/A

PROJECT NUMBER: C77902000

PROGRAM: GOVERNMENT FACILITIES

PROJECT DESCRIPTION:
This project includes the purchase of the existing 60,000 sf building located at 10210 Winhorst Rd and Phase One of building retrofit for Sheriff's training programs.

OPERATING COST IMPACT:
Operating costs included in current budget.

PROJECT COMPLETION DATE: Sheriff Project

Neighborhood Community Area:
Brandon

Sources of Funds (in $000s)	Total Estimated Sources	Prior Funding	FY 27 Carryforward	FY 27 Additional	FY 28	FY 29	FY 30	FY 31	Future
ARP Funds	$0	$0	$0	$0	$0	$0	$0	$0	$0
Community Invest. Tax I	0	0	0	0	0	0	0	0	0
Community Invest. Tax II	0	0	0	0	0	0	0	0	0
Community Invest. Tax III	0	0	0	0	0	0	0	0	0
Community Invest. Tax IV	11,211	11,148	63	0	0	0	0	0	0
Enterprise Fees	0	0	0	0	0	0	0	0	0
Financing	3,789	3,789	0	0	0	0	0	0	0
General Revenues-CW	100	100	0	0	0	0	0	0	0
General Revenues-R3M	0	0	0	0	0	0	0	0	0
General Revenues-UA	0	0	0	0	0	0	0	0	0
Grants & County Match	0	0	0	0	0	0	0	0	0
Library Fund	0	0	0	0	0	0	0	0	0
Other	0	0	0	0	0	0	0	0	0
Undetermined	0	0	0	0	0	0	0	0	0
Subtotal FY 27			$63	$0					
Total	**$15,100**	**$15,037**	**$63**		**$0**	**$0**	**$0**	**$0**	**$0**

Uses of Funds (in $000s)	Total Estimated Cost	Prior Expenses	FY 27 Carryforward	FY 27 Additional	FY 28	FY 29	FY 30	FY 31	Future
Capital [1]	$12,519	$12,519	$0	$0	$0	$0	$0	$0	$0
Contributions [2]	0	0	0	0	0	0	0	0	0
Non-Capital [3]	2,581	2,518	63	0	0	0	0	0	0
Subtotal FY 27			$63	$0					
Total	**$15,100**	**$15,037**	**$63**		**$0**	**$0**	**$0**	**$0**	**$0**

[1] Capital includes, but is not limited to, expenses related to capitalizable Development, Design, Land Acquisition, Equipment, Construction and Administration required to complete the project.
[2] Contributions includes, but is not limited to, funding through an agreement to other Government Agencies, Youth Organizations, Cultural Service Organizations and other Non-Profit Organizations.
[3] Non-Capital includes, but is not limited to, expenses related to Building Maintenance, Grounds & Landscaping Maintenance, Non-Capitalizable Equipment and other Professional Services.

PROJECT TITLE:
SOLAR PROJECTS VARIOUS BUILDINGS PHASE 2 (MP)
CIE REQUIREMENTS: N
LEVEL OF SERVICE IMPACT: N/A

PROJECT NUMBER: C77889000

PROGRAM: GOVERNMENT FACILITIES

PROJECT DESCRIPTION:
This project is for installing solar panel arrays on various new buildings and park light pole structures for continued sustainability efforts.

OPERATING COST IMPACT:
Net savings to be determined after final implementation.

PROJECT COMPLETION DATE: Ongoing

Neighborhood Community Area:
Countywide

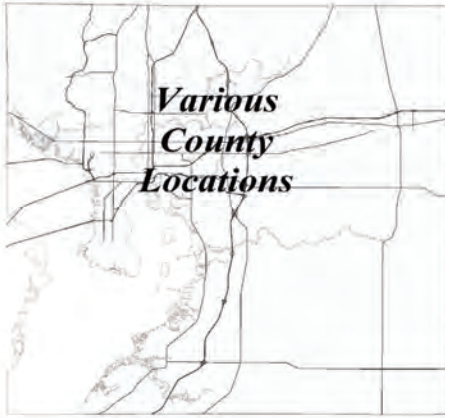

Sources of Funds (in $000s)	Total Estimated Sources	Prior Funding	FY 27 Carryforward	FY 27 Additional	FY 28	FY 29	FY 30	FY 31	Future
ARP Funds	$0	$0	$0	$0	$0	$0	$0	$0	$0
Community Invest. Tax I	0	0	0	0	0	0	0	0	0
Community Invest. Tax II	0	0	0	0	0	0	0	0	0
Community Invest. Tax III	0	0	0	0	0	0	0	0	0
Community Invest. Tax IV	0	0	0	0	0	0	0	0	0
Enterprise Fees	0	0	0	0	0	0	0	0	0
Financing	0	0	0	0	0	0	0	0	0
General Revenues-CW	1,100	34	1,067	0	0	0	0	0	0
General Revenues-R3M	0	0	0	0	0	0	0	0	0
General Revenues-UA	850	600	100	150	0	0	0	0	0
Grants & County Match	532	0	532	0	0	0	0	0	0
Library Fund	0	0	0	0	0	0	0	0	0
Other	0	0	0	0	0	0	0	0	0
Undetermined	0	0	0	0	0	0	0	0	0
Subtotal FY 27			$1,698	$150					
Total	**$2,482**	**$634**	**$1,848**		**$0**	**$0**	**$0**	**$0**	**$0**

Uses of Funds (in $000s)	Total Estimated Cost	Prior Expenses	FY 27 Carryforward	FY 27 Additional	FY 28	FY 29	FY 30	FY 31	Future
Capital [1]	$2,482	$634	$1,698	$150	$0	$0	$0	$0	$0
Contributions [2]	0	0	0	0	0	0	0	0	0
Non-Capital [3]	0	0	0	0	0	0	0	0	0
Subtotal FY 27			$1,698	$150					
Total	**$2,482**	**$634**	**$1,848**		**$0**	**$0**	**$0**	**$0**	**$0**

[1] Capital includes, but is not limited to, expenses related to capitalizable Development, Design, Land Acquisition, Equipment, Construction and Administration required to complete the project.
[2] Contributions includes, but is not limited to, funding through an agreement to other Government Agencies, Youth Organizations, Cultural Service Organizations and other Non-Profit Organizations.
[3] Non-Capital includes, but is not limited to, expenses related to Building Maintenance, Grounds & Landscaping Maintenance, Non-Capitalizable Equipment and other Professional Services.

PROJECT TITLE: **PROJECT NUMBER: C77914000**
SOUL WALK AFRICAN AMERICAN HERITAGE TRAIL - PUBLIC ART ON FRANKLIN STREET
CIE REQUIREMENTS: N
LEVEL OF SERVICE IMPACT: N/A **PROGRAM: GOVERNMENT FACILITIES**

PROJECT DESCRIPTION:
The Board of County Commissioners approved funding for the Soul Walk African American Heritage Trail - Public Art on Franklin Street project.

Neighborhood Community Area:
City of Tampa

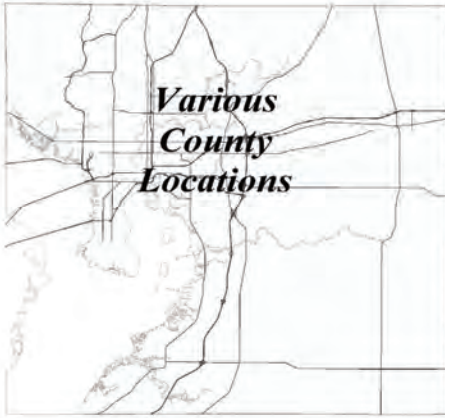

OPERATING COST IMPACT:
There will be no operating cost impact to the County.

PROJECT COMPLETION DATE: Contribution

Sources of Funds (in $000s)	Total Estimated Sources	Prior Funding	FY 27 Carryforward	FY 27 Additional	FY 28	FY 29	FY 30	FY 31	Future
ARP Funds	$0	$0	$0	$0	$0	$0	$0	$0	$0
Community Invest. Tax I	0	0	0	0	0	0	0	0	0
Community Invest. Tax II	0	0	0	0	0	0	0	0	0
Community Invest. Tax III	0	0	0	0	0	0	0	0	0
Community Invest. Tax IV	0	0	0	0	0	0	0	0	0
Enterprise Fees	0	0	0	0	0	0	0	0	0
Financing	0	0	0	0	0	0	0	0	0
General Revenues-CW	250	0	250	0	0	0	0	0	0
General Revenues-R3M	0	0	0	0	0	0	0	0	0
General Revenues-UA	0	0	0	0	0	0	0	0	0
Grants & County Match	0	0	0	0	0	0	0	0	0
Library Fund	0	0	0	0	0	0	0	0	0
Other	0	0	0	0	0	0	0	0	0
Undetermined	0	0	0	0	0	0	0	0	0
Subtotal FY 27			$250	$0					
Total	**$250**	**$0**	**$250**		**$0**	**$0**	**$0**	**$0**	**$0**

Uses of Funds (in $000s)	Total Estimated Cost	Prior Expenses	FY 27 Carryforward	FY 27 Additional	FY 28	FY 29	FY 30	FY 31	Future
Capital [1]	$0	$0	$0	$0	$0	$0	$0	$0	$0
Contributions [2]	250	0	250	0	0	0	0	0	0
Non-Capital [3]	0	0	0	0	0	0	0	0	0
Subtotal FY 27			$250	$0					
Total	**$250**	**$0**	**$250**		**$0**	**$0**	**$0**	**$0**	**$0**

[1] Capital includes, but is not limited to, expenses related to capitalizable Development, Design, Land Acquisition, Equipment, Construction and Administration required to complete the project.
[2] Contributions includes, but is not limited to, funding through an agreement to other Government Agencies, Youth Organizations, Cultural Service Organizations and other Non-Profit Organizations.
[3] Non-Capital includes, but is not limited to, expenses related to Building Maintenance, Grounds & Landscaping Maintenance, Non-Capitalizable Equipment and other Professional Services.

PROJECT TITLE: **PROJECT NUMBER: C77840000**
SOUTH COUNTY CULTURAL ARTS CENTER
CIE REQUIREMENTS: N
LEVEL OF SERVICE IMPACT: N/A **PROGRAM: GOVERNMENT FACILITIES**

PROJECT DESCRIPTION:
The purpose of the project is to explore options and locations for a cultural arts center in southern Hillsborough County.

Neighborhood Community Area:
TBD

OPERATING COST IMPACT:
Operating cost impact will be determined once scope and location are determined.

PROJECT COMPLETION DATE: TBD

Sources of Funds (in $000s)	Total Estimated Sources	Prior Funding	FY 27 Carryforward	FY 27 Additional	FY 28	FY 29	FY 30	FY 31	Future
ARP Funds	$0	$0	$0	$0	$0	$0	$0	$0	$0
Community Invest. Tax I	0	0	0	0	0	0	0	0	0
Community Invest. Tax II	0	0	0	0	0	0	0	0	0
Community Invest. Tax III	0	0	0	0	0	0	0	0	0
Community Invest. Tax IV	0	0	0	0	0	0	0	0	0
Enterprise Fees	0	0	0	0	0	0	0	0	0
Financing	0	0	0	0	0	0	0	0	0
General Revenues-CW	0	0	0	0	0	0	0	0	0
General Revenues-R3M	0	0	0	0	0	0	0	0	0
General Revenues-UA	350	10	340	0	0	0	0	0	0
Grants & County Match	0	0	0	0	0	0	0	0	0
Library Fund	0	0	0	0	0	0	0	0	0
Other	0	0	0	0	0	0	0	0	0
Undetermined	0	0	0	0	0	0	0	0	0
Subtotal FY 27			$340	$0					
Total	**$350**	**$10**	**$340**		**$0**	**$0**	**$0**	**$0**	**$0**

Uses of Funds (in $000s)	Total Estimated Cost	Prior Expenses	FY 27 Carryforward	FY 27 Additional	FY 28	FY 29	FY 30	FY 31	Future
Capital [1]	$350	$10	$340	$0	$0	$0	$0	$0	$0
Contributions [2]	0	0	0	0	0	0	0	0	0
Non-Capital [3]	0	0	0	0	0	0	0	0	0
Subtotal FY 27			$340	$0					
Total	**$350**	**$10**	**$340**		**$0**	**$0**	**$0**	**$0**	**$0**

[1] Capital includes, but is not limited to, expenses related to capitalizable Development, Design, Land Acquisition, Equipment, Construction and Administration required to complete the project.
[2] Contributions includes, but is not limited to, funding through an agreement to other Government Agencies, Youth Organizations, Cultural Service Organizations and other Non-Profit Organizations.
[3] Non-Capital includes, but is not limited to, expenses related to Building Maintenance, Grounds & Landscaping Maintenance, Non-Capitalizable Equipment and other Professional Services.

PROJECT TITLE:
STORAGE CANOPY FOR EMERGENCY GENERATORS (R3M)
CIE REQUIREMENTS: N
LEVEL OF SERVICE IMPACT: N/A

PROJECT NUMBER: C77955000

PROGRAM: GOVERNMENT FACILITIES

PROJECT DESCRIPTION:
Installation of a metal canopy to protect 15 emergency shelter generators and portable chillers when they are in storage and not deployed at emergency shelters. The canopies will safeguard the equipment, enable required preventative maintenance, and help maintain operational readiness while extending their life.

OPERATING COST IMPACT:
No significant change in operating cost is anticipated.

PROJECT COMPLETION DATE: Sep 2028

Neighborhood Community Area:
Greater Palm River

Sources of Funds (in $000s)	Total Estimated Sources	Prior Funding	FY 27 Carryforward	FY 27 Additional	FY 28	FY 29	FY 30	FY 31	Future
ARP Funds	$0	$0	$0	$0	$0	$0	$0	$0	$0
Community Invest. Tax I	0	0	0	0	0	0	0	0	0
Community Invest. Tax II	0	0	0	0	0	0	0	0	0
Community Invest. Tax III	0	0	0	0	0	0	0	0	0
Community Invest. Tax IV	0	0	0	0	0	0	0	0	0
Enterprise Fees	0	0	0	0	0	0	0	0	0
Financing	0	0	0	0	0	0	0	0	0
General Revenues-CW	0	0	0	0	0	0	0	0	0
General Revenues-R3M	300	0	0	300	0	0	0	0	0
General Revenues-UA	0	0	0	0	0	0	0	0	0
Grants & County Match	0	0	0	0	0	0	0	0	0
Library Fund	0	0	0	0	0	0	0	0	0
Other	0	0	0	0	0	0	0	0	0
Undetermined	0	0	0	0	0	0	0	0	0
Subtotal FY 27			$0	$300					
Total	**$300**	**$0**	**$300**		**$0**	**$0**	**$0**	**$0**	**$0**

Uses of Funds (in $000s)	Total Estimated Cost	Prior Expenses	FY 27 Carryforward	FY 27 Additional	FY 28	FY 29	FY 30	FY 31	Future
Capital [1]	$0	$0	$0	$0	$0	$0	$0	$0	$0
Contributions [2]	0	0	0	0	0	0	0	0	0
Non-Capital [3]	300	0	0	300	0	0	0	0	0
Subtotal FY 27			$0	$300					
Total	**$300**	**$0**	**$300**		**$0**	**$0**	**$0**	**$0**	**$0**

[1] Capital includes, but is not limited to, expenses related to capitalizable Development, Design, Land Acquisition, Equipment, Construction and Administration required to complete the project.
[2] Contributions includes, but is not limited to, funding through an agreement to other Government Agencies, Youth Organizations, Cultural Service Organizations and other Non-Profit Organizations.
[3] Non-Capital includes, but is not limited to, expenses related to Building Maintenance, Grounds & Landscaping Maintenance, Non-Capitalizable Equipment and other Professional Services.

PROJECT TITLE:
SURPLUS WAREHOUSE ROOF REPLACEMENT (R3M)
CIE REQUIREMENTS: N
LEVEL OF SERVICE IMPACT: N/A

PROJECT NUMBER: C77945000

PROGRAM: GOVERNMENT FACILITIES

PROJECT DESCRIPTION:
Project is for the replacement of the roof that has reached its life expectancy.

OPERATING COST IMPACT:
No significant change in operating cost is anticipated.

PROJECT COMPLETION DATE: Post Construction

Neighborhood Community Area:
Greater Palm River

Sources of Funds (in $000s)	Total Estimated Sources	Prior Funding	FY 27 Carryforward	FY 27 Additional	FY 28	FY 29	FY 30	FY 31	Future
ARP Funds	$0	$0	$0	$0	$0	$0	$0	$0	$0
Community Invest. Tax I	0	0	0	0	0	0	0	0	0
Community Invest. Tax II	0	0	0	0	0	0	0	0	0
Community Invest. Tax III	0	0	0	0	0	0	0	0	0
Community Invest. Tax IV	0	0	0	0	0	0	0	0	0
Enterprise Fees	0	0	0	0	0	0	0	0	0
Financing	0	0	0	0	0	0	0	0	0
General Revenues-CW	0	0	0	0	0	0	0	0	0
General Revenues-R3M	500	341	159	0	0	0	0	0	0
General Revenues-UA	0	0	0	0	0	0	0	0	0
Grants & County Match	0	0	0	0	0	0	0	0	0
Library Fund	0	0	0	0	0	0	0	0	0
Other	0	0	0	0	0	0	0	0	0
Undetermined	0	0	0	0	0	0	0	0	0
Subtotal FY 27			$159	$0					
Total	**$500**	**$341**	**$159**		**$0**	**$0**	**$0**	**$0**	**$0**

Uses of Funds (in $000s)	Total Estimated Cost	Prior Expenses	FY 27 Carryforward	FY 27 Additional	FY 28	FY 29	FY 30	FY 31	Future
Capital [1]	$0	$0	$0	$0	$0	$0	$0	$0	$0
Contributions [2]	0	0	0	0	0	0	0	0	0
Non-Capital [3]	500	341	159	0	0	0	0	0	0
Subtotal FY 27			$159	$0					
Total	**$500**	**$341**	**$159**		**$0**	**$0**	**$0**	**$0**	**$0**

[1] Capital includes, but is not limited to, expenses related to capitalizable Development, Design, Land Acquisition, Equipment, Construction and Administration required to complete the project.
[2] Contributions includes, but is not limited to, funding through an agreement to other Government Agencies, Youth Organizations, Cultural Service Organizations and other Non-Profit Organizations.
[3] Non-Capital includes, but is not limited to, expenses related to Building Maintenance, Grounds & Landscaping Maintenance, Non-Capitalizable Equipment and other Professional Services.

PROJECT TITLE:
TAX COLLECTOR CAPITAL IMPROVEMENTS
CIE REQUIREMENTS: N
LEVEL OF SERVICE IMPACT: N/A

PROJECT NUMBER: C77918000

PROGRAM: GOVERNMENT FACILITIES

PROJECT DESCRIPTION:
Site development work for a 6-8 acre area between the existing Tax Collector driving test track and branch office will be prepared for exterior improvements such as additional parking and future expansion.

OPERATING COST IMPACT:
To be determined.

PROJECT COMPLETION DATE: TBD

Neighborhood Community Area:
Countywide

Sources of Funds (in $000s)	Total Estimated Sources	Prior Funding	FY 27 Carryforward	FY 27 Additional	FY 28	FY 29	FY 30	FY 31	Future
ARP Funds	$0	$0	$0	$0	$0	$0	$0	$0	$0
Community Invest. Tax I	0	0	0	0	0	0	0	0	0
Community Invest. Tax II	0	0	0	0	0	0	0	0	0
Community Invest. Tax III	0	0	0	0	0	0	0	0	0
Community Invest. Tax IV	0	0	0	0	0	0	0	0	0
Enterprise Fees	0	0	0	0	0	0	0	0	0
Financing	0	0	0	0	0	0	0	0	0
General Revenues-CW	3,000	0	3,000	0	0	0	0	0	0
General Revenues-R3M	0	0	0	0	0	0	0	0	0
General Revenues-UA	0	0	0	0	0	0	0	0	0
Grants & County Match	0	0	0	0	0	0	0	0	0
Library Fund	0	0	0	0	0	0	0	0	0
Other	0	0	0	0	0	0	0	0	0
Undetermined	0	0	0	0	0	0	0	0	0
Subtotal FY 27			$3,000	$0					
Total	**$3,000**	**$0**	**$3,000**		**$0**	**$0**	**$0**	**$0**	**$0**

Uses of Funds (in $000s)	Total Estimated Cost	Prior Expenses	FY 27 Carryforward	FY 27 Additional	FY 28	FY 29	FY 30	FY 31	Future
Capital [1]	$3,000	$0	$3,000	$0	$0	$0	$0	$0	$0
Contributions [2]	0	0	0	0	0	0	0	0	0
Non-Capital [3]	0	0	0	0	0	0	0	0	0
Subtotal FY 27			$3,000	$0					
Total	**$3,000**	**$0**	**$3,000**		**$0**	**$0**	**$0**	**$0**	**$0**

[1] Capital includes, but is not limited to, expenses related to capitalizable Development, Design, Land Acquisition, Equipment, Construction and Administration required to complete the project.
[2] Contributions includes, but is not limited to, funding through an agreement to other Government Agencies, Youth Organizations, Cultural Service Organizations and other Non-Profit Organizations.
[3] Non-Capital includes, but is not limited to, expenses related to Building Maintenance, Grounds & Landscaping Maintenance, Non-Capitalizable Equipment and other Professional Services.

PROJECT TITLE:
THE SKILLS CENTER, INC. CAPITAL CONTRIBUTION
CIE REQUIREMENTS: N
LEVEL OF SERVICE IMPACT: N/A

PROJECT NUMBER: C77953000

PROGRAM: GOVERNMENT FACILITIES

PROJECT DESCRIPTION:
The requested funding is to support essential building enhancements at the community facility located at 5107 N. 22nd Street in Tampa, FL. These improvements are essential for increasing accessibility, energy efficiency, and long-term usability, while creating a more functional and resilient environment for all users. Funding will be used to upgrade infrastructure systems, including electrical enhancements such as dimmable lighting to optimize performance and reduce operational costs. These updates will also enable the facility to continue serving the community during power outages and emergencies, including hurricanes.

OPERATING COST IMPACT:
There will be no operating cost impact to the County.

PROJECT COMPLETION DATE: Contribution

Neighborhood Community Area:
City of Tampa

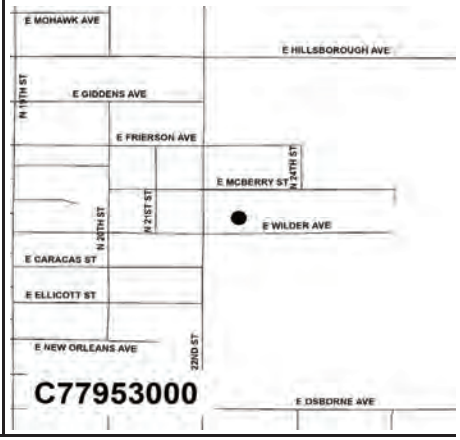

Sources of Funds (in $000s)	Total Estimated Sources	Prior Funding	FY 27 Carryforward	FY 27 Additional	FY 28	FY 29	FY 30	FY 31	Future
ARP Funds	$0	$0	$0	$0	$0	$0	$0	$0	$0
Community Invest. Tax I	0	0	0	0	0	0	0	0	0
Community Invest. Tax II	0	0	0	0	0	0	0	0	0
Community Invest. Tax III	0	0	0	0	0	0	0	0	0
Community Invest. Tax IV	0	0	0	0	0	0	0	0	0
Enterprise Fees	0	0	0	0	0	0	0	0	0
Financing	0	0	0	0	0	0	0	0	0
General Revenues-CW	229	0	229	0	0	0	0	0	0
General Revenues-R3M	0	0	0	0	0	0	0	0	0
General Revenues-UA	0	0	0	0	0	0	0	0	0
Grants & County Match	0	0	0	0	0	0	0	0	0
Library Fund	0	0	0	0	0	0	0	0	0
Other	0	0	0	0	0	0	0	0	0
Undetermined	0	0	0	0	0	0	0	0	0
Subtotal FY 27			$229	$0					
Total	**$229**	**$0**	**$229**		**$0**	**$0**	**$0**	**$0**	**$0**

Uses of Funds (in $000s)	Total Estimated Cost	Prior Expenses	FY 27 Carryforward	FY 27 Additional	FY 28	FY 29	FY 30	FY 31	Future
Capital [1]	$0	$0	$0	$0	$0	$0	$0	$0	$0
Contributions [2]	229	0	229	0	0	0	0	0	0
Non-Capital [3]	0	0	0	0	0	0	0	0	0
Subtotal FY 27			$229	$0					
Total	**$229**	**$0**	**$229**		**$0**	**$0**	**$0**	**$0**	**$0**

[1] Capital includes, but is not limited to, expenses related to capitalizable Development, Design, Land Acquisition, Equipment, Construction and Administration required to complete the project.
[2] Contributions includes, but is not limited to, funding through an agreement to other Government Agencies, Youth Organizations, Cultural Service Organizations and other Non-Profit Organizations.
[3] Non-Capital includes, but is not limited to, expenses related to Building Maintenance, Grounds & Landscaping Maintenance, Non-Capitalizable Equipment and other Professional Services.

PROJECT TITLE: **PROJECT NUMBER: C77959000**
TOWN & COUNTRY COMMONS CHILLERS & HVAC REPLACEMENTS (R3M)
CIE REQUIREMENTS: N
LEVEL OF SERVICE IMPACT: N/A **PROGRAM: GOVERNMENT FACILITIES**

PROJECT DESCRIPTION:
Replacement of the two chillers and HVAC systems that have reached their life expectancy.

OPERATING COST IMPACT:
No significant change in operating cost is anticipated.

PROJECT COMPLETION DATE: Sep 2027

Neighborhood Community Area:
Town and Country

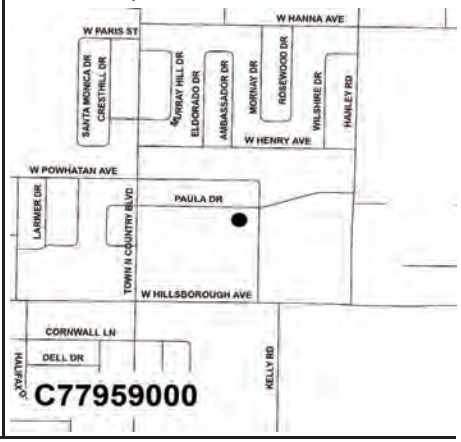

Sources of Funds (in $000s)	Total Estimated Sources	Prior Funding	FY 27 Carryforward	FY 27 Additional	FY 28	FY 29	FY 30	FY 31	Future
ARP Funds	$0	$0	$0	$0	$0	$0	$0	$0	$0
Community Invest. Tax I	0	0	0	0	0	0	0	0	0
Community Invest. Tax II	0	0	0	0	0	0	0	0	0
Community Invest. Tax III	0	0	0	0	0	0	0	0	0
Community Invest. Tax IV	0	0	0	0	0	0	0	0	0
Enterprise Fees	0	0	0	0	0	0	0	0	0
Financing	0	0	0	0	0	0	0	0	0
General Revenues-CW	0	0	0	0	0	0	0	0	0
General Revenues-R3M	1,000	0	0	1,000	0	0	0	0	0
General Revenues-UA	0	0	0	0	0	0	0	0	0
Grants & County Match	0	0	0	0	0	0	0	0	0
Library Fund	0	0	0	0	0	0	0	0	0
Other	0	0	0	0	0	0	0	0	0
Undetermined	0	0	0	0	0	0	0	0	0
Subtotal FY 27			$0	$1,000					
Total	**$1,000**	**$0**	**$1,000**		**$0**	**$0**	**$0**	**$0**	**$0**

Uses of Funds (in $000s)	Total Estimated Cost	Prior Expenses	FY 27 Carryforward	FY 27 Additional	FY 28	FY 29	FY 30	FY 31	Future
Capital [1]	$0	$0	$0	$0	$0	$0	$0	$0	$0
Contributions [2]	0	0	0	0	0	0	0	0	0
Non-Capital [3]	1,000	0	0	1,000	0	0	0	0	0
Subtotal FY 27			$0	$1,000					
Total	**$1,000**	**$0**	**$1,000**		**$0**	**$0**	**$0**	**$0**	**$0**

[1] Capital includes, but is not limited to, expenses related to capitalizable Development, Design, Land Acquisition, Equipment, Construction and Administration required to complete the project.
[2] Contributions includes, but is not limited to, funding through an agreement to other Government Agencies, Youth Organizations, Cultural Service Organizations and other Non-Profit Organizations.
[3] Non-Capital includes, but is not limited to, expenses related to Building Maintenance, Grounds & Landscaping Maintenance, Non-Capitalizable Equipment and other Professional Services.

PROJECT TITLE: **PROJECT NUMBER: C77912000**
UNINCORPORATED FLOORING REPLACEMENT (R3M) (MP)
CIE REQUIREMENTS: N
LEVEL OF SERVICE IMPACT: N/A **PROGRAM: GOVERNMENT FACILITIES**

PROJECT DESCRIPTION:
Project is for scheduled end of life cycle replacement of various types of flooring at County owned Unincorporated funded facilities.

OPERATING COST IMPACT:
No significant change in operating cost is anticipated.

PROJECT COMPLETION DATE: Ongoing

Neighborhood Community Area:
Countywide

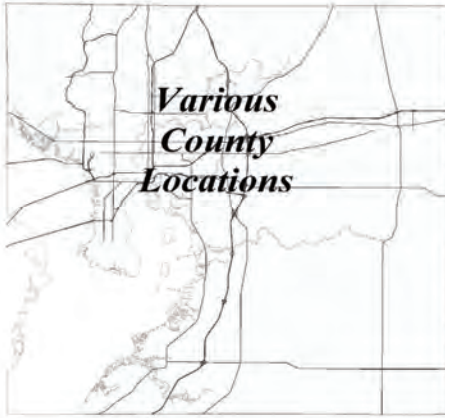

Sources of Funds (in $000s)	Total Estimated Sources	Prior Funding	FY 27 Carryforward	FY 27 Additional	FY 28	FY 29	FY 30	FY 31	Future
ARP Funds	$0	$0	$0	$0	$0	$0	$0	$0	$0
Community Invest. Tax I	0	0	0	0	0	0	0	0	0
Community Invest. Tax II	0	0	0	0	0	0	0	0	0
Community Invest. Tax III	0	0	0	0	0	0	0	0	0
Community Invest. Tax IV	0	0	0	0	0	0	0	0	0
Enterprise Fees	0	0	0	0	0	0	0	0	0
Financing	0	0	0	0	0	0	0	0	0
General Revenues-CW	0	0	0	0	0	0	0	0	0
General Revenues-R3M	200	40	160	0	0	0	0	0	0
General Revenues-UA	0	0	0	0	0	0	0	0	0
Grants & County Match	0	0	0	0	0	0	0	0	0
Library Fund	0	0	0	0	0	0	0	0	0
Other	0	0	0	0	0	0	0	0	0
Undetermined	0	0	0	0	0	0	0	0	0
Subtotal FY 27			$160	$0					
Total	**$200**	**$40**	**$160**		**$0**	**$0**	**$0**	**$0**	**$0**

Uses of Funds (in $000s)	Total Estimated Cost	Prior Expenses	FY 27 Carryforward	FY 27 Additional	FY 28	FY 29	FY 30	FY 31	Future
Capital [1]	$0	$0	$0	$0	$0	$0	$0	$0	$0
Contributions [2]	0	0	0	0	0	0	0	0	0
Non-Capital [3]	200	40	160	0	0	0	0	0	0
Subtotal FY 27			$160	$0					
Total	**$200**	**$40**	**$160**		**$0**	**$0**	**$0**	**$0**	**$0**

[1] Capital includes, but is not limited to, expenses related to capitalizable Development, Design, Land Acquisition, Equipment, Construction and Administration required to complete the project.
[2] Contributions includes, but is not limited to, funding through an agreement to other Government Agencies, Youth Organizations, Cultural Service Organizations and other Non-Profit Organizations.
[3] Non-Capital includes, but is not limited to, expenses related to Building Maintenance, Grounds & Landscaping Maintenance, Non-Capitalizable Equipment and other Professional Services.

PROJECT TITLE:
UNINCORPORATED HVAC REPLACEMENTS (R3M) (MP)
CIE REQUIREMENTS: N
LEVEL OF SERVICE IMPACT: N/A

PROJECT NUMBER: C77947000

PROGRAM: GOVERNMENT FACILITIES

PROJECT DESCRIPTION:
Project is for scheduled end of life cycle replacement of various types of HVAC systems at County owned Unincorporated funded facilities.

OPERATING COST IMPACT:
No significant change in operating cost is anticipated.

PROJECT COMPLETION DATE: Ongoing

Neighborhood Community Area:
Countywide

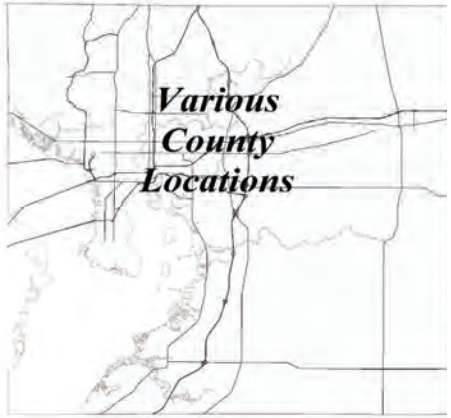

Sources of Funds (in $000s)	Total Estimated Sources	Prior Funding	FY 27 Carryforward	FY 27 Additional	FY 28	FY 29	FY 30	FY 31	Future
ARP Funds	$0	$0	$0	$0	$0	$0	$0	$0	$0
Community Invest. Tax I	0	0	0	0	0	0	0	0	0
Community Invest. Tax II	0	0	0	0	0	0	0	0	0
Community Invest. Tax III	0	0	0	0	0	0	0	0	0
Community Invest. Tax IV	0	0	0	0	0	0	0	0	0
Enterprise Fees	0	0	0	0	0	0	0	0	0
Financing	0	0	0	0	0	0	0	0	0
General Revenues-CW	0	0	0	0	0	0	0	0	0
General Revenues-R3M	1,000	0	1,000	0	0	0	0	0	0
General Revenues-UA	0	0	0	0	0	0	0	0	0
Grants & County Match	0	0	0	0	0	0	0	0	0
Library Fund	0	0	0	0	0	0	0	0	0
Other	0	0	0	0	0	0	0	0	0
Undetermined	0	0	0	0	0	0	0	0	0
Subtotal FY 27			$1,000	$0					
Total	**$1,000**	**$0**	**$1,000**		**$0**	**$0**	**$0**	**$0**	**$0**

Uses of Funds (in $000s)	Total Estimated Cost	Prior Expenses	FY 27 Carryforward	FY 27 Additional	FY 28	FY 29	FY 30	FY 31	Future
Capital [1]	$0	$0	$0	$0	$0	$0	$0	$0	$0
Contributions [2]	0	0	0	0	0	0	0	0	0
Non-Capital [3]	1,000	0	1,000	0	0	0	0	0	0
Subtotal FY 27			$1,000	$0					
Total	**$1,000**	**$0**	**$1,000**		**$0**	**$0**	**$0**	**$0**	**$0**

[1] Capital includes, but is not limited to, expenses related to capitalizable Development, Design, Land Acquisition, Equipment, Construction and Administration required to complete the project.
[2] Contributions includes, but is not limited to, funding through an agreement to other Government Agencies, Youth Organizations, Cultural Service Organizations and other Non-Profit Organizations.
[3] Non-Capital includes, but is not limited to, expenses related to Building Maintenance, Grounds & Landscaping Maintenance, Non-Capitalizable Equipment and other Professional Services.

PROJECT TITLE:
UNINCORPORATED PAINTING MULTIPLE BUILDINGS (R3M) (MP)
CIE REQUIREMENTS: N
LEVEL OF SERVICE IMPACT: N/A

PROJECT NUMBER: C77869000

PROGRAM: GOVERNMENT FACILITIES

PROJECT DESCRIPTION:
Project is for repainting interiors and exteriors of various County buildings as part of scheduled lifecycle replacement in accordance with the Repair, Renovation, Replacement and Maintenance (R3M) Program.

OPERATING COST IMPACT:
No significant change in operating cost is anticipated.

PROJECT COMPLETION DATE: Ongoing

Neighborhood Community Area:
Countywide

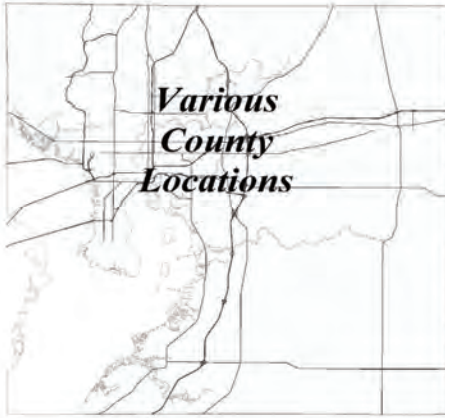

Sources of Funds (in $000s)	Total Estimated Sources	Prior Funding	FY 27 Carryforward	FY 27 Additional	FY 28	FY 29	FY 30	FY 31	Future
ARP Funds	$0	$0	$0	$0	$0	$0	$0	$0	$0
Community Invest. Tax I	0	0	0	0	0	0	0	0	0
Community Invest. Tax II	0	0	0	0	0	0	0	0	0
Community Invest. Tax III	0	0	0	0	0	0	0	0	0
Community Invest. Tax IV	0	0	0	0	0	0	0	0	0
Enterprise Fees	0	0	0	0	0	0	0	0	0
Financing	0	0	0	0	0	0	0	0	0
General Revenues-CW	0	0	0	0	0	0	0	0	0
General Revenues-R3M	900	648	252	0	0	0	0	0	0
General Revenues-UA	0	0	0	0	0	0	0	0	0
Grants & County Match	0	0	0	0	0	0	0	0	0
Library Fund	0	0	0	0	0	0	0	0	0
Other	0	0	0	0	0	0	0	0	0
Undetermined	0	0	0	0	0	0	0	0	0
Subtotal FY 27			$252	$0					
Total	**$900**	**$648**	**$252**		**$0**	**$0**	**$0**	**$0**	**$0**

Uses of Funds (in $000s)	Total Estimated Cost	Prior Expenses	FY 27 Carryforward	FY 27 Additional	FY 28	FY 29	FY 30	FY 31	Future
Capital [1]	$0	$0	$0	$0	$0	$0	$0	$0	$0
Contributions [2]	0	0	0	0	0	0	0	0	0
Non-Capital [3]	900	648	252	0	0	0	0	0	0
Subtotal FY 27			$252	$0					
Total	**$900**	**$648**	**$252**		**$0**	**$0**	**$0**	**$0**	**$0**

[1] Capital includes, but is not limited to, expenses related to capitalizable Development, Design, Land Acquisition, Equipment, Construction and Administration required to complete the project.
[2] Contributions includes, but is not limited to, funding through an agreement to other Government Agencies, Youth Organizations, Cultural Service Organizations and other Non-Profit Organizations.
[3] Non-Capital includes, but is not limited to, expenses related to Building Maintenance, Grounds & Landscaping Maintenance, Non-Capitalizable Equipment and other Professional Services.

PROJECT TITLE: **PROJECT NUMBER: C77868000**
UNINCORPORATED PARKING LOT AND PAVEMENT RENOVATIONS (R3M) (MP)
CIE REQUIREMENTS: N
LEVEL OF SERVICE IMPACT: N/A **PROGRAM: GOVERNMENT FACILITIES**

PROJECT DESCRIPTION:
Project is for repaving and restriping parking lots and roadways at various County locations as part of scheduled lifecycle replacement in accordance with the Repair, Renovation, Replacement and Maintenance (R3M) Program.

Neighborhood Community Area:
Countywide

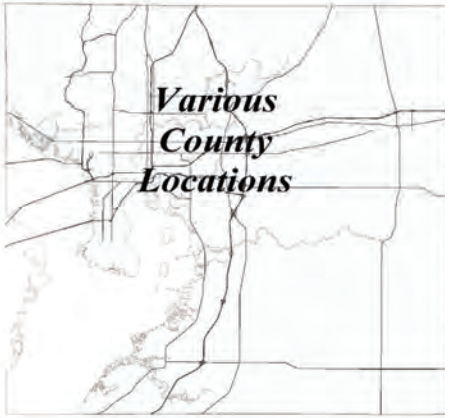

OPERATING COST IMPACT:
No significant change in operating cost is anticipated.

PROJECT COMPLETION DATE: Ongoing

Sources of Funds (in $000s)	Total Estimated Sources	Prior Funding	FY 27 Carryforward	FY 27 Additional	FY 28	FY 29	FY 30	FY 31	Future
ARP Funds	$0	$0	$0	$0	$0	$0	$0	$0	$0
Community Invest. Tax I	0	0	0	0	0	0	0	0	0
Community Invest. Tax II	0	0	0	0	0	0	0	0	0
Community Invest. Tax III	0	0	0	0	0	0	0	0	0
Community Invest. Tax IV	0	0	0	0	0	0	0	0	0
Enterprise Fees	0	0	0	0	0	0	0	0	0
Financing	0	0	0	0	0	0	0	0	0
General Revenues-CW	0	0	0	0	0	0	0	0	0
General Revenues-R3M	2,400	1,834	566	0	0	0	0	0	0
General Revenues-UA	0	0	0	0	0	0	0	0	0
Grants & County Match	0	0	0	0	0	0	0	0	0
Library Fund	0	0	0	0	0	0	0	0	0
Other	0	0	0	0	0	0	0	0	0
Undetermined	0	0	0	0	0	0	0	0	0
Subtotal FY 27			$566	$0					
Total	**$2,400**	**$1,834**	**$566**		**$0**	**$0**	**$0**	**$0**	**$0**

Uses of Funds (in $000s)	Total Estimated Cost	Prior Expenses	FY 27 Carryforward	FY 27 Additional	FY 28	FY 29	FY 30	FY 31	Future
Capital [1]	$0	$0	$0	$0	$0	$0	$0	$0	$0
Contributions [2]	0	0	0	0	0	0	0	0	0
Non-Capital [3]	2,400	1,834	566	0	0	0	0	0	0
Subtotal FY 27			$566	$0					
Total	**$2,400**	**$1,834**	**$566**		**$0**	**$0**	**$0**	**$0**	**$0**

[1] Capital includes, but is not limited to, expenses related to capitalizable Development, Design, Land Acquisition, Equipment, Construction and Administration required to complete the project.
[2] Contributions includes, but is not limited to, funding through an agreement to other Government Agencies, Youth Organizations, Cultural Service Organizations and other Non-Profit Organizations.
[3] Non-Capital includes, but is not limited to, expenses related to Building Maintenance, Grounds & Landscaping Maintenance, Non-Capitalizable Equipment and other Professional Services.

PROJECT TITLE: **PROJECT NUMBER: CM1300000**
UNINCORPORATED R3M PROGRAM (MP)
CIE REQUIREMENTS: N
LEVEL OF SERVICE IMPACT: N/A **PROGRAM: GOVERNMENT FACILITIES**

PROJECT DESCRIPTION:
The main purpose of the R3M Program is asset preservation. The program includes the Repair, Renovation, Replacement and Maintenance of existing systems at County owned buildings and facilities to maintain a consistent service level over the life of the asset and to maximize the useful life of the asset.

Neighborhood Community Area:
Countywide

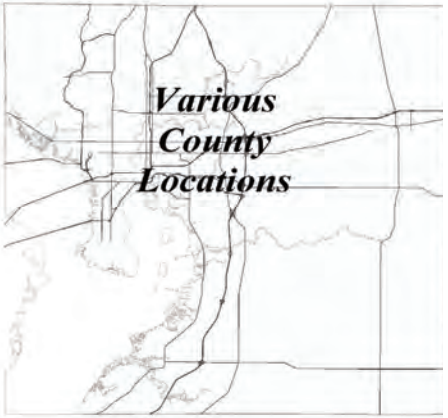

OPERATING COST IMPACT:
No significant change in operating cost is anticipated.

PROJECT COMPLETION DATE: Ongoing

Sources of Funds (in $000s)	Total Estimated Sources	Prior Funding	FY 27 Carryforward	FY 27 Additional	FY 28	FY 29	FY 30	FY 31	Future
ARP Funds	$0	$0	$0	$0	$0	$0	$0	$0	$0
Community Invest. Tax I	0	0	0	0	0	0	0	0	0
Community Invest. Tax II	0	0	0	0	0	0	0	0	0
Community Invest. Tax III	0	0	0	0	0	0	0	0	0
Community Invest. Tax IV	0	0	0	0	0	0	0	0	0
Enterprise Fees	0	0	0	0	0	0	0	0	0
Financing	0	0	0	0	0	0	0	0	0
General Revenues-CW	0	0	0	0	0	0	0	0	0
General Revenues-R3M	28,000	19,265	2,985	5,750	0	0	0	0	0
General Revenues-UA	0	0	0	0	0	0	0	0	0
Grants & County Match	0	0	0	0	0	0	0	0	0
Library Fund	0	0	0	0	0	0	0	0	0
Other	0	0	0	0	0	0	0	0	0
Undetermined	0	0	0	0	0	0	0	0	0
Subtotal FY 27			$2,985	$5,750					
Total	**$28,000**	**$19,265**	**$8,736**		**$0**	**$0**	**$0**	**$0**	**$0**

Uses of Funds (in $000s)	Total Estimated Cost	Prior Expenses	FY 27 Carryforward	FY 27 Additional	FY 28	FY 29	FY 30	FY 31	Future
Capital [1]	$94	$94	$0	$0	$0	$0	$0	$0	$0
Contributions [2]	0	0	0	0	0	0	0	0	0
Non-Capital [3]	27,907	19,171	2,985	5,750	0	0	0	0	0
Subtotal FY 27			$2,985	$5,750					
Total	**$28,000**	**$19,265**	**$8,736**		**$0**	**$0**	**$0**	**$0**	**$0**

[1] Capital includes, but is not limited to, expenses related to capitalizable Development, Design, Land Acquisition, Equipment, Construction and Administration required to complete the project.
[2] Contributions includes, but is not limited to, funding through an agreement to other Government Agencies, Youth Organizations, Cultural Service Organizations and other Non-Profit Organizations.
[3] Non-Capital includes, but is not limited to, expenses related to Building Maintenance, Grounds & Landscaping Maintenance, Non-Capitalizable Equipment and other Professional Services.

PROJECT TITLE:
WEST TAMPA COMMUNITY RESOURCE CENTER
CIE REQUIREMENTS: N
LEVEL OF SERVICE IMPACT: N/A

PROJECT NUMBER: C77806000

PROGRAM: GOVERNMENT FACILITIES

PROJECT DESCRIPTION:
The project is for the purpose of replacing/redeveloping the West Tampa Neighborhood Resource Center located at 2103 N. Rome Avenue, Tampa, which includes the McCloud Head Start Center. The services and building program will be evaluated in conjunction with the Board's designation of the property as the location for the Hillsborough County African American Arts & Cultural Center.

OPERATING COST IMPACT:
Operating costs to be determined in the future.

PROJECT COMPLETION DATE: TBD

Neighborhood Community Area:
City of Tampa

Sources of Funds (in $000s)	Total Estimated Sources	Prior Funding	FY 27 Carryforward	FY 27 Additional	FY 28	FY 29	FY 30	FY 31	Future
ARP Funds	$0	$0	$0	$0	$0	$0	$0	$0	$0
Community Invest. Tax I	0	0	0	0	0	0	0	0	0
Community Invest. Tax II	0	0	0	0	0	0	0	0	0
Community Invest. Tax III	0	0	0	0	0	0	0	0	0
Community Invest. Tax IV	0	0	0	0	0	0	0	0	0
Enterprise Fees	0	0	0	0	0	0	0	0	0
Financing	0	0	0	0	0	0	0	0	0
General Revenues-CW	2,000	0	2,000	0	0	0	0	0	0
General Revenues-R3M	0	0	0	0	0	0	0	0	0
General Revenues-UA	0	0	0	0	0	0	0	0	0
Grants & County Match	0	0	0	0	0	0	0	0	0
Library Fund	0	0	0	0	0	0	0	0	0
Other	0	0	0	0	0	0	0	0	0
Undetermined	0	0	0	0	0	0	0	0	0
Subtotal FY 27			$2,000	$0					
Total	**$2,000**	**$0**	**$2,000**		**$0**	**$0**	**$0**	**$0**	**$0**

Uses of Funds (in $000s)	Total Estimated Cost	Prior Expenses	FY 27 Carryforward	FY 27 Additional	FY 28	FY 29	FY 30	FY 31	Future
Capital [1]	$2,000	$0	$2,000	$0	$0	$0	$0	$0	$0
Contributions [2]	0	0	0	0	0	0	0	0	0
Non-Capital [3]	0	0	0	0	0	0	0	0	0
Subtotal FY 27			$2,000	$0					
Total	**$2,000**	**$0**	**$2,000**		**$0**	**$0**	**$0**	**$0**	**$0**

[1] Capital includes, but is not limited to, expenses related to capitalizable Development, Design, Land Acquisition, Equipment, Construction and Administration required to complete the project.
[2] Contributions includes, but is not limited to, funding through an agreement to other Government Agencies, Youth Organizations, Cultural Service Organizations and other Non-Profit Organizations.
[3] Non-Capital includes, but is not limited to, expenses related to Building Maintenance, Grounds & Landscaping Maintenance, Non-Capitalizable Equipment and other Professional Services.

PROJECT TITLE:
WIMAUMA COMMUNITY CENTER - ENTERPRISING LATINAS
CIE REQUIREMENTS: N
LEVEL OF SERVICE IMPACT: N/A

PROJECT NUMBER: C77928000

PROGRAM: GOVERNMENT FACILITIES

PROJECT DESCRIPTION:
Pre-development activities related to the Wimauma Opportunity Center Expansion Project which when completed will address the critical needs of Wimauma residents.

OPERATING COST IMPACT:
There will be no operating cost impact to the County.

PROJECT COMPLETION DATE: Contribution

Neighborhood Community Area:
Wimauma

Sources of Funds (in $000s)	Total Estimated Sources	Prior Funding	FY 27 Carryforward	FY 27 Additional	FY 28	FY 29	FY 30	FY 31	Future
ARP Funds	$0	$0	$0	$0	$0	$0	$0	$0	$0
Community Invest. Tax I	0	0	0	0	0	0	0	0	0
Community Invest. Tax II	0	0	0	0	0	0	0	0	0
Community Invest. Tax III	0	0	0	0	0	0	0	0	0
Community Invest. Tax IV	0	0	0	0	0	0	0	0	0
Enterprise Fees	0	0	0	0	0	0	0	0	0
Financing	0	0	0	0	0	0	0	0	0
General Revenues-CW	150	0	150	0	0	0	0	0	0
General Revenues-R3M	0	0	0	0	0	0	0	0	0
General Revenues-UA	0	0	0	0	0	0	0	0	0
Grants & County Match	0	0	0	0	0	0	0	0	0
Library Fund	0	0	0	0	0	0	0	0	0
Other	0	0	0	0	0	0	0	0	0
Undetermined	0	0	0	0	0	0	0	0	0
Subtotal FY 27			$150	$0					
Total	**$150**	**$0**	**$150**		**$0**	**$0**	**$0**	**$0**	**$0**

Uses of Funds (in $000s)	Total Estimated Cost	Prior Expenses	FY 27 Carryforward	FY 27 Additional	FY 28	FY 29	FY 30	FY 31	Future
Capital [1]	$0	$0	$0	$0	$0	$0	$0	$0	$0
Contributions [2]	150	0	150	0	0	0	0	0	0
Non-Capital [3]	0	0	0	0	0	0	0	0	0
Subtotal FY 27			$150	$0					
Total	**$150**	**$0**	**$150**		**$0**	**$0**	**$0**	**$0**	**$0**

[1] Capital includes, but is not limited to, expenses related to capitalizable Development, Design, Land Acquisition, Equipment, Construction and Administration required to complete the project.
[2] Contributions includes, but is not limited to, funding through an agreement to other Government Agencies, Youth Organizations, Cultural Service Organizations and other Non-Profit Organizations.
[3] Non-Capital includes, but is not limited to, expenses related to Building Maintenance, Grounds & Landscaping Maintenance, Non-Capitalizable Equipment and other Professional Services.

Library Services Program



Hillsborough County Florida

For more information, contact the Management & Budget Department
(813) 272-5890 • HCFL.gov/Budget

LIBRARY SERVICES PROGRAM
SOURCES AND USES OF FUNDS SUMMARY
(in thousands)

Sources of Funds:	TOTAL ESTIMATED SOURCES	PRIOR FUNDING	FY 27 Carryforward	FY 27 Additional	FY 28	FY 29	FY 30	FY 31	FUTURE
Library Fund	$104,456	$18,749	$73,657	$12,050	$0	$0	$0	$0	$0
Other	700	450	250	0	0	0	0	0	0
Subtotal FY 27			$73,907	$12,050					
Total	$105,156	$19,199	$85,957		$0	$0	$0	$0	$0

TOTAL FY 27 - FY 31 = $85,957

Uses of Funds:	TOTAL ESTIMATED COST	PRIOR EXPENSES	FY 27 Carryforward	FY 27 Additional	FY 28	FY 29	FY 30	FY 31	FUTURE
Capital [1]	$82,680	$9,600	$62,580	$10,500	$0	$0	$0	$0	$0
Contributions [2]	0	0	0	0	0	0	0	0	0
Non-Capital [3]	22,476	9,599	11,327	1,550	0	0	0	0	0
Subtotal FY 27			$73,907	$12,050					
Total	$105,156	$19,199	$85,957		$0	$0	$0	$0	$0

TOTAL FY 27 - FY 31 = $85,957

[1] Capital includes, but is not limited to, expenses related to capitalizable Development, Design, Land Acquisition, Equipment, Construction and Administration required to complete the project.

[2] Contributions includes, but is not limited to, funding through an agreement to other Government Agencies, Youth Organizations, Cultural Service Organizations and other Non-Profit Organizations.

[3] Non-Capital includes, but is not limited to, expenses related to Building Maintenance, Grounds & Landscaping Maintenance, Non-Capitalizable Equipment and other Professional Services.

LIBRARY SERVICES PROGRAM
COMPLETED AND CANCELED PROJECTS - FY 26

PROJECT NUMBER	PROJECT TITLE	ACTUAL/PROJECTED COMPLETION DATE (1)
COMPLETED PROJECTS		
	NO STAND-ALONE PROJECTS WERE COMPLETED IN FY 26	

(1) - Includes projects anticipated to be completed by 9/30/26

LIBRARY SERVICES PROGRAM
PROJECTS SUMMARY SCHEDULE
(in thousands)

PROJECT NUMBER	PROJECT TITLE	TOTAL ESTIMATED COST	PRIOR EXPENSES	FY 27 Carryforward	FY 27 Additional	FY 28	FY 29	FY 30	FY 31	FUTURE	PROJECT COMPLETION DATE
C76033000	Brandon Library Replacement	$22,400	$1,110	$21,290	$0	$0	$0	$0	$0	$0	Mar 2028
C76030000	Burgert Brothers Photo Archive Preservation	3,000	2,013	987	0	0	0	0	0	0	Dec 2026
C76047000	Fishhawk Library	16,000	315	15,685	0	0	0	0	0	0	Mar 2029
C76040000	John Germany (Main Library) Various Improvements (MP)	2,600	1,384	716	500	0	0	0	0	0	Ongoing
C76041000	Land Acquisition For Future Library Projects (MP)	1,409	0	1,409	0	0	0	0	0	0	Ongoing
C76029000	Landscape Renovation at Various Libraries (MP)	1,950	1,530	420	0	0	0	0	0	0	Ongoing
C76043000	Libraries Safety and Security Upgrades (MP)	2,150	1,281	869	0	0	0	0	0	0	Ongoing
CM1400000	Library R3M Program (MP)	7,287	5,169	1,168	950	0	0	0	0	0	Ongoing
C76053000	New Tampa Regional Library Expansion	9,000	50	950	8,000	0	0	0	0	0	TBD
C76046000	Restroom Renovations at Various Libraries (MP)	5,350	1,600	3,150	600	0	0	0	0	0	Ongoing
C76054000	Roof Replacement Various Libraries (MP)	800	261	539	0	0	0	0	0	0	Ongoing
C76051000	Sentinel Bulletin Archiving	1,000	0	1,000	0	0	0	0	0	0	TBD
C76056000	Shelving and Flooring Various Libraries (MP)	2,500	0	2,500	0	0	0	0	0	0	Ongoing
C76037000	Southshore Library Renovation	3,260	128	3,132	0	0	0	0	0	0	Oct 2027
C76045000	Thonotosassa Library Replacement	21,300	2,625	18,675	0	0	0	0	0	0	Jun 2028
C76044000	West Tampa Library Renovation	2,150	1,732	418	0	0	0	0	0	0	Post Construction
C76055000	Wimauma New Library/Community Center	3,000	0	1,000	2,000	0	0	0	0	0	TBD
	Subtotal FY 27			$73,907	$12,050						
	Total Library Services Program	$105,156	$19,199	$85,957		$0	$0	$0	$0	$0	

TOTAL FY 27 - FY 31 = $85,957

TBD - To be Determined

(MP) - Master Project - A listing of sub-projects under this master project will appear in the Appendix section of the CIP document.

Note: Some projects have "Post Construction" in the Project Completion Date column. These projects have finished their primary construction phases and may have been placed in use; nevertheless, these projects still have unspent balances that are earmarked for post-construction project costs.

PROJECT TITLE:
BRANDON LIBRARY REPLACEMENT
CIE REQUIREMENTS: N
LEVEL OF SERVICE IMPACT: N/A

PROJECT NUMBER: C76033000

PROGRAM: LIBRARIES

PROJECT DESCRIPTION:
Design and construction of a new 25,000 square foot, expandable to 35,000 square foot, Brandon Library on a site acquired in Phase 1 which was funded separately. The site is located on the North side of West Lumsden Road, approximately 600 feet West of Parsons Avenue between Parsons Ave. and Woodview Dr. within the Brandon Community. This project includes furniture, fixtures, and equipment (FF&E).

OPERATING COST IMPACT:
Annual operating cost impact is estimated at $1.1 million.

PROJECT COMPLETION DATE: Mar 2028

Neighborhood Community Area:
Brandon

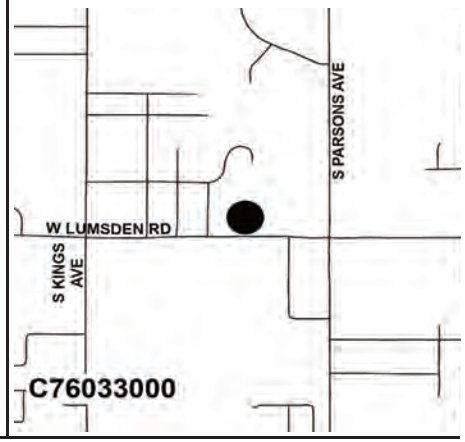

Sources of Funds (in $000s)	Total Estimated Sources	Prior Funding	FY 27 Carryforward	FY 27 Additional	FY 28	FY 29	FY 30	FY 31	Future
Library Fund	$22,400	$1,110	$21,290	$0	$0	$0	$0	$0	$0
Other	0	0	0	0	0	0	0	0	0
Undetermined	0	0	0	0	0	0	0	0	0
Subtotal FY 27			$21,290	$0					
Total	**$22,400**	**$1,110**	**$21,290**		**$0**	**$0**	**$0**	**$0**	**$0**

Uses of Funds (in $000s)	Total Estimated Cost	Prior Expenses	FY 27 Carryforward	FY 27 Additional	FY 28	FY 29	FY 30	FY 31	Future
Capital [1]	$22,400	$1,110	$21,290	$0	$0	$0	$0	$0	$0
Contributions [2]	0	0	0	0	0	0	0	0	0
Non-Capital [3]	0	0	0	0	0	0	0	0	0
Subtotal FY 27			$21,290	$0					
Total	**$22,400**	**$1,110**	**$21,290**		**$0**	**$0**	**$0**	**$0**	**$0**

[1] Capital includes, but is not limited to, expenses related to capitalizable Development, Design, Land Acquisition, Equipment, Construction and Administration required to complete the project.
[2] Contributions includes, but is not limited to, funding through an agreement to other Government Agencies, Youth Organizations, Cultural Service Organizations and other Non-Profit Organizations.
[3] Non-Capital includes, but is not limited to, expenses related to Building Maintenance, Grounds & Landscaping Maintenance, Non-Capitalizable Equipment and other Professional Services.

PROJECT TITLE:
BURGERT BROTHERS PHOTO ARCHIVE PRESERVATION
CIE REQUIREMENTS: N
LEVEL OF SERVICE IMPACT: N/A

PROJECT NUMBER: C76030000

PROGRAM: LIBRARIES

PROJECT DESCRIPTION:
Preserve, digitize, and display the prints and negatives of the Burgert Brothers Photograph Collections of the Library and associated improvements. The Burgert Brothers collection is a photographic archive of nearly 15,000 images that chronicle the history of the Tampa Bay area from the 1800's through the 1960s. This one of a kind collection is extremely unusual and important, and was recently appraised at over $5 million. Preservation efforts have been ongoing and the advent of digital technology has provided an opportunity to ensure the future safety of the collection and expand access to it without compromising the physical items. This project will ensure the preservation of this very valuable and significant resource and provide a display in John Germany Library of the restored collection.

OPERATING COST IMPACT:
No significant change in operating cost is anticipated.

PROJECT COMPLETION DATE: Dec 2026

Neighborhood Community Area:
Countywide

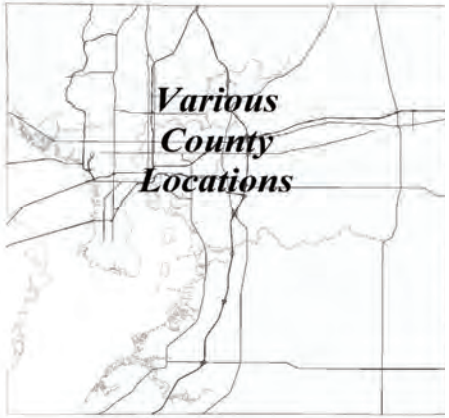

Sources of Funds (in $000s)	Total Estimated Sources	Prior Funding	FY 27 Carryforward	FY 27 Additional	FY 28	FY 29	FY 30	FY 31	Future
Library Fund	$3,000	$2,013	$987	$0	$0	$0	$0	$0	$0
Other	0	0	0	0	0	0	0	0	0
Undetermined	0	0	0	0	0	0	0	0	0
Subtotal FY 27			$987	$0					
Total	**$3,000**	**$2,013**	**$987**		**$0**	**$0**	**$0**	**$0**	**$0**

Uses of Funds (in $000s)	Total Estimated Cost	Prior Expenses	FY 27 Carryforward	FY 27 Additional	FY 28	FY 29	FY 30	FY 31	Future
Capital [1]	$3,000	$2,013	$987	$0	$0	$0	$0	$0	$0
Contributions [2]	0	0	0	0	0	0	0	0	0
Non-Capital [3]	0	0	0	0	0	0	0	0	0
Subtotal FY 27			$987	$0					
Total	**$3,000**	**$2,013**	**$987**		**$0**	**$0**	**$0**	**$0**	**$0**

[1] Capital includes, but is not limited to, expenses related to capitalizable Development, Design, Land Acquisition, Equipment, Construction and Administration required to complete the project.
[2] Contributions includes, but is not limited to, funding through an agreement to other Government Agencies, Youth Organizations, Cultural Service Organizations and other Non-Profit Organizations.
[3] Non-Capital includes, but is not limited to, expenses related to Building Maintenance, Grounds & Landscaping Maintenance, Non-Capitalizable Equipment and other Professional Services.

PROJECT TITLE:
FISHHAWK LIBRARY
CIE REQUIREMENTS: N
LEVEL OF SERVICE IMPACT: N/A

PROJECT NUMBER: C76047000

PROGRAM: LIBRARIES

PROJECT DESCRIPTION:
Design and construction of a new 15,000 - 18,000 sf library, expandable to an approximate 25,000 sf, located in the FishHawk area in South-East Hillsborough County. The site for the library is on the South-West corner of the FishHawk Sports Complex as designated previously by the Board of County Commissioners. This project includes furniture, fixtures, and equipment (FF&E).

OPERATING COST IMPACT:
Annual operating cost impact is estimated at $1.5 million. Staffing costs incorporated in FY 27 budget.

PROJECT COMPLETION DATE: Mar 2029

Neighborhood Community Area:
Boyette

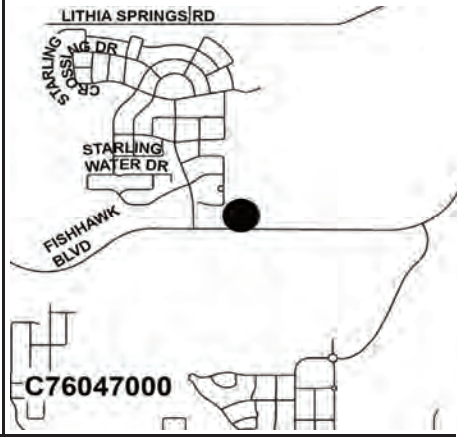

Sources of Funds (in $000s)	Total Estimated Sources	Prior Funding	FY 27 Carryforward	FY 27 Additional	FY 28	FY 29	FY 30	FY 31	Future
Library Fund	$16,000	$315	$15,685	$0	$0	$0	$0	$0	$0
Other	0	0	0	0	0	0	0	0	0
Undetermined	0	0	0	0	0	0	0	0	0
Subtotal FY 27			$15,685	$0					
Total	**$16,000**	**$315**	**$15,685**		**$0**	**$0**	**$0**	**$0**	**$0**

Uses of Funds (in $000s)	Total Estimated Cost	Prior Expenses	FY 27 Carryforward	FY 27 Additional	FY 28	FY 29	FY 30	FY 31	Future
Capital [1]	$16,000	$315	$15,685	$0	$0	$0	$0	$0	$0
Contributions [2]	0	0	0	0	0	0	0	0	0
Non-Capital [3]	0	0	0	0	0	0	0	0	0
Subtotal FY 27			$15,685	$0					
Total	**$16,000**	**$315**	**$15,685**		**$0**	**$0**	**$0**	**$0**	**$0**

[1] Capital includes, but is not limited to, expenses related to capitalizable Development, Design, Land Acquisition, Equipment, Construction and Administration required to complete the project.
[2] Contributions includes, but is not limited to, funding through an agreement to other Government Agencies, Youth Organizations, Cultural Service Organizations and other Non-Profit Organizations.
[3] Non-Capital includes, but is not limited to, expenses related to Building Maintenance, Grounds & Landscaping Maintenance, Non-Capitalizable Equipment and other Professional Services.

PROJECT TITLE:
JOHN GERMANY (MAIN LIBRARY) VARIOUS IMPROVEMENTS (MP)
CIE REQUIREMENTS: N
LEVEL OF SERVICE IMPACT: N/A

PROJECT NUMBER: C76040000

PROGRAM: LIBRARIES

PROJECT DESCRIPTION:
Perform various interior and exterior renovations to the building and site to meet programmatic needs and associated improvements. This project includes furniture, fixtures, and equipment (FF&E).

OPERATING COST IMPACT:
No significant change in operating cost is anticipated.

PROJECT COMPLETION DATE: Ongoing

Neighborhood Community Area:
City of Tampa

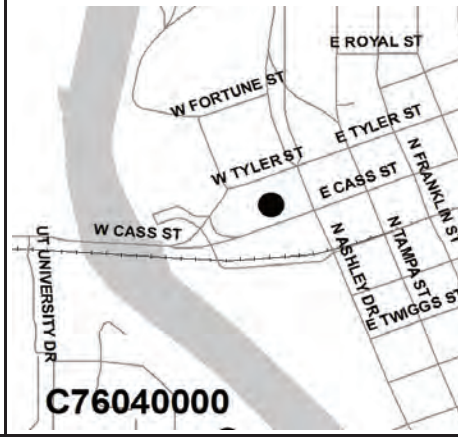

Sources of Funds (in $000s)	Total Estimated Sources	Prior Funding	FY 27 Carryforward	FY 27 Additional	FY 28	FY 29	FY 30	FY 31	Future
Library Fund	$2,600	$1,384	$716	$500	$0	$0	$0	$0	$0
Other	0	0	0	0	0	0	0	0	0
Undetermined	0	0	0	0	0	0	0	0	0
Subtotal FY 27			$716	$500					
Total	**$2,600**	**$1,384**	**$1,216**		**$0**	**$0**	**$0**	**$0**	**$0**

Uses of Funds (in $000s)	Total Estimated Cost	Prior Expenses	FY 27 Carryforward	FY 27 Additional	FY 28	FY 29	FY 30	FY 31	Future
Capital [1]	$2,377	$1,161	$716	$500	$0	$0	$0	$0	$0
Contributions [2]	0	0	0	0	0	0	0	0	0
Non-Capital [3]	223	223	0	0	0	0	0	0	0
Subtotal FY 27			$716	$500					
Total	**$2,600**	**$1,384**	**$1,216**		**$0**	**$0**	**$0**	**$0**	**$0**

[1] Capital includes, but is not limited to, expenses related to capitalizable Development, Design, Land Acquisition, Equipment, Construction and Administration required to complete the project.
[2] Contributions includes, but is not limited to, funding through an agreement to other Government Agencies, Youth Organizations, Cultural Service Organizations and other Non-Profit Organizations.
[3] Non-Capital includes, but is not limited to, expenses related to Building Maintenance, Grounds & Landscaping Maintenance, Non-Capitalizable Equipment and other Professional Services.

PROJECT TITLE:
LAND ACQUISITION FOR FUTURE LIBRARY PROJECTS (MP)
CIE REQUIREMENTS: N
LEVEL OF SERVICE IMPACT: N/A

PROJECT NUMBER: C76041000

PROGRAM: LIBRARIES

PROJECT DESCRIPTION:
Land acquisition for future libraries and library expansions identified and prioritized in the Library Master Plan and any other costs associated with the acquisition of land, such as site investigation, conceptual drawings, surveys, etc.

OPERATING COST IMPACT:
No significant change in operating cost is anticipated.

PROJECT COMPLETION DATE: Ongoing

Neighborhood Community Area:
Countywide

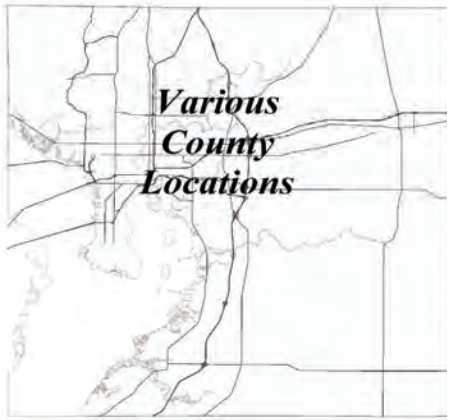

Sources of Funds (in $000s)	Total Estimated Sources	Prior Funding	FY 27 Carryforward	FY 27 Additional	FY 28	FY 29	FY 30	FY 31	Future
Library Fund	$1,409	$0	$1,409	$0	$0	$0	$0	$0	$0
Other	0	0	0	0	0	0	0	0	0
Undetermined	0	0	0	0	0	0	0	0	0
Subtotal FY 27			$1,409	$0					
Total	**$1,409**	**$0**	**$1,409**		**$0**	**$0**	**$0**	**$0**	**$0**

Uses of Funds (in $000s)	Total Estimated Cost	Prior Expenses	FY 27 Carryforward	FY 27 Additional	FY 28	FY 29	FY 30	FY 31	Future
Capital [1]	$1,409	$0	$1,409	$0	$0	$0	$0	$0	$0
Contributions [2]	0	0	0	0	0	0	0	0	0
Non-Capital [3]	0	0	0	0	0	0	0	0	0
Subtotal FY 27			$1,409	$0					
Total	**$1,409**	**$0**	**$1,409**		**$0**	**$0**	**$0**	**$0**	**$0**

[1] Capital includes, but is not limited to, expenses related to capitalizable Development, Design, Land Acquisition, Equipment, Construction and Administration required to complete the project.
[2] Contributions includes, but is not limited to, funding through an agreement to other Government Agencies, Youth Organizations, Cultural Service Organizations and other Non-Profit Organizations.
[3] Non-Capital includes, but is not limited to, expenses related to Building Maintenance, Grounds & Landscaping Maintenance, Non-Capitalizable Equipment and other Professional Services.

PROJECT TITLE:
LANDSCAPE RENOVATION AT VARIOUS LIBRARIES (MP)
CIE REQUIREMENTS: N
LEVEL OF SERVICE IMPACT: N/A

PROJECT NUMBER: C76029000

PROGRAM: LIBRARIES

PROJECT DESCRIPTION:
Renovate landscaping at various libraries by assessing the current state of landscaping at each library, repairing and/or enhancing hardscape, irrigation systems, and plant material. Provide associated site improvements as necessary.

OPERATING COST IMPACT:
No significant change in operating cost is anticipated.

PROJECT COMPLETION DATE: Ongoing

Neighborhood Community Area:
Countywide

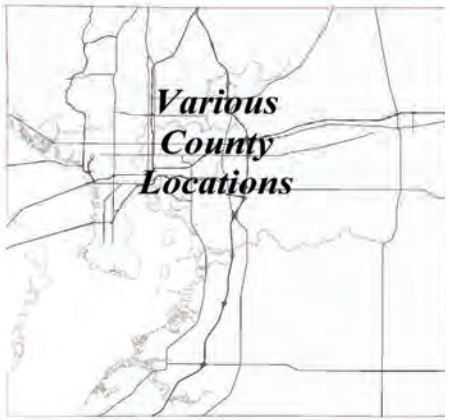

Sources of Funds (in $000s)	Total Estimated Sources	Prior Funding	FY 27 Carryforward	FY 27 Additional	FY 28	FY 29	FY 30	FY 31	Future
Library Fund	$1,250	$1,080	$170	$0	$0	$0	$0	$0	$0
Other	700	450	250	0	0	0	0	0	0
Undetermined	0	0	0	0	0	0	0	0	0
Subtotal FY 27			$420	$0					
Total	**$1,950**	**$1,530**	**$420**		**$0**	**$0**	**$0**	**$0**	**$0**

Uses of Funds (in $000s)	Total Estimated Cost	Prior Expenses	FY 27 Carryforward	FY 27 Additional	FY 28	FY 29	FY 30	FY 31	Future
Capital [1]	$0	$0	$0	$0	$0	$0	$0	$0	$0
Contributions [2]	0	0	0	0	0	0	0	0	0
Non-Capital [3]	1,950	1,530	420	0	0	0	0	0	0
Subtotal FY 27			$420	$0					
Total	**$1,950**	**$1,530**	**$420**		**$0**	**$0**	**$0**	**$0**	**$0**

[1] Capital includes, but is not limited to, expenses related to capitalizable Development, Design, Land Acquisition, Equipment, Construction and Administration required to complete the project.
[2] Contributions includes, but is not limited to, funding through an agreement to other Government Agencies, Youth Organizations, Cultural Service Organizations and other Non-Profit Organizations.
[3] Non-Capital includes, but is not limited to, expenses related to Building Maintenance, Grounds & Landscaping Maintenance, Non-Capitalizable Equipment and other Professional Services.

PROJECT TITLE:
LIBRARIES SAFETY AND SECURITY UPGRADES (MP)
CIE REQUIREMENTS: N
LEVEL OF SERVICE IMPACT: N/A

PROJECT NUMBER: C76043000

PROGRAM: LIBRARIES

PROJECT DESCRIPTION:
Install access control systems, replace proprietary alarm systems, install/upgrade surveillance systems, and other improvements at various libraries to enhance safety and security for library staff and customers.

OPERATING COST IMPACT:
No significant change in operating cost is anticipated.

PROJECT COMPLETION DATE: Ongoing

Neighborhood Community Area:
Countywide

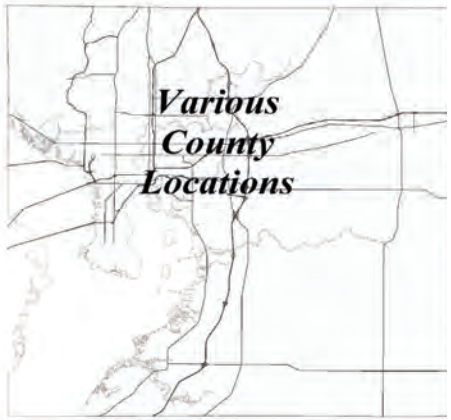

Sources of Funds (in $000s)	Total Estimated Sources	Prior Funding	FY 27 Carryforward	FY 27 Additional	FY 28	FY 29	FY 30	FY 31	Future
Library Fund	$2,150	$1,281	$869	$0	$0	$0	$0	$0	$0
Other	0	0	0	0	0	0	0	0	0
Undetermined	0	0	0	0	0	0	0	0	0
Subtotal FY 27			$869	$0					
Total	**$2,150**	**$1,281**	**$869**		**$0**	**$0**	**$0**	**$0**	**$0**

Uses of Funds (in $000s)	Total Estimated Cost	Prior Expenses	FY 27 Carryforward	FY 27 Additional	FY 28	FY 29	FY 30	FY 31	Future
Capital [1]	$1,953	$1,083	$869	$0	$0	$0	$0	$0	$0
Contributions [2]	0	0	0	0	0	0	0	0	0
Non-Capital [3]	197	197	0	0	0	0	0	0	0
Subtotal FY 27			$869	$0					
Total	**$2,150**	**$1,281**	**$869**		**$0**	**$0**	**$0**	**$0**	**$0**

[1] Capital includes, but is not limited to, expenses related to capitalizable Development, Design, Land Acquisition, Equipment, Construction and Administration required to complete the project.
[2] Contributions includes, but is not limited to, funding through an agreement to other Government Agencies, Youth Organizations, Cultural Service Organizations and other Non-Profit Organizations.
[3] Non-Capital includes, but is not limited to, expenses related to Building Maintenance, Grounds & Landscaping Maintenance, Non-Capitalizable Equipment and other Professional Services.

PROJECT TITLE:
LIBRARY R3M PROGRAM (MP)
CIE REQUIREMENTS: N
LEVEL OF SERVICE IMPACT: N/A

PROJECT NUMBER: CM1400000

PROGRAM: LIBRARIES

PROJECT DESCRIPTION:
The main purpose of the R3M Program is asset preservation. The program includes the Repair, Renovation, Replacement and Maintenance of existing systems at County owned buildings and facilities to maintain a consistent service level over the life of the asset and to maximize the useful life of the asset.

OPERATING COST IMPACT:
No significant change in operating cost is anticipated.

PROJECT COMPLETION DATE: Ongoing

Neighborhood Community Area:
Countywide

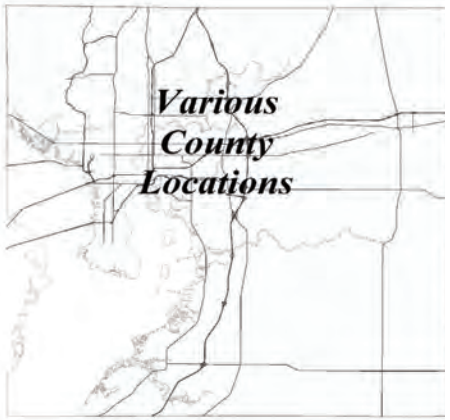

Sources of Funds (in $000s)	Total Estimated Sources	Prior Funding	FY 27 Carryforward	FY 27 Additional	FY 28	FY 29	FY 30	FY 31	Future
Library Fund	$7,287	$5,169	$1,168	$950	$0	$0	$0	$0	$0
Other	0	0	0	0	0	0	0	0	0
Undetermined	0	0	0	0	0	0	0	0	0
Subtotal FY 27			$1,168	$950					
Total	**$7,287**	**$5,169**	**$2,118**		**$0**	**$0**	**$0**	**$0**	**$0**

Uses of Funds (in $000s)	Total Estimated Cost	Prior Expenses	FY 27 Carryforward	FY 27 Additional	FY 28	FY 29	FY 30	FY 31	Future
Capital [1]	$0	$0	$0	$0	$0	$0	$0	$0	$0
Contributions [2]	0	0	0	0	0	0	0	0	0
Non-Capital [3]	7,287	5,169	1,168	950	0	0	0	0	0
Subtotal FY 27			$1,168	$950					
Total	**$7,287**	**$5,169**	**$2,118**		**$0**	**$0**	**$0**	**$0**	**$0**

[1] Capital includes, but is not limited to, expenses related to capitalizable Development, Design, Land Acquisition, Equipment, Construction and Administration required to complete the project.
[2] Contributions includes, but is not limited to, funding through an agreement to other Government Agencies, Youth Organizations, Cultural Service Organizations and other Non-Profit Organizations.
[3] Non-Capital includes, but is not limited to, expenses related to Building Maintenance, Grounds & Landscaping Maintenance, Non-Capitalizable Equipment and other Professional Services.

PROJECT TITLE:
NEW TAMPA REGIONAL LIBRARY EXPANSION
CIE REQUIREMENTS: N
LEVEL OF SERVICE IMPACT: N/A

PROJECT NUMBER: C76053000

PROGRAM: LIBRARIES

PROJECT DESCRIPTION:
Design and Construction for a New Tampa Regional Library Expansion, located on the existing New Tampa Regional Library's site at 10001 Cross Creek Boulevard in North-East Hillsborough County. The project includes furniture, fixtures and equipment (FF&E).

OPERATING COST IMPACT:
No significant change in operating cost is anticipated.

PROJECT COMPLETION DATE: TBD

Neighborhood Community Area:
City of Tampa

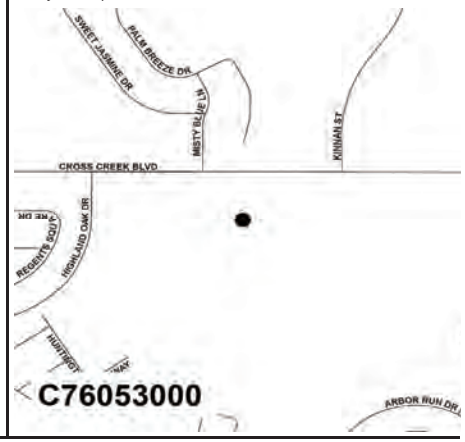

Sources of Funds (in $000s)	Total Estimated Sources	Prior Funding	FY 27 Carryforward	FY 27 Additional	FY 28	FY 29	FY 30	FY 31	Future
Library Fund	$9,000	$50	$950	$8,000	$0	$0	$0	$0	$0
Other	0	0	0	0	0	0	0	0	0
Undetermined	0	0	0	0	0	0	0	0	0
Subtotal FY 27			$950	$8,000					
Total	**$9,000**	**$50**	**$8,950**		**$0**	**$0**	**$0**	**$0**	**$0**

Uses of Funds (in $000s)	Total Estimated Cost	Prior Expenses	FY 27 Carryforward	FY 27 Additional	FY 28	FY 29	FY 30	FY 31	Future
Capital [1]	$9,000	$50	$950	$8,000	$0	$0	$0	$0	$0
Contributions [2]	0	0	0	0	0	0	0	0	0
Non-Capital [3]	0	0	0	0	0	0	0	0	0
Subtotal FY 27			$950	$8,000					
Total	**$9,000**	**$50**	**$8,950**		**$0**	**$0**	**$0**	**$0**	**$0**

[1] Capital includes, but is not limited to, expenses related to capitalizable Development, Design, Land Acquisition, Equipment, Construction and Administration required to complete the project.
[2] Contributions includes, but is not limited to, funding through an agreement to other Government Agencies, Youth Organizations, Cultural Service Organizations and other Non-Profit Organizations.
[3] Non-Capital includes, but is not limited to, expenses related to Building Maintenance, Grounds & Landscaping Maintenance, Non-Capitalizable Equipment and other Professional Services.

PROJECT TITLE:
RESTROOM RENOVATIONS AT VARIOUS LIBRARIES (MP)
CIE REQUIREMENTS: N
LEVEL OF SERVICE IMPACT: N/A

PROJECT NUMBER: C76046000

PROGRAM: LIBRARIES

PROJECT DESCRIPTION:
Restroom facilities at various libraries are in need of renovations to update functionality, fixtures, and finishes.

OPERATING COST IMPACT:
No significant change in operating cost is anticipated.

PROJECT COMPLETION DATE: Ongoing

Neighborhood Community Area:
Countywide

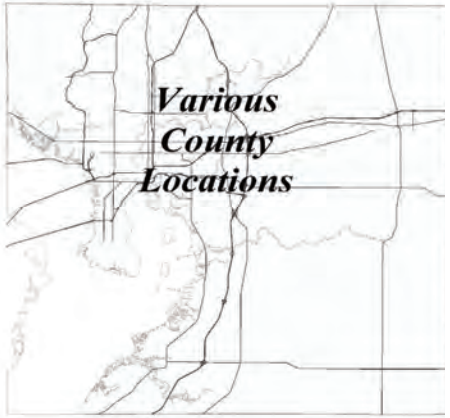

Sources of Funds (in $000s)	Total Estimated Sources	Prior Funding	FY 27 Carryforward	FY 27 Additional	FY 28	FY 29	FY 30	FY 31	Future
Library Fund	$5,350	$1,600	$3,150	$600	$0	$0	$0	$0	$0
Other	0	0	0	0	0	0	0	0	0
Undetermined	0	0	0	0	0	0	0	0	0
Subtotal FY 27			$3,150	$600					
Total	**$5,350**	**$1,600**	**$3,750**		**$0**	**$0**	**$0**	**$0**	**$0**

Uses of Funds (in $000s)	Total Estimated Cost	Prior Expenses	FY 27 Carryforward	FY 27 Additional	FY 28	FY 29	FY 30	FY 31	Future
Capital [1]	$1	$1	$0	$0	$0	$0	$0	$0	$0
Contributions [2]	0	0	0	0	0	0	0	0	0
Non-Capital [3]	5,349	1,599	3,150	600	0	0	0	0	0
Subtotal FY 27			$3,150	$600					
Total	**$5,350**	**$1,600**	**$3,750**		**$0**	**$0**	**$0**	**$0**	**$0**

[1] Capital includes, but is not limited to, expenses related to capitalizable Development, Design, Land Acquisition, Equipment, Construction and Administration required to complete the project.
[2] Contributions includes, but is not limited to, funding through an agreement to other Government Agencies, Youth Organizations, Cultural Service Organizations and other Non-Profit Organizations.
[3] Non-Capital includes, but is not limited to, expenses related to Building Maintenance, Grounds & Landscaping Maintenance, Non-Capitalizable Equipment and other Professional Services.

PROJECT TITLE:
ROOF REPLACEMENT VARIOUS LIBRARIES (MP)
CIE REQUIREMENTS: N
LEVEL OF SERVICE IMPACT: N/A

PROJECT NUMBER: C76054000

PROGRAM: LIBRARIES

PROJECT DESCRIPTION:
Project is for scheduled end of life cycle replacement of various types of roof systems at County owned libraries.

OPERATING COST IMPACT:
No significant change in operating cost is anticipated.

PROJECT COMPLETION DATE: Ongoing

Neighborhood Community Area:
Countywide

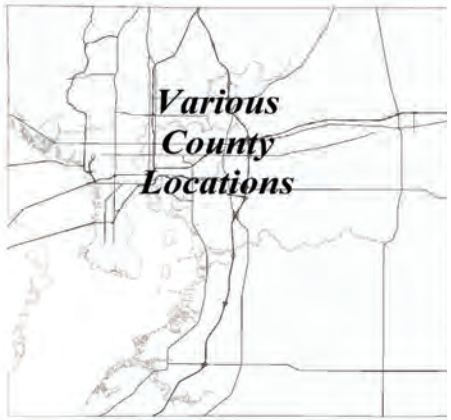

Sources of Funds (in $000s)	Total Estimated Sources	Prior Funding	FY 27 Carryforward	FY 27 Additional	FY 28	FY 29	FY 30	FY 31	Future
Library Fund	$800	$261	$539	$0	$0	$0	$0	$0	$0
Other	0	0	0	0	0	0	0	0	0
Undetermined	0	0	0	0	0	0	0	0	0
Subtotal FY 27			$539	$0					
Total	**$800**	**$261**	**$539**		**$0**	**$0**	**$0**	**$0**	**$0**

Uses of Funds (in $000s)	Total Estimated Cost	Prior Expenses	FY 27 Carryforward	FY 27 Additional	FY 28	FY 29	FY 30	FY 31	Future
Capital [1]	$0	$0	$0	$0	$0	$0	$0	$0	$0
Contributions [2]	0	0	0	0	0	0	0	0	0
Non-Capital [3]	800	261	539	0	0	0	0	0	0
Subtotal FY 27			$539	$0					
Total	**$800**	**$261**	**$539**		**$0**	**$0**	**$0**	**$0**	**$0**

[1] Capital includes, but is not limited to, expenses related to capitalizable Development, Design, Land Acquisition, Equipment, Construction and Administration required to complete the project.
[2] Contributions includes, but is not limited to, funding through an agreement to other Government Agencies, Youth Organizations, Cultural Service Organizations and other Non-Profit Organizations.
[3] Non-Capital includes, but is not limited to, expenses related to Building Maintenance, Grounds & Landscaping Maintenance, Non-Capitalizable Equipment and other Professional Services.

PROJECT TITLE:
SENTINEL BULLETIN ARCHIVING
CIE REQUIREMENTS: N
LEVEL OF SERVICE IMPACT: N/A

PROJECT NUMBER: C76051000

PROGRAM: LIBRARIES

PROJECT DESCRIPTION:
Preserve and digitize the Sentinel Bulletin historic archive of newspapers. The Sentinel Bulletin includes 118 bound volumes (1945-2010)housed at the C. Blythe Andrews, Jr. Public Library's Special Collection since 2019. The collection contains approximately 400,000 pages. This is a one of kind collection of the only African American centered newspaper in the Tampa Bay area.

OPERATING COST IMPACT:
No significant change in operating cost is anticipated.

PROJECT COMPLETION DATE: TBD

Neighborhood Community Area:
Countywide

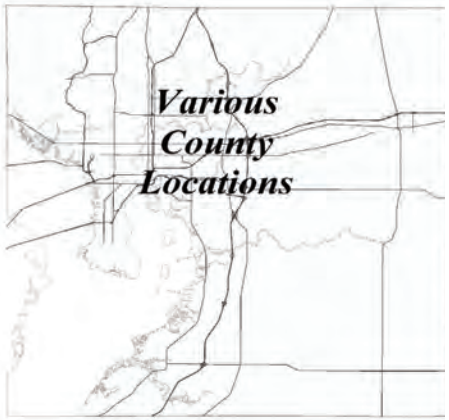

Sources of Funds (in $000s)	Total Estimated Sources	Prior Funding	FY 27 Carryforward	FY 27 Additional	FY 28	FY 29	FY 30	FY 31	Future
Library Fund	$1,000	$0	$1,000	$0	$0	$0	$0	$0	$0
Other	0	0	0	0	0	0	0	0	0
Undetermined	0	0	0	0	0	0	0	0	0
Subtotal FY 27			$1,000	$0					
Total	**$1,000**	**$0**	**$1,000**		**$0**	**$0**	**$0**	**$0**	**$0**

Uses of Funds (in $000s)	Total Estimated Cost	Prior Expenses	FY 27 Carryforward	FY 27 Additional	FY 28	FY 29	FY 30	FY 31	Future
Capital [1]	$1,000	$0	$1,000	$0	$0	$0	$0	$0	$0
Contributions [2]	0	0	0	0	0	0	0	0	0
Non-Capital [3]	0	0	0	0	0	0	0	0	0
Subtotal FY 27			$1,000	$0					
Total	**$1,000**	**$0**	**$1,000**		**$0**	**$0**	**$0**	**$0**	**$0**

[1] Capital includes, but is not limited to, expenses related to capitalizable Development, Design, Land Acquisition, Equipment, Construction and Administration required to complete the project.
[2] Contributions includes, but is not limited to, funding through an agreement to other Government Agencies, Youth Organizations, Cultural Service Organizations and other Non-Profit Organizations.
[3] Non-Capital includes, but is not limited to, expenses related to Building Maintenance, Grounds & Landscaping Maintenance, Non-Capitalizable Equipment and other Professional Services.

PROJECT TITLE:
SHELVING AND FLOORING VARIOUS LIBRARIES (MP)
CIE REQUIREMENTS: N
LEVEL OF SERVICE IMPACT: N/A

PROJECT NUMBER: C76056000

PROGRAM: LIBRARIES

PROJECT DESCRIPTION:
Project is for scheduled end of life cycle replacement of various types of shelving and flooring systems at County owned libraries. Provide associated improvements as necessary.

OPERATING COST IMPACT:
No significant change in operating cost is anticipated.

PROJECT COMPLETION DATE: Ongoing

Neighborhood Community Area:
Countywide

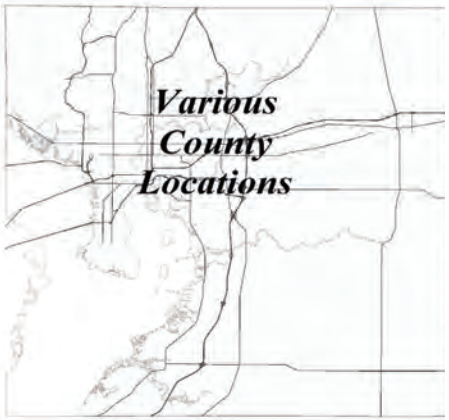

Sources of Funds (in $000s)	Total Estimated Sources	Prior Funding	FY 27 Carryforward	FY 27 Additional	FY 28	FY 29	FY 30	FY 31	Future
Library Fund	$2,500	$0	$2,500	$0	$0	$0	$0	$0	$0
Other	0	0	0	0	0	0	0	0	0
Undetermined	0	0	0	0	0	0	0	0	0
Subtotal FY 27			$2,500	$0					
Total	**$2,500**	**$0**	**$2,500**		**$0**	**$0**	**$0**	**$0**	**$0**

Uses of Funds (in $000s)	Total Estimated Cost	Prior Expenses	FY 27 Carryforward	FY 27 Additional	FY 28	FY 29	FY 30	FY 31	Future
Capital [1]	$0	$0	$0	$0	$0	$0	$0	$0	$0
Contributions [2]	0	0	0	0	0	0	0	0	0
Non-Capital [3]	2,500	0	2,500	0	0	0	0	0	0
Subtotal FY 27			$2,500	$0					
Total	**$2,500**	**$0**	**$2,500**		**$0**	**$0**	**$0**	**$0**	**$0**

[1] Capital includes, but is not limited to, expenses related to capitalizable Development, Design, Land Acquisition, Equipment, Construction and Administration required to complete the project.
[2] Contributions includes, but is not limited to, funding through an agreement to other Government Agencies, Youth Organizations, Cultural Service Organizations and other Non-Profit Organizations.
[3] Non-Capital includes, but is not limited to, expenses related to Building Maintenance, Grounds & Landscaping Maintenance, Non-Capitalizable Equipment and other Professional Services.

PROJECT TITLE:
SOUTHSHORE LIBRARY RENOVATION
CIE REQUIREMENTS: N
LEVEL OF SERVICE IMPACT: N/A

PROJECT NUMBER: C76037000

PROGRAM: LIBRARIES

PROJECT DESCRIPTION:
Interior and exterior renovations of the existing library to improve functionality and upgrade finishes and systems. The project includes furniture, fixtures and equipment (FF&E).

OPERATING COST IMPACT:
No significant change in operating cost is anticipated.

PROJECT COMPLETION DATE: Oct 2027

Neighborhood Community Area:
Sun City Center

Sources of Funds (in $000s)	Total Estimated Sources	Prior Funding	FY 27 Carryforward	FY 27 Additional	FY 28	FY 29	FY 30	FY 31	Future
Library Fund	$3,260	$128	$3,132	$0	$0	$0	$0	$0	$0
Other	0	0	0	0	0	0	0	0	0
Undetermined	0	0	0	0	0	0	0	0	0
Subtotal FY 27			$3,132	$0					
Total	**$3,260**	**$128**	**$3,132**		**$0**	**$0**	**$0**	**$0**	**$0**

Uses of Funds (in $000s)	Total Estimated Cost	Prior Expenses	FY 27 Carryforward	FY 27 Additional	FY 28	FY 29	FY 30	FY 31	Future
Capital [1]	$128	$128	$0	$0	$0	$0	$0	$0	$0
Contributions [2]	0	0	0	0	0	0	0	0	0
Non-Capital [3]	3,132	0	3,132	0	0	0	0	0	0
Subtotal FY 27			$3,132	$0					
Total	**$3,260**	**$128**	**$3,132**		**$0**	**$0**	**$0**	**$0**	**$0**

[1] Capital includes, but is not limited to, expenses related to capitalizable Development, Design, Land Acquisition, Equipment, Construction and Administration required to complete the project.
[2] Contributions includes, but is not limited to, funding through an agreement to other Government Agencies, Youth Organizations, Cultural Service Organizations and other Non-Profit Organizations.
[3] Non-Capital includes, but is not limited to, expenses related to Building Maintenance, Grounds & Landscaping Maintenance, Non-Capitalizable Equipment and other Professional Services.

PROJECT TITLE:
THONOTOSASSA LIBRARY REPLACEMENT
CIE REQUIREMENTS: N
LEVEL OF SERVICE IMPACT: N/A

PROJECT NUMBER: C76045000

PROGRAM: LIBRARIES

PROJECT DESCRIPTION:
Land acquisition, project development, design and construction of an approximate 18,000 square foot library expandable to 25,000 square feet, to replace the existing Thonotosassa Library at a new approximately 41-acre property located on the South side of Main Street, approximately 1/2-mile East of Harney Rd. The new location has been acquired and will incorporate expansion of Thonotosassa Park to provide expanded cultural, educational and recreational opportunities for the community. This project includes furniture, fixtures, and equipment (FF&E).

OPERATING COST IMPACT:
Annual operating cost impact is estimated at $817,000.

PROJECT COMPLETION DATE: Jun 2028

Neighborhood Community Area:
Thonotosassa

Sources of Funds (in $000s)	Total Estimated Sources	Prior Funding	FY 27 Carryforward	FY 27 Additional	FY 28	FY 29	FY 30	FY 31	Future
Library Fund	$21,300	$2,625	$18,675	$0	$0	$0	$0	$0	$0
Other	0	0	0	0	0	0	0	0	0
Undetermined	0	0	0	0	0	0	0	0	0
Subtotal FY 27			$18,675	$0					
Total	**$21,300**	**$2,625**	**$18,675**		**$0**	**$0**	**$0**	**$0**	**$0**

Uses of Funds (in $000s)	Total Estimated Cost	Prior Expenses	FY 27 Carryforward	FY 27 Additional	FY 28	FY 29	FY 30	FY 31	Future
Capital [1]	$21,300	$2,625	$18,675	$0	$0	$0	$0	$0	$0
Contributions [2]	0	0	0	0	0	0	0	0	0
Non-Capital [3]	0	0	0	0	0	0	0	0	0
Subtotal FY 27			$18,675	$0					
Total	**$21,300**	**$2,625**	**$18,675**		**$0**	**$0**	**$0**	**$0**	**$0**

[1] Capital includes, but is not limited to, expenses related to capitalizable Development, Design, Land Acquisition, Equipment, Construction and Administration required to complete the project.
[2] Contributions includes, but is not limited to, funding through an agreement to other Government Agencies, Youth Organizations, Cultural Service Organizations and other Non-Profit Organizations.
[3] Non-Capital includes, but is not limited to, expenses related to Building Maintenance, Grounds & Landscaping Maintenance, Non-Capitalizable Equipment and other Professional Services.

PROJECT TITLE:
WEST TAMPA LIBRARY RENOVATION
CIE REQUIREMENTS: N
LEVEL OF SERVICE IMPACT: N/A

PROJECT NUMBER: C76044000

PROGRAM: LIBRARIES

PROJECT DESCRIPTION:
Interior and exterior renovations of the existing library to improve safety and functionality and to upgrade finishes and systems The project includes furniture, fixtures, and equipment (FF&E).

OPERATING COST IMPACT:
No significant change in operating cost is anticipated.

PROJECT COMPLETION DATE: Post Construction

Neighborhood Community Area:
City of Tampa

Sources of Funds (in $000s)	Total Estimated Sources	Prior Funding	FY 27 Carryforward	FY 27 Additional	FY 28	FY 29	FY 30	FY 31	Future
Library Fund	$2,150	$1,732	$418	$0	$0	$0	$0	$0	$0
Other	0	0	0	0	0	0	0	0	0
Undetermined	0	0	0	0	0	0	0	0	0
Subtotal FY 27			$418	$0					
Total	**$2,150**	**$1,732**	**$418**		**$0**	**$0**	**$0**	**$0**	**$0**

Uses of Funds (in $000s)	Total Estimated Cost	Prior Expenses	FY 27 Carryforward	FY 27 Additional	FY 28	FY 29	FY 30	FY 31	Future
Capital [1]	$1,113	$1,113	$0	$0	$0	$0	$0	$0	$0
Contributions [2]	0	0	0	0	0	0	0	0	0
Non-Capital [3]	1,037	620	418	0	0	0	0	0	0
Subtotal FY 27			$418	$0					
Total	**$2,150**	**$1,732**	**$418**		**$0**	**$0**	**$0**	**$0**	**$0**

[1] Capital includes, but is not limited to, expenses related to capitalizable Development, Design, Land Acquisition, Equipment, Construction and Administration required to complete the project.
[2] Contributions includes, but is not limited to, funding through an agreement to other Government Agencies, Youth Organizations, Cultural Service Organizations and other Non-Profit Organizations.
[3] Non-Capital includes, but is not limited to, expenses related to Building Maintenance, Grounds & Landscaping Maintenance, Non-Capitalizable Equipment and other Professional Services.

PROJECT TITLE:
WIMAUMA NEW LIBRARY/COMMUNITY CENTER
CIE REQUIREMENTS: N
LEVEL OF SERVICE IMPACT: N/A

PROJECT NUMBER: C76055000

PROGRAM: LIBRARIES

PROJECT DESCRIPTION:
Project development and design for a new approximate 25,000 SF Library/Community Center within Bethune Park, located in Southeast Hillsborough County's Wimauma Community.

OPERATING COST IMPACT:
To be determined.

PROJECT COMPLETION DATE: TBD

Neighborhood Community Area:
Wimauma

Sources of Funds (in $000s)	Total Estimated Sources	Prior Funding	FY 27 Carryforward	FY 27 Additional	FY 28	FY 29	FY 30	FY 31	Future
Library Fund	$3,000	$0	$1,000	$2,000	$0	$0	$0	$0	$0
Other	0	0	0	0	0	0	0	0	0
Undetermined	0	0	0	0	0	0	0	0	0
Subtotal FY 27			$1,000	$2,000					
Total	**$3,000**	**$0**	**$3,000**		**$0**	**$0**	**$0**	**$0**	**$0**

Uses of Funds (in $000s)	Total Estimated Cost	Prior Expenses	FY 27 Carryforward	FY 27 Additional	FY 28	FY 29	FY 30	FY 31	Future
Capital [1]	$3,000	$0	$1,000	$2,000	$0	$0	$0	$0	$0
Contributions [2]	0	0	0	0	0	0	0	0	0
Non-Capital [3]	0	0	0	0	0	0	0	0	0
Subtotal FY 27			$1,000	$2,000					
Total	**$3,000**	**$0**	**$3,000**		**$0**	**$0**	**$0**	**$0**	**$0**

[1] Capital includes, but is not limited to, expenses related to capitalizable Development, Design, Land Acquisition, Equipment, Construction and Administration required to complete the project.
[2] Contributions includes, but is not limited to, funding through an agreement to other Government Agencies, Youth Organizations, Cultural Service Organizations and other Non-Profit Organizations.
[3] Non-Capital includes, but is not limited to, expenses related to Building Maintenance, Grounds & Landscaping Maintenance, Non-Capitalizable Equipment and other Professional Services.

Parks Facilities Program



Hillsborough County Florida

For more information, contact the Management & Budget Department
(813) 272-5890 • HCFL.gov/Budget

PARKS FACILITIES PROGRAM
SOURCES AND USES OF FUNDS SUMMARY
(in thousands)

Sources of Funds:	TOTAL ESTIMATED SOURCES	PRIOR FUNDING	FY 27 Carryforward	FY 27 Additional	FY 28	FY 29	FY 30	FY 31	FUTURE
ARP Funds	$5,400	$5,355	$45	$0	$0	$0	$0	$0	$0
Boat Fees	1,118	717	1	400	0	0	0	0	0
CDBG-DR	18,000	0	18,000	0	0	0	0	0	0
Community Invest. Tax IV	15,358	6,468	8,890	0	0	0	0	0	0
Financing	144,485	123,163	21,322	0	0	0	0	0	0
General Revenues-CW	62,108	19,179	22,413	20,266	250	0	0	0	0
General Revenues-ELAPP	30,889	13,872	13,777	753	622	622	622	622	0
General Revenues-R3M	39,490	15,923	12,992	4,575	1,500	1,500	1,500	1,500	0
General Revenues-UA	39,918	9,764	19,383	8,770	1,000	1,000	0	0	0
Grants & County Match	10,219	5,578	4,641	0	0	0	0	0	0
Impact Fees	50,386	18,786	24,099	7,500	0	0	0	0	0
Other	24,506	9,980	14,226	300	0	0	0	0	0
Subtotal FY 27			$159,790	$42,564					
Total	**$441,878**	**$228,785**	**$202,355**		**$3,372**	**$3,122**	**$2,122**	**$2,122**	**$0**

TOTAL FY 27 - FY 31 = $213,093

Uses of Funds:	TOTAL ESTIMATED COST	PRIOR EXPENSES	FY 27 Carryforward	FY 27 Additional	FY 28	FY 29	FY 30	FY 31	FUTURE
Capital [1]	$342,649	$195,150	$110,149	$35,350	$1,000	$1,000	$0	$0	$0
Contributions [2]	3,877	500	2,877	250	250	0	0	0	0
Non-Capital [3]	95,352	33,135	46,764	6,964	2,122	2,122	2,122	2,122	0
Subtotal FY 27			$159,790	$42,564					
Total	**$441,878**	**$228,785**	**$202,355**		**$3,372**	**$3,122**	**$2,122**	**$2,122**	**$0**

TOTAL FY 27 - FY 31 = $213,093

[1] Capital includes, but is not limited to, expenses related to capitalizable Development, Design, Land Acquisition, Equipment, Construction and Administration required to complete the project.

[2] Contributions includes, but is not limited to, funding through an agreement to other Government Agencies, Youth Organizations, Cultural Service Organizations and other Non-Profit Organizations.

[3] Non-Capital includes, but is not limited to, expenses related to Building Maintenance, Grounds & Landscaping Maintenance, Non-Capitalizable Equipment and other Professional Services.

PARKS FACILITIES PROGRAM
COMPLETED AND CANCELED PROJECTS - FY 26

PROJECT NUMBER	PROJECT TITLE	ACTUAL/PROJECTED COMPLETION DATE (1)
COMPLETED PROJECTS		
C83644000	All Peoples Hardening	Mar 2026
C83682000	All Peoples Life Center Chiller Replacement (R3M)	Oct 2025
C83323000	All Peoples Park Expansion	Sep 2026
C83700000	Apollo Beach Park and Recreation Center Improvements	Sep 2026
C83699000	Bealsville Park Improvements	Sep 2026
C83704000	CELM Parks Amenities Improvements	Sep 2026
C83320000	Conservation Park Road Repaving -Lithia Medard Lettuce (R3M) (MP)	Dec 2025
C80005000	Cross Creek Park Construction	Jul 2026
C83707000	Ed Radice Soccer Synthetic Turf Replacement (R3M)	Oct 2025
C83677000	Kings Forest Park Splash Pad - ARP Act 3 Funds	Oct 2025
C83675000	Progress Village Park Improvements – ARP Act 3 Funds	Sep 2026
C83678000	Providence West Sport Complex Renovations (R3M)	Sep 2026
C83689000	Skyway Football Building Roof Replacement (R3M)	Sep 2026
C83311000	South County Boat Ramp	Sep 2026

(1) - Includes projects anticipated to be completed by 9/30/26

PARKS FACILITIES PROGRAM
PROJECTS SUMMARY SCHEDULE
(in thousands)

PROJECT NUMBER	PROJECT TITLE	TOTAL ESTIMATED COST	PRIOR EXPENSES	FY 27		FY 28	FY 29	FY 30	FY 31	FUTURE	PROJECT COMPLETION DATE
				Carryforward	Additional						
C83309000	Al Barnes Park – Cultural Center/ Fair Oaks Recreation Center	$500	$0	$500	$0	$0	$0	$0	$0	$0	Contribution
C83719000*	Alderman's Ford Pedestrian Bridge Replacements	2,500	0	0	2,500	0	0	0	0	0	TBD
C83644000	All Peoples Hardening	2,100	1,774	326	0	0	0	0	0	0	Post Construction
C83695000	Apollo Beach Nature Preserve Recreational Improvements	1,700	121	1,579	0	0	0	0	0	0	TBD
C83679000	Athletic Facilities Batting Cage Renovations (R3M) (MP)	600	308	92	200	0	0	0	0	0	Ongoing
C83698000	Athletic Facilities Minor Renovations (R3M) (MP)	200	0	200	0	0	0	0	0	0	Ongoing
C83697000	Athletic Facilities Safety Netting Replacement (R3M) (MP)	400	199	1	200	0	0	0	0	0	Ongoing
C83706000	Balm Park Expansion	2,500	1	2,499	0	0	0	0	0	0	TBD
C83671000	Boardwalk Replacement - Various Locations (MP)	9,893	4,213	1,180	4,500	0	0	0	0	0	Various
CM1500000	Boating Improvement R3M Program (MP)	1,118	717	1	400	0	0	0	0	0	Ongoing
C83232000	Branchton Regional Park	14,973	10,167	4,806	0	0	0	0	0	0	Various
C83702000	Camp Dorothy Thomas Capital Contribution	80	0	80	0	0	0	0	0	0	Contribution
C83694000	CELM ADA Hardscape Upgrades and Improvements (MP)	400	235	165	0	0	0	0	0	0	TBD
C83681000	CELM Fencing Replacement (R3M) (MP)	600	400	0	200	0	0	0	0	0	Ongoing
C83680000	CELM Hardscape Replacements (R3M) (MP)	400	323	77	0	0	0	0	0	0	Ongoing
C83721000*	CELM Invasive Plant Control in Conservation Parks	566	0	0	566	0	0	0	0	0	TBD
C83722000*	CELM Plant Nursery for Tree Ordinance Violation Donations	300	0	0	300	0	0	0	0	0	TBD
C83645000	Concrete Flatwork/Park Sidewalk and Hardscape Repairs (R3M) (MP)	1,400	1,014	386	0	0	0	0	0	0	Various
C83278000	Countywide Park Impact Fee Enhancements (MP)	16,440	10,090	6,350	0	0	0	0	0	0	Ongoing
C80005000	Cross Creek Park Construction	12,105	9,229	2,876	0	0	0	0	0	0	Post Construction
C83693000	Ed Radice Complex Field Renovations	3,300	32	1,768	1,500	0	0	0	0	0	Apr 2028
C83696000	Edward Medard All Inclusive Playground	900	758	142	0	0	0	0	0	0	TBD
C83659000	EG Simmons Shelter Replacement (R3M)	500	200	300	0	0	0	0	0	0	Oct 2027
C83247000	EG Simmons/Eco Tourism	3,110	2,113	997	0	0	0	0	0	0	Various
C83668000	ELAPP Site Access Management and Safety Improvements (MP)	6,000	805	5,195	0	0	0	0	0	0	Various
C83723000**	Flood Mitigation - Environmental Land Restoration - CDBG-DR (MP)	18,000	0	18,000	0	0	0	0	0	0	Ongoing
C83703000	Greater Hillsborough County Fair Association Contribution	80	0	80	0	0	0	0	0	0	Contribution
C83713000	Hi 5, Inc. Capital Contribution	317	0	317	0	0	0	0	0	0	Contribution
C83715000*	Hillsborough County Cemetery Maintenance & Repairs (R3M) (MP)	200	0	0	200	0	0	0	0	0	Ongoing
C83312000	Indoor Athletic Facility	15,018	5,018	0	10,000	0	0	0	0	0	TBD
C89900000	Jan K Platt (ELAPP) Property Acquisition Capital Project (MP)	126,110	109,814	16,296	0	0	0	0	0	0	Ongoing
C89200000	Jan K Platt (ELAPP) Property Restoration Capital Project (MP)	49,565	17,408	28,916	753	622	622	622	622	0	Ongoing

PARKS FACILITIES PROGRAM
PROJECTS SUMMARY SCHEDULE
(in thousands)

PROJECT NUMBER	PROJECT TITLE	TOTAL ESTIMATED COST	PRIOR EXPENSES	FY 27		FY 28	FY 29	FY 30	FY 31	FUTURE	PROJECT COMPLETION DATE
				Carryforward	Additional						
C83650000	Kenly Park Splash Pad	1,500	1,038	462	0	0	0	0	0	0	Oct 2026
C83674000	Kings Forest Park Improvements	3,000	486	2,514	0	0	0	0	0	0	Apr 2027
C83714000*	Medard Park Equestrian Bridge Replacement (R3M)	225	0	0	225	0	0	0	0	0	Oct 2027
C83701000	New Life Village Splash Pad Shade Structure Contribution	21	0	21	0	0	0	0	0	0	Contribution
C83691000	Palm River Park Improvements Ph 1 (CDBG)	1,343	6	1,337	0	0	0	0	0	0	TBD
C83306000	Parks ADA Safety Improvements (MP)	6,875	2,313	3,892	670	0	0	0	0	0	Various
C83690000	Parks Fencing Replacement (R3M)	900	393	107	400	0	0	0	0	0	Ongoing
C83708000	Parks Modular Office Replacement (R3M)	500	75	425	0	0	0	0	0	0	Oct 2027
C83318000	Parks Playground Replacements (R3M) (MP)	7,650	4,860	2,290	500	0	0	0	0	0	Ongoing
C83646000	Parks Septic System Rehabilitation (R3M) (MP)	1,100	489	611	0	0	0	0	0	0	Ongoing
C83300000	Parks Tree Restoration Project (MP)	7,998	4,087	3,911	0	0	0	0	0	0	Various
C83672000	Pickleball Complexes - ARP Act Revenue Recovery Funds (MP)	3,000	2,988	12	0	0	0	0	0	0	Various
C83675000	Progress Village Park Improvements – ARP Act 3 Funds	2,400	2,367	33	0	0	0	0	0	0	Post Construction
C83683000	Public Access and Trailheads for ELAPP (MP)	600	440	160	0	0	0	0	0	0	Post Construction
C83717000*	Recreation Facilities Renovations (MP)	3,000	0	0	1,000	1,000	1,000	0	0	0	Various
C83658000	Saladino Pickleball Amenities	950	868	82	0	0	0	0	0	0	Post Construction
C83655000	Shimberg Sports Complex Improvements	1,250	0	1,250	0	0	0	0	0	0	TBD
C83712000	South County-District 4 Parks Initiatives and Renovations	2,150	0	150	2,000	0	0	0	0	0	TBD
C83718000*	Southshore Pickleball Complex	5,000	0	0	5,000	0	0	0	0	0	TBD
C80324000	Southshore Sportsplex	29,705	12,216	14,989	2,500	0	0	0	0	0	Various
C83648000	Sport Lighting Replacement (R3M) (MP)	16,000	4,411	4,089	1,500	1,500	1,500	1,500	1,500	0	Ongoing
C83692000	Sports Complexes Improvements (MP)	2,100	35	1,565	500	0	0	0	0	0	Various
C83711000	Spurlino Family YMCA Gymnasium Expansion	1,000	500	0	250	250	0	0	0	0	Contribution
C83685000	Summerfield Community Park Improvements	369	89	280	0	0	0	0	0	0	Various
C83301000	Synthetic Turf Fields (MP)	10,282	6,393	1,690	2,200	0	0	0	0	0	Various
C83688000	Temple Terrace Park Improvements	450	0	450	0	0	0	0	0	0	Contribution
C83314000	Tennis & Basketball Court Renovations and Replacements (R3M) (MP)	2,965	2,092	373	500	0	0	0	0	0	Ongoing
C83291000	The Historic Moseley Homestead Renovations/Preservation	1,675	246	1,429	0	0	0	0	0	0	TBD
C83643000	Thonotosassa Park Improvement/Expansion	11,378	920	10,458	0	0	0	0	0	0	Jun 2028
C83673000	Veterans Memorial Park Entrance and Other Improvements	17,065	6,161	10,904	0	0	0	0	0	0	Various
C83676000	Veterans Memorial Park Renovations (R3M)	1,200	346	854	0	0	0	0	0	0	TBD
C83709000	Victor Crist Center Chiller and Controls Replacements (R3M)	750	0	750	0	0	0	0	0	0	Oct 2027
C83710000	Victor Crist Center Roof Replacement (R3M)	1,500	29	1,471	0	0	0	0	0	0	Oct 2027

PARKS FACILITIES PROGRAM
PROJECTS SUMMARY SCHEDULE
(in thousands)

PROJECT NUMBER	PROJECT TITLE	TOTAL ESTIMATED COST	PRIOR EXPENSES	FY 27		FY 28	FY 29	FY 30	FY 31	FUTURE	PROJECT COMPLETION DATE
				Carryforward	Additional						
C83716000*	West Park Field Improvements	2,500	0	0	2,500	0	0	0	0	0	TBD
C83720000*	Williams Park Expansion and Safety Improvements	1,500	0	0	1,500	0	0	0	0	0	TBD
C83705000	Wimauma New Community Center	100	0	100	0	0	0	0	0	0	TBD
	Subtotal FY 27			$159,790	$42,564						
	Total Parks Facilities Program	$441,878	$228,785	$202,355		$3,372	$3,122	$2,122	$2,122	$0	

TOTAL FY 27 - FY 31 = $213,093

* New Project TBD - To be Determined

** Added to the Capital Improvement Program as part of a Budget Amendment in Fiscal Year 2026

(MP) - Master Project - A listing of sub-projects under this master project will appear in the Appendix section of the CIP document.

Note: Some projects have "Post Construction" in the Project Completion Date column. These projects have finished their primary construction phases and may have been placed in use; nevertheless, these projects still have unspent balances that are earmarked for post-construction project costs.

PROJECT TITLE: **PROJECT NUMBER: C83309000**

AL BARNES PARK – CULTURAL CENTER/ FAIR OAKS RECREATION CENTER

CIE REQUIREMENTS: Y

LEVEL OF SERVICE IMPACT: F **PROGRAM: PARKS**

PROJECT DESCRIPTION:

The BOCC has approved $500,000 as a contribution to the City of Tampa for a new cultural center at Al Barnes Park/Fair Oaks Recreation Center located at 5019 N. 34th St., Tampa.

OPERATING COST IMPACT:

There is no annual operating costs to the county.

PROJECT COMPLETION DATE: Contribution

Neighborhood Community Area:

Tampa

Sources of Funds (in $000s)	Total Estimated Sources	Prior Funding	FY 27 Carryforward	FY 27 Additional	FY 28	FY 29	FY 30	FY 31	Future
ARP Funds	$0	$0	$0	$0	$0	$0	$0	$0	$0
Boat Fees	0	0	0	0	0	0	0	0	0
CDBG-DR	0	0	0	0	0	0	0	0	0
Community Invest. Tax IV	0	0	0	0	0	0	0	0	0
Financing	0	0	0	0	0	0	0	0	0
General Revenues-CW	500	0	500	0	0	0	0	0	0
General Revenues-ELAP	0	0	0	0	0	0	0	0	0
General Revenues-R3M	0	0	0	0	0	0	0	0	0
General Revenues-UA	0	0	0	0	0	0	0	0	0
Grants & County Match	0	0	0	0	0	0	0	0	0
Impact Fees	0	0	0	0	0	0	0	0	0
Other	0	0	0	0	0	0	0	0	0
Undetermined	0	0	0	0	0	0	0	0	0
Subtotal FY 27			$500	$0					
Total	**$500**	**$0**	**$500**		**$0**	**$0**	**$0**	**$0**	**$0**

Uses of Funds (in $000s)	Total Estimated Cost	Prior Expenses	FY 27 Carryforward	FY 27 Additional	FY 28	FY 29	FY 30	FY 31	Future
Capital [1]	$0	$0	$0	$0	$0	$0	$0	$0	$0
Contributions [2]	500	0	500	0	0	0	0	0	0
Non-Capital [3]	0	0	0	0	0	0	0	0	0
Subtotal FY 27			$500	$0					
Total	**$500**	**$0**	**$500**		**$0**	**$0**	**$0**	**$0**	**$0**

[1] Capital includes, but is not limited to, expenses related to capitalizable Development, Design, Land Acquisition, Equipment, Construction and Administration required to complete the project.

[2] Contributions includes, but is not limited to, funding through an agreement to other Government Agencies, Youth Organizations, Cultural Service Organizations and other Non-Profit Organizations.

[3] Non-Capital includes, but is not limited to, expenses related to Building Maintenance, Grounds & Landscaping Maintenance, Non-Capitalizable Equipment and other Professional Services.

PROJECT TITLE: **PROJECT NUMBER: C83719000**

ALDERMAN'S FORD PEDESTRIAN BRIDGE REPLACEMENTS

CIE REQUIREMENTS: Y

LEVEL OF SERVICE IMPACT: M **PROGRAM: PARKS**

PROJECT DESCRIPTION:

This capital project will replace three aging pedestrian bridges that are extremely popular and the number one draw at Alderman's Ford Conservation Park. Replacing these bridges is critical to maintaining public safety as many of the infrastrctural parts are rotting and damaged. Replacement of the bridges will lead to less required maintenance and enhanced public safety. These bridges provide a unique vantage point to view nature at its finest and explore the Alafia River. Unfortunately, all three pedestrian bridges are nearing the end of their lifespan with many sections, including pilings and stringers, in excess of 47 years old. If this decision unit is not funded, it is likely that all three pedestrian bridges will be completely closed within 2 -4 years due to an excess of rotted wood and unstable support pilings.

OPERATING COST IMPACT:

No significant change in operating cost to the County is anticipated.

PROJECT COMPLETION DATE: TBD

Neighborhood Community Area:

East Rural

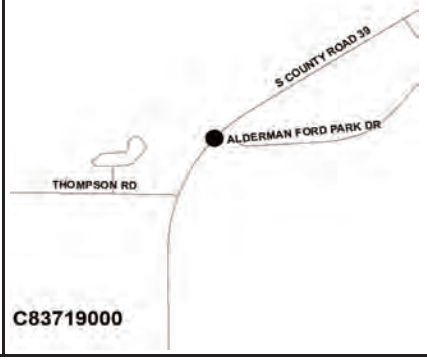

Sources of Funds (in $000s)	Total Estimated Sources	Prior Funding	FY 27 Carryforward	FY 27 Additional	FY 28	FY 29	FY 30	FY 31	Future
ARP Funds	$0	$0	$0	$0	$0	$0	$0	$0	$0
Boat Fees	0	0	0	0	0	0	0	0	0
CDBG-DR	0	0	0	0	0	0	0	0	0
Community Invest. Tax IV	0	0	0	0	0	0	0	0	0
Financing	0	0	0	0	0	0	0	0	0
General Revenues-CW	2,500	0	0	2,500	0	0	0	0	0
General Revenues-ELAP	0	0	0	0	0	0	0	0	0
General Revenues-R3M	0	0	0	0	0	0	0	0	0
General Revenues-UA	0	0	0	0	0	0	0	0	0
Grants & County Match	0	0	0	0	0	0	0	0	0
Impact Fees	0	0	0	0	0	0	0	0	0
Other	0	0	0	0	0	0	0	0	0
Undetermined	0	0	0	0	0	0	0	0	0
Subtotal FY 27			$0	$2,500					
Total	**$2,500**	**$0**	**$2,500**		**$0**	**$0**	**$0**	**$0**	**$0**

Uses of Funds (in $000s)	Total Estimated Cost	Prior Expenses	FY 27 Carryforward	FY 27 Additional	FY 28	FY 29	FY 30	FY 31	Future
Capital [1]	$2,500	$0	$0	$2,500	$0	$0	$0	$0	$0
Contributions [2]	0	0	0	0	0	0	0	0	0
Non-Capital [3]	0	0	0	0	0	0	0	0	0
Subtotal FY 27			$0	$2,500					
Total	**$2,500**	**$0**	**$2,500**		**$0**	**$0**	**$0**	**$0**	**$0**

[1] Capital includes, but is not limited to, expenses related to capitalizable Development, Design, Land Acquisition, Equipment, Construction and Administration required to complete the project.

[2] Contributions includes, but is not limited to, funding through an agreement to other Government Agencies, Youth Organizations, Cultural Service Organizations and other Non-Profit Organizations.

[3] Non-Capital includes, but is not limited to, expenses related to Building Maintenance, Grounds & Landscaping Maintenance, Non-Capitalizable Equipment and other Professional Services.

PROJECT TITLE:
ALL PEOPLES HARDENING
CIE REQUIREMENTS: Y
LEVEL OF SERVICE IMPACT: M

PROJECT NUMBER: C83644000

PROGRAM: PARKS

PROJECT DESCRIPTION:
The purpose of the project is to increase the resiliency of the existing All Peoples' Life Center facility for use as an emergency response location during and after storm events. The scope includes items such as emergency power, protection of windows/storefront openings as feasible. The scope also includes renovation of the lobby area impacted by hardening project.

OPERATING COST IMPACT:
No significant change in operating cost to the County is anticipated.

PROJECT COMPLETION DATE: Post Construction

Neighborhood Community Area:
East Lake Orient Park

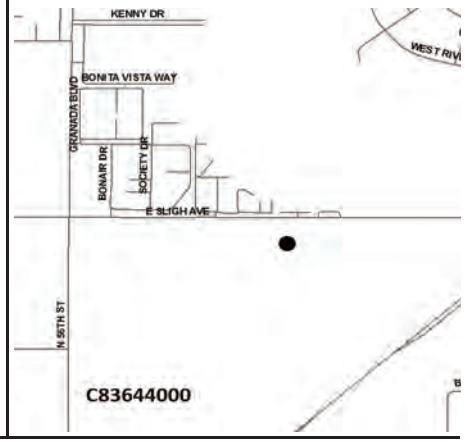

Sources of Funds (in $000s)	Total Estimated Sources	Prior Funding	FY 27 Carryforward	FY 27 Additional	FY 28	FY 29	FY 30	FY 31	Future
ARP Funds	$0	$0	$0	$0	$0	$0	$0	$0	$0
Boat Fees	0	0	0	0	0	0	0	0	0
CDBG-DR	0	0	0	0	0	0	0	0	0
Community Invest. Tax IV	0	0	0	0	0	0	0	0	0
Financing	0	0	0	0	0	0	0	0	0
General Revenues-CW	0	0	0	0	0	0	0	0	0
General Revenues-ELAP	0	0	0	0	0	0	0	0	0
General Revenues-R3M	1,000	674	326	0	0	0	0	0	0
General Revenues-UA	0	0	0	0	0	0	0	0	0
Grants & County Match	1,100	1,100	0	0	0	0	0	0	0
Impact Fees	0	0	0	0	0	0	0	0	0
Other	0	0	0	0	0	0	0	0	0
Undetermined	0	0	0	0	0	0	0	0	0
Subtotal FY 27			$326	$0					
Total	**$2,100**	**$1,774**	**$326**		**$0**	**$0**	**$0**	**$0**	**$0**

Uses of Funds (in $000s)	Total Estimated Cost	Prior Expenses	FY 27 Carryforward	FY 27 Additional	FY 28	FY 29	FY 30	FY 31	Future
Capital [1]	$1,384	$1,384	$0	$0	$0	$0	$0	$0	$0
Contributions [2]	0	0	0	0	0	0	0	0	0
Non-Capital [3]	716	390	326	0	0	0	0	0	0
Subtotal FY 27			$326	$0					
Total	**$2,100**	**$1,774**	**$326**		**$0**	**$0**	**$0**	**$0**	**$0**

[1] Capital includes, but is not limited to, expenses related to capitalizable Development, Design, Land Acquisition, Equipment, Construction and Administration required to complete the project.
[2] Contributions includes, but is not limited to, funding through an agreement to other Government Agencies, Youth Organizations, Cultural Service Organizations and other Non-Profit Organizations.
[3] Non-Capital includes, but is not limited to, expenses related to Building Maintenance, Grounds & Landscaping Maintenance, Non-Capitalizable Equipment and other Professional Services.

PROJECT TITLE:
APOLLO BEACH NATURE PRESERVE RECREATIONAL IMPROVEMENTS
CIE REQUIREMENTS: Y
LEVEL OF SERVICE IMPACT: E

PROJECT NUMBER: C83695000

PROGRAM: PARKS

PROJECT DESCRIPTION:
Improvements and renovations to Apollo Beach Nature Preserve including restroom buildings, boardwalks, parking improvements, and fishing piers.

OPERATING COST IMPACT:
No significant change in annual operating costs is anticipated.

PROJECT COMPLETION DATE: TBD

Neighborhood Community Area:
Apollo Beach

Sources of Funds (in $000s)	Total Estimated Sources	Prior Funding	FY 27 Carryforward	FY 27 Additional	FY 28	FY 29	FY 30	FY 31	Future
ARP Funds	$0	$0	$0	$0	$0	$0	$0	$0	$0
Boat Fees	0	0	0	0	0	0	0	0	0
CDBG-DR	0	0	0	0	0	0	0	0	0
Community Invest. Tax IV	0	0	0	0	0	0	0	0	0
Financing	0	0	0	0	0	0	0	0	0
General Revenues-CW	1,700	121	1,579	0	0	0	0	0	0
General Revenues-ELAP	0	0	0	0	0	0	0	0	0
General Revenues-R3M	0	0	0	0	0	0	0	0	0
General Revenues-UA	0	0	0	0	0	0	0	0	0
Grants & County Match	0	0	0	0	0	0	0	0	0
Impact Fees	0	0	0	0	0	0	0	0	0
Other	0	0	0	0	0	0	0	0	0
Undetermined	0	0	0	0	0	0	0	0	0
Subtotal FY 27			$1,579	$0					
Total	**$1,700**	**$121**	**$1,579**		**$0**	**$0**	**$0**	**$0**	**$0**

Uses of Funds (in $000s)	Total Estimated Cost	Prior Expenses	FY 27 Carryforward	FY 27 Additional	FY 28	FY 29	FY 30	FY 31	Future
Capital [1]	$1,700	$121	$1,579	$0	$0	$0	$0	$0	$0
Contributions [2]	0	0	0	0	0	0	0	0	0
Non-Capital [3]	0	0	0	0	0	0	0	0	0
Subtotal FY 27			$1,579	$0					
Total	**$1,700**	**$121**	**$1,579**		**$0**	**$0**	**$0**	**$0**	**$0**

[1] Capital includes, but is not limited to, expenses related to capitalizable Development, Design, Land Acquisition, Equipment, Construction and Administration required to complete the project.
[2] Contributions includes, but is not limited to, funding through an agreement to other Government Agencies, Youth Organizations, Cultural Service Organizations and other Non-Profit Organizations.
[3] Non-Capital includes, but is not limited to, expenses related to Building Maintenance, Grounds & Landscaping Maintenance, Non-Capitalizable Equipment and other Professional Services.

PROJECT TITLE: **PROJECT NUMBER: C83679000**

ATHLETIC FACILITIES BATTING CAGE RENOVATIONS (R3M) (MP)

CIE REQUIREMENTS: Y

LEVEL OF SERVICE IMPACT: M **PROGRAM: PARKS**

PROJECT DESCRIPTION:

Project is for the replacement of fencing, netting and concrete hardscape of batting cages located at various sports complexes that have reached their life expectancy.

Neighborhood Community Area:

Countywide

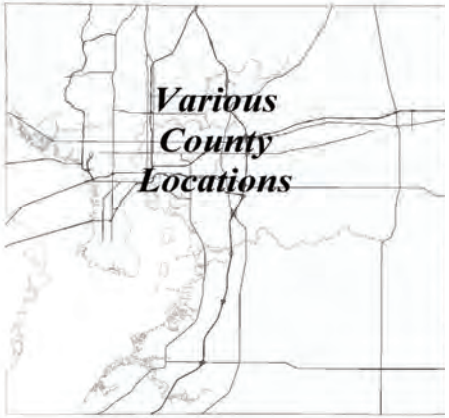

OPERATING COST IMPACT:

No significant change in annual operating costs is anticipated.

PROJECT COMPLETION DATE: Ongoing

Sources of Funds (in $000s)	Total Estimated Sources	Prior Funding	FY 27 Carryforward	FY 27 Additional	FY 28	FY 29	FY 30	FY 31	Future
ARP Funds	$0	$0	$0	$0	$0	$0	$0	$0	$0
Boat Fees	0	0	0	0	0	0	0	0	0
CDBG-DR	0	0	0	0	0	0	0	0	0
Community Invest. Tax IV	0	0	0	0	0	0	0	0	0
Financing	0	0	0	0	0	0	0	0	0
General Revenues-CW	0	0	0	0	0	0	0	0	0
General Revenues-ELAP	0	0	0	0	0	0	0	0	0
General Revenues-R3M	600	308	92	200	0	0	0	0	0
General Revenues-UA	0	0	0	0	0	0	0	0	0
Grants & County Match	0	0	0	0	0	0	0	0	0
Impact Fees	0	0	0	0	0	0	0	0	0
Other	0	0	0	0	0	0	0	0	0
Undetermined	0	0	0	0	0	0	0	0	0
Subtotal FY 27			$92	$200					
Total	**$600**	**$308**	**$292**		**$0**	**$0**	**$0**	**$0**	**$0**

Uses of Funds (in $000s)	Total Estimated Cost	Prior Expenses	FY 27 Carryforward	FY 27 Additional	FY 28	FY 29	FY 30	FY 31	Future
Capital [1]	$0	$0	$0	$0	$0	$0	$0	$0	$0
Contributions [2]	0	0	0	0	0	0	0	0	0
Non-Capital [3]	600	308	92	200	0	0	0	0	0
Subtotal FY 27			$92	$200					
Total	**$600**	**$308**	**$292**		**$0**	**$0**	**$0**	**$0**	**$0**

[1] Capital includes, but is not limited to, expenses related to capitalizable Development, Design, Land Acquisition, Equipment, Construction and Administration required to complete the project.

[2] Contributions includes, but is not limited to, funding through an agreement to other Government Agencies, Youth Organizations, Cultural Service Organizations and other Non-Profit Organizations.

[3] Non-Capital includes, but is not limited to, expenses related to Building Maintenance, Grounds & Landscaping Maintenance, Non-Capitalizable Equipment and other Professional Services.

PROJECT TITLE: **PROJECT NUMBER: C83698000**

ATHLETIC FACILITIES MINOR RENOVATIONS (R3M) (MP)

CIE REQUIREMENTS: Y

LEVEL OF SERVICE IMPACT: M **PROGRAM: PARKS**

PROJECT DESCRIPTION:

Project is for the purpose of minor renovations at various athletic facilities.

Neighborhood Community Area:

Countywide

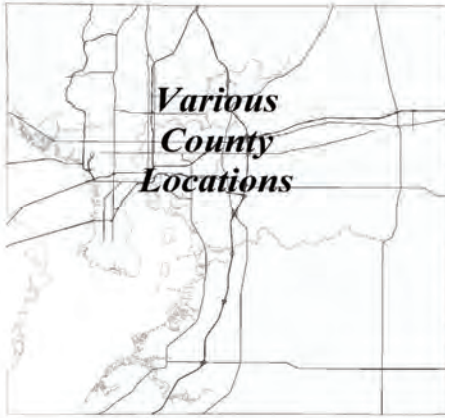

OPERATING COST IMPACT:

No significant change in annual operating costs is anticipated.

PROJECT COMPLETION DATE: Ongoing

Sources of Funds (in $000s)	Total Estimated Sources	Prior Funding	FY 27 Carryforward	FY 27 Additional	FY 28	FY 29	FY 30	FY 31	Future
ARP Funds	$0	$0	$0	$0	$0	$0	$0	$0	$0
Boat Fees	0	0	0	0	0	0	0	0	0
CDBG-DR	0	0	0	0	0	0	0	0	0
Community Invest. Tax IV	0	0	0	0	0	0	0	0	0
Financing	0	0	0	0	0	0	0	0	0
General Revenues-CW	0	0	0	0	0	0	0	0	0
General Revenues-ELAP	0	0	0	0	0	0	0	0	0
General Revenues-R3M	200	0	200	0	0	0	0	0	0
General Revenues-UA	0	0	0	0	0	0	0	0	0
Grants & County Match	0	0	0	0	0	0	0	0	0
Impact Fees	0	0	0	0	0	0	0	0	0
Other	0	0	0	0	0	0	0	0	0
Undetermined	0	0	0	0	0	0	0	0	0
Subtotal FY 27			$200	$0					
Total	**$200**	**$0**	**$200**		**$0**	**$0**	**$0**	**$0**	**$0**

Uses of Funds (in $000s)	Total Estimated Cost	Prior Expenses	FY 27 Carryforward	FY 27 Additional	FY 28	FY 29	FY 30	FY 31	Future
Capital [1]	$0	$0	$0	$0	$0	$0	$0	$0	$0
Contributions [2]	0	0	0	0	0	0	0	0	0
Non-Capital [3]	200	0	200	0	0	0	0	0	0
Subtotal FY 27			$200	$0					
Total	**$200**	**$0**	**$200**		**$0**	**$0**	**$0**	**$0**	**$0**

[1] Capital includes, but is not limited to, expenses related to capitalizable Development, Design, Land Acquisition, Equipment, Construction and Administration required to complete the project.

[2] Contributions includes, but is not limited to, funding through an agreement to other Government Agencies, Youth Organizations, Cultural Service Organizations and other Non-Profit Organizations.

[3] Non-Capital includes, but is not limited to, expenses related to Building Maintenance, Grounds & Landscaping Maintenance, Non-Capitalizable Equipment and other Professional Services.

PROJECT TITLE: **PROJECT NUMBER: C83697000**

ATHLETIC FACILITIES SAFETY NETTING REPLACEMENT (R3M) (MP)

CIE REQUIREMENTS: Y

LEVEL OF SERVICE IMPACT: M **PROGRAM: PARKS**

PROJECT DESCRIPTION:

Project is for the replacement of safety netting at various athletic facilities that have reached their life expectancy.

Neighborhood Community Area:

Countywide

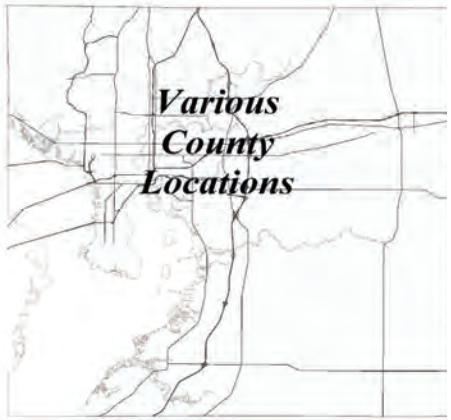

OPERATING COST IMPACT:

No significant change in annual operating costs is anticipated.

PROJECT COMPLETION DATE: Ongoing

Sources of Funds (in $000s)	Total Estimated Sources	Prior Funding	FY 27 Carryforward	FY 27 Additional	FY 28	FY 29	FY 30	FY 31	Future
ARP Funds	$0	$0	$0	$0	$0	$0	$0	$0	$0
Boat Fees	0	0	0	0	0	0	0	0	0
CDBG-DR	0	0	0	0	0	0	0	0	0
Community Invest. Tax IV	0	0	0	0	0	0	0	0	0
Financing	0	0	0	0	0	0	0	0	0
General Revenues-CW	0	0	0	0	0	0	0	0	0
General Revenues-ELAP	0	0	0	0	0	0	0	0	0
General Revenues-R3M	400	199	1	200	0	0	0	0	0
General Revenues-UA	0	0	0	0	0	0	0	0	0
Grants & County Match	0	0	0	0	0	0	0	0	0
Impact Fees	0	0	0	0	0	0	0	0	0
Other	0	0	0	0	0	0	0	0	0
Undetermined	0	0	0	0	0	0	0	0	0
Subtotal FY 27			$1	$200					
Total	**$400**	**$199**	**$201**		**$0**	**$0**	**$0**	**$0**	**$0**

Uses of Funds (in $000s)	Total Estimated Cost	Prior Expenses	FY 27 Carryforward	FY 27 Additional	FY 28	FY 29	FY 30	FY 31	Future
Capital [1]	$0	$0	$0	$0	$0	$0	$0	$0	$0
Contributions [2]	0	0	0	0	0	0	0	0	0
Non-Capital [3]	400	199	1	200	0	0	0	0	0
Subtotal FY 27			$1	$200					
Total	**$400**	**$199**	**$201**		**$0**	**$0**	**$0**	**$0**	**$0**

[1] Capital includes, but is not limited to, expenses related to capitalizable Development, Design, Land Acquisition, Equipment, Construction and Administration required to complete the project.

[2] Contributions includes, but is not limited to, funding through an agreement to other Government Agencies, Youth Organizations, Cultural Service Organizations and other Non-Profit Organizations.

[3] Non-Capital includes, but is not limited to, expenses related to Building Maintenance, Grounds & Landscaping Maintenance, Non-Capitalizable Equipment and other Professional Services.

PROJECT TITLE: **PROJECT NUMBER: C83706000**

BALM PARK EXPANSION

CIE REQUIREMENTS: Y

LEVEL OF SERVICE IMPACT: F **PROGRAM: PARKS**

PROJECT DESCRIPTION:

This project will expand the existing Balm Park located at 14747 Balm Wimauma Road, Riverview, FL, to create a 15-acre park with phased development of new amenities as site constraints and budget will allow. Potential improvements include new multipurpose gym/airnasium, new playground, new multipurpose field, new shelters, walking loop as well as improvements to the existing community center, shelters, areas, restroom, storage, and parking.

Neighborhood Community Area:

Balm

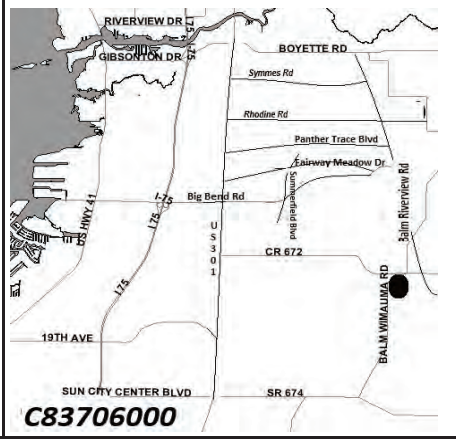

OPERATING COST IMPACT:

Operating cost impact to be determined in the future.

PROJECT COMPLETION DATE: TBD

Sources of Funds (in $000s)	Total Estimated Sources	Prior Funding	FY 27 Carryforward	FY 27 Additional	FY 28	FY 29	FY 30	FY 31	Future
ARP Funds	$0	$0	$0	$0	$0	$0	$0	$0	$0
Boat Fees	0	0	0	0	0	0	0	0	0
CDBG-DR	0	0	0	0	0	0	0	0	0
Community Invest. Tax IV	0	0	0	0	0	0	0	0	0
Financing	0	0	0	0	0	0	0	0	0
General Revenues-CW	0	0	0	0	0	0	0	0	0
General Revenues-ELAP	0	0	0	0	0	0	0	0	0
General Revenues-R3M	0	0	0	0	0	0	0	0	0
General Revenues-UA	0	0	0	0	0	0	0	0	0
Grants & County Match	0	0	0	0	0	0	0	0	0
Impact Fees	2,500	1	2,499	0	0	0	0	0	0
Other	0	0	0	0	0	0	0	0	0
Undetermined	0	0	0	0	0	0	0	0	0
Subtotal FY 27			$2,499	$0					
Total	**$2,500**	**$1**	**$2,499**		**$0**	**$0**	**$0**	**$0**	**$0**

Uses of Funds (in $000s)	Total Estimated Cost	Prior Expenses	FY 27 Carryforward	FY 27 Additional	FY 28	FY 29	FY 30	FY 31	Future
Capital [1]	$2,500	$1	$2,499	$0	$0	$0	$0	$0	$0
Contributions [2]	0	0	0	0	0	0	0	0	0
Non-Capital [3]	0	0	0	0	0	0	0	0	0
Subtotal FY 27			$2,499	$0					
Total	**$2,500**	**$1**	**$2,499**		**$0**	**$0**	**$0**	**$0**	**$0**

[1] Capital includes, but is not limited to, expenses related to capitalizable Development, Design, Land Acquisition, Equipment, Construction and Administration required to complete the project.

[2] Contributions includes, but is not limited to, funding through an agreement to other Government Agencies, Youth Organizations, Cultural Service Organizations and other Non-Profit Organizations.

[3] Non-Capital includes, but is not limited to, expenses related to Building Maintenance, Grounds & Landscaping Maintenance, Non-Capitalizable Equipment and other Professional Services.

PROJECT TITLE: **PROJECT NUMBER: C83671000**

BOARDWALK REPLACEMENT - VARIOUS LOCATIONS (MP)

CIE REQUIREMENTS: Y

LEVEL OF SERVICE IMPACT: M **PROGRAM: PARKS**

PROJECT DESCRIPTION:

Project includes design and construction of boardwalk replacements/upgrades and associated improvements at various regional parks.

Neighborhood Community Area:

Various

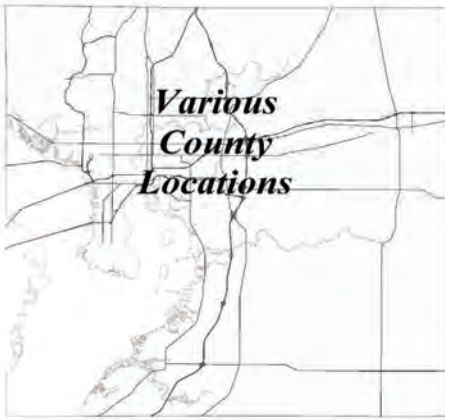

OPERATING COST IMPACT:

No significant change in operating cost to the County is anticipated.

PROJECT COMPLETION DATE: Various

Sources of Funds (in $000s)	Total Estimated Sources	Prior Funding	FY 27 Carryforward	FY 27 Additional	FY 28	FY 29	FY 30	FY 31	Future
ARP Funds	$0	$0	$0	$0	$0	$0	$0	$0	$0
Boat Fees	0	0	0	0	0	0	0	0	0
CDBG-DR	0	0	0	0	0	0	0	0	0
Community Invest. Tax IV	5,393	4,213	1,180	0	0	0	0	0	0
Financing	0	0	0	0	0	0	0	0	0
General Revenues-CW	4,500	0	0	4,500	0	0	0	0	0
General Revenues-ELAP	0	0	0	0	0	0	0	0	0
General Revenues-R3M	0	0	0	0	0	0	0	0	0
General Revenues-UA	0	0	0	0	0	0	0	0	0
Grants & County Match	0	0	0	0	0	0	0	0	0
Impact Fees	0	0	0	0	0	0	0	0	0
Other	0	0	0	0	0	0	0	0	0
Undetermined	0	0	0	0	0	0	0	0	0
Subtotal FY 27			$1,180	$4,500					
Total	**$9,893**	**$4,213**	**$5,680**		**$0**	**$0**	**$0**	**$0**	**$0**

Uses of Funds (in $000s)	Total Estimated Cost	Prior Expenses	FY 27 Carryforward	FY 27 Additional	FY 28	FY 29	FY 30	FY 31	Future
Capital [1]	$9,893	$4,213	$1,180	$4,500	$0	$0	$0	$0	$0
Contributions [2]	0	0	0	0	0	0	0	0	0
Non-Capital [3]	0	0	0	0	0	0	0	0	0
Subtotal FY 27			$1,180	$4,500					
Total	**$9,893**	**$4,213**	**$5,680**		**$0**	**$0**	**$0**	**$0**	**$0**

[1] Capital includes, but is not limited to, expenses related to capitalizable Development, Design, Land Acquisition, Equipment, Construction and Administration required to complete the project.

[2] Contributions includes, but is not limited to, funding through an agreement to other Government Agencies, Youth Organizations, Cultural Service Organizations and other Non-Profit Organizations.

[3] Non-Capital includes, but is not limited to, expenses related to Building Maintenance, Grounds & Landscaping Maintenance, Non-Capitalizable Equipment and other Professional Services.

PROJECT TITLE: **PROJECT NUMBER: CM1500000**

BOATING IMPROVEMENT R3M PROGRAM (MP)

CIE REQUIREMENTS: Y

LEVEL OF SERVICE IMPACT: M **PROGRAM: PARKS**

PROJECT DESCRIPTION:

Improvements to various boat ramps and associated amenities as necessary using Boat Fees.

Neighborhood Community Area:

Countywide

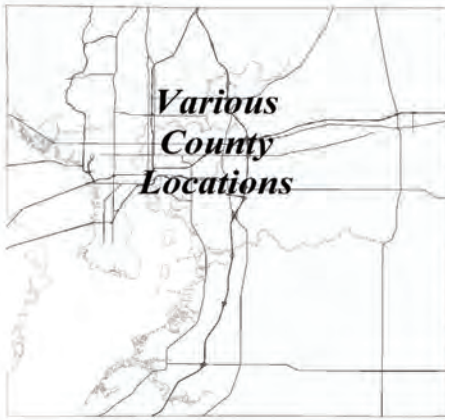

OPERATING COST IMPACT:

No significant change in annual operating costs is anticipated.

PROJECT COMPLETION DATE: Ongoing

Sources of Funds (in $000s)	Total Estimated Sources	Prior Funding	FY 27 Carryforward	FY 27 Additional	FY 28	FY 29	FY 30	FY 31	Future
ARP Funds	$0	$0	$0	$0	$0	$0	$0	$0	$0
Boat Fees	1,118	717	1	400	0	0	0	0	0
CDBG-DR	0	0	0	0	0	0	0	0	0
Community Invest. Tax IV	0	0	0	0	0	0	0	0	0
Financing	0	0	0	0	0	0	0	0	0
General Revenues-CW	0	0	0	0	0	0	0	0	0
General Revenues-ELAP	0	0	0	0	0	0	0	0	0
General Revenues-R3M	0	0	0	0	0	0	0	0	0
General Revenues-UA	0	0	0	0	0	0	0	0	0
Grants & County Match	0	0	0	0	0	0	0	0	0
Impact Fees	0	0	0	0	0	0	0	0	0
Other	0	0	0	0	0	0	0	0	0
Undetermined	0	0	0	0	0	0	0	0	0
Subtotal FY 27			$1	$400					
Total	**$1,118**	**$717**	**$401**		**$0**	**$0**	**$0**	**$0**	**$0**

Uses of Funds (in $000s)	Total Estimated Cost	Prior Expenses	FY 27 Carryforward	FY 27 Additional	FY 28	FY 29	FY 30	FY 31	Future
Capital [1]	$0	$0	$0	$0	$0	$0	$0	$0	$0
Contributions [2]	0	0	0	0	0	0	0	0	0
Non-Capital [3]	1,118	717	1	400	0	0	0	0	0
Subtotal FY 27			$1	$400					
Total	**$1,118**	**$717**	**$401**		**$0**	**$0**	**$0**	**$0**	**$0**

[1] Capital includes, but is not limited to, expenses related to capitalizable Development, Design, Land Acquisition, Equipment, Construction and Administration required to complete the project.

[2] Contributions includes, but is not limited to, funding through an agreement to other Government Agencies, Youth Organizations, Cultural Service Organizations and other Non-Profit Organizations.

[3] Non-Capital includes, but is not limited to, expenses related to Building Maintenance, Grounds & Landscaping Maintenance, Non-Capitalizable Equipment and other Professional Services.

PROJECT TITLE: **PROJECT NUMBER: C83232000**
BRANCHTON REGIONAL PARK
CIE REQUIREMENTS: Y
LEVEL OF SERVICE IMPACT: E **PROGRAM: PARKS**

PROJECT DESCRIPTION:
The project will provide land acquisition, design and construction of a regional park at the County property located at the South-West intersection of Cross Creek Boulevard and Morris Bridge Road to serve the recreational needs of the community in North East Hillsborough County. Project will be constructed in phases as budget will allow.

OPERATING COST IMPACT:
Operating cost is estimated to be an additional $90,000 per year.

PROJECT COMPLETION DATE: Various

Neighborhood Community Area:
East Rural

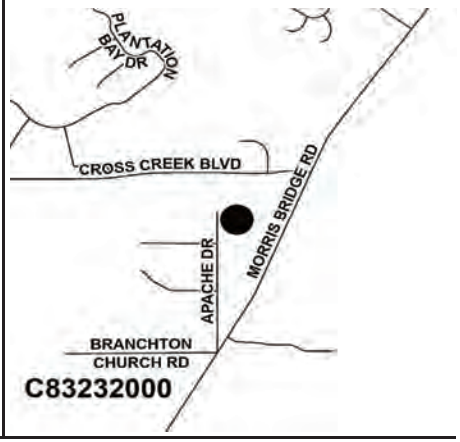

Sources of Funds (in $000s)	Total Estimated Sources	Prior Funding	FY 27 Carryforward	FY 27 Additional	FY 28	FY 29	FY 30	FY 31	Future
ARP Funds	$0	$0	$0	$0	$0	$0	$0	$0	$0
Boat Fees	0	0	0	0	0	0	0	0	0
CDBG-DR	0	0	0	0	0	0	0	0	0
Community Invest. Tax IV	0	0	0	0	0	0	0	0	0
Financing	0	0	0	0	0	0	0	0	0
General Revenues-CW	13,068	8,297	4,771	0	0	0	0	0	0
General Revenues-ELAP	0	0	0	0	0	0	0	0	0
General Revenues-R3M	0	0	0	0	0	0	0	0	0
General Revenues-UA	500	475	25	0	0	0	0	0	0
Grants & County Match	0	0	0	0	0	0	0	0	0
Impact Fees	1,405	1,395	10	0	0	0	0	0	0
Other	0	0	0	0	0	0	0	0	0
Undetermined	0	0	0	0	0	0	0	0	0
Subtotal FY 27			$4,806	$0					
Total	**$14,973**	**$10,167**	**$4,806**		**$0**	**$0**	**$0**	**$0**	**$0**

Uses of Funds (in $000s)	Total Estimated Cost	Prior Expenses	FY 27 Carryforward	FY 27 Additional	FY 28	FY 29	FY 30	FY 31	Future
Capital [1]	$14,962	$10,156	$4,806	$0	$0	$0	$0	$0	$0
Contributions [2]	0	0	0	0	0	0	0	0	0
Non-Capital [3]	11	11	0	0	0	0	0	0	0
Subtotal FY 27			$4,806	$0					
Total	**$14,973**	**$10,167**	**$4,806**		**$0**	**$0**	**$0**	**$0**	**$0**

[1] Capital includes, but is not limited to, expenses related to capitalizable Development, Design, Land Acquisition, Equipment, Construction and Administration required to complete the project.
[2] Contributions includes, but is not limited to, funding through an agreement to other Government Agencies, Youth Organizations, Cultural Service Organizations and other Non-Profit Organizations.
[3] Non-Capital includes, but is not limited to, expenses related to Building Maintenance, Grounds & Landscaping Maintenance, Non-Capitalizable Equipment and other Professional Services.

PROJECT TITLE: **PROJECT NUMBER: C83702000**
CAMP DOROTHY THOMAS CAPITAL CONTRIBUTION
CIE REQUIREMENTS: Y
LEVEL OF SERVICE IMPACT: M **PROGRAM: PARKS**

PROJECT DESCRIPTION:
Contribution of $80,000 to the Girl Scouts of West Central Florida's Camp Dorothy Thomas for the purpose of resurfacing the main Camp Road.

OPERATING COST IMPACT:
There is no annual operating costs to the county.

PROJECT COMPLETION DATE: Contribution

Neighborhood Community Area:
Boyette

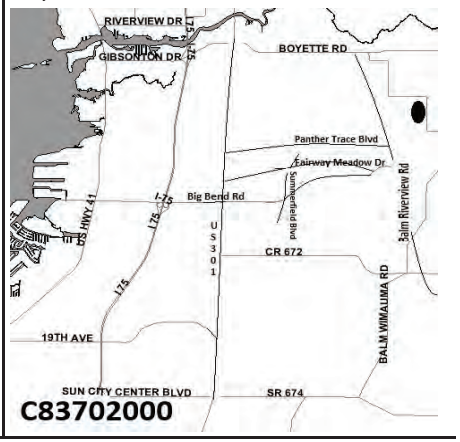

Sources of Funds (in $000s)	Total Estimated Sources	Prior Funding	FY 27 Carryforward	FY 27 Additional	FY 28	FY 29	FY 30	FY 31	Future
ARP Funds	$0	$0	$0	$0	$0	$0	$0	$0	$0
Boat Fees	0	0	0	0	0	0	0	0	0
CDBG-DR	0	0	0	0	0	0	0	0	0
Community Invest. Tax IV	0	0	0	0	0	0	0	0	0
Financing	0	0	0	0	0	0	0	0	0
General Revenues-CW	80	0	80	0	0	0	0	0	0
General Revenues-ELAP	0	0	0	0	0	0	0	0	0
General Revenues-R3M	0	0	0	0	0	0	0	0	0
General Revenues-UA	0	0	0	0	0	0	0	0	0
Grants & County Match	0	0	0	0	0	0	0	0	0
Impact Fees	0	0	0	0	0	0	0	0	0
Other	0	0	0	0	0	0	0	0	0
Undetermined	0	0	0	0	0	0	0	0	0
Subtotal FY 27			$80	$0					
Total	**$80**	**$0**	**$80**		**$0**	**$0**	**$0**	**$0**	**$0**

Uses of Funds (in $000s)	Total Estimated Cost	Prior Expenses	FY 27 Carryforward	FY 27 Additional	FY 28	FY 29	FY 30	FY 31	Future
Capital [1]	$0	$0	$0	$0	$0	$0	$0	$0	$0
Contributions [2]	80	0	80	0	0	0	0	0	0
Non-Capital [3]	0	0	0	0	0	0	0	0	0
Subtotal FY 27			$80	$0					
Total	**$80**	**$0**	**$80**		**$0**	**$0**	**$0**	**$0**	**$0**

[1] Capital includes, but is not limited to, expenses related to capitalizable Development, Design, Land Acquisition, Equipment, Construction and Administration required to complete the project.
[2] Contributions includes, but is not limited to, funding through an agreement to other Government Agencies, Youth Organizations, Cultural Service Organizations and other Non-Profit Organizations.
[3] Non-Capital includes, but is not limited to, expenses related to Building Maintenance, Grounds & Landscaping Maintenance, Non-Capitalizable Equipment and other Professional Services.

PROJECT TITLE: **PROJECT NUMBER: C83694000**
CELM ADA HARDSCAPE UPGRADES AND IMPROVEMENTS (MP)
CIE REQUIREMENTS: Y
LEVEL OF SERVICE IMPACT: E **PROGRAM: PARKS**

PROJECT DESCRIPTION:
This project includes various ADA improvements including sidewalks, concrete pads, parking spaces to improve accessibility throughout Hillsborough County.

Neighborhood Community Area:
Countywide

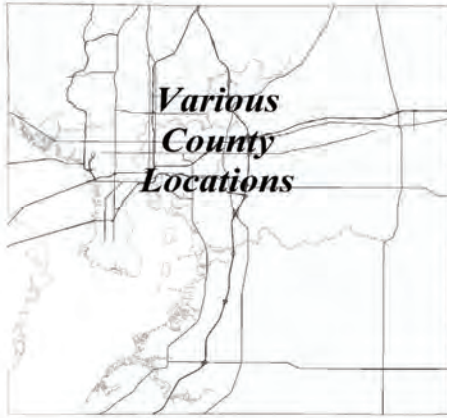

OPERATING COST IMPACT:
No significant change in annual operating costs is anticipated.

PROJECT COMPLETION DATE: TBD

Sources of Funds (in $000s)	Total Estimated Sources	Prior Funding	FY 27 Carryforward	FY 27 Additional	FY 28	FY 29	FY 30	FY 31	Future
ARP Funds	$0	$0	$0	$0	$0	$0	$0	$0	$0
Boat Fees	0	0	0	0	0	0	0	0	0
CDBG-DR	0	0	0	0	0	0	0	0	0
Community Invest. Tax IV	0	0	0	0	0	0	0	0	0
Financing	0	0	0	0	0	0	0	0	0
General Revenues-CW	400	235	165	0	0	0	0	0	0
General Revenues-ELAP	0	0	0	0	0	0	0	0	0
General Revenues-R3M	0	0	0	0	0	0	0	0	0
General Revenues-UA	0	0	0	0	0	0	0	0	0
Grants & County Match	0	0	0	0	0	0	0	0	0
Impact Fees	0	0	0	0	0	0	0	0	0
Other	0	0	0	0	0	0	0	0	0
Undetermined	0	0	0	0	0	0	0	0	0
Subtotal FY 27			$165	$0					
Total	**$400**	**$235**	**$165**		**$0**	**$0**	**$0**	**$0**	**$0**

Uses of Funds (in $000s)	Total Estimated Cost	Prior Expenses	FY 27 Carryforward	FY 27 Additional	FY 28	FY 29	FY 30	FY 31	Future
Capital [1]	$400	$235	$165	$0	$0	$0	$0	$0	$0
Contributions [2]	0	0	0	0	0	0	0	0	0
Non-Capital [3]	0	0	0	0	0	0	0	0	0
Subtotal FY 27			$165	$0					
Total	**$400**	**$235**	**$165**		**$0**	**$0**	**$0**	**$0**	**$0**

[1] Capital includes, but is not limited to, expenses related to capitalizable Development, Design, Land Acquisition, Equipment, Construction and Administration required to complete the project.
[2] Contributions includes, but is not limited to, funding through an agreement to other Government Agencies, Youth Organizations, Cultural Service Organizations and other Non-Profit Organizations.
[3] Non-Capital includes, but is not limited to, expenses related to Building Maintenance, Grounds & Landscaping Maintenance, Non-Capitalizable Equipment and other Professional Services.

PROJECT TITLE: **PROJECT NUMBER: C83681000**
CELM FENCING REPLACEMENT (R3M) (MP)
CIE REQUIREMENTS: Y
LEVEL OF SERVICE IMPACT: M **PROGRAM: PARKS**

PROJECT DESCRIPTION:
Fencing replacement and associated site work at various Conservation and Preserve Parks.

Neighborhood Community Area:
Countywide

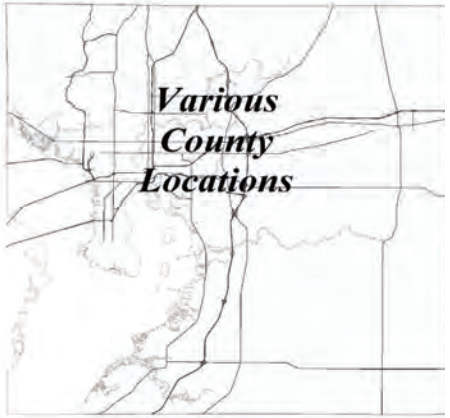

OPERATING COST IMPACT:
No significant change in annual operating costs is anticipated.

PROJECT COMPLETION DATE: Ongoing

Sources of Funds (in $000s)	Total Estimated Sources	Prior Funding	FY 27 Carryforward	FY 27 Additional	FY 28	FY 29	FY 30	FY 31	Future
ARP Funds	$0	$0	$0	$0	$0	$0	$0	$0	$0
Boat Fees	0	0	0	0	0	0	0	0	0
CDBG-DR	0	0	0	0	0	0	0	0	0
Community Invest. Tax IV	0	0	0	0	0	0	0	0	0
Financing	0	0	0	0	0	0	0	0	0
General Revenues-CW	0	0	0	0	0	0	0	0	0
General Revenues-ELAP	0	0	0	0	0	0	0	0	0
General Revenues-R3M	600	400	0	200	0	0	0	0	0
General Revenues-UA	0	0	0	0	0	0	0	0	0
Grants & County Match	0	0	0	0	0	0	0	0	0
Impact Fees	0	0	0	0	0	0	0	0	0
Other	0	0	0	0	0	0	0	0	0
Undetermined	0	0	0	0	0	0	0	0	0
Subtotal FY 27			$0	$200					
Total	**$600**	**$400**	**$200**		**$0**	**$0**	**$0**	**$0**	**$0**

Uses of Funds (in $000s)	Total Estimated Cost	Prior Expenses	FY 27 Carryforward	FY 27 Additional	FY 28	FY 29	FY 30	FY 31	Future
Capital [1]	$0	$0	$0	$0	$0	$0	$0	$0	$0
Contributions [2]	0	0	0	0	0	0	0	0	0
Non-Capital [3]	600	400	0	200	0	0	0	0	0
Subtotal FY 27			$0	$200					
Total	**$600**	**$400**	**$200**		**$0**	**$0**	**$0**	**$0**	**$0**

[1] Capital includes, but is not limited to, expenses related to capitalizable Development, Design, Land Acquisition, Equipment, Construction and Administration required to complete the project.
[2] Contributions includes, but is not limited to, funding through an agreement to other Government Agencies, Youth Organizations, Cultural Service Organizations and other Non-Profit Organizations.
[3] Non-Capital includes, but is not limited to, expenses related to Building Maintenance, Grounds & Landscaping Maintenance, Non-Capitalizable Equipment and other Professional Services.

PROJECT TITLE: **PROJECT NUMBER: C83680000**

CELM HARDSCAPE REPLACEMENTS (R3M) (MP)

CIE REQUIREMENTS: Y

LEVEL OF SERVICE IMPACT: M **PROGRAM: PARKS**

PROJECT DESCRIPTION:

Provide site improvements including ADA access within various conservation and preserve park sites.

Neighborhood Community Area:

Countywide

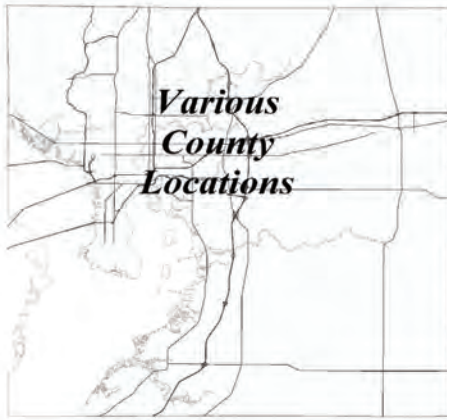

OPERATING COST IMPACT:

No significant change in annual operating costs is anticipated.

PROJECT COMPLETION DATE: Ongoing

Sources of Funds (in $000s)	Total Estimated Sources	Prior Funding	FY 27 Carryforward	FY 27 Additional	FY 28	FY 29	FY 30	FY 31	Future
ARP Funds	$0	$0	$0	$0	$0	$0	$0	$0	$0
Boat Fees	0	0	0	0	0	0	0	0	0
CDBG-DR	0	0	0	0	0	0	0	0	0
Community Invest. Tax IV	0	0	0	0	0	0	0	0	0
Financing	0	0	0	0	0	0	0	0	0
General Revenues-CW	0	0	0	0	0	0	0	0	0
General Revenues-ELAP	0	0	0	0	0	0	0	0	0
General Revenues-R3M	400	323	77	0	0	0	0	0	0
General Revenues-UA	0	0	0	0	0	0	0	0	0
Grants & County Match	0	0	0	0	0	0	0	0	0
Impact Fees	0	0	0	0	0	0	0	0	0
Other	0	0	0	0	0	0	0	0	0
Undetermined	0	0	0	0	0	0	0	0	0
Subtotal FY 27			$77	$0					
Total	**$400**	**$323**	**$77**		**$0**	**$0**	**$0**	**$0**	**$0**

Uses of Funds (in $000s)	Total Estimated Cost	Prior Expenses	FY 27 Carryforward	FY 27 Additional	FY 28	FY 29	FY 30	FY 31	Future
Capital [1]	$85	$85	$0	$0	$0	$0	$0	$0	$0
Contributions [2]	0	0	0	0	0	0	0	0	0
Non-Capital [3]	315	238	77	0	0	0	0	0	0
Subtotal FY 27			$77	$0					
Total	**$400**	**$323**	**$77**		**$0**	**$0**	**$0**	**$0**	**$0**

[1] Capital includes, but is not limited to, expenses related to capitalizable Development, Design, Land Acquisition, Equipment, Construction and Administration required to complete the project.

[2] Contributions includes, but is not limited to, funding through an agreement to other Government Agencies, Youth Organizations, Cultural Service Organizations and other Non-Profit Organizations.

[3] Non-Capital includes, but is not limited to, expenses related to Building Maintenance, Grounds & Landscaping Maintenance, Non-Capitalizable Equipment and other Professional Services.

PROJECT TITLE: **PROJECT NUMBER: C83721000**

CELM INVASIVE PLANT CONTROL IN CONSERVATION PARKS

CIE REQUIREMENTS: Y

LEVEL OF SERVICE IMPACT: M **PROGRAM: PARKS**

PROJECT DESCRIPTION:

Fund contractual services that eradicate established populations of invasive plants from select Conservation Parks. Invasive plants threaten public enjoyment of natural resources by: 1) reducing natural plant and wildlife diversity; 2) decreasing aesthetic value; 3) reducing accessibility; 4) increasing wildfire-related risks.

Neighborhood Community Area:

Countywide

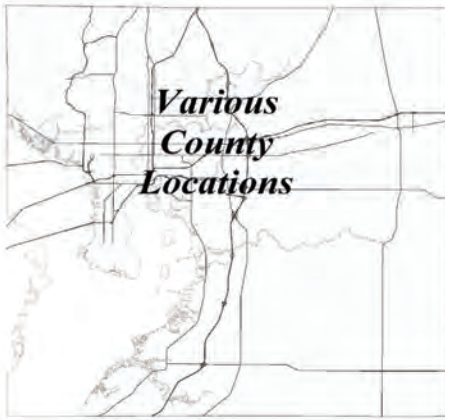

OPERATING COST IMPACT:

No significant change in annual operating costs is anticipated.

PROJECT COMPLETION DATE: TBD

Sources of Funds (in $000s)	Total Estimated Sources	Prior Funding	FY 27 Carryforward	FY 27 Additional	FY 28	FY 29	FY 30	FY 31	Future
ARP Funds	$0	$0	$0	$0	$0	$0	$0	$0	$0
Boat Fees	0	0	0	0	0	0	0	0	0
CDBG-DR	0	0	0	0	0	0	0	0	0
Community Invest. Tax IV	0	0	0	0	0	0	0	0	0
Financing	0	0	0	0	0	0	0	0	0
General Revenues-CW	566	0	0	566	0	0	0	0	0
General Revenues-ELAP	0	0	0	0	0	0	0	0	0
General Revenues-R3M	0	0	0	0	0	0	0	0	0
General Revenues-UA	0	0	0	0	0	0	0	0	0
Grants & County Match	0	0	0	0	0	0	0	0	0
Impact Fees	0	0	0	0	0	0	0	0	0
Other	0	0	0	0	0	0	0	0	0
Undetermined	0	0	0	0	0	0	0	0	0
Subtotal FY 27			$0	$566					
Total	**$566**	**$0**	**$566**		**$0**	**$0**	**$0**	**$0**	**$0**

Uses of Funds (in $000s)	Total Estimated Cost	Prior Expenses	FY 27 Carryforward	FY 27 Additional	FY 28	FY 29	FY 30	FY 31	Future
Capital [1]	$0	$0	$0	$0	$0	$0	$0	$0	$0
Contributions [2]	0	0	0	0	0	0	0	0	0
Non-Capital [3]	566	0	0	566	0	0	0	0	0
Subtotal FY 27			$0	$566					
Total	**$566**	**$0**	**$566**		**$0**	**$0**	**$0**	**$0**	**$0**

[1] Capital includes, but is not limited to, expenses related to capitalizable Development, Design, Land Acquisition, Equipment, Construction and Administration required to complete the project.

[2] Contributions includes, but is not limited to, funding through an agreement to other Government Agencies, Youth Organizations, Cultural Service Organizations and other Non-Profit Organizations.

[3] Non-Capital includes, but is not limited to, expenses related to Building Maintenance, Grounds & Landscaping Maintenance, Non-Capitalizable Equipment and other Professional Services.

PROJECT TITLE: **PROJECT NUMBER: C83722000**

CELM PLANT NURSERY FOR TREE ORDINANCE VIOLATION DONATIONS

CIE REQUIREMENTS: Y

LEVEL OF SERVICE IMPACT: M **PROGRAM: PARKS**

PROJECT DESCRIPTION:

Install a professionally designed nursery and greenhouse at Brooker Creek Buffer Addition ELAPP Preserve that increases mitigation-tree intake capacity and survival, reduces labor and losses, and delivers a reliable supply of viable trees for timely County restoration and conservation park projects.

OPERATING COST IMPACT:

No significant change in annual operating costs is anticipated.

PROJECT COMPLETION DATE: TBD

Neighborhood Community Area:

Countywide

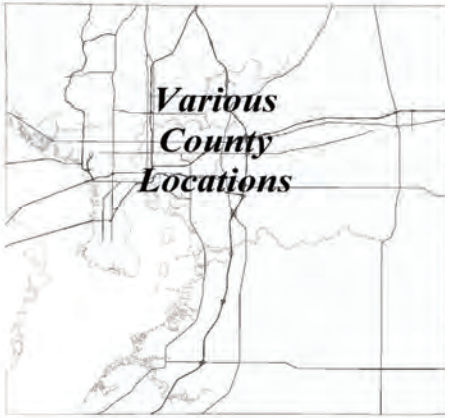

Sources of Funds (in $000s)	Total Estimated Sources	Prior Funding	FY 27 Carryforward	FY 27 Additional	FY 28	FY 29	FY 30	FY 31	Future
ARP Funds	$0	$0	$0	$0	$0	$0	$0	$0	$0
Boat Fees	0	0	0	0	0	0	0	0	0
CDBG-DR	0	0	0	0	0	0	0	0	0
Community Invest. Tax IV	0	0	0	0	0	0	0	0	0
Financing	0	0	0	0	0	0	0	0	0
General Revenues-CW	0	0	0	0	0	0	0	0	0
General Revenues-ELAP	0	0	0	0	0	0	0	0	0
General Revenues-R3M	0	0	0	0	0	0	0	0	0
General Revenues-UA	0	0	0	0	0	0	0	0	0
Grants & County Match	0	0	0	0	0	0	0	0	0
Impact Fees	0	0	0	0	0	0	0	0	0
Other	300	0	0	300	0	0	0	0	0
Undetermined	0	0	0	0	0	0	0	0	0
Subtotal FY 27			$0	$300					
Total	**$300**	**$0**	**$300**		**$0**	**$0**	**$0**	**$0**	**$0**

Uses of Funds (in $000s)	Total Estimated Cost	Prior Expenses	FY 27 Carryforward	FY 27 Additional	FY 28	FY 29	FY 30	FY 31	Future
Capital [1]	$300	$0	$0	$300	$0	$0	$0	$0	$0
Contributions [2]	0	0	0	0	0	0	0	0	0
Non-Capital [3]	0	0	0	0	0	0	0	0	0
Subtotal FY 27			$0	$300					
Total	**$300**	**$0**	**$300**		**$0**	**$0**	**$0**	**$0**	**$0**

[1] Capital includes, but is not limited to, expenses related to capitalizable Development, Design, Land Acquisition, Equipment, Construction and Administration required to complete the project.

[2] Contributions includes, but is not limited to, funding through an agreement to other Government Agencies, Youth Organizations, Cultural Service Organizations and other Non-Profit Organizations.

[3] Non-Capital includes, but is not limited to, expenses related to Building Maintenance, Grounds & Landscaping Maintenance, Non-Capitalizable Equipment and other Professional Services.

PROJECT TITLE: **PROJECT NUMBER: C83645000**

CONCRETE FLATWORK/PARK SIDEWALK AND HARDSCAPE REPAIRS (R3M) (MP)

CIE REQUIREMENTS: Y

LEVEL OF SERVICE IMPACT: M **PROGRAM: PARKS**

PROJECT DESCRIPTION:

Project is for performing repairs and replacements of various sidewalks and concrete hardscapes at various parks.

OPERATING COST IMPACT:

No significant change in annual operating costs is anticipated.

PROJECT COMPLETION DATE: Various

Neighborhood Community Area:

Various

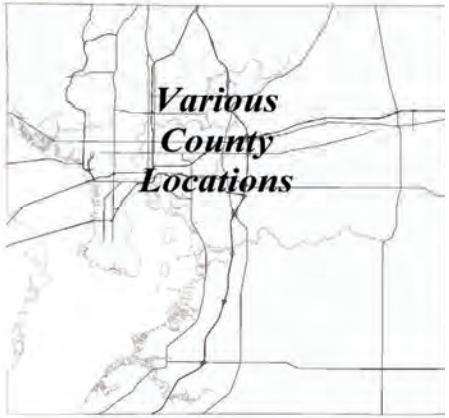

Sources of Funds (in $000s)	Total Estimated Sources	Prior Funding	FY 27 Carryforward	FY 27 Additional	FY 28	FY 29	FY 30	FY 31	Future
ARP Funds	$0	$0	$0	$0	$0	$0	$0	$0	$0
Boat Fees	0	0	0	0	0	0	0	0	0
CDBG-DR	0	0	0	0	0	0	0	0	0
Community Invest. Tax IV	0	0	0	0	0	0	0	0	0
Financing	0	0	0	0	0	0	0	0	0
General Revenues-CW	0	0	0	0	0	0	0	0	0
General Revenues-ELAP	0	0	0	0	0	0	0	0	0
General Revenues-R3M	1,400	1,014	386	0	0	0	0	0	0
General Revenues-UA	0	0	0	0	0	0	0	0	0
Grants & County Match	0	0	0	0	0	0	0	0	0
Impact Fees	0	0	0	0	0	0	0	0	0
Other	0	0	0	0	0	0	0	0	0
Undetermined	0	0	0	0	0	0	0	0	0
Subtotal FY 27			$386	$0					
Total	**$1,400**	**$1,014**	**$386**		**$0**	**$0**	**$0**	**$0**	**$0**

Uses of Funds (in $000s)	Total Estimated Cost	Prior Expenses	FY 27 Carryforward	FY 27 Additional	FY 28	FY 29	FY 30	FY 31	Future
Capital [1]	$0	$0	$0	$0	$0	$0	$0	$0	$0
Contributions [2]	0	0	0	0	0	0	0	0	0
Non-Capital [3]	1,400	1,014	386	0	0	0	0	0	0
Subtotal FY 27			$386	$0					
Total	**$1,400**	**$1,014**	**$386**		**$0**	**$0**	**$0**	**$0**	**$0**

[1] Capital includes, but is not limited to, expenses related to capitalizable Development, Design, Land Acquisition, Equipment, Construction and Administration required to complete the project.

[2] Contributions includes, but is not limited to, funding through an agreement to other Government Agencies, Youth Organizations, Cultural Service Organizations and other Non-Profit Organizations.

[3] Non-Capital includes, but is not limited to, expenses related to Building Maintenance, Grounds & Landscaping Maintenance, Non-Capitalizable Equipment and other Professional Services.

PROJECT TITLE: COUNTYWIDE PARK IMPACT FEE ENHANCEMENTS (MP)
PROJECT NUMBER: C83278000
CIE REQUIREMENTS: Y
LEVEL OF SERVICE IMPACT: E
PROGRAM: PARKS

PROJECT DESCRIPTION:
Improvements to various county parks to increase capacity. Improvements include walking trails, dog parks and various park amenities.

Neighborhood Community Area:
Various

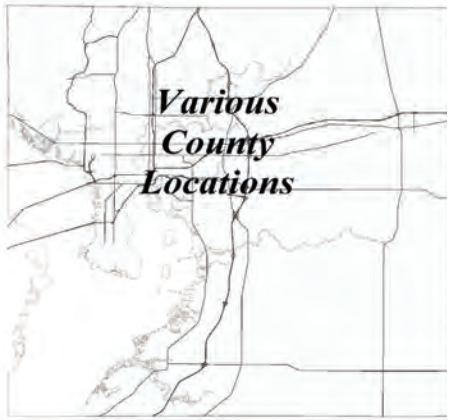

OPERATING COST IMPACT:
Operating costs to be determined on a case-by-case basis at various locations.

PROJECT COMPLETION DATE: Ongoing

Sources of Funds (in $000s)	Total Estimated Sources	Prior Funding	FY 27 Carryforward	FY 27 Additional	FY 28	FY 29	FY 30	FY 31	Future
ARP Funds	$0	$0	$0	$0	$0	$0	$0	$0	$0
Boat Fees	0	0	0	0	0	0	0	0	0
CDBG-DR	0	0	0	0	0	0	0	0	0
Community Invest. Tax IV	0	0	0	0	0	0	0	0	0
Financing	0	0	0	0	0	0	0	0	0
General Revenues-CW	0	0	0	0	0	0	0	0	0
General Revenues-ELAP	0	0	0	0	0	0	0	0	0
General Revenues-R3M	0	0	0	0	0	0	0	0	0
General Revenues-UA	0	0	0	0	0	0	0	0	0
Grants & County Match	0	0	0	0	0	0	0	0	0
Impact Fees	16,440	10,090	6,350	0	0	0	0	0	0
Other	0	0	0	0	0	0	0	0	0
Undetermined	0	0	0	0	0	0	0	0	0
Subtotal FY 27			$6,350	$0					
Total	**$16,440**	**$10,090**	**$6,350**		**$0**	**$0**	**$0**	**$0**	**$0**

Uses of Funds (in $000s)	Total Estimated Cost	Prior Expenses	FY 27 Carryforward	FY 27 Additional	FY 28	FY 29	FY 30	FY 31	Future
Capital [1]	$16,382	$10,031	$6,350	$0	$0	$0	$0	$0	$0
Contributions [2]	0	0	0	0	0	0	0	0	0
Non-Capital [3]	58	58	0	0	0	0	0	0	0
Subtotal FY 27			$6,350	$0					
Total	**$16,440**	**$10,090**	**$6,350**		**$0**	**$0**	**$0**	**$0**	**$0**

[1] Capital includes, but is not limited to, expenses related to capitalizable Development, Design, Land Acquisition, Equipment, Construction and Administration required to complete the project.
[2] Contributions includes, but is not limited to, funding through an agreement to other Government Agencies, Youth Organizations, Cultural Service Organizations and other Non-Profit Organizations.
[3] Non-Capital includes, but is not limited to, expenses related to Building Maintenance, Grounds & Landscaping Maintenance, Non-Capitalizable Equipment and other Professional Services.

PROJECT TITLE: CROSS CREEK PARK CONSTRUCTION
PROJECT NUMBER: C80005000
CIE REQUIREMENTS: Y
LEVEL OF SERVICE IMPACT: F
PROGRAM: PARKS

PROJECT DESCRIPTION:
Construction of a 12-acre neighborhood park on County-owned property adjacent to Pride Elementary. Project scope includes recreation building and associated amenities as budget will allow.

Neighborhood Community Area:
East Rural

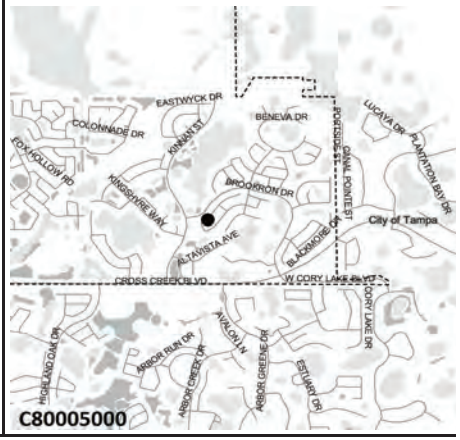

OPERATING COST IMPACT:
Operating cost is estimated to be an additional $466,000 per year.

PROJECT COMPLETION DATE: Post Construction

Sources of Funds (in $000s)	Total Estimated Sources	Prior Funding	FY 27 Carryforward	FY 27 Additional	FY 28	FY 29	FY 30	FY 31	Future
ARP Funds	$0	$0	$0	$0	$0	$0	$0	$0	$0
Boat Fees	0	0	0	0	0	0	0	0	0
CDBG-DR	0	0	0	0	0	0	0	0	0
Community Invest. Tax IV	0	0	0	0	0	0	0	0	0
Financing	0	0	0	0	0	0	0	0	0
General Revenues-CW	4,222	2,636	1,586	0	0	0	0	0	0
General Revenues-ELAP	0	0	0	0	0	0	0	0	0
General Revenues-R3M	0	0	0	0	0	0	0	0	0
General Revenues-UA	7,001	5,722	1,279	0	0	0	0	0	0
Grants & County Match	0	0	0	0	0	0	0	0	0
Impact Fees	882	871	11	0	0	0	0	0	0
Other	0	0	0	0	0	0	0	0	0
Undetermined	0	0	0	0	0	0	0	0	0
Subtotal FY 27			$2,876	$0					
Total	**$12,105**	**$9,229**	**$2,876**		**$0**	**$0**	**$0**	**$0**	**$0**

Uses of Funds (in $000s)	Total Estimated Cost	Prior Expenses	FY 27 Carryforward	FY 27 Additional	FY 28	FY 29	FY 30	FY 31	Future
Capital [1]	$12,094	$9,218	$2,876	$0	$0	$0	$0	$0	$0
Contributions [2]	0	0	0	0	0	0	0	0	0
Non-Capital [3]	11	11	0	0	0	0	0	0	0
Subtotal FY 27			$2,876	$0					
Total	**$12,105**	**$9,229**	**$2,876**		**$0**	**$0**	**$0**	**$0**	**$0**

[1] Capital includes, but is not limited to, expenses related to capitalizable Development, Design, Land Acquisition, Equipment, Construction and Administration required to complete the project.
[2] Contributions includes, but is not limited to, funding through an agreement to other Government Agencies, Youth Organizations, Cultural Service Organizations and other Non-Profit Organizations.
[3] Non-Capital includes, but is not limited to, expenses related to Building Maintenance, Grounds & Landscaping Maintenance, Non-Capitalizable Equipment and other Professional Services.

PROJECT TITLE: **PROJECT NUMBER: C83693000**

ED RADICE COMPLEX FIELD RENOVATIONS

CIE REQUIREMENTS: Y

LEVEL OF SERVICE IMPACT: M **PROGRAM: PARKS**

PROJECT DESCRIPTION:

The project includes the provision of synthetic turf at one existing field. The scope includes engineering and associated site improvements.

OPERATING COST IMPACT:

No significant change in annual operating costs is anticipated.

PROJECT COMPLETION DATE: Apr 2028

Neighborhood Community Area:

Northwest Hillsborough

Sources of Funds (in $000s)	Total Estimated Sources	Prior Funding	FY 27 Carryforward	FY 27 Additional	FY 28	FY 29	FY 30	FY 31	Future
ARP Funds	$0	$0	$0	$0	$0	$0	$0	$0	$0
Boat Fees	0	0	0	0	0	0	0	0	0
CDBG-DR	0	0	0	0	0	0	0	0	0
Community Invest. Tax IV	0	0	0	0	0	0	0	0	0
Financing	0	0	0	0	0	0	0	0	0
General Revenues-CW	0	0	0	0	0	0	0	0	0
General Revenues-ELAP	0	0	0	0	0	0	0	0	0
General Revenues-R3M	0	0	0	0	0	0	0	0	0
General Revenues-UA	3,300	32	1,768	1,500	0	0	0	0	0
Grants & County Match	0	0	0	0	0	0	0	0	0
Impact Fees	0	0	0	0	0	0	0	0	0
Other	0	0	0	0	0	0	0	0	0
Undetermined	0	0	0	0	0	0	0	0	0
Subtotal FY 27			$1,768	$1,500					
Total	**$3,300**	**$32**	**$3,268**		**$0**	**$0**	**$0**	**$0**	**$0**

Uses of Funds (in $000s)	Total Estimated Cost	Prior Expenses	FY 27 Carryforward	FY 27 Additional	FY 28	FY 29	FY 30	FY 31	Future
Capital [1]	$3,300	$32	$1,768	$1,500	$0	$0	$0	$0	$0
Contributions [2]	0	0	0	0	0	0	0	0	0
Non-Capital [3]	0	0	0	0	0	0	0	0	0
Subtotal FY 27			$1,768	$1,500					
Total	**$3,300**	**$32**	**$3,268**		**$0**	**$0**	**$0**	**$0**	**$0**

[1] Capital includes, but is not limited to, expenses related to capitalizable Development, Design, Land Acquisition, Equipment, Construction and Administration required to complete the project.

[2] Contributions includes, but is not limited to, funding through an agreement to other Government Agencies, Youth Organizations, Cultural Service Organizations and other Non-Profit Organizations.

[3] Non-Capital includes, but is not limited to, expenses related to Building Maintenance, Grounds & Landscaping Maintenance, Non-Capitalizable Equipment and other Professional Services.

PROJECT TITLE: **PROJECT NUMBER: C83696000**

EDWARD MEDARD ALL INCLUSIVE PLAYGROUND

CIE REQUIREMENTS: Y

LEVEL OF SERVICE IMPACT: E **PROGRAM: PARKS**

PROJECT DESCRIPTION:

Engineering and construction of a new accessible playground and supporting infrastructure at Edward Medard Park. This will provide a modern design and amenities to encourage outdoor play and socialization while enhancing public safety.

OPERATING COST IMPACT:

No significant change in annual operating costs is anticipated.

PROJECT COMPLETION DATE: TBD

Neighborhood Community Area:

East Rural

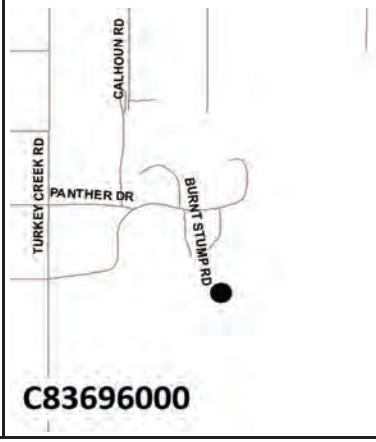

Sources of Funds (in $000s)	Total Estimated Sources	Prior Funding	FY 27 Carryforward	FY 27 Additional	FY 28	FY 29	FY 30	FY 31	Future
ARP Funds	$0	$0	$0	$0	$0	$0	$0	$0	$0
Boat Fees	0	0	0	0	0	0	0	0	0
CDBG-DR	0	0	0	0	0	0	0	0	0
Community Invest. Tax IV	0	0	0	0	0	0	0	0	0
Financing	0	0	0	0	0	0	0	0	0
General Revenues-CW	900	758	142	0	0	0	0	0	0
General Revenues-ELAP	0	0	0	0	0	0	0	0	0
General Revenues-R3M	0	0	0	0	0	0	0	0	0
General Revenues-UA	0	0	0	0	0	0	0	0	0
Grants & County Match	0	0	0	0	0	0	0	0	0
Impact Fees	0	0	0	0	0	0	0	0	0
Other	0	0	0	0	0	0	0	0	0
Undetermined	0	0	0	0	0	0	0	0	0
Subtotal FY 27			$142	$0					
Total	**$900**	**$758**	**$142**		**$0**	**$0**	**$0**	**$0**	**$0**

Uses of Funds (in $000s)	Total Estimated Cost	Prior Expenses	FY 27 Carryforward	FY 27 Additional	FY 28	FY 29	FY 30	FY 31	Future
Capital [1]	$900	$758	$142	$0	$0	$0	$0	$0	$0
Contributions [2]	0	0	0	0	0	0	0	0	0
Non-Capital [3]	0	0	0	0	0	0	0	0	0
Subtotal FY 27			$142	$0					
Total	**$900**	**$758**	**$142**		**$0**	**$0**	**$0**	**$0**	**$0**

[1] Capital includes, but is not limited to, expenses related to capitalizable Development, Design, Land Acquisition, Equipment, Construction and Administration required to complete the project.

[2] Contributions includes, but is not limited to, funding through an agreement to other Government Agencies, Youth Organizations, Cultural Service Organizations and other Non-Profit Organizations.

[3] Non-Capital includes, but is not limited to, expenses related to Building Maintenance, Grounds & Landscaping Maintenance, Non-Capitalizable Equipment and other Professional Services.

PROJECT TITLE:
EG SIMMONS SHELTER REPLACEMENT (R3M)
CIE REQUIREMENTS: Y
LEVEL OF SERVICE IMPACT: M

PROJECT NUMBER: C83659000

PROGRAM: PARKS

PROJECT DESCRIPTION:
This project is for the scheduled life cycle replacement of the wood picnic shelters that have reached its life expectancy.

Neighborhood Community Area:
Apollo Beach

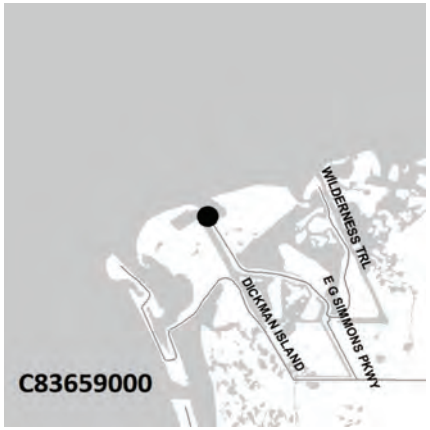

OPERATING COST IMPACT:
No significant change in annual operating costs is anticipated.

PROJECT COMPLETION DATE: Oct 2027

Sources of Funds (in $000s)	Total Estimated Sources	Prior Funding	FY 27 Carryforward	FY 27 Additional	FY 28	FY 29	FY 30	FY 31	Future
ARP Funds	$0	$0	$0	$0	$0	$0	$0	$0	$0
Boat Fees	0	0	0	0	0	0	0	0	0
CDBG-DR	0	0	0	0	0	0	0	0	0
Community Invest. Tax IV	0	0	0	0	0	0	0	0	0
Financing	0	0	0	0	0	0	0	0	0
General Revenues-CW	0	0	0	0	0	0	0	0	0
General Revenues-ELAP	0	0	0	0	0	0	0	0	0
General Revenues-R3M	500	200	300	0	0	0	0	0	0
General Revenues-UA	0	0	0	0	0	0	0	0	0
Grants & County Match	0	0	0	0	0	0	0	0	0
Impact Fees	0	0	0	0	0	0	0	0	0
Other	0	0	0	0	0	0	0	0	0
Undetermined	0	0	0	0	0	0	0	0	0
Subtotal FY 27			$300	$0					
Total	**$500**	**$200**	**$300**		**$0**	**$0**	**$0**	**$0**	**$0**

Uses of Funds (in $000s)	Total Estimated Cost	Prior Expenses	FY 27 Carryforward	FY 27 Additional	FY 28	FY 29	FY 30	FY 31	Future
Capital [1]	$0	$0	$0	$0	$0	$0	$0	$0	$0
Contributions [2]	0	0	0	0	0	0	0	0	0
Non-Capital [3]	500	200	300	0	0	0	0	0	0
Subtotal FY 27			$300	$0					
Total	**$500**	**$200**	**$300**		**$0**	**$0**	**$0**	**$0**	**$0**

[1] Capital includes, but is not limited to, expenses related to capitalizable Development, Design, Land Acquisition, Equipment, Construction and Administration required to complete the project.
[2] Contributions includes, but is not limited to, funding through an agreement to other Government Agencies, Youth Organizations, Cultural Service Organizations and other Non-Profit Organizations.
[3] Non-Capital includes, but is not limited to, expenses related to Building Maintenance, Grounds & Landscaping Maintenance, Non-Capitalizable Equipment and other Professional Services.

PROJECT TITLE:
EG SIMMONS/ECO TOURISM
CIE REQUIREMENTS: Y
LEVEL OF SERVICE IMPACT: E

PROJECT NUMBER: C83247000

PROGRAM: PARKS

PROJECT DESCRIPTION:
The project includes the design and construction of improvements to the EG Simmons Park such as each erosion control and other amenities to expand eco-friendly and recreational activities at the park. Additional phases to include campground renovations including public utilities connections and associated site work.

Neighborhood Community Area:
Apollo Beach

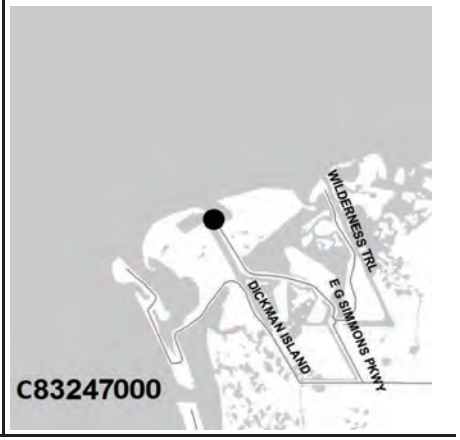

OPERATING COST IMPACT:
Operating cost impact is estimated to be an additional $15,000 per year.

PROJECT COMPLETION DATE: Various

Sources of Funds (in $000s)	Total Estimated Sources	Prior Funding	FY 27 Carryforward	FY 27 Additional	FY 28	FY 29	FY 30	FY 31	Future
ARP Funds	$0	$0	$0	$0	$0	$0	$0	$0	$0
Boat Fees	0	0	0	0	0	0	0	0	0
CDBG-DR	0	0	0	0	0	0	0	0	0
Community Invest. Tax IV	0	0	0	0	0	0	0	0	0
Financing	1,023	1,023	0	0	0	0	0	0	0
General Revenues-CW	928	749	179	0	0	0	0	0	0
General Revenues-ELAP	0	0	0	0	0	0	0	0	0
General Revenues-R3M	750	110	640	0	0	0	0	0	0
General Revenues-UA	0	0	0	0	0	0	0	0	0
Grants & County Match	0	0	0	0	0	0	0	0	0
Impact Fees	409	231	178	0	0	0	0	0	0
Other	0	0	0	0	0	0	0	0	0
Undetermined	0	0	0	0	0	0	0	0	0
Subtotal FY 27			$997	$0					
Total	**$3,110**	**$2,113**	**$997**		**$0**	**$0**	**$0**	**$0**	**$0**

Uses of Funds (in $000s)	Total Estimated Cost	Prior Expenses	FY 27 Carryforward	FY 27 Additional	FY 28	FY 29	FY 30	FY 31	Future
Capital [1]	$2,211	$1,854	$357	$0	$0	$0	$0	$0	$0
Contributions [2]	0	0	0	0	0	0	0	0	0
Non-Capital [3]	899	259	640	0	0	0	0	0	0
Subtotal FY 27			$997	$0					
Total	**$3,110**	**$2,113**	**$997**		**$0**	**$0**	**$0**	**$0**	**$0**

[1] Capital includes, but is not limited to, expenses related to capitalizable Development, Design, Land Acquisition, Equipment, Construction and Administration required to complete the project.
[2] Contributions includes, but is not limited to, funding through an agreement to other Government Agencies, Youth Organizations, Cultural Service Organizations and other Non-Profit Organizations.
[3] Non-Capital includes, but is not limited to, expenses related to Building Maintenance, Grounds & Landscaping Maintenance, Non-Capitalizable Equipment and other Professional Services.

PROJECT TITLE: **PROJECT NUMBER: C83668000**

ELAPP SITE ACCESS MANAGEMENT AND SAFETY IMPROVEMENTS (MP)

CIE REQUIREMENTS: Y

LEVEL OF SERVICE IMPACT: F **PROGRAM: PARKS**

PROJECT DESCRIPTION:

Project will design and construct access improvements including trailheads, bridges, and hardscapes within multiple ELAPP sites.

Neighborhood Community Area:

Various

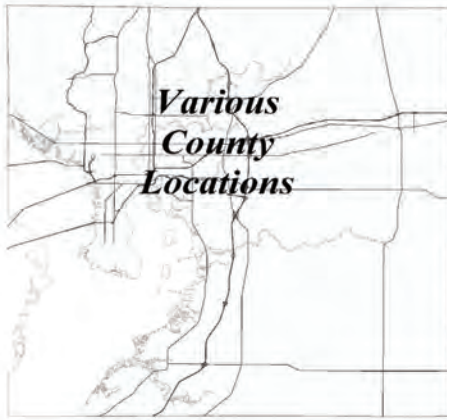

OPERATING COST IMPACT:

No significant change in annual operating costs is anticipated.

PROJECT COMPLETION DATE: Various

Sources of Funds (in $000s)	Total Estimated Sources	Prior Funding	FY 27 Carryforward	FY 27 Additional	FY 28	FY 29	FY 30	FY 31	Future
ARP Funds	$0	$0	$0	$0	$0	$0	$0	$0	$0
Boat Fees	0	0	0	0	0	0	0	0	0
CDBG-DR	0	0	0	0	0	0	0	0	0
Community Invest. Tax IV	6,000	805	5,195	0	0	0	0	0	0
Financing	0	0	0	0	0	0	0	0	0
General Revenues-CW	0	0	0	0	0	0	0	0	0
General Revenues-ELAP	0	0	0	0	0	0	0	0	0
General Revenues-R3M	0	0	0	0	0	0	0	0	0
General Revenues-UA	0	0	0	0	0	0	0	0	0
Grants & County Match	0	0	0	0	0	0	0	0	0
Impact Fees	0	0	0	0	0	0	0	0	0
Other	0	0	0	0	0	0	0	0	0
Undetermined	0	0	0	0	0	0	0	0	0
Subtotal FY 27			$5,195	$0					
Total	**$6,000**	**$805**	**$5,195**		**$0**	**$0**	**$0**	**$0**	**$0**

Uses of Funds (in $000s)	Total Estimated Cost	Prior Expenses	FY 27 Carryforward	FY 27 Additional	FY 28	FY 29	FY 30	FY 31	Future
Capital [1]	$6,000	$805	$5,195	$0	$0	$0	$0	$0	$0
Contributions [2]	0	0	0	0	0	0	0	0	0
Non-Capital [3]	0	0	0	0	0	0	0	0	0
Subtotal FY 27			$5,195	$0					
Total	**$6,000**	**$805**	**$5,195**		**$0**	**$0**	**$0**	**$0**	**$0**

[1] Capital includes, but is not limited to, expenses related to capitalizable Development, Design, Land Acquisition, Equipment, Construction and Administration required to complete the project.

[2] Contributions includes, but is not limited to, funding through an agreement to other Government Agencies, Youth Organizations, Cultural Service Organizations and other Non-Profit Organizations.

[3] Non-Capital includes, but is not limited to, expenses related to Building Maintenance, Grounds & Landscaping Maintenance, Non-Capitalizable Equipment and other Professional Services.

PROJECT TITLE: **PROJECT NUMBER: C83723000**

FLOOD MITIGATION - ENVIRONMENTAL LAND RESTORATION - CDBG-DR (MP)

CIE REQUIREMENTS: Y

LEVEL OF SERVICE IMPACT: M **PROGRAM: PARKS**

PROJECT DESCRIPTION:

This project will restore, enhance and acquire environmentally sensitive lands to reduce storm surge, coastal and other flooding impacts.

Neighborhood Community Area:

Countywide

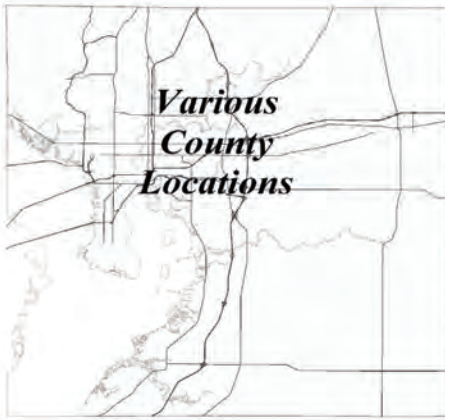

OPERATING COST IMPACT:

No significant change in annual operating costs is anticipated.

PROJECT COMPLETION DATE: Ongoing

Sources of Funds (in $000s)	Total Estimated Sources	Prior Funding	FY 27 Carryforward	FY 27 Additional	FY 28	FY 29	FY 30	FY 31	Future
ARP Funds	$0	$0	$0	$0	$0	$0	$0	$0	$0
Boat Fees	0	0	0	0	0	0	0	0	0
CDBG-DR	18,000	0	18,000	0	0	0	0	0	0
Community Invest. Tax IV	0	0	0	0	0	0	0	0	0
Financing	0	0	0	0	0	0	0	0	0
General Revenues-CW	0	0	0	0	0	0	0	0	0
General Revenues-ELAP	0	0	0	0	0	0	0	0	0
General Revenues-R3M	0	0	0	0	0	0	0	0	0
General Revenues-UA	0	0	0	0	0	0	0	0	0
Grants & County Match	0	0	0	0	0	0	0	0	0
Impact Fees	0	0	0	0	0	0	0	0	0
Other	0	0	0	0	0	0	0	0	0
Undetermined	0	0	0	0	0	0	0	0	0
Subtotal FY 27			$18,000	$0					
Total	**$18,000**	**$0**	**$18,000**		**$0**	**$0**	**$0**	**$0**	**$0**

Uses of Funds (in $000s)	Total Estimated Cost	Prior Expenses	FY 27 Carryforward	FY 27 Additional	FY 28	FY 29	FY 30	FY 31	Future
Capital [1]	$10,000	$0	$10,000	$0	$0	$0	$0	$0	$0
Contributions [2]	0	0	0	0	0	0	0	0	0
Non-Capital [3]	8,000	0	8,000	0	0	0	0	0	0
Subtotal FY 27			$18,000	$0					
Total	**$18,000**	**$0**	**$18,000**		**$0**	**$0**	**$0**	**$0**	**$0**

[1] Capital includes, but is not limited to, expenses related to capitalizable Development, Design, Land Acquisition, Equipment, Construction and Administration required to complete the project.

[2] Contributions includes, but is not limited to, funding through an agreement to other Government Agencies, Youth Organizations, Cultural Service Organizations and other Non-Profit Organizations.

[3] Non-Capital includes, but is not limited to, expenses related to Building Maintenance, Grounds & Landscaping Maintenance, Non-Capitalizable Equipment and other Professional Services.

PROJECT TITLE: GREATER HILLSBOROUGH COUNTY FAIR ASSOCIATION CONTRIBUTION
PROJECT NUMBER: C83703000
CIE REQUIREMENTS: Y
LEVEL OF SERVICE IMPACT: M
PROGRAM: PARKS

PROJECT DESCRIPTION:
Contribution of $80,000 to the Greater Hillsborough County Fair Association for the purpose of constructing a sidewalk along Sydney Washer Road.

Neighborhood Community Area:
East Rural

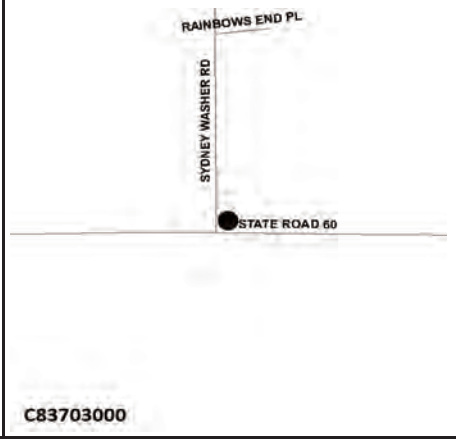

OPERATING COST IMPACT:
There is no annual operating costs to the county.

PROJECT COMPLETION DATE: Contribution

Sources of Funds (in $000s)	Total Estimated Sources	Prior Funding	FY 27 Carryforward	FY 27 Additional	FY 28	FY 29	FY 30	FY 31	Future
ARP Funds	$0	$0	$0	$0	$0	$0	$0	$0	$0
Boat Fees	0	0	0	0	0	0	0	0	0
CDBG-DR	0	0	0	0	0	0	0	0	0
Community Invest. Tax IV	0	0	0	0	0	0	0	0	0
Financing	0	0	0	0	0	0	0	0	0
General Revenues-CW	80	0	80	0	0	0	0	0	0
General Revenues-ELAP	0	0	0	0	0	0	0	0	0
General Revenues-R3M	0	0	0	0	0	0	0	0	0
General Revenues-UA	0	0	0	0	0	0	0	0	0
Grants & County Match	0	0	0	0	0	0	0	0	0
Impact Fees	0	0	0	0	0	0	0	0	0
Other	0	0	0	0	0	0	0	0	0
Undetermined	0	0	0	0	0	0	0	0	0
Subtotal FY 27			$80	$0					
Total	**$80**	**$0**	**$80**		**$0**	**$0**	**$0**	**$0**	**$0**

Uses of Funds (in $000s)	Total Estimated Cost	Prior Expenses	FY 27 Carryforward	FY 27 Additional	FY 28	FY 29	FY 30	FY 31	Future
Capital [1]	$0	$0	$0	$0	$0	$0	$0	$0	$0
Contributions [2]	80	0	80	0	0	0	0	0	0
Non-Capital [3]	0	0	0	0	0	0	0	0	0
Subtotal FY 27			$80	$0					
Total	**$80**	**$0**	**$80**		**$0**	**$0**	**$0**	**$0**	**$0**

[1] Capital includes, but is not limited to, expenses related to capitalizable Development, Design, Land Acquisition, Equipment, Construction and Administration required to complete the project.
[2] Contributions includes, but is not limited to, funding through an agreement to other Government Agencies, Youth Organizations, Cultural Service Organizations and other Non-Profit Organizations.
[3] Non-Capital includes, but is not limited to, expenses related to Building Maintenance, Grounds & Landscaping Maintenance, Non-Capitalizable Equipment and other Professional Services.

PROJECT TITLE: HI 5, INC. CAPITAL CONTRIBUTION
PROJECT NUMBER: C83713000
CIE REQUIREMENTS: Y
LEVEL OF SERVICE IMPACT: M
PROGRAM: PARKS

PROJECT DESCRIPTION:
Contribution of $317,100 to Hi 5, Inc. for capital improvements to the facility.

Neighborhood Community Area:
Brandon

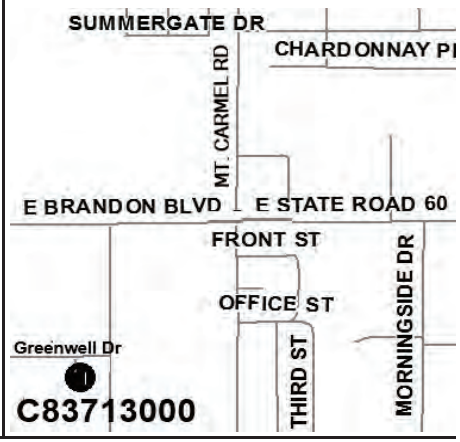

OPERATING COST IMPACT:
There is no annual operating costs to the county.

PROJECT COMPLETION DATE: Contribution

Sources of Funds (in $000s)	Total Estimated Sources	Prior Funding	FY 27 Carryforward	FY 27 Additional	FY 28	FY 29	FY 30	FY 31	Future
ARP Funds	$0	$0	$0	$0	$0	$0	$0	$0	$0
Boat Fees	0	0	0	0	0	0	0	0	0
CDBG-DR	0	0	0	0	0	0	0	0	0
Community Invest. Tax IV	0	0	0	0	0	0	0	0	0
Financing	0	0	0	0	0	0	0	0	0
General Revenues-CW	317	0	317	0	0	0	0	0	0
General Revenues-ELAP	0	0	0	0	0	0	0	0	0
General Revenues-R3M	0	0	0	0	0	0	0	0	0
General Revenues-UA	0	0	0	0	0	0	0	0	0
Grants & County Match	0	0	0	0	0	0	0	0	0
Impact Fees	0	0	0	0	0	0	0	0	0
Other	0	0	0	0	0	0	0	0	0
Undetermined	0	0	0	0	0	0	0	0	0
Subtotal FY 27			$317	$0					
Total	**$317**	**$0**	**$317**		**$0**	**$0**	**$0**	**$0**	**$0**

Uses of Funds (in $000s)	Total Estimated Cost	Prior Expenses	FY 27 Carryforward	FY 27 Additional	FY 28	FY 29	FY 30	FY 31	Future
Capital [1]	$0	$0	$0	$0	$0	$0	$0	$0	$0
Contributions [2]	317	0	317	0	0	0	0	0	0
Non-Capital [3]	0	0	0	0	0	0	0	0	0
Subtotal FY 27			$317	$0					
Total	**$317**	**$0**	**$317**		**$0**	**$0**	**$0**	**$0**	**$0**

[1] Capital includes, but is not limited to, expenses related to capitalizable Development, Design, Land Acquisition, Equipment, Construction and Administration required to complete the project.
[2] Contributions includes, but is not limited to, funding through an agreement to other Government Agencies, Youth Organizations, Cultural Service Organizations and other Non-Profit Organizations.
[3] Non-Capital includes, but is not limited to, expenses related to Building Maintenance, Grounds & Landscaping Maintenance, Non-Capitalizable Equipment and other Professional Services.

PROJECT TITLE: **PROJECT NUMBER: C83715000**

HILLSBOROUGH COUNTY CEMETERY MAINTENANCE & REPAIRS (R3M) (MP)

CIE REQUIREMENTS: Y

LEVEL OF SERVICE IMPACT: M **PROGRAM: PARKS**

PROJECT DESCRIPTION:

This project is for performing necessary repairs and replacements of fencing, sidewalks, and driveways at various public cemeteries maintained by the Hillsborough County Parks and Recreation Department. Work will be prioritized based on current conditions and life cycle replacement cycles.

OPERATING COST IMPACT:

No significant change in annual operating costs is anticipated.

PROJECT COMPLETION DATE: Ongoing

Neighborhood Community Area:

Countywide

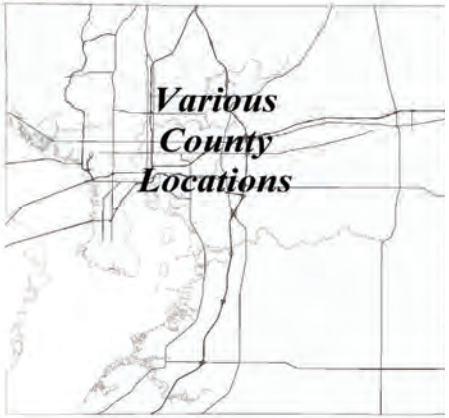

Sources of Funds (in $000s)	Total Estimated Sources	Prior Funding	FY 27 Carryforward	FY 27 Additional	FY 28	FY 29	FY 30	FY 31	Future
ARP Funds	$0	$0	$0	$0	$0	$0	$0	$0	$0
Boat Fees	0	0	0	0	0	0	0	0	0
CDBG-DR	0	0	0	0	0	0	0	0	0
Community Invest. Tax IV	0	0	0	0	0	0	0	0	0
Financing	0	0	0	0	0	0	0	0	0
General Revenues-CW	0	0	0	0	0	0	0	0	0
General Revenues-ELAP	0	0	0	0	0	0	0	0	0
General Revenues-R3M	200	0	0	200	0	0	0	0	0
General Revenues-UA	0	0	0	0	0	0	0	0	0
Grants & County Match	0	0	0	0	0	0	0	0	0
Impact Fees	0	0	0	0	0	0	0	0	0
Other	0	0	0	0	0	0	0	0	0
Undetermined	0	0	0	0	0	0	0	0	0
Subtotal FY 27			$0	$200					
Total	**$200**	**$0**	**$200**		**$0**	**$0**	**$0**	**$0**	**$0**

Uses of Funds (in $000s)	Total Estimated Cost	Prior Expenses	FY 27 Carryforward	FY 27 Additional	FY 28	FY 29	FY 30	FY 31	Future
Capital [1]	$0	$0	$0	$0	$0	$0	$0	$0	$0
Contributions [2]	0	0	0	0	0	0	0	0	0
Non-Capital [3]	200	0	0	200	0	0	0	0	0
Subtotal FY 27			$0	$200					
Total	**$200**	**$0**	**$200**		**$0**	**$0**	**$0**	**$0**	**$0**

[1] Capital includes, but is not limited to, expenses related to capitalizable Development, Design, Land Acquisition, Equipment, Construction and Administration required to complete the project.

[2] Contributions includes, but is not limited to, funding through an agreement to other Government Agencies, Youth Organizations, Cultural Service Organizations and other Non-Profit Organizations.

[3] Non-Capital includes, but is not limited to, expenses related to Building Maintenance, Grounds & Landscaping Maintenance, Non-Capitalizable Equipment and other Professional Services.

PROJECT TITLE: **PROJECT NUMBER: C83312000**

INDOOR ATHLETIC FACILITY

CIE REQUIREMENTS: Y

LEVEL OF SERVICE IMPACT: F **PROGRAM: PARKS**

PROJECT DESCRIPTION:

The BOCC approved $2 million for a potential indoor athletic facility. The location selected is at the existing MOSI property on Fowler Avenue which is to be redeveloped for various uses. Scope and additional funding for the indoor facility are to be determined.

OPERATING COST IMPACT:

Operating cost impact to be determined in the future.

PROJECT COMPLETION DATE: TBD

Neighborhood Community Area:

To Be Determined

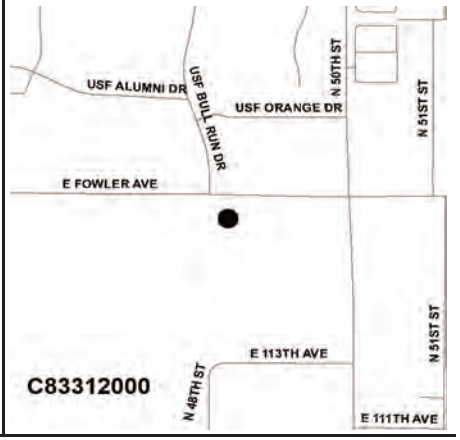

Sources of Funds (in $000s)	Total Estimated Sources	Prior Funding	FY 27 Carryforward	FY 27 Additional	FY 28	FY 29	FY 30	FY 31	Future
ARP Funds	$0	$0	$0	$0	$0	$0	$0	$0	$0
Boat Fees	0	0	0	0	0	0	0	0	0
CDBG-DR	0	0	0	0	0	0	0	0	0
Community Invest. Tax IV	0	0	0	0	0	0	0	0	0
Financing	0	0	0	0	0	0	0	0	0
General Revenues-CW	10,000	0	0	10,000	0	0	0	0	0
General Revenues-ELAP	0	0	0	0	0	0	0	0	0
General Revenues-R3M	0	0	0	0	0	0	0	0	0
General Revenues-UA	0	0	0	0	0	0	0	0	0
Grants & County Match	0	0	0	0	0	0	0	0	0
Impact Fees	0	0	0	0	0	0	0	0	0
Other	5,018	5,018	0	0	0	0	0	0	0
Undetermined	0	0	0	0	0	0	0	0	0
Subtotal FY 27			$0	$10,000					
Total	**$15,018**	**$5,018**	**$10,000**		**$0**	**$0**	**$0**	**$0**	**$0**

Uses of Funds (in $000s)	Total Estimated Cost	Prior Expenses	FY 27 Carryforward	FY 27 Additional	FY 28	FY 29	FY 30	FY 31	Future
Capital [1]	$15,018	$5,018	$0	$10,000	$0	$0	$0	$0	$0
Contributions [2]	0	0	0	0	0	0	0	0	0
Non-Capital [3]	0	0	0	0	0	0	0	0	0
Subtotal FY 27			$0	$10,000					
Total	**$15,018**	**$5,018**	**$10,000**		**$0**	**$0**	**$0**	**$0**	**$0**

[1] Capital includes, but is not limited to, expenses related to capitalizable Development, Design, Land Acquisition, Equipment, Construction and Administration required to complete the project.

[2] Contributions includes, but is not limited to, funding through an agreement to other Government Agencies, Youth Organizations, Cultural Service Organizations and other Non-Profit Organizations.

[3] Non-Capital includes, but is not limited to, expenses related to Building Maintenance, Grounds & Landscaping Maintenance, Non-Capitalizable Equipment and other Professional Services.

PROJECT TITLE: **PROJECT NUMBER: C89900000**

JAN K PLATT (ELAPP) PROPERTY ACQUISITION CAPITAL PROJECT (MP)

CIE REQUIREMENTS: Y

LEVEL OF SERVICE IMPACT: F **PROGRAM: PARKS**

PROJECT DESCRIPTION:

This project represents available funds to preserve and buy environmentally sensitive and significant lands throughout Hillsborough County that have been approved for preservation through the Jan K. Platt Environmental Lands Acquisition and Protection Program (ELAPP).

Neighborhood Community Area:

Countywide

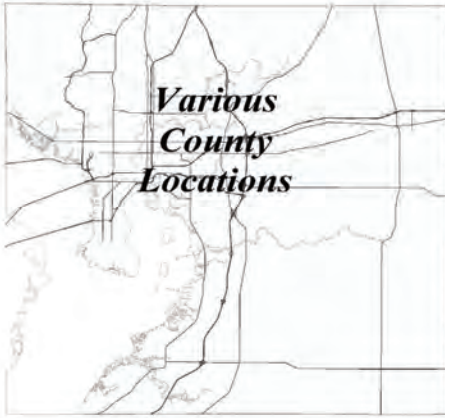

OPERATING COST IMPACT:

Operating cost is to be determined based on land acquisition.

PROJECT COMPLETION DATE: Ongoing

Sources of Funds (in $000s)	Total Estimated Sources	Prior Funding	FY 27 Carryforward	FY 27 Additional	FY 28	FY 29	FY 30	FY 31	Future
ARP Funds	$0	$0	$0	$0	$0	$0	$0	$0	$0
Boat Fees	0	0	0	0	0	0	0	0	0
CDBG-DR	0	0	0	0	0	0	0	0	0
Community Invest. Tax IV	0	0	0	0	0	0	0	0	0
Financing	119,069	106,384	12,685	0	0	0	0	0	0
General Revenues-CW	0	0	0	0	0	0	0	0	0
General Revenues-ELAP	3,250	131	3,119	0	0	0	0	0	0
General Revenues-R3M	0	0	0	0	0	0	0	0	0
General Revenues-UA	0	0	0	0	0	0	0	0	0
Grants & County Match	3,791	3,298	492	0	0	0	0	0	0
Impact Fees	0	0	0	0	0	0	0	0	0
Other	0	0	0	0	0	0	0	0	0
Undetermined	0	0	0	0	0	0	0	0	0
Subtotal FY 27			$16,296	$0					
Total	**$126,110**	**$109,814**	**$16,296**		**$0**	**$0**	**$0**	**$0**	**$0**

Uses of Funds (in $000s)	Total Estimated Cost	Prior Expenses	FY 27 Carryforward	FY 27 Additional	FY 28	FY 29	FY 30	FY 31	Future
Capital [1]	$126,110	$109,814	$16,296	$0	$0	$0	$0	$0	$0
Contributions [2]	0	0	0	0	0	0	0	0	0
Non-Capital [3]	0	0	0	0	0	0	0	0	0
Subtotal FY 27			$16,296	$0					
Total	**$126,110**	**$109,814**	**$16,296**		**$0**	**$0**	**$0**	**$0**	**$0**

[1] Capital includes, but is not limited to, expenses related to capitalizable Development, Design, Land Acquisition, Equipment, Construction and Administration required to complete the project.

[2] Contributions includes, but is not limited to, funding through an agreement to other Government Agencies, Youth Organizations, Cultural Service Organizations and other Non-Profit Organizations.

[3] Non-Capital includes, but is not limited to, expenses related to Building Maintenance, Grounds & Landscaping Maintenance, Non-Capitalizable Equipment and other Professional Services.

PROJECT TITLE: **PROJECT NUMBER: C89200000**

JAN K PLATT (ELAPP) PROPERTY RESTORATION CAPITAL PROJECT (MP)

CIE REQUIREMENTS: Y

LEVEL OF SERVICE IMPACT: F **PROGRAM: PARKS**

PROJECT DESCRIPTION:

This project represents available funds for the restoration of environmentally sensitive and significant lands throughout Hillsborough County that have been approved for preservation through the Jan K. Platt Environmental Lands Acquisition and Protection Program (ELAPP).

Neighborhood Community Area:

Countywide

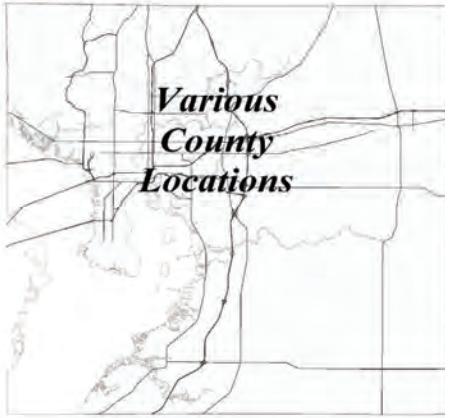

OPERATING COST IMPACT:

Operating cost is to be determined based on land acquisition.

PROJECT COMPLETION DATE: Ongoing

Sources of Funds (in $000s)	Total Estimated Sources	Prior Funding	FY 27 Carryforward	FY 27 Additional	FY 28	FY 29	FY 30	FY 31	Future
ARP Funds	$0	$0	$0	$0	$0	$0	$0	$0	$0
Boat Fees	0	0	0	0	0	0	0	0	0
CDBG-DR	0	0	0	0	0	0	0	0	0
Community Invest. Tax IV	0	0	0	0	0	0	0	0	0
Financing	8,636	1,689	6,948	0	0	0	0	0	0
General Revenues-CW	0	0	0	0	0	0	0	0	0
General Revenues-ELAP	27,639	13,741	10,658	753	622	622	622	622	0
General Revenues-R3M	0	0	0	0	0	0	0	0	0
General Revenues-UA	0	0	0	0	0	0	0	0	0
Grants & County Match	3,618	1,180	2,438	0	0	0	0	0	0
Impact Fees	0	0	0	0	0	0	0	0	0
Other	9,671	799	8,872	0	0	0	0	0	0
Undetermined	0	0	0	0	0	0	0	0	0
Subtotal FY 27			$28,916	$753					
Total	**$49,565**	**$17,408**	**$29,669**		**$622**	**$622**	**$622**	**$622**	**$0**

Uses of Funds (in $000s)	Total Estimated Cost	Prior Expenses	FY 27 Carryforward	FY 27 Additional	FY 28	FY 29	FY 30	FY 31	Future
Capital [1]	$15,550	$4,603	$10,948	$0	$0	$0	$0	$0	$0
Contributions [2]	0	0	0	0	0	0	0	0	0
Non-Capital [3]	34,015	12,806	17,969	753	622	622	622	622	0
Subtotal FY 27			$28,916	$753					
Total	**$49,565**	**$17,408**	**$29,669**		**$622**	**$622**	**$622**	**$622**	**$0**

[1] Capital includes, but is not limited to, expenses related to capitalizable Development, Design, Land Acquisition, Equipment, Construction and Administration required to complete the project.

[2] Contributions includes, but is not limited to, funding through an agreement to other Government Agencies, Youth Organizations, Cultural Service Organizations and other Non-Profit Organizations.

[3] Non-Capital includes, but is not limited to, expenses related to Building Maintenance, Grounds & Landscaping Maintenance, Non-Capitalizable Equipment and other Professional Services.

PROJECT TITLE:
KENLY PARK SPLASH PAD
CIE REQUIREMENTS: Y
LEVEL OF SERVICE IMPACT: E

PROJECT NUMBER: C83650000

PROGRAM: PARKS

PROJECT DESCRIPTION:
The project includes design and construction of a walking trail, a new splash pad and associated site improvements at the existing Kenly Park located at 3101 N. 66th Street, Tampa. Scope includes supporting infrastructure and amenities such as sidewalks, benches, trash receptacles as budget will allow.

OPERATING COST IMPACT:
Operating cost is estimated to be an additional $85,000 per year.

PROJECT COMPLETION DATE: Oct 2026

Neighborhood Community Area:
East Lake Orient Park

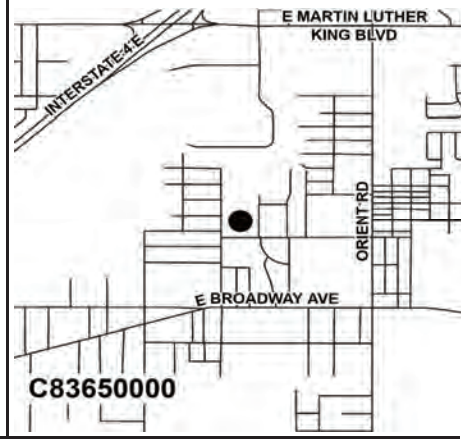

Sources of Funds (in $000s)	Total Estimated Sources	Prior Funding	FY 27 Carryforward	FY 27 Additional	FY 28	FY 29	FY 30	FY 31	Future
ARP Funds	$0	$0	$0	$0	$0	$0	$0	$0	$0
Boat Fees	0	0	0	0	0	0	0	0	0
CDBG-DR	0	0	0	0	0	0	0	0	0
Community Invest. Tax IV	0	0	0	0	0	0	0	0	0
Financing	0	0	0	0	0	0	0	0	0
General Revenues-CW	0	0	0	0	0	0	0	0	0
General Revenues-ELAP	0	0	0	0	0	0	0	0	0
General Revenues-R3M	0	0	0	0	0	0	0	0	0
General Revenues-UA	850	595	255	0	0	0	0	0	0
Grants & County Match	0	0	0	0	0	0	0	0	0
Impact Fees	650	442	208	0	0	0	0	0	0
Other	0	0	0	0	0	0	0	0	0
Undetermined	0	0	0	0	0	0	0	0	0
Subtotal FY 27			$462	$0					
Total	**$1,500**	**$1,038**	**$462**		**$0**	**$0**	**$0**	**$0**	**$0**

Uses of Funds (in $000s)	Total Estimated Cost	Prior Expenses	FY 27 Carryforward	FY 27 Additional	FY 28	FY 29	FY 30	FY 31	Future
Capital [1]	$1,500	$1,038	$462	$0	$0	$0	$0	$0	$0
Contributions [2]	0	0	0	0	0	0	0	0	0
Non-Capital [3]	0	0	0	0	0	0	0	0	0
Subtotal FY 27			$462	$0					
Total	**$1,500**	**$1,038**	**$462**		**$0**	**$0**	**$0**	**$0**	**$0**

[1] Capital includes, but is not limited to, expenses related to capitalizable Development, Design, Land Acquisition, Equipment, Construction and Administration required to complete the project.
[2] Contributions includes, but is not limited to, funding through an agreement to other Government Agencies, Youth Organizations, Cultural Service Organizations and other Non-Profit Organizations.
[3] Non-Capital includes, but is not limited to, expenses related to Building Maintenance, Grounds & Landscaping Maintenance, Non-Capitalizable Equipment and other Professional Services.

PROJECT TITLE:
KINGS FOREST PARK IMPROVEMENTS
CIE REQUIREMENTS: Y
LEVEL OF SERVICE IMPACT: F

PROJECT NUMBER: C83674000

PROGRAM: PARKS

PROJECT DESCRIPTION:
The project is for the design and construction of improvements to the existing Kings Forest Park.

OPERATING COST IMPACT:
Operating cost impact to be determined in the future.

PROJECT COMPLETION DATE: Apr 2027

Neighborhood Community Area:
East Lake Orient Park

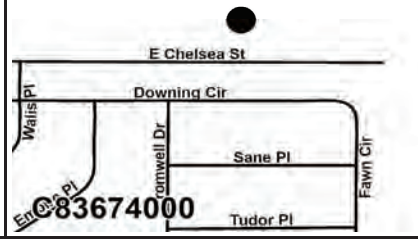

Sources of Funds (in $000s)	Total Estimated Sources	Prior Funding	FY 27 Carryforward	FY 27 Additional	FY 28	FY 29	FY 30	FY 31	Future
ARP Funds	$0	$0	$0	$0	$0	$0	$0	$0	$0
Boat Fees	0	0	0	0	0	0	0	0	0
CDBG-DR	0	0	0	0	0	0	0	0	0
Community Invest. Tax IV	3,000	486	2,514	0	0	0	0	0	0
Financing	0	0	0	0	0	0	0	0	0
General Revenues-CW	0	0	0	0	0	0	0	0	0
General Revenues-ELAP	0	0	0	0	0	0	0	0	0
General Revenues-R3M	0	0	0	0	0	0	0	0	0
General Revenues-UA	0	0	0	0	0	0	0	0	0
Grants & County Match	0	0	0	0	0	0	0	0	0
Impact Fees	0	0	0	0	0	0	0	0	0
Other	0	0	0	0	0	0	0	0	0
Undetermined	0	0	0	0	0	0	0	0	0
Subtotal FY 27			$2,514	$0					
Total	**$3,000**	**$486**	**$2,514**		**$0**	**$0**	**$0**	**$0**	**$0**

Uses of Funds (in $000s)	Total Estimated Cost	Prior Expenses	FY 27 Carryforward	FY 27 Additional	FY 28	FY 29	FY 30	FY 31	Future
Capital [1]	$3,000	$486	$2,514	$0	$0	$0	$0	$0	$0
Contributions [2]	0	0	0	0	0	0	0	0	0
Non-Capital [3]	0	0	0	0	0	0	0	0	0
Subtotal FY 27			$2,514	$0					
Total	**$3,000**	**$486**	**$2,514**		**$0**	**$0**	**$0**	**$0**	**$0**

[1] Capital includes, but is not limited to, expenses related to capitalizable Development, Design, Land Acquisition, Equipment, Construction and Administration required to complete the project.
[2] Contributions includes, but is not limited to, funding through an agreement to other Government Agencies, Youth Organizations, Cultural Service Organizations and other Non-Profit Organizations.
[3] Non-Capital includes, but is not limited to, expenses related to Building Maintenance, Grounds & Landscaping Maintenance, Non-Capitalizable Equipment and other Professional Services.

PROJECT TITLE: **PROJECT NUMBER: C83714000**

MEDARD PARK EQUESTRIAN BRIDGE REPLACEMENT (R3M)

CIE REQUIREMENTS: Y

LEVEL OF SERVICE IMPACT: M **PROGRAM: PARKS**

PROJECT DESCRIPTION:

This project is for the replacement of the Medard Park equestrian bridge that has reached it's life expectancy.

OPERATING COST IMPACT:

No significant change in annual operating costs is anticipated.

PROJECT COMPLETION DATE: Oct 2027

Neighborhood Community Area:

East Rural

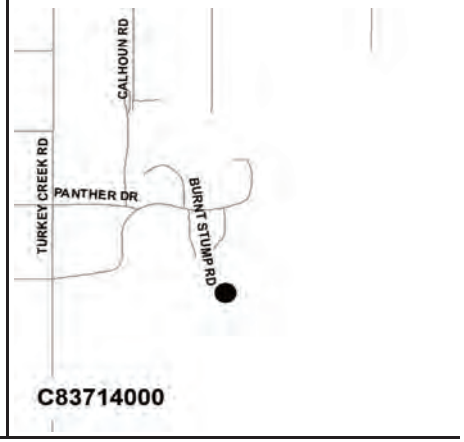

Sources of Funds (in $000s)	Total Estimated Sources	Prior Funding	FY 27 Carryforward	FY 27 Additional	FY 28	FY 29	FY 30	FY 31	Future
ARP Funds	$0	$0	$0	$0	$0	$0	$0	$0	$0
Boat Fees	0	0	0	0	0	0	0	0	0
CDBG-DR	0	0	0	0	0	0	0	0	0
Community Invest. Tax IV	0	0	0	0	0	0	0	0	0
Financing	0	0	0	0	0	0	0	0	0
General Revenues-CW	0	0	0	0	0	0	0	0	0
General Revenues-ELAP	0	0	0	0	0	0	0	0	0
General Revenues-R3M	225	0	0	225	0	0	0	0	0
General Revenues-UA	0	0	0	0	0	0	0	0	0
Grants & County Match	0	0	0	0	0	0	0	0	0
Impact Fees	0	0	0	0	0	0	0	0	0
Other	0	0	0	0	0	0	0	0	0
Undetermined	0	0	0	0	0	0	0	0	0
Subtotal FY 27			$0	$225					
Total	**$225**	**$0**	**$225**		**$0**	**$0**	**$0**	**$0**	**$0**

Uses of Funds (in $000s)	Total Estimated Cost	Prior Expenses	FY 27 Carryforward	FY 27 Additional	FY 28	FY 29	FY 30	FY 31	Future
Capital [1]	$0	$0	$0	$0	$0	$0	$0	$0	$0
Contributions [2]	0	0	0	0	0	0	0	0	0
Non-Capital [3]	225	0	0	225	0	0	0	0	0
Subtotal FY 27			$0	$225					
Total	**$225**	**$0**	**$225**		**$0**	**$0**	**$0**	**$0**	**$0**

[1] Capital includes, but is not limited to, expenses related to capitalizable Development, Design, Land Acquisition, Equipment, Construction and Administration required to complete the project.

[2] Contributions includes, but is not limited to, funding through an agreement to other Government Agencies, Youth Organizations, Cultural Service Organizations and other Non-Profit Organizations.

[3] Non-Capital includes, but is not limited to, expenses related to Building Maintenance, Grounds & Landscaping Maintenance, Non-Capitalizable Equipment and other Professional Services.

PROJECT TITLE: **PROJECT NUMBER: C83701000**

NEW LIFE VILLAGE SPLASH PAD SHADE STRUCTURE CONTRIBUTION

CIE REQUIREMENTS: Y

LEVEL OF SERVICE IMPACT: M **PROGRAM: PARKS**

PROJECT DESCRIPTION:

Contribution of $21,000 to the New Life Village for the purpose of installing a shade structure over the existing splash pad.

OPERATING COST IMPACT:

There is no annual operating costs to the county.

PROJECT COMPLETION DATE: Contribution

Neighborhood Community Area:

Greater Palm River

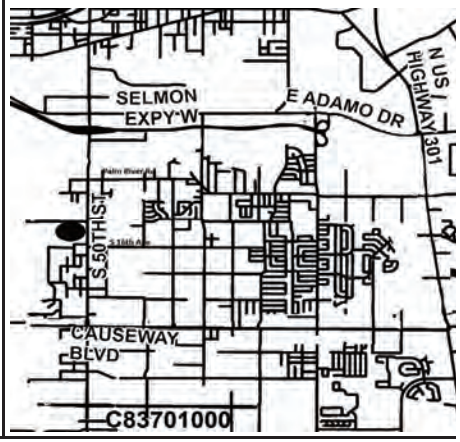

Sources of Funds (in $000s)	Total Estimated Sources	Prior Funding	FY 27 Carryforward	FY 27 Additional	FY 28	FY 29	FY 30	FY 31	Future
ARP Funds	$0	$0	$0	$0	$0	$0	$0	$0	$0
Boat Fees	0	0	0	0	0	0	0	0	0
CDBG-DR	0	0	0	0	0	0	0	0	0
Community Invest. Tax IV	0	0	0	0	0	0	0	0	0
Financing	0	0	0	0	0	0	0	0	0
General Revenues-CW	21	0	21	0	0	0	0	0	0
General Revenues-ELAP	0	0	0	0	0	0	0	0	0
General Revenues-R3M	0	0	0	0	0	0	0	0	0
General Revenues-UA	0	0	0	0	0	0	0	0	0
Grants & County Match	0	0	0	0	0	0	0	0	0
Impact Fees	0	0	0	0	0	0	0	0	0
Other	0	0	0	0	0	0	0	0	0
Undetermined	0	0	0	0	0	0	0	0	0
Subtotal FY 27			$21	$0					
Total	**$21**	**$0**	**$21**		**$0**	**$0**	**$0**	**$0**	**$0**

Uses of Funds (in $000s)	Total Estimated Cost	Prior Expenses	FY 27 Carryforward	FY 27 Additional	FY 28	FY 29	FY 30	FY 31	Future
Capital [1]	$0	$0	$0	$0	$0	$0	$0	$0	$0
Contributions [2]	21	0	21	0	0	0	0	0	0
Non-Capital [3]	0	0	0	0	0	0	0	0	0
Subtotal FY 27			$21	$0					
Total	**$21**	**$0**	**$21**		**$0**	**$0**	**$0**	**$0**	**$0**

[1] Capital includes, but is not limited to, expenses related to capitalizable Development, Design, Land Acquisition, Equipment, Construction and Administration required to complete the project.

[2] Contributions includes, but is not limited to, funding through an agreement to other Government Agencies, Youth Organizations, Cultural Service Organizations and other Non-Profit Organizations.

[3] Non-Capital includes, but is not limited to, expenses related to Building Maintenance, Grounds & Landscaping Maintenance, Non-Capitalizable Equipment and other Professional Services.

PROJECT TITLE: PALM RIVER PARK IMPROVEMENTS PH 1 (CDBG)
PROJECT NUMBER: C83691000
CIE REQUIREMENTS: Y
LEVEL OF SERVICE IMPACT: F
PROGRAM: PARKS

PROJECT DESCRIPTION:
Project Includes various improvements to the existing Palm River Park located at 725 S. 58th Street. Tampa, FL 33619. Phase I scope includes a new playground, walking trail, and shelter. Master Plan and shematic design for a future recreation building and splash pad will be developed as part of Phase I.

Neighborhood Community Area:
Greater Palm River

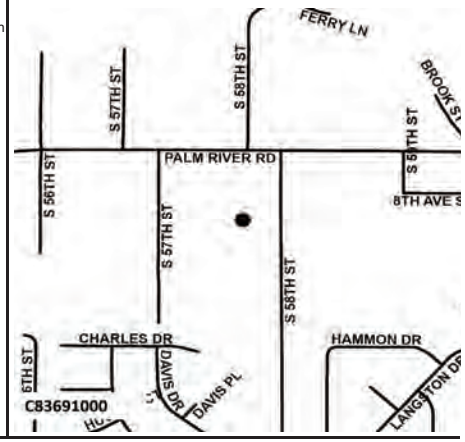

OPERATING COST IMPACT:
No significant change in annual operating costs is anticipated.

PROJECT COMPLETION DATE: TBD

Sources of Funds (in $000s)	Total Estimated Sources	Prior Funding	FY 27 Carryforward	FY 27 Additional	FY 28	FY 29	FY 30	FY 31	Future
ARP Funds	$0	$0	$0	$0	$0	$0	$0	$0	$0
Boat Fees	0	0	0	0	0	0	0	0	0
CDBG-DR	0	0	0	0	0	0	0	0	0
Community Invest. Tax IV	0	0	0	0	0	0	0	0	0
Financing	0	0	0	0	0	0	0	0	0
General Revenues-CW	0	0	0	0	0	0	0	0	0
General Revenues-ELAP	0	0	0	0	0	0	0	0	0
General Revenues-R3M	0	0	0	0	0	0	0	0	0
General Revenues-UA	43	0	43	0	0	0	0	0	0
Grants & County Match	1,000	0	1,000	0	0	0	0	0	0
Impact Fees	300	6	294	0	0	0	0	0	0
Other	0	0	0	0	0	0	0	0	0
Undetermined	0	0	0	0	0	0	0	0	0
Subtotal FY 27			$1,337	$0					
Total	**$1,343**	**$6**	**$1,337**		**$0**	**$0**	**$0**	**$0**	**$0**

Uses of Funds (in $000s)	Total Estimated Cost	Prior Expenses	FY 27 Carryforward	FY 27 Additional	FY 28	FY 29	FY 30	FY 31	Future
Capital [1]	$1,343	$6	$1,337	$0	$0	$0	$0	$0	$0
Contributions [2]	0	0	0	0	0	0	0	0	0
Non-Capital [3]	0	0	0	0	0	0	0	0	0
Subtotal FY 27			$1,337	$0					
Total	**$1,343**	**$6**	**$1,337**		**$0**	**$0**	**$0**	**$0**	**$0**

[1] Capital includes, but is not limited to, expenses related to capitalizable Development, Design, Land Acquisition, Equipment, Construction and Administration required to complete the project.
[2] Contributions includes, but is not limited to, funding through an agreement to other Government Agencies, Youth Organizations, Cultural Service Organizations and other Non-Profit Organizations.
[3] Non-Capital includes, but is not limited to, expenses related to Building Maintenance, Grounds & Landscaping Maintenance, Non-Capitalizable Equipment and other Professional Services.

PROJECT TITLE: PARKS ADA SAFETY IMPROVEMENTS (MP)
PROJECT NUMBER: C83306000
CIE REQUIREMENTS: Y
LEVEL OF SERVICE IMPACT: M
PROGRAM: PARKS

PROJECT DESCRIPTION:
The goal of the 2018 Parks and Recreation Department ADA Transition Plan is to bring all Hillsborough County park properties to meet the 2010 ADA Standards for Accessible Design. The project will provide ADA upgrades to various parks as budget will allow.

Neighborhood Community Area:
Countywide

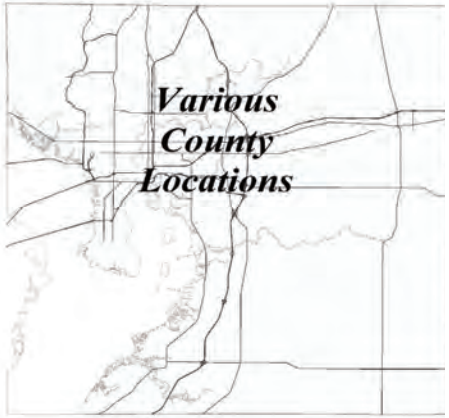

OPERATING COST IMPACT:
No significant change in annual operating costs is anticipated.

PROJECT COMPLETION DATE: Various

Sources of Funds (in $000s)	Total Estimated Sources	Prior Funding	FY 27 Carryforward	FY 27 Additional	FY 28	FY 29	FY 30	FY 31	Future
ARP Funds	$0	$0	$0	$0	$0	$0	$0	$0	$0
Boat Fees	0	0	0	0	0	0	0	0	0
CDBG-DR	0	0	0	0	0	0	0	0	0
Community Invest. Tax IV	0	0	0	0	0	0	0	0	0
Financing	0	0	0	0	0	0	0	0	0
General Revenues-CW	0	0	0	0	0	0	0	0	0
General Revenues-ELAP	0	0	0	0	0	0	0	0	0
General Revenues-R3M	0	0	0	0	0	0	0	0	0
General Revenues-UA	6,875	2,313	3,892	670	0	0	0	0	0
Grants & County Match	0	0	0	0	0	0	0	0	0
Impact Fees	0	0	0	0	0	0	0	0	0
Other	0	0	0	0	0	0	0	0	0
Undetermined	0	0	0	0	0	0	0	0	0
Subtotal FY 27			$3,892	$670					
Total	**$6,875**	**$2,313**	**$4,562**		**$0**	**$0**	**$0**	**$0**	**$0**

Uses of Funds (in $000s)	Total Estimated Cost	Prior Expenses	FY 27 Carryforward	FY 27 Additional	FY 28	FY 29	FY 30	FY 31	Future
Capital [1]	$1	$1	$0	$0	$0	$0	$0	$0	$0
Contributions [2]	0	0	0	0	0	0	0	0	0
Non-Capital [3]	6,875	2,312	3,892	670	0	0	0	0	0
Subtotal FY 27			$3,892	$670					
Total	**$6,875**	**$2,313**	**$4,562**		**$0**	**$0**	**$0**	**$0**	**$0**

[1] Capital includes, but is not limited to, expenses related to capitalizable Development, Design, Land Acquisition, Equipment, Construction and Administration required to complete the project.
[2] Contributions includes, but is not limited to, funding through an agreement to other Government Agencies, Youth Organizations, Cultural Service Organizations and other Non-Profit Organizations.
[3] Non-Capital includes, but is not limited to, expenses related to Building Maintenance, Grounds & Landscaping Maintenance, Non-Capitalizable Equipment and other Professional Services.

PROJECT TITLE:
PARKS FENCING REPLACEMENT (R3M)
CIE REQUIREMENTS: Y
LEVEL OF SERVICE IMPACT: M

PROJECT NUMBER: C83690000

PROGRAM: PARKS

PROJECT DESCRIPTION:
Fencing replacement and associated site work at various Parks & Recreation facilities and sites.

OPERATING COST IMPACT:
No significant change in annual operating costs is anticipated.

PROJECT COMPLETION DATE: Ongoing

Neighborhood Community Area:
Countywide

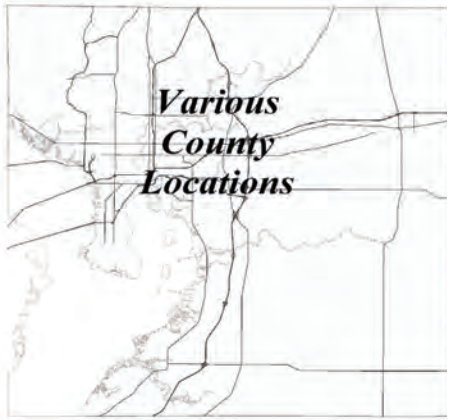

Sources of Funds (in $000s)	Total Estimated Sources	Prior Funding	FY 27 Carryforward	FY 27 Additional	FY 28	FY 29	FY 30	FY 31	Future
ARP Funds	$0	$0	$0	$0	$0	$0	$0	$0	$0
Boat Fees	0	0	0	0	0	0	0	0	0
CDBG-DR	0	0	0	0	0	0	0	0	0
Community Invest. Tax IV	0	0	0	0	0	0	0	0	0
Financing	0	0	0	0	0	0	0	0	0
General Revenues-CW	0	0	0	0	0	0	0	0	0
General Revenues-ELAP	0	0	0	0	0	0	0	0	0
General Revenues-R3M	900	393	107	400	0	0	0	0	0
General Revenues-UA	0	0	0	0	0	0	0	0	0
Grants & County Match	0	0	0	0	0	0	0	0	0
Impact Fees	0	0	0	0	0	0	0	0	0
Other	0	0	0	0	0	0	0	0	0
Undetermined	0	0	0	0	0	0	0	0	0
Subtotal FY 27			$107	$400					
Total	**$900**	**$393**	**$507**		**$0**	**$0**	**$0**	**$0**	**$0**

Uses of Funds (in $000s)	Total Estimated Cost	Prior Expenses	FY 27 Carryforward	FY 27 Additional	FY 28	FY 29	FY 30	FY 31	Future
Capital [1]	$11	$11	$0	$0	$0	$0	$0	$0	$0
Contributions [2]	0	0	0	0	0	0	0	0	0
Non-Capital [3]	890	383	107	400	0	0	0	0	0
Subtotal FY 27			$107	$400					
Total	**$900**	**$393**	**$507**		**$0**	**$0**	**$0**	**$0**	**$0**

[1] Capital includes, but is not limited to, expenses related to capitalizable Development, Design, Land Acquisition, Equipment, Construction and Administration required to complete the project.
[2] Contributions includes, but is not limited to, funding through an agreement to other Government Agencies, Youth Organizations, Cultural Service Organizations and other Non-Profit Organizations.
[3] Non-Capital includes, but is not limited to, expenses related to Building Maintenance, Grounds & Landscaping Maintenance, Non-Capitalizable Equipment and other Professional Services.

PROJECT TITLE:
PARKS MODULAR OFFICE REPLACEMENT (R3M)
CIE REQUIREMENTS: Y
LEVEL OF SERVICE IMPACT: M

PROJECT NUMBER: C83708000

PROGRAM: PARKS

PROJECT DESCRIPTION:
Project is for the replacement of the modular office building that has reached its life expectancy.

OPERATING COST IMPACT:
No significant change in annual operating costs is anticipated.

PROJECT COMPLETION DATE: Oct 2027

Neighborhood Community Area:
Greater Palm River

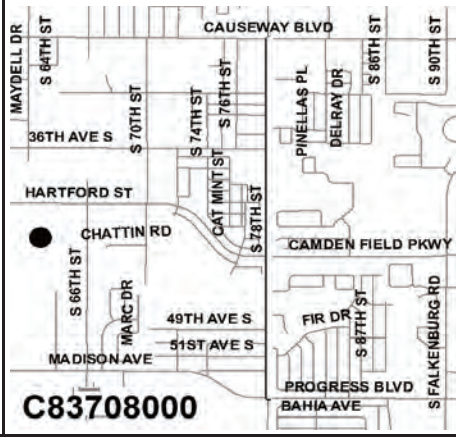

Sources of Funds (in $000s)	Total Estimated Sources	Prior Funding	FY 27 Carryforward	FY 27 Additional	FY 28	FY 29	FY 30	FY 31	Future
ARP Funds	$0	$0	$0	$0	$0	$0	$0	$0	$0
Boat Fees	0	0	0	0	0	0	0	0	0
CDBG-DR	0	0	0	0	0	0	0	0	0
Community Invest. Tax IV	0	0	0	0	0	0	0	0	0
Financing	0	0	0	0	0	0	0	0	0
General Revenues-CW	0	0	0	0	0	0	0	0	0
General Revenues-ELAP	0	0	0	0	0	0	0	0	0
General Revenues-R3M	500	75	425	0	0	0	0	0	0
General Revenues-UA	0	0	0	0	0	0	0	0	0
Grants & County Match	0	0	0	0	0	0	0	0	0
Impact Fees	0	0	0	0	0	0	0	0	0
Other	0	0	0	0	0	0	0	0	0
Undetermined	0	0	0	0	0	0	0	0	0
Subtotal FY 27			$425	$0					
Total	**$500**	**$75**	**$425**		**$0**	**$0**	**$0**	**$0**	**$0**

Uses of Funds (in $000s)	Total Estimated Cost	Prior Expenses	FY 27 Carryforward	FY 27 Additional	FY 28	FY 29	FY 30	FY 31	Future
Capital [1]	$0	$0	$0	$0	$0	$0	$0	$0	$0
Contributions [2]	0	0	0	0	0	0	0	0	0
Non-Capital [3]	500	75	425	0	0	0	0	0	0
Subtotal FY 27			$425	$0					
Total	**$500**	**$75**	**$425**		**$0**	**$0**	**$0**	**$0**	**$0**

[1] Capital includes, but is not limited to, expenses related to capitalizable Development, Design, Land Acquisition, Equipment, Construction and Administration required to complete the project.
[2] Contributions includes, but is not limited to, funding through an agreement to other Government Agencies, Youth Organizations, Cultural Service Organizations and other Non-Profit Organizations.
[3] Non-Capital includes, but is not limited to, expenses related to Building Maintenance, Grounds & Landscaping Maintenance, Non-Capitalizable Equipment and other Professional Services.

PROJECT TITLE: **PROJECT NUMBER: C83318000**

PARKS PLAYGROUND REPLACEMENTS (R3M) (MP)

CIE REQUIREMENTS: Y

LEVEL OF SERVICE IMPACT: M **PROGRAM: PARKS**

PROJECT DESCRIPTION:

Project is for replacing the playgrounds at various County parks as part of scheduled lifecycle replacement in accordance with the Repair, Renovation, Replacement and Maintenance (R3M) Program.

Neighborhood Community Area:

Countywide

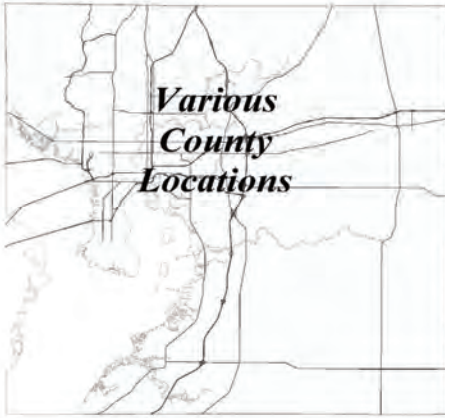

OPERATING COST IMPACT:

No significant change in annual operating costs is anticipated.

PROJECT COMPLETION DATE: Ongoing

Sources of Funds (in $000s)	Total Estimated Sources	Prior Funding	FY 27 Carryforward	FY 27 Additional	FY 28	FY 29	FY 30	FY 31	Future
ARP Funds	$0	$0	$0	$0	$0	$0	$0	$0	$0
Boat Fees	0	0	0	0	0	0	0	0	0
CDBG-DR	0	0	0	0	0	0	0	0	0
Community Invest. Tax IV	0	0	0	0	0	0	0	0	0
Financing	0	0	0	0	0	0	0	0	0
General Revenues-CW	0	0	0	0	0	0	0	0	0
General Revenues-ELAP	0	0	0	0	0	0	0	0	0
General Revenues-R3M	7,650	4,860	2,290	500	0	0	0	0	0
General Revenues-UA	0	0	0	0	0	0	0	0	0
Grants & County Match	0	0	0	0	0	0	0	0	0
Impact Fees	0	0	0	0	0	0	0	0	0
Other	0	0	0	0	0	0	0	0	0
Undetermined	0	0	0	0	0	0	0	0	0
Subtotal FY 27			$2,290	$500					
Total	**$7,650**	**$4,860**	**$2,790**		**$0**	**$0**	**$0**	**$0**	**$0**

Uses of Funds (in $000s)	Total Estimated Cost	Prior Expenses	FY 27 Carryforward	FY 27 Additional	FY 28	FY 29	FY 30	FY 31	Future
Capital [1]	$0	$0	$0	$0	$0	$0	$0	$0	$0
Contributions [2]	0	0	0	0	0	0	0	0	0
Non-Capital [3]	7,650	4,860	2,290	500	0	0	0	0	0
Subtotal FY 27			$2,290	$500					
Total	**$7,650**	**$4,860**	**$2,790**		**$0**	**$0**	**$0**	**$0**	**$0**

[1] Capital includes, but is not limited to, expenses related to capitalizable Development, Design, Land Acquisition, Equipment, Construction and Administration required to complete the project.

[2] Contributions includes, but is not limited to, funding through an agreement to other Government Agencies, Youth Organizations, Cultural Service Organizations and other Non-Profit Organizations.

[3] Non-Capital includes, but is not limited to, expenses related to Building Maintenance, Grounds & Landscaping Maintenance, Non-Capitalizable Equipment and other Professional Services.

PROJECT TITLE: **PROJECT NUMBER: C83646000**

PARKS SEPTIC SYSTEM REHABILITATION (R3M) (MP)

CIE REQUIREMENTS: Y

LEVEL OF SERVICE IMPACT: M **PROGRAM: PARKS**

PROJECT DESCRIPTION:

Project is for performing repairs and replacements of various septic systems for Park sites. Replacements may involve connections to county or city sanitary systems.

Neighborhood Community Area:

Countywide

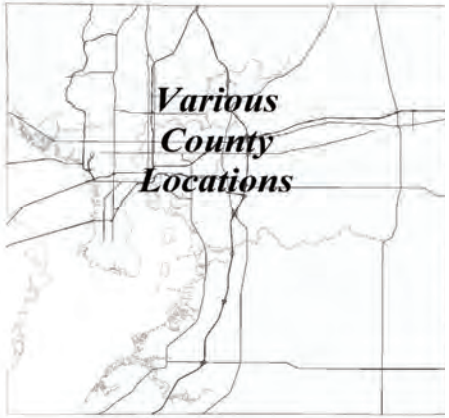

OPERATING COST IMPACT:

No significant change in annual operating costs is anticipated.

PROJECT COMPLETION DATE: Ongoing

Sources of Funds (in $000s)	Total Estimated Sources	Prior Funding	FY 27 Carryforward	FY 27 Additional	FY 28	FY 29	FY 30	FY 31	Future
ARP Funds	$0	$0	$0	$0	$0	$0	$0	$0	$0
Boat Fees	0	0	0	0	0	0	0	0	0
CDBG-DR	0	0	0	0	0	0	0	0	0
Community Invest. Tax IV	0	0	0	0	0	0	0	0	0
Financing	0	0	0	0	0	0	0	0	0
General Revenues-CW	0	0	0	0	0	0	0	0	0
General Revenues-ELAP	0	0	0	0	0	0	0	0	0
General Revenues-R3M	1,100	489	611	0	0	0	0	0	0
General Revenues-UA	0	0	0	0	0	0	0	0	0
Grants & County Match	0	0	0	0	0	0	0	0	0
Impact Fees	0	0	0	0	0	0	0	0	0
Other	0	0	0	0	0	0	0	0	0
Undetermined	0	0	0	0	0	0	0	0	0
Subtotal FY 27			$611	$0					
Total	**$1,100**	**$489**	**$611**		**$0**	**$0**	**$0**	**$0**	**$0**

Uses of Funds (in $000s)	Total Estimated Cost	Prior Expenses	FY 27 Carryforward	FY 27 Additional	FY 28	FY 29	FY 30	FY 31	Future
Capital [1]	$0	$0	$0	$0	$0	$0	$0	$0	$0
Contributions [2]	0	0	0	0	0	0	0	0	0
Non-Capital [3]	1,100	489	611	0	0	0	0	0	0
Subtotal FY 27			$611	$0					
Total	**$1,100**	**$489**	**$611**		**$0**	**$0**	**$0**	**$0**	**$0**

[1] Capital includes, but is not limited to, expenses related to capitalizable Development, Design, Land Acquisition, Equipment, Construction and Administration required to complete the project.

[2] Contributions includes, but is not limited to, funding through an agreement to other Government Agencies, Youth Organizations, Cultural Service Organizations and other Non-Profit Organizations.

[3] Non-Capital includes, but is not limited to, expenses related to Building Maintenance, Grounds & Landscaping Maintenance, Non-Capitalizable Equipment and other Professional Services.

PROJECT TITLE: **PROJECT NUMBER: C83300000**

PARKS TREE RESTORATION PROJECT (MP)

CIE REQUIREMENTS: Y

LEVEL OF SERVICE IMPACT: M **PROGRAM: PARKS**

PROJECT DESCRIPTION:

The purpose of the Park Tree Restoration project is to provide an alternative to the onsite restoration of trees or other vegetation removed from a site. Funds received through the ERF fund shall be utilized for acquiring, planting, protecting, and maintaining trees and other vegetation for public purposes within Hillsborough County. Trees and other vegetation acquired shall be suitable to site conditions, freeze tolerant, and representative of the surrounding plant ecology. Funds received through the ERF fund will also be used to complete a mitigation plan in parks to reforest parks with native drought tolerant and diverse species that will benefit the public in the way of shade, aesthetics, heat island effect, and storm water mitigation.

OPERATING COST IMPACT:

No significant change in annual operating costs is anticipated.

PROJECT COMPLETION DATE: Various

Neighborhood Community Area:

Countywide

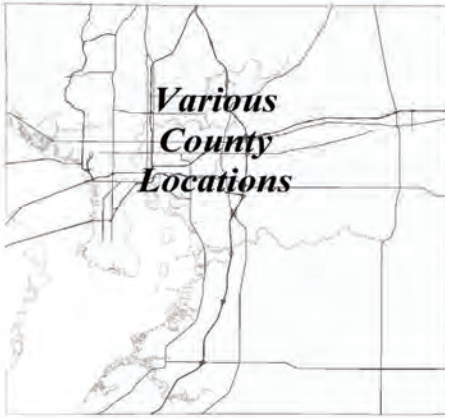

Sources of Funds (in $000s)	Total Estimated Sources	Prior Funding	FY 27 Carryforward	FY 27 Additional	FY 28	FY 29	FY 30	FY 31	Future
ARP Funds	$0	$0	$0	$0	$0	$0	$0	$0	$0
Boat Fees	0	0	0	0	0	0	0	0	0
CDBG-DR	0	0	0	0	0	0	0	0	0
Community Invest. Tax IV	0	0	0	0	0	0	0	0	0
Financing	0	0	0	0	0	0	0	0	0
General Revenues-CW	0	0	0	0	0	0	0	0	0
General Revenues-ELAP	0	0	0	0	0	0	0	0	0
General Revenues-R3M	0	0	0	0	0	0	0	0	0
General Revenues-UA	0	0	0	0	0	0	0	0	0
Grants & County Match	0	0	0	0	0	0	0	0	0
Impact Fees	0	0	0	0	0	0	0	0	0
Other	7,998	4,087	3,911	0	0	0	0	0	0
Undetermined	0	0	0	0	0	0	0	0	0
Subtotal FY 27			$3,911	$0					
Total	**$7,998**	**$4,087**	**$3,911**		**$0**	**$0**	**$0**	**$0**	**$0**

Uses of Funds (in $000s)	Total Estimated Cost	Prior Expenses	FY 27 Carryforward	FY 27 Additional	FY 28	FY 29	FY 30	FY 31	Future
Capital [1]	$0	$0	$0	$0	$0	$0	$0	$0	$0
Contributions [2]	0	0	0	0	0	0	0	0	0
Non-Capital [3]	7,998	4,087	3,911	0	0	0	0	0	0
Subtotal FY 27			$3,911	$0					
Total	**$7,998**	**$4,087**	**$3,911**		**$0**	**$0**	**$0**	**$0**	**$0**

[1] Capital includes, but is not limited to, expenses related to capitalizable Development, Design, Land Acquisition, Equipment, Construction and Administration required to complete the project.

[2] Contributions includes, but is not limited to, funding through an agreement to other Government Agencies, Youth Organizations, Cultural Service Organizations and other Non-Profit Organizations.

[3] Non-Capital includes, but is not limited to, expenses related to Building Maintenance, Grounds & Landscaping Maintenance, Non-Capitalizable Equipment and other Professional Services.

PROJECT TITLE: **PROJECT NUMBER: C83672000**

PICKLEBALL COMPLEXES - ARP ACT REVENUE RECOVERY FUNDS (MP)

CIE REQUIREMENTS: Y

LEVEL OF SERVICE IMPACT: E **PROGRAM: PARKS**

PROJECT DESCRIPTION:

Project will provide for the design and construction of pickleball courts at various locations throughout the County. Locations include Mango Park, Balm Park, Progress Village Park, Northlakes Park, Westwood Lakes Park, and Springhead Park.

OPERATING COST IMPACT:

Operating costs to be determined on a case-by-case basis at various locations.

PROJECT COMPLETION DATE: Various

Neighborhood Community Area:

Various

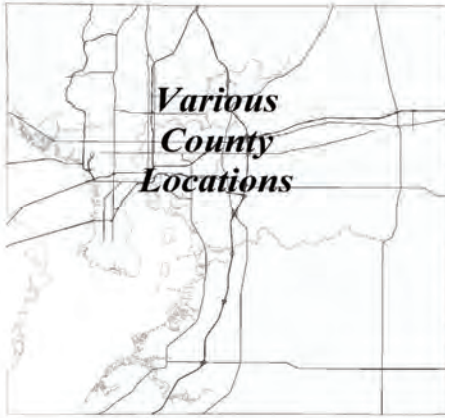

Sources of Funds (in $000s)	Total Estimated Sources	Prior Funding	FY 27 Carryforward	FY 27 Additional	FY 28	FY 29	FY 30	FY 31	Future
ARP Funds	$3,000	$2,988	$12	$0	$0	$0	$0	$0	$0
Boat Fees	0	0	0	0	0	0	0	0	0
CDBG-DR	0	0	0	0	0	0	0	0	0
Community Invest. Tax IV	0	0	0	0	0	0	0	0	0
Financing	0	0	0	0	0	0	0	0	0
General Revenues-CW	0	0	0	0	0	0	0	0	0
General Revenues-ELAP	0	0	0	0	0	0	0	0	0
General Revenues-R3M	0	0	0	0	0	0	0	0	0
General Revenues-UA	0	0	0	0	0	0	0	0	0
Grants & County Match	0	0	0	0	0	0	0	0	0
Impact Fees	0	0	0	0	0	0	0	0	0
Other	0	0	0	0	0	0	0	0	0
Undetermined	0	0	0	0	0	0	0	0	0
Subtotal FY 27			$12	$0					
Total	**$3,000**	**$2,988**	**$12**		**$0**	**$0**	**$0**	**$0**	**$0**

Uses of Funds (in $000s)	Total Estimated Cost	Prior Expenses	FY 27 Carryforward	FY 27 Additional	FY 28	FY 29	FY 30	FY 31	Future
Capital [1]	$3,000	$2,988	$12	$0	$0	$0	$0	$0	$0
Contributions [2]	0	0	0	0	0	0	0	0	0
Non-Capital [3]	0	0	0	0	0	0	0	0	0
Subtotal FY 27			$12	$0					
Total	**$3,000**	**$2,988**	**$12**		**$0**	**$0**	**$0**	**$0**	**$0**

[1] Capital includes, but is not limited to, expenses related to capitalizable Development, Design, Land Acquisition, Equipment, Construction and Administration required to complete the project.

[2] Contributions includes, but is not limited to, funding through an agreement to other Government Agencies, Youth Organizations, Cultural Service Organizations and other Non-Profit Organizations.

[3] Non-Capital includes, but is not limited to, expenses related to Building Maintenance, Grounds & Landscaping Maintenance, Non-Capitalizable Equipment and other Professional Services.

PROJECT TITLE: **PROJECT NUMBER: C83675000**

PROGRESS VILLAGE PARK IMPROVEMENTS – ARP ACT 3 FUNDS

CIE REQUIREMENTS: Y

LEVEL OF SERVICE IMPACT: F **PROGRAM: PARKS**

PROJECT DESCRIPTION:

The Project includes design and construction of various improvements to the existing Progress Village Park located at 8701 Progress Blvd., Tampa, FL. Project will be achieved in phases as budget will allow.

Neighborhood Community Area:

Greater Palm River

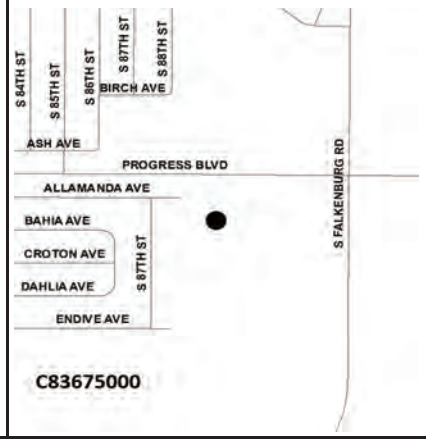

OPERATING COST IMPACT:

No significant change in annual operating costs is anticipated.

PROJECT COMPLETION DATE: Post Construction

Sources of Funds (in $000s)	Total Estimated Sources	Prior Funding	FY 27 Carryforward	FY 27 Additional	FY 28	FY 29	FY 30	FY 31	Future
ARP Funds	$2,400	$2,367	$33	$0	$0	$0	$0	$0	$0
Boat Fees	0	0	0	0	0	0	0	0	0
CDBG-DR	0	0	0	0	0	0	0	0	0
Community Invest. Tax IV	0	0	0	0	0	0	0	0	0
Financing	0	0	0	0	0	0	0	0	0
General Revenues-CW	0	0	0	0	0	0	0	0	0
General Revenues-ELAP	0	0	0	0	0	0	0	0	0
General Revenues-R3M	0	0	0	0	0	0	0	0	0
General Revenues-UA	0	0	0	0	0	0	0	0	0
Grants & County Match	0	0	0	0	0	0	0	0	0
Impact Fees	0	0	0	0	0	0	0	0	0
Other	0	0	0	0	0	0	0	0	0
Undetermined	0	0	0	0	0	0	0	0	0
Subtotal FY 27			$33	$0					
Total	**$2,400**	**$2,367**	**$33**		**$0**	**$0**	**$0**	**$0**	**$0**

Uses of Funds (in $000s)	Total Estimated Cost	Prior Expenses	FY 27 Carryforward	FY 27 Additional	FY 28	FY 29	FY 30	FY 31	Future
Capital [1]	$2,400	$2,367	$33	$0	$0	$0	$0	$0	$0
Contributions [2]	0	0	0	0	0	0	0	0	0
Non-Capital [3]	0	0	0	0	0	0	0	0	0
Subtotal FY 27			$33	$0					
Total	**$2,400**	**$2,367**	**$33**		**$0**	**$0**	**$0**	**$0**	**$0**

[1] Capital includes, but is not limited to, expenses related to capitalizable Development, Design, Land Acquisition, Equipment, Construction and Administration required to complete the project.

[2] Contributions includes, but is not limited to, funding through an agreement to other Government Agencies, Youth Organizations, Cultural Service Organizations and other Non-Profit Organizations.

[3] Non-Capital includes, but is not limited to, expenses related to Building Maintenance, Grounds & Landscaping Maintenance, Non-Capitalizable Equipment and other Professional Services.

PROJECT TITLE: **PROJECT NUMBER: C83683000**

PUBLIC ACCESS AND TRAILHEADS FOR ELAPP (MP)

CIE REQUIREMENTS: Y

LEVEL OF SERVICE IMPACT: F **PROGRAM: PARKS**

PROJECT DESCRIPTION:

Design and construction of trail heads and associated site work at various Preserve locations.

Neighborhood Community Area:

Various

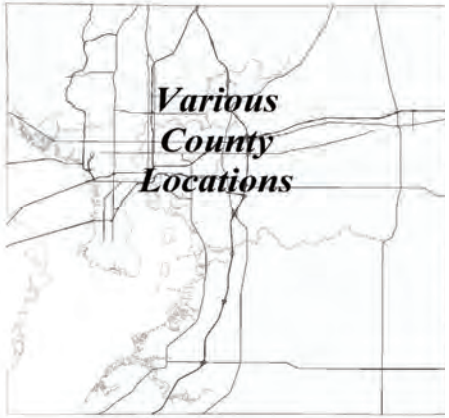

OPERATING COST IMPACT:

No significant change in annual operating costs is anticipated.

PROJECT COMPLETION DATE: Post Construction

Sources of Funds (in $000s)	Total Estimated Sources	Prior Funding	FY 27 Carryforward	FY 27 Additional	FY 28	FY 29	FY 30	FY 31	Future
ARP Funds	$0	$0	$0	$0	$0	$0	$0	$0	$0
Boat Fees	0	0	0	0	0	0	0	0	0
CDBG-DR	0	0	0	0	0	0	0	0	0
Community Invest. Tax IV	0	0	0	0	0	0	0	0	0
Financing	0	0	0	0	0	0	0	0	0
General Revenues-CW	600	440	160	0	0	0	0	0	0
General Revenues-ELAP	0	0	0	0	0	0	0	0	0
General Revenues-R3M	0	0	0	0	0	0	0	0	0
General Revenues-UA	0	0	0	0	0	0	0	0	0
Grants & County Match	0	0	0	0	0	0	0	0	0
Impact Fees	0	0	0	0	0	0	0	0	0
Other	0	0	0	0	0	0	0	0	0
Undetermined	0	0	0	0	0	0	0	0	0
Subtotal FY 27			$160	$0					
Total	**$600**	**$440**	**$160**		**$0**	**$0**	**$0**	**$0**	**$0**

Uses of Funds (in $000s)	Total Estimated Cost	Prior Expenses	FY 27 Carryforward	FY 27 Additional	FY 28	FY 29	FY 30	FY 31	Future
Capital [1]	$598	$438	$160	$0	$0	$0	$0	$0	$0
Contributions [2]	0	0	0	0	0	0	0	0	0
Non-Capital [3]	2	2	0	0	0	0	0	0	0
Subtotal FY 27			$160	$0					
Total	**$600**	**$440**	**$160**		**$0**	**$0**	**$0**	**$0**	**$0**

[1] Capital includes, but is not limited to, expenses related to capitalizable Development, Design, Land Acquisition, Equipment, Construction and Administration required to complete the project.

[2] Contributions includes, but is not limited to, funding through an agreement to other Government Agencies, Youth Organizations, Cultural Service Organizations and other Non-Profit Organizations.

[3] Non-Capital includes, but is not limited to, expenses related to Building Maintenance, Grounds & Landscaping Maintenance, Non-Capitalizable Equipment and other Professional Services.

PROJECT TITLE: RECREATION FACILITIES RENOVATIONS (MP)
PROJECT NUMBER: C83717000
CIE REQUIREMENTS: Y
LEVEL OF SERVICE IMPACT: M
PROGRAM: PARKS

PROJECT DESCRIPTION:
To support the County initiative for providing high quality assets to deliver distinctive experiences, Parks and Recreation requests funding to upgrade and modernize various recreation facilities. Improvements will consist of interior and exterior improvements.

Neighborhood Community Area:
Countywide

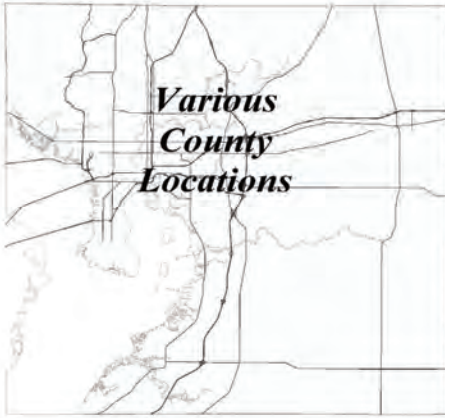

OPERATING COST IMPACT:
No significant change in annual operating costs is anticipated.

PROJECT COMPLETION DATE: Various

Sources of Funds (in $000s)	Total Estimated Sources	Prior Funding	FY 27 Carryforward	FY 27 Additional	FY 28	FY 29	FY 30	FY 31	Future
ARP Funds	$0	$0	$0	$0	$0	$0	$0	$0	$0
Boat Fees	0	0	0	0	0	0	0	0	0
CDBG-DR	0	0	0	0	0	0	0	0	0
Community Invest. Tax IV	0	0	0	0	0	0	0	0	0
Financing	0	0	0	0	0	0	0	0	0
General Revenues-CW	0	0	0	0	0	0	0	0	0
General Revenues-ELAP	0	0	0	0	0	0	0	0	0
General Revenues-R3M	0	0	0	0	0	0	0	0	0
General Revenues-UA	3,000	0	0	1,000	1,000	1,000	0	0	0
Grants & County Match	0	0	0	0	0	0	0	0	0
Impact Fees	0	0	0	0	0	0	0	0	0
Other	0	0	0	0	0	0	0	0	0
Undetermined	0	0	0	0	0	0	0	0	0
Subtotal FY 27			$0	$1,000					
Total	**$3,000**	**$0**	**$1,000**		**$1,000**	**$1,000**	**$0**	**$0**	**$0**

Uses of Funds (in $000s)	Total Estimated Cost	Prior Expenses	FY 27 Carryforward	FY 27 Additional	FY 28	FY 29	FY 30	FY 31	Future
Capital [1]	$3,000	$0	$0	$1,000	$1,000	$1,000	$0	$0	$0
Contributions [2]	0	0	0	0	0	0	0	0	0
Non-Capital [3]	0	0	0	0	0	0	0	0	0
Subtotal FY 27			$0	$1,000					
Total	**$3,000**	**$0**	**$1,000**		**$1,000**	**$1,000**	**$0**	**$0**	**$0**

[1] Capital includes, but is not limited to, expenses related to capitalizable Development, Design, Land Acquisition, Equipment, Construction and Administration required to complete the project.
[2] Contributions includes, but is not limited to, funding through an agreement to other Government Agencies, Youth Organizations, Cultural Service Organizations and other Non-Profit Organizations.
[3] Non-Capital includes, but is not limited to, expenses related to Building Maintenance, Grounds & Landscaping Maintenance, Non-Capitalizable Equipment and other Professional Services.

PROJECT TITLE: SALADINO PICKLEBALL AMENITIES
PROJECT NUMBER: C83658000
CIE REQUIREMENTS: Y
LEVEL OF SERVICE IMPACT: E
PROGRAM: PARKS

PROJECT DESCRIPTION:
The Project will add three lighted pickleball courts, expand parking lot and other associated improvements at the existing Saladino Park located at 1705 Bryan Road, Brandon in Central Hillsborough County.

Neighborhood Community Area:
Brandon

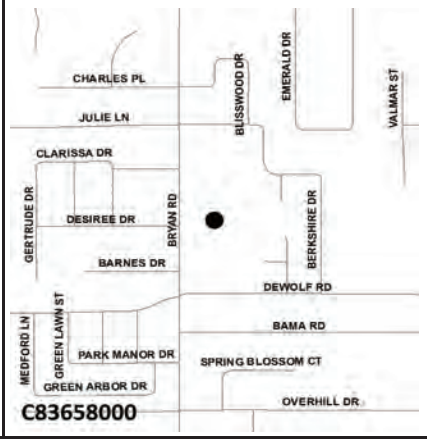

OPERATING COST IMPACT:
Operating costs impact to be determined in the future.

PROJECT COMPLETION DATE: Post Construction

Sources of Funds (in $000s)	Total Estimated Sources	Prior Funding	FY 27 Carryforward	FY 27 Additional	FY 28	FY 29	FY 30	FY 31	Future
ARP Funds	$0	$0	$0	$0	$0	$0	$0	$0	$0
Boat Fees	0	0	0	0	0	0	0	0	0
CDBG-DR	0	0	0	0	0	0	0	0	0
Community Invest. Tax IV	0	0	0	0	0	0	0	0	0
Financing	0	0	0	0	0	0	0	0	0
General Revenues-CW	0	0	0	0	0	0	0	0	0
General Revenues-ELAP	0	0	0	0	0	0	0	0	0
General Revenues-R3M	0	0	0	0	0	0	0	0	0
General Revenues-UA	0	0	0	0	0	0	0	0	0
Grants & County Match	0	0	0	0	0	0	0	0	0
Impact Fees	950	868	82	0	0	0	0	0	0
Other	0	0	0	0	0	0	0	0	0
Undetermined	0	0	0	0	0	0	0	0	0
Subtotal FY 27			$82	$0					
Total	**$950**	**$868**	**$82**		**$0**	**$0**	**$0**	**$0**	**$0**

Uses of Funds (in $000s)	Total Estimated Cost	Prior Expenses	FY 27 Carryforward	FY 27 Additional	FY 28	FY 29	FY 30	FY 31	Future
Capital [1]	$950	$868	$82	$0	$0	$0	$0	$0	$0
Contributions [2]	0	0	0	0	0	0	0	0	0
Non-Capital [3]	0	0	0	0	0	0	0	0	0
Subtotal FY 27			$82	$0					
Total	**$950**	**$868**	**$82**		**$0**	**$0**	**$0**	**$0**	**$0**

[1] Capital includes, but is not limited to, expenses related to capitalizable Development, Design, Land Acquisition, Equipment, Construction and Administration required to complete the project.
[2] Contributions includes, but is not limited to, funding through an agreement to other Government Agencies, Youth Organizations, Cultural Service Organizations and other Non-Profit Organizations.
[3] Non-Capital includes, but is not limited to, expenses related to Building Maintenance, Grounds & Landscaping Maintenance, Non-Capitalizable Equipment and other Professional Services.

PROJECT TITLE: **PROJECT NUMBER: C83655000**
SHIMBERG SPORTS COMPLEX IMPROVEMENTS
CIE REQUIREMENTS: Y
LEVEL OF SERVICE IMPACT: F **PROGRAM: PARKS**

PROJECT DESCRIPTION:
The project is for the purpose of funding improvements/expansion to the existing sports complex at Shimberg Park. Project scope to be determined.

Neighborhood Community Area:
Town and Country

OPERATING COST IMPACT:
Operating cost impact to be determined in the future.

PROJECT COMPLETION DATE: TBD

Sources of Funds (in $000s)	Total Estimated Sources	Prior Funding	FY 27 Carryforward	FY 27 Additional	FY 28	FY 29	FY 30	FY 31	Future
ARP Funds	$0	$0	$0	$0	$0	$0	$0	$0	$0
Boat Fees	0	0	0	0	0	0	0	0	0
CDBG-DR	0	0	0	0	0	0	0	0	0
Community Invest. Tax IV	0	0	0	0	0	0	0	0	0
Financing	0	0	0	0	0	0	0	0	0
General Revenues-CW	0	0	1,250	(1,250)	0	0	0	0	0
General Revenues-ELAP	0	0	0	0	0	0	0	0	0
General Revenues-R3M	0	0	0	0	0	0	0	0	0
General Revenues-UA	1,250	0	0	1,250	0	0	0	0	0
Grants & County Match	0	0	0	0	0	0	0	0	0
Impact Fees	0	0	0	0	0	0	0	0	0
Other	0	0	0	0	0	0	0	0	0
Undetermined	0	0	0	0	0	0	0	0	0
Subtotal FY 27			$1,250	$0					
Total	**$1,250**	**$0**	**$1,250**		**$0**	**$0**	**$0**	**$0**	**$0**

Uses of Funds (in $000s)	Total Estimated Cost	Prior Expenses	FY 27 Carryforward	FY 27 Additional	FY 28	FY 29	FY 30	FY 31	Future
Capital [1]	$1,250	$0	$1,250	$0	$0	$0	$0	$0	$0
Contributions [2]	0	0	0	0	0	0	0	0	0
Non-Capital [3]	0	0	0	0	0	0	0	0	0
Subtotal FY 27			$1,250	$0					
Total	**$1,250**	**$0**	**$1,250**		**$0**	**$0**	**$0**	**$0**	**$0**

[1] Capital includes, but is not limited to, expenses related to capitalizable Development, Design, Land Acquisition, Equipment, Construction and Administration required to complete the project.
[2] Contributions includes, but is not limited to, funding through an agreement to other Government Agencies, Youth Organizations, Cultural Service Organizations and other Non-Profit Organizations.
[3] Non-Capital includes, but is not limited to, expenses related to Building Maintenance, Grounds & Landscaping Maintenance, Non-Capitalizable Equipment and other Professional Services.

PROJECT TITLE: **PROJECT NUMBER: C83712000**
SOUTH COUNTY-DISTRICT 4 PARKS INITIATIVES AND RENOVATIONS
CIE REQUIREMENTS: Y
LEVEL OF SERVICE IMPACT: M **PROGRAM: PARKS**

PROJECT DESCRIPTION:
Renovations and Initiatives to Parks within the South County Distric 4 Area.

Neighborhood Community Area:
Various

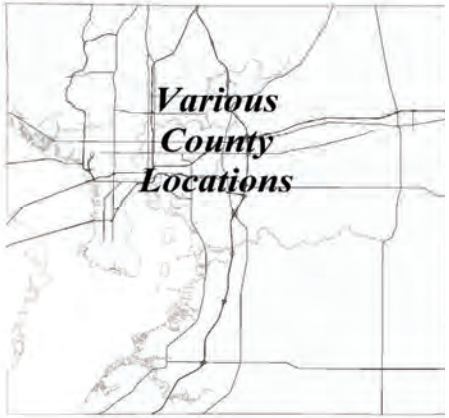

OPERATING COST IMPACT:
No significant change in annual operating costs is anticipated.

PROJECT COMPLETION DATE: TBD

Sources of Funds (in $000s)	Total Estimated Sources	Prior Funding	FY 27 Carryforward	FY 27 Additional	FY 28	FY 29	FY 30	FY 31	Future
ARP Funds	$0	$0	$0	$0	$0	$0	$0	$0	$0
Boat Fees	0	0	0	0	0	0	0	0	0
CDBG-DR	0	0	0	0	0	0	0	0	0
Community Invest. Tax IV	0	0	0	0	0	0	0	0	0
Financing	0	0	0	0	0	0	0	0	0
General Revenues-CW	0	0	0	0	0	0	0	0	0
General Revenues-ELAP	0	0	0	0	0	0	0	0	0
General Revenues-R3M	650	0	0	650	0	0	0	0	0
General Revenues-UA	1,500	0	150	1,350	0	0	0	0	0
Grants & County Match	0	0	0	0	0	0	0	0	0
Impact Fees	0	0	0	0	0	0	0	0	0
Other	0	0	0	0	0	0	0	0	0
Undetermined	0	0	0	0	0	0	0	0	0
Subtotal FY 27			$150	$2,000					
Total	**$2,150**	**$0**	**$2,150**		**$0**	**$0**	**$0**	**$0**	**$0**

Uses of Funds (in $000s)	Total Estimated Cost	Prior Expenses	FY 27 Carryforward	FY 27 Additional	FY 28	FY 29	FY 30	FY 31	Future
Capital [1]	$1,500	$0	$150	$1,350	$0	$0	$0	$0	$0
Contributions [2]	0	0	0	0	0	0	0	0	0
Non-Capital [3]	650	0	0	650	0	0	0	0	0
Subtotal FY 27			$150	$2,000					
Total	**$2,150**	**$0**	**$2,150**		**$0**	**$0**	**$0**	**$0**	**$0**

[1] Capital includes, but is not limited to, expenses related to capitalizable Development, Design, Land Acquisition, Equipment, Construction and Administration required to complete the project.
[2] Contributions includes, but is not limited to, funding through an agreement to other Government Agencies, Youth Organizations, Cultural Service Organizations and other Non-Profit Organizations.
[3] Non-Capital includes, but is not limited to, expenses related to Building Maintenance, Grounds & Landscaping Maintenance, Non-Capitalizable Equipment and other Professional Services.

PROJECT TITLE: SOUTHSHORE PICKLEBALL COMPLEX
PROJECT NUMBER: C83718000
CIE REQUIREMENTS: Y
LEVEL OF SERVICE IMPACT: F
PROGRAM: PARKS

PROJECT DESCRIPTION:
This project plans the development of a regional Pickleball Complex inthe Southshore Pickleball Complex to be located on County-owned property in southern Hillsborough County. This project will support the County initiative for creating great places and providing distinctive experiences.

Neighborhood Community Area:
Apollo Beach

OPERATING COST IMPACT:
Operating costs impact to be determined in the future.

PROJECT COMPLETION DATE: TBD

Sources of Funds (in $000s)	Total Estimated Sources	Prior Funding	FY 27 Carryforward	FY 27 Additional	FY 28	FY 29	FY 30	FY 31	Future
ARP Funds	$0	$0	$0	$0	$0	$0	$0	$0	$0
Boat Fees	0	0	0	0	0	0	0	0	0
CDBG-DR	0	0	0	0	0	0	0	0	0
Community Invest. Tax IV	0	0	0	0	0	0	0	0	0
Financing	0	0	0	0	0	0	0	0	0
General Revenues-CW	0	0	0	0	0	0	0	0	0
General Revenues-ELAP	0	0	0	0	0	0	0	0	0
General Revenues-R3M	0	0	0	0	0	0	0	0	0
General Revenues-UA	0	0	0	0	0	0	0	0	0
Grants & County Match	0	0	0	0	0	0	0	0	0
Impact Fees	5,000	0	0	5,000	0	0	0	0	0
Other	0	0	0	0	0	0	0	0	0
Undetermined	0	0	0	0	0	0	0	0	0
Subtotal FY 27			$0	$5,000					
Total	**$5,000**	**$0**	**$5,000**		**$0**	**$0**	**$0**	**$0**	**$0**

Uses of Funds (in $000s)	Total Estimated Cost	Prior Expenses	FY 27 Carryforward	FY 27 Additional	FY 28	FY 29	FY 30	FY 31	Future
Capital [1]	$5,000	$0	$0	$5,000	$0	$0	$0	$0	$0
Contributions [2]	0	0	0	0	0	0	0	0	0
Non-Capital [3]	0	0	0	0	0	0	0	0	0
Subtotal FY 27			$0	$5,000					
Total	**$5,000**	**$0**	**$5,000**		**$0**	**$0**	**$0**	**$0**	**$0**

[1] Capital includes, but is not limited to, expenses related to capitalizable Development, Design, Land Acquisition, Equipment, Construction and Administration required to complete the project.
[2] Contributions includes, but is not limited to, funding through an agreement to other Government Agencies, Youth Organizations, Cultural Service Organizations and other Non-Profit Organizations.
[3] Non-Capital includes, but is not limited to, expenses related to Building Maintenance, Grounds & Landscaping Maintenance, Non-Capitalizable Equipment and other Professional Services.

PROJECT TITLE: SOUTHSHORE SPORTSPLEX
PROJECT NUMBER: C80324000
CIE REQUIREMENTS: Y
LEVEL OF SERVICE IMPACT: E
PROGRAM: PARKS

PROJECT DESCRIPTION:
This project will provide planning, design and construction for Phase I of a proposed youth sports complex in the South County area. The complex is located within the Waterset development west of I-75. Phase 1 includes 4 multipurpose fields and supporting infrastructure/amenities. Phase 2 funding provided in FY 24 & 25. Phase 2 scope to include baseball/softball fields and supporting infrastructure and amenities.

Neighborhood Community Area:
Apollo Beach

OPERATING COST IMPACT:
Operating cost is estimated to be an additional $250,000 per year.

PROJECT COMPLETION DATE: Various

Sources of Funds (in $000s)	Total Estimated Sources	Prior Funding	FY 27 Carryforward	FY 27 Additional	FY 28	FY 29	FY 30	FY 31	Future
ARP Funds	$0	$0	$0	$0	$0	$0	$0	$0	$0
Boat Fees	0	0	0	0	0	0	0	0	0
CDBG-DR	0	0	0	0	0	0	0	0	0
Community Invest. Tax IV	0	0	0	0	0	0	0	0	0
Financing	8,757	8,757	0	0	0	0	0	0	0
General Revenues-CW	0	0	0	0	0	0	0	0	0
General Revenues-ELAP	0	0	0	0	0	0	0	0	0
General Revenues-R3M	0	0	0	0	0	0	0	0	0
General Revenues-UA	1,431	579	852	0	0	0	0	0	0
Grants & County Match	0	0	0	0	0	0	0	0	0
Impact Fees	19,518	2,880	14,137	2,500	0	0	0	0	0
Other	0	0	0	0	0	0	0	0	0
Undetermined	0	0	0	0	0	0	0	0	0
Subtotal FY 27			$14,989	$2,500					
Total	**$29,705**	**$12,216**	**$17,489**		**$0**	**$0**	**$0**	**$0**	**$0**

Uses of Funds (in $000s)	Total Estimated Cost	Prior Expenses	FY 27 Carryforward	FY 27 Additional	FY 28	FY 29	FY 30	FY 31	Future
Capital [1]	$29,705	$12,215	$14,989	$2,500	$0	$0	$0	$0	$0
Contributions [2]	0	0	0	0	0	0	0	0	0
Non-Capital [3]	1	1	0	0	0	0	0	0	0
Subtotal FY 27			$14,989	$2,500					
Total	**$29,705**	**$12,216**	**$17,489**		**$0**	**$0**	**$0**	**$0**	**$0**

[1] Capital includes, but is not limited to, expenses related to capitalizable Development, Design, Land Acquisition, Equipment, Construction and Administration required to complete the project.
[2] Contributions includes, but is not limited to, funding through an agreement to other Government Agencies, Youth Organizations, Cultural Service Organizations and other Non-Profit Organizations.
[3] Non-Capital includes, but is not limited to, expenses related to Building Maintenance, Grounds & Landscaping Maintenance, Non-Capitalizable Equipment and other Professional Services.

PROJECT TITLE: **PROJECT NUMBER: C83648000**

SPORT LIGHTING REPLACEMENT (R3M) (MP)

CIE REQUIREMENTS: Y

LEVEL OF SERVICE IMPACT: M **PROGRAM: PARKS**

PROJECT DESCRIPTION:

Project is for the replacement of end of life metal halide sports lighting with more energy efficient LED lighting with lighting controls. This project is in alignment with R3M life cycle replacement schedules and will be utilized at various Parks and Recreation locations.

Neighborhood Community Area:

Countywide

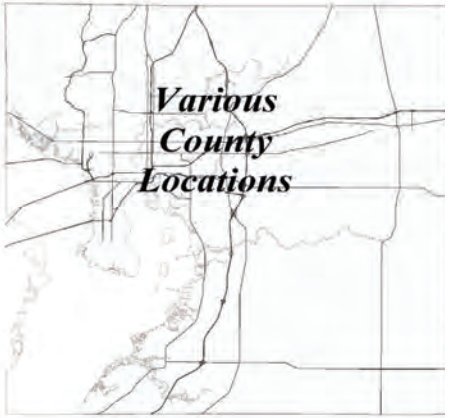

OPERATING COST IMPACT:

No significant change in annual operating costs is anticipated.

PROJECT COMPLETION DATE: Ongoing

Sources of Funds (in $000s)	Total Estimated Sources	Prior Funding	FY 27 Carryforward	FY 27 Additional	FY 28	FY 29	FY 30	FY 31	Future
ARP Funds	$0	$0	$0	$0	$0	$0	$0	$0	$0
Boat Fees	0	0	0	0	0	0	0	0	0
CDBG-DR	0	0	0	0	0	0	0	0	0
Community Invest. Tax IV	0	0	0	0	0	0	0	0	0
Financing	0	0	0	0	0	0	0	0	0
General Revenues-CW	0	0	0	0	0	0	0	0	0
General Revenues-ELAP	0	0	0	0	0	0	0	0	0
General Revenues-R3M	16,000	4,411	4,089	1,500	1,500	1,500	1,500	1,500	0
General Revenues-UA	0	0	0	0	0	0	0	0	0
Grants & County Match	0	0	0	0	0	0	0	0	0
Impact Fees	0	0	0	0	0	0	0	0	0
Other	0	0	0	0	0	0	0	0	0
Undetermined	0	0	0	0	0	0	0	0	0
Subtotal FY 27			$4,089	$1,500					
Total	**$16,000**	**$4,411**	**$5,589**		**$1,500**	**$1,500**	**$1,500**	**$1,500**	**$0**

Uses of Funds (in $000s)	Total Estimated Cost	Prior Expenses	FY 27 Carryforward	FY 27 Additional	FY 28	FY 29	FY 30	FY 31	Future
Capital [1]	$2,802	$2,802	$0	$0	$0	$0	$0	$0	$0
Contributions [2]	0	0	0	0	0	0	0	0	0
Non-Capital [3]	13,198	1,609	4,089	1,500	1,500	1,500	1,500	1,500	0
Subtotal FY 27			$4,089	$1,500					
Total	**$16,000**	**$4,411**	**$5,589**		**$1,500**	**$1,500**	**$1,500**	**$1,500**	**$0**

[1] Capital includes, but is not limited to, expenses related to capitalizable Development, Design, Land Acquisition, Equipment, Construction and Administration required to complete the project.

[2] Contributions includes, but is not limited to, funding through an agreement to other Government Agencies, Youth Organizations, Cultural Service Organizations and other Non-Profit Organizations.

[3] Non-Capital includes, but is not limited to, expenses related to Building Maintenance, Grounds & Landscaping Maintenance, Non-Capitalizable Equipment and other Professional Services.

PROJECT TITLE: **PROJECT NUMBER: C83692000**

SPORTS COMPLEXES IMPROVEMENTS (MP)

CIE REQUIREMENTS: Y

LEVEL OF SERVICE IMPACT: F **PROGRAM: PARKS**

PROJECT DESCRIPTION:

The project will provide improvements to various sports complexes as needed and as budget will allow.

Neighborhood Community Area:

Countywide

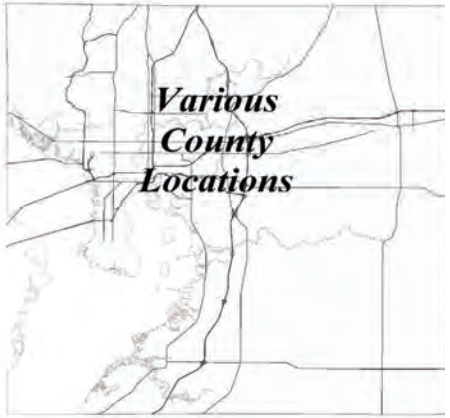

OPERATING COST IMPACT:

Operating costs to be determined on a case-by-case basis at various locations.

PROJECT COMPLETION DATE: Various

Sources of Funds (in $000s)	Total Estimated Sources	Prior Funding	FY 27 Carryforward	FY 27 Additional	FY 28	FY 29	FY 30	FY 31	Future
ARP Funds	$0	$0	$0	$0	$0	$0	$0	$0	$0
Boat Fees	0	0	0	0	0	0	0	0	0
CDBG-DR	0	0	0	0	0	0	0	0	0
Community Invest. Tax IV	0	0	0	0	0	0	0	0	0
Financing	0	0	0	0	0	0	0	0	0
General Revenues-CW	0	0	0	0	0	0	0	0	0
General Revenues-ELAP	0	0	0	0	0	0	0	0	0
General Revenues-R3M	0	0	0	0	0	0	0	0	0
General Revenues-UA	2,100	35	1,565	500	0	0	0	0	0
Grants & County Match	0	0	0	0	0	0	0	0	0
Impact Fees	0	0	0	0	0	0	0	0	0
Other	0	0	0	0	0	0	0	0	0
Undetermined	0	0	0	0	0	0	0	0	0
Subtotal FY 27			$1,565	$500					
Total	**$2,100**	**$35**	**$2,065**		**$0**	**$0**	**$0**	**$0**	**$0**

Uses of Funds (in $000s)	Total Estimated Cost	Prior Expenses	FY 27 Carryforward	FY 27 Additional	FY 28	FY 29	FY 30	FY 31	Future
Capital [1]	$2,100	$35	$1,565	$500	$0	$0	$0	$0	$0
Contributions [2]	0	0	0	0	0	0	0	0	0
Non-Capital [3]	0	0	0	0	0	0	0	0	0
Subtotal FY 27			$1,565	$500					
Total	**$2,100**	**$35**	**$2,065**		**$0**	**$0**	**$0**	**$0**	**$0**

[1] Capital includes, but is not limited to, expenses related to capitalizable Development, Design, Land Acquisition, Equipment, Construction and Administration required to complete the project.

[2] Contributions includes, but is not limited to, funding through an agreement to other Government Agencies, Youth Organizations, Cultural Service Organizations and other Non-Profit Organizations.

[3] Non-Capital includes, but is not limited to, expenses related to Building Maintenance, Grounds & Landscaping Maintenance, Non-Capitalizable Equipment and other Professional Services.

PROJECT TITLE: SPURLINO FAMILY YMCA GYMNASIUM EXPANSION
PROJECT NUMBER: C83711000
CIE REQUIREMENTS: Y
LEVEL OF SERVICE IMPACT: F
PROGRAM: PARKS

PROJECT DESCRIPTION:
Contribution to the Spurlino Expansion, located at 9650 Old Big Bend Family YMCA Gymnasium Road, Riverview, FL 33578.

Neighborhood Community Area:
Riverview

OPERATING COST IMPACT:
There is no annual operating costs to the county.

PROJECT COMPLETION DATE: Contribution

Sources of Funds (in $000s)	Total Estimated Sources	Prior Funding	FY 27 Carryforward	FY 27 Additional	FY 28	FY 29	FY 30	FY 31	Future
ARP Funds	$0	$0	$0	$0	$0	$0	$0	$0	$0
Boat Fees	0	0	0	0	0	0	0	0	0
CDBG-DR	0	0	0	0	0	0	0	0	0
Community Invest. Tax IV	0	0	0	0	0	0	0	0	0
Financing	0	0	0	0	0	0	0	0	0
General Revenues-CW	1,000	500	0	250	250	0	0	0	0
General Revenues-ELAP	0	0	0	0	0	0	0	0	0
General Revenues-R3M	0	0	0	0	0	0	0	0	0
General Revenues-UA	0	0	0	0	0	0	0	0	0
Grants & County Match	0	0	0	0	0	0	0	0	0
Impact Fees	0	0	0	0	0	0	0	0	0
Other	0	0	0	0	0	0	0	0	0
Undetermined	0	0	0	0	0	0	0	0	0
Subtotal FY 27			$0	$250					
Total	**$1,000**	**$500**	**$250**		**$250**	**$0**	**$0**	**$0**	**$0**

Uses of Funds (in $000s)	Total Estimated Cost	Prior Expenses	FY 27 Carryforward	FY 27 Additional	FY 28	FY 29	FY 30	FY 31	Future
Capital [1]	$0	$0	$0	$0	$0	$0	$0	$0	$0
Contributions [2]	1,000	500	0	250	250	0	0	0	0
Non-Capital [3]	0	0	0	0	0	0	0	0	0
Subtotal FY 27			$0	$250					
Total	**$1,000**	**$500**	**$250**		**$250**	**$0**	**$0**	**$0**	**$0**

[1] Capital includes, but is not limited to, expenses related to capitalizable Development, Design, Land Acquisition, Equipment, Construction and Administration required to complete the project.
[2] Contributions includes, but is not limited to, funding through an agreement to other Government Agencies, Youth Organizations, Cultural Service Organizations and other Non-Profit Organizations.
[3] Non-Capital includes, but is not limited to, expenses related to Building Maintenance, Grounds & Landscaping Maintenance, Non-Capitalizable Equipment and other Professional Services.

PROJECT TITLE: SUMMERFIELD COMMUNITY PARK IMPROVEMENTS
PROJECT NUMBER: C83685000
CIE REQUIREMENTS: Y
LEVEL OF SERVICE IMPACT: F
PROGRAM: PARKS

PROJECT DESCRIPTION:
The project will provide preliminary engineering and minor improvements for an 11 acres property which was conveyed to the County by the developer for use as a community Park. The property is located on Fairway Meadow Dr, approximately 600 feet West of Summerfield Drive.

Neighborhood Community Area:
Riverview

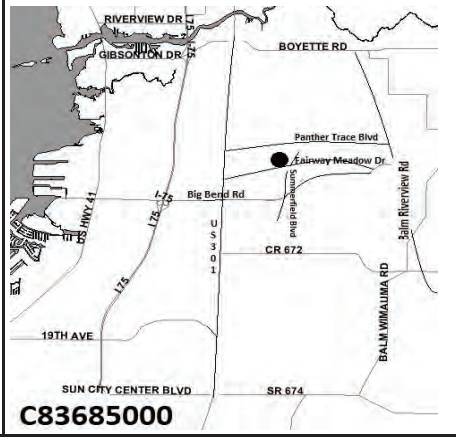

OPERATING COST IMPACT:
Operating cost impact to be determined in the future.

PROJECT COMPLETION DATE: Various

Sources of Funds (in $000s)	Total Estimated Sources	Prior Funding	FY 27 Carryforward	FY 27 Additional	FY 28	FY 29	FY 30	FY 31	Future
ARP Funds	$0	$0	$0	$0	$0	$0	$0	$0	$0
Boat Fees	0	0	0	0	0	0	0	0	0
CDBG-DR	0	0	0	0	0	0	0	0	0
Community Invest. Tax IV	0	0	0	0	0	0	0	0	0
Financing	0	0	0	0	0	0	0	0	0
General Revenues-CW	0	0	0	0	0	0	0	0	0
General Revenues-ELAP	0	0	0	0	0	0	0	0	0
General Revenues-R3M	0	0	0	0	0	0	0	0	0
General Revenues-UA	50	13	37	0	0	0	0	0	0
Grants & County Match	0	0	0	0	0	0	0	0	0
Impact Fees	0	0	0	0	0	0	0	0	0
Other	319	76	243	0	0	0	0	0	0
Undetermined	0	0	0	0	0	0	0	0	0
Subtotal FY 27			$280	$0					
Total	**$369**	**$89**	**$280**		**$0**	**$0**	**$0**	**$0**	**$0**

Uses of Funds (in $000s)	Total Estimated Cost	Prior Expenses	FY 27 Carryforward	FY 27 Additional	FY 28	FY 29	FY 30	FY 31	Future
Capital [1]	$369	$89	$280	$0	$0	$0	$0	$0	$0
Contributions [2]	0	0	0	0	0	0	0	0	0
Non-Capital [3]	0	0	0	0	0	0	0	0	0
Subtotal FY 27			$280	$0					
Total	**$369**	**$89**	**$280**		**$0**	**$0**	**$0**	**$0**	**$0**

[1] Capital includes, but is not limited to, expenses related to capitalizable Development, Design, Land Acquisition, Equipment, Construction and Administration required to complete the project.
[2] Contributions includes, but is not limited to, funding through an agreement to other Government Agencies, Youth Organizations, Cultural Service Organizations and other Non-Profit Organizations.
[3] Non-Capital includes, but is not limited to, expenses related to Building Maintenance, Grounds & Landscaping Maintenance, Non-Capitalizable Equipment and other Professional Services.

PROJECT TITLE: SYNTHETIC TURF FIELDS (MP)
PROJECT NUMBER: C83301000
CIE REQUIREMENTS: Y
LEVEL OF SERVICE IMPACT: M
PROGRAM: PARKS

PROJECT DESCRIPTION:
To provide new Synthetic Turf fields at various Countywide Athletic Parks. Locations to be prioritized by Parks and Recreation Department.

Neighborhood Community Area:
Countywide

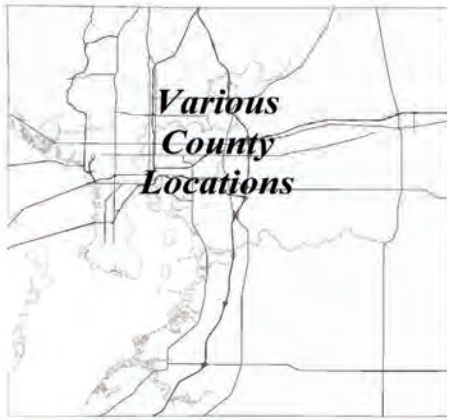

OPERATING COST IMPACT:
No significant change in annual operating costs is anticipated.

PROJECT COMPLETION DATE: Various

Sources of Funds (in $000s)	Total Estimated Sources	Prior Funding	FY 27 Carryforward	FY 27 Additional	FY 28	FY 29	FY 30	FY 31	Future
ARP Funds	$0	$0	$0	$0	$0	$0	$0	$0	$0
Boat Fees	0	0	0	0	0	0	0	0	0
CDBG-DR	0	0	0	0	0	0	0	0	0
Community Invest. Tax IV	0	0	0	0	0	0	0	0	0
Financing	7,000	5,310	1,690	0	0	0	0	0	0
General Revenues-CW	2,200	0	0	2,200	0	0	0	0	0
General Revenues-ELAP	0	0	0	0	0	0	0	0	0
General Revenues-R3M	0	0	0	0	0	0	0	0	0
General Revenues-UA	0	0	0	0	0	0	0	0	0
Grants & County Match	0	0	0	0	0	0	0	0	0
Impact Fees	1,082	1,082	0	0	0	0	0	0	0
Other	0	0	0	0	0	0	0	0	0
Undetermined	0	0	0	0	0	0	0	0	0
Subtotal FY 27			$1,690	$2,200					
Total	**$10,282**	**$6,393**	**$3,890**		**$0**	**$0**	**$0**	**$0**	**$0**

Uses of Funds (in $000s)	Total Estimated Cost	Prior Expenses	FY 27 Carryforward	FY 27 Additional	FY 28	FY 29	FY 30	FY 31	Future
Capital [1]	$10,279	$6,390	$1,690	$2,200	$0	$0	$0	$0	$0
Contributions [2]	0	0	0	0	0	0	0	0	0
Non-Capital [3]	3	3	0	0	0	0	0	0	0
Subtotal FY 27			$1,690	$2,200					
Total	**$10,282**	**$6,393**	**$3,890**		**$0**	**$0**	**$0**	**$0**	**$0**

[1] Capital includes, but is not limited to, expenses related to capitalizable Development, Design, Land Acquisition, Equipment, Construction and Administration required to complete the project.
[2] Contributions includes, but is not limited to, funding through an agreement to other Government Agencies, Youth Organizations, Cultural Service Organizations and other Non-Profit Organizations.
[3] Non-Capital includes, but is not limited to, expenses related to Building Maintenance, Grounds & Landscaping Maintenance, Non-Capitalizable Equipment and other Professional Services.

PROJECT TITLE: TEMPLE TERRACE PARK IMPROVEMENTS
PROJECT NUMBER: C83688000
CIE REQUIREMENTS: Y
LEVEL OF SERVICE IMPACT: F
PROGRAM: PARKS

PROJECT DESCRIPTION:
Funding established to provide improvements to a park operated by the City of Temple Terrace. Location to be determined by the city.

Neighborhood Community Area:
City of Temple Terrace

OPERATING COST IMPACT:
There is no annual operating costs to the county.

PROJECT COMPLETION DATE: Contribution

Sources of Funds (in $000s)	Total Estimated Sources	Prior Funding	FY 27 Carryforward	FY 27 Additional	FY 28	FY 29	FY 30	FY 31	Future
ARP Funds	$0	$0	$0	$0	$0	$0	$0	$0	$0
Boat Fees	0	0	0	0	0	0	0	0	0
CDBG-DR	0	0	0	0	0	0	0	0	0
Community Invest. Tax IV	0	0	0	0	0	0	0	0	0
Financing	0	0	0	0	0	0	0	0	0
General Revenues-CW	450	0	450	0	0	0	0	0	0
General Revenues-ELAP	0	0	0	0	0	0	0	0	0
General Revenues-R3M	0	0	0	0	0	0	0	0	0
General Revenues-UA	0	0	0	0	0	0	0	0	0
Grants & County Match	0	0	0	0	0	0	0	0	0
Impact Fees	0	0	0	0	0	0	0	0	0
Other	0	0	0	0	0	0	0	0	0
Undetermined	0	0	0	0	0	0	0	0	0
Subtotal FY 27			$450	$0					
Total	**$450**	**$0**	**$450**		**$0**	**$0**	**$0**	**$0**	**$0**

Uses of Funds (in $000s)	Total Estimated Cost	Prior Expenses	FY 27 Carryforward	FY 27 Additional	FY 28	FY 29	FY 30	FY 31	Future
Capital [1]	$0	$0	$0	$0	$0	$0	$0	$0	$0
Contributions [2]	450	0	450	0	0	0	0	0	0
Non-Capital [3]	0	0	0	0	0	0	0	0	0
Subtotal FY 27			$450	$0					
Total	**$450**	**$0**	**$450**		**$0**	**$0**	**$0**	**$0**	**$0**

[1] Capital includes, but is not limited to, expenses related to capitalizable Development, Design, Land Acquisition, Equipment, Construction and Administration required to complete the project.
[2] Contributions includes, but is not limited to, funding through an agreement to other Government Agencies, Youth Organizations, Cultural Service Organizations and other Non-Profit Organizations.
[3] Non-Capital includes, but is not limited to, expenses related to Building Maintenance, Grounds & Landscaping Maintenance, Non-Capitalizable Equipment and other Professional Services.

PROJECT TITLE: **PROJECT NUMBER: C83314000**

TENNIS & BASKETBALL COURT RENOVATIONS AND REPLACEMENTS (R3M) (MP)

CIE REQUIREMENTS: Y

LEVEL OF SERVICE IMPACT: M **PROGRAM: PARKS**

PROJECT DESCRIPTION:

Project is for replacing and renovating Tennis and Basketball courts at various County parks as part of scheduled lifecycle replacement in accordance with the Repair, Renovation, Replacement and Maintenance (R3M) Program.

OPERATING COST IMPACT:

No significant change in annual operating costs is anticipated.

PROJECT COMPLETION DATE: Ongoing

Neighborhood Community Area:

Countywide

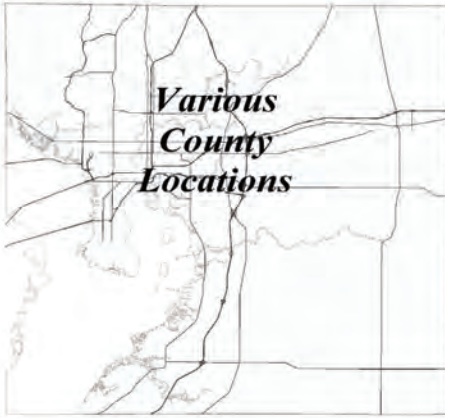

Sources of Funds (in $000s)	Total Estimated Sources	Prior Funding	FY 27 Carryforward	FY 27 Additional	FY 28	FY 29	FY 30	FY 31	Future
ARP Funds	$0	$0	$0	$0	$0	$0	$0	$0	$0
Boat Fees	0	0	0	0	0	0	0	0	0
CDBG-DR	0	0	0	0	0	0	0	0	0
Community Invest. Tax IV	0	0	0	0	0	0	0	0	0
Financing	0	0	0	0	0	0	0	0	0
General Revenues-CW	0	0	0	0	0	0	0	0	0
General Revenues-ELAP	0	0	0	0	0	0	0	0	0
General Revenues-R3M	2,965	2,092	373	500	0	0	0	0	0
General Revenues-UA	0	0	0	0	0	0	0	0	0
Grants & County Match	0	0	0	0	0	0	0	0	0
Impact Fees	0	0	0	0	0	0	0	0	0
Other	0	0	0	0	0	0	0	0	0
Undetermined	0	0	0	0	0	0	0	0	0
Subtotal FY 27			$373	$500					
Total	**$2,965**	**$2,092**	**$873**		**$0**	**$0**	**$0**	**$0**	**$0**

Uses of Funds (in $000s)	Total Estimated Cost	Prior Expenses	FY 27 Carryforward	FY 27 Additional	FY 28	FY 29	FY 30	FY 31	Future
Capital [1]	$0	$0	$0	$0	$0	$0	$0	$0	$0
Contributions [2]	0	0	0	0	0	0	0	0	0
Non-Capital [3]	2,965	2,092	373	500	0	0	0	0	0
Subtotal FY 27			$373	$500					
Total	**$2,965**	**$2,092**	**$873**		**$0**	**$0**	**$0**	**$0**	**$0**

[1] Capital includes, but is not limited to, expenses related to capitalizable Development, Design, Land Acquisition, Equipment, Construction and Administration required to complete the project.

[2] Contributions includes, but is not limited to, funding through an agreement to other Government Agencies, Youth Organizations, Cultural Service Organizations and other Non-Profit Organizations.

[3] Non-Capital includes, but is not limited to, expenses related to Building Maintenance, Grounds & Landscaping Maintenance, Non-Capitalizable Equipment and other Professional Services.

PROJECT TITLE: **PROJECT NUMBER: C83291000**

THE HISTORIC MOSELEY HOMESTEAD RENOVATIONS/PRESERVATION

CIE REQUIREMENTS: Y

LEVEL OF SERVICE IMPACT: M **PROGRAM: PARKS**

PROJECT DESCRIPTION:

Contribution of $250,000 to Timberly Trust, Trustee for the Historic Moseley Homestead for the purpose of renovations to preserve the buildings within this designated historic landmark site. In FY 20, the BOCC approved an additional $600,000 for preservation of assets at the Moseley Homestead and $600,000 for construction of a community center. Additionally in FY 23, the Board approved an additional $200,000 constribution for the project. Subsequently in FY 26, the Board approved an and additional $25,000 constribution for the project.

OPERATING COST IMPACT:

There is no annual operating costs to the county.

PROJECT COMPLETION DATE: TBD

Neighborhood Community Area:

Brandon

Sources of Funds (in $000s)	Total Estimated Sources	Prior Funding	FY 27 Carryforward	FY 27 Additional	FY 28	FY 29	FY 30	FY 31	Future
ARP Funds	$0	$0	$0	$0	$0	$0	$0	$0	$0
Boat Fees	0	0	0	0	0	0	0	0	0
CDBG-DR	0	0	0	0	0	0	0	0	0
Community Invest. Tax IV	0	0	0	0	0	0	0	0	0
Financing	0	0	0	0	0	0	0	0	0
General Revenues-CW	475	246	229	0	0	0	0	0	0
General Revenues-ELAP	0	0	0	0	0	0	0	0	0
General Revenues-R3M	0	0	0	0	0	0	0	0	0
General Revenues-UA	0	0	0	0	0	0	0	0	0
Grants & County Match	0	0	0	0	0	0	0	0	0
Impact Fees	0	0	0	0	0	0	0	0	0
Other	1,200	0	1,200	0	0	0	0	0	0
Undetermined	0	0	0	0	0	0	0	0	0
Subtotal FY 27			$1,429	$0					
Total	**$1,675**	**$246**	**$1,429**		**$0**	**$0**	**$0**	**$0**	**$0**

Uses of Funds (in $000s)	Total Estimated Cost	Prior Expenses	FY 27 Carryforward	FY 27 Additional	FY 28	FY 29	FY 30	FY 31	Future
Capital [1]	$0	$0	$0	$0	$0	$0	$0	$0	$0
Contributions [2]	1,429	0	1,429	0	0	0	0	0	0
Non-Capital [3]	246	246	0	0	0	0	0	0	0
Subtotal FY 27			$1,429	$0					
Total	**$1,675**	**$246**	**$1,429**		**$0**	**$0**	**$0**	**$0**	**$0**

[1] Capital includes, but is not limited to, expenses related to capitalizable Development, Design, Land Acquisition, Equipment, Construction and Administration required to complete the project.

[2] Contributions includes, but is not limited to, funding through an agreement to other Government Agencies, Youth Organizations, Cultural Service Organizations and other Non-Profit Organizations.

[3] Non-Capital includes, but is not limited to, expenses related to Building Maintenance, Grounds & Landscaping Maintenance, Non-Capitalizable Equipment and other Professional Services.

PROJECT TITLE: **PROJECT NUMBER: C83643000**

THONOTOSASSA PARK IMPROVEMENT/EXPANSION

CIE REQUIREMENTS: Y

LEVEL OF SERVICE IMPACT: M **PROGRAM: PARKS**

PROJECT DESCRIPTION:

The purpose of the project is to provide new/expanded sports and recreational amenities for the Thonotosassa Community. The project will be planned in conjunction with a new replacement library on a recently acquired 36-acre property located at 10217 Main Street, Thonotosassa, north of the existing park at 10132 Skewlee road. Additional land acquired for the Park together with redeveloping the existing sports complex at the adjacent elementary school. Various options for the improvements will be considered; a master plan will be developed for shared infrastructure and amenities with the library.

OPERATING COST IMPACT:

Operating cost is estimated to be an additional $55,000 per year.

PROJECT COMPLETION DATE: Jun 2028

Neighborhood Community Area:

Thonotosassa

Sources of Funds (in $000s)	Total Estimated Sources	Prior Funding	FY 27 Carryforward	FY 27 Additional	FY 28	FY 29	FY 30	FY 31	Future
ARP Funds	$0	$0	$0	$0	$0	$0	$0	$0	$0
Boat Fees	0	0	0	0	0	0	0	0	0
CDBG-DR	0	0	0	0	0	0	0	0	0
Community Invest. Tax IV	0	0	0	0	0	0	0	0	0
Financing	0	0	0	0	0	0	0	0	0
General Revenues-CW	0	0	0	0	0	0	0	0	0
General Revenues-ELAP	0	0	0	0	0	0	0	0	0
General Revenues-R3M	0	0	0	0	0	0	0	0	0
General Revenues-UA	9,418	0	9,418	0	0	0	0	0	0
Grants & County Match	710	0	710	0	0	0	0	0	0
Impact Fees	1,250	920	330	0	0	0	0	0	0
Other	0	0	0	0	0	0	0	0	0
Undetermined	0	0	0	0	0	0	0	0	0
Subtotal FY 27			$10,458	$0					
Total	**$11,378**	**$920**	**$10,458**		**$0**	**$0**	**$0**	**$0**	**$0**

Uses of Funds (in $000s)	Total Estimated Cost	Prior Expenses	FY 27 Carryforward	FY 27 Additional	FY 28	FY 29	FY 30	FY 31	Future
Capital [1]	$11,378	$920	$10,458	$0	$0	$0	$0	$0	$0
Contributions [2]	0	0	0	0	0	0	0	0	0
Non-Capital [3]	0	0	0	0	0	0	0	0	0
Subtotal FY 27			$10,458	$0					
Total	**$11,378**	**$920**	**$10,458**		**$0**	**$0**	**$0**	**$0**	**$0**

[1] Capital includes, but is not limited to, expenses related to capitalizable Development, Design, Land Acquisition, Equipment, Construction and Administration required to complete the project.

[2] Contributions includes, but is not limited to, funding through an agreement to other Government Agencies, Youth Organizations, Cultural Service Organizations and other Non-Profit Organizations.

[3] Non-Capital includes, but is not limited to, expenses related to Building Maintenance, Grounds & Landscaping Maintenance, Non-Capitalizable Equipment and other Professional Services.

PROJECT TITLE: **PROJECT NUMBER: C83673000**

VETERANS MEMORIAL PARK ENTRANCE AND OTHER IMPROVEMENTS

CIE REQUIREMENTS: Y

LEVEL OF SERVICE IMPACT: E **PROGRAM: PARKS**

PROJECT DESCRIPTION:

The project will provide development of the Park entrance and other improvements including enhancements to memorials, infrastructure, and amenities. Project will support land acquisition and development for future expansion.

OPERATING COST IMPACT:

No significant change in annual operating costs is anticipated.

PROJECT COMPLETION DATE: Various

Neighborhood Community Area:

East Lake Orient Park

Sources of Funds (in $000s)	Total Estimated Sources	Prior Funding	FY 27 Carryforward	FY 27 Additional	FY 28	FY 29	FY 30	FY 31	Future
ARP Funds	$0	$0	$0	$0	$0	$0	$0	$0	$0
Boat Fees	0	0	0	0	0	0	0	0	0
CDBG-DR	0	0	0	0	0	0	0	0	0
Community Invest. Tax IV	965	965	0	0	0	0	0	0	0
Financing	0	0	0	0	0	0	0	0	0
General Revenues-CW	16,100	5,196	10,904	0	0	0	0	0	0
General Revenues-ELAP	0	0	0	0	0	0	0	0	0
General Revenues-R3M	0	0	0	0	0	0	0	0	0
General Revenues-UA	0	0	0	0	0	0	0	0	0
Grants & County Match	0	0	0	0	0	0	0	0	0
Impact Fees	0	0	0	0	0	0	0	0	0
Other	0	0	0	0	0	0	0	0	0
Undetermined	0	0	0	0	0	0	0	0	0
Subtotal FY 27			$10,904	$0					
Total	**$17,065**	**$6,161**	**$10,904**		**$0**	**$0**	**$0**	**$0**	**$0**

Uses of Funds (in $000s)	Total Estimated Cost	Prior Expenses	FY 27 Carryforward	FY 27 Additional	FY 28	FY 29	FY 30	FY 31	Future
Capital [1]	$17,065	$6,161	$10,904	$0	$0	$0	$0	$0	$0
Contributions [2]	0	0	0	0	0	0	0	0	0
Non-Capital [3]	0	0	0	0	0	0	0	0	0
Subtotal FY 27			$10,904	$0					
Total	**$17,065**	**$6,161**	**$10,904**		**$0**	**$0**	**$0**	**$0**	**$0**

[1] Capital includes, but is not limited to, expenses related to capitalizable Development, Design, Land Acquisition, Equipment, Construction and Administration required to complete the project.

[2] Contributions includes, but is not limited to, funding through an agreement to other Government Agencies, Youth Organizations, Cultural Service Organizations and other Non-Profit Organizations.

[3] Non-Capital includes, but is not limited to, expenses related to Building Maintenance, Grounds & Landscaping Maintenance, Non-Capitalizable Equipment and other Professional Services.

PROJECT TITLE: **PROJECT NUMBER: C83676000**

VETERANS MEMORIAL PARK RENOVATIONS (R3M)

CIE REQUIREMENTS: Y

LEVEL OF SERVICE IMPACT: M **PROGRAM: PARKS**

PROJECT DESCRIPTION:

The project will provide design and construction of renovation/replacement to the existing Rear Admiral Leroy Collins, Jr. Veterans Museum located at the park

OPERATING COST IMPACT:

No significant change in annual operating costs is anticipated.

PROJECT COMPLETION DATE: TBD

Neighborhood Community Area:

East Lake Orient Park

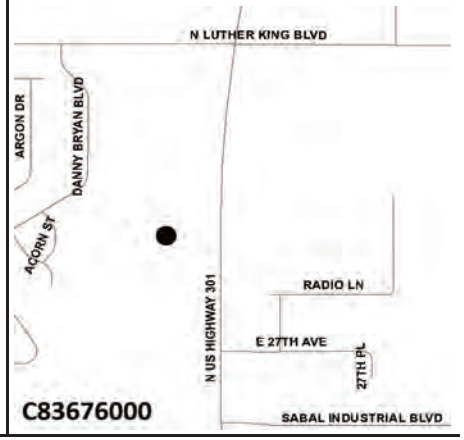

Sources of Funds (in $000s)	Total Estimated Sources	Prior Funding	FY 27 Carryforward	FY 27 Additional	FY 28	FY 29	FY 30	FY 31	Future
ARP Funds	$0	$0	$0	$0	$0	$0	$0	$0	$0
Boat Fees	0	0	0	0	0	0	0	0	0
CDBG-DR	0	0	0	0	0	0	0	0	0
Community Invest. Tax IV	0	0	0	0	0	0	0	0	0
Financing	0	0	0	0	0	0	0	0	0
General Revenues-CW	0	0	0	0	0	0	0	0	0
General Revenues-ELAP	0	0	0	0	0	0	0	0	0
General Revenues-R3M	1,200	346	854	0	0	0	0	0	0
General Revenues-UA	0	0	0	0	0	0	0	0	0
Grants & County Match	0	0	0	0	0	0	0	0	0
Impact Fees	0	0	0	0	0	0	0	0	0
Other	0	0	0	0	0	0	0	0	0
Undetermined	0	0	0	0	0	0	0	0	0
Subtotal FY 27			$854	$0					
Total	**$1,200**	**$346**	**$854**		**$0**	**$0**	**$0**	**$0**	**$0**

Uses of Funds (in $000s)	Total Estimated Cost	Prior Expenses	FY 27 Carryforward	FY 27 Additional	FY 28	FY 29	FY 30	FY 31	Future
Capital [1]	$10	$10	$0	$0	$0	$0	$0	$0	$0
Contributions [2]	0	0	0	0	0	0	0	0	0
Non-Capital [3]	1,190	336	854	0	0	0	0	0	0
Subtotal FY 27			$854	$0					
Total	**$1,200**	**$346**	**$854**		**$0**	**$0**	**$0**	**$0**	**$0**

[1] Capital includes, but is not limited to, expenses related to capitalizable Development, Design, Land Acquisition, Equipment, Construction and Administration required to complete the project.

[2] Contributions includes, but is not limited to, funding through an agreement to other Government Agencies, Youth Organizations, Cultural Service Organizations and other Non-Profit Organizations.

[3] Non-Capital includes, but is not limited to, expenses related to Building Maintenance, Grounds & Landscaping Maintenance, Non-Capitalizable Equipment and other Professional Services.

PROJECT TITLE: **PROJECT NUMBER: C83709000**

VICTOR CRIST CENTER CHILLER AND CONTROLS REPLACEMENTS (R3M)

CIE REQUIREMENTS: Y

LEVEL OF SERVICE IMPACT: M **PROGRAM: PARKS**

PROJECT DESCRIPTION:

Project is for the replacement of the HVAC Chillers that serve the Center that have reached their life expectancy.

OPERATING COST IMPACT:

No significant change in annual operating costs is anticipated.

PROJECT COMPLETION DATE: Oct 2027

Neighborhood Community Area:

University Area Community

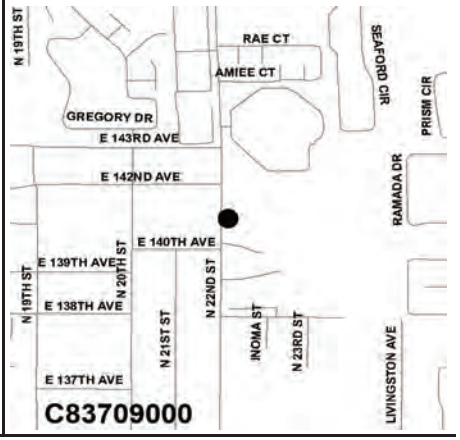

Sources of Funds (in $000s)	Total Estimated Sources	Prior Funding	FY 27 Carryforward	FY 27 Additional	FY 28	FY 29	FY 30	FY 31	Future
ARP Funds	$0	$0	$0	$0	$0	$0	$0	$0	$0
Boat Fees	0	0	0	0	0	0	0	0	0
CDBG-DR	0	0	0	0	0	0	0	0	0
Community Invest. Tax IV	0	0	0	0	0	0	0	0	0
Financing	0	0	0	0	0	0	0	0	0
General Revenues-CW	0	0	0	0	0	0	0	0	0
General Revenues-ELAP	0	0	0	0	0	0	0	0	0
General Revenues-R3M	750	0	750	0	0	0	0	0	0
General Revenues-UA	0	0	0	0	0	0	0	0	0
Grants & County Match	0	0	0	0	0	0	0	0	0
Impact Fees	0	0	0	0	0	0	0	0	0
Other	0	0	0	0	0	0	0	0	0
Undetermined	0	0	0	0	0	0	0	0	0
Subtotal FY 27			$750	$0					
Total	**$750**	**$0**	**$750**		**$0**	**$0**	**$0**	**$0**	**$0**

Uses of Funds (in $000s)	Total Estimated Cost	Prior Expenses	FY 27 Carryforward	FY 27 Additional	FY 28	FY 29	FY 30	FY 31	Future
Capital [1]	$0	$0	$0	$0	$0	$0	$0	$0	$0
Contributions [2]	0	0	0	0	0	0	0	0	0
Non-Capital [3]	750	0	750	0	0	0	0	0	0
Subtotal FY 27			$750	$0					
Total	**$750**	**$0**	**$750**		**$0**	**$0**	**$0**	**$0**	**$0**

[1] Capital includes, but is not limited to, expenses related to capitalizable Development, Design, Land Acquisition, Equipment, Construction and Administration required to complete the project.

[2] Contributions includes, but is not limited to, funding through an agreement to other Government Agencies, Youth Organizations, Cultural Service Organizations and other Non-Profit Organizations.

[3] Non-Capital includes, but is not limited to, expenses related to Building Maintenance, Grounds & Landscaping Maintenance, Non-Capitalizable Equipment and other Professional Services.

PROJECT TITLE: **PROJECT NUMBER: C83710000**

VICTOR CRIST CENTER ROOF REPLACEMENT (R3M)

CIE REQUIREMENTS: Y

LEVEL OF SERVICE IMPACT: M **PROGRAM: PARKS**

PROJECT DESCRIPTION:

Project is for the replacement of the roof that has reached its life expectancy.

OPERATING COST IMPACT:

No significant change in annual operating costs is anticipated.

PROJECT COMPLETION DATE: Oct 2027

Neighborhood Community Area:

University Area Community

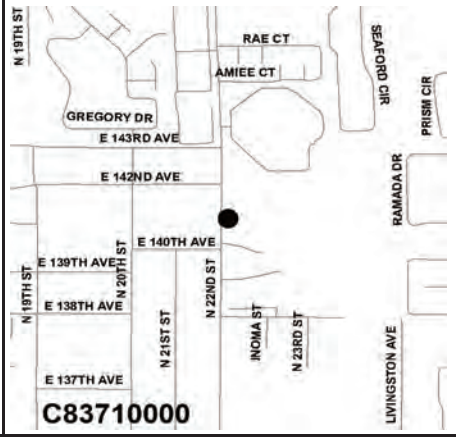

Sources of Funds (in $000s)	Total Estimated Sources	Prior Funding	FY 27 Carryforward	FY 27 Additional	FY 28	FY 29	FY 30	FY 31	Future
ARP Funds	$0	$0	$0	$0	$0	$0	$0	$0	$0
Boat Fees	0	0	0	0	0	0	0	0	0
CDBG-DR	0	0	0	0	0	0	0	0	0
Community Invest. Tax IV	0	0	0	0	0	0	0	0	0
Financing	0	0	0	0	0	0	0	0	0
General Revenues-CW	0	0	0	0	0	0	0	0	0
General Revenues-ELAP	0	0	0	0	0	0	0	0	0
General Revenues-R3M	1,500	29	1,471	0	0	0	0	0	0
General Revenues-UA	0	0	0	0	0	0	0	0	0
Grants & County Match	0	0	0	0	0	0	0	0	0
Impact Fees	0	0	0	0	0	0	0	0	0
Other	0	0	0	0	0	0	0	0	0
Undetermined	0	0	0	0	0	0	0	0	0
Subtotal FY 27			$1,471	$0					
Total	**$1,500**	**$29**	**$1,471**		**$0**	**$0**	**$0**	**$0**	**$0**

Uses of Funds (in $000s)	Total Estimated Cost	Prior Expenses	FY 27 Carryforward	FY 27 Additional	FY 28	FY 29	FY 30	FY 31	Future
Capital [1]	$0	$0	$0	$0	$0	$0	$0	$0	$0
Contributions [2]	0	0	0	0	0	0	0	0	0
Non-Capital [3]	1,500	29	1,471	0	0	0	0	0	0
Subtotal FY 27			$1,471	$0					
Total	**$1,500**	**$29**	**$1,471**		**$0**	**$0**	**$0**	**$0**	**$0**

[1] Capital includes, but is not limited to, expenses related to capitalizable Development, Design, Land Acquisition, Equipment, Construction and Administration required to complete the project.

[2] Contributions includes, but is not limited to, funding through an agreement to other Government Agencies, Youth Organizations, Cultural Service Organizations and other Non-Profit Organizations.

[3] Non-Capital includes, but is not limited to, expenses related to Building Maintenance, Grounds & Landscaping Maintenance, Non-Capitalizable Equipment and other Professional Services.

PROJECT TITLE: **PROJECT NUMBER: C83716000**

WEST PARK FIELD IMPROVEMENTS

CIE REQUIREMENTS: Y

LEVEL OF SERVICE IMPACT: M **PROGRAM: PARKS**

PROJECT DESCRIPTION:

This project will upgrade the natural turf baseball field at West Park into a multipurpose synthetic turf field. The project would also provide funding for supporting infrastructure such as lighting and parking. The goal is to provide more opportunities for use at the park by creating a space where multiple sports can be safely played.

OPERATING COST IMPACT:

No significant change in annual operating costs is anticipated.

PROJECT COMPLETION DATE: TBD

Neighborhood Community Area:

Northwest Hillsborough

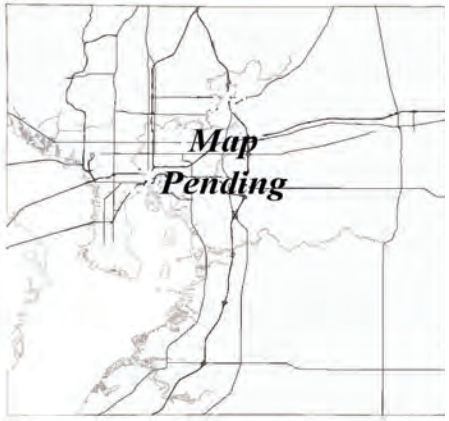

Sources of Funds (in $000s)	Total Estimated Sources	Prior Funding	FY 27 Carryforward	FY 27 Additional	FY 28	FY 29	FY 30	FY 31	Future
ARP Funds	$0	$0	$0	$0	$0	$0	$0	$0	$0
Boat Fees	0	0	0	0	0	0	0	0	0
CDBG-DR	0	0	0	0	0	0	0	0	0
Community Invest. Tax IV	0	0	0	0	0	0	0	0	0
Financing	0	0	0	0	0	0	0	0	0
General Revenues-CW	0	0	0	0	0	0	0	0	0
General Revenues-ELAP	0	0	0	0	0	0	0	0	0
General Revenues-R3M	0	0	0	0	0	0	0	0	0
General Revenues-UA	2,500	0	0	2,500	0	0	0	0	0
Grants & County Match	0	0	0	0	0	0	0	0	0
Impact Fees	0	0	0	0	0	0	0	0	0
Other	0	0	0	0	0	0	0	0	0
Undetermined	0	0	0	0	0	0	0	0	0
Subtotal FY 27			$0	$2,500					
Total	**$2,500**	**$0**	**$2,500**		**$0**	**$0**	**$0**	**$0**	**$0**

Uses of Funds (in $000s)	Total Estimated Cost	Prior Expenses	FY 27 Carryforward	FY 27 Additional	FY 28	FY 29	FY 30	FY 31	Future
Capital [1]	$2,500	$0	$0	$2,500	$0	$0	$0	$0	$0
Contributions [2]	0	0	0	0	0	0	0	0	0
Non-Capital [3]	0	0	0	0	0	0	0	0	0
Subtotal FY 27			$0	$2,500					
Total	**$2,500**	**$0**	**$2,500**		**$0**	**$0**	**$0**	**$0**	**$0**

[1] Capital includes, but is not limited to, expenses related to capitalizable Development, Design, Land Acquisition, Equipment, Construction and Administration required to complete the project.

[2] Contributions includes, but is not limited to, funding through an agreement to other Government Agencies, Youth Organizations, Cultural Service Organizations and other Non-Profit Organizations.

[3] Non-Capital includes, but is not limited to, expenses related to Building Maintenance, Grounds & Landscaping Maintenance, Non-Capitalizable Equipment and other Professional Services.

PROJECT TITLE:
WILLIAMS PARK EXPANSION AND SAFETY IMPROVEMENTS
CIE REQUIREMENTS: Y
LEVEL OF SERVICE IMPACT: M

PROJECT NUMBER: C83720000

PROGRAM: PARKS

PROJECT DESCRIPTION:
This project will improve safety and security at Williams Park as well as expand on existing parking to increase user capacity for the boat ramp.

Neighborhood Community Area:
Riverview

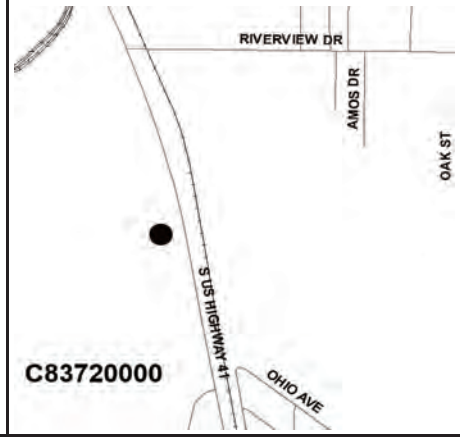

OPERATING COST IMPACT:
No significant change in annual operating costs is anticipated.

PROJECT COMPLETION DATE: TBD

Sources of Funds (in $000s)	Total Estimated Sources	Prior Funding	FY 27 Carryforward	FY 27 Additional	FY 28	FY 29	FY 30	FY 31	Future
ARP Funds	$0	$0	$0	$0	$0	$0	$0	$0	$0
Boat Fees	0	0	0	0	0	0	0	0	0
CDBG-DR	0	0	0	0	0	0	0	0	0
Community Invest. Tax IV	0	0	0	0	0	0	0	0	0
Financing	0	0	0	0	0	0	0	0	0
General Revenues-CW	1,500	0	0	1,500	0	0	0	0	0
General Revenues-ELAP	0	0	0	0	0	0	0	0	0
General Revenues-R3M	0	0	0	0	0	0	0	0	0
General Revenues-UA	0	0	0	0	0	0	0	0	0
Grants & County Match	0	0	0	0	0	0	0	0	0
Impact Fees	0	0	0	0	0	0	0	0	0
Other	0	0	0	0	0	0	0	0	0
Undetermined	0	0	0	0	0	0	0	0	0
Subtotal FY 27			$0	$1,500					
Total	**$1,500**	**$0**	**$1,500**		**$0**	**$0**	**$0**	**$0**	**$0**

Uses of Funds (in $000s)	Total Estimated Cost	Prior Expenses	FY 27 Carryforward	FY 27 Additional	FY 28	FY 29	FY 30	FY 31	Future
Capital [1]	$1,500	$0	$0	$1,500	$0	$0	$0	$0	$0
Contributions [2]	0	0	0	0	0	0	0	0	0
Non-Capital [3]	0	0	0	0	0	0	0	0	0
Subtotal FY 27			$0	$1,500					
Total	**$1,500**	**$0**	**$1,500**		**$0**	**$0**	**$0**	**$0**	**$0**

[1] Capital includes, but is not limited to, expenses related to capitalizable Development, Design, Land Acquisition, Equipment, Construction and Administration required to complete the project.
[2] Contributions includes, but is not limited to, funding through an agreement to other Government Agencies, Youth Organizations, Cultural Service Organizations and other Non-Profit Organizations.
[3] Non-Capital includes, but is not limited to, expenses related to Building Maintenance, Grounds & Landscaping Maintenance, Non-Capitalizable Equipment and other Professional Services.

PROJECT TITLE:
WIMAUMA NEW COMMUNITY CENTER
CIE REQUIREMENTS: Y
LEVEL OF SERVICE IMPACT: F

PROJECT NUMBER: C83705000

PROGRAM: PARKS

PROJECT DESCRIPTION:
The project is for the purpose of project development /preliminary engineering for a future community center and library together with expanded park amenities at the existing Bethune Park located at 5809 Edina St, Wimauma, FL and 6714 North St., Wimauma, FL. This is anticipated to be a partnership project between Library and Parks Services based on the Bethune Park Master Plan presented to the Board in January 2025. Separate funding is included for this project within the Library Services CIP.

Neighborhood Community Area:
Wimauma

OPERATING COST IMPACT:
Operating cost impact to be determined in the future.

PROJECT COMPLETION DATE: TBD

Sources of Funds (in $000s)	Total Estimated Sources	Prior Funding	FY 27 Carryforward	FY 27 Additional	FY 28	FY 29	FY 30	FY 31	Future
ARP Funds	$0	$0	$0	$0	$0	$0	$0	$0	$0
Boat Fees	0	0	0	0	0	0	0	0	0
CDBG-DR	0	0	0	0	0	0	0	0	0
Community Invest. Tax IV	0	0	0	0	0	0	0	0	0
Financing	0	0	0	0	0	0	0	0	0
General Revenues-CW	0	0	0	0	0	0	0	0	0
General Revenues-ELAP	0	0	0	0	0	0	0	0	0
General Revenues-R3M	0	0	0	0	0	0	0	0	0
General Revenues-UA	100	0	100	0	0	0	0	0	0
Grants & County Match	0	0	0	0	0	0	0	0	0
Impact Fees	0	0	0	0	0	0	0	0	0
Other	0	0	0	0	0	0	0	0	0
Undetermined	0	0	0	0	0	0	0	0	0
Subtotal FY 27			$100	$0					
Total	**$100**	**$0**	**$100**		**$0**	**$0**	**$0**	**$0**	**$0**

Uses of Funds (in $000s)	Total Estimated Cost	Prior Expenses	FY 27 Carryforward	FY 27 Additional	FY 28	FY 29	FY 30	FY 31	Future
Capital [1]	$100	$0	$100	$0	$0	$0	$0	$0	$0
Contributions [2]	0	0	0	0	0	0	0	0	0
Non-Capital [3]	0	0	0	0	0	0	0	0	0
Subtotal FY 27			$100	$0					
Total	**$100**	**$0**	**$100**		**$0**	**$0**	**$0**	**$0**	**$0**

[1] Capital includes, but is not limited to, expenses related to capitalizable Development, Design, Land Acquisition, Equipment, Construction and Administration required to complete the project.
[2] Contributions includes, but is not limited to, funding through an agreement to other Government Agencies, Youth Organizations, Cultural Service Organizations and other Non-Profit Organizations.
[3] Non-Capital includes, but is not limited to, expenses related to Building Maintenance, Grounds & Landscaping Maintenance, Non-Capitalizable Equipment and other Professional Services.

Hillsborough County Florida

For more information, contact the Management & Budget Department
(813) 272-5890 • HCFL.gov/Budget

Solid Waste Enterprise Program



Hillsborough County Florida

For more information, contact the Management & Budget Department
(813) 272-5890 • HCFL.gov/Budget

SOLID WASTE ENTERPRISE PROGRAM
SOURCES AND USES OF FUNDS SUMMARY
(in thousands)

Sources of Funds:	TOTAL ESTIMATED SOURCES	PRIOR FUNDING	FY 27 Carryforward	FY 27 Additional	FY 28	FY 29	FY 30	FY 31	FUTURE
Enterprise Fees	$194,155	$39,847	$75,792	$0	$68,016	$3,500	$3,500	$3,500	$0
Financing	90,322	6,468	83,854	0	0	0	0	0	0
Subtotal FY 27			$159,646	$0					
Total	**$284,477**	**$46,315**	**$159,646**		**$68,016**	**$3,500**	**$3,500**	**$3,500**	**$0**

TOTAL FY 27 - FY 31 = $238,162

Uses of Funds:	TOTAL ESTIMATED COST	PRIOR EXPENSES	FY 27 Carryforward	FY 27 Additional	FY 28	FY 29	FY 30	FY 31	FUTURE
Capital [1]	$283,280	$45,118	$159,646	$0	$68,016	$3,500	$3,500	$3,500	$0
Contributions [2]	0	0	0	0	0	0	0	0	0
Non-Capital [3]	1,197	1,197	0	0	0	0	0	0	0
Subtotal FY 27			$159,646	$0					
Total	**$284,477**	**$46,315**	**$159,646**		**$68,016**	**$3,500**	**$3,500**	**$3,500**	**$0**

TOTAL FY 27 - FY 31 = $238,162

[1] Capital includes, but is not limited to, expenses related to capitalizable Development, Design, Land Acquisition, Equipment, Construction and Administration required to complete the project.

[2] Contributions includes, but is not limited to, funding through an agreement to other Government Agencies, Youth Organizations, Cultural Service Organizations and other Non-Profit Organizations.

[3] Non-Capital includes, but is not limited to, expenses related to Building Maintenance, Grounds & Landscaping Maintenance, Non-Capitalizable Equipment and other Professional Services.

SOLID WASTE ENTERPRISE PROGRAM
COMPLETED AND CANCELED PROJECTS - FY 26

PROJECT NUMBER	PROJECT TITLE	ACTUAL/PROJECTED COMPLETION DATE (1)
DEFERRED PROJECTS		
C54084000	Solid Waste Operations Center (SWOC)	Deferred

(1) Includes projects anticipated to be completed by 09/30/26

SOLID WASTE ENTERPRISE PROGRAM
PROJECTS SUMMARY SCHEDULE
(in thousands)

PROJECT NUMBER	PROJECT TITLE	TOTAL ESTIMATED COST	PRIOR EXPENSES	FY 27		FY 28	FY 29	FY 30	FY 31	FUTURE	PROJECT COMPLETION DATE
				Carryforward	Additional						
C54065000	Countywide Solid Waste Management Facilities (MP)	$47,903	$13,743	$16,660	$0	$7,000	$3,500	$3,500	$3,500	$0	Ongoing
C54067000	Northwest Transfer Facility Improvements	57,920	5,002	52,918	0	0	0	0	0	0	Dec 2029
C54075000	Resource Recovery Facility Improvements (MP)	15,650	9,308	6,342	0	0	0	0	0	0	Ongoing
C54089000	RRF Waste Handling and Crane Improvements	20,000	963	19,037	0	0	0	0	0	0	Dec 2029
C54080000	Southeast County Landfill Closure	35,762	50	25,416	0	10,296	0	0	0	0	Various
C54077000	Southeast County Landfill Expansion	92,242	16,249	25,273	0	50,720	0	0	0	0	Dec 2030
C54087000	Southeast County Landfill Leachate Storage System	15,000	1,000	14,000	0	0	0	0	0	0	Dec 2027
	Subtotal FY 27			$159,646	$0						
	Total Solid Waste Enterprise Program	$284,477	$46,315	$159,646		$68,016	$3,500	$3,500	$3,500	$0	

TOTAL FY 27 - FY 31 = $238,162

* New Project TBD - To be Determined

(MP) - Master Project - A listing of sub-projects under this master project will appear in the Appendix section of the CIP document.

PROJECT TITLE:
COUNTYWIDE SOLID WASTE MANAGEMENT FACILITIES (MP)
CIE REQUIREMENTS: Y
LEVEL OF SERVICE IMPACT: E

PROJECT NUMBER: C54065000

PROGRAM: SOLID WASTE ENTERPRISE

PROJECT DESCRIPTION:
Provide planning, design, procurement of materials and equipment, construction of new and/or existing facility rehabilitation, replacement, or expansion of assets at various Solid Waste facilities to maintain, expand or address deficiencies related to the level of service needed for the residents of Hillsborough County. The project is intended for activities at, but not limited to: active and closed landfills, landfill gas systems, leachate treatment, transfer stations, yard waste facilities, community collection centers, household hazardous waste collection facilities, customer service centers, various sustainability initiatives, environmental protection programs, emergency management, or infrastructure, and various programs and enterprises that support the operations of the solid waste management department.

OPERATING COST IMPACT:
No significant change in operating cost is anticipated.

PROJECT COMPLETION DATE: Ongoing

Neighborhood Community Area:
Countywide

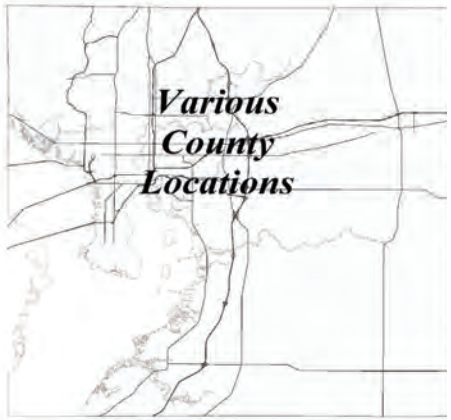

Sources of Funds (in $000s)	Total Estimated Sources	Prior Funding	FY 27 Carryforward	FY 27 Additional	FY 28	FY 29	FY 30	FY 31	Future
Enterprise Fees	$47,232	$13,072	$16,660	$0	$7,000	$3,500	$3,500	$3,500	$0
Financing	671	671	0	0	0	0	0	0	0
Undetermined	0	0	0	0	0	0	0	0	0
Subtotal FY 27			$16,660	$0					
Total	**$47,903**	**$13,743**	**$16,660**		**$7,000**	**$3,500**	**$3,500**	**$3,500**	**$0**

Uses of Funds (in $000s)	Total Estimated Cost	Prior Expenses	FY 27 Carryforward	FY 27 Additional	FY 28	FY 29	FY 30	FY 31	Future
Capital [1]	$46,859	$12,699	$16,660	$0	$7,000	$3,500	$3,500	$3,500	$0
Contributions [2]	0	0	0	0	0	0	0	0	0
Non-Capital [3]	1,044	1,044	0	0	0	0	0	0	0
Subtotal FY 27			$16,660	$0					
Total	**$47,903**	**$13,743**	**$16,660**		**$7,000**	**$3,500**	**$3,500**	**$3,500**	**$0**

[1] Capital includes, but is not limited to, expenses related to capitalizable Development, Design, Land Acquisition, Equipment, Construction and Administration required to complete the project.
[2] Contributions includes, but is not limited to, funding through an agreement to other Government Agencies, Youth Organizations, Cultural Service Organizations and other Non-Profit Organizations.
[3] Non-Capital includes, but is not limited to, expenses related to Building Maintenance, Grounds & Landscaping Maintenance, Non-Capitalizable Equipment and other Professional Services.

PROJECT TITLE:
NORTHWEST TRANSFER FACILITY IMPROVEMENTS
CIE REQUIREMENTS: Y
LEVEL OF SERVICE IMPACT: E

PROJECT NUMBER: C54067000

PROGRAM: SOLID WASTE ENTERPRISE

PROJECT DESCRIPTION:
Design, permitting, construction, construction quality assurance and inspections for improvements to the Scalehouse, Fuel Island, new enlarged Transfer Station onsite leachate, sewerage collection and disposal . Major improvements are necessary to provide a better site configuration thus improving safety, customer traffic flow, improve stormwater management, improve efficiency of the operation and an expanded layout that will improve the overall customer experience while using the facility.

OPERATING COST IMPACT:
No significant change in operating cost is anticipated.

PROJECT COMPLETION DATE: Dec 2029

Neighborhood Community Area:
Northwest Hillsborough

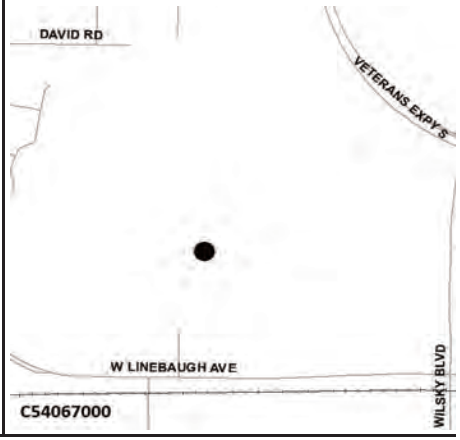

Sources of Funds (in $000s)	Total Estimated Sources	Prior Funding	FY 27 Carryforward	FY 27 Additional	FY 28	FY 29	FY 30	FY 31	Future
Enterprise Fees	$3,269	$1,168	$2,101	$0	$0	$0	$0	$0	$0
Financing	54,651	3,834	50,817	0	0	0	0	0	0
Undetermined	0	0	0	0	0	0	0	0	0
Subtotal FY 27			$52,918	$0					
Total	**$57,920**	**$5,002**	**$52,918**		**$0**	**$0**	**$0**	**$0**	**$0**

Uses of Funds (in $000s)	Total Estimated Cost	Prior Expenses	FY 27 Carryforward	FY 27 Additional	FY 28	FY 29	FY 30	FY 31	Future
Capital [1]	$57,920	$5,002	$52,918	$0	$0	$0	$0	$0	$0
Contributions [2]	0	0	0	0	0	0	0	0	0
Non-Capital [3]	0	0	0	0	0	0	0	0	0
Subtotal FY 27			$52,918	$0					
Total	**$57,920**	**$5,002**	**$52,918**		**$0**	**$0**	**$0**	**$0**	**$0**

[1] Capital includes, but is not limited to, expenses related to capitalizable Development, Design, Land Acquisition, Equipment, Construction and Administration required to complete the project.
[2] Contributions includes, but is not limited to, funding through an agreement to other Government Agencies, Youth Organizations, Cultural Service Organizations and other Non-Profit Organizations.
[3] Non-Capital includes, but is not limited to, expenses related to Building Maintenance, Grounds & Landscaping Maintenance, Non-Capitalizable Equipment and other Professional Services.

PROJECT TITLE:
RESOURCE RECOVERY FACILITY IMPROVEMENTS (MP)
CIE REQUIREMENTS: Y
LEVEL OF SERVICE IMPACT: M

PROJECT NUMBER: C54075000

PROGRAM: SOLID WASTE ENTERPRISE

PROJECT DESCRIPTION:
The Resource Recovery Facility (RRF) has four (4) boilers that burn municipal solid waste to generate steam for two (2) turbines that generate 35-40 Megawatts (MW) of electricity for use by other County Departments and for retail sales that generate revenue for the Department. Three of the Boilers, Units 1 through 3, were built in 1989 and Unit 4 was built in 2009. Anticipated capital costs include - Road Improvements, Boiler Units 1 through Unit 3 (increases combustion efficiency for increase processing) Ash/Runoff Diversion (increased environmental protection with separation of stormwater and ash); Boiler Steam and Tube Replacement and upgrade(replacement of tubes with different metal alloys for improved service life); and facility system improvement to other waste handling and combustion systems; electrical generating capacity and transmission; environmental, safety controls and facility improvements to operations and customer service.

OPERATING COST IMPACT:
No significant change in operating cost is anticipated.

PROJECT COMPLETION DATE: Ongoing

Neighborhood Community Area:
Brandon

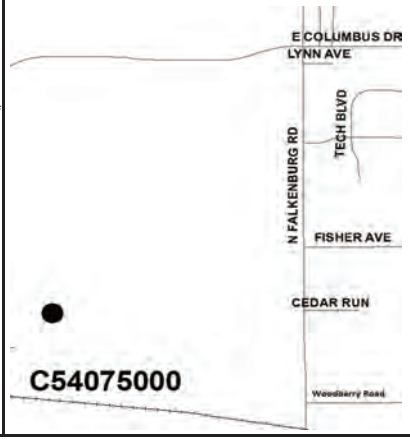

Sources of Funds (in $000s)	Total Estimated Sources	Prior Funding	FY 27 Carryforward	FY 27 Additional	FY 28	FY 29	FY 30	FY 31	Future
Enterprise Fees	$15,650	$9,308	$6,342	$0	$0	$0	$0	$0	$0
Financing	0	0	0	0	0	0	0	0	0
Undetermined	0	0	0	0	0	0	0	0	0
Subtotal FY 27			$6,342	$0					
Total	**$15,650**	**$9,308**	**$6,342**		**$0**	**$0**	**$0**	**$0**	**$0**

Uses of Funds (in $000s)	Total Estimated Cost	Prior Expenses	FY 27 Carryforward	FY 27 Additional	FY 28	FY 29	FY 30	FY 31	Future
Capital [1]	$15,498	$9,155	$6,342	$0	$0	$0	$0	$0	$0
Contributions [2]	0	0	0	0	0	0	0	0	0
Non-Capital [3]	152	152	0	0	0	0	0	0	0
Subtotal FY 27			$6,342	$0					
Total	**$15,650**	**$9,308**	**$6,342**		**$0**	**$0**	**$0**	**$0**	**$0**

[1] Capital includes, but is not limited to, expenses related to capitalizable Development, Design, Land Acquisition, Equipment, Construction and Administration required to complete the project.
[2] Contributions includes, but is not limited to, funding through an agreement to other Government Agencies, Youth Organizations, Cultural Service Organizations and other Non-Profit Organizations.
[3] Non-Capital includes, but is not limited to, expenses related to Building Maintenance, Grounds & Landscaping Maintenance, Non-Capitalizable Equipment and other Professional Services.

PROJECT TITLE:
RRF WASTE HANDLING AND CRANE IMPROVEMENTS
CIE REQUIREMENTS: Y
LEVEL OF SERVICE IMPACT: E

PROJECT NUMBER: C54089000

PROGRAM: SOLID WASTE ENTERPRISE

PROJECT DESCRIPTION:
The replacement of the Crane System at the Resource Recovery Facility (RRF) to improve efficiency of handling of waste. The current Crane System is past it's life expectancy and undersized to meet current operational capacity. Replacing the current system will provide reliability and decrease downtime allowing the operator (Reworld formally known as Covanta) to move route trucks in and out of the facility more efficiently.

OPERATING COST IMPACT:
The operation and maintenance will fall under Reworld (formally known as Covanta) operational contract with Hillsborough County.

PROJECT COMPLETION DATE: Dec 2029

Neighborhood Community Area:
Brandon

Sources of Funds (in $000s)	Total Estimated Sources	Prior Funding	FY 27 Carryforward	FY 27 Additional	FY 28	FY 29	FY 30	FY 31	Future
Enterprise Fees	$0	$0	$0	$0	$0	$0	$0	$0	$0
Financing	20,000	963	19,037	0	0	0	0	0	0
Undetermined	0	0	0	0	0	0	0	0	0
Subtotal FY 27			$19,037	$0					
Total	**$20,000**	**$963**	**$19,037**		**$0**	**$0**	**$0**	**$0**	**$0**

Uses of Funds (in $000s)	Total Estimated Cost	Prior Expenses	FY 27 Carryforward	FY 27 Additional	FY 28	FY 29	FY 30	FY 31	Future
Capital [1]	$20,000	$963	$19,037	$0	$0	$0	$0	$0	$0
Contributions [2]	0	0	0	0	0	0	0	0	0
Non-Capital [3]	0	0	0	0	0	0	0	0	0
Subtotal FY 27			$19,037	$0					
Total	**$20,000**	**$963**	**$19,037**		**$0**	**$0**	**$0**	**$0**	**$0**

[1] Capital includes, but is not limited to, expenses related to capitalizable Development, Design, Land Acquisition, Equipment, Construction and Administration required to complete the project.
[2] Contributions includes, but is not limited to, funding through an agreement to other Government Agencies, Youth Organizations, Cultural Service Organizations and other Non-Profit Organizations.
[3] Non-Capital includes, but is not limited to, expenses related to Building Maintenance, Grounds & Landscaping Maintenance, Non-Capitalizable Equipment and other Professional Services.

PROJECT TITLE:
SOUTHEAST COUNTY LANDFILL CLOSURE
CIE REQUIREMENTS: Y
LEVEL OF SERVICE IMPACT: E

PROJECT NUMBER: C54080000

PROGRAM: SOLID WASTE ENTERPRISE

PROJECT DESCRIPTION:
Design, permitting and construction for closure of phases at the Southeast County Landfill.

Due to the rapid expansion of growth in Hillsborough County, the amount of waste material being disposed at the Southeast County Landfill has increased significantly.

As a result, portions of Phases 2 and 3 at the Southeast County Landfill will reach final design elevation and they must be closed in accordance to FDEP Rules.

OPERATING COST IMPACT:
No significant change in operating cost is anticipated.

PROJECT COMPLETION DATE: Various

Neighborhood Community Area:
South Rural

Sources of Funds (in $000s)	Total Estimated Sources	Prior Funding	FY 27 Carryforward	FY 27 Additional	FY 28	FY 29	FY 30	FY 31	Future
Enterprise Fees	$35,762	$50	$25,416	$0	$10,296	$0	$0	$0	$0
Financing	0	0	0	0	0	0	0	0	0
Undetermined	0	0	0	0	0	0	0	0	0
Subtotal FY 27			$25,416	$0					
Total	**$35,762**	**$50**	**$25,416**		**$10,296**	**$0**	**$0**	**$0**	**$0**

Uses of Funds (in $000s)	Total Estimated Cost	Prior Expenses	FY 27 Carryforward	FY 27 Additional	FY 28	FY 29	FY 30	FY 31	Future
Capital [1]	$35,762	$50	$25,416	$0	$10,296	$0	$0	$0	$0
Contributions [2]	0	0	0	0	0	0	0	0	0
Non-Capital [3]	0	0	0	0	0	0	0	0	0
Subtotal FY 27			$25,416	$0					
Total	**$35,762**	**$50**	**$25,416**		**$10,296**	**$0**	**$0**	**$0**	**$0**

[1] Capital includes, but is not limited to, expenses related to capitalizable Development, Design, Land Acquisition, Equipment, Construction and Administration required to complete the project.
[2] Contributions includes, but is not limited to, funding through an agreement to other Government Agencies, Youth Organizations, Cultural Service Organizations and other Non-Profit Organizations.
[3] Non-Capital includes, but is not limited to, expenses related to Building Maintenance, Grounds & Landscaping Maintenance, Non-Capitalizable Equipment and other Professional Services.

PROJECT TITLE:
SOUTHEAST COUNTY LANDFILL EXPANSION
CIE REQUIREMENTS: Y
LEVEL OF SERVICE IMPACT: E

PROJECT NUMBER: C54077000

PROGRAM: SOLID WASTE ENTERPRISE

PROJECT DESCRIPTION:
This projection will be for the complete design and construction of a new landfill disposal expansion project designated as Section 10. The expansion will increase landfill capacity in order to accommodate the additional waste generation from the growing population within Hillsborough County. The project will include geotechnical engineering, karst evaluation, design, permitting, and construction of the new double lined Class I waste disposal landfill cell.

OPERATING COST IMPACT:
No significant change in operating cost is anticipated.

PROJECT COMPLETION DATE: Dec 2030

Neighborhood Community Area:
South Rural

Sources of Funds (in $000s)	Total Estimated Sources	Prior Funding	FY 27 Carryforward	FY 27 Additional	FY 28	FY 29	FY 30	FY 31	Future
Enterprise Fees	$92,242	$16,249	$25,273	$0	$50,720	$0	$0	$0	$0
Financing	0	0	0	0	0	0	0	0	0
Undetermined	0	0	0	0	0	0	0	0	0
Subtotal FY 27			$25,273	$0					
Total	**$92,242**	**$16,249**	**$25,273**		**$50,720**	**$0**	**$0**	**$0**	**$0**

Uses of Funds (in $000s)	Total Estimated Cost	Prior Expenses	FY 27 Carryforward	FY 27 Additional	FY 28	FY 29	FY 30	FY 31	Future
Capital [1]	$92,242	$16,249	$25,273	$0	$50,720	$0	$0	$0	$0
Contributions [2]	0	0	0	0	0	0	0	0	0
Non-Capital [3]	0	0	0	0	0	0	0	0	0
Subtotal FY 27			$25,273	$0					
Total	**$92,242**	**$16,249**	**$25,273**		**$50,720**	**$0**	**$0**	**$0**	**$0**

[1] Capital includes, but is not limited to, expenses related to capitalizable Development, Design, Land Acquisition, Equipment, Construction and Administration required to complete the project.
[2] Contributions includes, but is not limited to, funding through an agreement to other Government Agencies, Youth Organizations, Cultural Service Organizations and other Non-Profit Organizations.
[3] Non-Capital includes, but is not limited to, expenses related to Building Maintenance, Grounds & Landscaping Maintenance, Non-Capitalizable Equipment and other Professional Services.

PROJECT TITLE:
SOUTHEAST COUNTY LANDFILL LEACHATE STORAGE SYSTEM

PROJECT NUMBER: C54087000

CIE REQUIREMENTS: Y

LEVEL OF SERVICE IMPACT: E

PROGRAM: SOLID WASTE ENTERPRISE

PROJECT DESCRIPTION:
Replacement of existing 575,000-gallon steel leachate storage tank at the Southeast County Landfill. The new containment and storage system will include two (2) 1-million gallons to provide storage and redundancy during tank maintenance periods for increased volumes of leachate being removed from the landfill, especially during rainy season.

OPERATING COST IMPACT:
No significant change in operating cost is anticipated.

PROJECT COMPLETION DATE: Dec 2027

Neighborhood Community Area:
South Rural

Sources of Funds (in $000s)	Total Estimated Sources	Prior Funding	FY 27 Carryforward	FY 27 Additional	FY 28	FY 29	FY 30	FY 31	Future
Enterprise Fees	$0	$0	$0	$0	$0	$0	$0	$0	$0
Financing	15,000	1,000	14,000	0	0	0	0	0	0
Undetermined	0	0	0	0	0	0	0	0	0
Subtotal FY 27			$14,000	$0					
Total	**$15,000**	**$1,000**	**$14,000**		**$0**	**$0**	**$0**	**$0**	**$0**

Uses of Funds (in $000s)	Total Estimated Cost	Prior Expenses	FY 27 Carryforward	FY 27 Additional	FY 28	FY 29	FY 30	FY 31	Future
Capital [1]	$15,000	$1,000	$14,000	$0	$0	$0	$0	$0	$0
Contributions [2]	0	0	0	0	0	0	0	0	0
Non-Capital [3]	0	0	0	0	0	0	0	0	0
Subtotal FY 27			$14,000	$0					
Total	**$15,000**	**$1,000**	**$14,000**		**$0**	**$0**	**$0**	**$0**	**$0**

[1] Capital includes, but is not limited to, expenses related to capitalizable Development, Design, Land Acquisition, Equipment, Construction and Administration required to complete the project.
[2] Contributions includes, but is not limited to, funding through an agreement to other Government Agencies, Youth Organizations, Cultural Service Organizations and other Non-Profit Organizations.
[3] Non-Capital includes, but is not limited to, expenses related to Building Maintenance, Grounds & Landscaping Maintenance, Non-Capitalizable Equipment and other Professional Services.

Hillsborough County Florida

For more information, contact the Management & Budget Department
(813) 272-5890 • HCFL.gov/Budget

Stormwater Program



Hillsborough County Florida

For more information, contact the Management & Budget Department
(813) 272-5890 • HCFL.gov/Budget

STORMWATER PROGRAM
SOURCES AND USES OF FUNDS SUMMARY
(in thousands)

Sources of Funds:	TOTAL ESTIMATED SOURCES	PRIOR FUNDING	FY 27 Carryforward	FY 27 Additional	FY 28	FY 29	FY 30	FY 31	FUTURE
ARP Funds	$16,380	$16,130	$250	$0	$0	$0	$0	$0	$0
CDBG-DR	105,317	0	105,317	0	0	0	0	0	0
Community Invest. Tax III	7,487	5,442	2,045	0	0	0	0	0	0
General Revenues-CW	1,696	1,217	479	0	0	0	0	0	0
General Revenues-UA	10,000	767	9,233	0	0	0	0	0	0
Grants & County Match	64,875	12,022	2,480	(77)	2,350	900	17,350	29,850	0
Other	3,000	2,999	1	0	0	0	0	0	0
Stormwater Fees	427,454	177,901	24,054	25,900	51,500	51,100	48,750	48,250	0
Subtotal FY 27			$143,860	$25,823					
Total	**$636,210**	**$216,477**	**$169,683**		**$53,850**	**$52,000**	**$66,100**	**$78,100**	**$0**

TOTAL FY 27 - FY 31 = $419,733

Uses of Funds:	TOTAL ESTIMATED COST	PRIOR EXPENSES	FY 27 Carryforward	FY 27 Additional	FY 28	FY 29	FY 30	FY 31	FUTURE
Capital [1]	$635,527	$216,111	$143,542	$25,823	$53,850	$52,000	$66,100	$78,100	$0
Contributions [2]	592	275	317	0	0	0	0	0	0
Non-Capital [3]	91	91	0	0	0	0	0	0	0
Subtotal FY 27			$143,860	$25,823					
Total	**$636,210**	**$216,477**	**$169,683**		**$53,850**	**$52,000**	**$66,100**	**$78,100**	**$0**

TOTAL FY 27 - FY 31 = $419,733

[1] Capital includes, but is not limited to, expenses related to capitalizable Development, Design, Land Acquisition, Equipment, Construction and Administration required to complete the project.

[2] Contributions includes, but is not limited to, funding through an agreement to other Government Agencies, Youth Organizations, Cultural Service Organizations and other Non-Profit Organizations.

[3] Non-Capital includes, but is not limited to, expenses related to Building Maintenance, Grounds & Landscaping Maintenance, Non-Capitalizable Equipment and other Professional Services.

STORMWATER PROGRAM
COMPLETED AND CANCELED PROJECTS - FY 26

PROJECT NUMBER	PROJECT TITLE	ACTUAL/PROJECTED COMPLETION DATE (1)
COMPLETED PROJECTS		
C46139000	Neighborhood Drainage Improvements (MP)	Sep 2026
C46188000	Progress Village Local Drainage Improvements - ARP Act 3 Funds	Sep 2026
DEFERRED PROJECTS		
C46141000	Water Quality Improvements and Environmental Program (MP)	Future Funding Pending

(1) Includes projects anticipated to be completed by 09/30/26

STORMWATER PROGRAM
PROJECTS SUMMARY SCHEDULE
(in thousands)

PROJECT NUMBER	PROJECT TITLE	TOTAL ESTIMATED COST	PRIOR EXPENSES	FY 27		FY 28	FY 29	FY 30	FY 31	FUTURE	PROJECT COMPLETION DATE
				Carryforward	Additional						
C46143000	Canal Dredging and Preventative Measures (MP)	$592	$275	$317	$0	$0	$0	$0	$0	$0	Ongoing
C46142000	Culvert Renewal & Replacement Program (MP)	140,729	120,256	13,573	6,900	0	0	0	0	0	Ongoing
C46193000**	Culvert Replacements - CDBG-DR (MP)	30,434	0	30,434	0	0	0	0	0	0	Ongoing
C46190000	Culvert Upgrade and Enhancement (MP)	1,000	14	986	0	0	0	0	0	0	Ongoing
C46148000***	Culverts Renewal & Replacement Program (MP)	130,000	0	0	3,500	32,000	30,500	32,000	32,000	0	Ongoing
C46147000	Ditch and Channel Restoration (MP)	34,950	5,639	2,261	6,000	7,200	6,850	3,250	3,750	0	Ongoing
C46194000**	Ditch and Sidedrain Restoration - CDBG-DR (MP)	45,000	0	45,000	0	0	0	0	0	0	Ongoing
C46191000**	Drainage Improvements - CDBG-DR (MP)	23,247	0	23,247	0	0	0	0	0	0	Ongoing
C46132000	Major Neighborhood Drainage Improvements (MP)	11,564	9,215	2,349	0	0	0	0	0	0	Ongoing
C46145000	Neighborhood Drainage Capital Improvements (MP)	84,032	43,022	11,210	4,500	7,300	6,500	6,000	5,500	0	Ongoing
C46185000	Progress Village Regional Drainage Improvements - ARP Act 3 Funds	16,380	16,130	250	0	0	0	0	0	0	Dec 2026
C46144000	Stormwater Pump Station Repair & Replacement (MP)	24,592	6,971	3,370	1,500	1,500	3,750	4,000	3,500	0	Ongoing
C46192000**	Stormwater Pump Stations - CDBG-DR (MP)	6,636	0	6,636	0	0	0	0	0	0	Ongoing
C46137000	Watershed Drainage Improvements (MP)	63,625	5,545	1,956	1,923	2,000	2,000	19,100	31,100	0	Ongoing
C46140000	Watershed Master Plan Updates (MP)	23,429	9,410	2,269	1,500	3,850	2,400	1,750	2,250	0	Ongoing
	Subtotal FY 27			$143,860	$25,823						
	Total Stormwater Program	$636,210	$216,477	$169,683		$53,850	$52,000	$66,100	$78,100	$0	

TOTAL FY 27 - FY 31 = $419,733

* New Project TBD - To be Determined

** Added to the Capital Improvement Program as part of a Budget Amendment in Fiscal Year 2026.

*** Added to the Capital Improvement Program to replace CIP C46142000 to streamline project management and reporting.

(MP) - Master Project - A listing of sub-projects under this master project will appear in the Appendix section of the CIP document.

PROJECT TITLE: **PROJECT NUMBER: C46143000**

CANAL DREDGING AND PREVENTATIVE MEASURES (MP)

CIE REQUIREMENTS: Y

LEVEL OF SERVICE IMPACT: M **PROGRAM: STORMWATER**

PROJECT DESCRIPTION:

The Canal Dredging Grant Program was put in place to provide grant funding for coastal canal dredge projects that will improve and enhance navigation pursuant to the Board of County Commissioners' Policy #01.31.01.00. Applicants may apply to the County to receive up to $50,000 in funding for qualifying coastal canal dredging projects. Matching funds must be provided by the applicant on a 2 (applicant) to 1 (County) basis, and County funding, if awarded, will be provided on a reimbursable basis.

OPERATING COST IMPACT:

There are no operating or maintenance costs associated with this project.

PROJECT COMPLETION DATE: Ongoing

Neighborhood Community Area:

Countywide

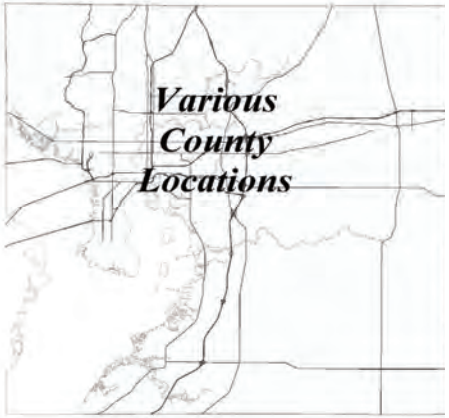

Sources of Funds (in $000s)	Total Estimated Sources	Prior Funding	FY 27 Carryforward	FY 27 Additional	FY 28	FY 29	FY 30	FY 31	Future
ARP Funds	$0	$0	$0	$0	$0	$0	$0	$0	$0
CDBG-DR	0	0	0	0	0	0	0	0	0
Community Invest. Tax III	0	0	0	0	0	0	0	0	0
General Revenues-CW	592	275	317	0	0	0	0	0	0
General Revenues-UA	0	0	0	0	0	0	0	0	0
Grants & County Match	0	0	0	0	0	0	0	0	0
Other	0	0	0	0	0	0	0	0	0
Stormwater Fees	0	0	0	0	0	0	0	0	0
Undetermined	0	0	0	0	0	0	0	0	0
Subtotal FY 27			$317	$0					
Total	**$592**	**$275**	**$317**		**$0**	**$0**	**$0**	**$0**	**$0**

Uses of Funds (in $000s)	Total Estimated Cost	Prior Expenses	FY 27 Carryforward	FY 27 Additional	FY 28	FY 29	FY 30	FY 31	Future
Capital [1]	$0	$0	$0	$0	$0	$0	$0	$0	$0
Contributions [2]	592	275	317	0	0	0	0	0	0
Non-Capital [3]	0	0	0	0	0	0	0	0	0
Subtotal FY 27			$317	$0					
Total	**$592**	**$275**	**$317**		**$0**	**$0**	**$0**	**$0**	**$0**

[1] Capital includes, but is not limited to, expenses related to capitalizable Development, Design, Land Acquisition, Equipment, Construction and Administration required to complete the project.

[2] Contributions includes, but is not limited to, funding through an agreement to other Government Agencies, Youth Organizations, Cultural Service Organizations and other Non-Profit Organizations.

[3] Non-Capital includes, but is not limited to, expenses related to Building Maintenance, Grounds & Landscaping Maintenance, Non-Capitalizable Equipment and other Professional Services.

PROJECT TITLE: **PROJECT NUMBER: C46142000**

CULVERT RENEWAL & REPLACEMENT PROGRAM (MP)

CIE REQUIREMENTS: Y

LEVEL OF SERVICE IMPACT: M **PROGRAM: STORMWATER**

PROJECT DESCRIPTION:

Renewal and replacement of failing culverts, including design and construction for individual projects throughout the County.

OPERATING COST IMPACT:

The estimated ongoing maintenance costs for stormwater improvements runs $10 per $1,000 of project cost.

PROJECT COMPLETION DATE: Ongoing

Neighborhood Community Area:

Countywide

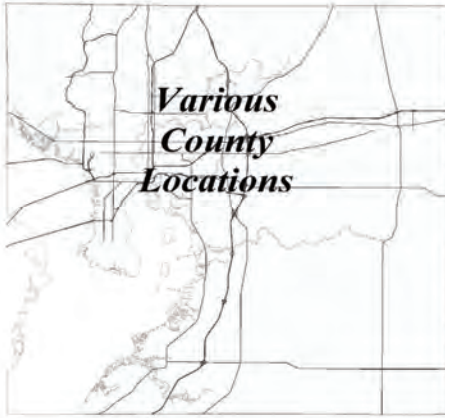

Sources of Funds (in $000s)	Total Estimated Sources	Prior Funding	FY 27 Carryforward	FY 27 Additional	FY 28	FY 29	FY 30	FY 31	Future
ARP Funds	$0	$0	$0	$0	$0	$0	$0	$0	$0
CDBG-DR	0	0	0	0	0	0	0	0	0
Community Invest. Tax III	0	0	0	0	0	0	0	0	0
General Revenues-CW	700	700	0	0	0	0	0	0	0
General Revenues-UA	5,000	712	4,288	0	0	0	0	0	0
Grants & County Match	0	0	0	0	0	0	0	0	0
Other	0	0	0	0	0	0	0	0	0
Stormwater Fees	135,029	118,844	9,285	6,900	0	0	0	0	0
Undetermined	0	0	0	0	0	0	0	0	0
Subtotal FY 27			$13,573	$6,900					
Total	**$140,729**	**$120,256**	**$20,473**		**$0**	**$0**	**$0**	**$0**	**$0**

Uses of Funds (in $000s)	Total Estimated Cost	Prior Expenses	FY 27 Carryforward	FY 27 Additional	FY 28	FY 29	FY 30	FY 31	Future
Capital [1]	$140,729	$120,256	$13,573	$6,900	$0	$0	$0	$0	$0
Contributions [2]	0	0	0	0	0	0	0	0	0
Non-Capital [3]	0	0	0	0	0	0	0	0	0
Subtotal FY 27			$13,573	$6,900					
Total	**$140,729**	**$120,256**	**$20,473**		**$0**	**$0**	**$0**	**$0**	**$0**

[1] Capital includes, but is not limited to, expenses related to capitalizable Development, Design, Land Acquisition, Equipment, Construction and Administration required to complete the project.

[2] Contributions includes, but is not limited to, funding through an agreement to other Government Agencies, Youth Organizations, Cultural Service Organizations and other Non-Profit Organizations.

[3] Non-Capital includes, but is not limited to, expenses related to Building Maintenance, Grounds & Landscaping Maintenance, Non-Capitalizable Equipment and other Professional Services.

PROJECT TITLE:
CULVERT REPLACEMENTS - CDBG-DR (MP)
CIE REQUIREMENTS: Y
LEVEL OF SERVICE IMPACT: M

PROJECT NUMBER: C46193000

PROGRAM: STORMWATER

PROJECT DESCRIPTION:
This project repairs and/or replaces existing culvert structures that are critical to preventing damage and maintaining the flow of stormwater. This project is funded by the U.S. Department of Housing and Urban Development (HUD) CDBG-DR grant.

OPERATING COST IMPACT:
The estimated ongoing maintenance costs for stormwater improvements runs $10 per $1,000 of project cost.

PROJECT COMPLETION DATE: Ongoing

Neighborhood Community Area:
Countywide

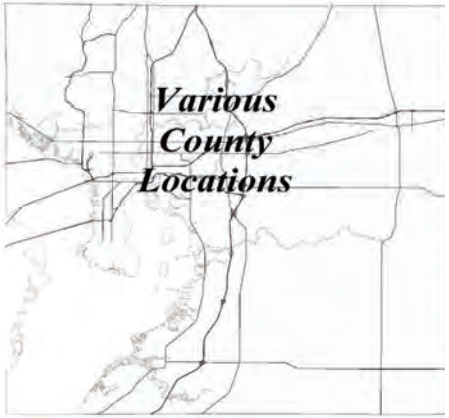

Sources of Funds (in $000s)	Total Estimated Sources	Prior Funding	FY 27 Carryforward	FY 27 Additional	FY 28	FY 29	FY 30	FY 31	Future
ARP Funds	$0	$0	$0	$0	$0	$0	$0	$0	$0
CDBG-DR	30,434	0	30,434	0	0	0	0	0	0
Community Invest. Tax III	0	0	0	0	0	0	0	0	0
General Revenues-CW	0	0	0	0	0	0	0	0	0
General Revenues-UA	0	0	0	0	0	0	0	0	0
Grants & County Match	0	0	0	0	0	0	0	0	0
Other	0	0	0	0	0	0	0	0	0
Stormwater Fees	0	0	0	0	0	0	0	0	0
Undetermined	0	0	0	0	0	0	0	0	0
Subtotal FY 27			$30,434	$0					
Total	**$30,434**	**$0**	**$30,434**		**$0**	**$0**	**$0**	**$0**	**$0**

Uses of Funds (in $000s)	Total Estimated Cost	Prior Expenses	FY 27 Carryforward	FY 27 Additional	FY 28	FY 29	FY 30	FY 31	Future
Capital [1]	$30,434	$0	$30,434	$0	$0	$0	$0	$0	$0
Contributions [2]	0	0	0	0	0	0	0	0	0
Non-Capital [3]	0	0	0	0	0	0	0	0	0
Subtotal FY 27			$30,434	$0					
Total	**$30,434**	**$0**	**$30,434**		**$0**	**$0**	**$0**	**$0**	**$0**

[1] Capital includes, but is not limited to, expenses related to capitalizable Development, Design, Land Acquisition, Equipment, Construction and Administration required to complete the project.
[2] Contributions includes, but is not limited to, funding through an agreement to other Government Agencies, Youth Organizations, Cultural Service Organizations and other Non-Profit Organizations.
[3] Non-Capital includes, but is not limited to, expenses related to Building Maintenance, Grounds & Landscaping Maintenance, Non-Capitalizable Equipment and other Professional Services.

PROJECT TITLE:
CULVERT UPGRADE AND ENHANCEMENT (MP)
CIE REQUIREMENTS: Y
LEVEL OF SERVICE IMPACT: M

PROJECT NUMBER: C46190000

PROGRAM: STORMWATER

PROJECT DESCRIPTION:
Upgrade, enhancement, and extension of stormwater drainage culverts, including design, land acquisition, and construction for individual projects throughout the County.

OPERATING COST IMPACT:
The estimated ongoing maintenance costs for stormwater improvements runs $10 per $1,000 of project cost.

PROJECT COMPLETION DATE: Ongoing

Neighborhood Community Area:
Countywide

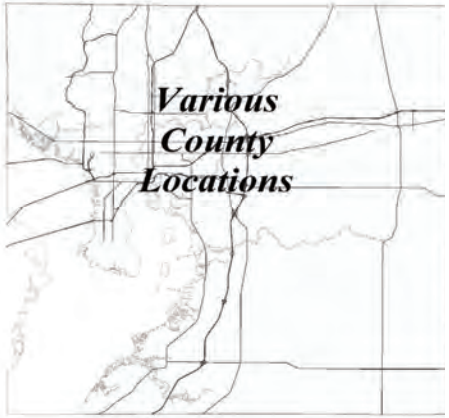

Sources of Funds (in $000s)	Total Estimated Sources	Prior Funding	FY 27 Carryforward	FY 27 Additional	FY 28	FY 29	FY 30	FY 31	Future
ARP Funds	$0	$0	$0	$0	$0	$0	$0	$0	$0
CDBG-DR	0	0	0	0	0	0	0	0	0
Community Invest. Tax III	0	0	0	0	0	0	0	0	0
General Revenues-CW	0	0	0	0	0	0	0	0	0
General Revenues-UA	0	0	0	0	0	0	0	0	0
Grants & County Match	0	0	0	0	0	0	0	0	0
Other	0	0	0	0	0	0	0	0	0
Stormwater Fees	1,000	14	986	0	0	0	0	0	0
Undetermined	0	0	0	0	0	0	0	0	0
Subtotal FY 27			$986	$0					
Total	**$1,000**	**$14**	**$986**		**$0**	**$0**	**$0**	**$0**	**$0**

Uses of Funds (in $000s)	Total Estimated Cost	Prior Expenses	FY 27 Carryforward	FY 27 Additional	FY 28	FY 29	FY 30	FY 31	Future
Capital [1]	$1,000	$14	$986	$0	$0	$0	$0	$0	$0
Contributions [2]	0	0	0	0	0	0	0	0	0
Non-Capital [3]	0	0	0	0	0	0	0	0	0
Subtotal FY 27			$986	$0					
Total	**$1,000**	**$14**	**$986**		**$0**	**$0**	**$0**	**$0**	**$0**

[1] Capital includes, but is not limited to, expenses related to capitalizable Development, Design, Land Acquisition, Equipment, Construction and Administration required to complete the project.
[2] Contributions includes, but is not limited to, funding through an agreement to other Government Agencies, Youth Organizations, Cultural Service Organizations and other Non-Profit Organizations.
[3] Non-Capital includes, but is not limited to, expenses related to Building Maintenance, Grounds & Landscaping Maintenance, Non-Capitalizable Equipment and other Professional Services.

PROJECT TITLE:
CULVERTS RENEWAL & REPLACEMENT PROGRAM (MP)
CIE REQUIREMENTS: Y
LEVEL OF SERVICE IMPACT: M

PROJECT NUMBER: C46148000

PROGRAM: STORMWATER

PROJECT DESCRIPTION:
Renewal and replacement of failing culverts, including design and construction for individual projects throughout the County.

Neighborhood Community Area:
Countywide

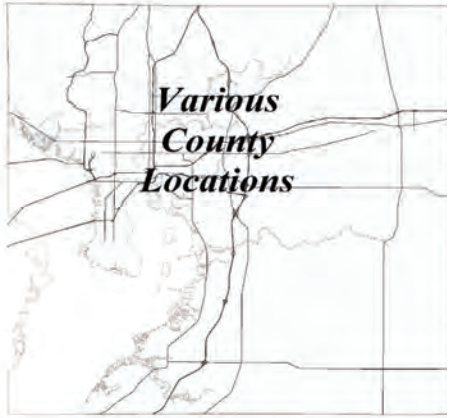

OPERATING COST IMPACT:
The estimated ongoing maintenance costs for stormwater improvements runs $10 per $1,000 of project cost.

PROJECT COMPLETION DATE: Ongoing

Sources of Funds (in $000s)	Total Estimated Sources	Prior Funding	FY 27 Carryforward	FY 27 Additional	FY 28	FY 29	FY 30	FY 31	Future
ARP Funds	$0	$0	$0	$0	$0	$0	$0	$0	$0
CDBG-DR	0	0	0	0	0	0	0	0	0
Community Invest. Tax III	0	0	0	0	0	0	0	0	0
General Revenues-CW	0	0	0	0	0	0	0	0	0
General Revenues-UA	0	0	0	0	0	0	0	0	0
Grants & County Match	0	0	0	0	0	0	0	0	0
Other	0	0	0	0	0	0	0	0	0
Stormwater Fees	130,000	0	0	3,500	32,000	30,500	32,000	32,000	0
Undetermined	0	0	0	0	0	0	0	0	0
Subtotal FY 27			$0	$3,500					
Total	**$130,000**	**$0**	**$3,500**		**$32,000**	**$30,500**	**$32,000**	**$32,000**	**$0**

Uses of Funds (in $000s)	Total Estimated Cost	Prior Expenses	FY 27 Carryforward	FY 27 Additional	FY 28	FY 29	FY 30	FY 31	Future
Capital [1]	$130,000	$0	$0	$3,500	$32,000	$30,500	$32,000	$32,000	$0
Contributions [2]	0	0	0	0	0	0	0	0	0
Non-Capital [3]	0	0	0	0	0	0	0	0	0
Subtotal FY 27			$0	$3,500					
Total	**$130,000**	**$0**	**$3,500**		**$32,000**	**$30,500**	**$32,000**	**$32,000**	**$0**

[1] Capital includes, but is not limited to, expenses related to capitalizable Development, Design, Land Acquisition, Equipment, Construction and Administration required to complete the project.
[2] Contributions includes, but is not limited to, funding through an agreement to other Government Agencies, Youth Organizations, Cultural Service Organizations and other Non-Profit Organizations.
[3] Non-Capital includes, but is not limited to, expenses related to Building Maintenance, Grounds & Landscaping Maintenance, Non-Capitalizable Equipment and other Professional Services.

PROJECT TITLE:
DITCH AND CHANNEL RESTORATION (MP)
CIE REQUIREMENTS: Y
LEVEL OF SERVICE IMPACT: M

PROJECT NUMBER: C46147000

PROGRAM: STORMWATER

PROJECT DESCRIPTION:
The project provides a work plan and schedule of implementation for Countywide roadside drainage system restorations/improvements to maximize the flow function and safety within current Right-Of-Way limits. The project will include assessment of roadside swale/ditch/channel according roadway category, existing condition (sediment/erosion/side slope), flooding condition, and possible impacts of safety; prioritization according cost estimate, and benefit (from assessment); and work plan with schedule of implementation according available resources.

Neighborhood Community Area:
Countywide

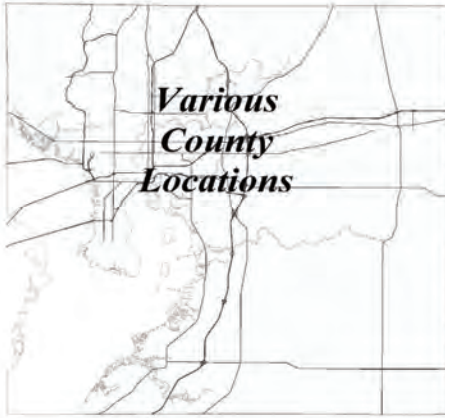

OPERATING COST IMPACT:
No significant change in operating cost is anticipated.

PROJECT COMPLETION DATE: Ongoing

Sources of Funds (in $000s)	Total Estimated Sources	Prior Funding	FY 27 Carryforward	FY 27 Additional	FY 28	FY 29	FY 30	FY 31	Future
ARP Funds	$0	$0	$0	$0	$0	$0	$0	$0	$0
CDBG-DR	0	0	0	0	0	0	0	0	0
Community Invest. Tax III	0	0	0	0	0	0	0	0	0
General Revenues-CW	0	0	0	0	0	0	0	0	0
General Revenues-UA	0	0	0	0	0	0	0	0	0
Grants & County Match	500	500	0	0	0	0	0	0	0
Other	3,000	2,999	1	0	0	0	0	0	0
Stormwater Fees	31,450	2,140	2,260	6,000	7,200	6,850	3,250	3,750	0
Undetermined	0	0	0	0	0	0	0	0	0
Subtotal FY 27			$2,261	$6,000					
Total	**$34,950**	**$5,639**	**$8,261**		**$7,200**	**$6,850**	**$3,250**	**$3,750**	**$0**

Uses of Funds (in $000s)	Total Estimated Cost	Prior Expenses	FY 27 Carryforward	FY 27 Additional	FY 28	FY 29	FY 30	FY 31	Future
Capital [1]	$34,950	$5,639	$2,261	$6,000	$7,200	$6,850	$3,250	$3,750	$0
Contributions [2]	0	0	0	0	0	0	0	0	0
Non-Capital [3]	0	0	0	0	0	0	0	0	0
Subtotal FY 27			$2,261	$6,000					
Total	**$34,950**	**$5,639**	**$8,261**		**$7,200**	**$6,850**	**$3,250**	**$3,750**	**$0**

[1] Capital includes, but is not limited to, expenses related to capitalizable Development, Design, Land Acquisition, Equipment, Construction and Administration required to complete the project.
[2] Contributions includes, but is not limited to, funding through an agreement to other Government Agencies, Youth Organizations, Cultural Service Organizations and other Non-Profit Organizations.
[3] Non-Capital includes, but is not limited to, expenses related to Building Maintenance, Grounds & Landscaping Maintenance, Non-Capitalizable Equipment and other Professional Services.

PROJECT TITLE:
DITCH AND SIDEDRAIN RESTORATION - CDBG-DR (MP)
CIE REQUIREMENTS: Y
LEVEL OF SERVICE IMPACT: M

PROJECT NUMBER: C46194000

PROGRAM: STORMWATER

PROJECT DESCRIPTION:
This project will restore positive drainage to road adjacent ditches and side drains to facilitate drainage channel restoration. It will also improve drainage and bank stabilization along various existing channels in the County.

Neighborhood Community Area:
Countywide

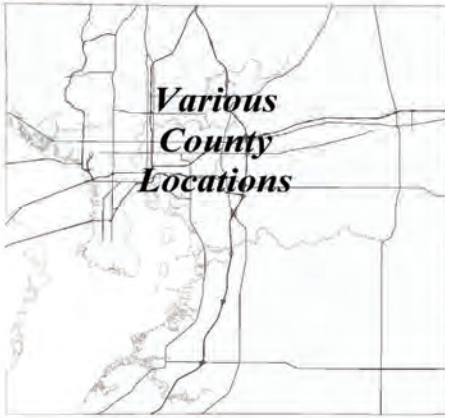

OPERATING COST IMPACT:
The estimated ongoing maintenance costs for stormwater improvements runs $10 per $1,000 of project cost.

PROJECT COMPLETION DATE: Ongoing

Sources of Funds (in $000s)	Total Estimated Sources	Prior Funding	FY 27 Carryforward	FY 27 Additional	FY 28	FY 29	FY 30	FY 31	Future
ARP Funds	$0	$0	$0	$0	$0	$0	$0	$0	$0
CDBG-DR	45,000	0	45,000	0	0	0	0	0	0
Community Invest. Tax III	0	0	0	0	0	0	0	0	0
General Revenues-CW	0	0	0	0	0	0	0	0	0
General Revenues-UA	0	0	0	0	0	0	0	0	0
Grants & County Match	0	0	0	0	0	0	0	0	0
Other	0	0	0	0	0	0	0	0	0
Stormwater Fees	0	0	0	0	0	0	0	0	0
Undetermined	0	0	0	0	0	0	0	0	0
Subtotal FY 27			$45,000	$0					
Total	**$45,000**	**$0**	**$45,000**		**$0**	**$0**	**$0**	**$0**	**$0**

Uses of Funds (in $000s)	Total Estimated Cost	Prior Expenses	FY 27 Carryforward	FY 27 Additional	FY 28	FY 29	FY 30	FY 31	Future
Capital [1]	$45,000	$0	$45,000	$0	$0	$0	$0	$0	$0
Contributions [2]	0	0	0	0	0	0	0	0	0
Non-Capital [3]	0	0	0	0	0	0	0	0	0
Subtotal FY 27			$45,000	$0					
Total	**$45,000**	**$0**	**$45,000**		**$0**	**$0**	**$0**	**$0**	**$0**

[1] Capital includes, but is not limited to, expenses related to capitalizable Development, Design, Land Acquisition, Equipment, Construction and Administration required to complete the project.
[2] Contributions includes, but is not limited to, funding through an agreement to other Government Agencies, Youth Organizations, Cultural Service Organizations and other Non-Profit Organizations.
[3] Non-Capital includes, but is not limited to, expenses related to Building Maintenance, Grounds & Landscaping Maintenance, Non-Capitalizable Equipment and other Professional Services.

PROJECT TITLE:
DRAINAGE IMPROVEMENTS - CDBG-DR (MP)
CIE REQUIREMENTS: Y
LEVEL OF SERVICE IMPACT: E

PROJECT NUMBER: C46191000

PROGRAM: STORMWATER

PROJECT DESCRIPTION:
Design and construction activities associated with stormwater drainage improvement projects to alleviate street flooding and/or structure flooding. This project is funded by the U.S. Department of Housing and Urban Development (HUD) CDBG-DR grant.

Neighborhood Community Area:
Countywide

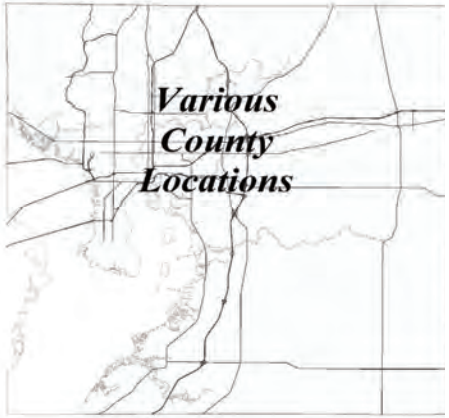

OPERATING COST IMPACT:
The estimated ongoing maintenance costs for stormwater improvements runs $10 per $1,000 of project cost.

PROJECT COMPLETION DATE: Ongoing

Sources of Funds (in $000s)	Total Estimated Sources	Prior Funding	FY 27 Carryforward	FY 27 Additional	FY 28	FY 29	FY 30	FY 31	Future
ARP Funds	$0	$0	$0	$0	$0	$0	$0	$0	$0
CDBG-DR	23,247	0	23,247	0	0	0	0	0	0
Community Invest. Tax III	0	0	0	0	0	0	0	0	0
General Revenues-CW	0	0	0	0	0	0	0	0	0
General Revenues-UA	0	0	0	0	0	0	0	0	0
Grants & County Match	0	0	0	0	0	0	0	0	0
Other	0	0	0	0	0	0	0	0	0
Stormwater Fees	0	0	0	0	0	0	0	0	0
Undetermined	0	0	0	0	0	0	0	0	0
Subtotal FY 27			$23,247	$0					
Total	**$23,247**	**$0**	**$23,247**		**$0**	**$0**	**$0**	**$0**	**$0**

Uses of Funds (in $000s)	Total Estimated Cost	Prior Expenses	FY 27 Carryforward	FY 27 Additional	FY 28	FY 29	FY 30	FY 31	Future
Capital [1]	$23,247	$0	$23,247	$0	$0	$0	$0	$0	$0
Contributions [2]	0	0	0	0	0	0	0	0	0
Non-Capital [3]	0	0	0	0	0	0	0	0	0
Subtotal FY 27			$23,247	$0					
Total	**$23,247**	**$0**	**$23,247**		**$0**	**$0**	**$0**	**$0**	**$0**

[1] Capital includes, but is not limited to, expenses related to capitalizable Development, Design, Land Acquisition, Equipment, Construction and Administration required to complete the project.
[2] Contributions includes, but is not limited to, funding through an agreement to other Government Agencies, Youth Organizations, Cultural Service Organizations and other Non-Profit Organizations.
[3] Non-Capital includes, but is not limited to, expenses related to Building Maintenance, Grounds & Landscaping Maintenance, Non-Capitalizable Equipment and other Professional Services.

PROJECT TITLE: **PROJECT NUMBER: C46132000**

MAJOR NEIGHBORHOOD DRAINAGE IMPROVEMENTS (MP)

CIE REQUIREMENTS: Y

LEVEL OF SERVICE IMPACT: E **PROGRAM: STORMWATER**

PROJECT DESCRIPTION:

Design and construction activities associated with intermediate and regional scale stormwater improvement projects to alleviate street flooding and structure flooding. The intermediate scale projects impact or serve multiple local systems and generally require construction in waters of the state. Regional scale projects impact multiple intermediate systems and typically provide watershed or regional-scale benefit. These projects provide flood protection for road systems, either under local or state control. Project implementation will provide improved public safety through reduction of peak roadway flooding and/or reduction of the flooding duration. These projects typically result from the watershed studies. In general, the intermediate and regional projects also provide significant water quality benefits by routing the stormwater runoff to ponding areas, roadside swales, or ditches. Sometimes the design may include community recreation benefits.

OPERATING COST IMPACT:

The estimated ongoing maintenance costs for stormwater improvements runs $10 per $1,000 of project cost.

PROJECT COMPLETION DATE: Ongoing

Neighborhood Community Area:

Countywide

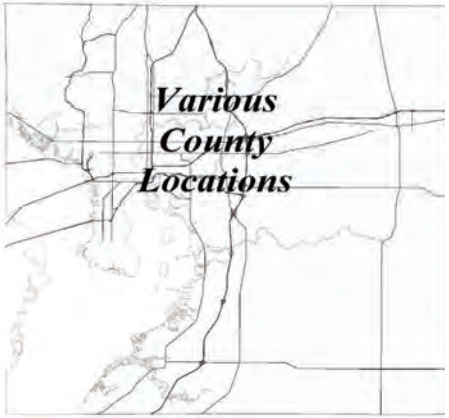

Sources of Funds (in $000s)	Total Estimated Sources	Prior Funding	FY 27 Carryforward	FY 27 Additional	FY 28	FY 29	FY 30	FY 31	Future
ARP Funds	$0	$0	$0	$0	$0	$0	$0	$0	$0
CDBG-DR	0	0	0	0	0	0	0	0	0
Community Invest. Tax III	7,487	5,442	2,045	0	0	0	0	0	0
General Revenues-CW	0	0	0	0	0	0	0	0	0
General Revenues-UA	0	0	0	0	0	0	0	0	0
Grants & County Match	1,960	1,960	0	0	0	0	0	0	0
Other	0	0	0	0	0	0	0	0	0
Stormwater Fees	2,116	1,812	304	0	0	0	0	0	0
Undetermined	0	0	0	0	0	0	0	0	0
Subtotal FY 27			$2,349	$0					
Total	**$11,564**	**$9,215**	**$2,349**		**$0**	**$0**	**$0**	**$0**	**$0**

Uses of Funds (in $000s)	Total Estimated Cost	Prior Expenses	FY 27 Carryforward	FY 27 Additional	FY 28	FY 29	FY 30	FY 31	Future
Capital [1]	$11,564	$9,215	$2,349	$0	$0	$0	$0	$0	$0
Contributions [2]	0	0	0	0	0	0	0	0	0
Non-Capital [3]	0	0	0	0	0	0	0	0	0
Subtotal FY 27			$2,349	$0					
Total	**$11,564**	**$9,215**	**$2,349**		**$0**	**$0**	**$0**	**$0**	**$0**

[1] Capital includes, but is not limited to, expenses related to capitalizable Development, Design, Land Acquisition, Equipment, Construction and Administration required to complete the project.

[2] Contributions includes, but is not limited to, funding through an agreement to other Government Agencies, Youth Organizations, Cultural Service Organizations and other Non-Profit Organizations.

[3] Non-Capital includes, but is not limited to, expenses related to Building Maintenance, Grounds & Landscaping Maintenance, Non-Capitalizable Equipment and other Professional Services.

PROJECT TITLE: **PROJECT NUMBER: C46145000**

NEIGHBORHOOD DRAINAGE CAPITAL IMPROVEMENTS (MP)

CIE REQUIREMENTS: Y

LEVEL OF SERVICE IMPACT: E **PROGRAM: STORMWATER**

PROJECT DESCRIPTION:

Design and construction activities associated with stormwater drainage improvement projects to alleviate neighborhood street flooding and/or structure flooding through collection and storage improvements. These projects provide local flood protection for road systems which will improve public safety through reduction of peak roadway flooding and/or reduction of the flooding duration. In addition, these projects will also provide water quality benefits by routing the stormwater runoff to ponding areas, roadside swales, or ditches.

OPERATING COST IMPACT:

The estimated ongoing maintenance costs for stormwater improvements runs $10 per $1,000 of project cost.

PROJECT COMPLETION DATE: Ongoing

Neighborhood Community Area:

Countywide

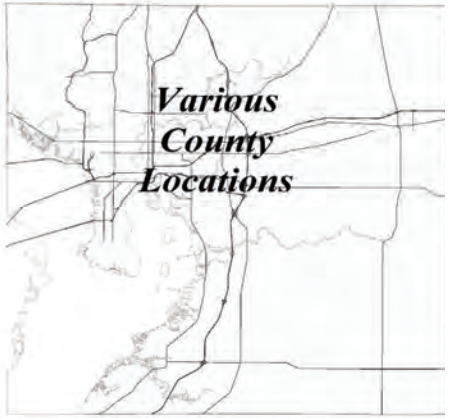

Sources of Funds (in $000s)	Total Estimated Sources	Prior Funding	FY 27 Carryforward	FY 27 Additional	FY 28	FY 29	FY 30	FY 31	Future
ARP Funds	$0	$0	$0	$0	$0	$0	$0	$0	$0
CDBG-DR	0	0	0	0	0	0	0	0	0
Community Invest. Tax III	0	0	0	0	0	0	0	0	0
General Revenues-CW	0	0	0	0	0	0	0	0	0
General Revenues-UA	5,000	55	4,945	0	0	0	0	0	0
Grants & County Match	1,800	1,462	338	0	0	0	0	0	0
Other	0	0	0	0	0	0	0	0	0
Stormwater Fees	77,232	41,506	5,927	4,500	7,300	6,500	6,000	5,500	0
Undetermined	0	0	0	0	0	0	0	0	0
Subtotal FY 27			$11,210	$4,500					
Total	**$84,032**	**$43,022**	**$15,710**		**$7,300**	**$6,500**	**$6,000**	**$5,500**	**$0**

Uses of Funds (in $000s)	Total Estimated Cost	Prior Expenses	FY 27 Carryforward	FY 27 Additional	FY 28	FY 29	FY 30	FY 31	Future
Capital [1]	$84,032	$43,022	$11,210	$4,500	$7,300	$6,500	$6,000	$5,500	$0
Contributions [2]	0	0	0	0	0	0	0	0	0
Non-Capital [3]	0	0	0	0	0	0	0	0	0
Subtotal FY 27			$11,210	$4,500					
Total	**$84,032**	**$43,022**	**$15,710**		**$7,300**	**$6,500**	**$6,000**	**$5,500**	**$0**

[1] Capital includes, but is not limited to, expenses related to capitalizable Development, Design, Land Acquisition, Equipment, Construction and Administration required to complete the project.

[2] Contributions includes, but is not limited to, funding through an agreement to other Government Agencies, Youth Organizations, Cultural Service Organizations and other Non-Profit Organizations.

[3] Non-Capital includes, but is not limited to, expenses related to Building Maintenance, Grounds & Landscaping Maintenance, Non-Capitalizable Equipment and other Professional Services.

PROJECT TITLE: **PROJECT NUMBER: C46185000**

PROGRESS VILLAGE REGIONAL DRAINAGE IMPROVEMENTS - ARP ACT 3 FUNDS

CIE REQUIREMENTS: Y

LEVEL OF SERVICE IMPACT: E **PROGRAM: STORMWATER**

PROJECT DESCRIPTION:

Proposed stormwater storage and conveyance improvements within Progress Village Community will provide flood protection and water quality benefit. An existing 42" RCP crossing at Progress Blvd to be replaced with 60" RCP, the proposed 60" pipe will continue south adjacent to the existing concrete box culverts ultimately discharging into a proposed 2.7 acre stormwater pond south of Endive Ave. Additionally flood reduction shall be provided through the excavation of a proposed 9.7 acres flood storage area adjacent to North Archie Creek. All requisite lands are County owned. The project will provide flood protection and Water Quality benefit.

Significant water quality benefit will be achieved through detention of previously untreated stormwater runoff. The Preliminary Engineering study noted expected Total Nitrogen and Total Phosphorus reduction of 90.63lb/yr. and 39.72lb/yr. water quality for North Archie Creek.

OPERATING COST IMPACT:

The estimated ongoing maintenance costs for stormwater improvements runs $10 per $1,000 of project cost.

PROJECT COMPLETION DATE: Dec 2026

Neighborhood Community Area:

Greater Palm River

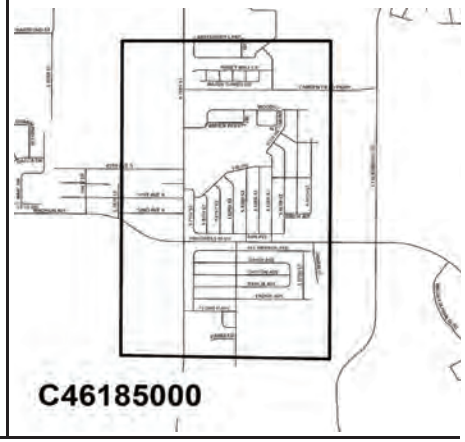

Sources of Funds (in $000s)	Total Estimated Sources	Prior Funding	FY 27 Carryforward	FY 27 Additional	FY 28	FY 29	FY 30	FY 31	Future
ARP Funds	$16,380	$16,130	$250	$0	$0	$0	$0	$0	$0
CDBG-DR	0	0	0	0	0	0	0	0	0
Community Invest. Tax III	0	0	0	0	0	0	0	0	0
General Revenues-CW	0	0	0	0	0	0	0	0	0
General Revenues-UA	0	0	0	0	0	0	0	0	0
Grants & County Match	0	0	0	0	0	0	0	0	0
Other	0	0	0	0	0	0	0	0	0
Stormwater Fees	0	0	0	0	0	0	0	0	0
Undetermined	0	0	0	0	0	0	0	0	0
Subtotal FY 27			$250	$0					
Total	**$16,380**	**$16,130**	**$250**		**$0**	**$0**	**$0**	**$0**	**$0**

Uses of Funds (in $000s)	Total Estimated Cost	Prior Expenses	FY 27 Carryforward	FY 27 Additional	FY 28	FY 29	FY 30	FY 31	Future
Capital [1]	$16,380	$16,130	$250	$0	$0	$0	$0	$0	$0
Contributions [2]	0	0	0	0	0	0	0	0	0
Non-Capital [3]	0	0	0	0	0	0	0	0	0
Subtotal FY 27			$250	$0					
Total	**$16,380**	**$16,130**	**$250**		**$0**	**$0**	**$0**	**$0**	**$0**

[1] Capital includes, but is not limited to, expenses related to capitalizable Development, Design, Land Acquisition, Equipment, Construction and Administration required to complete the project.
[2] Contributions includes, but is not limited to, funding through an agreement to other Government Agencies, Youth Organizations, Cultural Service Organizations and other Non-Profit Organizations.
[3] Non-Capital includes, but is not limited to, expenses related to Building Maintenance, Grounds & Landscaping Maintenance, Non-Capitalizable Equipment and other Professional Services.

PROJECT TITLE: **PROJECT NUMBER: C46144000**

STORMWATER PUMP STATION REPAIR & REPLACEMENT (MP)

CIE REQUIREMENTS: Y

LEVEL OF SERVICE IMPACT: M **PROGRAM: STORMWATER**

PROJECT DESCRIPTION:

Provides for annual renewal and/or replacement of stormwater pump stations throughout the County including assessment, design and construction projects.

OPERATING COST IMPACT:

No significant change in operating cost is anticipated.

PROJECT COMPLETION DATE: Ongoing

Neighborhood Community Area:

Countywide

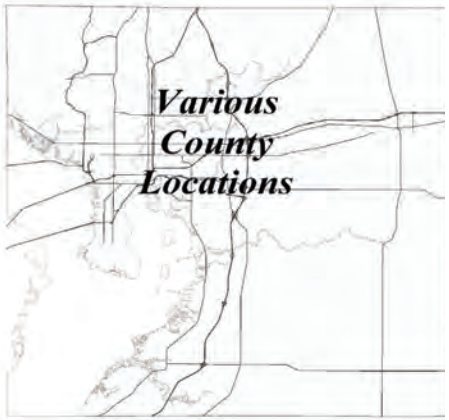

Sources of Funds (in $000s)	Total Estimated Sources	Prior Funding	FY 27 Carryforward	FY 27 Additional	FY 28	FY 29	FY 30	FY 31	Future
ARP Funds	$0	$0	$0	$0	$0	$0	$0	$0	$0
CDBG-DR	0	0	0	0	0	0	0	0	0
Community Invest. Tax III	0	0	0	0	0	0	0	0	0
General Revenues-CW	404	242	161	0	0	0	0	0	0
General Revenues-UA	0	0	0	0	0	0	0	0	0
Grants & County Match	0	0	0	0	0	0	0	0	0
Other	0	0	0	0	0	0	0	0	0
Stormwater Fees	24,188	6,729	3,209	1,500	1,500	3,750	4,000	3,500	0
Undetermined	0	0	0	0	0	0	0	0	0
Subtotal FY 27			$3,370	$1,500					
Total	**$24,592**	**$6,971**	**$4,870**		**$1,500**	**$3,750**	**$4,000**	**$3,500**	**$0**

Uses of Funds (in $000s)	Total Estimated Cost	Prior Expenses	FY 27 Carryforward	FY 27 Additional	FY 28	FY 29	FY 30	FY 31	Future
Capital [1]	$24,592	$6,971	$3,370	$1,500	$1,500	$3,750	$4,000	$3,500	$0
Contributions [2]	0	0	0	0	0	0	0	0	0
Non-Capital [3]	0	0	0	0	0	0	0	0	0
Subtotal FY 27			$3,370	$1,500					
Total	**$24,592**	**$6,971**	**$4,870**		**$1,500**	**$3,750**	**$4,000**	**$3,500**	**$0**

[1] Capital includes, but is not limited to, expenses related to capitalizable Development, Design, Land Acquisition, Equipment, Construction and Administration required to complete the project.
[2] Contributions includes, but is not limited to, funding through an agreement to other Government Agencies, Youth Organizations, Cultural Service Organizations and other Non-Profit Organizations.
[3] Non-Capital includes, but is not limited to, expenses related to Building Maintenance, Grounds & Landscaping Maintenance, Non-Capitalizable Equipment and other Professional Services.

PROJECT TITLE:
STORMWATER PUMP STATIONS - CDBG-DR (MP)
CIE REQUIREMENTS: Y
LEVEL OF SERVICE IMPACT: M

PROJECT NUMBER: C46192000

PROGRAM: STORMWATER

PROJECT DESCRIPTION:
This project designs, constructs, renews and/or replaces stormwater pump stations throughout the county. This project is funded by the U.S. Department of Housing and Urban Development (HUD) CDBG-DR grant.

OPERATING COST IMPACT:
The estimated ongoing maintenance costs for stormwater improvements runs $10 per $1,000 of project cost.

PROJECT COMPLETION DATE: Ongoing

Neighborhood Community Area:
Countywide

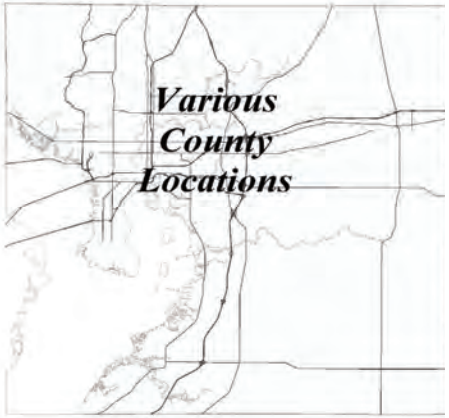

Sources of Funds (in $000s)	Total Estimated Sources	Prior Funding	FY 27 Carryforward	FY 27 Additional	FY 28	FY 29	FY 30	FY 31	Future
ARP Funds	$0	$0	$0	$0	$0	$0	$0	$0	$0
CDBG-DR	6,636	0	6,636	0	0	0	0	0	0
Community Invest. Tax III	0	0	0	0	0	0	0	0	0
General Revenues-CW	0	0	0	0	0	0	0	0	0
General Revenues-UA	0	0	0	0	0	0	0	0	0
Grants & County Match	0	0	0	0	0	0	0	0	0
Other	0	0	0	0	0	0	0	0	0
Stormwater Fees	0	0	0	0	0	0	0	0	0
Undetermined	0	0	0	0	0	0	0	0	0
Subtotal FY 27			$6,636	$0					
Total	**$6,636**	**$0**	**$6,636**		**$0**	**$0**	**$0**	**$0**	**$0**

Uses of Funds (in $000s)	Total Estimated Cost	Prior Expenses	FY 27 Carryforward	FY 27 Additional	FY 28	FY 29	FY 30	FY 31	Future
Capital [1]	$6,636	$0	$6,636	$0	$0	$0	$0	$0	$0
Contributions [2]	0	0	0	0	0	0	0	0	0
Non-Capital [3]	0	0	0	0	0	0	0	0	0
Subtotal FY 27			$6,636	$0					
Total	**$6,636**	**$0**	**$6,636**		**$0**	**$0**	**$0**	**$0**	**$0**

[1] Capital includes, but is not limited to, expenses related to capitalizable Development, Design, Land Acquisition, Equipment, Construction and Administration required to complete the project.
[2] Contributions includes, but is not limited to, funding through an agreement to other Government Agencies, Youth Organizations, Cultural Service Organizations and other Non-Profit Organizations.
[3] Non-Capital includes, but is not limited to, expenses related to Building Maintenance, Grounds & Landscaping Maintenance, Non-Capitalizable Equipment and other Professional Services.

PROJECT TITLE:
WATERSHED DRAINAGE IMPROVEMENTS (MP)
CIE REQUIREMENTS: Y
LEVEL OF SERVICE IMPACT: E

PROJECT NUMBER: C46137000

PROGRAM: STORMWATER

PROJECT DESCRIPTION:
Design and construction activities associated with intermediate and regional scale stormwater improvement projects to alleviate street flooding and structure flooding. The intermediate scale projects impact or serve multiple local systems and generally require construction in waters of the state. Regional scale projects impact multiple intermediate systems and typically provide watershed or regional scale benefit. These projects provide flood protection for road systems, either under local or state control. Project implementation will provide improved public safety through reduction of peak roadway flooding and/or reduction of the flooding duration. These projects typically result from the watershed studies. In general, the intermediate and regional projects also provide significant water quality benefits by routing the stormwater runoff to ponding areas,roadside swales, or ditches. Sometimes the design may include community recreation benefits.

OPERATING COST IMPACT:
The estimated ongoing maintenance costs for stormwater improvements runs $10 per $1,000 of project cost.

PROJECT COMPLETION DATE: Ongoing

Neighborhood Community Area:
Countywide

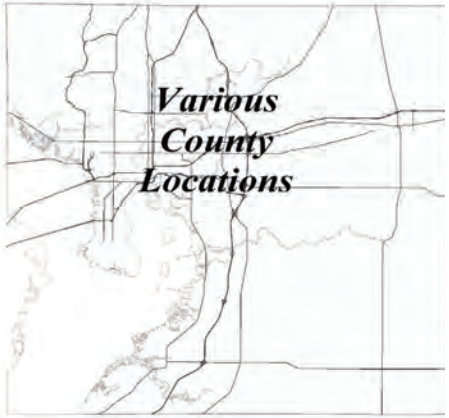

Sources of Funds (in $000s)	Total Estimated Sources	Prior Funding	FY 27 Carryforward	FY 27 Additional	FY 28	FY 29	FY 30	FY 31	Future
ARP Funds	$0	$0	$0	$0	$0	$0	$0	$0	$0
CDBG-DR	0	0	0	0	0	0	0	0	0
Community Invest. Tax III	0	0	0	0	0	0	0	0	0
General Revenues-CW	0	0	0	0	0	0	0	0	0
General Revenues-UA	0	0	0	0	0	0	0	0	0
Grants & County Match	48,492	1,646	723	(77)	0	0	17,100	29,100	0
Other	0	0	0	0	0	0	0	0	0
Stormwater Fees	15,133	3,900	1,233	2,000	2,000	2,000	2,000	2,000	0
Undetermined	0	0	0	0	0	0	0	0	0
Subtotal FY 27			$1,956	$1,923					
Total	**$63,625**	**$5,545**	**$3,880**		**$2,000**	**$2,000**	**$19,100**	**$31,100**	**$0**

Uses of Funds (in $000s)	Total Estimated Cost	Prior Expenses	FY 27 Carryforward	FY 27 Additional	FY 28	FY 29	FY 30	FY 31	Future
Capital [1]	$63,625	$5,545	$1,956	$1,923	$2,000	$2,000	$19,100	$31,100	$0
Contributions [2]	0	0	0	0	0	0	0	0	0
Non-Capital [3]	0	0	0	0	0	0	0	0	0
Subtotal FY 27			$1,956	$1,923					
Total	**$63,625**	**$5,545**	**$3,880**		**$2,000**	**$2,000**	**$19,100**	**$31,100**	**$0**

[1] Capital includes, but is not limited to, expenses related to capitalizable Development, Design, Land Acquisition, Equipment, Construction and Administration required to complete the project.
[2] Contributions includes, but is not limited to, funding through an agreement to other Government Agencies, Youth Organizations, Cultural Service Organizations and other Non-Profit Organizations.
[3] Non-Capital includes, but is not limited to, expenses related to Building Maintenance, Grounds & Landscaping Maintenance, Non-Capitalizable Equipment and other Professional Services.

PROJECT TITLE:
WATERSHED MASTER PLAN UPDATES (MP)
CIE REQUIREMENTS: Y
LEVEL OF SERVICE IMPACT: M

PROJECT NUMBER: C46140000

PROGRAM: STORMWATER

PROJECT DESCRIPTION:
This ongoing County-wide master project consists of updating the Hillsborough County Watershed Management Plan with more current or accurate LIDAR and other information to reflect land use changes throughout the County resulting from continuously changing residential & commercial developments and new County infrastructure. The update includes data collection, basin re-delineation, input revision, model calibration, model verification, level of service, determination of deficit of conveyance system, alternate analysis, and final recommendation. GIS database updates, 100-year flood plain and 100-year floodway delineations, DFIRM revisions, and future integration of 17 watersheds are also included.

OPERATING COST IMPACT:
No significant change in operating cost is anticipated.

PROJECT COMPLETION DATE: Ongoing

Neighborhood Community Area:
Countywide

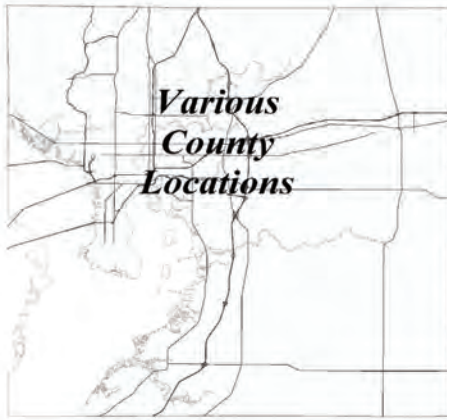

Sources of Funds (in $000s)	Total Estimated Sources	Prior Funding	FY 27 Carryforward	FY 27 Additional	FY 28	FY 29	FY 30	FY 31	Future
ARP Funds	$0	$0	$0	$0	$0	$0	$0	$0	$0
CDBG-DR	0	0	0	0	0	0	0	0	0
Community Invest. Tax III	0	0	0	0	0	0	0	0	0
General Revenues-CW	0	0	0	0	0	0	0	0	0
General Revenues-UA	0	0	0	0	0	0	0	0	0
Grants & County Match	12,124	6,454	1,419	0	2,350	900	250	750	0
Other	0	0	0	0	0	0	0	0	0
Stormwater Fees	11,306	2,956	850	1,500	1,500	1,500	1,500	1,500	0
Undetermined	0	0	0	0	0	0	0	0	0
Subtotal FY 27			$2,269	$1,500					
Total	**$23,429**	**$9,410**	**$3,769**		**$3,850**	**$2,400**	**$1,750**	**$2,250**	**$0**

Uses of Funds (in $000s)	Total Estimated Cost	Prior Expenses	FY 27 Carryforward	FY 27 Additional	FY 28	FY 29	FY 30	FY 31	Future
Capital [1]	$23,338	$9,319	$2,269	$1,500	$3,850	$2,400	$1,750	$2,250	$0
Contributions [2]	0	0	0	0	0	0	0	0	0
Non-Capital [3]	91	91	0	0	0	0	0	0	0
Subtotal FY 27			$2,269	$1,500					
Total	**$23,429**	**$9,410**	**$3,769**		**$3,850**	**$2,400**	**$1,750**	**$2,250**	**$0**

[1] Capital includes, but is not limited to, expenses related to capitalizable Development, Design, Land Acquisition, Equipment, Construction and Administration required to complete the project.
[2] Contributions includes, but is not limited to, funding through an agreement to other Government Agencies, Youth Organizations, Cultural Service Organizations and other Non-Profit Organizations.
[3] Non-Capital includes, but is not limited to, expenses related to Building Maintenance, Grounds & Landscaping Maintenance, Non-Capitalizable Equipment and other Professional Services.

Hillsborough County Florida

For more information, contact the Management & Budget Department
(813) 272-5890 • HCFL.gov/Budget

Transportation Program



Hillsborough County Florida

For more information, contact the Management & Budget Department
(813) 272-5890 • HCFL.gov/Budget

TRANSPORTATION PROGRAM
SOURCES AND USES OF FUNDS SUMMARY
(in thousands)

Sources of Funds:	TOTAL ESTIMATED SOURCES	PRIOR FUNDING	FY 27 Carryforward	FY 27 Additional	FY 28	FY 29	FY 30	FY 31	FUTURE
ARP Funds	$48,668	$48,621	$47	$0	$0	$0	$0	$0	$0
CDBG-DR	2,482	0	2,482	0	0	0	0	0	0
Community Invest. Tax II	3,081	3,081	0	0	0	0	0	0	0
Community Invest. Tax III	128,319	104,300	24,018	0	0	0	0	0	0
Community Invest. Tax IV	159,208	47,534	72,674	39,000	0	0	0	0	0
Enterprise Fees	399	399	0	0	0	0	0	0	0
Financing	144,262	144,262	0	0	0	0	0	0	0
Gas Taxes	141,931	99,695	10,236	6,400	6,400	6,400	6,400	6,400	0
General Revenues-CW	104,201	42,081	45,750	16,370	0	0	0	0	0
General Revenues-UA	262,576	127,818	72,165	61,693	225	225	225	225	0
Grants & County Match	310,669	62,532	213,297	0	21,634	0	13,206	0	0
Impact Fees	56,107	36,930	14,455	4,692	8	8	8	8	0
Mobility Fees	192,339	59,327	101,113	16,400	9,500	2,000	2,000	2,000	0
Other	40,494	25,824	14,339	331	0	0	0	0	0
Undetermined	325,600	0	0	0	0	0	0	0	325,600
Subtotal FY 27			$570,576	$144,886					
Total	**$1,920,336**	**$802,403**	**$715,462**		**$37,767**	**$8,633**	**$21,839**	**$8,633**	**$325,600**

TOTAL FY 27 - FY 31 = $792,333

Uses of Funds:	TOTAL ESTIMATED COST	PRIOR EXPENSES	FY 27 Carryforward	FY 27 Additional	FY 28	FY 29	FY 30	FY 31	FUTURE
Capital [1]	$1,911,372	$796,889	$568,664	$143,378	$37,759	$8,625	$21,831	$8,625	$325,600
Contributions [2]	8,959	5,509	1,912	1,508	8	8	8	8	0
Non-Capital [3]	5	5	0	0	0	0	0	0	0
Subtotal FY 27			$570,576	$144,886					
Total	**$1,920,336**	**$802,403**	**$715,462**		**$37,767**	**$8,633**	**$21,839**	**$8,633**	**$325,600**

TOTAL FY 27 - FY 31 = $792,333

[1] Capital includes, but is not limited to, expenses related to capitalizable Development, Design, Land Acquisition, Equipment, Construction and Administration required to complete the project.

[2] Contributions includes, but is not limited to, funding through an agreement to other Government Agencies, Youth Organizations, Cultural Service Organizations and other Non-Profit Organizations.

[3] Non-Capital includes, but is not limited to, expenses related to Building Maintenance, Grounds & Landscaping Maintenance, Non-Capitalizable Equipment and other Professional Services.

TRANSPORTATION PROGRAM
COMPLETED AND CANCELED PROJECTS - FY 26

PROJECT NUMBER	PROJECT TITLE	ACTUAL/PROJECTED COMPLETION DATE (1)
COMPLETED PROJECTS		
C61150000	Madison Avenue Improvements (US 41 To 78th Street)	Jul 2026
C69684000	Roadway Pavement Preservation - ARP Act Revenue Recovery Funds (MP)	Sep 2026
C69688000	Sidewalk Improvements - ARP Act 3 Funds (MP)	Sep 2026
C69689000	Sidewalk Improvements - ARP Act Revenue Recovery Funds (MP)	Sep 2026
C69654000	University Area Transportation Improvements (MP)	Sep 2026

(1) Includes projects anticipated to be completed by 09/30/26

TRANSPORTATION PROGRAM
PROJECTS SUMMARY SCHEDULE
(in thousands)

PROJECT NUMBER	PROJECT TITLE	TOTAL ESTIMATED COST	PRIOR EXPENSES	FY 27		FY 28	FY 29	FY 30	FY 31	FUTURE	PROJECT COMPLETION DATE
				Carryforward	Additional						
C69640000	19th Avenue NE Corridor Improvements (US 41 to US 301)	$2,546	$2,133	$413	$0	$0	$0	$0	$0	$0	Dec 2026
C69602000	Advanced Traffic Management System Improvement Program (MP)	50,630	35,865	3,903	2,900	7,962	0	0	0	0	Ongoing
C69643000	Apollo Beach Blvd I-75 Overpass	27,923	25,955	1,969	0	0	0	0	0	0	Post Construction
C69698000	Balm Riverview Rd and Rhodine Rd Improvements (Panther Trace to Symmes)	1,000	0	1,000	0	0	0	0	0	0	TBD
C69694000	Bay to Bay Blvd Safety Improvements	2,700	196	1,004	1,500	0	0	0	0	0	Sep 2028
C69112000	Bell Shoals Road Corridor Improvements (Bloomingdale to Boyette)	68,415	68,297	118	0	0	0	0	0	0	Post Construction
C69647000	Big Bend Road Corridor Improvements East - Simmons Loop to US Hwy 301	31,540	30,313	2,489	(1,261)	0	0	0	0	0	Jul 2027
C69692000	Big Bend Road Corridor Improvements West - US 41 to Covington Garden Dr	24,050	0	13,124	(1,074)	12,000	0	0	0	0	Jun 2028
C69699000	Bishop Road Improvements (US 301 to County Road 579)	750	0	750	0	0	0	0	0	0	TBD
C69677000	Bridge and Guardrail Program (MP)	54,577	28,546	19,831	5,400	200	200	200	200	0	Ongoing
C69200000	Bridge Improvements (MP)	63,097	21,052	37,373	3,000	1,672	0	0	0	0	Ongoing
C69693000	CDBG Roads and Sidewalks Repairs (MP)	5,000	2,121	2,879	0	0	0	0	0	0	Ongoing
C69682000	Corridor Safety Retrofit Improvements (MP)	17,090	4,722	9,019	2,350	250	250	250	250	0	Ongoing
C69642000	East 131st Ave. Corridor Improvements (North 30th St. to US 41)	4,809	1,669	1,640	1,500	0	0	0	0	0	Jan 2028
C69700000*	Fletcher District Transportation Improvement	24,000	0	0	24,000	0	0	0	0	0	TBD
C61010000	Hartline Capital Allocation	5,031	4,263	731	8	8	8	8	8	0	Ongoing
C69679000	Intersection Capital Improvement Program (MP)	122,699	58,961	53,600	10,137	0	0	0	0	0	Ongoing
C69600000	Intersection Improvement Program (MP)	141,920	91,952	38,468	11,501	0	0	0	0	0	Ongoing
C69645000	Intersection Operation and Safety Program (MP)	10,303	10,303	0	0	0	0	0	0	0	Post Construction
C69649000"	Lithia Pinecrest Road Corridor Improvements (Fishhawk Blvd to Lumsden Ave	255,084	5,481	17,003	7,500	0	0	0	0	225,100	TBD
C69695000	Lithia Pinecrest/CR39 Intersection Improvements	10,900	297	3,103	0	7,500	0	0	0	0	TBD
C61150000	Madison Avenue Improvements (US 41 To 78th Street)	3,127	1,956	1,171	0	0	0	0	0	0	Post Construction
C69601000	New & Improved Signalization Program (MP)	19,690	13,500	6,190	0	0	0	0	0	0	Ongoing
C69638000	Pedestrian Safety and Mobility Enhancement Program (MP)	56,513	25,583	18,230	12,700	0	0	0	0	0	Ongoing
C69701000**	Power Outage Emergency Beacons - CDBG-DR (MP)	2,482	0	2,482	0	0	0	0	0	0	Ongoing
C69696000	Road Repaving -- Surtax (MP)	208,592	26,139	182,452	0	0	0	0	0	0	Ongoing
C69684000	Roadway Pavement Preservation - ARP Act Revenue Recovery Funds (MP)	42,228	42,181	47	0	0	0	0	0	0	Post Construction
C69631000	Roadway Pavement Preservation Program (MP)	302,791	201,935	52,857	26,400	5,400	5,400	5,400	5,400	0	Ongoing
C69676000	Safe Routes To School Programs (MP)	40,261	10,540	13,221	8,500	2,000	2,000	2,000	2,000	0	Ongoing
C69691000	Safe Streets and Roads for All (MP)	37,405	4,354	30,501	2,550	0	0	0	0	0	Ongoing
C69689000	Sidewalk Improvements - ARP Act Revenue Recovery Funds (MP)	6,440	6,440	0	0	0	0	0	0	0	Post Construction
C69678000	Sidewalk Repair Program (MP)	81,420	45,388	14,282	19,550	550	550	550	550	0	Ongoing
C69666000	South 78th Street Corridor Improvements (Progress Blvd. to Causeway Blvd.)	1,772	742	1,029	0	0	0	0	0	0	TBD
C69675000	South Coast Greenway Trail Adamsville (Phase III) & Big Bend Overpass (MP)	22,426	1,195	8,024	0	0	0	13,206	0	0	TBD

TRANSPORTATION PROGRAM
PROJECTS SUMMARY SCHEDULE
(in thousands)

PROJECT NUMBER	PROJECT TITLE	TOTAL ESTIMATED COST	PRIOR EXPENSES	FY 27		FY 28	FY 29	FY 30	FY 31	FUTURE	PROJECT COMPLETION DATE
				Carryforward	Additional						
C69639000	Sun City Center Pedestrian Mobility (MP)	5,603	3,941	1,662	0	0	0	0	0	0	Ongoing
C69697000	TMD - Sidewalk Repair Partnership Program	1,350	39	186	225	225	225	225	225	0	Ongoing
C69625000	Turkey Creek Road Improvements from MLK Blvd to Sydney Road	15,743	15,565	178	0	0	0	0	0	0	Post Construction
C69661000	Upper Tampa Bay Trail IV	12,500	1,440	11,060	0	0	0	0	0	0	TBD
C69646000"	Van Dyke Road Corridor Improvements (Gunn Hwy to East of Whirley Rd)	135,927	9,339	18,589	7,500	0	0	0	0	100,500	TBD
	Subtotal FY 27			$570,576	$144,886						
	Total Transportation Program	$1,920,336	$802,403	$715,462		$37,767	$8,633	$21,839	$8,633	$325,600	

TOTAL FY 27 - FY 31 = $792,333

* New Project TBD - To be Determined

** Added to the Capital Improvement Program as part of a Budget Amendment in Fiscal Year 2026

" Project includes undetermined funding in the Future column. Future funding to be determined based on project prioritization and available options at BOCC discretion.

(MP) - Master Project - A listing of sub-projects under this master project will appear in the Appendix section of the CIP document.

Note: Some projects have "Post Construction" in the Project Completion Date column. These projects have finished their primary construction phases and may have been placed in use; nevertheless, these projects still have unspent balances that are earmarked for post-construction project costs.

PROJECT TITLE: 19TH AVENUE NE CORRIDOR IMPROVEMENTS (US 41 TO US 301)
PROJECT NUMBER: C69640000
CIE REQUIREMENTS: Y
LEVEL OF SERVICE IMPACT: E
PROGRAM: TRANSPORTATION

PROJECT DESCRIPTION:
This project includes Project Development and Environmental Study (PD&E) for the Enhancement of 19th Avenue NE, a 2-lane undivided road, from US 41 to US 301 including enhanced pedestrian, bicycle and bus facilities. PD&E Only.

OPERATING COST IMPACT:
Impact on annual operating and maintenance costs is to be determined.

PROJECT COMPLETION DATE: Dec 2026

Neighborhood Community Area:
Apollo Beach, Ruskin, Sun City Center

Sources of Funds (in $000s)	Total Estimated Sources	Prior Funding	FY 27 Carryforward	FY 27 Additional	FY 28	FY 29	FY 30	FY 31	Future
ARP Funds	$0	$0	$0	$0	$0	$0	$0	$0	$0
Boat Fees	0	0	0	0	0	0	0	0	0
CDBG-DR	0	0	0	0	0	0	0	0	0
Community Invest. Tax II	0	0	0	0	0	0	0	0	0
Community Invest. Tax III	0	0	0	0	0	0	0	0	0
Community Invest. Tax IV	0	0	0	0	0	0	0	0	0
Enterprise Fees	0	0	0	0	0	0	0	0	0
Financing	509	509	0	0	0	0	0	0	0
Gas Taxes	322	322	0	0	0	0	0	0	0
General Revenues-CW	0	0	0	0	0	0	0	0	0
General Revenues-UA	295	295	0	0	0	0	0	0	0
Grants & County Match	337	337	0	0	0	0	0	0	0
Impact Fees	0	0	0	0	0	0	0	0	0
Mobility Fees	1,083	669	413	0	0	0	0	0	0
Other	0	0	0	0	0	0	0	0	0
Undetermined	0	0	0	0	0	0	0	0	0
Subtotal FY 27			$413	$0					
Total	**$2,546**	**$2,133**	**$413**		**$0**	**$0**	**$0**	**$0**	**$0**

Uses of Funds (in $000s)	Total Estimated Cost	Prior Expenses	FY 27 Carryforward	FY 27 Additional	FY 28	FY 29	FY 30	FY 31	Future
Capital [1]	$2,546	$2,133	$413	$0	$0	$0	$0	$0	$0
Contributions [2]	0	0	0	0	0	0	0	0	0
Non-Capital [3]	0	0	0	0	0	0	0	0	0
Subtotal FY 27			$413	$0					
Total	**$2,546**	**$2,133**	**$413**		**$0**	**$0**	**$0**	**$0**	**$0**

[1] Capital includes, but is not limited to, expenses related to capitalizable Development, Design, Land Acquisition, Equipment, Construction and Administration required to complete the project.
[2] Contributions includes, but is not limited to, funding through an agreement to other Government Agencies, Youth Organizations, Cultural Service Organizations and other Non-Profit Organizations.
[3] Non-Capital includes, but is not limited to, expenses related to Building Maintenance, Grounds & Landscaping Maintenance, Non-Capitalizable Equipment and other Professional Services.

PROJECT TITLE: ADVANCED TRAFFIC MANAGEMENT SYSTEM IMPROVEMENT PROGRAM (MP)
PROJECT NUMBER: C69602000
CIE REQUIREMENTS: Y
LEVEL OF SERVICE IMPACT: E
PROGRAM: TRANSPORTATION

PROJECT DESCRIPTION:
Project funding for the design and implementation of expansions and enhancements to the County's Intelligent Transportation System (ITS) program, which is comprised of computerized traffic signal control, arterial monitoring and management, and related functions. This includes the Countywide integration of technology upgrades, including realtime communications to signalized intersections and detection to determine travel demands, to be able to provide improved traffic flow, improvements in safety, increased transportation efficiency, enhanced mobility, and reductions in fuel consumption and pollutant emissions. This system uses real-time traffic data from vehicle detectors, intersection controllers, and monitoring video cameras, all routed to one central control system at the County's Traffic Management Center (TMC).

OPERATING COST IMPACT:
Hillsborough County-Wide annual operating and maintenance costs are estimated to be $450,000 per year once all project corridors are completed. This cost includes the daily diagnostic management utilizing the Traffic Management Center software packages to monitor the traffic signals, and operations support for communication repairs, traffic signal optimization with signal timing adjustments, and field maintenance and operations activities.

PROJECT COMPLETION DATE: Ongoing

Neighborhood Community Area:
Countywide

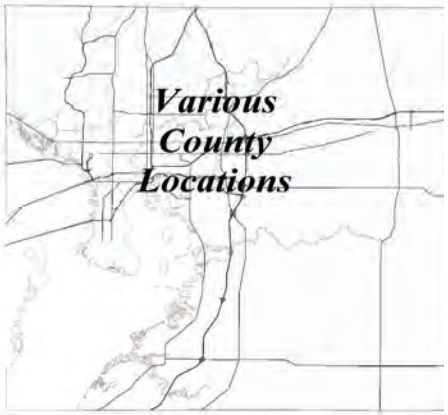

Sources of Funds (in $000s)	Total Estimated Sources	Prior Funding	FY 27 Carryforward	FY 27 Additional	FY 28	FY 29	FY 30	FY 31	Future
ARP Funds	$0	$0	$0	$0	$0	$0	$0	$0	$0
Boat Fees	0	0	0	0	0	0	0	0	0
CDBG-DR	0	0	0	0	0	0	0	0	0
Community Invest. Tax II	0	0	0	0	0	0	0	0	0
Community Invest. Tax III	20,488	19,772	716	0	0	0	0	0	0
Community Invest. Tax IV	0	0	0	0	0	0	0	0	0
Enterprise Fees	0	0	0	0	0	0	0	0	0
Financing	3,905	3,905	0	0	0	0	0	0	0
Gas Taxes	0	0	0	0	0	0	0	0	0
General Revenues-CW	0	0	0	0	0	0	0	0	0
General Revenues-UA	9,313	3,226	3,187	2,900	0	0	0	0	0
Grants & County Match	9,850	1,888	0	0	7,962	0	0	0	0
Impact Fees	7,075	7,075	0	0	0	0	0	0	0
Mobility Fees	0	0	0	0	0	0	0	0	0
Other	0	0	0	0	0	0	0	0	0
Undetermined	0	0	0	0	0	0	0	0	0
Subtotal FY 27			$3,903	$2,900					
Total	**$50,630**	**$35,865**	**$6,803**		**$7,962**	**$0**	**$0**	**$0**	**$0**

Uses of Funds (in $000s)	Total Estimated Cost	Prior Expenses	FY 27 Carryforward	FY 27 Additional	FY 28	FY 29	FY 30	FY 31	Future
Capital [1]	$50,630	$35,865	$3,903	$2,900	$7,962	$0	$0	$0	$0
Contributions [2]	0	0	0	0	0	0	0	0	0
Non-Capital [3]	0	0	0	0	0	0	0	0	0
Subtotal FY 27			$3,903	$2,900					
Total	**$50,630**	**$35,865**	**$6,803**		**$7,962**	**$0**	**$0**	**$0**	**$0**

[1] Capital includes, but is not limited to, expenses related to capitalizable Development, Design, Land Acquisition, Equipment, Construction and Administration required to complete the project.
[2] Contributions includes, but is not limited to, funding through an agreement to other Government Agencies, Youth Organizations, Cultural Service Organizations and other Non-Profit Organizations.
[3] Non-Capital includes, but is not limited to, expenses related to Building Maintenance, Grounds & Landscaping Maintenance, Non-Capitalizable Equipment and other Professional Services.

PROJECT TITLE: **PROJECT NUMBER: C69643000**

APOLLO BEACH BLVD I-75 OVERPASS

CIE REQUIREMENTS: Y

LEVEL OF SERVICE IMPACT: F **PROGRAM: TRANSPORTATION**

PROJECT DESCRIPTION:

Completion of a new 4-lane divided County road, including an overpass over interstate 75 to provide connectivity between US 41 and US 301. Enhance pedestrian safety features, including upgrades to comply with current ADA regulations.

Neighborhood Community Area:

Apollo Beach

OPERATING COST IMPACT:

Impact on annual operating and maintenance costs is to be determined.

PROJECT COMPLETION DATE: Post Construction

Sources of Funds (in $000s)	Total Estimated Sources	Prior Funding	FY 27 Carryforward	FY 27 Additional	FY 28	FY 29	FY 30	FY 31	Future
ARP Funds	$0	$0	$0	$0	$0	$0	$0	$0	$0
Boat Fees	0	0	0	0	0	0	0	0	0
CDBG-DR	0	0	0	0	0	0	0	0	0
Community Invest. Tax II	0	0	0	0	0	0	0	0	0
Community Invest. Tax III	0	0	0	0	0	0	0	0	0
Community Invest. Tax IV	0	0	0	0	0	0	0	0	0
Enterprise Fees	0	0	0	0	0	0	0	0	0
Financing	6,135	6,135	0	0	0	0	0	0	0
Gas Taxes	0	0	0	0	0	0	0	0	0
General Revenues-CW	0	0	0	0	0	0	0	0	0
General Revenues-UA	0	0	0	0	0	0	0	0	0
Grants & County Match	18,403	18,403	0	0	0	0	0	0	0
Impact Fees	215	215	0	0	0	0	0	0	0
Mobility Fees	2,942	973	1,969	0	0	0	0	0	0
Other	229	229	0	0	0	0	0	0	0
Undetermined	0	0	0	0	0	0	0	0	0
Subtotal FY 27			$1,969	$0					
Total	**$27,923**	**$25,955**	**$1,969**		**$0**	**$0**	**$0**	**$0**	**$0**

Uses of Funds (in $000s)	Total Estimated Cost	Prior Expenses	FY 27 Carryforward	FY 27 Additional	FY 28	FY 29	FY 30	FY 31	Future
Capital [1]	$27,923	$25,955	$1,969	$0	$0	$0	$0	$0	$0
Contributions [2]	0	0	0	0	0	0	0	0	0
Non-Capital [3]	0	0	0	0	0	0	0	0	0
Subtotal FY 27			$1,969	$0					
Total	**$27,923**	**$25,955**	**$1,969**		**$0**	**$0**	**$0**	**$0**	**$0**

[1] Capital includes, but is not limited to, expenses related to capitalizable Development, Design, Land Acquisition, Equipment, Construction and Administration required to complete the project.

[2] Contributions includes, but is not limited to, funding through an agreement to other Government Agencies, Youth Organizations, Cultural Service Organizations and other Non-Profit Organizations.

[3] Non-Capital includes, but is not limited to, expenses related to Building Maintenance, Grounds & Landscaping Maintenance, Non-Capitalizable Equipment and other Professional Services.

PROJECT TITLE: **PROJECT NUMBER: C69698000**

BALM RIVERVIEW RD AND RHODINE RD IMPROVEMENTS (PANTHER TRACE TO SYMMES)

CIE REQUIREMENTS: Y

LEVEL OF SERVICE IMPACT: E **PROGRAM: TRANSPORTATION**

PROJECT DESCRIPTION:

This project includes Project Development and Environmental Study (PD&E) for the improvements on Balm Riverview road and Rhodine Road, from Panther Trace Blvd to Symmes Road.

Neighborhood Community Area:

South Rural

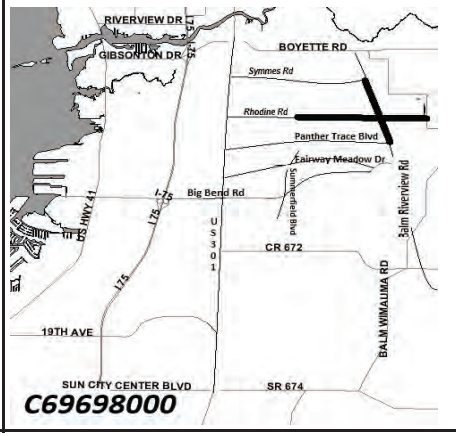

OPERATING COST IMPACT:

Impact on annual operating and maintenance costs is to be determined.

PROJECT COMPLETION DATE: TBD

Sources of Funds (in $000s)	Total Estimated Sources	Prior Funding	FY 27 Carryforward	FY 27 Additional	FY 28	FY 29	FY 30	FY 31	Future
ARP Funds	$0	$0	$0	$0	$0	$0	$0	$0	$0
Boat Fees	0	0	0	0	0	0	0	0	0
CDBG-DR	0	0	0	0	0	0	0	0	0
Community Invest. Tax II	0	0	0	0	0	0	0	0	0
Community Invest. Tax III	0	0	0	0	0	0	0	0	0
Community Invest. Tax IV	0	0	0	0	0	0	0	0	0
Enterprise Fees	0	0	0	0	0	0	0	0	0
Financing	0	0	0	0	0	0	0	0	0
Gas Taxes	0	0	0	0	0	0	0	0	0
General Revenues-CW	0	0	0	0	0	0	0	0	0
General Revenues-UA	0	0	0	0	0	0	0	0	0
Grants & County Match	0	0	0	0	0	0	0	0	0
Impact Fees	0	0	0	0	0	0	0	0	0
Mobility Fees	1,000	0	1,000	0	0	0	0	0	0
Other	0	0	0	0	0	0	0	0	0
Undetermined	0	0	0	0	0	0	0	0	0
Subtotal FY 27			$1,000	$0					
Total	**$1,000**	**$0**	**$1,000**		**$0**	**$0**	**$0**	**$0**	**$0**

Uses of Funds (in $000s)	Total Estimated Cost	Prior Expenses	FY 27 Carryforward	FY 27 Additional	FY 28	FY 29	FY 30	FY 31	Future
Capital [1]	$1,000	$0	$1,000	$0	$0	$0	$0	$0	$0
Contributions [2]	0	0	0	0	0	0	0	0	0
Non-Capital [3]	0	0	0	0	0	0	0	0	0
Subtotal FY 27			$1,000	$0					
Total	**$1,000**	**$0**	**$1,000**		**$0**	**$0**	**$0**	**$0**	**$0**

[1] Capital includes, but is not limited to, expenses related to capitalizable Development, Design, Land Acquisition, Equipment, Construction and Administration required to complete the project.

[2] Contributions includes, but is not limited to, funding through an agreement to other Government Agencies, Youth Organizations, Cultural Service Organizations and other Non-Profit Organizations.

[3] Non-Capital includes, but is not limited to, expenses related to Building Maintenance, Grounds & Landscaping Maintenance, Non-Capitalizable Equipment and other Professional Services.

PROJECT TITLE: **PROJECT NUMBER: C69694000**

BAY TO BAY BLVD SAFETY IMPROVEMENTS

CIE REQUIREMENTS: Y

LEVEL OF SERVICE IMPACT: E **PROGRAM: TRANSPORTATION**

PROJECT DESCRIPTION:

This project includes funding to improve and enhance safety within the Bay to Bay Blvd corridor.

OPERATING COST IMPACT:

Impact on annual operating and maintenance costs is to be determined.

PROJECT COMPLETION DATE: Sep 2028

Neighborhood Community Area:

City of Tampa

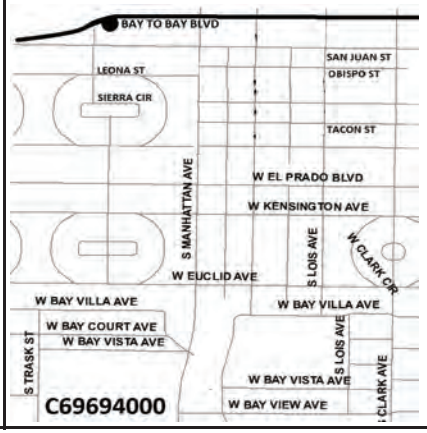

Sources of Funds (in $000s)	Total Estimated Sources	Prior Funding	FY 27 Carryforward	FY 27 Additional	FY 28	FY 29	FY 30	FY 31	Future
ARP Funds	$0	$0	$0	$0	$0	$0	$0	$0	$0
Boat Fees	0	0	0	0	0	0	0	0	0
CDBG-DR	0	0	0	0	0	0	0	0	0
Community Invest. Tax II	0	0	0	0	0	0	0	0	0
Community Invest. Tax III	0	0	0	0	0	0	0	0	0
Community Invest. Tax IV	0	0	0	0	0	0	0	0	0
Enterprise Fees	0	0	0	0	0	0	0	0	0
Financing	0	0	0	0	0	0	0	0	0
Gas Taxes	0	0	0	0	0	0	0	0	0
General Revenues-CW	1,700	196	4	1,500	0	0	0	0	0
General Revenues-UA	0	0	0	0	0	0	0	0	0
Grants & County Match	1,000	0	1,000	0	0	0	0	0	0
Impact Fees	0	0	0	0	0	0	0	0	0
Mobility Fees	0	0	0	0	0	0	0	0	0
Other	0	0	0	0	0	0	0	0	0
Undetermined	0	0	0	0	0	0	0	0	0
Subtotal FY 27			$1,004	$1,500					
Total	**$2,700**	**$196**	**$2,504**		**$0**	**$0**	**$0**	**$0**	**$0**

Uses of Funds (in $000s)	Total Estimated Cost	Prior Expenses	FY 27 Carryforward	FY 27 Additional	FY 28	FY 29	FY 30	FY 31	Future
Capital [1]	$174	$174	$0	$0	$0	$0	$0	$0	$0
Contributions [2]	2,526	22	1,004	1,500	0	0	0	0	0
Non-Capital [3]	0	0	0	0	0	0	0	0	0
Subtotal FY 27			$1,004	$1,500					
Total	**$2,700**	**$196**	**$2,504**		**$0**	**$0**	**$0**	**$0**	**$0**

[1] Capital includes, but is not limited to, expenses related to capitalizable Development, Design, Land Acquisition, Equipment, Construction and Administration required to complete the project.

[2] Contributions includes, but is not limited to, funding through an agreement to other Government Agencies, Youth Organizations, Cultural Service Organizations and other Non-Profit Organizations.

[3] Non-Capital includes, but is not limited to, expenses related to Building Maintenance, Grounds & Landscaping Maintenance, Non-Capitalizable Equipment and other Professional Services.

PROJECT TITLE: **PROJECT NUMBER: C69112000**

BELL SHOALS ROAD CORRIDOR IMPROVEMENTS (BLOOMINGDALE TO BOYETTE)

CIE REQUIREMENTS: Y

LEVEL OF SERVICE IMPACT: E **PROGRAM: TRANSPORTATION**

PROJECT DESCRIPTION:

Project will include completion of a new four lane divided county road including enhancements to pedestrian safety features to comply with current ADA regulations.

OPERATING COST IMPACT:

Annual operating and maintenance costs are estimated to be $29,000 per year.

PROJECT COMPLETION DATE: Post Construction

Neighborhood Community Area:

Brandon

Sources of Funds (in $000s)	Total Estimated Sources	Prior Funding	FY 27 Carryforward	FY 27 Additional	FY 28	FY 29	FY 30	FY 31	Future
ARP Funds	$0	$0	$0	$0	$0	$0	$0	$0	$0
Boat Fees	0	0	0	0	0	0	0	0	0
CDBG-DR	0	0	0	0	0	0	0	0	0
Community Invest. Tax II	3,081	3,081	0	0	0	0	0	0	0
Community Invest. Tax III	22,776	22,762	14	0	0	0	0	0	0
Community Invest. Tax IV	0	0	0	0	0	0	0	0	0
Enterprise Fees	0	0	0	0	0	0	0	0	0
Financing	21,366	21,366	0	0	0	0	0	0	0
Gas Taxes	450	450	0	0	0	0	0	0	0
General Revenues-CW	0	0	0	0	0	0	0	0	0
General Revenues-UA	3,147	3,147	0	0	0	0	0	0	0
Grants & County Match	0	0	0	0	0	0	0	0	0
Impact Fees	676	676	0	0	0	0	0	0	0
Mobility Fees	0	0	0	0	0	0	0	0	0
Other	16,918	16,814	104	0	0	0	0	0	0
Undetermined	0	0	0	0	0	0	0	0	0
Subtotal FY 27			$118	$0					
Total	**$68,415**	**$68,297**	**$118**		**$0**	**$0**	**$0**	**$0**	**$0**

Uses of Funds (in $000s)	Total Estimated Cost	Prior Expenses	FY 27 Carryforward	FY 27 Additional	FY 28	FY 29	FY 30	FY 31	Future
Capital [1]	$68,415	$68,297	$118	$0	$0	$0	$0	$0	$0
Contributions [2]	0	0	0	0	0	0	0	0	0
Non-Capital [3]	0	0	0	0	0	0	0	0	0
Subtotal FY 27			$118	$0					
Total	**$68,415**	**$68,297**	**$118**		**$0**	**$0**	**$0**	**$0**	**$0**

[1] Capital includes, but is not limited to, expenses related to capitalizable Development, Design, Land Acquisition, Equipment, Construction and Administration required to complete the project.

[2] Contributions includes, but is not limited to, funding through an agreement to other Government Agencies, Youth Organizations, Cultural Service Organizations and other Non-Profit Organizations.

[3] Non-Capital includes, but is not limited to, expenses related to Building Maintenance, Grounds & Landscaping Maintenance, Non-Capitalizable Equipment and other Professional Services.

PROJECT TITLE: **PROJECT NUMBER: C69647000**

BIG BEND ROAD CORRIDOR IMPROVEMENTS EAST - SIMMONS LOOP TO US HWY 301

CIE REQUIREMENTS: Y

LEVEL OF SERVICE IMPACT: E **PROGRAM: TRANSPORTATION**

PROJECT DESCRIPTION:

Widening of Big Bend Road, a 4-lane divided road to 6-lanes from Simmons Loop to US 301. The improvements will include bicycle, bus facilities and enhancement pedestrian safety features, including wide sidewalks and enhanced crosswalks and signals. Stormwater drainage will also be improved.

OPERATING COST IMPACT:

Impact on annual operating and maintenance costs is to be determined.

PROJECT COMPLETION DATE: Jul 2027

Neighborhood Community Area:

Apollo Beach, Gibsonton

Sources of Funds (in $000s)	Total Estimated Sources	Prior Funding	FY 27 Carryforward	FY 27 Additional	FY 28	FY 29	FY 30	FY 31	Future
ARP Funds	$0	$0	$0	$0	$0	$0	$0	$0	$0
Boat Fees	0	0	0	0	0	0	0	0	0
CDBG-DR	0	0	0	0	0	0	0	0	0
Community Invest. Tax II	0	0	0	0	0	0	0	0	0
Community Invest. Tax III	0	0	0	0	0	0	0	0	0
Community Invest. Tax IV	0	0	0	0	0	0	0	0	0
Enterprise Fees	0	0	0	0	0	0	0	0	0
Financing	28,383	28,383	0	0	0	0	0	0	0
Gas Taxes	0	0	0	0	0	0	0	0	0
General Revenues-CW	0	0	0	0	0	0	0	0	0
General Revenues-UA	0	0	0	0	0	0	0	0	0
Grants & County Match	0	0	0	0	0	0	0	0	0
Impact Fees	902	538	364	0	0	0	0	0	0
Mobility Fees	270	270	0	0	0	0	0	0	0
Other	1,986	1,122	2,124	(1,261)	0	0	0	0	0
Undetermined	0	0	0	0	0	0	0	0	0
Subtotal FY 27			$2,489	($1,261)					
Total	**$31,540**	**$30,313**	**$1,227**		**$0**	**$0**	**$0**	**$0**	**$0**

Uses of Funds (in $000s)	Total Estimated Cost	Prior Expenses	FY 27 Carryforward	FY 27 Additional	FY 28	FY 29	FY 30	FY 31	Future
Capital [1]	$31,540	$30,313	$2,489	($1,261)	$0	$0	$0	$0	$0
Contributions [2]	0	0	0	0	0	0	0	0	0
Non-Capital [3]	0	0	0	0	0	0	0	0	0
Subtotal FY 27			$2,489	($1,261)					
Total	**$31,540**	**$30,313**	**$1,227**		**$0**	**$0**	**$0**	**$0**	**$0**

[1] Capital includes, but is not limited to, expenses related to capitalizable Development, Design, Land Acquisition, Equipment, Construction and Administration required to complete the project.

[2] Contributions includes, but is not limited to, funding through an agreement to other Government Agencies, Youth Organizations, Cultural Service Organizations and other Non-Profit Organizations.

[3] Non-Capital includes, but is not limited to, expenses related to Building Maintenance, Grounds & Landscaping Maintenance, Non-Capitalizable Equipment and other Professional Services.

PROJECT TITLE: **PROJECT NUMBER: C69692000**

BIG BEND ROAD CORRIDOR IMPROVEMENTS WEST - US 41 TO COVINGTON GARDEN DR

CIE REQUIREMENTS: Y

LEVEL OF SERVICE IMPACT: E **PROGRAM: TRANSPORTATION**

PROJECT DESCRIPTION:

Widening of Big Bend Road, a 4-lane divided road to 6-lanes from US 41 to Covington Garden Dr. The improvements will include bicycle, bus facilities and enhancement pedestrian safety features, including wide sidewalks and enhanced crosswalks and signals. Stormwater drainage will also be improved.

OPERATING COST IMPACT:

Impact on annual operating and maintenance costs is to be determined.

PROJECT COMPLETION DATE: Jun 2028

Neighborhood Community Area:

Apollo Beach, Gibsonton

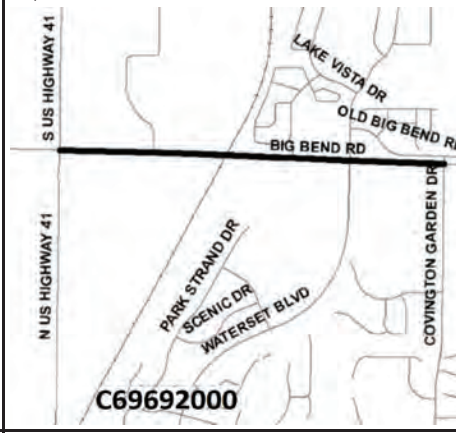

Sources of Funds (in $000s)	Total Estimated Sources	Prior Funding	FY 27 Carryforward	FY 27 Additional	FY 28	FY 29	FY 30	FY 31	Future
ARP Funds	$0	$0	$0	$0	$0	$0	$0	$0	$0
Boat Fees	0	0	0	0	0	0	0	0	0
CDBG-DR	0	0	0	0	0	0	0	0	0
Community Invest. Tax II	0	0	0	0	0	0	0	0	0
Community Invest. Tax III	0	0	0	0	0	0	0	0	0
Community Invest. Tax IV	0	0	0	0	0	0	0	0	0
Enterprise Fees	0	0	0	0	0	0	0	0	0
Financing	0	0	0	0	0	0	0	0	0
Gas Taxes	0	0	0	0	0	0	0	0	0
General Revenues-CW	0	0	0	0	0	0	0	0	0
General Revenues-UA	0	0	0	0	0	0	0	0	0
Grants & County Match	12,000	0	0	0	12,000	0	0	0	0
Impact Fees	11,914	0	7,714	4,200	0	0	0	0	0
Mobility Fees	0	0	0	0	0	0	0	0	0
Other	136	0	5,410	(5,274)	0	0	0	0	0
Undetermined	0	0	0	0	0	0	0	0	0
Subtotal FY 27			$13,124	($1,074)					
Total	**$24,050**	**$0**	**$12,050**		**$12,000**	**$0**	**$0**	**$0**	**$0**

Uses of Funds (in $000s)	Total Estimated Cost	Prior Expenses	FY 27 Carryforward	FY 27 Additional	FY 28	FY 29	FY 30	FY 31	Future
Capital [1]	$24,050	$0	$13,124	($1,074)	$12,000	$0	$0	$0	$0
Contributions [2]	0	0	0	0	0	0	0	0	0
Non-Capital [3]	0	0	0	0	0	0	0	0	0
Subtotal FY 27			$13,124	($1,074)					
Total	**$24,050**	**$0**	**$12,050**		**$12,000**	**$0**	**$0**	**$0**	**$0**

[1] Capital includes, but is not limited to, expenses related to capitalizable Development, Design, Land Acquisition, Equipment, Construction and Administration required to complete the project.

[2] Contributions includes, but is not limited to, funding through an agreement to other Government Agencies, Youth Organizations, Cultural Service Organizations and other Non-Profit Organizations.

[3] Non-Capital includes, but is not limited to, expenses related to Building Maintenance, Grounds & Landscaping Maintenance, Non-Capitalizable Equipment and other Professional Services.

PROJECT TITLE:
BISHOP ROAD IMPROVEMENTS (US 301 TO COUNTY ROAD 579)
CIE REQUIREMENTS: Y
LEVEL OF SERVICE IMPACT: E

PROJECT NUMBER: C69699000

PROGRAM: TRANSPORTATION

PROJECT DESCRIPTION:
This project includes Project Development and Environmental Study (PD&E) for the improvements on Bishops Road from US 301 to County Road 579.

Neighborhood Community Area:
Wimauma

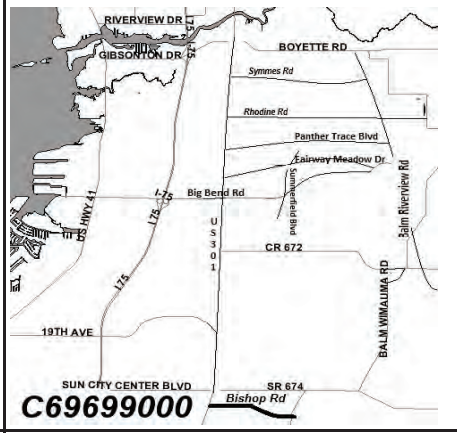

OPERATING COST IMPACT:
Impact on annual operating and maintenance costs is to be determined.

PROJECT COMPLETION DATE: TBD

Sources of Funds (in $000s)	Total Estimated Sources	Prior Funding	FY 27 Carryforward	FY 27 Additional	FY 28	FY 29	FY 30	FY 31	Future
ARP Funds	$0	$0	$0	$0	$0	$0	$0	$0	$0
Boat Fees	0	0	0	0	0	0	0	0	0
CDBG-DR	0	0	0	0	0	0	0	0	0
Community Invest. Tax II	0	0	0	0	0	0	0	0	0
Community Invest. Tax III	0	0	0	0	0	0	0	0	0
Community Invest. Tax IV	0	0	0	0	0	0	0	0	0
Enterprise Fees	0	0	0	0	0	0	0	0	0
Financing	0	0	0	0	0	0	0	0	0
Gas Taxes	0	0	0	0	0	0	0	0	0
General Revenues-CW	0	0	0	0	0	0	0	0	0
General Revenues-UA	0	0	0	0	0	0	0	0	0
Grants & County Match	0	0	0	0	0	0	0	0	0
Impact Fees	0	0	0	0	0	0	0	0	0
Mobility Fees	750	0	750	0	0	0	0	0	0
Other	0	0	0	0	0	0	0	0	0
Undetermined	0	0	0	0	0	0	0	0	0
Subtotal FY 27			$750	$0					
Total	**$750**	**$0**	**$750**		**$0**	**$0**	**$0**	**$0**	**$0**

Uses of Funds (in $000s)	Total Estimated Cost	Prior Expenses	FY 27 Carryforward	FY 27 Additional	FY 28	FY 29	FY 30	FY 31	Future
Capital [1]	$750	$0	$750	$0	$0	$0	$0	$0	$0
Contributions [2]	0	0	0	0	0	0	0	0	0
Non-Capital [3]	0	0	0	0	0	0	0	0	0
Subtotal FY 27			$750	$0					
Total	**$750**	**$0**	**$750**		**$0**	**$0**	**$0**	**$0**	**$0**

[1] Capital includes, but is not limited to, expenses related to capitalizable Development, Design, Land Acquisition, Equipment, Construction and Administration required to complete the project.
[2] Contributions includes, but is not limited to, funding through an agreement to other Government Agencies, Youth Organizations, Cultural Service Organizations and other Non-Profit Organizations.
[3] Non-Capital includes, but is not limited to, expenses related to Building Maintenance, Grounds & Landscaping Maintenance, Non-Capitalizable Equipment and other Professional Services.

PROJECT TITLE:
BRIDGE AND GUARDRAIL PROGRAM (MP)
CIE REQUIREMENTS: Y
LEVEL OF SERVICE IMPACT: E

PROJECT NUMBER: C69677000

PROGRAM: TRANSPORTATION

PROJECT DESCRIPTION:
Rehabilitation and repair of County bridges and guardrail in various locations within County Right-Of-Way.

Neighborhood Community Area:
Countywide

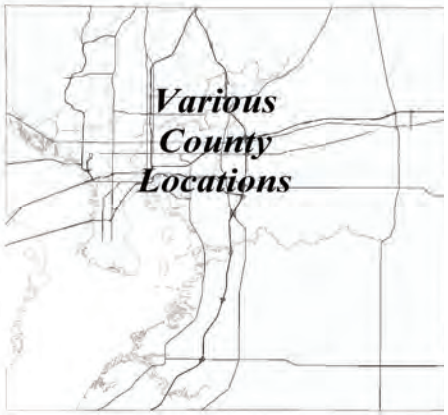

OPERATING COST IMPACT:
Impact on annual operating and maintenance costs is to be determined.

PROJECT COMPLETION DATE: Ongoing

Sources of Funds (in $000s)	Total Estimated Sources	Prior Funding	FY 27 Carryforward	FY 27 Additional	FY 28	FY 29	FY 30	FY 31	Future
ARP Funds	$0	$0	$0	$0	$0	$0	$0	$0	$0
Boat Fees	0	0	0	0	0	0	0	0	0
CDBG-DR	0	0	0	0	0	0	0	0	0
Community Invest. Tax II	0	0	0	0	0	0	0	0	0
Community Invest. Tax III	0	0	0	0	0	0	0	0	0
Community Invest. Tax IV	10,500	3,911	6,589	0	0	0	0	0	0
Enterprise Fees	0	0	0	0	0	0	0	0	0
Financing	579	579	0	0	0	0	0	0	0
Gas Taxes	4,839	3,182	657	200	200	200	200	200	0
General Revenues-CW	16,278	6,487	5,792	4,000	0	0	0	0	0
General Revenues-UA	22,380	14,388	6,793	1,200	0	0	0	0	0
Grants & County Match	0	0	0	0	0	0	0	0	0
Impact Fees	0	0	0	0	0	0	0	0	0
Mobility Fees	0	0	0	0	0	0	0	0	0
Other	0	0	0	0	0	0	0	0	0
Undetermined	0	0	0	0	0	0	0	0	0
Subtotal FY 27			$19,831	$5,400					
Total	**$54,577**	**$28,546**	**$25,231**		**$200**	**$200**	**$200**	**$200**	**$0**

Uses of Funds (in $000s)	Total Estimated Cost	Prior Expenses	FY 27 Carryforward	FY 27 Additional	FY 28	FY 29	FY 30	FY 31	Future
Capital [1]	$54,577	$28,546	$19,831	$5,400	$200	$200	$200	$200	$0
Contributions [2]	0	0	0	0	0	0	0	0	0
Non-Capital [3]	0	0	0	0	0	0	0	0	0
Subtotal FY 27			$19,831	$5,400					
Total	**$54,577**	**$28,546**	**$25,231**		**$200**	**$200**	**$200**	**$200**	**$0**

[1] Capital includes, but is not limited to, expenses related to capitalizable Development, Design, Land Acquisition, Equipment, Construction and Administration required to complete the project.
[2] Contributions includes, but is not limited to, funding through an agreement to other Government Agencies, Youth Organizations, Cultural Service Organizations and other Non-Profit Organizations.
[3] Non-Capital includes, but is not limited to, expenses related to Building Maintenance, Grounds & Landscaping Maintenance, Non-Capitalizable Equipment and other Professional Services.

PROJECT TITLE:
BRIDGE IMPROVEMENTS (MP)
CIE REQUIREMENTS: Y
LEVEL OF SERVICE IMPACT: M

PROJECT NUMBER: C69200000

PROGRAM: TRANSPORTATION

PROJECT DESCRIPTION:
Major rehabilitation and replacement of County bridges in various locations across the County.

Neighborhood Community Area:
Countywide

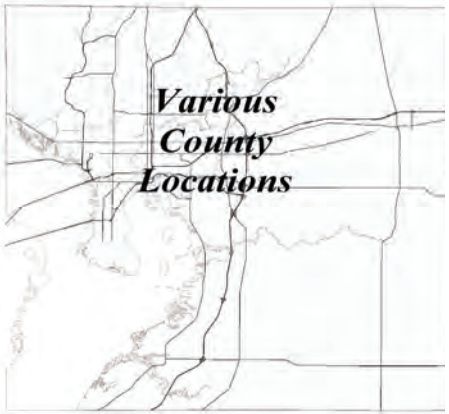

OPERATING COST IMPACT:
No impact on annual operating and maintenance costs is anticipated.

PROJECT COMPLETION DATE: Ongoing

Sources of Funds (in $000s)	Total Estimated Sources	Prior Funding	FY 27 Carryforward	FY 27 Additional	FY 28	FY 29	FY 30	FY 31	Future
ARP Funds	$0	$0	$0	$0	$0	$0	$0	$0	$0
Boat Fees	0	0	0	0	0	0	0	0	0
CDBG-DR	0	0	0	0	0	0	0	0	0
Community Invest. Tax II	0	0	0	0	0	0	0	0	0
Community Invest. Tax III	25,510	12,118	13,392	0	0	0	0	0	0
Community Invest. Tax IV	6,200	0	6,200	0	0	0	0	0	0
Enterprise Fees	0	0	0	0	0	0	0	0	0
Financing	7,400	7,400	0	0	0	0	0	0	0
Gas Taxes	0	0	0	0	0	0	0	0	0
General Revenues-CW	7,000	580	3,420	3,000	0	0	0	0	0
General Revenues-UA	11,500	860	10,640	0	0	0	0	0	0
Grants & County Match	2,172	0	500	0	1,672	0	0	0	0
Impact Fees	0	0	0	0	0	0	0	0	0
Mobility Fees	2,750	94	2,656	0	0	0	0	0	0
Other	565	0	565	0	0	0	0	0	0
Undetermined	0	0	0	0	0	0	0	0	0
Subtotal FY 27			$37,373	$3,000					
Total	**$63,097**	**$21,052**	**$40,373**		**$1,672**	**$0**	**$0**	**$0**	**$0**

Uses of Funds (in $000s)	Total Estimated Cost	Prior Expenses	FY 27 Carryforward	FY 27 Additional	FY 28	FY 29	FY 30	FY 31	Future
Capital [1]	$63,097	$21,052	$37,373	$3,000	$1,672	$0	$0	$0	$0
Contributions [2]	0	0	0	0	0	0	0	0	0
Non-Capital [3]	0	0	0	0	0	0	0	0	0
Subtotal FY 27			$37,373	$3,000					
Total	**$63,097**	**$21,052**	**$40,373**		**$1,672**	**$0**	**$0**	**$0**	**$0**

[1] Capital includes, but is not limited to, expenses related to capitalizable Development, Design, Land Acquisition, Equipment, Construction and Administration required to complete the project.
[2] Contributions includes, but is not limited to, funding through an agreement to other Government Agencies, Youth Organizations, Cultural Service Organizations and other Non-Profit Organizations.
[3] Non-Capital includes, but is not limited to, expenses related to Building Maintenance, Grounds & Landscaping Maintenance, Non-Capitalizable Equipment and other Professional Services.

PROJECT TITLE:
CDBG ROADS AND SIDEWALKS REPAIRS (MP)
CIE REQUIREMENTS: Y
LEVEL OF SERVICE IMPACT: E

PROJECT NUMBER: C69693000

PROGRAM: TRANSPORTATION

PROJECT DESCRIPTION:
Repair to existing roads and sidewalks within CDBG areas.

Neighborhood Community Area:
Countywide

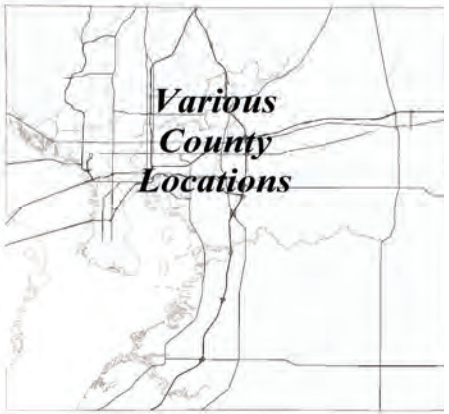

OPERATING COST IMPACT:
Impact on annual operating and maintenance costs is to be determined.

PROJECT COMPLETION DATE: Ongoing

Sources of Funds (in $000s)	Total Estimated Sources	Prior Funding	FY 27 Carryforward	FY 27 Additional	FY 28	FY 29	FY 30	FY 31	Future
ARP Funds	$0	$0	$0	$0	$0	$0	$0	$0	$0
Boat Fees	0	0	0	0	0	0	0	0	0
CDBG-DR	0	0	0	0	0	0	0	0	0
Community Invest. Tax II	0	0	0	0	0	0	0	0	0
Community Invest. Tax III	0	0	0	0	0	0	0	0	0
Community Invest. Tax IV	0	0	0	0	0	0	0	0	0
Enterprise Fees	0	0	0	0	0	0	0	0	0
Financing	0	0	0	0	0	0	0	0	0
Gas Taxes	0	0	0	0	0	0	0	0	0
General Revenues-CW	0	0	0	0	0	0	0	0	0
General Revenues-UA	0	0	0	0	0	0	0	0	0
Grants & County Match	5,000	2,121	2,879	0	0	0	0	0	0
Impact Fees	0	0	0	0	0	0	0	0	0
Mobility Fees	0	0	0	0	0	0	0	0	0
Other	0	0	0	0	0	0	0	0	0
Undetermined	0	0	0	0	0	0	0	0	0
Subtotal FY 27			$2,879	$0					
Total	**$5,000**	**$2,121**	**$2,879**		**$0**	**$0**	**$0**	**$0**	**$0**

Uses of Funds (in $000s)	Total Estimated Cost	Prior Expenses	FY 27 Carryforward	FY 27 Additional	FY 28	FY 29	FY 30	FY 31	Future
Capital [1]	$5,000	$2,121	$2,879	$0	$0	$0	$0	$0	$0
Contributions [2]	0	0	0	0	0	0	0	0	0
Non-Capital [3]	0	0	0	0	0	0	0	0	0
Subtotal FY 27			$2,879	$0					
Total	**$5,000**	**$2,121**	**$2,879**		**$0**	**$0**	**$0**	**$0**	**$0**

[1] Capital includes, but is not limited to, expenses related to capitalizable Development, Design, Land Acquisition, Equipment, Construction and Administration required to complete the project.
[2] Contributions includes, but is not limited to, funding through an agreement to other Government Agencies, Youth Organizations, Cultural Service Organizations and other Non-Profit Organizations.
[3] Non-Capital includes, but is not limited to, expenses related to Building Maintenance, Grounds & Landscaping Maintenance, Non-Capitalizable Equipment and other Professional Services.

PROJECT TITLE: **PROJECT NUMBER: C69682000**

CORRIDOR SAFETY RETROFIT IMPROVEMENTS (MP)

CIE REQUIREMENTS: Y

LEVEL OF SERVICE IMPACT: E **PROGRAM: TRANSPORTATION**

PROJECT DESCRIPTION:

Countywide low cost safety retrofit improvements in high injury crash and high safety risk locations. May include safety enhancements with major road resurfacing projects.

OPERATING COST IMPACT:

No impact on annual operating and maintenance costs is anticipated.

PROJECT COMPLETION DATE: Ongoing

Neighborhood Community Area:

Countywide

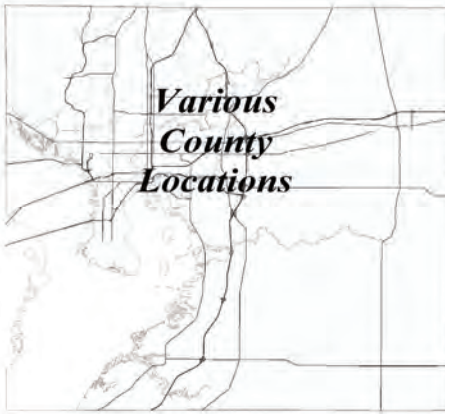

Sources of Funds (in $000s)	Total Estimated Sources	Prior Funding	FY 27 Carryforward	FY 27 Additional	FY 28	FY 29	FY 30	FY 31	Future
ARP Funds	$0	$0	$0	$0	$0	$0	$0	$0	$0
Boat Fees	0	0	0	0	0	0	0	0	0
CDBG-DR	0	0	0	0	0	0	0	0	0
Community Invest. Tax II	0	0	0	0	0	0	0	0	0
Community Invest. Tax III	0	0	0	0	0	0	0	0	0
Community Invest. Tax IV	4,000	129	3,871	0	0	0	0	0	0
Enterprise Fees	0	0	0	0	0	0	0	0	0
Financing	0	0	0	0	0	0	0	0	0
Gas Taxes	2,500	943	307	250	250	250	250	250	0
General Revenues-CW	0	0	0	0	0	0	0	0	0
General Revenues-UA	790	352	438	0	0	0	0	0	0
Grants & County Match	0	0	0	0	0	0	0	0	0
Impact Fees	0	0	0	0	0	0	0	0	0
Mobility Fees	9,800	3,297	4,403	2,100	0	0	0	0	0
Other	0	0	0	0	0	0	0	0	0
Undetermined	0	0	0	0	0	0	0	0	0
Subtotal FY 27			$9,019	$2,350					
Total	**$17,090**	**$4,722**	**$11,369**		**$250**	**$250**	**$250**	**$250**	**$0**

Uses of Funds (in $000s)	Total Estimated Cost	Prior Expenses	FY 27 Carryforward	FY 27 Additional	FY 28	FY 29	FY 30	FY 31	Future
Capital [1]	$17,090	$4,722	$9,019	$2,350	$250	$250	$250	$250	$0
Contributions [2]	0	0	0	0	0	0	0	0	0
Non-Capital [3]	0	0	0	0	0	0	0	0	0
Subtotal FY 27			$9,019	$2,350					
Total	**$17,090**	**$4,722**	**$11,369**		**$250**	**$250**	**$250**	**$250**	**$0**

[1] Capital includes, but is not limited to, expenses related to capitalizable Development, Design, Land Acquisition, Equipment, Construction and Administration required to complete the project.

[2] Contributions includes, but is not limited to, funding through an agreement to other Government Agencies, Youth Organizations, Cultural Service Organizations and other Non-Profit Organizations.

[3] Non-Capital includes, but is not limited to, expenses related to Building Maintenance, Grounds & Landscaping Maintenance, Non-Capitalizable Equipment and other Professional Services.

PROJECT TITLE: **PROJECT NUMBER: C69642000**

EAST 131ST AVE. CORRIDOR IMPROVEMENTS (NORTH 30TH ST. TO US 41)

CIE REQUIREMENTS: Y

LEVEL OF SERVICE IMPACT: E **PROGRAM: TRANSPORTATION**

PROJECT DESCRIPTION:

Complete Streets enhancement of E 131st Avenue, a 2-lane undivided road, from N 30th Street to US 41, including turn lane improvements, and enhanced pedestrian, bicycle and bus facilities.

OPERATING COST IMPACT:

Impact on annual operating and maintenance costs is to be determined.

PROJECT COMPLETION DATE: Jan 2028

Neighborhood Community Area:

University Area Community

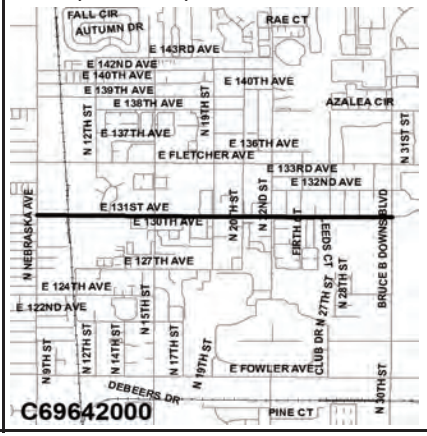

Sources of Funds (in $000s)	Total Estimated Sources	Prior Funding	FY 27 Carryforward	FY 27 Additional	FY 28	FY 29	FY 30	FY 31	Future
ARP Funds	$0	$0	$0	$0	$0	$0	$0	$0	$0
Boat Fees	0	0	0	0	0	0	0	0	0
CDBG-DR	0	0	0	0	0	0	0	0	0
Community Invest. Tax II	0	0	0	0	0	0	0	0	0
Community Invest. Tax III	0	0	0	0	0	0	0	0	0
Community Invest. Tax IV	0	0	0	0	0	0	0	0	0
Enterprise Fees	0	0	0	0	0	0	0	0	0
Financing	727	727	0	0	0	0	0	0	0
Gas Taxes	0	0	0	0	0	0	0	0	0
General Revenues-CW	0	0	0	0	0	0	0	0	0
General Revenues-UA	0	0	0	0	0	0	0	0	0
Grants & County Match	0	0	0	0	0	0	0	0	0
Impact Fees	0	0	0	0	0	0	0	0	0
Mobility Fees	4,081	941	1,640	1,500	0	0	0	0	0
Other	0	0	0	0	0	0	0	0	0
Undetermined	0	0	0	0	0	0	0	0	0
Subtotal FY 27			$1,640	$1,500					
Total	**$4,809**	**$1,669**	**$3,140**		**$0**	**$0**	**$0**	**$0**	**$0**

Uses of Funds (in $000s)	Total Estimated Cost	Prior Expenses	FY 27 Carryforward	FY 27 Additional	FY 28	FY 29	FY 30	FY 31	Future
Capital [1]	$4,809	$1,669	$1,640	$1,500	$0	$0	$0	$0	$0
Contributions [2]	0	0	0	0	0	0	0	0	0
Non-Capital [3]	0	0	0	0	0	0	0	0	0
Subtotal FY 27			$1,640	$1,500					
Total	**$4,809**	**$1,669**	**$3,140**		**$0**	**$0**	**$0**	**$0**	**$0**

[1] Capital includes, but is not limited to, expenses related to capitalizable Development, Design, Land Acquisition, Equipment, Construction and Administration required to complete the project.

[2] Contributions includes, but is not limited to, funding through an agreement to other Government Agencies, Youth Organizations, Cultural Service Organizations and other Non-Profit Organizations.

[3] Non-Capital includes, but is not limited to, expenses related to Building Maintenance, Grounds & Landscaping Maintenance, Non-Capitalizable Equipment and other Professional Services.

PROJECT TITLE: **PROJECT NUMBER: C69700000**
FLETCHER DISTRICT TRANSPORTATION IMPROVEMENT
CIE REQUIREMENTS: Y
LEVEL OF SERVICE IMPACT: E **PROGRAM: TRANSPORTATION**

PROJECT DESCRIPTION:
Transportation improvements to the Fletcher District within the University Area Community .

OPERATING COST IMPACT:
Impact on annual operating and maintenance costs is to be determined.

PROJECT COMPLETION DATE: TBD

Neighborhood Community Area:
University Area Community

Sources of Funds (in $000s)	Total Estimated Sources	Prior Funding	FY 27 Carryforward	FY 27 Additional	FY 28	FY 29	FY 30	FY 31	Future
ARP Funds	$0	$0	$0	$0	$0	$0	$0	$0	$0
Boat Fees	0	0	0	0	0	0	0	0	0
CDBG-DR	0	0	0	0	0	0	0	0	0
Community Invest. Tax II	0	0	0	0	0	0	0	0	0
Community Invest. Tax III	0	0	0	0	0	0	0	0	0
Community Invest. Tax IV	24,000	0	0	24,000	0	0	0	0	0
Enterprise Fees	0	0	0	0	0	0	0	0	0
Financing	0	0	0	0	0	0	0	0	0
Gas Taxes	0	0	0	0	0	0	0	0	0
General Revenues-CW	0	0	0	0	0	0	0	0	0
General Revenues-UA	0	0	0	0	0	0	0	0	0
Grants & County Match	0	0	0	0	0	0	0	0	0
Impact Fees	0	0	0	0	0	0	0	0	0
Mobility Fees	0	0	0	0	0	0	0	0	0
Other	0	0	0	0	0	0	0	0	0
Undetermined	0	0	0	0	0	0	0	0	0
Subtotal FY 27			$0	$24,000					
Total	**$24,000**	**$0**	**$24,000**		**$0**	**$0**	**$0**	**$0**	**$0**

Uses of Funds (in $000s)	Total Estimated Cost	Prior Expenses	FY 27 Carryforward	FY 27 Additional	FY 28	FY 29	FY 30	FY 31	Future
Capital [1]	$24,000	$0	$0	$24,000	$0	$0	$0	$0	$0
Contributions [2]	0	0	0	0	0	0	0	0	0
Non-Capital [3]	0	0	0	0	0	0	0	0	0
Subtotal FY 27			$0	$24,000					
Total	**$24,000**	**$0**	**$24,000**		**$0**	**$0**	**$0**	**$0**	**$0**

[1] Capital includes, but is not limited to, expenses related to capitalizable Development, Design, Land Acquisition, Equipment, Construction and Administration required to complete the project.
[2] Contributions includes, but is not limited to, funding through an agreement to other Government Agencies, Youth Organizations, Cultural Service Organizations and other Non-Profit Organizations.
[3] Non-Capital includes, but is not limited to, expenses related to Building Maintenance, Grounds & Landscaping Maintenance, Non-Capitalizable Equipment and other Professional Services.

PROJECT TITLE: **PROJECT NUMBER: C61010000**
HARTLINE CAPITAL ALLOCATION
CIE REQUIREMENTS: Y
LEVEL OF SERVICE IMPACT: M **PROGRAM: TRANSPORTATION**

PROJECT DESCRIPTION:
The contribution from impact fees reflects amounts payable to HARTline, at the discretion of the BOCC, pursuant to and in accordance with interlocal agreement.

OPERATING COST IMPACT:
There will be no operating cost impact to the County.

PROJECT COMPLETION DATE: Ongoing

Neighborhood Community Area:
Countywide

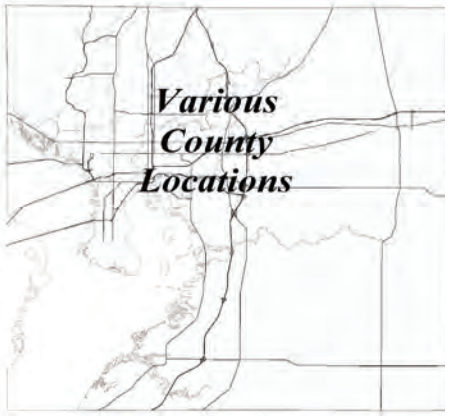

Sources of Funds (in $000s)	Total Estimated Sources	Prior Funding	FY 27 Carryforward	FY 27 Additional	FY 28	FY 29	FY 30	FY 31	Future
ARP Funds	$0	$0	$0	$0	$0	$0	$0	$0	$0
Boat Fees	0	0	0	0	0	0	0	0	0
CDBG-DR	0	0	0	0	0	0	0	0	0
Community Invest. Tax II	0	0	0	0	0	0	0	0	0
Community Invest. Tax III	0	0	0	0	0	0	0	0	0
Community Invest. Tax IV	0	0	0	0	0	0	0	0	0
Enterprise Fees	0	0	0	0	0	0	0	0	0
Financing	0	0	0	0	0	0	0	0	0
Gas Taxes	0	0	0	0	0	0	0	0	0
General Revenues-CW	0	0	0	0	0	0	0	0	0
General Revenues-UA	75	75	0	0	0	0	0	0	0
Grants & County Match	0	0	0	0	0	0	0	0	0
Impact Fees	4,956	4,187	731	8	8	8	8	8	0
Mobility Fees	0	0	0	0	0	0	0	0	0
Other	0	0	0	0	0	0	0	0	0
Undetermined	0	0	0	0	0	0	0	0	0
Subtotal FY 27			$731	$8					
Total	**$5,031**	**$4,263**	**$738**		**$8**	**$8**	**$8**	**$8**	**$0**

Uses of Funds (in $000s)	Total Estimated Cost	Prior Expenses	FY 27 Carryforward	FY 27 Additional	FY 28	FY 29	FY 30	FY 31	Future
Capital [1]	$75	$75	$0	$0	$0	$0	$0	$0	$0
Contributions [2]	4,953	4,185	731	8	8	8	8	8	0
Non-Capital [3]	3	3	0	0	0	0	0	0	0
Subtotal FY 27			$731	$8					
Total	**$5,031**	**$4,263**	**$738**		**$8**	**$8**	**$8**	**$8**	**$0**

[1] Capital includes, but is not limited to, expenses related to capitalizable Development, Design, Land Acquisition, Equipment, Construction and Administration required to complete the project.
[2] Contributions includes, but is not limited to, funding through an agreement to other Government Agencies, Youth Organizations, Cultural Service Organizations and other Non-Profit Organizations.
[3] Non-Capital includes, but is not limited to, expenses related to Building Maintenance, Grounds & Landscaping Maintenance, Non-Capitalizable Equipment and other Professional Services.

PROJECT TITLE: **PROJECT NUMBER: C69679000**

INTERSECTION CAPITAL IMPROVEMENT PROGRAM (MP)

CIE REQUIREMENTS: Y

LEVEL OF SERVICE IMPACT: E **PROGRAM: TRANSPORTATION**

PROJECT DESCRIPTION:

Countywide operation and safety improvements to the roadway system through intersection and access enhancements in high crash and high congestion locations. Projects include new, additional and lengthened turn lanes, new and enhanced medians, new and enhanced traffic signals and signal alternatives, and various other access and vehicle progression improvements.

Neighborhood Community Area:

Countywide

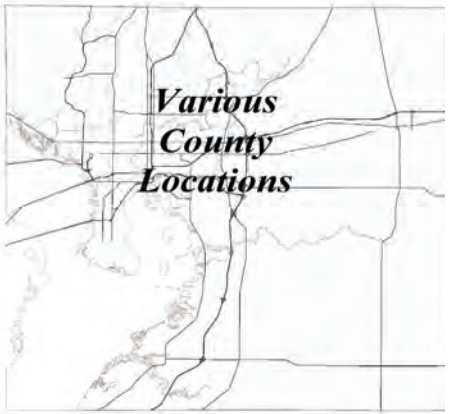

OPERATING COST IMPACT:

Impact on annual operating and maintenance costs is to be determined.

PROJECT COMPLETION DATE: Ongoing

Sources of Funds (in $000s)	Total Estimated Sources	Prior Funding	FY 27 Carryforward	FY 27 Additional	FY 28	FY 29	FY 30	FY 31	Future
ARP Funds	$0	$0	$0	$0	$0	$0	$0	$0	$0
Boat Fees	0	0	0	0	0	0	0	0	0
CDBG-DR	0	0	0	0	0	0	0	0	0
Community Invest. Tax II	0	0	0	0	0	0	0	0	0
Community Invest. Tax III	0	0	0	0	0	0	0	0	0
Community Invest. Tax IV	0	0	0	0	0	0	0	0	0
Enterprise Fees	0	0	0	0	0	0	0	0	0
Financing	30,503	30,503	0	0	0	0	0	0	0
Gas Taxes	96	55	41	0	0	0	0	0	0
General Revenues-CW	2,670	0	0	2,670	0	0	0	0	0
General Revenues-UA	20,592	7,294	13,182	117	0	0	0	0	0
Grants & County Match	0	0	0	0	0	0	0	0	0
Impact Fees	3,329	908	1,937	484	0	0	0	0	0
Mobility Fees	57,446	20,045	37,401	0	0	0	0	0	0
Other	8,063	156	1,040	6,867	0	0	0	0	0
Undetermined	0	0	0	0	0	0	0	0	0
Subtotal FY 27			$53,600	$10,137					
Total	**$122,699**	**$58,961**	**$63,738**		**$0**	**$0**	**$0**	**$0**	**$0**

Uses of Funds (in $000s)	Total Estimated Cost	Prior Expenses	FY 27 Carryforward	FY 27 Additional	FY 28	FY 29	FY 30	FY 31	Future
Capital [1]	$122,699	$58,961	$53,600	$10,137	$0	$0	$0	$0	$0
Contributions [2]	0	0	0	0	0	0	0	0	0
Non-Capital [3]	0	0	0	0	0	0	0	0	0
Subtotal FY 27			$53,600	$10,137					
Total	**$122,699**	**$58,961**	**$63,738**		**$0**	**$0**	**$0**	**$0**	**$0**

[1] Capital includes, but is not limited to, expenses related to capitalizable Development, Design, Land Acquisition, Equipment, Construction and Administration required to complete the project.

[2] Contributions includes, but is not limited to, funding through an agreement to other Government Agencies, Youth Organizations, Cultural Service Organizations and other Non-Profit Organizations.

[3] Non-Capital includes, but is not limited to, expenses related to Building Maintenance, Grounds & Landscaping Maintenance, Non-Capitalizable Equipment and other Professional Services.

PROJECT TITLE: **PROJECT NUMBER: C69600000**

INTERSECTION IMPROVEMENT PROGRAM (MP)

CIE REQUIREMENTS: Y

LEVEL OF SERVICE IMPACT: E **PROGRAM: TRANSPORTATION**

PROJECT DESCRIPTION:

Funding for a group of Intersection projects throughout Hillsborough County as shown in the annual prioritized Intersection Program Master Plan. Projects may include new, additional and lengthened turn lanes, new and enhanced medians, new and enhanced traffic signals and signal alternatives, and various other access and vehicle progression improvements.

Neighborhood Community Area:

Countywide

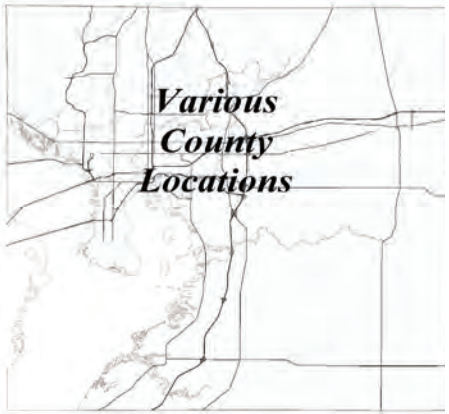

OPERATING COST IMPACT:

Annual operating and maintenance costs for incremental projects are estimated to be $100,000.

PROJECT COMPLETION DATE: Ongoing

Sources of Funds (in $000s)	Total Estimated Sources	Prior Funding	FY 27 Carryforward	FY 27 Additional	FY 28	FY 29	FY 30	FY 31	Future
ARP Funds	$0	$0	$0	$0	$0	$0	$0	$0	$0
Boat Fees	0	0	0	0	0	0	0	0	0
CDBG-DR	0	0	0	0	0	0	0	0	0
Community Invest. Tax II	0	0	0	0	0	0	0	0	0
Community Invest. Tax III	47,377	40,373	7,004	0	0	0	0	0	0
Community Invest. Tax IV	8,300	981	7,319	0	0	0	0	0	0
Enterprise Fees	399	399	0	0	0	0	0	0	0
Financing	0	0	0	0	0	0	0	0	0
Gas Taxes	0	0	0	0	0	0	0	0	0
General Revenues-CW	27,398	15,109	10,288	2,000	0	0	0	0	0
General Revenues-UA	11,719	3,820	698	7,201	0	0	0	0	0
Grants & County Match	6,702	6,602	101	0	0	0	0	0	0
Impact Fees	17,019	16,306	713	0	0	0	0	0	0
Mobility Fees	20,808	7,923	10,584	2,300	0	0	0	0	0
Other	2,198	438	1,760	0	0	0	0	0	0
Undetermined	0	0	0	0	0	0	0	0	0
Subtotal FY 27			$38,468	$11,501					
Total	**$141,920**	**$91,952**	**$49,969**		**$0**	**$0**	**$0**	**$0**	**$0**

Uses of Funds (in $000s)	Total Estimated Cost	Prior Expenses	FY 27 Carryforward	FY 27 Additional	FY 28	FY 29	FY 30	FY 31	Future
Capital [1]	$141,920	$91,951	$38,468	$11,501	$0	$0	$0	$0	$0
Contributions [2]	0	0	0	0	0	0	0	0	0
Non-Capital [3]	1	1	0	0	0	0	0	0	0
Subtotal FY 27			$38,468	$11,501					
Total	**$141,920**	**$91,952**	**$49,969**		**$0**	**$0**	**$0**	**$0**	**$0**

[1] Capital includes, but is not limited to, expenses related to capitalizable Development, Design, Land Acquisition, Equipment, Construction and Administration required to complete the project.

[2] Contributions includes, but is not limited to, funding through an agreement to other Government Agencies, Youth Organizations, Cultural Service Organizations and other Non-Profit Organizations.

[3] Non-Capital includes, but is not limited to, expenses related to Building Maintenance, Grounds & Landscaping Maintenance, Non-Capitalizable Equipment and other Professional Services.

PROJECT TITLE: **PROJECT NUMBER: C69645000**

INTERSECTION OPERATION AND SAFETY PROGRAM (MP)

CIE REQUIREMENTS: Y

LEVEL OF SERVICE IMPACT: E **PROGRAM: TRANSPORTATION**

PROJECT DESCRIPTION:

Countywide operation and safety improvements to the roadway system through intersection and access enhancements in high crash and high congestion locations. Projects include new, additional and lengthened turn lanes, new and enhanced medians, new and enhanced traffic signals and signal alternatives, and various other access and vehicle progression improvements.

Neighborhood Community Area:

Countywide

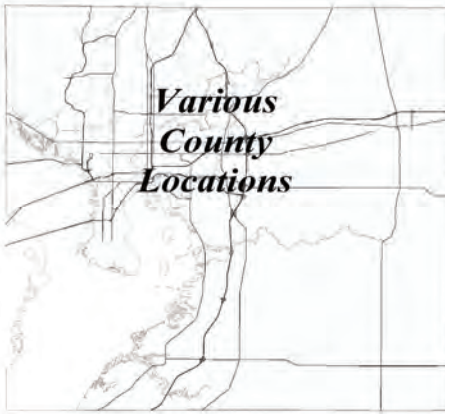

OPERATING COST IMPACT:

Impact on annual operating and maintenance costs is to be determined.

PROJECT COMPLETION DATE: Post Construction

Sources of Funds (in $000s)	Total Estimated Sources	Prior Funding	FY 27 Carryforward	FY 27 Additional	FY 28	FY 29	FY 30	FY 31	Future
ARP Funds	$0	$0	$0	$0	$0	$0	$0	$0	$0
Boat Fees	0	0	0	0	0	0	0	0	0
CDBG-DR	0	0	0	0	0	0	0	0	0
Community Invest. Tax II	0	0	0	0	0	0	0	0	0
Community Invest. Tax III	0	0	0	0	0	0	0	0	0
Community Invest. Tax IV	0	0	0	0	0	0	0	0	0
Enterprise Fees	0	0	0	0	0	0	0	0	0
Financing	0	0	0	0	0	0	0	0	0
Gas Taxes	1,781	1,781	0	0	0	0	0	0	0
General Revenues-CW	0	0	0	0	0	0	0	0	0
General Revenues-UA	7,085	7,085	0	0	0	0	0	0	0
Grants & County Match	0	0	0	0	0	0	0	0	0
Impact Fees	0	0	0	0	0	0	0	0	0
Mobility Fees	0	0	0	0	0	0	0	0	0
Other	1,437	1,437	0	0	0	0	0	0	0
Undetermined	0	0	0	0	0	0	0	0	0
Subtotal FY 27			$0	$0					
Total	**$10,303**	**$10,303**	**$0**		**$0**	**$0**	**$0**	**$0**	**$0**

Uses of Funds (in $000s)	Total Estimated Cost	Prior Expenses	FY 27 Carryforward	FY 27 Additional	FY 28	FY 29	FY 30	FY 31	Future
Capital [1]	$10,303	$10,303	$0	$0	$0	$0	$0	$0	$0
Contributions [2]	0	0	0	0	0	0	0	0	0
Non-Capital [3]	0	0	0	0	0	0	0	0	0
Subtotal FY 27			$0	$0					
Total	**$10,303**	**$10,303**	**$0**		**$0**	**$0**	**$0**	**$0**	**$0**

[1] Capital includes, but is not limited to, expenses related to capitalizable Development, Design, Land Acquisition, Equipment, Construction and Administration required to complete the project.

[2] Contributions includes, but is not limited to, funding through an agreement to other Government Agencies, Youth Organizations, Cultural Service Organizations and other Non-Profit Organizations.

[3] Non-Capital includes, but is not limited to, expenses related to Building Maintenance, Grounds & Landscaping Maintenance, Non-Capitalizable Equipment and other Professional Services.

PROJECT TITLE: **PROJECT NUMBER: C69649000**

LITHIA PINECREST ROAD CORRIDOR IMPROVEMENTS (FISHHAWK BLVD TO LUMSDEN AVE)

CIE REQUIREMENTS: Y

LEVEL OF SERVICE IMPACT: E **PROGRAM: TRANSPORTATION**

PROJECT DESCRIPTION:

Project Development and Environment (PD&E) Study to evaluate improvements to Lithia Pinecrest Rd. from Fishhawk Blvd. to Lumsden and on Bloomingdale Ave. from Culbreath Rd. to Pearson Rd. Safe mobility for all roadway users, regardless of mode of travel, will be considered and incorporated into the study and the alternatives evaluated. Alternatives will be generated based on the results of a traffic analysis and feedback provided by the community.

Neighborhood Community Area:

Brandon, Valrico, Boyette

OPERATING COST IMPACT:

Impact on annual operating and maintenance costs is to be determined.

PROJECT COMPLETION DATE: TBD

Sources of Funds (in $000s)	Total Estimated Sources	Prior Funding	FY 27 Carryforward	FY 27 Additional	FY 28	FY 29	FY 30	FY 31	Future
ARP Funds	$0	$0	$0	$0	$0	$0	$0	$0	$0
Boat Fees	0	0	0	0	0	0	0	0	0
CDBG-DR	0	0	0	0	0	0	0	0	0
Community Invest. Tax II	0	0	0	0	0	0	0	0	0
Community Invest. Tax III	0	0	0	0	0	0	0	0	0
Community Invest. Tax IV	20,000	0	12,500	7,500	0	0	0	0	0
Enterprise Fees	0	0	0	0	0	0	0	0	0
Financing	0	0	0	0	0	0	0	0	0
Gas Taxes	0	0	0	0	0	0	0	0	0
General Revenues-CW	0	0	0	0	0	0	0	0	0
General Revenues-UA	0	0	0	0	0	0	0	0	0
Grants & County Match	0	0	0	0	0	0	0	0	0
Impact Fees	2,777	1,651	1,126	0	0	0	0	0	0
Mobility Fees	7,173	3,796	3,377	0	0	0	0	0	0
Other	34	34	0	0	0	0	0	0	0
Undetermined	225,100	0	0	0	0	0	0	0	225,100
Subtotal FY 27			$17,003	$7,500					
Total	**$255,084**	**$5,481**	**$24,503**		**$0**	**$0**	**$0**	**$0**	**$225,100**

Uses of Funds (in $000s)	Total Estimated Cost	Prior Expenses	FY 27 Carryforward	FY 27 Additional	FY 28	FY 29	FY 30	FY 31	Future
Capital [1]	$255,084	$5,481	$17,003	$7,500	$0	$0	$0	$0	$225,100
Contributions [2]	0	0	0	0	0	0	0	0	0
Non-Capital [3]	0	0	0	0	0	0	0	0	0
Subtotal FY 27			$17,003	$7,500					
Total	**$255,084**	**$5,481**	**$24,503**		**$0**	**$0**	**$0**	**$0**	**$225,100**

[1] Capital includes, but is not limited to, expenses related to capitalizable Development, Design, Land Acquisition, Equipment, Construction and Administration required to complete the project.

[2] Contributions includes, but is not limited to, funding through an agreement to other Government Agencies, Youth Organizations, Cultural Service Organizations and other Non-Profit Organizations.

[3] Non-Capital includes, but is not limited to, expenses related to Building Maintenance, Grounds & Landscaping Maintenance, Non-Capitalizable Equipment and other Professional Services.

PROJECT TITLE: LITHIA PINECREST/CR39 INTERSECTION IMPROVEMENTS
PROJECT NUMBER: C69695000
CIE REQUIREMENTS: Y
LEVEL OF SERVICE IMPACT: F
PROGRAM: TRANSPORTATION

PROJECT DESCRIPTION:
This project funding will add additional turn lanes as well as bicycle and pedestrian enhancements to the intersection at Lithia Pinecrest Rd and CR 39.

Neighborhood Community Area:
South Rural

OPERATING COST IMPACT:
Impact on annual operating and maintenance costs is to be determined.

PROJECT COMPLETION DATE: TBD

Sources of Funds (in $000s)	Total Estimated Sources	Prior Funding	FY 27 Carryforward	FY 27 Additional	FY 28	FY 29	FY 30	FY 31	Future
ARP Funds	$0	$0	$0	$0	$0	$0	$0	$0	$0
Boat Fees	0	0	0	0	0	0	0	0	0
CDBG-DR	0	0	0	0	0	0	0	0	0
Community Invest. Tax II	0	0	0	0	0	0	0	0	0
Community Invest. Tax III	0	0	0	0	0	0	0	0	0
Community Invest. Tax IV	0	0	0	0	0	0	0	0	0
Enterprise Fees	0	0	0	0	0	0	0	0	0
Financing	0	0	0	0	0	0	0	0	0
Gas Taxes	0	0	0	0	0	0	0	0	0
General Revenues-CW	0	0	0	0	0	0	0	0	0
General Revenues-UA	0	0	0	0	0	0	0	0	0
Grants & County Match	0	0	0	0	0	0	0	0	0
Impact Fees	0	0	0	0	0	0	0	0	0
Mobility Fees	10,900	297	3,103	0	7,500	0	0	0	0
Other	0	0	0	0	0	0	0	0	0
Undetermined	0	0	0	0	0	0	0	0	0
Subtotal FY 27			$3,103	$0					
Total	**$10,900**	**$297**	**$3,103**		**$7,500**	**$0**	**$0**	**$0**	**$0**

Uses of Funds (in $000s)	Total Estimated Cost	Prior Expenses	FY 27 Carryforward	FY 27 Additional	FY 28	FY 29	FY 30	FY 31	Future
Capital [1]	$10,900	$297	$3,103	$0	$7,500	$0	$0	$0	$0
Contributions [2]	0	0	0	0	0	0	0	0	0
Non-Capital [3]	0	0	0	0	0	0	0	0	0
Subtotal FY 27			$3,103	$0					
Total	**$10,900**	**$297**	**$3,103**		**$7,500**	**$0**	**$0**	**$0**	**$0**

[1] Capital includes, but is not limited to, expenses related to capitalizable Development, Design, Land Acquisition, Equipment, Construction and Administration required to complete the project.
[2] Contributions includes, but is not limited to, funding through an agreement to other Government Agencies, Youth Organizations, Cultural Service Organizations and other Non-Profit Organizations.
[3] Non-Capital includes, but is not limited to, expenses related to Building Maintenance, Grounds & Landscaping Maintenance, Non-Capitalizable Equipment and other Professional Services.

PROJECT TITLE: MADISON AVENUE IMPROVEMENTS (US 41 TO 78TH STREET)
PROJECT NUMBER: C61150000
CIE REQUIREMENTS: Y
LEVEL OF SERVICE IMPACT: E
PROGRAM: TRANSPORTATION

PROJECT DESCRIPTION:
Enhancement of Madison Avenue between US 41 and 78th Street including improvements to the CSX RR Crossing and existing box culvert extension. Enhance pedestrian safety features, including upgrades to comply with current ADA regulations.

Neighborhood Community Area:
Little Manatee South

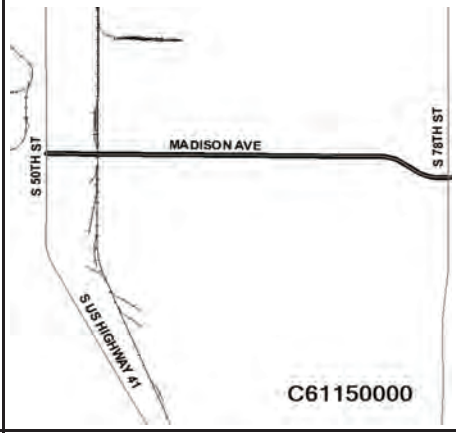

OPERATING COST IMPACT:
Annual operating and maintenance costs are estimated to be $8,000 per year.

PROJECT COMPLETION DATE: Post Construction

Sources of Funds (in $000s)	Total Estimated Sources	Prior Funding	FY 27 Carryforward	FY 27 Additional	FY 28	FY 29	FY 30	FY 31	Future
ARP Funds	$0	$0	$0	$0	$0	$0	$0	$0	$0
Boat Fees	0	0	0	0	0	0	0	0	0
CDBG-DR	0	0	0	0	0	0	0	0	0
Community Invest. Tax II	0	0	0	0	0	0	0	0	0
Community Invest. Tax III	0	0	0	0	0	0	0	0	0
Community Invest. Tax IV	0	0	0	0	0	0	0	0	0
Enterprise Fees	0	0	0	0	0	0	0	0	0
Financing	0	0	0	0	0	0	0	0	0
Gas Taxes	0	0	0	0	0	0	0	0	0
General Revenues-CW	0	0	0	0	0	0	0	0	0
General Revenues-UA	17	17	0	0	0	0	0	0	0
Grants & County Match	1,441	1,441	0	0	0	0	0	0	0
Impact Fees	782	403	379	0	0	0	0	0	0
Mobility Fees	550	0	550	0	0	0	0	0	0
Other	338	95	243	0	0	0	0	0	0
Undetermined	0	0	0	0	0	0	0	0	0
Subtotal FY 27			$1,171	$0					
Total	**$3,127**	**$1,956**	**$1,171**		**$0**	**$0**	**$0**	**$0**	**$0**

Uses of Funds (in $000s)	Total Estimated Cost	Prior Expenses	FY 27 Carryforward	FY 27 Additional	FY 28	FY 29	FY 30	FY 31	Future
Capital [1]	$3,127	$1,956	$1,171	$0	$0	$0	$0	$0	$0
Contributions [2]	0	0	0	0	0	0	0	0	0
Non-Capital [3]	0	0	0	0	0	0	0	0	0
Subtotal FY 27			$1,171	$0					
Total	**$3,127**	**$1,956**	**$1,171**		**$0**	**$0**	**$0**	**$0**	**$0**

[1] Capital includes, but is not limited to, expenses related to capitalizable Development, Design, Land Acquisition, Equipment, Construction and Administration required to complete the project.
[2] Contributions includes, but is not limited to, funding through an agreement to other Government Agencies, Youth Organizations, Cultural Service Organizations and other Non-Profit Organizations.
[3] Non-Capital includes, but is not limited to, expenses related to Building Maintenance, Grounds & Landscaping Maintenance, Non-Capitalizable Equipment and other Professional Services.

PROJECT TITLE: **PROJECT NUMBER: C69601000**

NEW & IMPROVED SIGNALIZATION PROGRAM (MP)

CIE REQUIREMENTS: Y

LEVEL OF SERVICE IMPACT: E **PROGRAM: TRANSPORTATION**

PROJECT DESCRIPTION:

Funding for new and temporary traffic signals throughout Hillsborough County. Temporary signals will be upgraded to full functionality to improve traffic movement. The funding will also include right of way acquisition for mast arms, signals and controller placements along with minor lane improvement for traffic movement.

Neighborhood Community Area:

Countywide

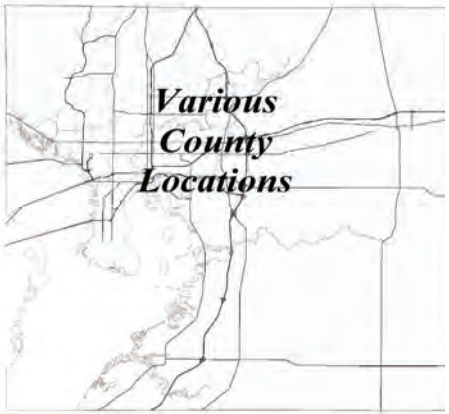

OPERATING COST IMPACT:

Annual operating and maintenance costs for incremental projects are estimated to be $100,000.

PROJECT COMPLETION DATE: Ongoing

Sources of Funds (in $000s)	Total Estimated Sources	Prior Funding	FY 27 Carryforward	FY 27 Additional	FY 28	FY 29	FY 30	FY 31	Future
ARP Funds	$0	$0	$0	$0	$0	$0	$0	$0	$0
Boat Fees	0	0	0	0	0	0	0	0	0
CDBG-DR	0	0	0	0	0	0	0	0	0
Community Invest. Tax II	0	0	0	0	0	0	0	0	0
Community Invest. Tax III	10,523	7,630	2,893	0	0	0	0	0	0
Community Invest. Tax IV	0	0	0	0	0	0	0	0	0
Enterprise Fees	0	0	0	0	0	0	0	0	0
Financing	0	0	0	0	0	0	0	0	0
Gas Taxes	462	438	24	0	0	0	0	0	0
General Revenues-CW	0	0	0	0	0	0	0	0	0
General Revenues-UA	3,406	306	3,100	0	0	0	0	0	0
Grants & County Match	1,999	1,999	0	0	0	0	0	0	0
Impact Fees	3,055	3,038	16	0	0	0	0	0	0
Mobility Fees	0	0	0	0	0	0	0	0	0
Other	245	88	157	0	0	0	0	0	0
Undetermined	0	0	0	0	0	0	0	0	0
Subtotal FY 27			$6,190	$0					
Total	**$19,690**	**$13,500**	**$6,190**		**$0**	**$0**	**$0**	**$0**	**$0**

Uses of Funds (in $000s)	Total Estimated Cost	Prior Expenses	FY 27 Carryforward	FY 27 Additional	FY 28	FY 29	FY 30	FY 31	Future
Capital [1]	$19,690	$13,500	$6,190	$0	$0	$0	$0	$0	$0
Contributions [2]	0	0	0	0	0	0	0	0	0
Non-Capital [3]	0	0	0	0	0	0	0	0	0
Subtotal FY 27			$6,190	$0					
Total	**$19,690**	**$13,500**	**$6,190**		**$0**	**$0**	**$0**	**$0**	**$0**

[1] Capital includes, but is not limited to, expenses related to capitalizable Development, Design, Land Acquisition, Equipment, Construction and Administration required to complete the project.

[2] Contributions includes, but is not limited to, funding through an agreement to other Government Agencies, Youth Organizations, Cultural Service Organizations and other Non-Profit Organizations.

[3] Non-Capital includes, but is not limited to, expenses related to Building Maintenance, Grounds & Landscaping Maintenance, Non-Capitalizable Equipment and other Professional Services.

PROJECT TITLE: **PROJECT NUMBER: C69638000**

PEDESTRIAN SAFETY AND MOBILITY ENHANCEMENT PROGRAM (MP)

CIE REQUIREMENTS: Y

LEVEL OF SERVICE IMPACT: E **PROGRAM: TRANSPORTATION**

PROJECT DESCRIPTION:

Countywide pedestrian facility enhancements to improve safety and mobility for pedestrians and bicyclists in high safety and mobility need locations. Projects include sidewalks near schools, school safety circulation enhancements, new sidewalks on county maintained roadways.

Neighborhood Community Area:

Countywide

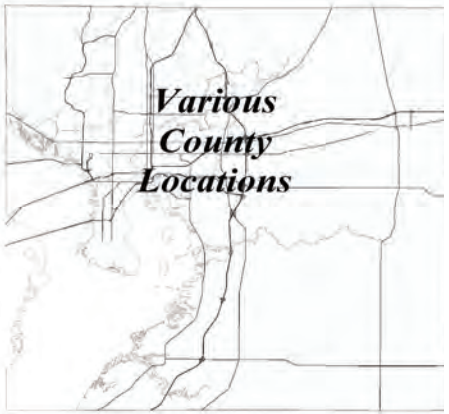

OPERATING COST IMPACT:

Impact on annual operating and maintenance costs is to be determined.

PROJECT COMPLETION DATE: Ongoing

Sources of Funds (in $000s)	Total Estimated Sources	Prior Funding	FY 27 Carryforward	FY 27 Additional	FY 28	FY 29	FY 30	FY 31	Future
ARP Funds	$0	$0	$0	$0	$0	$0	$0	$0	$0
Boat Fees	0	0	0	0	0	0	0	0	0
CDBG-DR	0	0	0	0	0	0	0	0	0
Community Invest. Tax II	0	0	0	0	0	0	0	0	0
Community Invest. Tax III	0	0	0	0	0	0	0	0	0
Community Invest. Tax IV	0	0	0	0	0	0	0	0	0
Enterprise Fees	0	0	0	0	0	0	0	0	0
Financing	14,376	14,376	0	0	0	0	0	0	0
Gas Taxes	0	0	0	0	0	0	0	0	0
General Revenues-CW	2,372	1,598	774	0	0	0	0	0	0
General Revenues-UA	7,147	1,791	556	4,800	0	0	0	0	0
Grants & County Match	0	0	0	0	0	0	0	0	0
Impact Fees	537	237	300	0	0	0	0	0	0
Mobility Fees	30,881	6,381	16,601	7,900	0	0	0	0	0
Other	1,200	1,200	0	0	0	0	0	0	0
Undetermined	0	0	0	0	0	0	0	0	0
Subtotal FY 27			$18,230	$12,700					
Total	**$56,513**	**$25,583**	**$30,930**		**$0**	**$0**	**$0**	**$0**	**$0**

Uses of Funds (in $000s)	Total Estimated Cost	Prior Expenses	FY 27 Carryforward	FY 27 Additional	FY 28	FY 29	FY 30	FY 31	Future
Capital [1]	$56,513	$25,583	$18,230	$12,700	$0	$0	$0	$0	$0
Contributions [2]	0	0	0	0	0	0	0	0	0
Non-Capital [3]	0	0	0	0	0	0	0	0	0
Subtotal FY 27			$18,230	$12,700					
Total	**$56,513**	**$25,583**	**$30,930**		**$0**	**$0**	**$0**	**$0**	**$0**

[1] Capital includes, but is not limited to, expenses related to capitalizable Development, Design, Land Acquisition, Equipment, Construction and Administration required to complete the project.

[2] Contributions includes, but is not limited to, funding through an agreement to other Government Agencies, Youth Organizations, Cultural Service Organizations and other Non-Profit Organizations.

[3] Non-Capital includes, but is not limited to, expenses related to Building Maintenance, Grounds & Landscaping Maintenance, Non-Capitalizable Equipment and other Professional Services.

PROJECT TITLE: **PROJECT NUMBER: C69701000**

POWER OUTAGE EMERGENCY BEACONS - CDBG-DR (MP)

CIE REQUIREMENTS: Y

LEVEL OF SERVICE IMPACT: M **PROGRAM: TRANSPORTATION**

PROJECT DESCRIPTION:

This project consists of furnishing and installing Power Outage Emergency Beacon (POEB) systems powered by solar energy to provide emergency traffic signal operation during power outages.

Neighborhood Community Area:

Countywide

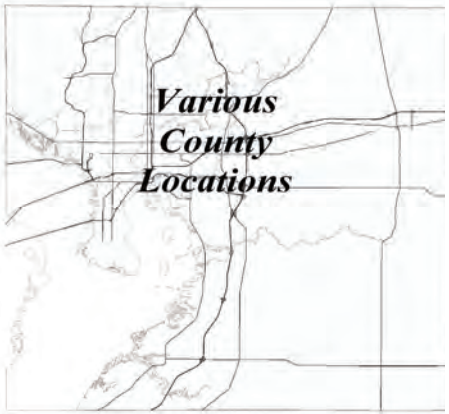

OPERATING COST IMPACT:

Impact on annual operating and maintenance costs is to be determined.

PROJECT COMPLETION DATE: Ongoing

Sources of Funds (in $000s)	Total Estimated Sources	Prior Funding	FY 27 Carryforward	FY 27 Additional	FY 28	FY 29	FY 30	FY 31	Future
ARP Funds	$0	$0	$0	$0	$0	$0	$0	$0	$0
Boat Fees	0	0	0	0	0	0	0	0	0
CDBG-DR	2,482	0	2,482	0	0	0	0	0	0
Community Invest. Tax II	0	0	0	0	0	0	0	0	0
Community Invest. Tax III	0	0	0	0	0	0	0	0	0
Community Invest. Tax IV	0	0	0	0	0	0	0	0	0
Enterprise Fees	0	0	0	0	0	0	0	0	0
Financing	0	0	0	0	0	0	0	0	0
Gas Taxes	0	0	0	0	0	0	0	0	0
General Revenues-CW	0	0	0	0	0	0	0	0	0
General Revenues-UA	0	0	0	0	0	0	0	0	0
Grants & County Match	0	0	0	0	0	0	0	0	0
Impact Fees	0	0	0	0	0	0	0	0	0
Mobility Fees	0	0	0	0	0	0	0	0	0
Other	0	0	0	0	0	0	0	0	0
Undetermined	0	0	0	0	0	0	0	0	0
Subtotal FY 27			$2,482	$0					
Total	**$2,482**	**$0**	**$2,482**		**$0**	**$0**	**$0**	**$0**	**$0**

Uses of Funds (in $000s)	Total Estimated Cost	Prior Expenses	FY 27 Carryforward	FY 27 Additional	FY 28	FY 29	FY 30	FY 31	Future
Capital [1]	$2,482	$0	$2,482	$0	$0	$0	$0	$0	$0
Contributions [2]	0	0	0	0	0	0	0	0	0
Non-Capital [3]	0	0	0	0	0	0	0	0	0
Subtotal FY 27			$2,482	$0					
Total	**$2,482**	**$0**	**$2,482**		**$0**	**$0**	**$0**	**$0**	**$0**

[1] Capital includes, but is not limited to, expenses related to capitalizable Development, Design, Land Acquisition, Equipment, Construction and Administration required to complete the project.

[2] Contributions includes, but is not limited to, funding through an agreement to other Government Agencies, Youth Organizations, Cultural Service Organizations and other Non-Profit Organizations.

[3] Non-Capital includes, but is not limited to, expenses related to Building Maintenance, Grounds & Landscaping Maintenance, Non-Capitalizable Equipment and other Professional Services.

PROJECT TITLE: **PROJECT NUMBER: C69696000**

ROAD REPAVING -- SURTAX (MP)

CIE REQUIREMENTS: Y

LEVEL OF SERVICE IMPACT: M **PROGRAM: TRANSPORTATION**

PROJECT DESCRIPTION:

This project will provide pavement condition inspection, routine repairs, preventive maintenance treatments and road repaving projects necessary to maintain the County's roads in a safe and serviceable condition for the lowest cost to the community. This project is funded by the State of Florida appropriation associated with the Surtax.

Neighborhood Community Area:

Countywide

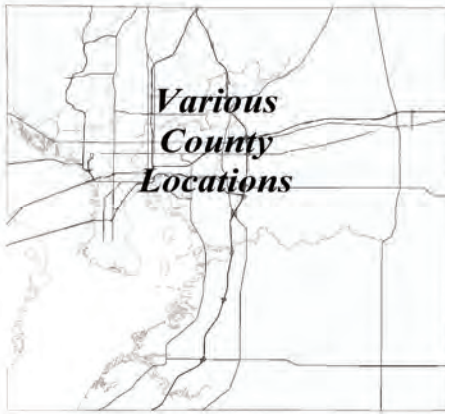

OPERATING COST IMPACT:

Impact on annual operating and maintenance costs is to be determined.

PROJECT COMPLETION DATE: Ongoing

Sources of Funds (in $000s)	Total Estimated Sources	Prior Funding	FY 27 Carryforward	FY 27 Additional	FY 28	FY 29	FY 30	FY 31	Future
ARP Funds	$0	$0	$0	$0	$0	$0	$0	$0	$0
Boat Fees	0	0	0	0	0	0	0	0	0
CDBG-DR	0	0	0	0	0	0	0	0	0
Community Invest. Tax II	0	0	0	0	0	0	0	0	0
Community Invest. Tax III	0	0	0	0	0	0	0	0	0
Community Invest. Tax IV	0	0	0	0	0	0	0	0	0
Enterprise Fees	0	0	0	0	0	0	0	0	0
Financing	0	0	0	0	0	0	0	0	0
Gas Taxes	0	0	0	0	0	0	0	0	0
General Revenues-CW	0	0	0	0	0	0	0	0	0
General Revenues-UA	0	0	0	0	0	0	0	0	0
Grants & County Match	208,592	26,139	182,452	0	0	0	0	0	0
Impact Fees	0	0	0	0	0	0	0	0	0
Mobility Fees	0	0	0	0	0	0	0	0	0
Other	0	0	0	0	0	0	0	0	0
Undetermined	0	0	0	0	0	0	0	0	0
Subtotal FY 27			$182,452	$0					
Total	**$208,592**	**$26,139**	**$182,452**		**$0**	**$0**	**$0**	**$0**	**$0**

Uses of Funds (in $000s)	Total Estimated Cost	Prior Expenses	FY 27 Carryforward	FY 27 Additional	FY 28	FY 29	FY 30	FY 31	Future
Capital [1]	$208,592	$26,139	$182,452	$0	$0	$0	$0	$0	$0
Contributions [2]	0	0	0	0	0	0	0	0	0
Non-Capital [3]	0	0	0	0	0	0	0	0	0
Subtotal FY 27			$182,452	$0					
Total	**$208,592**	**$26,139**	**$182,452**		**$0**	**$0**	**$0**	**$0**	**$0**

[1] Capital includes, but is not limited to, expenses related to capitalizable Development, Design, Land Acquisition, Equipment, Construction and Administration required to complete the project.

[2] Contributions includes, but is not limited to, funding through an agreement to other Government Agencies, Youth Organizations, Cultural Service Organizations and other Non-Profit Organizations.

[3] Non-Capital includes, but is not limited to, expenses related to Building Maintenance, Grounds & Landscaping Maintenance, Non-Capitalizable Equipment and other Professional Services.

PROJECT TITLE: **PROJECT NUMBER: C69684000**
ROADWAY PAVEMENT PRESERVATION - ARP ACT REVENUE RECOVERY FUNDS (MP)
CIE REQUIREMENTS: Y
LEVEL OF SERVICE IMPACT: M **PROGRAM: TRANSPORTATION**

PROJECT DESCRIPTION:
Annual pavement condition inspection, routine repairs, preventive maintenance treatments and road repaving projects necessary to maintain the County's roads in a safe and serviceable condition for the lowest cost to the community. This project is funded by the American Rescue Plan.

Neighborhood Community Area:
Countywide

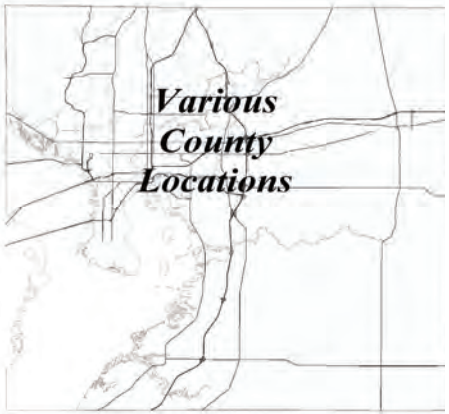

OPERATING COST IMPACT:
Impact on annual operating and maintenance costs is to be determined.

PROJECT COMPLETION DATE: Post Construction

Sources of Funds (in $000s)	Total Estimated Sources	Prior Funding	FY 27 Carryforward	FY 27 Additional	FY 28	FY 29	FY 30	FY 31	Future
ARP Funds	$42,228	$42,181	$47	$0	$0	$0	$0	$0	$0
Boat Fees	0	0	0	0	0	0	0	0	0
CDBG-DR	0	0	0	0	0	0	0	0	0
Community Invest. Tax II	0	0	0	0	0	0	0	0	0
Community Invest. Tax III	0	0	0	0	0	0	0	0	0
Community Invest. Tax IV	0	0	0	0	0	0	0	0	0
Enterprise Fees	0	0	0	0	0	0	0	0	0
Financing	0	0	0	0	0	0	0	0	0
Gas Taxes	0	0	0	0	0	0	0	0	0
General Revenues-CW	0	0	0	0	0	0	0	0	0
General Revenues-UA	0	0	0	0	0	0	0	0	0
Grants & County Match	0	0	0	0	0	0	0	0	0
Impact Fees	0	0	0	0	0	0	0	0	0
Mobility Fees	0	0	0	0	0	0	0	0	0
Other	0	0	0	0	0	0	0	0	0
Undetermined	0	0	0	0	0	0	0	0	0
Subtotal FY 27			$47	$0					
Total	**$42,228**	**$42,181**	**$47**		**$0**	**$0**	**$0**	**$0**	**$0**

Uses of Funds (in $000s)	Total Estimated Cost	Prior Expenses	FY 27 Carryforward	FY 27 Additional	FY 28	FY 29	FY 30	FY 31	Future
Capital [1]	$42,228	$42,181	$47	$0	$0	$0	$0	$0	$0
Contributions [2]	0	0	0	0	0	0	0	0	0
Non-Capital [3]	0	0	0	0	0	0	0	0	0
Subtotal FY 27			$47	$0					
Total	**$42,228**	**$42,181**	**$47**		**$0**	**$0**	**$0**	**$0**	**$0**

[1] Capital includes, but is not limited to, expenses related to capitalizable Development, Design, Land Acquisition, Equipment, Construction and Administration required to complete the project.
[2] Contributions includes, but is not limited to, funding through an agreement to other Government Agencies, Youth Organizations, Cultural Service Organizations and other Non-Profit Organizations.
[3] Non-Capital includes, but is not limited to, expenses related to Building Maintenance, Grounds & Landscaping Maintenance, Non-Capitalizable Equipment and other Professional Services.

PROJECT TITLE: **PROJECT NUMBER: C69631000**
ROADWAY PAVEMENT PRESERVATION PROGRAM (MP)
CIE REQUIREMENTS: Y
LEVEL OF SERVICE IMPACT: M **PROGRAM: TRANSPORTATION**

PROJECT DESCRIPTION:
Annual pavement condition inspection, routine repairs, preventive maintenance treatments and road repaving projects necessary to maintain the County's roads in a safe and serviceable condition for the lowest cost to the community.

Neighborhood Community Area:
Countywide

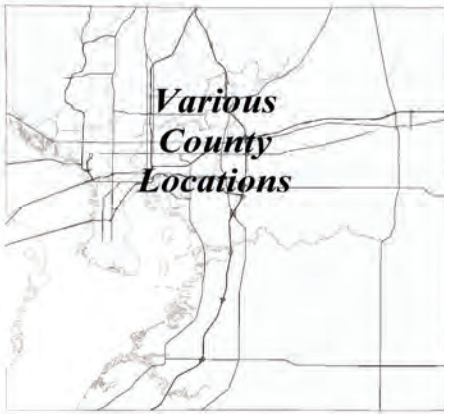

OPERATING COST IMPACT:
Impact on annual operating and maintenance costs is to be determined.

PROJECT COMPLETION DATE: Ongoing

Sources of Funds (in $000s)	Total Estimated Sources	Prior Funding	FY 27 Carryforward	FY 27 Additional	FY 28	FY 29	FY 30	FY 31	Future
ARP Funds	$0	$0	$0	$0	$0	$0	$0	$0	$0
Boat Fees	0	0	0	0	0	0	0	0	0
CDBG-DR	0	0	0	0	0	0	0	0	0
Community Invest. Tax II	0	0	0	0	0	0	0	0	0
Community Invest. Tax III	0	0	0	0	0	0	0	0	0
Community Invest. Tax IV	40,652	27,543	13,109	0	0	0	0	0	0
Enterprise Fees	0	0	0	0	0	0	0	0	0
Financing	14,655	14,655	0	0	0	0	0	0	0
Gas Taxes	123,881	87,526	9,355	5,400	5,400	5,400	5,400	5,400	0
General Revenues-CW	13,404	9,000	2,404	2,000	0	0	0	0	0
General Revenues-UA	109,866	63,192	27,673	19,000	0	0	0	0	0
Grants & County Match	334	19	315	0	0	0	0	0	0
Impact Fees	0	0	0	0	0	0	0	0	0
Mobility Fees	0	0	0	0	0	0	0	0	0
Other	0	0	0	0	0	0	0	0	0
Undetermined	0	0	0	0	0	0	0	0	0
Subtotal FY 27			$52,857	$26,400					
Total	**$302,791**	**$201,935**	**$79,257**		**$5,400**	**$5,400**	**$5,400**	**$5,400**	**$0**

Uses of Funds (in $000s)	Total Estimated Cost	Prior Expenses	FY 27 Carryforward	FY 27 Additional	FY 28	FY 29	FY 30	FY 31	Future
Capital [1]	$302,789	$201,933	$52,857	$26,400	$5,400	$5,400	$5,400	$5,400	$0
Contributions [2]	0	0	0	0	0	0	0	0	0
Non-Capital [3]	2	2	0	0	0	0	0	0	0
Subtotal FY 27			$52,857	$26,400					
Total	**$302,791**	**$201,935**	**$79,257**		**$5,400**	**$5,400**	**$5,400**	**$5,400**	**$0**

[1] Capital includes, but is not limited to, expenses related to capitalizable Development, Design, Land Acquisition, Equipment, Construction and Administration required to complete the project.
[2] Contributions includes, but is not limited to, funding through an agreement to other Government Agencies, Youth Organizations, Cultural Service Organizations and other Non-Profit Organizations.
[3] Non-Capital includes, but is not limited to, expenses related to Building Maintenance, Grounds & Landscaping Maintenance, Non-Capitalizable Equipment and other Professional Services.

PROJECT TITLE:
SAFE ROUTES TO SCHOOL PROGRAMS (MP)
CIE REQUIREMENTS: Y
LEVEL OF SERVICE IMPACT: E

PROJECT NUMBER: C69676000

PROGRAM: TRANSPORTATION

PROJECT DESCRIPTION:
Projects include sidewalks near schools, school safety circulation enhancements, new sidewalks on county roads, new and enhanced pedestrian crossings, signs and pavement markings.

Neighborhood Community Area:
Countywide

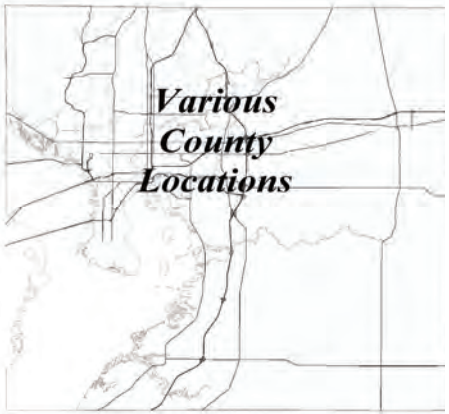

OPERATING COST IMPACT:
Impact on annual operating and maintenance costs is to be determined.

PROJECT COMPLETION DATE: Ongoing

Sources of Funds (in $000s)	Total Estimated Sources	Prior Funding	FY 27 Carryforward	FY 27 Additional	FY 28	FY 29	FY 30	FY 31	Future
ARP Funds	$0	$0	$0	$0	$0	$0	$0	$0	$0
Boat Fees	0	0	0	0	0	0	0	0	0
CDBG-DR	0	0	0	0	0	0	0	0	0
Community Invest. Tax II	0	0	0	0	0	0	0	0	0
Community Invest. Tax III	0	0	0	0	0	0	0	0	0
Community Invest. Tax IV	6,000	85	5,915	0	0	0	0	0	0
Enterprise Fees	0	0	0	0	0	0	0	0	0
Financing	7,140	7,140	0	0	0	0	0	0	0
Gas Taxes	0	0	0	0	0	0	0	0	0
General Revenues-CW	0	0	0	0	0	0	0	0	0
General Revenues-UA	7,750	115	385	7,250	0	0	0	0	0
Grants & County Match	0	0	0	0	0	0	0	0	0
Impact Fees	0	0	0	0	0	0	0	0	0
Mobility Fees	18,771	2,612	6,909	1,250	2,000	2,000	2,000	2,000	0
Other	600	589	11	0	0	0	0	0	0
Undetermined	0	0	0	0	0	0	0	0	0
Subtotal FY 27			$13,221	$8,500					
Total	**$40,261**	**$10,540**	**$21,721**		**$2,000**	**$2,000**	**$2,000**	**$2,000**	**$0**

Uses of Funds (in $000s)	Total Estimated Cost	Prior Expenses	FY 27 Carryforward	FY 27 Additional	FY 28	FY 29	FY 30	FY 31	Future
Capital [1]	$40,261	$10,540	$13,221	$8,500	$2,000	$2,000	$2,000	$2,000	$0
Contributions [2]	0	0	0	0	0	0	0	0	0
Non-Capital [3]	0	0	0	0	0	0	0	0	0
Subtotal FY 27			$13,221	$8,500					
Total	**$40,261**	**$10,540**	**$21,721**		**$2,000**	**$2,000**	**$2,000**	**$2,000**	**$0**

[1] Capital includes, but is not limited to, expenses related to capitalizable Development, Design, Land Acquisition, Equipment, Construction and Administration required to complete the project.
[2] Contributions includes, but is not limited to, funding through an agreement to other Government Agencies, Youth Organizations, Cultural Service Organizations and other Non-Profit Organizations.
[3] Non-Capital includes, but is not limited to, expenses related to Building Maintenance, Grounds & Landscaping Maintenance, Non-Capitalizable Equipment and other Professional Services.

PROJECT TITLE:
SAFE STREETS AND ROADS FOR ALL (MP)
CIE REQUIREMENTS: Y
LEVEL OF SERVICE IMPACT: E

PROJECT NUMBER: C69691000

PROGRAM: TRANSPORTATION

PROJECT DESCRIPTION:
This program includes projects funded by the U.S Department of Transportation Safe Streets and Roads for All ("SS4A") Grant. This project will improve safety for pedestrians, bicyclists, transit users, and drivers at approximately 22 locations throughout Hillsborough County, which has the highest traffic fatality rate per capita amongst large counties in the United States. This project will implement low-cost Proven Safety Countermeasures such as sidewalks, leading pedestrian intervals, curb bulb-outs, crosswalk improvements, bicycle lanes, and speed management strategies at locations that are the highest priorities for Safe Routes to School, bus stop pedestrian safety and access, pedestrian corridor safety improvements, and Vision Zero corridor safety improvements. The project will also develop Vision Zero Action Plan updates with additional countermeasure toolbox items for safer streets, a lighting management plan, and stakeholder engagement and education.

Neighborhood Community Area:
Countywide

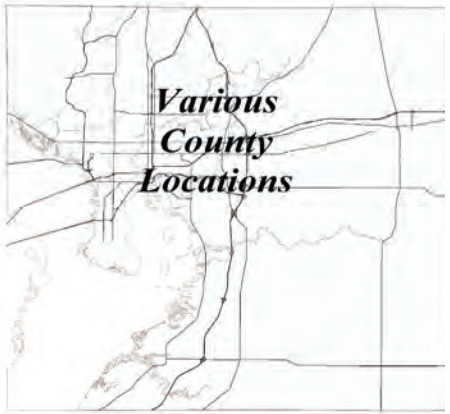

OPERATING COST IMPACT:
Impact on annual operating and maintenance costs is to be determined.

PROJECT COMPLETION DATE: Ongoing

Sources of Funds (in $000s)	Total Estimated Sources	Prior Funding	FY 27 Carryforward	FY 27 Additional	FY 28	FY 29	FY 30	FY 31	Future
ARP Funds	$0	$0	$0	$0	$0	$0	$0	$0	$0
Boat Fees	0	0	0	0	0	0	0	0	0
CDBG-DR	0	0	0	0	0	0	0	0	0
Community Invest. Tax II	0	0	0	0	0	0	0	0	0
Community Invest. Tax III	0	0	0	0	0	0	0	0	0
Community Invest. Tax IV	0	0	0	0	0	0	0	0	0
Enterprise Fees	0	0	0	0	0	0	0	0	0
Financing	0	0	0	0	0	0	0	0	0
Gas Taxes	0	0	0	0	0	0	0	0	0
General Revenues-CW	3,623	124	2,299	1,200	0	0	0	0	0
General Revenues-UA	0	0	0	0	0	0	0	0	0
Grants & County Match	29,632	3,583	26,050	0	0	0	0	0	0
Impact Fees	0	0	0	0	0	0	0	0	0
Mobility Fees	4,150	648	2,152	1,350	0	0	0	0	0
Other	0	0	0	0	0	0	0	0	0
Undetermined	0	0	0	0	0	0	0	0	0
Subtotal FY 27			$30,501	$2,550					
Total	**$37,405**	**$4,354**	**$33,051**		**$0**	**$0**	**$0**	**$0**	**$0**

Uses of Funds (in $000s)	Total Estimated Cost	Prior Expenses	FY 27 Carryforward	FY 27 Additional	FY 28	FY 29	FY 30	FY 31	Future
Capital [1]	$37,405	$4,354	$30,501	$2,550	$0	$0	$0	$0	$0
Contributions [2]	0	0	0	0	0	0	0	0	0
Non-Capital [3]	0	0	0	0	0	0	0	0	0
Subtotal FY 27			$30,501	$2,550					
Total	**$37,405**	**$4,354**	**$33,051**		**$0**	**$0**	**$0**	**$0**	**$0**

[1] Capital includes, but is not limited to, expenses related to capitalizable Development, Design, Land Acquisition, Equipment, Construction and Administration required to complete the project.
[2] Contributions includes, but is not limited to, funding through an agreement to other Government Agencies, Youth Organizations, Cultural Service Organizations and other Non-Profit Organizations.
[3] Non-Capital includes, but is not limited to, expenses related to Building Maintenance, Grounds & Landscaping Maintenance, Non-Capitalizable Equipment and other Professional Services.

PROJECT TITLE: **PROJECT NUMBER: C69689000**

SIDEWALK IMPROVEMENTS - ARP ACT REVENUE RECOVERY FUNDS (MP)

CIE REQUIREMENTS: Y

LEVEL OF SERVICE IMPACT: E **PROGRAM: TRANSPORTATION**

PROJECT DESCRIPTION:

This project will repair existing sidewalks and upgrade sidewalks to be ADA compliant across Hillsborough County

Neighborhood Community Area:

Countywide

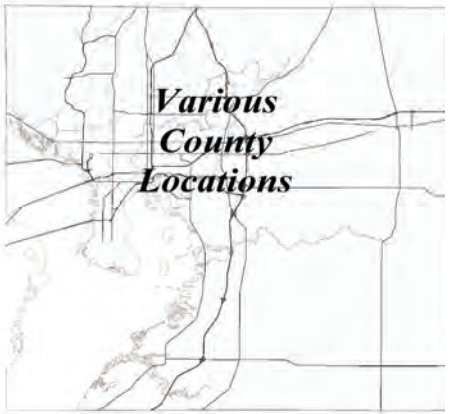

OPERATING COST IMPACT:

Impact on annual operating and maintenance costs is to be determined.

PROJECT COMPLETION DATE: Post Construction

Sources of Funds (in $000s)	Total Estimated Sources	Prior Funding	FY 27 Carryforward	FY 27 Additional	FY 28	FY 29	FY 30	FY 31	Future
ARP Funds	$6,440	$6,440	$0	$0	$0	$0	$0	$0	$0
Boat Fees	0	0	0	0	0	0	0	0	0
CDBG-DR	0	0	0	0	0	0	0	0	0
Community Invest. Tax II	0	0	0	0	0	0	0	0	0
Community Invest. Tax III	0	0	0	0	0	0	0	0	0
Community Invest. Tax IV	0	0	0	0	0	0	0	0	0
Enterprise Fees	0	0	0	0	0	0	0	0	0
Financing	0	0	0	0	0	0	0	0	0
Gas Taxes	0	0	0	0	0	0	0	0	0
General Revenues-CW	0	0	0	0	0	0	0	0	0
General Revenues-UA	0	0	0	0	0	0	0	0	0
Grants & County Match	0	0	0	0	0	0	0	0	0
Impact Fees	0	0	0	0	0	0	0	0	0
Mobility Fees	0	0	0	0	0	0	0	0	0
Other	0	0	0	0	0	0	0	0	0
Undetermined	0	0	0	0	0	0	0	0	0
Subtotal FY 27			$0	$0					
Total	**$6,440**	**$6,440**	**$0**		**$0**	**$0**	**$0**	**$0**	**$0**

Uses of Funds (in $000s)	Total Estimated Cost	Prior Expenses	FY 27 Carryforward	FY 27 Additional	FY 28	FY 29	FY 30	FY 31	Future
Capital [1]	$6,440	$6,440	$0	$0	$0	$0	$0	$0	$0
Contributions [2]	0	0	0	0	0	0	0	0	0
Non-Capital [3]	0	0	0	0	0	0	0	0	0
Subtotal FY 27			$0	$0					
Total	**$6,440**	**$6,440**	**$0**		**$0**	**$0**	**$0**	**$0**	**$0**

[1] Capital includes, but is not limited to, expenses related to capitalizable Development, Design, Land Acquisition, Equipment, Construction and Administration required to complete the project.

[2] Contributions includes, but is not limited to, funding through an agreement to other Government Agencies, Youth Organizations, Cultural Service Organizations and other Non-Profit Organizations.

[3] Non-Capital includes, but is not limited to, expenses related to Building Maintenance, Grounds & Landscaping Maintenance, Non-Capitalizable Equipment and other Professional Services.

PROJECT TITLE: **PROJECT NUMBER: C69678000**

SIDEWALK REPAIR PROGRAM (MP)

CIE REQUIREMENTS: Y

LEVEL OF SERVICE IMPACT: E **PROGRAM: TRANSPORTATION**

PROJECT DESCRIPTION:

Repair to existing sidewalk, upgrades to meet ADA compliant standards and completion of gaps within close proximity to repair and upgrade locations.

Neighborhood Community Area:

Countywide

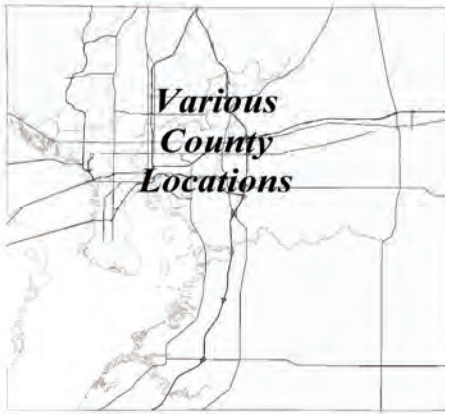

OPERATING COST IMPACT:

Impact on annual operating and maintenance costs is to be determined.

PROJECT COMPLETION DATE: Ongoing

Sources of Funds (in $000s)	Total Estimated Sources	Prior Funding	FY 27 Carryforward	FY 27 Additional	FY 28	FY 29	FY 30	FY 31	Future
ARP Funds	$0	$0	$0	$0	$0	$0	$0	$0	$0
Boat Fees	0	0	0	0	0	0	0	0	0
CDBG-DR	0	0	0	0	0	0	0	0	0
Community Invest. Tax II	0	0	0	0	0	0	0	0	0
Community Invest. Tax III	0	0	0	0	0	0	0	0	0
Community Invest. Tax IV	19,556	14,886	4,670	0	0	0	0	0	0
Enterprise Fees	0	0	0	0	0	0	0	0	0
Financing	2,938	2,938	0	0	0	0	0	0	0
Gas Taxes	7,600	4,998	(148)	550	550	550	550	550	0
General Revenues-CW	5,184	751	4,433	0	0	0	0	0	0
General Revenues-UA	46,143	21,815	5,327	19,000	0	0	0	0	0
Grants & County Match	0	0	0	0	0	0	0	0	0
Impact Fees	0	0	0	0	0	0	0	0	0
Mobility Fees	0	0	0	0	0	0	0	0	0
Other	0	0	0	0	0	0	0	0	0
Undetermined	0	0	0	0	0	0	0	0	0
Subtotal FY 27			$14,282	$19,550					
Total	**$81,420**	**$45,388**	**$33,832**		**$550**	**$550**	**$550**	**$550**	**$0**

Uses of Funds (in $000s)	Total Estimated Cost	Prior Expenses	FY 27 Carryforward	FY 27 Additional	FY 28	FY 29	FY 30	FY 31	Future
Capital [1]	$81,420	$45,388	$14,282	$19,550	$550	$550	$550	$550	$0
Contributions [2]	0	0	0	0	0	0	0	0	0
Non-Capital [3]	0	0	0	0	0	0	0	0	0
Subtotal FY 27			$14,282	$19,550					
Total	**$81,420**	**$45,388**	**$33,832**		**$550**	**$550**	**$550**	**$550**	**$0**

[1] Capital includes, but is not limited to, expenses related to capitalizable Development, Design, Land Acquisition, Equipment, Construction and Administration required to complete the project.

[2] Contributions includes, but is not limited to, funding through an agreement to other Government Agencies, Youth Organizations, Cultural Service Organizations and other Non-Profit Organizations.

[3] Non-Capital includes, but is not limited to, expenses related to Building Maintenance, Grounds & Landscaping Maintenance, Non-Capitalizable Equipment and other Professional Services.

PROJECT TITLE: **PROJECT NUMBER: C69666000**

SOUTH 78TH STREET CORRIDOR IMPROVEMENTS (PROGRESS BLVD. TO CAUSEWAY BLVD.)

CIE REQUIREMENTS: Y

LEVEL OF SERVICE IMPACT: E **PROGRAM: TRANSPORTATION**

PROJECT DESCRIPTION:

Design the enhancement of S 78th Street, a 2-lane undivided road, from Progress Boulevard to Causeway Boulevard including turn lane improvements, and enhanced pedestrian, bicycle and bus facilities. Design Only.

Neighborhood Community Area:

Greater Palm River

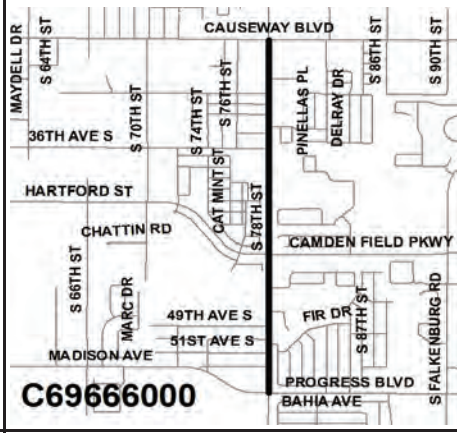

OPERATING COST IMPACT:

Impact on annual operating and maintenance costs is to be determined.

PROJECT COMPLETION DATE: TBD

Sources of Funds (in $000s)	Total Estimated Sources	Prior Funding	FY 27 Carryforward	FY 27 Additional	FY 28	FY 29	FY 30	FY 31	Future
ARP Funds	$0	$0	$0	$0	$0	$0	$0	$0	$0
Boat Fees	0	0	0	0	0	0	0	0	0
CDBG-DR	0	0	0	0	0	0	0	0	0
Community Invest. Tax II	0	0	0	0	0	0	0	0	0
Community Invest. Tax III	0	0	0	0	0	0	0	0	0
Community Invest. Tax IV	0	0	0	0	0	0	0	0	0
Enterprise Fees	0	0	0	0	0	0	0	0	0
Financing	0	0	0	0	0	0	0	0	0
Gas Taxes	0	0	0	0	0	0	0	0	0
General Revenues-CW	0	0	0	0	0	0	0	0	0
General Revenues-UA	0	0	0	0	0	0	0	0	0
Grants & County Match	0	0	0	0	0	0	0	0	0
Impact Fees	1,772	742	1,029	0	0	0	0	0	0
Mobility Fees	0	0	0	0	0	0	0	0	0
Other	0	0	0	0	0	0	0	0	0
Undetermined	0	0	0	0	0	0	0	0	0
Subtotal FY 27			$1,029	$0					
Total	**$1,772**	**$742**	**$1,029**		**$0**	**$0**	**$0**	**$0**	**$0**

Uses of Funds (in $000s)	Total Estimated Cost	Prior Expenses	FY 27 Carryforward	FY 27 Additional	FY 28	FY 29	FY 30	FY 31	Future
Capital [1]	$1,772	$742	$1,029	$0	$0	$0	$0	$0	$0
Contributions [2]	0	0	0	0	0	0	0	0	0
Non-Capital [3]	0	0	0	0	0	0	0	0	0
Subtotal FY 27			$1,029	$0					
Total	**$1,772**	**$742**	**$1,029**		**$0**	**$0**	**$0**	**$0**	**$0**

[1] Capital includes, but is not limited to, expenses related to capitalizable Development, Design, Land Acquisition, Equipment, Construction and Administration required to complete the project.

[2] Contributions includes, but is not limited to, funding through an agreement to other Government Agencies, Youth Organizations, Cultural Service Organizations and other Non-Profit Organizations.

[3] Non-Capital includes, but is not limited to, expenses related to Building Maintenance, Grounds & Landscaping Maintenance, Non-Capitalizable Equipment and other Professional Services.

PROJECT TITLE: **PROJECT NUMBER: C69675000**

SOUTH COAST GREENWAY TRAIL ADAMSVILLE (PHASE III) & BIG BEND OVERPASS (MP)

CIE REQUIREMENTS: Y

LEVEL OF SERVICE IMPACT: E **PROGRAM: TRANSPORTATION**

PROJECT DESCRIPTION:

This project is a 3.3 mile multi-use project between 1,300' south of Big Bend Rd to Symmes Rd. This trail will connect to and will be part of the South Coast Greenways Trail.

Neighborhood Community Area:

Gibsonton

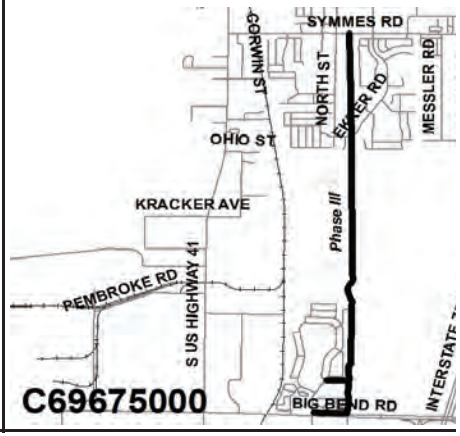

OPERATING COST IMPACT:

Impact on annual operating and maintenance costs is to be determined.

PROJECT COMPLETION DATE: TBD

Sources of Funds (in $000s)	Total Estimated Sources	Prior Funding	FY 27 Carryforward	FY 27 Additional	FY 28	FY 29	FY 30	FY 31	Future
ARP Funds	$0	$0	$0	$0	$0	$0	$0	$0	$0
Boat Fees	0	0	0	0	0	0	0	0	0
CDBG-DR	0	0	0	0	0	0	0	0	0
Community Invest. Tax II	0	0	0	0	0	0	0	0	0
Community Invest. Tax III	0	0	0	0	0	0	0	0	0
Community Invest. Tax IV	0	0	0	0	0	0	0	0	0
Enterprise Fees	0	0	0	0	0	0	0	0	0
Financing	428	428	0	0	0	0	0	0	0
Gas Taxes	0	0	0	0	0	0	0	0	0
General Revenues-CW	5,866	767	5,098	0	0	0	0	0	0
General Revenues-UA	0	0	0	0	0	0	0	0	0
Grants & County Match	13,206	0	0	0	0	0	13,206	0	0
Impact Fees	0	0	0	0	0	0	0	0	0
Mobility Fees	0	0	0	0	0	0	0	0	0
Other	2,926	0	2,926	0	0	0	0	0	0
Undetermined	0	0	0	0	0	0	0	0	0
Subtotal FY 27			$8,024	$0					
Total	**$22,426**	**$1,195**	**$8,024**		**$0**	**$0**	**$13,206**	**$0**	**$0**

Uses of Funds (in $000s)	Total Estimated Cost	Prior Expenses	FY 27 Carryforward	FY 27 Additional	FY 28	FY 29	FY 30	FY 31	Future
Capital [1]	$22,426	$1,195	$8,024	$0	$0	$0	$13,206	$0	$0
Contributions [2]	0	0	0	0	0	0	0	0	0
Non-Capital [3]	0	0	0	0	0	0	0	0	0
Subtotal FY 27			$8,024	$0					
Total	**$22,426**	**$1,195**	**$8,024**		**$0**	**$0**	**$13,206**	**$0**	**$0**

[1] Capital includes, but is not limited to, expenses related to capitalizable Development, Design, Land Acquisition, Equipment, Construction and Administration required to complete the project.

[2] Contributions includes, but is not limited to, funding through an agreement to other Government Agencies, Youth Organizations, Cultural Service Organizations and other Non-Profit Organizations.

[3] Non-Capital includes, but is not limited to, expenses related to Building Maintenance, Grounds & Landscaping Maintenance, Non-Capitalizable Equipment and other Professional Services.

PROJECT TITLE: **PROJECT NUMBER: C69639000**
SUN CITY CENTER PEDESTRIAN MOBILITY (MP)
CIE REQUIREMENTS: Y
LEVEL OF SERVICE IMPACT: E **PROGRAM: TRANSPORTATION**

PROJECT DESCRIPTION:
This project is part of the Sun City Center Pedestrian Mobility Program. Development of masterplan for new and enhanced golf cart paths and pedestrian facilities within Sun City Center.

Neighborhood Community Area:
Sun City Center

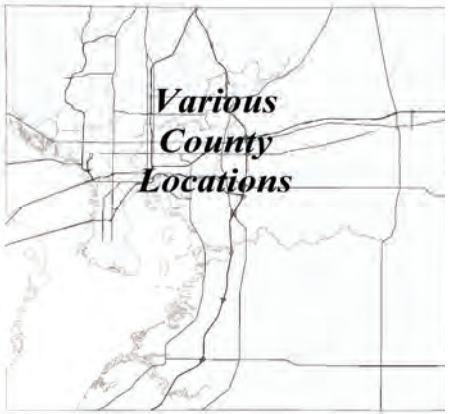

OPERATING COST IMPACT:
No impact on annual operating and maintenance costs is anticipated.

PROJECT COMPLETION DATE: Ongoing

Sources of Funds (in $000s)	Total Estimated Sources	Prior Funding	FY 27 Carryforward	FY 27 Additional	FY 28	FY 29	FY 30	FY 31	Future
ARP Funds	$0	$0	$0	$0	$0	$0	$0	$0	$0
Boat Fees	0	0	0	0	0	0	0	0	0
CDBG-DR	0	0	0	0	0	0	0	0	0
Community Invest. Tax II	0	0	0	0	0	0	0	0	0
Community Invest. Tax III	0	0	0	0	0	0	0	0	0
Community Invest. Tax IV	0	0	0	0	0	0	0	0	0
Enterprise Fees	0	0	0	0	0	0	0	0	0
Financing	568	568	0	0	0	0	0	0	0
Gas Taxes	0	0	0	0	0	0	0	0	0
General Revenues-CW	0	0	0	0	0	0	0	0	0
General Revenues-UA	0	0	0	0	0	0	0	0	0
Grants & County Match	0	0	0	0	0	0	0	0	0
Impact Fees	0	0	0	0	0	0	0	0	0
Mobility Fees	5,035	3,373	1,662	0	0	0	0	0	0
Other	0	0	0	0	0	0	0	0	0
Undetermined	0	0	0	0	0	0	0	0	0
Subtotal FY 27			$1,662	$0					
Total	**$5,603**	**$3,941**	**$1,662**		**$0**	**$0**	**$0**	**$0**	**$0**

Uses of Funds (in $000s)	Total Estimated Cost	Prior Expenses	FY 27 Carryforward	FY 27 Additional	FY 28	FY 29	FY 30	FY 31	Future
Capital [1]	$5,603	$3,941	$1,662	$0	$0	$0	$0	$0	$0
Contributions [2]	0	0	0	0	0	0	0	0	0
Non-Capital [3]	0	0	0	0	0	0	0	0	0
Subtotal FY 27			$1,662	$0					
Total	**$5,603**	**$3,941**	**$1,662**		**$0**	**$0**	**$0**	**$0**	**$0**

[1] Capital includes, but is not limited to, expenses related to capitalizable Development, Design, Land Acquisition, Equipment, Construction and Administration required to complete the project.
[2] Contributions includes, but is not limited to, funding through an agreement to other Government Agencies, Youth Organizations, Cultural Service Organizations and other Non-Profit Organizations.
[3] Non-Capital includes, but is not limited to, expenses related to Building Maintenance, Grounds & Landscaping Maintenance, Non-Capitalizable Equipment and other Professional Services.

PROJECT TITLE: **PROJECT NUMBER: C69697000**
TMD - SIDEWALK REPAIR PARTNERSHIP PROGRAM
CIE REQUIREMENTS: Y
LEVEL OF SERVICE IMPACT: M **PROGRAM: TRANSPORTATION**

PROJECT DESCRIPTION:
The Public Works Administration is responsible for maintaining more than 3,200 miles of sidewalk throughout Unincorporated Hillsborough County. The Department is currently working through a backlog of over 3,000 sidewalk repair requests. The goal of this partnership program is to provide homeowners with an opportunity to address their individual sidewalk repair needs, while improving the overall welfare of our communities with safer and more accessible sidewalks. This program is intended to enhance and complement the County's current sidewalk remediation efforts.

Neighborhood Community Area:
Countywide

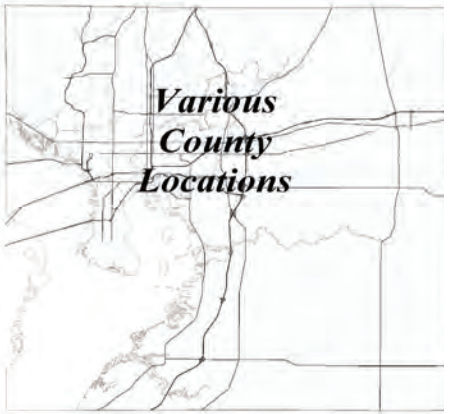

OPERATING COST IMPACT:
No impact on annual operating and maintenance costs is anticipated.

PROJECT COMPLETION DATE: Ongoing

Sources of Funds (in $000s)	Total Estimated Sources	Prior Funding	FY 27 Carryforward	FY 27 Additional	FY 28	FY 29	FY 30	FY 31	Future
ARP Funds	$0	$0	$0	$0	$0	$0	$0	$0	$0
Boat Fees	0	0	0	0	0	0	0	0	0
CDBG-DR	0	0	0	0	0	0	0	0	0
Community Invest. Tax II	0	0	0	0	0	0	0	0	0
Community Invest. Tax III	0	0	0	0	0	0	0	0	0
Community Invest. Tax IV	0	0	0	0	0	0	0	0	0
Enterprise Fees	0	0	0	0	0	0	0	0	0
Financing	0	0	0	0	0	0	0	0	0
Gas Taxes	0	0	0	0	0	0	0	0	0
General Revenues-CW	0	0	0	0	0	0	0	0	0
General Revenues-UA	1,350	39	186	225	225	225	225	225	0
Grants & County Match	0	0	0	0	0	0	0	0	0
Impact Fees	0	0	0	0	0	0	0	0	0
Mobility Fees	0	0	0	0	0	0	0	0	0
Other	0	0	0	0	0	0	0	0	0
Undetermined	0	0	0	0	0	0	0	0	0
Subtotal FY 27			$186	$225					
Total	**$1,350**	**$39**	**$411**		**$225**	**$225**	**$225**	**$225**	**$0**

Uses of Funds (in $000s)	Total Estimated Cost	Prior Expenses	FY 27 Carryforward	FY 27 Additional	FY 28	FY 29	FY 30	FY 31	Future
Capital [1]	$1,350	$39	$186	$225	$225	$225	$225	$225	$0
Contributions [2]	0	0	0	0	0	0	0	0	0
Non-Capital [3]	0	0	0	0	0	0	0	0	0
Subtotal FY 27			$186	$225					
Total	**$1,350**	**$39**	**$411**		**$225**	**$225**	**$225**	**$225**	**$0**

[1] Capital includes, but is not limited to, expenses related to capitalizable Development, Design, Land Acquisition, Equipment, Construction and Administration required to complete the project.
[2] Contributions includes, but is not limited to, funding through an agreement to other Government Agencies, Youth Organizations, Cultural Service Organizations and other Non-Profit Organizations.
[3] Non-Capital includes, but is not limited to, expenses related to Building Maintenance, Grounds & Landscaping Maintenance, Non-Capitalizable Equipment and other Professional Services.

PROJECT TITLE:
TURKEY CREEK ROAD IMPROVEMENTS FROM MLK BLVD TO SYDNEY ROAD
CIE REQUIREMENTS: Y
LEVEL OF SERVICE IMPACT: E

PROJECT NUMBER: C69625000

PROGRAM: TRANSPORTATION

PROJECT DESCRIPTION:
This project will widen Turkey Creek Road from Sydney Road to south of SR 574/ML King Blvd (1.4 mi) and provide capacity improvements at the Sydney intersection. Improvements include new, additional and lengthened turn lanes, new and enhanced medians.

Neighborhood Community Area:
Plant City

OPERATING COST IMPACT:
There will be no operating cost impact to the County.

PROJECT COMPLETION DATE: Post Construction

Sources of Funds (in $000s)	Total Estimated Sources	Prior Funding	FY 27 Carryforward	FY 27 Additional	FY 28	FY 29	FY 30	FY 31	Future
ARP Funds	$0	$0	$0	$0	$0	$0	$0	$0	$0
Boat Fees	0	0	0	0	0	0	0	0	0
CDBG-DR	0	0	0	0	0	0	0	0	0
Community Invest. Tax II	0	0	0	0	0	0	0	0	0
Community Invest. Tax III	1,645	1,645	0	0	0	0	0	0	0
Community Invest. Tax IV	0	0	0	0	0	0	0	0	0
Enterprise Fees	0	0	0	0	0	0	0	0	0
Financing	4,650	4,650	0	0	0	0	0	0	0
Gas Taxes	0	0	0	0	0	0	0	0	0
General Revenues-CW	6,208	6,030	178	0	0	0	0	0	0
General Revenues-UA	0	0	0	0	0	0	0	0	0
Grants & County Match	0	0	0	0	0	0	0	0	0
Impact Fees	0	0	0	0	0	0	0	0	0
Mobility Fees	0	0	0	0	0	0	0	0	0
Other	3,240	3,240	0	0	0	0	0	0	0
Undetermined	0	0	0	0	0	0	0	0	0
Subtotal FY 27			$178	$0					
Total	**$15,743**	**$15,565**	**$178**		**$0**	**$0**	**$0**	**$0**	**$0**

Uses of Funds (in $000s)	Total Estimated Cost	Prior Expenses	FY 27 Carryforward	FY 27 Additional	FY 28	FY 29	FY 30	FY 31	Future
Capital [1]	$14,264	$14,264	$0	$0	$0	$0	$0	$0	$0
Contributions [2]	1,479	1,301	178	0	0	0	0	0	0
Non-Capital [3]	0	0	0	0	0	0	0	0	0
Subtotal FY 27			$178	$0					
Total	**$15,743**	**$15,565**	**$178**		**$0**	**$0**	**$0**	**$0**	**$0**

[1] Capital includes, but is not limited to, expenses related to capitalizable Development, Design, Land Acquisition, Equipment, Construction and Administration required to complete the project.
[2] Contributions includes, but is not limited to, funding through an agreement to other Government Agencies, Youth Organizations, Cultural Service Organizations and other Non-Profit Organizations.
[3] Non-Capital includes, but is not limited to, expenses related to Building Maintenance, Grounds & Landscaping Maintenance, Non-Capitalizable Equipment and other Professional Services.

PROJECT TITLE:
UPPER TAMPA BAY TRAIL IV
CIE REQUIREMENTS: Y
LEVEL OF SERVICE IMPACT: E

PROJECT NUMBER: C69661000

PROGRAM: TRANSPORTATION

PROJECT DESCRIPTION:
The Upper Tampa Bay Trail is located in residential northwest Hillsborough County. Currently, the trail runs along the west shore of Channel A from a trailhead off Memorial Highway/Montague Street, past Waters Avenue, Linebaugh, and then due north to Gunn Highway, Ehrlich Road and ending at Peterson Road Park. The trail continues north from Van Dyke Road north and then east to the trailhead on Lutz Lake Fern Road, connecting to the Suncoast Trail at the Veterans Expressway. This project includes design, land acquisition, and construction to complete the section of multi-use trail between Peterson Road Park and Van Dyke Road.

Neighborhood Community Area:
East Rural

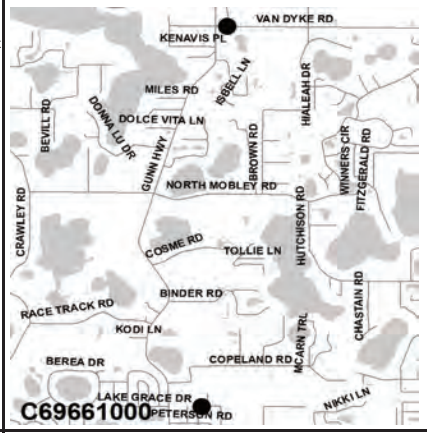

OPERATING COST IMPACT:
Impact on annual operating and maintenance costs is to be determined.

PROJECT COMPLETION DATE: TBD

Sources of Funds (in $000s)	Total Estimated Sources	Prior Funding	FY 27 Carryforward	FY 27 Additional	FY 28	FY 29	FY 30	FY 31	Future
ARP Funds	$0	$0	$0	$0	$0	$0	$0	$0	$0
Boat Fees	0	0	0	0	0	0	0	0	0
CDBG-DR	0	0	0	0	0	0	0	0	0
Community Invest. Tax II	0	0	0	0	0	0	0	0	0
Community Invest. Tax III	0	0	0	0	0	0	0	0	0
Community Invest. Tax IV	0	0	0	0	0	0	0	0	0
Enterprise Fees	0	0	0	0	0	0	0	0	0
Financing	0	0	0	0	0	0	0	0	0
Gas Taxes	0	0	0	0	0	0	0	0	0
General Revenues-CW	12,500	1,440	11,060	0	0	0	0	0	0
General Revenues-UA	0	0	0	0	0	0	0	0	0
Grants & County Match	0	0	0	0	0	0	0	0	0
Impact Fees	0	0	0	0	0	0	0	0	0
Mobility Fees	0	0	0	0	0	0	0	0	0
Other	0	0	0	0	0	0	0	0	0
Undetermined	0	0	0	0	0	0	0	0	0
Subtotal FY 27			$11,060	$0					
Total	**$12,500**	**$1,440**	**$11,060**		**$0**	**$0**	**$0**	**$0**	**$0**

Uses of Funds (in $000s)	Total Estimated Cost	Prior Expenses	FY 27 Carryforward	FY 27 Additional	FY 28	FY 29	FY 30	FY 31	Future
Capital [1]	$12,500	$1,440	$11,060	$0	$0	$0	$0	$0	$0
Contributions [2]	0	0	0	0	0	0	0	0	0
Non-Capital [3]	0	0	0	0	0	0	0	0	0
Subtotal FY 27			$11,060	$0					
Total	**$12,500**	**$1,440**	**$11,060**		**$0**	**$0**	**$0**	**$0**	**$0**

[1] Capital includes, but is not limited to, expenses related to capitalizable Development, Design, Land Acquisition, Equipment, Construction and Administration required to complete the project.
[2] Contributions includes, but is not limited to, funding through an agreement to other Government Agencies, Youth Organizations, Cultural Service Organizations and other Non-Profit Organizations.
[3] Non-Capital includes, but is not limited to, expenses related to Building Maintenance, Grounds & Landscaping Maintenance, Non-Capitalizable Equipment and other Professional Services.

PROJECT TITLE: **PROJECT NUMBER: C69646000**

VAN DYKE ROAD CORRIDOR IMPROVEMENTS (GUNN HWY TO EAST OF WHIRLEY RD)

CIE REQUIREMENTS: Y

LEVEL OF SERVICE IMPACT: E **PROGRAM: TRANSPORTATION**

PROJECT DESCRIPTION:

This project will widen Van Dyke Rd, from Whirley Rd to Suncoast Pkwy (approximately 2 miles) from a 2-lane undivided road, to a 4-lane divided facility. Includes enhanced pedestrian, bicycle and bus facilities, and improvements to the associated stormwater drainage. Additional items include: Intersection improvements, enhanced pedestrian safety features such as sidewalks, enhanced crosswalks and signals. A shared-use trail connection from the Upper Tampa Bay Trail to the Northdale Lake Park Trail will also be provided.

OPERATING COST IMPACT:

Impact on annual operating and maintenance costs is to be determined.

PROJECT COMPLETION DATE: TBD

Neighborhood Community Area:

Lutz

Sources of Funds (in $000s)	Total Estimated Sources	Prior Funding	FY 27 Carryforward	FY 27 Additional	FY 28	FY 29	FY 30	FY 31	Future
ARP Funds	$0	$0	$0	$0	$0	$0	$0	$0	$0
Boat Fees	0	0	0	0	0	0	0	0	0
CDBG-DR	0	0	0	0	0	0	0	0	0
Community Invest. Tax II	0	0	0	0	0	0	0	0	0
Community Invest. Tax III	0	0	0	0	0	0	0	0	0
Community Invest. Tax IV	20,000	0	12,500	7,500	0	0	0	0	0
Enterprise Fees	0	0	0	0	0	0	0	0	0
Financing	0	0	0	0	0	0	0	0	0
Gas Taxes	0	0	0	0	0	0	0	0	0
General Revenues-CW	0	0	0	0	0	0	0	0	0
General Revenues-UA	0	0	0	0	0	0	0	0	0
Grants & County Match	0	0	0	0	0	0	0	0	0
Impact Fees	1,097	952	146	0	0	0	0	0	0
Mobility Fees	13,950	8,007	5,943	0	0	0	0	0	0
Other	380	380	0	0	0	0	0	0	0
Undetermined	100,500	0	0	0	0	0	0	0	100,500
Subtotal FY 27			$18,589	$7,500					
Total	**$135,927**	**$9,339**	**$26,089**		**$0**	**$0**	**$0**	**$0**	**$100,500**

Uses of Funds (in $000s)	Total Estimated Cost	Prior Expenses	FY 27 Carryforward	FY 27 Additional	FY 28	FY 29	FY 30	FY 31	Future
Capital [1]	$135,927	$9,339	$18,589	$7,500	$0	$0	$0	$0	$100,500
Contributions [2]	0	0	0	0	0	0	0	0	0
Non-Capital [3]	0	0	0	0	0	0	0	0	0
Subtotal FY 27			$18,589	$7,500					
Total	**$135,927**	**$9,339**	**$26,089**		**$0**	**$0**	**$0**	**$0**	**$100,500**

[1] Capital includes, but is not limited to, expenses related to capitalizable Development, Design, Land Acquisition, Equipment, Construction and Administration required to complete the project.

[2] Contributions includes, but is not limited to, funding through an agreement to other Government Agencies, Youth Organizations, Cultural Service Organizations and other Non-Profit Organizations.

[3] Non-Capital includes, but is not limited to, expenses related to Building Maintenance, Grounds & Landscaping Maintenance, Non-Capitalizable Equipment and other Professional Services.

Water Enterprise Program



Hillsborough County Florida

For more information, contact the Management & Budget Department
(813) 272-5890 • HCFL.gov/Budget

WATER ENTERPRISE PROGRAM
SOURCES AND USES OF FUNDS SUMMARY
(in thousands)

Sources of Funds:	TOTAL ESTIMATED SOURCES	PRIOR FUNDING	FY 27 Carryforward	FY 27 Additional	FY 28	FY 29	FY 30	FY 31	FUTURE
ARP Funds	$74,989	$57,887	$17,102	$0	$0	$0	$0	$0	$0
CDBG-DR	48,500	0	48,500	0	0	0	0	0	0
Enterprise Fees	1,460,695	509,678	385,757	165,410	94,276	54,512	48,726	37,471	164,865
Financing	5,680,055	233,722	1,071,196	212,330	202,820	201,080	108,040	83,545	3,567,322
Grants & County Match	59,436	20,037	29,299	0	0	0	0	0	10,100
Impact Fees	49,922	25,144	24,441	337	0	0	0	0	0
Other	5,021	4,578	443	0	0	0	0	0	0
Subtotal FY 27			$1,576,738	$378,078					
Total	**$7,378,618**	**$851,045**	**$1,954,816**		**$297,096**	**$255,592**	**$156,766**	**$121,016**	**$3,742,287**

TOTAL FY 27 - FY 31 = $2,785,286

Uses of Funds:	TOTAL ESTIMATED COST	PRIOR EXPENSES	FY 27 Carryforward	FY 27 Additional	FY 28	FY 29	FY 30	FY 31	FUTURE
Capital [1]	$7,326,244	$800,697	$1,574,712	$378,078	$297,096	$255,592	$156,766	$121,016	$3,742,287
Contributions [2]	45,042	45,042	0	0	0	0	0	0	0
Non-Capital [3]	7,332	5,306	2,026	0	0	0	0	0	0
Subtotal FY 27			$1,576,738	$378,078					
Total	**$7,378,618**	**$851,045**	**$1,954,816**		**$297,096**	**$255,592**	**$156,766**	**$121,016**	**$3,742,287**

TOTAL FY 27 - FY 31 = $2,785,286

[1] Capital includes, but is not limited to, expenses related to capitalizable Development, Design, Land Acquisition, Equipment, Construction and Administration required to complete the project.

[2] Contributions includes, but is not limited to, funding through an agreement to other Government Agencies, Youth Organizations, Cultural Service Organizations and other Non-Profit Organizations.

[3] Non-Capital includes, but is not limited to, expenses related to Building Maintenance, Grounds & Landscaping Maintenance, Non-Capitalizable Equipment and other Professional Services.

WATER ENTERPRISE PROGRAM
COMPLETED AND CANCELED PROJECTS - FY 26

PROJECT NUMBER	PROJECT TITLE	ACTUAL/PROJECTED COMPLETION DATE (1)
COMPLETED PROJECTS		
C10298000	South County AWWTF Modular Expansion	Dec 2025
CANCELLED PROJECTS		
C10319000	Palm River Utility Expansion Program Septic to Sewer - ARP Act 3 Funds	Cancelled; funding moved to C10320000

(1) Includes projects anticipated to be completed by 09/30/26

WATER ENTERPRISE PROGRAM
PROJECTS SUMMARY SCHEDULE
(in thousands)

PROJECT NUMBER	PROJECT TITLE	TOTAL ESTIMATED COST	PRIOR EXPENSES	FY 27		FY 28	FY 29	FY 30	FY 31	FUTURE	PROJECT COMPLETION DATE
				Carryforward	Additional						
C10314000^	Balm Road Super Lift Station - One Water	$87,582	$12,485	$72,598	$1,250	$1,250	$0	$0	$0	$0	Jun 2031
C10345000	Biosolids Reuse Program	52,500	0	0	0	0	0	0	0	52,500	TBD
C32020000	BSOC Expansion	36,780	0	0	0	0	0	0	0	36,780	TBD
C10343000	Collection System Improvements to One Water	133,150	0	0	2,500	18,250	29,350	29,350	0	53,700	TBD
C10327000	Countywide Aquifer Recharge Program (MP)	120,900	3,495	18,755	14,000	21,550	15,030	11,500	0	36,570	Ongoing
C31979000	Countywide Non-Urgent Facility R&R (MP)	17,717	8,956	747	3,500	500	500	500	513	2,500	Ongoing
C31977000	Countywide Potable Water Transmission and Distribution System (MP)	54,576	25,416	10,393	1,900	1,900	2,000	2,030	2,081	8,856	Ongoing
C10171000	Countywide Wastewater Collection and Transmission System (MP)	148,018	53,492	25,969	7,000	6,600	6,142	6,327	6,485	36,003	Ongoing
C10138000^	Countywide Wastewater Lift Stations R&R (MP)	264,455	119,187	20,662	14,465	14,600	12,500	13,000	13,325	56,716	Ongoing
C10340000	Countywide Water & Wastewater Extension - ARP Act 3 Funds (MP)	3,222	1,463	1,759	0	0	0	0	0	0	Dec 2026
C10280000	Crosby Road Force Main	14,388	1,673	7,035	(6,320)	0	0	12,000	0	0	TBD
C32027000	Facility and Cyber-Security Improvements	7,500	0	0	0	0	0	0	0	7,500	TBD
C10341000	Falkenburg Improvements	124,200	3,575	25,105	0	55,920	39,600	0	0	0	Dec 2031
C10293000	Falkenburg Structural Rehabilitation	168	117	52	0	0	0	0	0	0	Post Construction
C10302000	Franchise Acquisition and Connection-Sunset & Windemere (NW Service Area)	63,383	5,181	37,074	21,128	0	0	0	0	0	Oct 2029
C10299000	Gibsonton Area Septic to Sewer Conversion Program	195,629	4,096	19,533	0	0	0	0	0	172,000	TBD
C10318000	Gibsonton Area Septic to Sewer Conversion Program - ARP Act 3 Funds	71,700	50,675	21,025	0	0	0	0	0	0	Dec 2026
C10347000**	Lift Station Resiliency - CDBG-DR (MP)	18,500	0	18,500	0	0	0	0	0	0	Sep 2030
C10346000	Lift Station Resiliency in Flooded Areas	50,000	0	0	0	0	0	0	0	50,000	TBD
C10348000**	Low Pressure Sewer System - CDBG-DR (MP)	30,000	0	30,000	0	0	0	0	0	0	Sep 2030
C10768000	Low Pressure Sewer System (LPSS) (MP)	31,887	22,778	1,328	773	796	820	844	865	3,683	Ongoing
C10310000^	LPSS Monitoring System	3,263	1,236	2,026	0	0	0	0	0	0	Dec 2027
C32025000	Neighborhood Pipeline Retrofit Program (MP)	512,366	1,000	16,150	26,650	27,100	50,600	61,190	62,720	266,956	Ongoing
C10238000	Northwest Hillsborough Aquifer Recharge Program (NHARP)	4,250	3,958	292	0	0	0	0	0	0	Dec 2026
C10313000^	Northwest RWRF Access Roads from Citrus Park Dr	6,070	381	5,689	0	0	0	0	0	0	Jan 2029
C10303000^	Northwest RWRF Administration Building	13,228	527	12,701	0	0	0	0	0	0	Jan 2030
C32016000^	Northwest RWRF Electrical Feeder to Fawn Ridge WTP	5,925	208	5,717	0	0	0	0	0	0	Dec 2029
C10312000	Northwest RWRF Odor Control	3,879	3,462	417	0	0	0	0	0	0	Jul 2027
C10304000^	Northwest RWRF Operations & Maintenance Facility	14,550	224	14,326	0	0	0	0	0	0	Jan 2030
C10342000^	Northwest RWRF Structural Eval & Repairs	3,020	10	9,990	(6,980)	0	0	0	0	0	Apr 2030
C32021000	Palm River Service Area Purchase and Connection (MP)	130,001	1	1,070	(1,070)	0	0	0	0	130,000	TBD
C10297000	Palm River Utility Expansion Program (Septic to Sewer)	225,600	10	7,990	0	0	0	0	0	217,600	TBD
C30116000	Potable Water Treatment Plant R&R (MP)	62,401	24,993	6,352	6,921	2,800	2,900	2,900	2,973	12,562	Ongoing
C32022000	Potential New Point of Connection for TBW	350,000	0	0	0	0	0	0	0	350,000	TBD
C31978000	Public Utilities Telemetry / Data Network and Support Program (MP)	22,700	8,611	2,355	1,250	1,250	1,250	1,250	1,281	5,453	Ongoing
C10795000	Reclaimed Water Pump Station & Remote Telemetry Monitoring (MP)	18,239	6,476	1,188	870	700	700	1,300	1,333	5,672	Ongoing
C19017000	Reclaimed Water Transmission Main Extensions to New and Existing Customers (MP)	10,770	3,076	1,184	600	600	600	745	764	3,200	Ongoing
C10745000	Regional Wastewater Treatment Plant R&R (MP)	153,770	70,214	10,051	7,125	7,000	7,000	8,200	8,405	35,774	Ongoing

WATER ENTERPRISE PROGRAM
PROJECTS SUMMARY SCHEDULE
(in thousands)

PROJECT NUMBER	PROJECT TITLE	TOTAL ESTIMATED COST	PRIOR EXPENSES	FY 27 Carryforward	FY 27 Additional	FY 28	FY 29	FY 30	FY 31	FUTURE	PROJECT COMPLETION DATE
C10296000	Ruskin and Wimauma Sewer System	293,946	2,200	11,745	0	0	0	0	0	280,000	TBD
C10320000	Ruskin and Wimauma Sewer System - ARP Act 3 Funds	36,103	24,052	12,050	0	0	0	0	0	0	Dec 2026
C10326000	Ruskin and Wimauma Water and Sewer Connection – ARP Act 3 Funds	2,000	326	1,674	0	0	0	0	0	0	Dec 2026
C32019000	Ruskin Potable Water Transmission Main	41,100	0	2,600	15,500	23,000	0	0	0	0	Jun 2029
C32017000	Service Area Purchases (MP)	50,000	0	0	0	0	0	0	0	50,000	Ongoing
C32029000	Services to Infill Areas (Includes Potable and Septic to Sewer)	1,480,400	0	0	0	0	0	0	0	1,480,400	TBD
C10344000	South Central Reclaimed Water System Additions	20,000	0	0	0	20,000	0	0	0	0	TBD
C32012000	South County Drinking Water Facility PH1 - One Water	202,856	252	17,337	183,167	2,100	0	0	0	0	Dec 2029
C32018000	South County Drinking Water Facility PH2 - One Water	135,800	0	0	0	0	0	0	0	135,800	TBD
C32013000	South County Drinking Water Transmission Main - One Water	133,468	131,925	1,243	300	0	0	0	0	0	Apr 2027
C32028000	South County Drinking Water Transmission Main Extension	75,000	0	0	0	0	0	0	0	75,000	TBD
C10301000	South County One Water Campus AWWTF	860,786	49,173	796,013	4,200	9,800	1,600	0	0	0	Jun 2031
C10308000	South County Reclaimed Water Pipeline Corridor - One Water	152,653	23,107	101,796	26,750	1,000	0	0	0	0	Jun 2031
C10309000	South County Wastewater Pipeline Corridor - One Water	132,942	23,442	132,750	(24,250)	1,000	0	0	0	0	Jun 2031
C10259000	South Hillsborough Aquifer Recharge Program (SHARP)	20,806	19,198	1,608	0	0	0	0	0	0	Dec 2027
C32014000	Tampa Bay Water Transmission Main	133,442	75,042	0	30,000	28,400	0	0	0	0	Dec 2029
C10322000	University Area Septic to Sewer Innovation Area	45,000	0	0	0	0	0	0	0	45,000	TBD
C10317000	University Area Septic to Sewer Innovation Area - ARP Act 3 Funds	1,417	1,349	68	0	0	0	0	0	0	Dec 2026
C31945000	Utility Relocation (MP)	137,515	56,172	24,575	10,000	5,305	5,500	5,630	5,771	24,562	Ongoing
C10290000	Valrico Energy Enhancements	2,726	226	0	0	0	0	0	0	2,500	TBD
C10291000	Valrico Equalization Basin	698	593	105	0	0	0	0	0	0	Post Construction
C10338000	Valrico Improvements	62,000	1,393	31,932	0	13,675	15,000	0	0	0	Dec 2030
C10337000	Valrico Improvements (Additional Capacity)	105,000	0	0	0	0	0	0	0	105,000	TBD
C10339000	Van Dyke Flow Diversion (Pump Station and Pipeline)	86,000	0	0	2,000	23,000	61,000	0	0	0	Jul 2031
C10300000	Van Dyke Immediate Facility Improvements	8,326	3,865	4,461	0	0	0	0	0	0	Jul 2031
C10323000	Waters Ave Forcemain Replacement	59,649	1,753	24,747	33,149	0	0	0	0	0	Dec 2028
C10324000	Williams Rd Forcemain Extension	22,700	2	3,998	700	0	3,500	0	14,500	0	TBD
C32026000	Williams Rd Potable Water Main	10,000	0	0	1,000	9,000	0	0	0	0	TBD
	Subtotal FY 27			$1,576,738	$378,078						
	Total Water Enterprise Program	$7,378,618	$851,045	$1,954,816		$297,096	$255,592	$156,766	$121,016	$3,742,287	

TOTAL FY 27 - FY 31 = $2,785,286

* New Project TBD - To be Determined

** Added to the Capital Improvement Program as part of a Budget Amendment in Fiscal Year 2026.

^ Project name has changed slightly from those used previously.

(MP) - Master Project - A listing of sub-projects under this master project will appear in the Appendix section of the CIP document.

Note: Some projects have "Post Construction" in the Project Completion Date column. These projects have finished their primary construction phases and may have been placed in use;

PROJECT TITLE:
BALM ROAD SUPER LIFT STATION - ONE WATER
CIE REQUIREMENTS: Y
LEVEL OF SERVICE IMPACT: F

PROJECT NUMBER: C10314000

PROGRAM: WATER ENTERPRISE

PROJECT DESCRIPTION:
Design and construction of a new wastewater pump station on County-owned property (Folio Number 077800-0000).

OPERATING COST IMPACT:
Impact on annual operating and maintenance costs is to be determined.

PROJECT COMPLETION DATE: Jun 2031

Neighborhood Community Area:
Balm

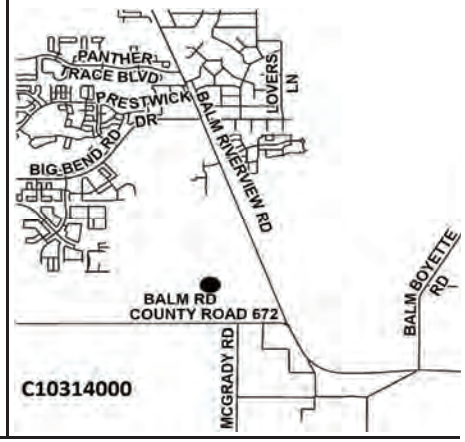

Sources of Funds (in $000s)	Total Estimated Sources	Prior Funding	FY 27 Carryforward	FY 27 Additional	FY 28	FY 29	FY 30	FY 31	Future
ARP Funds	$0	$0	$0	$0	$0	$0	$0	$0	$0
CDBG-DR	0	0	0	0	0	0	0	0	0
Enterprise Fees	19,100	6,212	10,388	1,250	1,250	0	0	0	0
Financing	68,483	6,273	62,210	0	0	0	0	0	0
Grants & County Match	0	0	0	0	0	0	0	0	0
Impact Fees	0	0	0	0	0	0	0	0	0
Other	0	0	0	0	0	0	0	0	0
Undetermined	0	0	0	0	0	0	0	0	0
Subtotal FY 27			$72,598	$1,250					
Total	**$87,582**	**$12,485**	**$73,848**		**$1,250**	**$0**	**$0**	**$0**	**$0**

Uses of Funds (in $000s)	Total Estimated Cost	Prior Expenses	FY 27 Carryforward	FY 27 Additional	FY 28	FY 29	FY 30	FY 31	Future
Capital [1]	$87,582	$12,485	$72,598	$1,250	$1,250	$0	$0	$0	$0
Contributions [2]	0	0	0	0	0	0	0	0	0
Non-Capital [3]	0	0	0	0	0	0	0	0	0
Subtotal FY 27			$72,598	$1,250					
Total	**$87,582**	**$12,485**	**$73,848**		**$1,250**	**$0**	**$0**	**$0**	**$0**

[1] Capital includes, but is not limited to, expenses related to capitalizable Development, Design, Land Acquisition, Equipment, Construction and Administration required to complete the project.
[2] Contributions includes, but is not limited to, funding through an agreement to other Government Agencies, Youth Organizations, Cultural Service Organizations and other Non-Profit Organizations.
[3] Non-Capital includes, but is not limited to, expenses related to Building Maintenance, Grounds & Landscaping Maintenance, Non-Capitalizable Equipment and other Professional Services.

PROJECT TITLE:
BIOSOLIDS REUSE PROGRAM
CIE REQUIREMENTS: Y
LEVEL OF SERVICE IMPACT: F

PROJECT NUMBER: C10345000

PROGRAM: WATER ENTERPRISE

PROJECT DESCRIPTION:
This project is designed as a public-private partnership with two goals: 1) sustainable and beneficial reuse of biosolids, and 2) elimination of land applications. The Water Resources Department (WRD) will advertise a request for solutions to identify private partner who will design, build, operate, and maintain a biosolids facility to accept all Hillsborough County biosolids and potentially those of other local municipalities. The goal will be disposal and beneficial reuse, as well as destruction of PFAS.

OPERATING COST IMPACT:
Impact on annual operating and maintenance costs is to be determined.

PROJECT COMPLETION DATE: TBD

Neighborhood Community Area:
TBD

Sources of Funds (in $000s)	Total Estimated Sources	Prior Funding	FY 27 Carryforward	FY 27 Additional	FY 28	FY 29	FY 30	FY 31	Future
ARP Funds	$0	$0	$0	$0	$0	$0	$0	$0	$0
CDBG-DR	0	0	0	0	0	0	0	0	0
Enterprise Fees	0	0	0	0	0	0	0	0	0
Financing	52,500	0	0	0	0	0	0	0	52,500
Grants & County Match	0	0	0	0	0	0	0	0	0
Impact Fees	0	0	0	0	0	0	0	0	0
Other	0	0	0	0	0	0	0	0	0
Undetermined	0	0	0	0	0	0	0	0	0
Subtotal FY 27			$0	$0					
Total	**$52,500**	**$0**	**$0**		**$0**	**$0**	**$0**	**$0**	**$52,500**

Uses of Funds (in $000s)	Total Estimated Cost	Prior Expenses	FY 27 Carryforward	FY 27 Additional	FY 28	FY 29	FY 30	FY 31	Future
Capital [1]	$52,500	$0	$0	$0	$0	$0	$0	$0	$52,500
Contributions [2]	0	0	0	0	0	0	0	0	0
Non-Capital [3]	0	0	0	0	0	0	0	0	0
Subtotal FY 27			$0	$0					
Total	**$52,500**	**$0**	**$0**		**$0**	**$0**	**$0**	**$0**	**$52,500**

[1] Capital includes, but is not limited to, expenses related to capitalizable Development, Design, Land Acquisition, Equipment, Construction and Administration required to complete the project.
[2] Contributions includes, but is not limited to, funding through an agreement to other Government Agencies, Youth Organizations, Cultural Service Organizations and other Non-Profit Organizations.
[3] Non-Capital includes, but is not limited to, expenses related to Building Maintenance, Grounds & Landscaping Maintenance, Non-Capitalizable Equipment and other Professional Services.

PROJECT TITLE:
BSOC EXPANSION
CIE REQUIREMENTS: Y
LEVEL OF SERVICE IMPACT: F

PROJECT NUMBER: C32020000

PROGRAM: WATER ENTERPRISE

PROJECT DESCRIPTION:
Expand the existing BSOC administration/operations building to provide additional office space for relocation of existing staff from other facilities and allow for additional future staff to be located at this facility. The additional space allows for greater centralization of the Water Resources Dept., and fosters operational efficiencies.

OPERATING COST IMPACT:
No significant change in annual operating costs is anticipated.

PROJECT COMPLETION DATE: TBD

Neighborhood Community Area:
Brandon

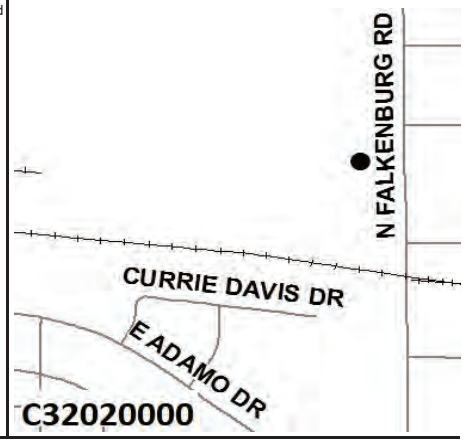

Sources of Funds (in $000s)	Total Estimated Sources	Prior Funding	FY 27 Carryforward	FY 27 Additional	FY 28	FY 29	FY 30	FY 31	Future
ARP Funds	$0	$0	$0	$0	$0	$0	$0	$0	$0
CDBG-DR	0	0	0	0	0	0	0	0	0
Enterprise Fees	0	0	0	0	0	0	0	0	0
Financing	36,780	0	0	0	0	0	0	0	36,780
Grants & County Match	0	0	0	0	0	0	0	0	0
Impact Fees	0	0	0	0	0	0	0	0	0
Other	0	0	0	0	0	0	0	0	0
Undetermined	0	0	0	0	0	0	0	0	0
Subtotal FY 27			$0	$0					
Total	**$36,780**	**$0**	**$0**		**$0**	**$0**	**$0**	**$0**	**$36,780**

Uses of Funds (in $000s)	Total Estimated Cost	Prior Expenses	FY 27 Carryforward	FY 27 Additional	FY 28	FY 29	FY 30	FY 31	Future
Capital [1]	$36,780	$0	$0	$0	$0	$0	$0	$0	$36,780
Contributions [2]	0	0	0	0	0	0	0	0	0
Non-Capital [3]	0	0	0	0	0	0	0	0	0
Subtotal FY 27			$0	$0					
Total	**$36,780**	**$0**	**$0**		**$0**	**$0**	**$0**	**$0**	**$36,780**

[1] Capital includes, but is not limited to, expenses related to capitalizable Development, Design, Land Acquisition, Equipment, Construction and Administration required to complete the project.
[2] Contributions includes, but is not limited to, funding through an agreement to other Government Agencies, Youth Organizations, Cultural Service Organizations and other Non-Profit Organizations.
[3] Non-Capital includes, but is not limited to, expenses related to Building Maintenance, Grounds & Landscaping Maintenance, Non-Capitalizable Equipment and other Professional Services.

PROJECT TITLE:
COLLECTION SYSTEM IMPROVEMENTS TO ONE WATER
CIE REQUIREMENTS: Y
LEVEL OF SERVICE IMPACT: F

PROJECT NUMBER: C10343000

PROGRAM: WATER ENTERPRISE

PROJECT DESCRIPTION:
Install improvements necessary to pump additional wastewater to the One Water Campus AWWTF

OPERATING COST IMPACT:
Impact on annual operating and maintenance costs is to be determined.

PROJECT COMPLETION DATE: TBD

Neighborhood Community Area:
Countywide

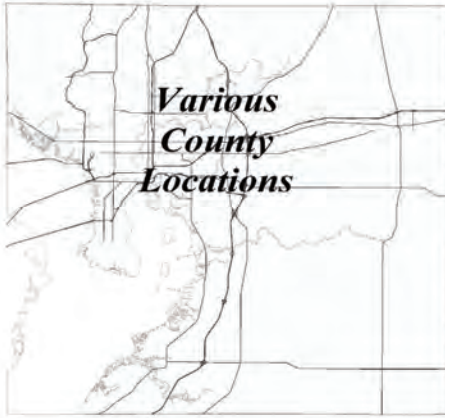

Sources of Funds (in $000s)	Total Estimated Sources	Prior Funding	FY 27 Carryforward	FY 27 Additional	FY 28	FY 29	FY 30	FY 31	Future
ARP Funds	$0	$0	$0	$0	$0	$0	$0	$0	$0
CDBG-DR	0	0	0	0	0	0	0	0	0
Enterprise Fees	2,500	0	0	2,500	0	0	0	0	0
Financing	130,650	0	0	0	18,250	29,350	29,350	0	53,700
Grants & County Match	0	0	0	0	0	0	0	0	0
Impact Fees	0	0	0	0	0	0	0	0	0
Other	0	0	0	0	0	0	0	0	0
Undetermined	0	0	0	0	0	0	0	0	0
Subtotal FY 27			$0	$2,500					
Total	**$133,150**	**$0**	**$2,500**		**$18,250**	**$29,350**	**$29,350**	**$0**	**$53,700**

Uses of Funds (in $000s)	Total Estimated Cost	Prior Expenses	FY 27 Carryforward	FY 27 Additional	FY 28	FY 29	FY 30	FY 31	Future
Capital [1]	$133,150	$0	$0	$2,500	$18,250	$29,350	$29,350	$0	$53,700
Contributions [2]	0	0	0	0	0	0	0	0	0
Non-Capital [3]	0	0	0	0	0	0	0	0	0
Subtotal FY 27			$0	$2,500					
Total	**$133,150**	**$0**	**$2,500**		**$18,250**	**$29,350**	**$29,350**	**$0**	**$53,700**

[1] Capital includes, but is not limited to, expenses related to capitalizable Development, Design, Land Acquisition, Equipment, Construction and Administration required to complete the project.
[2] Contributions includes, but is not limited to, funding through an agreement to other Government Agencies, Youth Organizations, Cultural Service Organizations and other Non-Profit Organizations.
[3] Non-Capital includes, but is not limited to, expenses related to Building Maintenance, Grounds & Landscaping Maintenance, Non-Capitalizable Equipment and other Professional Services.

PROJECT TITLE: COUNTYWIDE AQUIFER RECHARGE PROGRAM (MP)
PROJECT NUMBER: C10327000
CIE REQUIREMENTS: Y
LEVEL OF SERVICE IMPACT: F
PROGRAM: WATER ENTERPRISE

PROJECT DESCRIPTION:
This program provides for the investigation, design, and construction of additional reclaimed water recharge wells, monitoring wells, exploratory wells, transmission mains, and interconnects Countywide.

Neighborhood Community Area:
Countywide

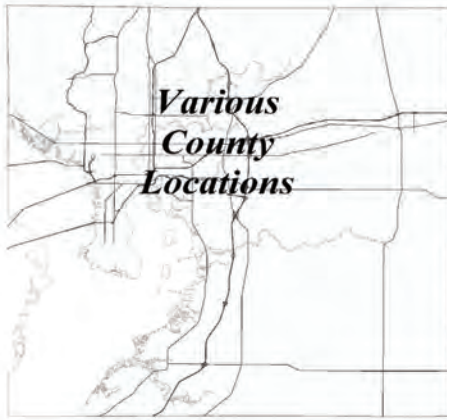

OPERATING COST IMPACT:
No significant change in annual operating costs is anticipated.

PROJECT COMPLETION DATE: Ongoing

Sources of Funds (in $000s)	Total Estimated Sources	Prior Funding	FY 27 Carryforward	FY 27 Additional	FY 28	FY 29	FY 30	FY 31	Future
ARP Funds	$0	$0	$0	$0	$0	$0	$0	$0	$0
CDBG-DR	0	0	0	0	0	0	0	0	0
Enterprise Fees	21,250	3,495	17,755	0	0	0	0	0	0
Financing	98,650	0	0	14,000	21,550	15,030	11,500	0	36,570
Grants & County Match	1,000	0	1,000	0	0	0	0	0	0
Impact Fees	0	0	0	0	0	0	0	0	0
Other	0	0	0	0	0	0	0	0	0
Undetermined	0	0	0	0	0	0	0	0	0
Subtotal FY 27			$18,755	$14,000					
Total	**$120,900**	**$3,495**	**$32,755**		**$21,550**	**$15,030**	**$11,500**	**$0**	**$36,570**

Uses of Funds (in $000s)	Total Estimated Cost	Prior Expenses	FY 27 Carryforward	FY 27 Additional	FY 28	FY 29	FY 30	FY 31	Future
Capital [1]	$120,900	$3,495	$18,755	$14,000	$21,550	$15,030	$11,500	$0	$36,570
Contributions [2]	0	0	0	0	0	0	0	0	0
Non-Capital [3]	0	0	0	0	0	0	0	0	0
Subtotal FY 27			$18,755	$14,000					
Total	**$120,900**	**$3,495**	**$32,755**		**$21,550**	**$15,030**	**$11,500**	**$0**	**$36,570**

[1] Capital includes, but is not limited to, expenses related to capitalizable Development, Design, Land Acquisition, Equipment, Construction and Administration required to complete the project.
[2] Contributions includes, but is not limited to, funding through an agreement to other Government Agencies, Youth Organizations, Cultural Service Organizations and other Non-Profit Organizations.
[3] Non-Capital includes, but is not limited to, expenses related to Building Maintenance, Grounds & Landscaping Maintenance, Non-Capitalizable Equipment and other Professional Services.

PROJECT TITLE: COUNTYWIDE NON-URGENT FACILITY R&R (MP)
PROJECT NUMBER: C31979000
CIE REQUIREMENTS: Y
LEVEL OF SERVICE IMPACT: M
PROGRAM: WATER ENTERPRISE

PROJECT DESCRIPTION:
Renovation / replacement of countywide buildings and structures operated and maintained by the Water Enterprise.

Neighborhood Community Area:
Countywide

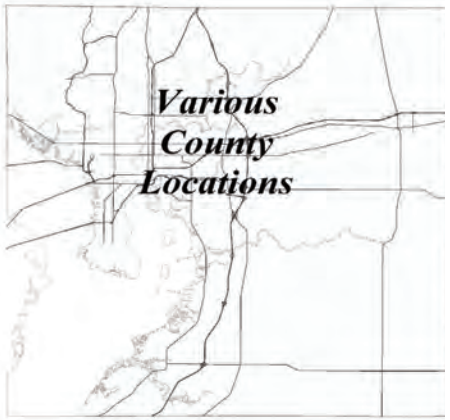

OPERATING COST IMPACT:
No significant change in annual operating costs is anticipated.

PROJECT COMPLETION DATE: Ongoing

Sources of Funds (in $000s)	Total Estimated Sources	Prior Funding	FY 27 Carryforward	FY 27 Additional	FY 28	FY 29	FY 30	FY 31	Future
ARP Funds	$0	$0	$0	$0	$0	$0	$0	$0	$0
CDBG-DR	0	0	0	0	0	0	0	0	0
Enterprise Fees	17,019	8,259	747	3,500	500	500	500	513	2,500
Financing	697	697	0	0	0	0	0	0	0
Grants & County Match	0	0	0	0	0	0	0	0	0
Impact Fees	0	0	0	0	0	0	0	0	0
Other	0	0	0	0	0	0	0	0	0
Undetermined	0	0	0	0	0	0	0	0	0
Subtotal FY 27			$747	$3,500					
Total	**$17,717**	**$8,956**	**$4,247**		**$500**	**$500**	**$500**	**$513**	**$2,500**

Uses of Funds (in $000s)	Total Estimated Cost	Prior Expenses	FY 27 Carryforward	FY 27 Additional	FY 28	FY 29	FY 30	FY 31	Future
Capital [1]	$17,082	$8,322	$747	$3,500	$500	$500	$500	$513	$2,500
Contributions [2]	0	0	0	0	0	0	0	0	0
Non-Capital [3]	634	634	0	0	0	0	0	0	0
Subtotal FY 27			$747	$3,500					
Total	**$17,717**	**$8,956**	**$4,247**		**$500**	**$500**	**$500**	**$513**	**$2,500**

[1] Capital includes, but is not limited to, expenses related to capitalizable Development, Design, Land Acquisition, Equipment, Construction and Administration required to complete the project.
[2] Contributions includes, but is not limited to, funding through an agreement to other Government Agencies, Youth Organizations, Cultural Service Organizations and other Non-Profit Organizations.
[3] Non-Capital includes, but is not limited to, expenses related to Building Maintenance, Grounds & Landscaping Maintenance, Non-Capitalizable Equipment and other Professional Services.

PROJECT TITLE: **PROJECT NUMBER: C31977000**

COUNTYWIDE POTABLE WATER TRANSMISSION AND DISTRIBUTION SYSTEM (MP)

CIE REQUIREMENTS: Y

LEVEL OF SERVICE IMPACT: M **PROGRAM: WATER ENTERPRISE**

PROJECT DESCRIPTION:

Design and construction of Countywide water transmission and distribution lines that require replacement or system upgrade. This project includes water distribution projects that improve level of service - pressure, quality, quantity and fire protection. This project will allow for limited line extensions to loop systems or provide fire protection. The County's existing water distribution system has small areas where improvements are required to meet our water quality and pressure goals.

OPERATING COST IMPACT:

No significant change in annual operating costs is anticipated.

PROJECT COMPLETION DATE: Ongoing

Neighborhood Community Area:

Countywide

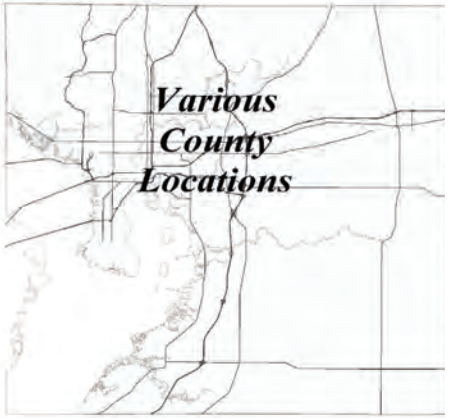

Sources of Funds (in $000s)	Total Estimated Sources	Prior Funding	FY 27 Carryforward	FY 27 Additional	FY 28	FY 29	FY 30	FY 31	Future
ARP Funds	$0	$0	$0	$0	$0	$0	$0	$0	$0
CDBG-DR	0	0	0	0	0	0	0	0	0
Enterprise Fees	51,706	22,546	10,393	1,900	1,900	2,000	2,030	2,081	8,856
Financing	2,869	2,869	0	0	0	0	0	0	0
Grants & County Match	0	0	0	0	0	0	0	0	0
Impact Fees	0	0	0	0	0	0	0	0	0
Other	0	0	0	0	0	0	0	0	0
Undetermined	0	0	0	0	0	0	0	0	0
Subtotal FY 27			$10,393	$1,900					
Total	**$54,576**	**$25,416**	**$12,293**		**$1,900**	**$2,000**	**$2,030**	**$2,081**	**$8,856**

Uses of Funds (in $000s)	Total Estimated Cost	Prior Expenses	FY 27 Carryforward	FY 27 Additional	FY 28	FY 29	FY 30	FY 31	Future
Capital [1]	$54,576	$25,416	$10,393	$1,900	$1,900	$2,000	$2,030	$2,081	$8,856
Contributions [2]	0	0	0	0	0	0	0	0	0
Non-Capital [3]	0	0	0	0	0	0	0	0	0
Subtotal FY 27			$10,393	$1,900					
Total	**$54,576**	**$25,416**	**$12,293**		**$1,900**	**$2,000**	**$2,030**	**$2,081**	**$8,856**

[1] Capital includes, but is not limited to, expenses related to capitalizable Development, Design, Land Acquisition, Equipment, Construction and Administration required to complete the project.

[2] Contributions includes, but is not limited to, funding through an agreement to other Government Agencies, Youth Organizations, Cultural Service Organizations and other Non-Profit Organizations.

[3] Non-Capital includes, but is not limited to, expenses related to Building Maintenance, Grounds & Landscaping Maintenance, Non-Capitalizable Equipment and other Professional Services.

PROJECT TITLE: **PROJECT NUMBER: C10171000**

COUNTYWIDE WASTEWATER COLLECTION AND TRANSMISSION SYSTEM (MP)

CIE REQUIREMENTS: Y

LEVEL OF SERVICE IMPACT: M **PROGRAM: WATER ENTERPRISE**

PROJECT DESCRIPTION:

Design and construction of countywide wastewater force mains that require replacement or system upgrade. Portions of the existing wastewater collection and transmission system are reaching the end of their useful life. This aging infrastructure will take a significant investment to repair and replace.

OPERATING COST IMPACT:

No significant change in annual operating costs is anticipated.

PROJECT COMPLETION DATE: Ongoing

Neighborhood Community Area:

Countywide

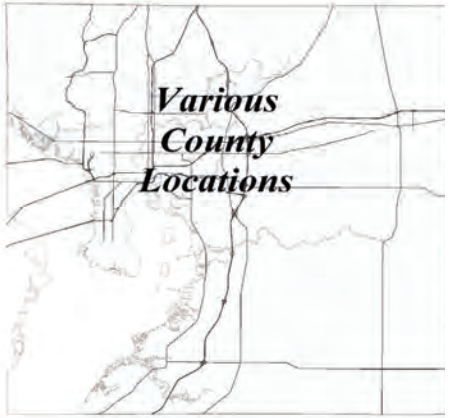

Sources of Funds (in $000s)	Total Estimated Sources	Prior Funding	FY 27 Carryforward	FY 27 Additional	FY 28	FY 29	FY 30	FY 31	Future
ARP Funds	$0	$0	$0	$0	$0	$0	$0	$0	$0
CDBG-DR	0	0	0	0	0	0	0	0	0
Enterprise Fees	136,575	51,370	25,049	7,000	6,600	6,142	6,327	6,485	27,603
Financing	10,071	1,671	0	0	0	0	0	0	8,400
Grants & County Match	525	0	525	0	0	0	0	0	0
Impact Fees	0	0	0	0	0	0	0	0	0
Other	846	451	395	0	0	0	0	0	0
Undetermined	0	0	0	0	0	0	0	0	0
Subtotal FY 27			$25,969	$7,000					
Total	**$148,018**	**$53,492**	**$32,969**		**$6,600**	**$6,142**	**$6,327**	**$6,485**	**$36,003**

Uses of Funds (in $000s)	Total Estimated Cost	Prior Expenses	FY 27 Carryforward	FY 27 Additional	FY 28	FY 29	FY 30	FY 31	Future
Capital [1]	$147,694	$53,168	$25,969	$7,000	$6,600	$6,142	$6,327	$6,485	$36,003
Contributions [2]	0	0	0	0	0	0	0	0	0
Non-Capital [3]	324	324	0	0	0	0	0	0	0
Subtotal FY 27			$25,969	$7,000					
Total	**$148,018**	**$53,492**	**$32,969**		**$6,600**	**$6,142**	**$6,327**	**$6,485**	**$36,003**

[1] Capital includes, but is not limited to, expenses related to capitalizable Development, Design, Land Acquisition, Equipment, Construction and Administration required to complete the project.

[2] Contributions includes, but is not limited to, funding through an agreement to other Government Agencies, Youth Organizations, Cultural Service Organizations and other Non-Profit Organizations.

[3] Non-Capital includes, but is not limited to, expenses related to Building Maintenance, Grounds & Landscaping Maintenance, Non-Capitalizable Equipment and other Professional Services.

PROJECT TITLE: COUNTYWIDE WASTEWATER LIFT STATIONS R&R (MP)
PROJECT NUMBER: C10138000
CIE REQUIREMENTS: Y
LEVEL OF SERVICE IMPACT: M
PROGRAM: WATER ENTERPRISE

PROJECT DESCRIPTION:
This project provides for the annual major rehabilitation of 10 of the 850 pump stations owned, operated and maintained by the Water Enterprise. Failure to provide extensive maintenance will result in outages and increased O&M costs.

Neighborhood Community Area:
Countywide

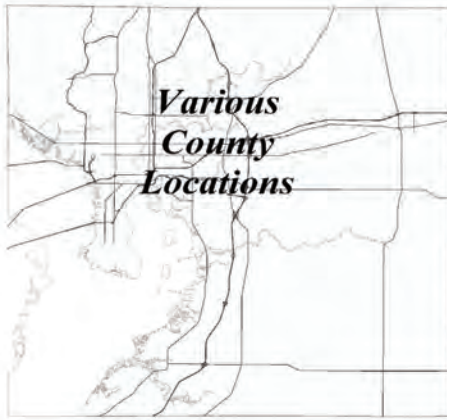

OPERATING COST IMPACT:
No significant change in annual operating costs is anticipated.

PROJECT COMPLETION DATE: Ongoing

Sources of Funds (in $000s)	Total Estimated Sources	Prior Funding	FY 27 Carryforward	FY 27 Additional	FY 28	FY 29	FY 30	FY 31	Future
ARP Funds	$0	$0	$0	$0	$0	$0	$0	$0	$0
CDBG-DR	0	0	0	0	0	0	0	0	0
Enterprise Fees	204,599	106,471	20,662	14,465	7,000	7,000	7,000	7,000	35,000
Financing	59,856	12,715	0	0	7,600	5,500	6,000	6,325	21,716
Grants & County Match	0	0	0	0	0	0	0	0	0
Impact Fees	0	0	0	0	0	0	0	0	0
Other	0	0	0	0	0	0	0	0	0
Undetermined	0	0	0	0	0	0	0	0	0
Subtotal FY 27			$20,662	$14,465					
Total	**$264,455**	**$119,187**	**$35,127**		**$14,600**	**$12,500**	**$13,000**	**$13,325**	**$56,716**

Uses of Funds (in $000s)	Total Estimated Cost	Prior Expenses	FY 27 Carryforward	FY 27 Additional	FY 28	FY 29	FY 30	FY 31	Future
Capital [1]	$262,270	$117,001	$20,662	$14,465	$14,600	$12,500	$13,000	$13,325	$56,716
Contributions [2]	0	0	0	0	0	0	0	0	0
Non-Capital [3]	2,186	2,186	0	0	0	0	0	0	0
Subtotal FY 27			$20,662	$14,465					
Total	**$264,455**	**$119,187**	**$35,127**		**$14,600**	**$12,500**	**$13,000**	**$13,325**	**$56,716**

[1] Capital includes, but is not limited to, expenses related to capitalizable Development, Design, Land Acquisition, Equipment, Construction and Administration required to complete the project.
[2] Contributions includes, but is not limited to, funding through an agreement to other Government Agencies, Youth Organizations, Cultural Service Organizations and other Non-Profit Organizations.
[3] Non-Capital includes, but is not limited to, expenses related to Building Maintenance, Grounds & Landscaping Maintenance, Non-Capitalizable Equipment and other Professional Services.

PROJECT TITLE: COUNTYWIDE WATER & WASTEWATER EXTENSION - ARP ACT 3 FUNDS (MP)
PROJECT NUMBER: C10340000
CIE REQUIREMENTS: Y
LEVEL OF SERVICE IMPACT: F
PROGRAM: WATER ENTERPRISE

PROJECT DESCRIPTION:
Plan and develop a countywide program that will facilitate providing property owners within the County's jurisdiction with access to safe, clean drinking water, and efficient wastewater service.

Neighborhood Community Area:
Countywide

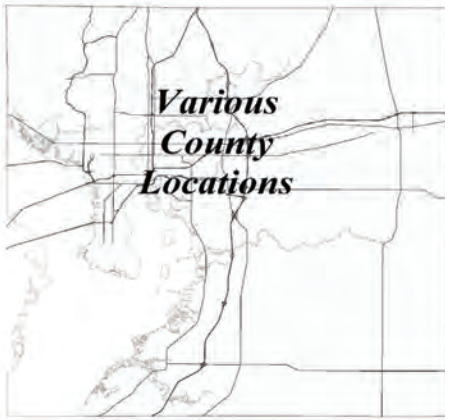

OPERATING COST IMPACT:
No significant change in annual operating costs is anticipated.

PROJECT COMPLETION DATE: Dec 2026

Sources of Funds (in $000s)	Total Estimated Sources	Prior Funding	FY 27 Carryforward	FY 27 Additional	FY 28	FY 29	FY 30	FY 31	Future
ARP Funds	$3,222	$1,463	$1,759	$0	$0	$0	$0	$0	$0
CDBG-DR	0	0	0	0	0	0	0	0	0
Enterprise Fees	0	0	0	0	0	0	0	0	0
Financing	0	0	0	0	0	0	0	0	0
Grants & County Match	0	0	0	0	0	0	0	0	0
Impact Fees	0	0	0	0	0	0	0	0	0
Other	0	0	0	0	0	0	0	0	0
Undetermined	0	0	0	0	0	0	0	0	0
Subtotal FY 27			$1,759	$0					
Total	**$3,222**	**$1,463**	**$1,759**		**$0**	**$0**	**$0**	**$0**	**$0**

Uses of Funds (in $000s)	Total Estimated Cost	Prior Expenses	FY 27 Carryforward	FY 27 Additional	FY 28	FY 29	FY 30	FY 31	Future
Capital [1]	$3,222	$1,463	$1,759	$0	$0	$0	$0	$0	$0
Contributions [2]	0	0	0	0	0	0	0	0	0
Non-Capital [3]	0	0	0	0	0	0	0	0	0
Subtotal FY 27			$1,759	$0					
Total	**$3,222**	**$1,463**	**$1,759**		**$0**	**$0**	**$0**	**$0**	**$0**

[1] Capital includes, but is not limited to, expenses related to capitalizable Development, Design, Land Acquisition, Equipment, Construction and Administration required to complete the project.
[2] Contributions includes, but is not limited to, funding through an agreement to other Government Agencies, Youth Organizations, Cultural Service Organizations and other Non-Profit Organizations.
[3] Non-Capital includes, but is not limited to, expenses related to Building Maintenance, Grounds & Landscaping Maintenance, Non-Capitalizable Equipment and other Professional Services.

PROJECT TITLE:
CROSBY ROAD FORCE MAIN
CIE REQUIREMENTS: Y
LEVEL OF SERVICE IMPACT: E

PROJECT NUMBER: C10280000

PROGRAM: WATER ENTERPRISE

PROJECT DESCRIPTION:
The scope includes design, permitting and construction of a wastewater flow diversion system from the Falkenburg AWTF to the Valrico AWTF.

OPERATING COST IMPACT:
Operating cost is estimated to be $26,000 per year.

PROJECT COMPLETION DATE: TBD

Neighborhood Community Area:
Valrico

Sources of Funds (in $000s)	Total Estimated Sources	Prior Funding	FY 27 Carryforward	FY 27 Additional	FY 28	FY 29	FY 30	FY 31	Future
ARP Funds	$0	$0	$0	$0	$0	$0	$0	$0	$0
CDBG-DR	0	0	0	0	0	0	0	0	0
Enterprise Fees	13,725	1,010	7,035	(6,320)	0	0	12,000	0	0
Financing	663	663	0	0	0	0	0	0	0
Grants & County Match	0	0	0	0	0	0	0	0	0
Impact Fees	0	0	0	0	0	0	0	0	0
Other	0	0	0	0	0	0	0	0	0
Undetermined	0	0	0	0	0	0	0	0	0
Subtotal FY 27			$7,035	($6,320)					
Total	**$14,388**	**$1,673**	**$715**		**$0**	**$0**	**$12,000**	**$0**	**$0**

Uses of Funds (in $000s)	Total Estimated Cost	Prior Expenses	FY 27 Carryforward	FY 27 Additional	FY 28	FY 29	FY 30	FY 31	Future
Capital [1]	$14,388	$1,673	$7,035	($6,320)	$0	$0	$12,000	$0	$0
Contributions [2]	0	0	0	0	0	0	0	0	0
Non-Capital [3]	0	0	0	0	0	0	0	0	0
Subtotal FY 27			$7,035	($6,320)					
Total	**$14,388**	**$1,673**	**$715**		**$0**	**$0**	**$12,000**	**$0**	**$0**

[1] Capital includes, but is not limited to, expenses related to capitalizable Development, Design, Land Acquisition, Equipment, Construction and Administration required to complete the project.
[2] Contributions includes, but is not limited to, funding through an agreement to other Government Agencies, Youth Organizations, Cultural Service Organizations and other Non-Profit Organizations.
[3] Non-Capital includes, but is not limited to, expenses related to Building Maintenance, Grounds & Landscaping Maintenance, Non-Capitalizable Equipment and other Professional Services.

PROJECT TITLE:
FACILITY AND CYBER-SECURITY IMPROVEMENTS
CIE REQUIREMENTS: Y
LEVEL OF SERVICE IMPACT: M

PROJECT NUMBER: C32027000

PROGRAM: WATER ENTERPRISE

PROJECT DESCRIPTION:
The Water Resources Department (WRD) is completing a vulnerability assessment consistent with the Environmental Protection Agency's Vulnerability Self-Assessment Tool (VSAT). This project will focus on identifying vulnerabilities, enhancing system resilience, reducing the risk of cyber threats and improving the ability to respond and recover. This project will address legacy systems, protection from unauthorized access and network vulnerabilities such as ransomware and malware.

OPERATING COST IMPACT:
Impact on annual operating and maintenance costs is to be determined.

PROJECT COMPLETION DATE: TBD

Neighborhood Community Area:
Countywide

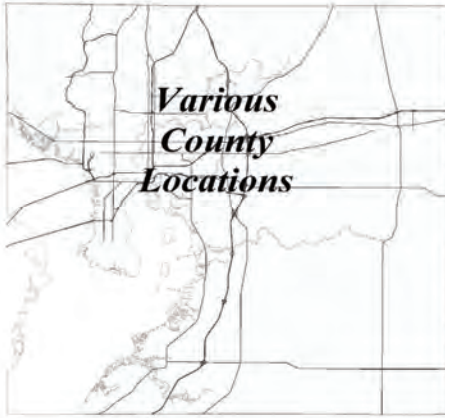

Sources of Funds (in $000s)	Total Estimated Sources	Prior Funding	FY 27 Carryforward	FY 27 Additional	FY 28	FY 29	FY 30	FY 31	Future
ARP Funds	$0	$0	$0	$0	$0	$0	$0	$0	$0
CDBG-DR	0	0	0	0	0	0	0	0	0
Enterprise Fees	0	0	0	0	0	0	0	0	0
Financing	7,500	0	0	0	0	0	0	0	7,500
Grants & County Match	0	0	0	0	0	0	0	0	0
Impact Fees	0	0	0	0	0	0	0	0	0
Other	0	0	0	0	0	0	0	0	0
Undetermined	0	0	0	0	0	0	0	0	0
Subtotal FY 27			$0	$0					
Total	**$7,500**	**$0**	**$0**		**$0**	**$0**	**$0**	**$0**	**$7,500**

Uses of Funds (in $000s)	Total Estimated Cost	Prior Expenses	FY 27 Carryforward	FY 27 Additional	FY 28	FY 29	FY 30	FY 31	Future
Capital [1]	$7,500	$0	$0	$0	$0	$0	$0	$0	$7,500
Contributions [2]	0	0	0	0	0	0	0	0	0
Non-Capital [3]	0	0	0	0	0	0	0	0	0
Subtotal FY 27			$0	$0					
Total	**$7,500**	**$0**	**$0**		**$0**	**$0**	**$0**	**$0**	**$7,500**

[1] Capital includes, but is not limited to, expenses related to capitalizable Development, Design, Land Acquisition, Equipment, Construction and Administration required to complete the project.
[2] Contributions includes, but is not limited to, funding through an agreement to other Government Agencies, Youth Organizations, Cultural Service Organizations and other Non-Profit Organizations.
[3] Non-Capital includes, but is not limited to, expenses related to Building Maintenance, Grounds & Landscaping Maintenance, Non-Capitalizable Equipment and other Professional Services.

PROJECT TITLE:
FALKENBURG IMPROVEMENTS
CIE REQUIREMENTS: Y
LEVEL OF SERVICE IMPACT: E

PROJECT NUMBER: C10341000

PROGRAM: WATER ENTERPRISE

PROJECT DESCRIPTION:
Evaluation, design, and construction of improvements to the Falkenburg facility and related collection system, to accommodate growth through 2050, accept flow from the annexed Palm River service area, maintain an excess 25 to 30 percent capacity, and to meet treatment requirements for public access reuse, aquifer recharge and surface water discharge permits.

OPERATING COST IMPACT:
Impact on annual operating and maintenance costs is to be determined.

PROJECT COMPLETION DATE: Dec 2031

Neighborhood Community Area:
Brandon

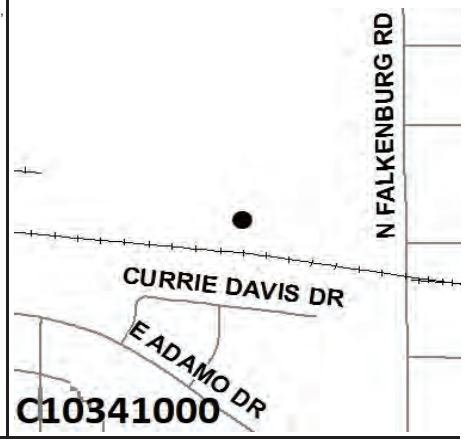

Sources of Funds (in $000s)	Total Estimated Sources	Prior Funding	FY 27 Carryforward	FY 27 Additional	FY 28	FY 29	FY 30	FY 31	Future
ARP Funds	$0	$0	$0	$0	$0	$0	$0	$0	$0
CDBG-DR	0	0	0	0	0	0	0	0	0
Enterprise Fees	19,500	3,575	15,925	0	0	0	0	0	0
Financing	104,700	0	9,180	0	55,920	39,600	0	0	0
Grants & County Match	0	0	0	0	0	0	0	0	0
Impact Fees	0	0	0	0	0	0	0	0	0
Other	0	0	0	0	0	0	0	0	0
Undetermined	0	0	0	0	0	0	0	0	0
Subtotal FY 27			$25,105	$0					
Total	**$124,200**	**$3,575**	**$25,105**		**$55,920**	**$39,600**	**$0**	**$0**	**$0**

Uses of Funds (in $000s)	Total Estimated Cost	Prior Expenses	FY 27 Carryforward	FY 27 Additional	FY 28	FY 29	FY 30	FY 31	Future
Capital [1]	$124,200	$3,575	$25,105	$0	$55,920	$39,600	$0	$0	$0
Contributions [2]	0	0	0	0	0	0	0	0	0
Non-Capital [3]	0	0	0	0	0	0	0	0	0
Subtotal FY 27			$25,105	$0					
Total	**$124,200**	**$3,575**	**$25,105**		**$55,920**	**$39,600**	**$0**	**$0**	**$0**

[1] Capital includes, but is not limited to, expenses related to capitalizable Development, Design, Land Acquisition, Equipment, Construction and Administration required to complete the project.
[2] Contributions includes, but is not limited to, funding through an agreement to other Government Agencies, Youth Organizations, Cultural Service Organizations and other Non-Profit Organizations.
[3] Non-Capital includes, but is not limited to, expenses related to Building Maintenance, Grounds & Landscaping Maintenance, Non-Capitalizable Equipment and other Professional Services.

PROJECT TITLE:
FALKENBURG STRUCTURAL REHABILITATION
CIE REQUIREMENTS: Y
LEVEL OF SERVICE IMPACT: M

PROJECT NUMBER: C10293000

PROGRAM: WATER ENTERPRISE

PROJECT DESCRIPTION:
This project will provide for the structural rehabilitation of major concrete structures at this facility, to address structural deterioration and to extend the service life, ranging between 5 yrs and 10 yrs.

OPERATING COST IMPACT:
No significant change in annual operating costs is anticipated.

PROJECT COMPLETION DATE: Post Construction

Neighborhood Community Area:
Brandon

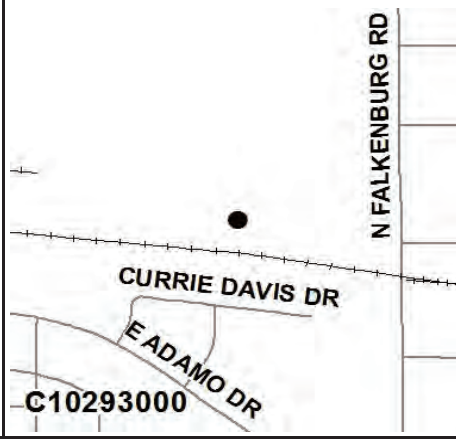

Sources of Funds (in $000s)	Total Estimated Sources	Prior Funding	FY 27 Carryforward	FY 27 Additional	FY 28	FY 29	FY 30	FY 31	Future
ARP Funds	$0	$0	$0	$0	$0	$0	$0	$0	$0
CDBG-DR	0	0	0	0	0	0	0	0	0
Enterprise Fees	168	117	52	0	0	0	0	0	0
Financing	0	0	0	0	0	0	0	0	0
Grants & County Match	0	0	0	0	0	0	0	0	0
Impact Fees	0	0	0	0	0	0	0	0	0
Other	0	0	0	0	0	0	0	0	0
Undetermined	0	0	0	0	0	0	0	0	0
Subtotal FY 27			$52	$0					
Total	**$168**	**$117**	**$52**		**$0**	**$0**	**$0**	**$0**	**$0**

Uses of Funds (in $000s)	Total Estimated Cost	Prior Expenses	FY 27 Carryforward	FY 27 Additional	FY 28	FY 29	FY 30	FY 31	Future
Capital [1]	$168	$117	$52	$0	$0	$0	$0	$0	$0
Contributions [2]	0	0	0	0	0	0	0	0	0
Non-Capital [3]	0	0	0	0	0	0	0	0	0
Subtotal FY 27			$52	$0					
Total	**$168**	**$117**	**$52**		**$0**	**$0**	**$0**	**$0**	**$0**

[1] Capital includes, but is not limited to, expenses related to capitalizable Development, Design, Land Acquisition, Equipment, Construction and Administration required to complete the project.
[2] Contributions includes, but is not limited to, funding through an agreement to other Government Agencies, Youth Organizations, Cultural Service Organizations and other Non-Profit Organizations.
[3] Non-Capital includes, but is not limited to, expenses related to Building Maintenance, Grounds & Landscaping Maintenance, Non-Capitalizable Equipment and other Professional Services.

PROJECT TITLE: **PROJECT NUMBER: C10302000**
FRANCHISE ACQUISITION AND CONNECTION-SUNSET & WINDEMERE (NW SERVICE AREA)
CIE REQUIREMENTS: Y
LEVEL OF SERVICE IMPACT: F **PROGRAM: WATER ENTERPRISE**

PROJECT DESCRIPTION:
Purchase both the Windemere and Sunset Plaza Private Utility Franchises, and connect the water and wastewater systems to the County infrastructure systems. The project will complete the County's ongoing efforts to eliminate private utility franchises within the Urban Service Area.

OPERATING COST IMPACT:
Impact on annual operating and maintenance costs is to be determined.

PROJECT COMPLETION DATE: Oct 2029

Neighborhood Community Area:
Lutz

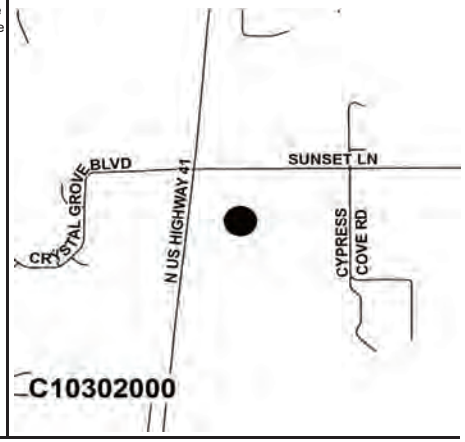

Sources of Funds (in $000s)	Total Estimated Sources	Prior Funding	FY 27 Carryforward	FY 27 Additional	FY 28	FY 29	FY 30	FY 31	Future
ARP Funds	$0	$0	$0	$0	$0	$0	$0	$0	$0
CDBG-DR	0	0	0	0	0	0	0	0	0
Enterprise Fees	63,383	5,181	37,074	21,128	0	0	0	0	0
Financing	0	0	0	0	0	0	0	0	0
Grants & County Match	0	0	0	0	0	0	0	0	0
Impact Fees	0	0	0	0	0	0	0	0	0
Other	0	0	0	0	0	0	0	0	0
Undetermined	0	0	0	0	0	0	0	0	0
Subtotal FY 27			$37,074	$21,128					
Total	**$63,383**	**$5,181**	**$58,202**		**$0**	**$0**	**$0**	**$0**	**$0**

Uses of Funds (in $000s)	Total Estimated Cost	Prior Expenses	FY 27 Carryforward	FY 27 Additional	FY 28	FY 29	FY 30	FY 31	Future
Capital [1]	$63,383	$5,181	$37,074	$21,128	$0	$0	$0	$0	$0
Contributions [2]	0	0	0	0	0	0	0	0	0
Non-Capital [3]	0	0	0	0	0	0	0	0	0
Subtotal FY 27			$37,074	$21,128					
Total	**$63,383**	**$5,181**	**$58,202**		**$0**	**$0**	**$0**	**$0**	**$0**

[1] Capital includes, but is not limited to, expenses related to capitalizable Development, Design, Land Acquisition, Equipment, Construction and Administration required to complete the project.
[2] Contributions includes, but is not limited to, funding through an agreement to other Government Agencies, Youth Organizations, Cultural Service Organizations and other Non-Profit Organizations.
[3] Non-Capital includes, but is not limited to, expenses related to Building Maintenance, Grounds & Landscaping Maintenance, Non-Capitalizable Equipment and other Professional Services.

PROJECT TITLE: **PROJECT NUMBER: C10299000**
GIBSONTON AREA SEPTIC TO SEWER CONVERSION PROGRAM
CIE REQUIREMENTS: Y
LEVEL OF SERVICE IMPACT: F **PROGRAM: WATER ENTERPRISE**

PROJECT DESCRIPTION:
This project will build wastewater collection system for existing residents and future developments in the Gibsonton Area.

OPERATING COST IMPACT:
No significant change in annual operating costs is anticipated.

PROJECT COMPLETION DATE: TBD

Neighborhood Community Area:
Gibsonton

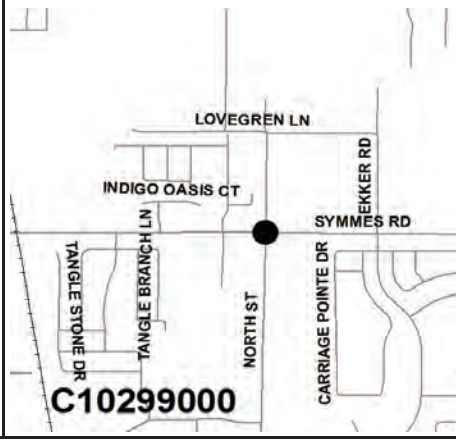

Sources of Funds (in $000s)	Total Estimated Sources	Prior Funding	FY 27 Carryforward	FY 27 Additional	FY 28	FY 29	FY 30	FY 31	Future
ARP Funds	$0	$0	$0	$0	$0	$0	$0	$0	$0
CDBG-DR	0	0	0	0	0	0	0	0	0
Enterprise Fees	21,200	1,689	19,511	0	0	0	0	0	0
Financing	172,000	0	0	0	0	0	0	0	172,000
Grants & County Match	0	0	0	0	0	0	0	0	0
Impact Fees	0	0	0	0	0	0	0	0	0
Other	2,429	2,407	22	0	0	0	0	0	0
Undetermined	0	0	0	0	0	0	0	0	0
Subtotal FY 27			$19,533	$0					
Total	**$195,629**	**$4,096**	**$19,533**		**$0**	**$0**	**$0**	**$0**	**$172,000**

Uses of Funds (in $000s)	Total Estimated Cost	Prior Expenses	FY 27 Carryforward	FY 27 Additional	FY 28	FY 29	FY 30	FY 31	Future
Capital [1]	$195,629	$4,096	$19,533	$0	$0	$0	$0	$0	$172,000
Contributions [2]	0	0	0	0	0	0	0	0	0
Non-Capital [3]	0	0	0	0	0	0	0	0	0
Subtotal FY 27			$19,533	$0					
Total	**$195,629**	**$4,096**	**$19,533**		**$0**	**$0**	**$0**	**$0**	**$172,000**

[1] Capital includes, but is not limited to, expenses related to capitalizable Development, Design, Land Acquisition, Equipment, Construction and Administration required to complete the project.
[2] Contributions includes, but is not limited to, funding through an agreement to other Government Agencies, Youth Organizations, Cultural Service Organizations and other Non-Profit Organizations.
[3] Non-Capital includes, but is not limited to, expenses related to Building Maintenance, Grounds & Landscaping Maintenance, Non-Capitalizable Equipment and other Professional Services.

PROJECT TITLE: **PROJECT NUMBER: C10318000**

GIBSONTON AREA SEPTIC TO SEWER CONVERSION PROGRAM - ARP ACT 3 FUNDS

CIE REQUIREMENTS: Y

LEVEL OF SERVICE IMPACT: F **PROGRAM: WATER ENTERPRISE**

PROJECT DESCRIPTION:

This project will build wastewater collection system for existing residents and future developments in the Gibsonton Area.

Neighborhood Community Area:

Gibsonton

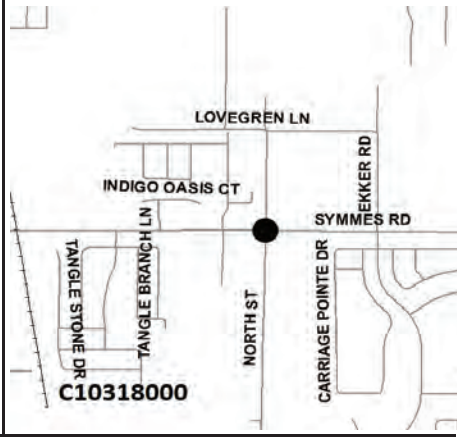

OPERATING COST IMPACT:

No significant change in annual operating costs is anticipated.

PROJECT COMPLETION DATE: Dec 2026

Sources of Funds (in $000s)	Total Estimated Sources	Prior Funding	FY 27 Carryforward	FY 27 Additional	FY 28	FY 29	FY 30	FY 31	Future
ARP Funds	$38,350	$33,420	$4,930	$0	$0	$0	$0	$0	$0
CDBG-DR	0	0	0	0	0	0	0	0	0
Enterprise Fees	0	0	0	0	0	0	0	0	0
Financing	0	0	0	0	0	0	0	0	0
Grants & County Match	33,350	17,255	16,095	0	0	0	0	0	0
Impact Fees	0	0	0	0	0	0	0	0	0
Other	0	0	0	0	0	0	0	0	0
Undetermined	0	0	0	0	0	0	0	0	0
Subtotal FY 27			$21,025	$0					
Total	**$71,700**	**$50,675**	**$21,025**		**$0**	**$0**	**$0**	**$0**	**$0**

Uses of Funds (in $000s)	Total Estimated Cost	Prior Expenses	FY 27 Carryforward	FY 27 Additional	FY 28	FY 29	FY 30	FY 31	Future
Capital [1]	$71,700	$50,675	$21,025	$0	$0	$0	$0	$0	$0
Contributions [2]	0	0	0	0	0	0	0	0	0
Non-Capital [3]	0	0	0	0	0	0	0	0	0
Subtotal FY 27			$21,025	$0					
Total	**$71,700**	**$50,675**	**$21,025**		**$0**	**$0**	**$0**	**$0**	**$0**

[1] Capital includes, but is not limited to, expenses related to capitalizable Development, Design, Land Acquisition, Equipment, Construction and Administration required to complete the project.

[2] Contributions includes, but is not limited to, funding through an agreement to other Government Agencies, Youth Organizations, Cultural Service Organizations and other Non-Profit Organizations.

[3] Non-Capital includes, but is not limited to, expenses related to Building Maintenance, Grounds & Landscaping Maintenance, Non-Capitalizable Equipment and other Professional Services.

PROJECT TITLE: **PROJECT NUMBER: C10347000**

LIFT STATION RESILIENCY - CDBG-DR (MP)

CIE REQUIREMENTS: Y

LEVEL OF SERVICE IMPACT: M **PROGRAM: WATER ENTERPRISE**

PROJECT DESCRIPTION:

Evaluate 171 wastewater lift stations in vulnerable geographic locations and low-to-moderate income areas to identify potential resiliency measures that enhance their ability to withstand and operate during extreme weather events, power outages, and other disruptions. Design and construct such resiliency measures accordingly.

Neighborhood Community Area:

Countywide

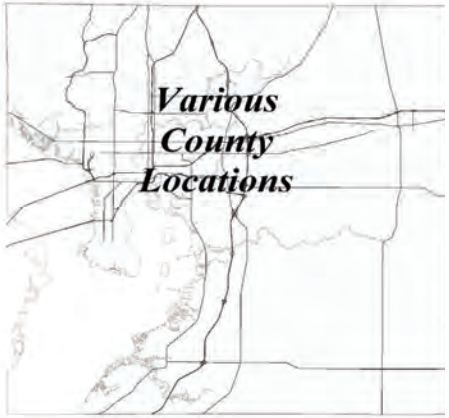

OPERATING COST IMPACT:

No significant change in annual operating costs is anticipated.

PROJECT COMPLETION DATE: Sep 2030

Sources of Funds (in $000s)	Total Estimated Sources	Prior Funding	FY 27 Carryforward	FY 27 Additional	FY 28	FY 29	FY 30	FY 31	Future
ARP Funds	$0	$0	$0	$0	$0	$0	$0	$0	$0
CDBG-DR	18,500	0	18,500	0	0	0	0	0	0
Enterprise Fees	0	0	0	0	0	0	0	0	0
Financing	0	0	0	0	0	0	0	0	0
Grants & County Match	0	0	0	0	0	0	0	0	0
Impact Fees	0	0	0	0	0	0	0	0	0
Other	0	0	0	0	0	0	0	0	0
Undetermined	0	0	0	0	0	0	0	0	0
Subtotal FY 27			$18,500	$0					
Total	**$18,500**	**$0**	**$18,500**		**$0**	**$0**	**$0**	**$0**	**$0**

Uses of Funds (in $000s)	Total Estimated Cost	Prior Expenses	FY 27 Carryforward	FY 27 Additional	FY 28	FY 29	FY 30	FY 31	Future
Capital [1]	$18,500	$0	$18,500	$0	$0	$0	$0	$0	$0
Contributions [2]	0	0	0	0	0	0	0	0	0
Non-Capital [3]	0	0	0	0	0	0	0	0	0
Subtotal FY 27			$18,500	$0					
Total	**$18,500**	**$0**	**$18,500**		**$0**	**$0**	**$0**	**$0**	**$0**

[1] Capital includes, but is not limited to, expenses related to capitalizable Development, Design, Land Acquisition, Equipment, Construction and Administration required to complete the project.

[2] Contributions includes, but is not limited to, funding through an agreement to other Government Agencies, Youth Organizations, Cultural Service Organizations and other Non-Profit Organizations.

[3] Non-Capital includes, but is not limited to, expenses related to Building Maintenance, Grounds & Landscaping Maintenance, Non-Capitalizable Equipment and other Professional Services.

PROJECT TITLE:
LIFT STATION RESILIENCY IN FLOODED AREAS

PROJECT NUMBER: C10346000

CIE REQUIREMENTS: Y

LEVEL OF SERVICE IMPACT: M

PROGRAM: WATER ENTERPRISE

PROJECT DESCRIPTION:
Evaluate pump stations in vulnerable geographic locations (flood zones, evac zones, etc.) to identify potential resiliency measures that enhance their ability to withstand and operate during extreme weather events, power outages, and other disruptions. Enhancements may include backup power, elevation, flood mitigation, etc.

Neighborhood Community Area:
Countywide

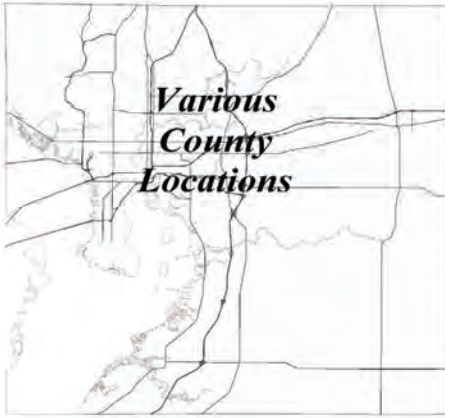

OPERATING COST IMPACT:
Impact on annual operating and maintenance costs is to be determined.

PROJECT COMPLETION DATE: TBD

Sources of Funds (in $000s)	Total Estimated Sources	Prior Funding	FY 27 Carryforward	FY 27 Additional	FY 28	FY 29	FY 30	FY 31	Future
ARP Funds	$0	$0	$0	$0	$0	$0	$0	$0	$0
CDBG-DR	0	0	0	0	0	0	0	0	0
Enterprise Fees	0	0	0	0	0	0	0	0	0
Financing	50,000	0	0	0	0	0	0	0	50,000
Grants & County Match	0	0	0	0	0	0	0	0	0
Impact Fees	0	0	0	0	0	0	0	0	0
Other	0	0	0	0	0	0	0	0	0
Undetermined	0	0	0	0	0	0	0	0	0
Subtotal FY 27			$0	$0					
Total	**$50,000**	**$0**	**$0**		**$0**	**$0**	**$0**	**$0**	**$50,000**

Uses of Funds (in $000s)	Total Estimated Cost	Prior Expenses	FY 27 Carryforward	FY 27 Additional	FY 28	FY 29	FY 30	FY 31	Future
Capital [1]	$50,000	$0	$0	$0	$0	$0	$0	$0	$50,000
Contributions [2]	0	0	0	0	0	0	0	0	0
Non-Capital [3]	0	0	0	0	0	0	0	0	0
Subtotal FY 27			$0	$0					
Total	**$50,000**	**$0**	**$0**		**$0**	**$0**	**$0**	**$0**	**$50,000**

[1] Capital includes, but is not limited to, expenses related to capitalizable Development, Design, Land Acquisition, Equipment, Construction and Administration required to complete the project.
[2] Contributions includes, but is not limited to, funding through an agreement to other Government Agencies, Youth Organizations, Cultural Service Organizations and other Non-Profit Organizations.
[3] Non-Capital includes, but is not limited to, expenses related to Building Maintenance, Grounds & Landscaping Maintenance, Non-Capitalizable Equipment and other Professional Services.

PROJECT TITLE:
LOW PRESSURE SEWER SYSTEM - CDBG-DR (MP)

PROJECT NUMBER: C10348000

CIE REQUIREMENTS: Y

LEVEL OF SERVICE IMPACT: M

PROGRAM: WATER ENTERPRISE

PROJECT DESCRIPTION:
Construct central sewer infrastructure and convert residents who are served by a low-pressure sewer system to the newly constructed central sewer system.

Neighborhood Community Area:
Countywide

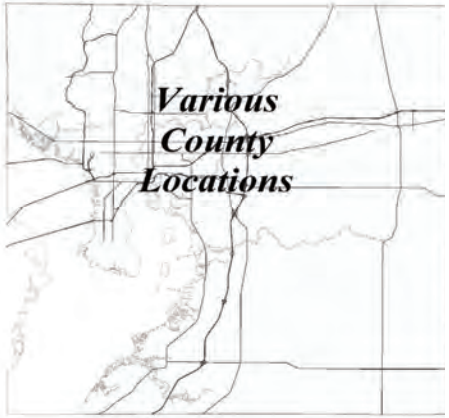

OPERATING COST IMPACT:
Impact on annual operating and maintenance costs is to be determined.

PROJECT COMPLETION DATE: Sep 2030

Sources of Funds (in $000s)	Total Estimated Sources	Prior Funding	FY 27 Carryforward	FY 27 Additional	FY 28	FY 29	FY 30	FY 31	Future
ARP Funds	$0	$0	$0	$0	$0	$0	$0	$0	$0
CDBG-DR	30,000	0	30,000	0	0	0	0	0	0
Enterprise Fees	0	0	0	0	0	0	0	0	0
Financing	0	0	0	0	0	0	0	0	0
Grants & County Match	0	0	0	0	0	0	0	0	0
Impact Fees	0	0	0	0	0	0	0	0	0
Other	0	0	0	0	0	0	0	0	0
Undetermined	0	0	0	0	0	0	0	0	0
Subtotal FY 27			$30,000	$0					
Total	**$30,000**	**$0**	**$30,000**		**$0**	**$0**	**$0**	**$0**	**$0**

Uses of Funds (in $000s)	Total Estimated Cost	Prior Expenses	FY 27 Carryforward	FY 27 Additional	FY 28	FY 29	FY 30	FY 31	Future
Capital [1]	$30,000	$0	$30,000	$0	$0	$0	$0	$0	$0
Contributions [2]	0	0	0	0	0	0	0	0	0
Non-Capital [3]	0	0	0	0	0	0	0	0	0
Subtotal FY 27			$30,000	$0					
Total	**$30,000**	**$0**	**$30,000**		**$0**	**$0**	**$0**	**$0**	**$0**

[1] Capital includes, but is not limited to, expenses related to capitalizable Development, Design, Land Acquisition, Equipment, Construction and Administration required to complete the project.
[2] Contributions includes, but is not limited to, funding through an agreement to other Government Agencies, Youth Organizations, Cultural Service Organizations and other Non-Profit Organizations.
[3] Non-Capital includes, but is not limited to, expenses related to Building Maintenance, Grounds & Landscaping Maintenance, Non-Capitalizable Equipment and other Professional Services.

PROJECT TITLE:
LOW PRESSURE SEWER SYSTEM (LPSS) (MP)
CIE REQUIREMENTS: Y
LEVEL OF SERVICE IMPACT: M

PROJECT NUMBER: C10768000

PROGRAM: WATER ENTERPRISE

PROJECT DESCRIPTION:
Retrofit and install approximately 25-30 LPSS units in the South County area per year.

Neighborhood Community Area:
Countywide

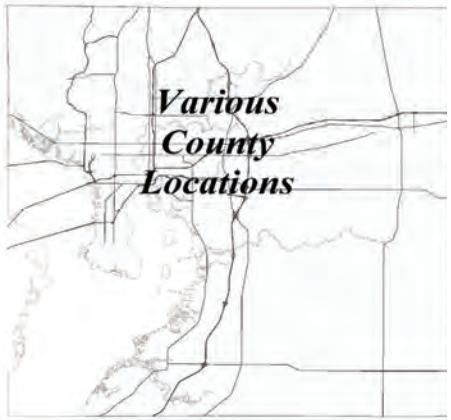

OPERATING COST IMPACT:
No significant change in annual operating costs is anticipated.

PROJECT COMPLETION DATE: Ongoing

Sources of Funds (in $000s)	Total Estimated Sources	Prior Funding	FY 27 Carryforward	FY 27 Additional	FY 28	FY 29	FY 30	FY 31	Future
ARP Funds	$0	$0	$0	$0	$0	$0	$0	$0	$0
CDBG-DR	0	0	0	0	0	0	0	0	0
Enterprise Fees	27,640	18,531	1,328	773	796	820	844	865	3,683
Financing	4,247	4,247	0	0	0	0	0	0	0
Grants & County Match	0	0	0	0	0	0	0	0	0
Impact Fees	0	0	0	0	0	0	0	0	0
Other	0	0	0	0	0	0	0	0	0
Undetermined	0	0	0	0	0	0	0	0	0
Subtotal FY 27			$1,328	$773					
Total	**$31,887**	**$22,778**	**$2,101**		**$796**	**$820**	**$844**	**$865**	**$3,683**

Uses of Funds (in $000s)	Total Estimated Cost	Prior Expenses	FY 27 Carryforward	FY 27 Additional	FY 28	FY 29	FY 30	FY 31	Future
Capital [1]	$31,885	$22,777	$1,328	$773	$796	$820	$844	$865	$3,683
Contributions [2]	0	0	0	0	0	0	0	0	0
Non-Capital [3]	1	1	0	0	0	0	0	0	0
Subtotal FY 27			$1,328	$773					
Total	**$31,887**	**$22,778**	**$2,101**		**$796**	**$820**	**$844**	**$865**	**$3,683**

[1] Capital includes, but is not limited to, expenses related to capitalizable Development, Design, Land Acquisition, Equipment, Construction and Administration required to complete the project.
[2] Contributions includes, but is not limited to, funding through an agreement to other Government Agencies, Youth Organizations, Cultural Service Organizations and other Non-Profit Organizations.
[3] Non-Capital includes, but is not limited to, expenses related to Building Maintenance, Grounds & Landscaping Maintenance, Non-Capitalizable Equipment and other Professional Services.

PROJECT TITLE:
LPSS MONITORING SYSTEM
CIE REQUIREMENTS: Y
LEVEL OF SERVICE IMPACT: M

PROJECT NUMBER: C10310000

PROGRAM: WATER ENTERPRISE

PROJECT DESCRIPTION:
Replacement of the existing SCADA system currently in use with the Low Pressure Sewer System. The existing system has become obsolete, and is no longer supported. A new replacement system is required to maintain proper communication with the LPSS units located throughout the service area.

Neighborhood Community Area:
Countywide

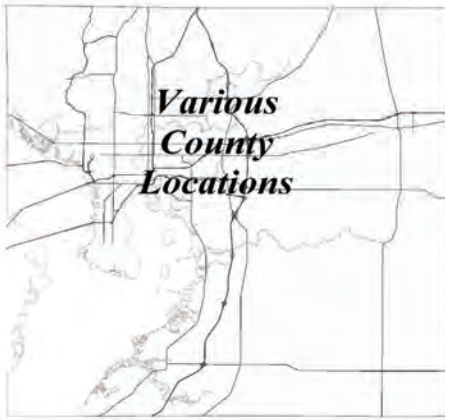

OPERATING COST IMPACT:
No significant change in annual operating costs is anticipated.

PROJECT COMPLETION DATE: Dec 2027

Sources of Funds (in $000s)	Total Estimated Sources	Prior Funding	FY 27 Carryforward	FY 27 Additional	FY 28	FY 29	FY 30	FY 31	Future
ARP Funds	$0	$0	$0	$0	$0	$0	$0	$0	$0
CDBG-DR	0	0	0	0	0	0	0	0	0
Enterprise Fees	3,263	1,236	2,026	0	0	0	0	0	0
Financing	0	0	0	0	0	0	0	0	0
Grants & County Match	0	0	0	0	0	0	0	0	0
Impact Fees	0	0	0	0	0	0	0	0	0
Other	0	0	0	0	0	0	0	0	0
Undetermined	0	0	0	0	0	0	0	0	0
Subtotal FY 27			$2,026	$0					
Total	**$3,263**	**$1,236**	**$2,026**		**$0**	**$0**	**$0**	**$0**	**$0**

Uses of Funds (in $000s)	Total Estimated Cost	Prior Expenses	FY 27 Carryforward	FY 27 Additional	FY 28	FY 29	FY 30	FY 31	Future
Capital [1]	$878	$878	$0	$0	$0	$0	$0	$0	$0
Contributions [2]	0	0	0	0	0	0	0	0	0
Non-Capital [3]	2,384	358	2,026	0	0	0	0	0	0
Subtotal FY 27			$2,026	$0					
Total	**$3,263**	**$1,236**	**$2,026**		**$0**	**$0**	**$0**	**$0**	**$0**

[1] Capital includes, but is not limited to, expenses related to capitalizable Development, Design, Land Acquisition, Equipment, Construction and Administration required to complete the project.
[2] Contributions includes, but is not limited to, funding through an agreement to other Government Agencies, Youth Organizations, Cultural Service Organizations and other Non-Profit Organizations.
[3] Non-Capital includes, but is not limited to, expenses related to Building Maintenance, Grounds & Landscaping Maintenance, Non-Capitalizable Equipment and other Professional Services.

PROJECT TITLE: **PROJECT NUMBER: C32025000**

NEIGHBORHOOD PIPELINE RETROFIT PROGRAM (MP)

CIE REQUIREMENTS: Y

LEVEL OF SERVICE IMPACT: E **PROGRAM: WATER ENTERPRISE**

PROJECT DESCRIPTION:

Renewal and replacement of sub-standard pipeline materials in neighborhoods, including water mains, gravity sewer mains, manholes, reclaimed water mains, wastewater force mains, and miscellaneous repairs and/or modifications to various water, reclaimed water, and wastewater pipeline assets utilized by the Hillsborough County Water Resources Department.

Neighborhood Community Area:

Countywide

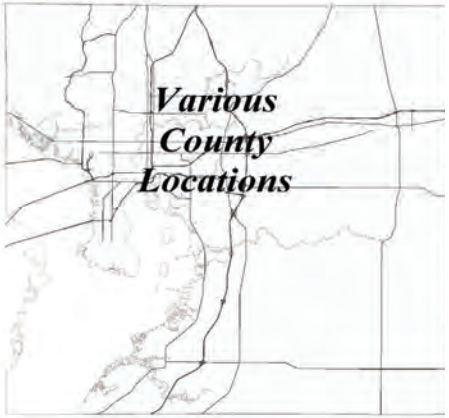

OPERATING COST IMPACT:

No significant change in annual operating costs is anticipated.

PROJECT COMPLETION DATE: Ongoing

Sources of Funds (in $000s)	Total Estimated Sources	Prior Funding	FY 27 Carryforward	FY 27 Additional	FY 28	FY 29	FY 30	FY 31	Future
ARP Funds	$0	$0	$0	$0	$0	$0	$0	$0	$0
CDBG-DR	0	0	0	0	0	0	0	0	0
Enterprise Fees	47,200	1,000	16,150	26,650	3,400	0	0	0	0
Financing	465,166	0	0	0	23,700	50,600	61,190	62,720	266,956
Grants & County Match	0	0	0	0	0	0	0	0	0
Impact Fees	0	0	0	0	0	0	0	0	0
Other	0	0	0	0	0	0	0	0	0
Undetermined	0	0	0	0	0	0	0	0	0
Subtotal FY 27			$16,150	$26,650					
Total	**$512,366**	**$1,000**	**$42,800**		**$27,100**	**$50,600**	**$61,190**	**$62,720**	**$266,956**

Uses of Funds (in $000s)	Total Estimated Cost	Prior Expenses	FY 27 Carryforward	FY 27 Additional	FY 28	FY 29	FY 30	FY 31	Future
Capital [1]	$512,366	$1,000	$16,150	$26,650	$27,100	$50,600	$61,190	$62,720	$266,956
Contributions [2]	0	0	0	0	0	0	0	0	0
Non-Capital [3]	0	0	0	0	0	0	0	0	0
Subtotal FY 27			$16,150	$26,650					
Total	**$512,366**	**$1,000**	**$42,800**		**$27,100**	**$50,600**	**$61,190**	**$62,720**	**$266,956**

[1] Capital includes, but is not limited to, expenses related to capitalizable Development, Design, Land Acquisition, Equipment, Construction and Administration required to complete the project.

[2] Contributions includes, but is not limited to, funding through an agreement to other Government Agencies, Youth Organizations, Cultural Service Organizations and other Non-Profit Organizations.

[3] Non-Capital includes, but is not limited to, expenses related to Building Maintenance, Grounds & Landscaping Maintenance, Non-Capitalizable Equipment and other Professional Services.

PROJECT TITLE: **PROJECT NUMBER: C10238000**

NORTHWEST HILLSBOROUGH AQUIFER RECHARGE PROGRAM (NHARP)

CIE REQUIREMENTS: Y

LEVEL OF SERVICE IMPACT: E **PROGRAM: WATER ENTERPRISE**

PROJECT DESCRIPTION:

Design and construction of the Northwest Hillsborough Regional Aquifer Recharge system. The recharge system will be located at the Northwest Dechlorination Facility (NWDF) and will include an exploratory well and associated monitoring wells.

Neighborhood Community Area:

Keystone Odessa

OPERATING COST IMPACT:

No significant change in annual operating costs is anticipated.

PROJECT COMPLETION DATE: Dec 2026

Sources of Funds (in $000s)	Total Estimated Sources	Prior Funding	FY 27 Carryforward	FY 27 Additional	FY 28	FY 29	FY 30	FY 31	Future
ARP Funds	$0	$0	$0	$0	$0	$0	$0	$0	$0
CDBG-DR	0	0	0	0	0	0	0	0	0
Enterprise Fees	4,250	3,958	292	0	0	0	0	0	0
Financing	0	0	0	0	0	0	0	0	0
Grants & County Match	0	0	0	0	0	0	0	0	0
Impact Fees	0	0	0	0	0	0	0	0	0
Other	0	0	0	0	0	0	0	0	0
Undetermined	0	0	0	0	0	0	0	0	0
Subtotal FY 27			$292	$0					
Total	**$4,250**	**$3,958**	**$292**		**$0**	**$0**	**$0**	**$0**	**$0**

Uses of Funds (in $000s)	Total Estimated Cost	Prior Expenses	FY 27 Carryforward	FY 27 Additional	FY 28	FY 29	FY 30	FY 31	Future
Capital [1]	$4,250	$3,958	$292	$0	$0	$0	$0	$0	$0
Contributions [2]	0	0	0	0	0	0	0	0	0
Non-Capital [3]	0	0	0	0	0	0	0	0	0
Subtotal FY 27			$292	$0					
Total	**$4,250**	**$3,958**	**$292**		**$0**	**$0**	**$0**	**$0**	**$0**

[1] Capital includes, but is not limited to, expenses related to capitalizable Development, Design, Land Acquisition, Equipment, Construction and Administration required to complete the project.

[2] Contributions includes, but is not limited to, funding through an agreement to other Government Agencies, Youth Organizations, Cultural Service Organizations and other Non-Profit Organizations.

[3] Non-Capital includes, but is not limited to, expenses related to Building Maintenance, Grounds & Landscaping Maintenance, Non-Capitalizable Equipment and other Professional Services.

PROJECT TITLE:
NORTHWEST RWRF ACCESS ROADS FROM CITRUS PARK DR
CIE REQUIREMENTS: Y
LEVEL OF SERVICE IMPACT: M

PROJECT NUMBER: C10313000

PROGRAM: WATER ENTERPRISE

PROJECT DESCRIPTION:
Design permit and construct access roads from Citrus Park Drive to the Northwest RWRF.

OPERATING COST IMPACT:
No significant change in annual operating costs is anticipated.

PROJECT COMPLETION DATE: Jan 2029

Neighborhood Community Area:
Keystone Odessa

Sources of Funds (in $000s)	Total Estimated Sources	Prior Funding	FY 27 Carryforward	FY 27 Additional	FY 28	FY 29	FY 30	FY 31	Future
ARP Funds	$0	$0	$0	$0	$0	$0	$0	$0	$0
CDBG-DR	0	0	0	0	0	0	0	0	0
Enterprise Fees	6,070	381	5,689	0	0	0	0	0	0
Financing	0	0	0	0	0	0	0	0	0
Grants & County Match	0	0	0	0	0	0	0	0	0
Impact Fees	0	0	0	0	0	0	0	0	0
Other	0	0	0	0	0	0	0	0	0
Undetermined	0	0	0	0	0	0	0	0	0
Subtotal FY 27			$5,689	$0					
Total	**$6,070**	**$381**	**$5,689**		**$0**	**$0**	**$0**	**$0**	**$0**

Uses of Funds (in $000s)	Total Estimated Cost	Prior Expenses	FY 27 Carryforward	FY 27 Additional	FY 28	FY 29	FY 30	FY 31	Future
Capital [1]	$6,070	$381	$5,689	$0	$0	$0	$0	$0	$0
Contributions [2]	0	0	0	0	0	0	0	0	0
Non-Capital [3]	0	0	0	0	0	0	0	0	0
Subtotal FY 27			$5,689	$0					
Total	**$6,070**	**$381**	**$5,689**		**$0**	**$0**	**$0**	**$0**	**$0**

[1] Capital includes, but is not limited to, expenses related to capitalizable Development, Design, Land Acquisition, Equipment, Construction and Administration required to complete the project.
[2] Contributions includes, but is not limited to, funding through an agreement to other Government Agencies, Youth Organizations, Cultural Service Organizations and other Non-Profit Organizations.
[3] Non-Capital includes, but is not limited to, expenses related to Building Maintenance, Grounds & Landscaping Maintenance, Non-Capitalizable Equipment and other Professional Services.

PROJECT TITLE:
NORTHWEST RWRF ADMINISTRATION BUILDING
CIE REQUIREMENTS: Y
LEVEL OF SERVICE IMPACT: F

PROJECT NUMBER: C10303000

PROGRAM: WATER ENTERPRISE

PROJECT DESCRIPTION:
Design and construct a new Operations Building for the Northwest Regional Water Reclamation Facility. The building of approximately 15,000 square feet will serve as a new operations center for the facility, as well as a welcome center for visitors and educational tours.

OPERATING COST IMPACT:
Impact on annual operating and maintenance costs is to be determined.

PROJECT COMPLETION DATE: Jan 2030

Neighborhood Community Area:
Keystone Odessa

Sources of Funds (in $000s)	Total Estimated Sources	Prior Funding	FY 27 Carryforward	FY 27 Additional	FY 28	FY 29	FY 30	FY 31	Future
ARP Funds	$0	$0	$0	$0	$0	$0	$0	$0	$0
CDBG-DR	0	0	0	0	0	0	0	0	0
Enterprise Fees	13,228	527	12,701	0	0	0	0	0	0
Financing	0	0	0	0	0	0	0	0	0
Grants & County Match	0	0	0	0	0	0	0	0	0
Impact Fees	0	0	0	0	0	0	0	0	0
Other	0	0	0	0	0	0	0	0	0
Undetermined	0	0	0	0	0	0	0	0	0
Subtotal FY 27			$12,701	$0					
Total	**$13,228**	**$527**	**$12,701**		**$0**	**$0**	**$0**	**$0**	**$0**

Uses of Funds (in $000s)	Total Estimated Cost	Prior Expenses	FY 27 Carryforward	FY 27 Additional	FY 28	FY 29	FY 30	FY 31	Future
Capital [1]	$13,228	$527	$12,701	$0	$0	$0	$0	$0	$0
Contributions [2]	0	0	0	0	0	0	0	0	0
Non-Capital [3]	0	0	0	0	0	0	0	0	0
Subtotal FY 27			$12,701	$0					
Total	**$13,228**	**$527**	**$12,701**		**$0**	**$0**	**$0**	**$0**	**$0**

[1] Capital includes, but is not limited to, expenses related to capitalizable Development, Design, Land Acquisition, Equipment, Construction and Administration required to complete the project.
[2] Contributions includes, but is not limited to, funding through an agreement to other Government Agencies, Youth Organizations, Cultural Service Organizations and other Non-Profit Organizations.
[3] Non-Capital includes, but is not limited to, expenses related to Building Maintenance, Grounds & Landscaping Maintenance, Non-Capitalizable Equipment and other Professional Services.

PROJECT TITLE:
NORTHWEST RWRF ELECTRICAL FEEDER TO FAWN RIDGE WTP
CIE REQUIREMENTS: Y
LEVEL OF SERVICE IMPACT: E

PROJECT NUMBER: C32016000

PROGRAM: WATER ENTERPRISE

PROJECT DESCRIPTION:
Design and construction of an electrical power feed from the NW Turbine Generator to the Fawn Ridge WTP. The new power feed will become the primary source of power for the Fawn Ridge WTP.

OPERATING COST IMPACT:
No significant change in annual operating costs is anticipated.

PROJECT COMPLETION DATE: Dec 2029

Neighborhood Community Area:
Countywide

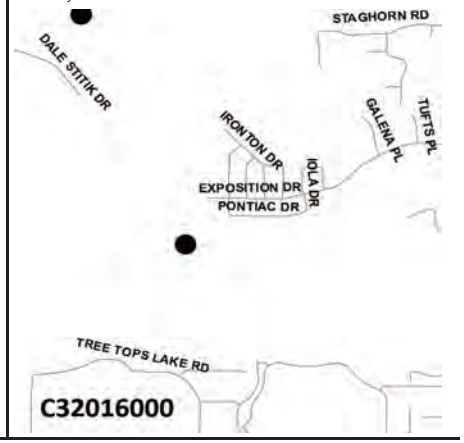

Sources of Funds (in $000s)	Total Estimated Sources	Prior Funding	FY 27 Carryforward	FY 27 Additional	FY 28	FY 29	FY 30	FY 31	Future
ARP Funds	$0	$0	$0	$0	$0	$0	$0	$0	$0
CDBG-DR	0	0	0	0	0	0	0	0	0
Enterprise Fees	5,925	208	5,717	0	0	0	0	0	0
Financing	0	0	0	0	0	0	0	0	0
Grants & County Match	0	0	0	0	0	0	0	0	0
Impact Fees	0	0	0	0	0	0	0	0	0
Other	0	0	0	0	0	0	0	0	0
Undetermined	0	0	0	0	0	0	0	0	0
Subtotal FY 27			$5,717	$0					
Total	**$5,925**	**$208**	**$5,717**		**$0**	**$0**	**$0**	**$0**	**$0**

Uses of Funds (in $000s)	Total Estimated Cost	Prior Expenses	FY 27 Carryforward	FY 27 Additional	FY 28	FY 29	FY 30	FY 31	Future
Capital [1]	$5,925	$208	$5,717	$0	$0	$0	$0	$0	$0
Contributions [2]	0	0	0	0	0	0	0	0	0
Non-Capital [3]	0	0	0	0	0	0	0	0	0
Subtotal FY 27			$5,717	$0					
Total	**$5,925**	**$208**	**$5,717**		**$0**	**$0**	**$0**	**$0**	**$0**

[1] Capital includes, but is not limited to, expenses related to capitalizable Development, Design, Land Acquisition, Equipment, Construction and Administration required to complete the project.
[2] Contributions includes, but is not limited to, funding through an agreement to other Government Agencies, Youth Organizations, Cultural Service Organizations and other Non-Profit Organizations.
[3] Non-Capital includes, but is not limited to, expenses related to Building Maintenance, Grounds & Landscaping Maintenance, Non-Capitalizable Equipment and other Professional Services.

PROJECT TITLE:
NORTHWEST RWRF ODOR CONTROL
CIE REQUIREMENTS: Y
LEVEL OF SERVICE IMPACT: M

PROJECT NUMBER: C10312000

PROGRAM: WATER ENTERPRISE

PROJECT DESCRIPTION:
This project will include mechanical improvements at the headworks of the facility and/or the addition of chemicals within the collection system that will result in the reduction of hydrogen sulfide gas at the headworks of the facility.

OPERATING COST IMPACT:
No significant change in annual operating costs is anticipated.

PROJECT COMPLETION DATE: Jul 2027

Neighborhood Community Area:
Keystone Odessa

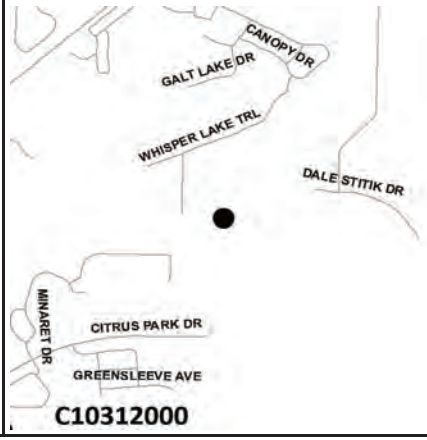

Sources of Funds (in $000s)	Total Estimated Sources	Prior Funding	FY 27 Carryforward	FY 27 Additional	FY 28	FY 29	FY 30	FY 31	Future
ARP Funds	$0	$0	$0	$0	$0	$0	$0	$0	$0
CDBG-DR	0	0	0	0	0	0	0	0	0
Enterprise Fees	3,879	3,462	417	0	0	0	0	0	0
Financing	0	0	0	0	0	0	0	0	0
Grants & County Match	0	0	0	0	0	0	0	0	0
Impact Fees	0	0	0	0	0	0	0	0	0
Other	0	0	0	0	0	0	0	0	0
Undetermined	0	0	0	0	0	0	0	0	0
Subtotal FY 27			$417	$0					
Total	**$3,879**	**$3,462**	**$417**		**$0**	**$0**	**$0**	**$0**	**$0**

Uses of Funds (in $000s)	Total Estimated Cost	Prior Expenses	FY 27 Carryforward	FY 27 Additional	FY 28	FY 29	FY 30	FY 31	Future
Capital [1]	$3,879	$3,462	$417	$0	$0	$0	$0	$0	$0
Contributions [2]	0	0	0	0	0	0	0	0	0
Non-Capital [3]	0	0	0	0	0	0	0	0	0
Subtotal FY 27			$417	$0					
Total	**$3,879**	**$3,462**	**$417**		**$0**	**$0**	**$0**	**$0**	**$0**

[1] Capital includes, but is not limited to, expenses related to capitalizable Development, Design, Land Acquisition, Equipment, Construction and Administration required to complete the project.
[2] Contributions includes, but is not limited to, funding through an agreement to other Government Agencies, Youth Organizations, Cultural Service Organizations and other Non-Profit Organizations.
[3] Non-Capital includes, but is not limited to, expenses related to Building Maintenance, Grounds & Landscaping Maintenance, Non-Capitalizable Equipment and other Professional Services.

PROJECT TITLE: NORTHWEST RWRF OPERATIONS & MAINTENANCE FACILITY
PROJECT NUMBER: C10304000
CIE REQUIREMENTS: Y
LEVEL OF SERVICE IMPACT: F
PROGRAM: WATER ENTERPRISE

PROJECT DESCRIPTION:
Design and construction of a new Maintenance Facility to provide work space for utility maintenance staff who maintain Water Resources assets at the Northwest Regional Water Reclamation Facility and surrounding northwest service area.

OPERATING COST IMPACT:
Impact on annual operating and maintenance costs is to be determined.

PROJECT COMPLETION DATE: Jan 2030

Neighborhood Community Area:
Keystone Odessa

Sources of Funds (in $000s)	Total Estimated Sources	Prior Funding	FY 27 Carryforward	FY 27 Additional	FY 28	FY 29	FY 30	FY 31	Future
ARP Funds	$0	$0	$0	$0	$0	$0	$0	$0	$0
CDBG-DR	0	0	0	0	0	0	0	0	0
Enterprise Fees	14,550	224	14,326	0	0	0	0	0	0
Financing	0	0	0	0	0	0	0	0	0
Grants & County Match	0	0	0	0	0	0	0	0	0
Impact Fees	0	0	0	0	0	0	0	0	0
Other	0	0	0	0	0	0	0	0	0
Undetermined	0	0	0	0	0	0	0	0	0
Subtotal FY 27			$14,326	$0					
Total	**$14,550**	**$224**	**$14,326**		**$0**	**$0**	**$0**	**$0**	**$0**

Uses of Funds (in $000s)	Total Estimated Cost	Prior Expenses	FY 27 Carryforward	FY 27 Additional	FY 28	FY 29	FY 30	FY 31	Future
Capital [1]	$14,550	$224	$14,326	$0	$0	$0	$0	$0	$0
Contributions [2]	0	0	0	0	0	0	0	0	0
Non-Capital [3]	0	0	0	0	0	0	0	0	0
Subtotal FY 27			$14,326	$0					
Total	**$14,550**	**$224**	**$14,326**		**$0**	**$0**	**$0**	**$0**	**$0**

[1] Capital includes, but is not limited to, expenses related to capitalizable Development, Design, Land Acquisition, Equipment, Construction and Administration required to complete the project.
[2] Contributions includes, but is not limited to, funding through an agreement to other Government Agencies, Youth Organizations, Cultural Service Organizations and other Non-Profit Organizations.
[3] Non-Capital includes, but is not limited to, expenses related to Building Maintenance, Grounds & Landscaping Maintenance, Non-Capitalizable Equipment and other Professional Services.

PROJECT TITLE: NORTHWEST RWRF STRUCTURAL EVAL & REPAIRS
PROJECT NUMBER: C10342000
CIE REQUIREMENTS: Y
LEVEL OF SERVICE IMPACT: M
PROGRAM: WATER ENTERPRISE

PROJECT DESCRIPTION:
This project will provide for the structural rehabilitation of major concrete structures at this facility, to address structural deterioration and to extend the service life.

OPERATING COST IMPACT:
No significant change in annual operating costs is anticipated.

PROJECT COMPLETION DATE: Apr 2030

Neighborhood Community Area:
Keystone Odessa

Sources of Funds (in $000s)	Total Estimated Sources	Prior Funding	FY 27 Carryforward	FY 27 Additional	FY 28	FY 29	FY 30	FY 31	Future
ARP Funds	$0	$0	$0	$0	$0	$0	$0	$0	$0
CDBG-DR	0	0	0	0	0	0	0	0	0
Enterprise Fees	3,020	10	9,990	(6,980)	0	0	0	0	0
Financing	0	0	0	0	0	0	0	0	0
Grants & County Match	0	0	0	0	0	0	0	0	0
Impact Fees	0	0	0	0	0	0	0	0	0
Other	0	0	0	0	0	0	0	0	0
Undetermined	0	0	0	0	0	0	0	0	0
Subtotal FY 27			$9,990	($6,980)					
Total	**$3,020**	**$10**	**$3,010**		**$0**	**$0**	**$0**	**$0**	**$0**

Uses of Funds (in $000s)	Total Estimated Cost	Prior Expenses	FY 27 Carryforward	FY 27 Additional	FY 28	FY 29	FY 30	FY 31	Future
Capital [1]	$3,020	$10	$9,990	($6,980)	$0	$0	$0	$0	$0
Contributions [2]	0	0	0	0	0	0	0	0	0
Non-Capital [3]	0	0	0	0	0	0	0	0	0
Subtotal FY 27			$9,990	($6,980)					
Total	**$3,020**	**$10**	**$3,010**		**$0**	**$0**	**$0**	**$0**	**$0**

[1] Capital includes, but is not limited to, expenses related to capitalizable Development, Design, Land Acquisition, Equipment, Construction and Administration required to complete the project.
[2] Contributions includes, but is not limited to, funding through an agreement to other Government Agencies, Youth Organizations, Cultural Service Organizations and other Non-Profit Organizations.
[3] Non-Capital includes, but is not limited to, expenses related to Building Maintenance, Grounds & Landscaping Maintenance, Non-Capitalizable Equipment and other Professional Services.

PROJECT TITLE: **PROJECT NUMBER: C32021000**

PALM RIVER SERVICE AREA PURCHASE AND CONNECTION (MP)

CIE REQUIREMENTS: Y

LEVEL OF SERVICE IMPACT: F **PROGRAM: WATER ENTERPRISE**

PROJECT DESCRIPTION:

Purchase of the Palm River Service Area from the existing utility provider. Purchase will include existing water distribution and wastewater collection utility infrastructure, and design and construction of appropriate connections to the County's existing utility system.

OPERATING COST IMPACT:

No significant change in annual operating costs is anticipated.

PROJECT COMPLETION DATE: TBD

Neighborhood Community Area:

Greater Palm River

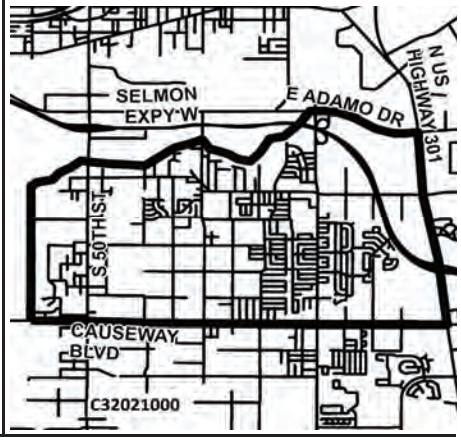

Sources of Funds (in $000s)	Total Estimated Sources	Prior Funding	FY 27 Carryforward	FY 27 Additional	FY 28	FY 29	FY 30	FY 31	Future
ARP Funds	$0	$0	$0	$0	$0	$0	$0	$0	$0
CDBG-DR	0	0	0	0	0	0	0	0	0
Enterprise Fees	1	1	1,070	(1,070)	0	0	0	0	0
Financing	130,000	0	0	0	0	0	0	0	130,000
Grants & County Match	0	0	0	0	0	0	0	0	0
Impact Fees	0	0	0	0	0	0	0	0	0
Other	0	0	0	0	0	0	0	0	0
Undetermined	0	0	0	0	0	0	0	0	0
Subtotal FY 27			$1,070	($1,070)					
Total	**$130,001**	**$1**	**$0**		**$0**	**$0**	**$0**	**$0**	**$130,000**

Uses of Funds (in $000s)	Total Estimated Cost	Prior Expenses	FY 27 Carryforward	FY 27 Additional	FY 28	FY 29	FY 30	FY 31	Future
Capital [1]	$130,001	$1	$1,070	($1,070)	$0	$0	$0	$0	$130,000
Contributions [2]	0	0	0	0	0	0	0	0	0
Non-Capital [3]	0	0	0	0	0	0	0	0	0
Subtotal FY 27			$1,070	($1,070)					
Total	**$130,001**	**$1**	**$0**		**$0**	**$0**	**$0**	**$0**	**$130,000**

[1] Capital includes, but is not limited to, expenses related to capitalizable Development, Design, Land Acquisition, Equipment, Construction and Administration required to complete the project.

[2] Contributions includes, but is not limited to, funding through an agreement to other Government Agencies, Youth Organizations, Cultural Service Organizations and other Non-Profit Organizations.

[3] Non-Capital includes, but is not limited to, expenses related to Building Maintenance, Grounds & Landscaping Maintenance, Non-Capitalizable Equipment and other Professional Services.

PROJECT TITLE: **PROJECT NUMBER: C10297000**

PALM RIVER UTILITY EXPANSION PROGRAM (SEPTIC TO SEWER)

CIE REQUIREMENTS: Y

LEVEL OF SERVICE IMPACT: F **PROGRAM: WATER ENTERPRISE**

PROJECT DESCRIPTION:

This project will eliminate 1,750 septic tanks and build wastewater collection system for existing residents and future developments. This will reduce nutrient load (nitorgen and phosphorous) discharge to MeKay and Hillsborough Bays.

OPERATING COST IMPACT:

No significant change in annual operating costs is anticipated.

PROJECT COMPLETION DATE: TBD

Neighborhood Community Area:

Greater Palm River

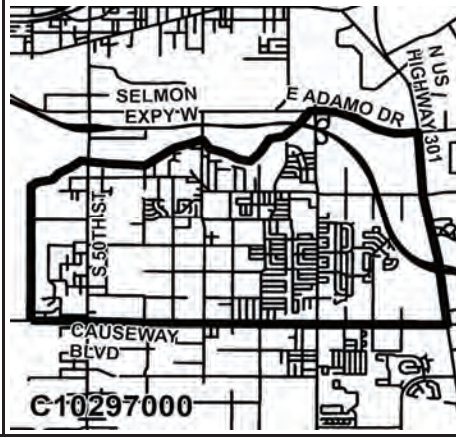

Sources of Funds (in $000s)	Total Estimated Sources	Prior Funding	FY 27 Carryforward	FY 27 Additional	FY 28	FY 29	FY 30	FY 31	Future
ARP Funds	$0	$0	$0	$0	$0	$0	$0	$0	$0
CDBG-DR	0	0	0	0	0	0	0	0	0
Enterprise Fees	2,000	10	1,990	0	0	0	0	0	0
Financing	210,000	0	0	0	0	0	0	0	210,000
Grants & County Match	13,600	1	5,999	0	0	0	0	0	7,600
Impact Fees	0	0	0	0	0	0	0	0	0
Other	0	0	0	0	0	0	0	0	0
Undetermined	0	0	0	0	0	0	0	0	0
Subtotal FY 27			$7,990	$0					
Total	**$225,600**	**$10**	**$7,990**		**$0**	**$0**	**$0**	**$0**	**$217,600**

Uses of Funds (in $000s)	Total Estimated Cost	Prior Expenses	FY 27 Carryforward	FY 27 Additional	FY 28	FY 29	FY 30	FY 31	Future
Capital [1]	$225,600	$10	$7,990	$0	$0	$0	$0	$0	$217,600
Contributions [2]	0	0	0	0	0	0	0	0	0
Non-Capital [3]	0	0	0	0	0	0	0	0	0
Subtotal FY 27			$7,990	$0					
Total	**$225,600**	**$10**	**$7,990**		**$0**	**$0**	**$0**	**$0**	**$217,600**

[1] Capital includes, but is not limited to, expenses related to capitalizable Development, Design, Land Acquisition, Equipment, Construction and Administration required to complete the project.

[2] Contributions includes, but is not limited to, funding through an agreement to other Government Agencies, Youth Organizations, Cultural Service Organizations and other Non-Profit Organizations.

[3] Non-Capital includes, but is not limited to, expenses related to Building Maintenance, Grounds & Landscaping Maintenance, Non-Capitalizable Equipment and other Professional Services.

PROJECT TITLE: **PROJECT NUMBER: C30116000**

POTABLE WATER TREATMENT PLANT R&R (MP)

CIE REQUIREMENTS: Y

LEVEL OF SERVICE IMPACT: M **PROGRAM: WATER ENTERPRISE**

PROJECT DESCRIPTION:

Perform renewal and replacement of assets at the County's Drinking Water Treatment facilities.

Neighborhood Community Area:

Countywide

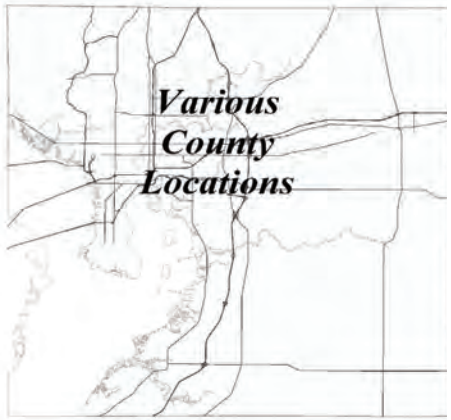

OPERATING COST IMPACT:

No significant change in annual operating costs is anticipated.

PROJECT COMPLETION DATE: Ongoing

Sources of Funds (in $000s)	Total Estimated Sources	Prior Funding	FY 27 Carryforward	FY 27 Additional	FY 28	FY 29	FY 30	FY 31	Future
ARP Funds	$0	$0	$0	$0	$0	$0	$0	$0	$0
CDBG-DR	0	0	0	0	0	0	0	0	0
Enterprise Fees	59,483	22,075	6,352	6,921	2,800	2,900	2,900	2,973	12,562
Financing	2,918	2,918	0	0	0	0	0	0	0
Grants & County Match	0	0	0	0	0	0	0	0	0
Impact Fees	0	0	0	0	0	0	0	0	0
Other	0	0	0	0	0	0	0	0	0
Undetermined	0	0	0	0	0	0	0	0	0
Subtotal FY 27			$6,352	$6,921					
Total	**$62,401**	**$24,993**	**$13,273**		**$2,800**	**$2,900**	**$2,900**	**$2,973**	**$12,562**

Uses of Funds (in $000s)	Total Estimated Cost	Prior Expenses	FY 27 Carryforward	FY 27 Additional	FY 28	FY 29	FY 30	FY 31	Future
Capital [1]	$61,971	$24,563	$6,352	$6,921	$2,800	$2,900	$2,900	$2,973	$12,562
Contributions [2]	0	0	0	0	0	0	0	0	0
Non-Capital [3]	430	430	0	0	0	0	0	0	0
Subtotal FY 27			$6,352	$6,921					
Total	**$62,401**	**$24,993**	**$13,273**		**$2,800**	**$2,900**	**$2,900**	**$2,973**	**$12,562**

[1] Capital includes, but is not limited to, expenses related to capitalizable Development, Design, Land Acquisition, Equipment, Construction and Administration required to complete the project.

[2] Contributions includes, but is not limited to, funding through an agreement to other Government Agencies, Youth Organizations, Cultural Service Organizations and other Non-Profit Organizations.

[3] Non-Capital includes, but is not limited to, expenses related to Building Maintenance, Grounds & Landscaping Maintenance, Non-Capitalizable Equipment and other Professional Services.

PROJECT TITLE: **PROJECT NUMBER: C32022000**

POTENTIAL NEW POINT OF CONNECTION FOR TBW

CIE REQUIREMENTS: Y

LEVEL OF SERVICE IMPACT: F **PROGRAM: WATER ENTERPRISE**

PROJECT DESCRIPTION:

Design and construct a potential new point of connection for Tampa Bay Water

Neighborhood Community Area:

TBD

OPERATING COST IMPACT:

Impact on annual operating and maintenance costs is to be determined.

PROJECT COMPLETION DATE: TBD

Sources of Funds (in $000s)	Total Estimated Sources	Prior Funding	FY 27 Carryforward	FY 27 Additional	FY 28	FY 29	FY 30	FY 31	Future
ARP Funds	$0	$0	$0	$0	$0	$0	$0	$0	$0
CDBG-DR	0	0	0	0	0	0	0	0	0
Enterprise Fees	0	0	0	0	0	0	0	0	0
Financing	350,000	0	0	0	0	0	0	0	350,000
Grants & County Match	0	0	0	0	0	0	0	0	0
Impact Fees	0	0	0	0	0	0	0	0	0
Other	0	0	0	0	0	0	0	0	0
Undetermined	0	0	0	0	0	0	0	0	0
Subtotal FY 27			$0	$0					
Total	**$350,000**	**$0**	**$0**		**$0**	**$0**	**$0**	**$0**	**$350,000**

Uses of Funds (in $000s)	Total Estimated Cost	Prior Expenses	FY 27 Carryforward	FY 27 Additional	FY 28	FY 29	FY 30	FY 31	Future
Capital [1]	$350,000	$0	$0	$0	$0	$0	$0	$0	$350,000
Contributions [2]	0	0	0	0	0	0	0	0	0
Non-Capital [3]	0	0	0	0	0	0	0	0	0
Subtotal FY 27			$0	$0					
Total	**$350,000**	**$0**	**$0**		**$0**	**$0**	**$0**	**$0**	**$350,000**

[1] Capital includes, but is not limited to, expenses related to capitalizable Development, Design, Land Acquisition, Equipment, Construction and Administration required to complete the project.

[2] Contributions includes, but is not limited to, funding through an agreement to other Government Agencies, Youth Organizations, Cultural Service Organizations and other Non-Profit Organizations.

[3] Non-Capital includes, but is not limited to, expenses related to Building Maintenance, Grounds & Landscaping Maintenance, Non-Capitalizable Equipment and other Professional Services.

PROJECT TITLE: **PROJECT NUMBER: C31978000**
PUBLIC UTILITIES TELEMETRY / DATA NETWORK AND SUPPORT PROGRAM (MP)
CIE REQUIREMENTS: Y
LEVEL OF SERVICE IMPACT: E **PROGRAM: WATER ENTERPRISE**

PROJECT DESCRIPTION:
Design and construct a facility to centralize command and control of the Public Utilities Department water and wastewater facilities. This facility will include all necessary support structure, communications, interconnectivity, and uplinks to all water and wastewater SCADA systems to allow remote 24 hour operation during normal and emergency operations. This project is required to provide Public Utilities a facility to utilize for centralized command and control of our water and wastewater treatment plants and pumping stations on a 24-hour basis as well as provide a command and control facility for recovery operations following an emergency situation.

OPERATING COST IMPACT:
Operating cost impact is estimated to be $50,000 per year.

PROJECT COMPLETION DATE: Ongoing

Neighborhood Community Area:
Brandon

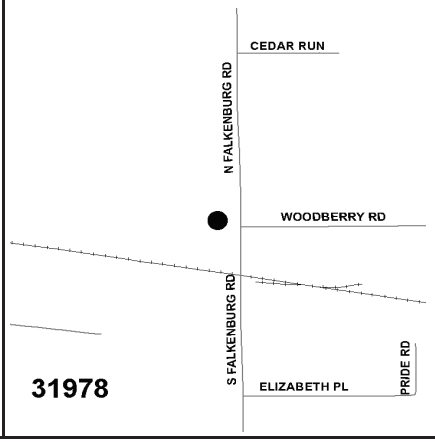

Sources of Funds (in $000s)	Total Estimated Sources	Prior Funding	FY 27 Carryforward	FY 27 Additional	FY 28	FY 29	FY 30	FY 31	Future
ARP Funds	$0	$0	$0	$0	$0	$0	$0	$0	$0
CDBG-DR	0	0	0	0	0	0	0	0	0
Enterprise Fees	22,198	8,108	2,355	1,250	1,250	1,250	1,250	1,281	5,453
Financing	502	502	0	0	0	0	0	0	0
Grants & County Match	0	0	0	0	0	0	0	0	0
Impact Fees	0	0	0	0	0	0	0	0	0
Other	0	0	0	0	0	0	0	0	0
Undetermined	0	0	0	0	0	0	0	0	0
Subtotal FY 27			$2,355	$1,250					
Total	**$22,700**	**$8,611**	**$3,605**		**$1,250**	**$1,250**	**$1,250**	**$1,281**	**$5,453**

Uses of Funds (in $000s)	Total Estimated Cost	Prior Expenses	FY 27 Carryforward	FY 27 Additional	FY 28	FY 29	FY 30	FY 31	Future
Capital [1]	$22,700	$8,611	$2,355	$1,250	$1,250	$1,250	$1,250	$1,281	$5,453
Contributions [2]	0	0	0	0	0	0	0	0	0
Non-Capital [3]	0	0	0	0	0	0	0	0	0
Subtotal FY 27			$2,355	$1,250					
Total	**$22,700**	**$8,611**	**$3,605**		**$1,250**	**$1,250**	**$1,250**	**$1,281**	**$5,453**

[1] Capital includes, but is not limited to, expenses related to capitalizable Development, Design, Land Acquisition, Equipment, Construction and Administration required to complete the project.
[2] Contributions includes, but is not limited to, funding through an agreement to other Government Agencies, Youth Organizations, Cultural Service Organizations and other Non-Profit Organizations.
[3] Non-Capital includes, but is not limited to, expenses related to Building Maintenance, Grounds & Landscaping Maintenance, Non-Capitalizable Equipment and other Professional Services.

PROJECT TITLE: **PROJECT NUMBER: C10795000**
RECLAIMED WATER PUMP STATION & REMOTE TELEMETRY MONITORING (MP)
CIE REQUIREMENTS: Y
LEVEL OF SERVICE IMPACT: M **PROGRAM: WATER ENTERPRISE**

PROJECT DESCRIPTION:
Renovation / replacement of outdated equipment that fails at reclaimed water pumping stations and at remote sites used for monitoring and controlling reclaimed water system operation.

OPERATING COST IMPACT:
No significant change in annual operating costs is anticipated.

PROJECT COMPLETION DATE: Ongoing

Neighborhood Community Area:
Countywide

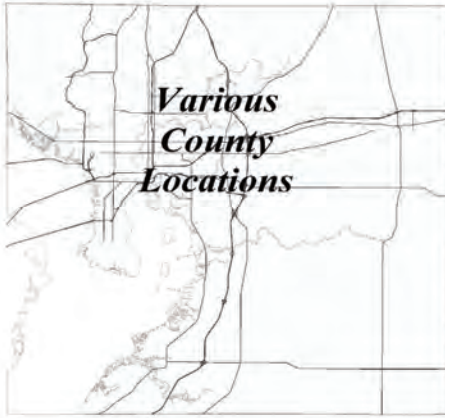

Sources of Funds (in $000s)	Total Estimated Sources	Prior Funding	FY 27 Carryforward	FY 27 Additional	FY 28	FY 29	FY 30	FY 31	Future
ARP Funds	$0	$0	$0	$0	$0	$0	$0	$0	$0
CDBG-DR	0	0	0	0	0	0	0	0	0
Enterprise Fees	17,650	5,887	1,188	870	700	700	1,300	1,333	5,672
Financing	589	589	0	0	0	0	0	0	0
Grants & County Match	0	0	0	0	0	0	0	0	0
Impact Fees	0	0	0	0	0	0	0	0	0
Other	0	0	0	0	0	0	0	0	0
Undetermined	0	0	0	0	0	0	0	0	0
Subtotal FY 27			$1,188	$870					
Total	**$18,239**	**$6,476**	**$2,058**		**$700**	**$700**	**$1,300**	**$1,333**	**$5,672**

Uses of Funds (in $000s)	Total Estimated Cost	Prior Expenses	FY 27 Carryforward	FY 27 Additional	FY 28	FY 29	FY 30	FY 31	Future
Capital [1]	$18,239	$6,476	$1,188	$870	$700	$700	$1,300	$1,333	$5,672
Contributions [2]	0	0	0	0	0	0	0	0	0
Non-Capital [3]	0	0	0	0	0	0	0	0	0
Subtotal FY 27			$1,188	$870					
Total	**$18,239**	**$6,476**	**$2,058**		**$700**	**$700**	**$1,300**	**$1,333**	**$5,672**

[1] Capital includes, but is not limited to, expenses related to capitalizable Development, Design, Land Acquisition, Equipment, Construction and Administration required to complete the project.
[2] Contributions includes, but is not limited to, funding through an agreement to other Government Agencies, Youth Organizations, Cultural Service Organizations and other Non-Profit Organizations.
[3] Non-Capital includes, but is not limited to, expenses related to Building Maintenance, Grounds & Landscaping Maintenance, Non-Capitalizable Equipment and other Professional Services.

PROJECT TITLE: **PROJECT NUMBER: C19017000**
RECLAIMED WATER TRANSMISSION MAIN EXTENSIONS TO NEW AND EXISTING CUSTOMERS (MP)
CIE REQUIREMENTS: Y
LEVEL OF SERVICE IMPACT: E,F **PROGRAM: WATER ENTERPRISE**

PROJECT DESCRIPTION:
Design and construction of RWTM's to serve new developments or major users, to serve existing developments with approved RWIU's, and to improve service to existing customers. This can include the construction of metering assemblies for major users.

Neighborhood Community Area:
Countywide

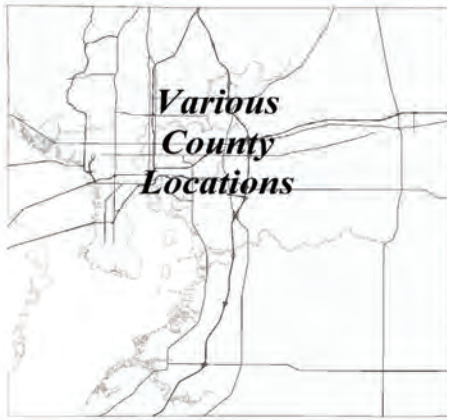

OPERATING COST IMPACT:
Operating cost is estimated to be $1,200 per year.

PROJECT COMPLETION DATE: Ongoing

Sources of Funds (in $000s)	Total Estimated Sources	Prior Funding	FY 27 Carryforward	FY 27 Additional	FY 28	FY 29	FY 30	FY 31	Future
ARP Funds	$0	$0	$0	$0	$0	$0	$0	$0	$0
CDBG-DR	0	0	0	0	0	0	0	0	0
Enterprise Fees	10,712	3,019	1,184	600	600	600	745	764	3,200
Financing	0	0	0	0	0	0	0	0	0
Grants & County Match	58	58	0	0	0	0	0	0	0
Impact Fees	0	0	0	0	0	0	0	0	0
Other	0	0	0	0	0	0	0	0	0
Undetermined	0	0	0	0	0	0	0	0	0
Subtotal FY 27			$1,184	$600					
Total	**$10,770**	**$3,076**	**$1,784**		**$600**	**$600**	**$745**	**$764**	**$3,200**

Uses of Funds (in $000s)	Total Estimated Cost	Prior Expenses	FY 27 Carryforward	FY 27 Additional	FY 28	FY 29	FY 30	FY 31	Future
Capital [1]	$10,770	$3,076	$1,184	$600	$600	$600	$745	$764	$3,200
Contributions [2]	0	0	0	0	0	0	0	0	0
Non-Capital [3]	0	0	0	0	0	0	0	0	0
Subtotal FY 27			$1,184	$600					
Total	**$10,770**	**$3,076**	**$1,784**		**$600**	**$600**	**$745**	**$764**	**$3,200**

[1] Capital includes, but is not limited to, expenses related to capitalizable Development, Design, Land Acquisition, Equipment, Construction and Administration required to complete the project.
[2] Contributions includes, but is not limited to, funding through an agreement to other Government Agencies, Youth Organizations, Cultural Service Organizations and other Non-Profit Organizations.
[3] Non-Capital includes, but is not limited to, expenses related to Building Maintenance, Grounds & Landscaping Maintenance, Non-Capitalizable Equipment and other Professional Services.

PROJECT TITLE: **PROJECT NUMBER: C10745000**
REGIONAL WASTEWATER TREATMENT PLANT R&R (MP)
CIE REQUIREMENTS: Y
LEVEL OF SERVICE IMPACT: M **PROGRAM: WATER ENTERPRISE**

PROJECT DESCRIPTION:
Perform renewal and replacement projects of approximately $100,000 each at the 7 Regional Wastewater Treatment Plants.

Neighborhood Community Area:
Countywide

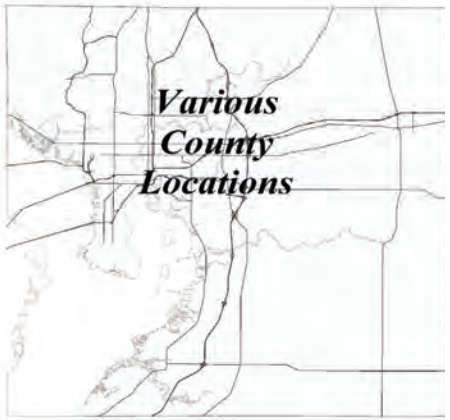

OPERATING COST IMPACT:
No significant change in annual operating costs is anticipated.

PROJECT COMPLETION DATE: Ongoing

Sources of Funds (in $000s)	Total Estimated Sources	Prior Funding	FY 27 Carryforward	FY 27 Additional	FY 28	FY 29	FY 30	FY 31	Future
ARP Funds	$0	$0	$0	$0	$0	$0	$0	$0	$0
CDBG-DR	0	0	0	0	0	0	0	0	0
Enterprise Fees	140,815	57,260	10,051	7,125	7,000	7,000	8,200	8,405	35,774
Financing	12,955	12,955	0	0	0	0	0	0	0
Grants & County Match	0	0	0	0	0	0	0	0	0
Impact Fees	0	0	0	0	0	0	0	0	0
Other	0	0	0	0	0	0	0	0	0
Undetermined	0	0	0	0	0	0	0	0	0
Subtotal FY 27			$10,051	$7,125					
Total	**$153,770**	**$70,214**	**$17,176**		**$7,000**	**$7,000**	**$8,200**	**$8,405**	**$35,774**

Uses of Funds (in $000s)	Total Estimated Cost	Prior Expenses	FY 27 Carryforward	FY 27 Additional	FY 28	FY 29	FY 30	FY 31	Future
Capital [1]	$152,402	$68,847	$10,051	$7,125	$7,000	$7,000	$8,200	$8,405	$35,774
Contributions [2]	0	0	0	0	0	0	0	0	0
Non-Capital [3]	1,368	1,368	0	0	0	0	0	0	0
Subtotal FY 27			$10,051	$7,125					
Total	**$153,770**	**$70,214**	**$17,176**		**$7,000**	**$7,000**	**$8,200**	**$8,405**	**$35,774**

[1] Capital includes, but is not limited to, expenses related to capitalizable Development, Design, Land Acquisition, Equipment, Construction and Administration required to complete the project.
[2] Contributions includes, but is not limited to, funding through an agreement to other Government Agencies, Youth Organizations, Cultural Service Organizations and other Non-Profit Organizations.
[3] Non-Capital includes, but is not limited to, expenses related to Building Maintenance, Grounds & Landscaping Maintenance, Non-Capitalizable Equipment and other Professional Services.

PROJECT TITLE:
RUSKIN AND WIMAUMA SEWER SYSTEM
CIE REQUIREMENTS: Y
LEVEL OF SERVICE IMPACT: F

PROJECT NUMBER: C10296000

PROGRAM: WATER ENTERPRISE

PROJECT DESCRIPTION:
Existing LPSS system performs below PUD expectations. PUD will investigate 1) if the LPSS can work with better performance at lower maintenance effort and cost; and, 2) what techniques will be used for wastewater collection. This project will allow PUD to better serve the residents and business at these two locations.

OPERATING COST IMPACT:
No significant change in annual operating costs is anticipated.

PROJECT COMPLETION DATE: TBD

Neighborhood Community Area:
Ruskin

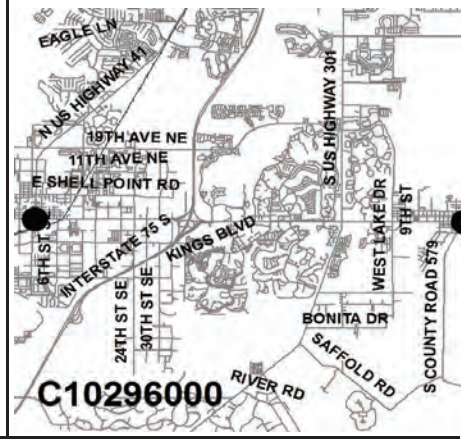

Sources of Funds (in $000s)	Total Estimated Sources	Prior Funding	FY 27 Carryforward	FY 27 Additional	FY 28	FY 29	FY 30	FY 31	Future
ARP Funds	$0	$0	$0	$0	$0	$0	$0	$0	$0
CDBG-DR	0	0	0	0	0	0	0	0	0
Enterprise Fees	10,200	480	9,720	0	0	0	0	0	0
Financing	280,000	0	0	0	0	0	0	0	280,000
Grants & County Match	2,000	0	2,000	0	0	0	0	0	0
Impact Fees	0	0	0	0	0	0	0	0	0
Other	1,746	1,720	26	0	0	0	0	0	0
Undetermined	0	0	0	0	0	0	0	0	0
Subtotal FY 27			$11,745	$0					
Total	**$293,946**	**$2,200**	**$11,745**		**$0**	**$0**	**$0**	**$0**	**$280,000**

Uses of Funds (in $000s)	Total Estimated Cost	Prior Expenses	FY 27 Carryforward	FY 27 Additional	FY 28	FY 29	FY 30	FY 31	Future
Capital [1]	$293,944	$2,199	$11,745	$0	$0	$0	$0	$0	$280,000
Contributions [2]	0	0	0	0	0	0	0	0	0
Non-Capital [3]	1	1	0	0	0	0	0	0	0
Subtotal FY 27			$11,745	$0					
Total	**$293,946**	**$2,200**	**$11,745**		**$0**	**$0**	**$0**	**$0**	**$280,000**

[1] Capital includes, but is not limited to, expenses related to capitalizable Development, Design, Land Acquisition, Equipment, Construction and Administration required to complete the project.
[2] Contributions includes, but is not limited to, funding through an agreement to other Government Agencies, Youth Organizations, Cultural Service Organizations and other Non-Profit Organizations.
[3] Non-Capital includes, but is not limited to, expenses related to Building Maintenance, Grounds & Landscaping Maintenance, Non-Capitalizable Equipment and other Professional Services.

PROJECT TITLE:
RUSKIN AND WIMAUMA SEWER SYSTEM - ARP ACT 3 FUNDS
CIE REQUIREMENTS: Y
LEVEL OF SERVICE IMPACT: F

PROJECT NUMBER: C10320000

PROGRAM: WATER ENTERPRISE

PROJECT DESCRIPTION:
Existing LPSS system performs below PUD expectations. PUD will investigate 1) if the LPSS can work with better performance at lower maintenance effort and cost; and, 2) what techniques will be used for wastewater collection. This project will allow PUD to better serve the residents and business at these two locations.

OPERATING COST IMPACT:
No significant change in annual operating costs is anticipated.

PROJECT COMPLETION DATE: Dec 2026

Neighborhood Community Area:
Ruskin

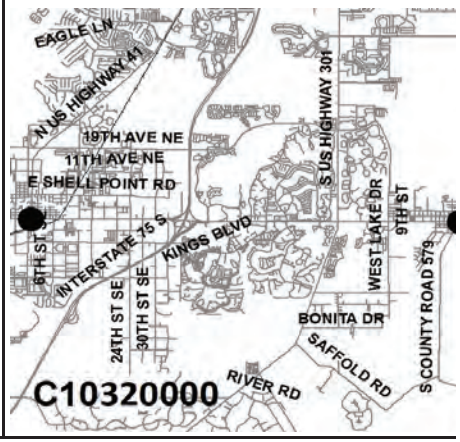

Sources of Funds (in $000s)	Total Estimated Sources	Prior Funding	FY 27 Carryforward	FY 27 Additional	FY 28	FY 29	FY 30	FY 31	Future
ARP Funds	$30,000	$21,330	$8,670	$0	$0	$0	$0	$0	$0
CDBG-DR	0	0	0	0	0	0	0	0	0
Enterprise Fees	0	0	0	0	0	0	0	0	0
Financing	0	0	0	0	0	0	0	0	0
Grants & County Match	6,103	2,723	3,380	0	0	0	0	0	0
Impact Fees	0	0	0	0	0	0	0	0	0
Other	0	0	0	0	0	0	0	0	0
Undetermined	0	0	0	0	0	0	0	0	0
Subtotal FY 27			$12,050	$0					
Total	**$36,103**	**$24,052**	**$12,050**		**$0**	**$0**	**$0**	**$0**	**$0**

Uses of Funds (in $000s)	Total Estimated Cost	Prior Expenses	FY 27 Carryforward	FY 27 Additional	FY 28	FY 29	FY 30	FY 31	Future
Capital [1]	$36,103	$24,052	$12,050	$0	$0	$0	$0	$0	$0
Contributions [2]	0	0	0	0	0	0	0	0	0
Non-Capital [3]	0	0	0	0	0	0	0	0	0
Subtotal FY 27			$12,050	$0					
Total	**$36,103**	**$24,052**	**$12,050**		**$0**	**$0**	**$0**	**$0**	**$0**

[1] Capital includes, but is not limited to, expenses related to capitalizable Development, Design, Land Acquisition, Equipment, Construction and Administration required to complete the project.
[2] Contributions includes, but is not limited to, funding through an agreement to other Government Agencies, Youth Organizations, Cultural Service Organizations and other Non-Profit Organizations.
[3] Non-Capital includes, but is not limited to, expenses related to Building Maintenance, Grounds & Landscaping Maintenance, Non-Capitalizable Equipment and other Professional Services.

PROJECT TITLE: **PROJECT NUMBER: C10326000**

RUSKIN AND WIMAUMA WATER AND SEWER CONNECTION – ARP ACT 3 FUNDS

CIE REQUIREMENTS: Y

LEVEL OF SERVICE IMPACT: F **PROGRAM: WATER ENTERPRISE**

PROJECT DESCRIPTION:

Collects costs for capital assets and keeps invoice audit trail into fixed assets related to wastewater and potable water connections in the Wimauma and Ruskin areas.

OPERATING COST IMPACT:

No significant change in annual operating costs is anticipated.

PROJECT COMPLETION DATE: Dec 2026

Neighborhood Community Area:

Wimauma/Ruskin

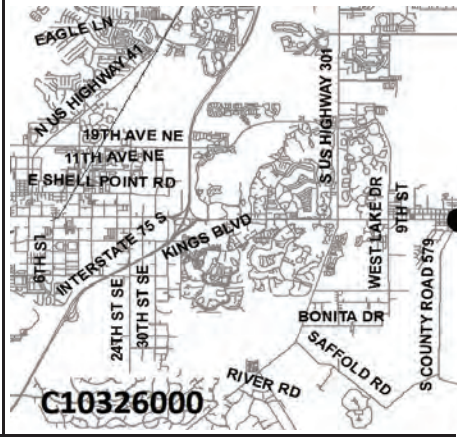

Sources of Funds (in $000s)	Total Estimated Sources	Prior Funding	FY 27 Carryforward	FY 27 Additional	FY 28	FY 29	FY 30	FY 31	Future
ARP Funds	$2,000	$326	$1,674	$0	$0	$0	$0	$0	$0
CDBG-DR	0	0	0	0	0	0	0	0	0
Enterprise Fees	0	0	0	0	0	0	0	0	0
Financing	0	0	0	0	0	0	0	0	0
Grants & County Match	0	0	0	0	0	0	0	0	0
Impact Fees	0	0	0	0	0	0	0	0	0
Other	0	0	0	0	0	0	0	0	0
Undetermined	0	0	0	0	0	0	0	0	0
Subtotal FY 27			$1,674	$0					
Total	**$2,000**	**$326**	**$1,674**		**$0**	**$0**	**$0**	**$0**	**$0**

Uses of Funds (in $000s)	Total Estimated Cost	Prior Expenses	FY 27 Carryforward	FY 27 Additional	FY 28	FY 29	FY 30	FY 31	Future
Capital [1]	$2,000	$326	$1,674	$0	$0	$0	$0	$0	$0
Contributions [2]	0	0	0	0	0	0	0	0	0
Non-Capital [3]	0	0	0	0	0	0	0	0	0
Subtotal FY 27			$1,674	$0					
Total	**$2,000**	**$326**	**$1,674**		**$0**	**$0**	**$0**	**$0**	**$0**

[1] Capital includes, but is not limited to, expenses related to capitalizable Development, Design, Land Acquisition, Equipment, Construction and Administration required to complete the project.

[2] Contributions includes, but is not limited to, funding through an agreement to other Government Agencies, Youth Organizations, Cultural Service Organizations and other Non-Profit Organizations.

[3] Non-Capital includes, but is not limited to, expenses related to Building Maintenance, Grounds & Landscaping Maintenance, Non-Capitalizable Equipment and other Professional Services.

PROJECT TITLE: **PROJECT NUMBER: C32019000**

RUSKIN POTABLE WATER TRANSMISSION MAIN

CIE REQUIREMENTS: Y

LEVEL OF SERVICE IMPACT: F **PROGRAM: WATER ENTERPRISE**

PROJECT DESCRIPTION:

Construction of a potable water transmission main to connect the existing large transmission mains on 19th Avenue and College Avenue. This will require approximately 9,000 feet of pipe on or near US 41. This project is expected to improve delivery pressures to existing customers in Ruskin and provide additional redundancy.

OPERATING COST IMPACT:

No significant change in annual operating costs is anticipated.

PROJECT COMPLETION DATE: Jun 2029

Neighborhood Community Area:

Ruskin

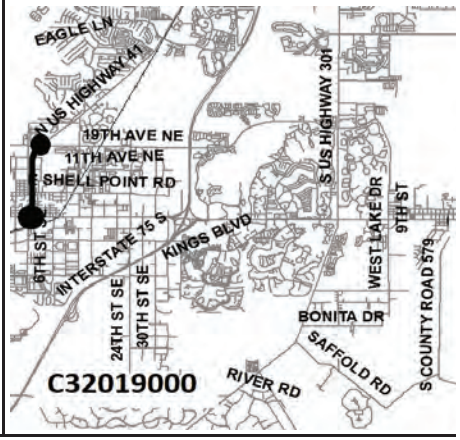

Sources of Funds (in $000s)	Total Estimated Sources	Prior Funding	FY 27 Carryforward	FY 27 Additional	FY 28	FY 29	FY 30	FY 31	Future
ARP Funds	$0	$0	$0	$0	$0	$0	$0	$0	$0
CDBG-DR	0	0	0	0	0	0	0	0	0
Enterprise Fees	2,600	0	2,600	0	0	0	0	0	0
Financing	38,500	0	0	15,500	23,000	0	0	0	0
Grants & County Match	0	0	0	0	0	0	0	0	0
Impact Fees	0	0	0	0	0	0	0	0	0
Other	0	0	0	0	0	0	0	0	0
Undetermined	0	0	0	0	0	0	0	0	0
Subtotal FY 27			$2,600	$15,500					
Total	**$41,100**	**$0**	**$18,100**		**$23,000**	**$0**	**$0**	**$0**	**$0**

Uses of Funds (in $000s)	Total Estimated Cost	Prior Expenses	FY 27 Carryforward	FY 27 Additional	FY 28	FY 29	FY 30	FY 31	Future
Capital [1]	$41,100	$0	$2,600	$15,500	$23,000	$0	$0	$0	$0
Contributions [2]	0	0	0	0	0	0	0	0	0
Non-Capital [3]	0	0	0	0	0	0	0	0	0
Subtotal FY 27			$2,600	$15,500					
Total	**$41,100**	**$0**	**$18,100**		**$23,000**	**$0**	**$0**	**$0**	**$0**

[1] Capital includes, but is not limited to, expenses related to capitalizable Development, Design, Land Acquisition, Equipment, Construction and Administration required to complete the project.

[2] Contributions includes, but is not limited to, funding through an agreement to other Government Agencies, Youth Organizations, Cultural Service Organizations and other Non-Profit Organizations.

[3] Non-Capital includes, but is not limited to, expenses related to Building Maintenance, Grounds & Landscaping Maintenance, Non-Capitalizable Equipment and other Professional Services.

PROJECT TITLE:
SERVICE AREA PURCHASES (MP)

PROJECT NUMBER: C32017000

CIE REQUIREMENTS: Y

LEVEL OF SERVICE IMPACT: E

PROGRAM: WATER ENTERPRISE

PROJECT DESCRIPTION:
Purchase of select service areas from the existing utility provider. Purchase will include existing water distribution utility infrastructure, and design and construction of appropriate connections to the County's existing utility system.

Neighborhood Community Area:
Countywide

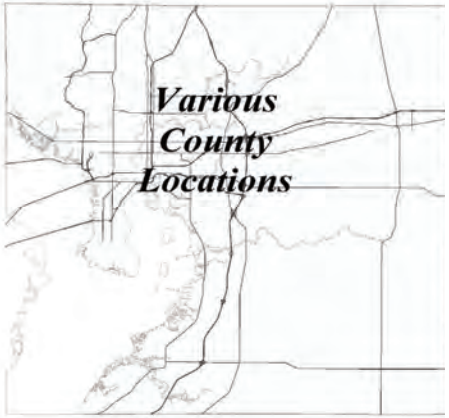

OPERATING COST IMPACT:
No significant change in annual operating costs is anticipated.

PROJECT COMPLETION DATE: Ongoing

Sources of Funds (in $000s)	Total Estimated Sources	Prior Funding	FY 27 Carryforward	FY 27 Additional	FY 28	FY 29	FY 30	FY 31	Future
ARP Funds	$0	$0	$0	$0	$0	$0	$0	$0	$0
CDBG-DR	0	0	0	0	0	0	0	0	0
Enterprise Fees	0	0	0	0	0	0	0	0	0
Financing	50,000	0	0	0	0	0	0	0	50,000
Grants & County Match	0	0	0	0	0	0	0	0	0
Impact Fees	0	0	0	0	0	0	0	0	0
Other	0	0	0	0	0	0	0	0	0
Undetermined	0	0	0	0	0	0	0	0	0
Subtotal FY 27			$0	$0					
Total	**$50,000**	**$0**	**$0**		**$0**	**$0**	**$0**	**$0**	**$50,000**

Uses of Funds (in $000s)	Total Estimated Cost	Prior Expenses	FY 27 Carryforward	FY 27 Additional	FY 28	FY 29	FY 30	FY 31	Future
Capital [1]	$50,000	$0	$0	$0	$0	$0	$0	$0	$50,000
Contributions [2]	0	0	0	0	0	0	0	0	0
Non-Capital [3]	0	0	0	0	0	0	0	0	0
Subtotal FY 27			$0	$0					
Total	**$50,000**	**$0**	**$0**		**$0**	**$0**	**$0**	**$0**	**$50,000**

[1] Capital includes, but is not limited to, expenses related to capitalizable Development, Design, Land Acquisition, Equipment, Construction and Administration required to complete the project.
[2] Contributions includes, but is not limited to, funding through an agreement to other Government Agencies, Youth Organizations, Cultural Service Organizations and other Non-Profit Organizations.
[3] Non-Capital includes, but is not limited to, expenses related to Building Maintenance, Grounds & Landscaping Maintenance, Non-Capitalizable Equipment and other Professional Services.

PROJECT TITLE:
SERVICES TO INFILL AREAS (INCLUDES POTABLE AND SEPTIC TO SEWER)

PROJECT NUMBER: C32029000

CIE REQUIREMENTS: Y

LEVEL OF SERVICE IMPACT: F

PROGRAM: WATER ENTERPRISE

PROJECT DESCRIPTION:
Connect citizens currently on well and/or septic to the County's potable water and/or wastewater systems

Neighborhood Community Area:
Countywide

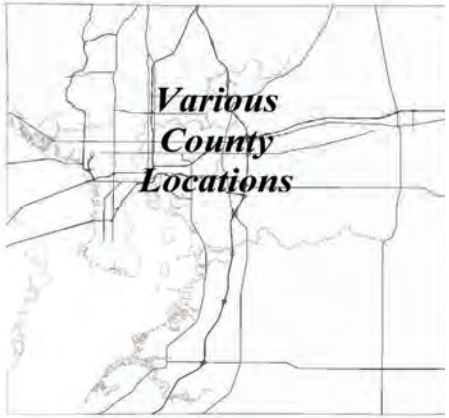

OPERATING COST IMPACT:
Impact on annual operating and maintenance costs is to be determined.

PROJECT COMPLETION DATE: TBD

Sources of Funds (in $000s)	Total Estimated Sources	Prior Funding	FY 27 Carryforward	FY 27 Additional	FY 28	FY 29	FY 30	FY 31	Future
ARP Funds	$0	$0	$0	$0	$0	$0	$0	$0	$0
CDBG-DR	0	0	0	0	0	0	0	0	0
Enterprise Fees	0	0	0	0	0	0	0	0	0
Financing	1,480,400	0	0	0	0	0	0	0	1,480,400
Grants & County Match	0	0	0	0	0	0	0	0	0
Impact Fees	0	0	0	0	0	0	0	0	0
Other	0	0	0	0	0	0	0	0	0
Undetermined	0	0	0	0	0	0	0	0	0
Subtotal FY 27			$0	$0					
Total	**$1,480,400**	**$0**	**$0**		**$0**	**$0**	**$0**	**$0**	**$1,480,400**

Uses of Funds (in $000s)	Total Estimated Cost	Prior Expenses	FY 27 Carryforward	FY 27 Additional	FY 28	FY 29	FY 30	FY 31	Future
Capital [1]	$1,480,400	$0	$0	$0	$0	$0	$0	$0	$1,480,400
Contributions [2]	0	0	0	0	0	0	0	0	0
Non-Capital [3]	0	0	0	0	0	0	0	0	0
Subtotal FY 27			$0	$0					
Total	**$1,480,400**	**$0**	**$0**		**$0**	**$0**	**$0**	**$0**	**$1,480,400**

[1] Capital includes, but is not limited to, expenses related to capitalizable Development, Design, Land Acquisition, Equipment, Construction and Administration required to complete the project.
[2] Contributions includes, but is not limited to, funding through an agreement to other Government Agencies, Youth Organizations, Cultural Service Organizations and other Non-Profit Organizations.
[3] Non-Capital includes, but is not limited to, expenses related to Building Maintenance, Grounds & Landscaping Maintenance, Non-Capitalizable Equipment and other Professional Services.

PROJECT TITLE: SOUTH CENTRAL RECLAIMED WATER SYSTEM ADDITIONS
PROJECT NUMBER: C10344000
CIE REQUIREMENTS: Y
LEVEL OF SERVICE IMPACT: M
PROGRAM: WATER ENTERPRISE

PROJECT DESCRIPTION:
Install additional reclaimed water mains to enhance overall reuse and effluent disposal

Neighborhood Community Area:
TBD

OPERATING COST IMPACT:
Impact on annual operating and maintenance costs is to be determined.

PROJECT COMPLETION DATE: TBD

Sources of Funds (in $000s)	Total Estimated Sources	Prior Funding	FY 27 Carryforward	FY 27 Additional	FY 28	FY 29	FY 30	FY 31	Future
ARP Funds	$0	$0	$0	$0	$0	$0	$0	$0	$0
CDBG-DR	0	0	0	0	0	0	0	0	0
Enterprise Fees	0	0	0	0	0	0	0	0	0
Financing	20,000	0	0	0	20,000	0	0	0	0
Grants & County Match	0	0	0	0	0	0	0	0	0
Impact Fees	0	0	0	0	0	0	0	0	0
Other	0	0	0	0	0	0	0	0	0
Undetermined	0	0	0	0	0	0	0	0	0
Subtotal FY 27			$0	$0					
Total	**$20,000**	**$0**	**$0**		**$20,000**	**$0**	**$0**	**$0**	**$0**

Uses of Funds (in $000s)	Total Estimated Cost	Prior Expenses	FY 27 Carryforward	FY 27 Additional	FY 28	FY 29	FY 30	FY 31	Future
Capital [1]	$20,000	$0	$0	$0	$20,000	$0	$0	$0	$0
Contributions [2]	0	0	0	0	0	0	0	0	0
Non-Capital [3]	0	0	0	0	0	0	0	0	0
Subtotal FY 27			$0	$0					
Total	**$20,000**	**$0**	**$0**		**$20,000**	**$0**	**$0**	**$0**	**$0**

[1] Capital includes, but is not limited to, expenses related to capitalizable Development, Design, Land Acquisition, Equipment, Construction and Administration required to complete the project.
[2] Contributions includes, but is not limited to, funding through an agreement to other Government Agencies, Youth Organizations, Cultural Service Organizations and other Non-Profit Organizations.
[3] Non-Capital includes, but is not limited to, expenses related to Building Maintenance, Grounds & Landscaping Maintenance, Non-Capitalizable Equipment and other Professional Services.

PROJECT TITLE: SOUTH COUNTY DRINKING WATER FACILITY PH1 - ONE WATER
PROJECT NUMBER: C32012000
CIE REQUIREMENTS: Y
LEVEL OF SERVICE IMPACT: F
PROGRAM: WATER ENTERPRISE

PROJECT DESCRIPTION:
Design and construction a new water treatment facility located on County-owned property near the intersection of Balm Riverview Road and County Road 672. The new facility will enhance service reliability and redundancy, increase water pressure in the south service area and will provide additional flow for increased future demand.

Neighborhood Community Area:
Balm

OPERATING COST IMPACT:
Impact on annual operating and maintenance costs is to be determined.

PROJECT COMPLETION DATE: Dec 2029

Sources of Funds (in $000s)	Total Estimated Sources	Prior Funding	FY 27 Carryforward	FY 27 Additional	FY 28	FY 29	FY 30	FY 31	Future
ARP Funds	$0	$0	$0	$0	$0	$0	$0	$0	$0
CDBG-DR	0	0	0	0	0	0	0	0	0
Enterprise Fees	6,834	2	4,732	0	2,100	0	0	0	0
Financing	182,830	0	0	182,830	0	0	0	0	0
Grants & County Match	0	0	0	0	0	0	0	0	0
Impact Fees	13,192	250	12,605	337	0	0	0	0	0
Other	0	0	0	0	0	0	0	0	0
Undetermined	0	0	0	0	0	0	0	0	0
Subtotal FY 27			$17,337	$183,167					
Total	**$202,856**	**$252**	**$200,504**		**$2,100**	**$0**	**$0**	**$0**	**$0**

Uses of Funds (in $000s)	Total Estimated Cost	Prior Expenses	FY 27 Carryforward	FY 27 Additional	FY 28	FY 29	FY 30	FY 31	Future
Capital [1]	$202,856	$252	$17,337	$183,167	$2,100	$0	$0	$0	$0
Contributions [2]	0	0	0	0	0	0	0	0	0
Non-Capital [3]	0	0	0	0	0	0	0	0	0
Subtotal FY 27			$17,337	$183,167					
Total	**$202,856**	**$252**	**$200,504**		**$2,100**	**$0**	**$0**	**$0**	**$0**

[1] Capital includes, but is not limited to, expenses related to capitalizable Development, Design, Land Acquisition, Equipment, Construction and Administration required to complete the project.
[2] Contributions includes, but is not limited to, funding through an agreement to other Government Agencies, Youth Organizations, Cultural Service Organizations and other Non-Profit Organizations.
[3] Non-Capital includes, but is not limited to, expenses related to Building Maintenance, Grounds & Landscaping Maintenance, Non-Capitalizable Equipment and other Professional Services.

PROJECT TITLE: **PROJECT NUMBER: C32018000**

SOUTH COUNTY DRINKING WATER FACILITY PH2 - ONE WATER

CIE REQUIREMENTS: Y

LEVEL OF SERVICE IMPACT: F **PROGRAM: WATER ENTERPRISE**

PROJECT DESCRIPTION:

This project represents a future expansion of the South County Drinking Water Facility beyond the Phase 1 planning horizon.

OPERATING COST IMPACT:

Impact on annual operating and maintenance costs is to be determined.

PROJECT COMPLETION DATE: TBD

Neighborhood Community Area:

Balm

Sources of Funds (in $000s)	Total Estimated Sources	Prior Funding	FY 27 Carryforward	FY 27 Additional	FY 28	FY 29	FY 30	FY 31	Future
ARP Funds	$0	$0	$0	$0	$0	$0	$0	$0	$0
CDBG-DR	0	0	0	0	0	0	0	0	0
Enterprise Fees	0	0	0	0	0	0	0	0	0
Financing	135,800	0	0	0	0	0	0	0	135,800
Grants & County Match	0	0	0	0	0	0	0	0	0
Impact Fees	0	0	0	0	0	0	0	0	0
Other	0	0	0	0	0	0	0	0	0
Undetermined	0	0	0	0	0	0	0	0	0
Subtotal FY 27			$0	$0					
Total	**$135,800**	**$0**	**$0**		**$0**	**$0**	**$0**	**$0**	**$135,800**

Uses of Funds (in $000s)	Total Estimated Cost	Prior Expenses	FY 27 Carryforward	FY 27 Additional	FY 28	FY 29	FY 30	FY 31	Future
Capital [1]	$135,800	$0	$0	$0	$0	$0	$0	$0	$135,800
Contributions [2]	0	0	0	0	0	0	0	0	0
Non-Capital [3]	0	0	0	0	0	0	0	0	0
Subtotal FY 27			$0	$0					
Total	**$135,800**	**$0**	**$0**		**$0**	**$0**	**$0**	**$0**	**$135,800**

[1] Capital includes, but is not limited to, expenses related to capitalizable Development, Design, Land Acquisition, Equipment, Construction and Administration required to complete the project.

[2] Contributions includes, but is not limited to, funding through an agreement to other Government Agencies, Youth Organizations, Cultural Service Organizations and other Non-Profit Organizations.

[3] Non-Capital includes, but is not limited to, expenses related to Building Maintenance, Grounds & Landscaping Maintenance, Non-Capitalizable Equipment and other Professional Services.

PROJECT TITLE: **PROJECT NUMBER: C32013000**

SOUTH COUNTY DRINKING WATER TRANSMISSION MAIN - ONE WATER

CIE REQUIREMENTS: Y

LEVEL OF SERVICE IMPACT: F **PROGRAM: WATER ENTERPRISE**

PROJECT DESCRIPTION:

Design and construction of approximately 10.7 miles of 42-inch and 48-inch diameter drinking water transmission main that will connect the Lithia Water Treatment Plant to the existing water distribution system at U.S Highway 301. This project will enhance service reliability and improve water pressure in the south service area.

OPERATING COST IMPACT:

Impact on annual operating and maintenance costs is to be determined.

PROJECT COMPLETION DATE: Apr 2027

Neighborhood Community Area:

Balm

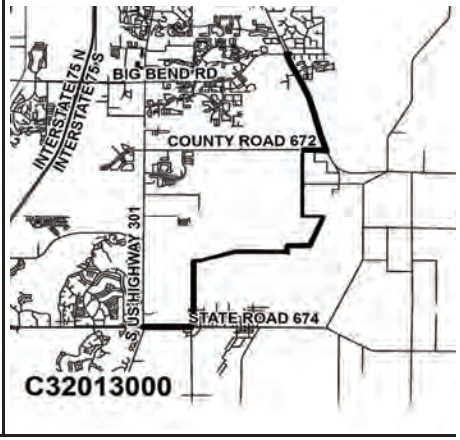

Sources of Funds (in $000s)	Total Estimated Sources	Prior Funding	FY 27 Carryforward	FY 27 Additional	FY 28	FY 29	FY 30	FY 31	Future
ARP Funds	$0	$0	$0	$0	$0	$0	$0	$0	$0
CDBG-DR	0	0	0	0	0	0	0	0	0
Enterprise Fees	2,759	1,216	1,243	300	0	0	0	0	0
Financing	130,709	130,709	0	0	0	0	0	0	0
Grants & County Match	0	0	0	0	0	0	0	0	0
Impact Fees	0	0	0	0	0	0	0	0	0
Other	0	0	0	0	0	0	0	0	0
Undetermined	0	0	0	0	0	0	0	0	0
Subtotal FY 27			$1,243	$300					
Total	**$133,468**	**$131,925**	**$1,543**		**$0**	**$0**	**$0**	**$0**	**$0**

Uses of Funds (in $000s)	Total Estimated Cost	Prior Expenses	FY 27 Carryforward	FY 27 Additional	FY 28	FY 29	FY 30	FY 31	Future
Capital [1]	$133,468	$131,925	$1,243	$300	$0	$0	$0	$0	$0
Contributions [2]	0	0	0	0	0	0	0	0	0
Non-Capital [3]	0	0	0	0	0	0	0	0	0
Subtotal FY 27			$1,243	$300					
Total	**$133,468**	**$131,925**	**$1,543**		**$0**	**$0**	**$0**	**$0**	**$0**

[1] Capital includes, but is not limited to, expenses related to capitalizable Development, Design, Land Acquisition, Equipment, Construction and Administration required to complete the project.

[2] Contributions includes, but is not limited to, funding through an agreement to other Government Agencies, Youth Organizations, Cultural Service Organizations and other Non-Profit Organizations.

[3] Non-Capital includes, but is not limited to, expenses related to Building Maintenance, Grounds & Landscaping Maintenance, Non-Capitalizable Equipment and other Professional Services.

PROJECT TITLE: **PROJECT NUMBER: C32028000**

SOUTH COUNTY DRINKING WATER TRANSMISSION MAIN EXTENSION

CIE REQUIREMENTS: Y

LEVEL OF SERVICE IMPACT: F **PROGRAM: WATER ENTERPRISE**

PROJECT DESCRIPTION:

Install transmission main that extends from existing South County Drinking Water Transmission Main

OPERATING COST IMPACT:

Impact on annual operating and maintenance costs is to be determined.

PROJECT COMPLETION DATE: TBD

Neighborhood Community Area:

Balm

Sources of Funds (in $000s)	Total Estimated Sources	Prior Funding	FY 27 Carryforward	FY 27 Additional	FY 28	FY 29	FY 30	FY 31	Future
ARP Funds	$0	$0	$0	$0	$0	$0	$0	$0	$0
CDBG-DR	0	0	0	0	0	0	0	0	0
Enterprise Fees	0	0	0	0	0	0	0	0	0
Financing	75,000	0	0	0	0	0	0	0	75,000
Grants & County Match	0	0	0	0	0	0	0	0	0
Impact Fees	0	0	0	0	0	0	0	0	0
Other	0	0	0	0	0	0	0	0	0
Undetermined	0	0	0	0	0	0	0	0	0
Subtotal FY 27			$0	$0					
Total	**$75,000**	**$0**	**$0**		**$0**	**$0**	**$0**	**$0**	**$75,000**

Uses of Funds (in $000s)	Total Estimated Cost	Prior Expenses	FY 27 Carryforward	FY 27 Additional	FY 28	FY 29	FY 30	FY 31	Future
Capital [1]	$75,000	$0	$0	$0	$0	$0	$0	$0	$75,000
Contributions [2]	0	0	0	0	0	0	0	0	0
Non-Capital [3]	0	0	0	0	0	0	0	0	0
Subtotal FY 27			$0	$0					
Total	**$75,000**	**$0**	**$0**		**$0**	**$0**	**$0**	**$0**	**$75,000**

[1] Capital includes, but is not limited to, expenses related to capitalizable Development, Design, Land Acquisition, Equipment, Construction and Administration required to complete the project.

[2] Contributions includes, but is not limited to, funding through an agreement to other Government Agencies, Youth Organizations, Cultural Service Organizations and other Non-Profit Organizations.

[3] Non-Capital includes, but is not limited to, expenses related to Building Maintenance, Grounds & Landscaping Maintenance, Non-Capitalizable Equipment and other Professional Services.

PROJECT TITLE: **PROJECT NUMBER: C10301000**

SOUTH COUNTY ONE WATER CAMPUS AWWTF

CIE REQUIREMENTS: Y

LEVEL OF SERVICE IMPACT: F **PROGRAM: WATER ENTERPRISE**

PROJECT DESCRIPTION:

Design and construction of a new Regional Wastewater Treatment Facility in the South County Service Area to provide additional wastewater treatment capacity. The new facility is needed to meet increasing wastewater demands due to continuing population growth in the South County Area.

OPERATING COST IMPACT:

Impact on annual operating and maintenance costs is to be determined.

PROJECT COMPLETION DATE: Jun 2031

Neighborhood Community Area:

Balm

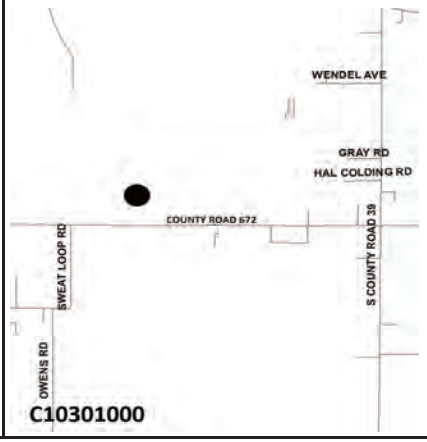

Sources of Funds (in $000s)	Total Estimated Sources	Prior Funding	FY 27 Carryforward	FY 27 Additional	FY 28	FY 29	FY 30	FY 31	Future
ARP Funds	$0	$0	$0	$0	$0	$0	$0	$0	$0
CDBG-DR	0	0	0	0	0	0	0	0	0
Enterprise Fees	11,400	5,036	564	4,200	0	1,600	0	0	0
Financing	824,986	26,356	788,830	0	9,800	0	0	0	0
Grants & County Match	300	0	300	0	0	0	0	0	0
Impact Fees	24,100	17,781	6,319	0	0	0	0	0	0
Other	0	0	0	0	0	0	0	0	0
Undetermined	0	0	0	0	0	0	0	0	0
Subtotal FY 27			$796,013	$4,200					
Total	**$860,786**	**$49,173**	**$800,213**		**$9,800**	**$1,600**	**$0**	**$0**	**$0**

Uses of Funds (in $000s)	Total Estimated Cost	Prior Expenses	FY 27 Carryforward	FY 27 Additional	FY 28	FY 29	FY 30	FY 31	Future
Capital [1]	$860,786	$49,173	$796,013	$4,200	$9,800	$1,600	$0	$0	$0
Contributions [2]	0	0	0	0	0	0	0	0	0
Non-Capital [3]	0	0	0	0	0	0	0	0	0
Subtotal FY 27			$796,013	$4,200					
Total	**$860,786**	**$49,173**	**$800,213**		**$9,800**	**$1,600**	**$0**	**$0**	**$0**

[1] Capital includes, but is not limited to, expenses related to capitalizable Development, Design, Land Acquisition, Equipment, Construction and Administration required to complete the project.

[2] Contributions includes, but is not limited to, funding through an agreement to other Government Agencies, Youth Organizations, Cultural Service Organizations and other Non-Profit Organizations.

[3] Non-Capital includes, but is not limited to, expenses related to Building Maintenance, Grounds & Landscaping Maintenance, Non-Capitalizable Equipment and other Professional Services.

PROJECT TITLE: **PROJECT NUMBER: C10308000**

SOUTH COUNTY RECLAIMED WATER PIPELINE CORRIDOR - ONE WATER

CIE REQUIREMENTS: Y

LEVEL OF SERVICE IMPACT: E **PROGRAM: WATER ENTERPRISE**

PROJECT DESCRIPTION:

Design and construction of a reclaimed water main to convey treated wastewater effluent or reclaimed water from the new One Water Campus AWWTF to the existing South-Central reclaimed water distribution system.

OPERATING COST IMPACT:

Impact on annual operating and maintenance costs is to be determined.

PROJECT COMPLETION DATE: Jun 2031

Neighborhood Community Area:

Balm

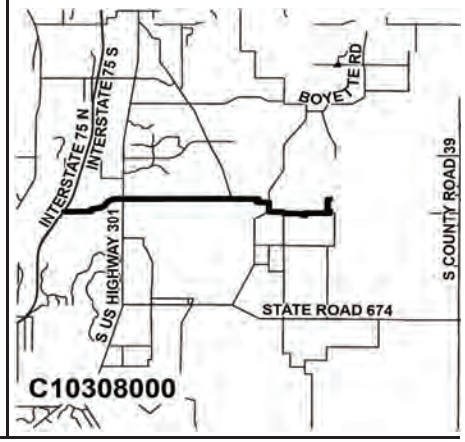

Sources of Funds (in $000s)	Total Estimated Sources	Prior Funding	FY 27 Carryforward	FY 27 Additional	FY 28	FY 29	FY 30	FY 31	Future
ARP Funds	$0	$0	$0	$0	$0	$0	$0	$0	$0
CDBG-DR	0	0	0	0	0	0	0	0	0
Enterprise Fees	28,522	8,806	17,466	1,250	1,000	0	0	0	0
Financing	124,131	14,301	84,329	25,500	0	0	0	0	0
Grants & County Match	0	0	0	0	0	0	0	0	0
Impact Fees	0	0	0	0	0	0	0	0	0
Other	0	0	0	0	0	0	0	0	0
Undetermined	0	0	0	0	0	0	0	0	0
Subtotal FY 27			$101,796	$26,750					
Total	**$152,653**	**$23,107**	**$128,546**		**$1,000**	**$0**	**$0**	**$0**	**$0**

Uses of Funds (in $000s)	Total Estimated Cost	Prior Expenses	FY 27 Carryforward	FY 27 Additional	FY 28	FY 29	FY 30	FY 31	Future
Capital [1]	$152,650	$23,104	$101,796	$26,750	$1,000	$0	$0	$0	$0
Contributions [2]	0	0	0	0	0	0	0	0	0
Non-Capital [3]	3	3	0	0	0	0	0	0	0
Subtotal FY 27			$101,796	$26,750					
Total	**$152,653**	**$23,107**	**$128,546**		**$1,000**	**$0**	**$0**	**$0**	**$0**

[1] Capital includes, but is not limited to, expenses related to capitalizable Development, Design, Land Acquisition, Equipment, Construction and Administration required to complete the project.

[2] Contributions includes, but is not limited to, funding through an agreement to other Government Agencies, Youth Organizations, Cultural Service Organizations and other Non-Profit Organizations.

[3] Non-Capital includes, but is not limited to, expenses related to Building Maintenance, Grounds & Landscaping Maintenance, Non-Capitalizable Equipment and other Professional Services.

PROJECT TITLE: **PROJECT NUMBER: C10309000**

SOUTH COUNTY WASTEWATER PIPELINE CORRIDOR - ONE WATER

CIE REQUIREMENTS: Y

LEVEL OF SERVICE IMPACT: F **PROGRAM: WATER ENTERPRISE**

PROJECT DESCRIPTION:

Design and construction of a new force main to convey wastewater flow from a portion of the existing South-Central wastewater system to the new One Water Campus AWWTF.

OPERATING COST IMPACT:

No significant change in annual operating costs is anticipated.

PROJECT COMPLETION DATE: Jun 2031

Neighborhood Community Area:

Ruskin

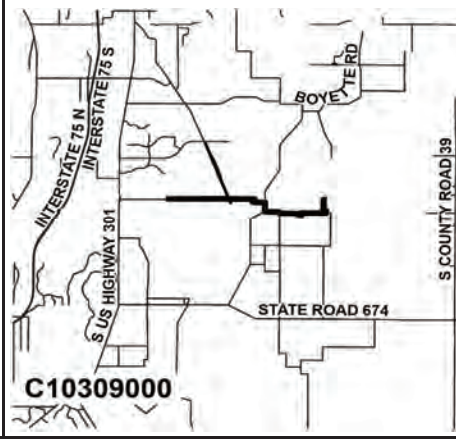

Sources of Funds (in $000s)	Total Estimated Sources	Prior Funding	FY 27 Carryforward	FY 27 Additional	FY 28	FY 29	FY 30	FY 31	Future
ARP Funds	$0	$0	$0	$0	$0	$0	$0	$0	$0
CDBG-DR	0	0	0	0	0	0	0	0	0
Enterprise Fees	3,250	414	586	1,250	1,000	0	0	0	0
Financing	117,062	15,915	126,647	(25,500)	0	0	0	0	0
Grants & County Match	0	0	0	0	0	0	0	0	0
Impact Fees	12,630	7,113	5,517	0	0	0	0	0	0
Other	0	0	0	0	0	0	0	0	0
Undetermined	0	0	0	0	0	0	0	0	0
Subtotal FY 27			$132,750	($24,250)					
Total	**$132,942**	**$23,442**	**$108,500**		**$1,000**	**$0**	**$0**	**$0**	**$0**

Uses of Funds (in $000s)	Total Estimated Cost	Prior Expenses	FY 27 Carryforward	FY 27 Additional	FY 28	FY 29	FY 30	FY 31	Future
Capital [1]	$132,942	$23,442	$132,750	($24,250)	$1,000	$0	$0	$0	$0
Contributions [2]	0	0	0	0	0	0	0	0	0
Non-Capital [3]	0	0	0	0	0	0	0	0	0
Subtotal FY 27			$132,750	($24,250)					
Total	**$132,942**	**$23,442**	**$108,500**		**$1,000**	**$0**	**$0**	**$0**	**$0**

[1] Capital includes, but is not limited to, expenses related to capitalizable Development, Design, Land Acquisition, Equipment, Construction and Administration required to complete the project.

[2] Contributions includes, but is not limited to, funding through an agreement to other Government Agencies, Youth Organizations, Cultural Service Organizations and other Non-Profit Organizations.

[3] Non-Capital includes, but is not limited to, expenses related to Building Maintenance, Grounds & Landscaping Maintenance, Non-Capitalizable Equipment and other Professional Services.

PROJECT TITLE: **PROJECT NUMBER: C10259000**

SOUTH HILLSBOROUGH AQUIFER RECHARGE PROGRAM (SHARP)

CIE REQUIREMENTS: Y

LEVEL OF SERVICE IMPACT: M **PROGRAM: WATER ENTERPRISE**

PROJECT DESCRIPTION:

In the future, surface water discharges will be limited and/or eliminated due to TMDLs and/or Numeric Nutrient Criteria restrictions. Aquifer Recharge (AR) is another area where reclaimed water can be used to reduce discharges. Added benefit of AR can be, no new customer required, a salinity barrier created to limit salt water intrusion, potential groundwater credits, and a wet weather sink for reclaimed water. An existing ASR well located near the Port Red Wing outfall has been proposed to be the test well for this project. SWFWMD is onboard with this project and cofunding is likely. This is a pilot project using one well and surrounding monitoring wells. The results from this project are to outline the feasibility of additional AR wells and the discovery of regulatory or environmental affects that would not allow AR to move forward, or under what circumstances/ costa that AR could work.

OPERATING COST IMPACT:

No significant change in annual operating costs is anticipated.

PROJECT COMPLETION DATE: Dec 2027

Neighborhood Community Area:

Apollo Beach, Ruskin

Sources of Funds (in $000s)	Total Estimated Sources	Prior Funding	FY 27 Carryforward	FY 27 Additional	FY 28	FY 29	FY 30	FY 31	Future
ARP Funds	$0	$0	$0	$0	$0	$0	$0	$0	$0
CDBG-DR	0	0	0	0	0	0	0	0	0
Enterprise Fees	20,806	19,198	1,608	0	0	0	0	0	0
Financing	0	0	0	0	0	0	0	0	0
Grants & County Match	0	0	0	0	0	0	0	0	0
Impact Fees	0	0	0	0	0	0	0	0	0
Other	0	0	0	0	0	0	0	0	0
Undetermined	0	0	0	0	0	0	0	0	0
Subtotal FY 27			$1,608	$0					
Total	**$20,806**	**$19,198**	**$1,608**		**$0**	**$0**	**$0**	**$0**	**$0**

Uses of Funds (in $000s)	Total Estimated Cost	Prior Expenses	FY 27 Carryforward	FY 27 Additional	FY 28	FY 29	FY 30	FY 31	Future
Capital [1]	$20,806	$19,198	$1,608	$0	$0	$0	$0	$0	$0
Contributions [2]	0	0	0	0	0	0	0	0	0
Non-Capital [3]	0	0	0	0	0	0	0	0	0
Subtotal FY 27			$1,608	$0					
Total	**$20,806**	**$19,198**	**$1,608**		**$0**	**$0**	**$0**	**$0**	**$0**

[1] Capital includes, but is not limited to, expenses related to capitalizable Development, Design, Land Acquisition, Equipment, Construction and Administration required to complete the project.

[2] Contributions includes, but is not limited to, funding through an agreement to other Government Agencies, Youth Organizations, Cultural Service Organizations and other Non-Profit Organizations.

[3] Non-Capital includes, but is not limited to, expenses related to Building Maintenance, Grounds & Landscaping Maintenance, Non-Capitalizable Equipment and other Professional Services.

PROJECT TITLE: **PROJECT NUMBER: C32014000**

TAMPA BAY WATER TRANSMISSION MAIN

CIE REQUIREMENTS: Y

LEVEL OF SERVICE IMPACT: E **PROGRAM: WATER ENTERPRISE**

PROJECT DESCRIPTION:

In conjunction with Tampa Bay Water, construct a new water transmission main for delivery. The project will include a new interconnect with TBW at the proposed South County Drinking Water Facility.

OPERATING COST IMPACT:

No significant change in annual operating costs is anticipated.

PROJECT COMPLETION DATE: Dec 2029

Neighborhood Community Area:

Brandon, Riverview, Boyette, Balm

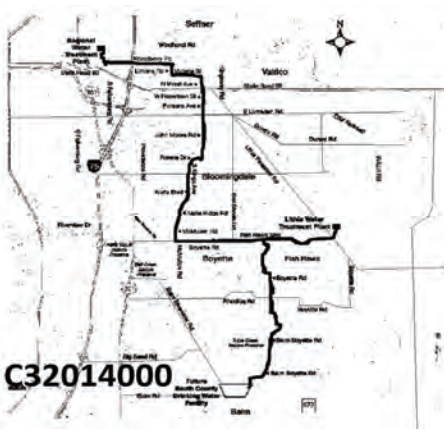

Sources of Funds (in $000s)	Total Estimated Sources	Prior Funding	FY 27 Carryforward	FY 27 Additional	FY 28	FY 29	FY 30	FY 31	Future
ARP Funds	$0	$0	$0	$0	$0	$0	$0	$0	$0
CDBG-DR	0	0	0	0	0	0	0	0	0
Enterprise Fees	133,442	75,042	0	30,000	28,400	0	0	0	0
Financing	0	0	0	0	0	0	0	0	0
Grants & County Match	0	0	0	0	0	0	0	0	0
Impact Fees	0	0	0	0	0	0	0	0	0
Other	0	0	0	0	0	0	0	0	0
Undetermined	0	0	0	0	0	0	0	0	0
Subtotal FY 27			$0	$30,000					
Total	**$133,442**	**$75,042**	**$30,000**		**$28,400**	**$0**	**$0**	**$0**	**$0**

Uses of Funds (in $000s)	Total Estimated Cost	Prior Expenses	FY 27 Carryforward	FY 27 Additional	FY 28	FY 29	FY 30	FY 31	Future
Capital [1]	$88,400	$30,000	$0	$30,000	$28,400	$0	$0	$0	$0
Contributions [2]	45,042	45,042	0	0	0	0	0	0	0
Non-Capital [3]	0	0	0	0	0	0	0	0	0
Subtotal FY 27			$0	$30,000					
Total	**$133,442**	**$75,042**	**$30,000**		**$28,400**	**$0**	**$0**	**$0**	**$0**

[1] Capital includes, but is not limited to, expenses related to capitalizable Development, Design, Land Acquisition, Equipment, Construction and Administration required to complete the project.

[2] Contributions includes, but is not limited to, funding through an agreement to other Government Agencies, Youth Organizations, Cultural Service Organizations and other Non-Profit Organizations.

[3] Non-Capital includes, but is not limited to, expenses related to Building Maintenance, Grounds & Landscaping Maintenance, Non-Capitalizable Equipment and other Professional Services.

PROJECT TITLE: **PROJECT NUMBER: C10322000**

UNIVERSITY AREA SEPTIC TO SEWER INNOVATION AREA

CIE REQUIREMENTS: Y

LEVEL OF SERVICE IMPACT: F **PROGRAM: WATER ENTERPRISE**

PROJECT DESCRIPTION:

The proposed funding for the Program will be used to pay for residential and commercial hook-up.

OPERATING COST IMPACT:

Impact on annual operating and maintenance costs is to be determined.

PROJECT COMPLETION DATE: TBD

Neighborhood Community Area:

University Area Community

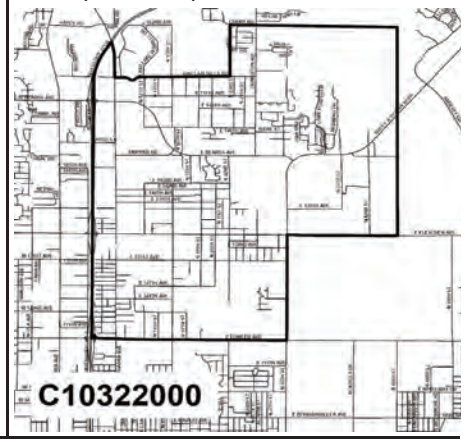

Sources of Funds (in $000s)	Total Estimated Sources	Prior Funding	FY 27 Carryforward	FY 27 Additional	FY 28	FY 29	FY 30	FY 31	Future
ARP Funds	$0	$0	$0	$0	$0	$0	$0	$0	$0
CDBG-DR	0	0	0	0	0	0	0	0	0
Enterprise Fees	0	0	0	0	0	0	0	0	0
Financing	45,000	0	0	0	0	0	0	0	45,000
Grants & County Match	0	0	0	0	0	0	0	0	0
Impact Fees	0	0	0	0	0	0	0	0	0
Other	0	0	0	0	0	0	0	0	0
Undetermined	0	0	0	0	0	0	0	0	0
Subtotal FY 27			$0	$0					
Total	**$45,000**	**$0**	**$0**		**$0**	**$0**	**$0**	**$0**	**$45,000**

Uses of Funds (in $000s)	Total Estimated Cost	Prior Expenses	FY 27 Carryforward	FY 27 Additional	FY 28	FY 29	FY 30	FY 31	Future
Capital [1]	$45,000	$0	$0	$0	$0	$0	$0	$0	$45,000
Contributions [2]	0	0	0	0	0	0	0	0	0
Non-Capital [3]	0	0	0	0	0	0	0	0	0
Subtotal FY 27			$0	$0					
Total	**$45,000**	**$0**	**$0**		**$0**	**$0**	**$0**	**$0**	**$45,000**

[1] Capital includes, but is not limited to, expenses related to capitalizable Development, Design, Land Acquisition, Equipment, Construction and Administration required to complete the project.

[2] Contributions includes, but is not limited to, funding through an agreement to other Government Agencies, Youth Organizations, Cultural Service Organizations and other Non-Profit Organizations.

[3] Non-Capital includes, but is not limited to, expenses related to Building Maintenance, Grounds & Landscaping Maintenance, Non-Capitalizable Equipment and other Professional Services.

PROJECT TITLE: **PROJECT NUMBER: C10317000**

UNIVERSITY AREA SEPTIC TO SEWER INNOVATION AREA - ARP ACT 3 FUNDS

CIE REQUIREMENTS: Y

LEVEL OF SERVICE IMPACT: F **PROGRAM: WATER ENTERPRISE**

PROJECT DESCRIPTION:

The proposed funding for the Program will be used to pay for residential and commercial hook-up charges for water and sewer in the University Area.

OPERATING COST IMPACT:

Impact on annual operating and maintenance costs is to be determined.

PROJECT COMPLETION DATE: Dec 2026

Neighborhood Community Area:

University Area Community

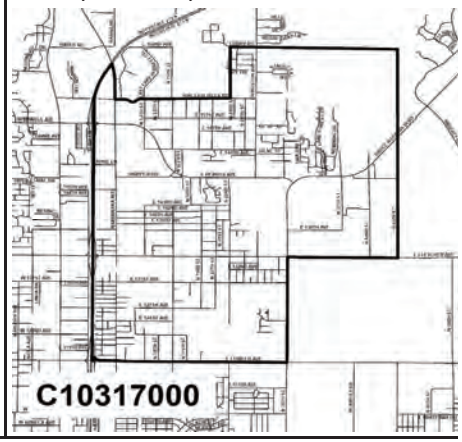

Sources of Funds (in $000s)	Total Estimated Sources	Prior Funding	FY 27 Carryforward	FY 27 Additional	FY 28	FY 29	FY 30	FY 31	Future
ARP Funds	$1,417	$1,349	$68	$0	$0	$0	$0	$0	$0
CDBG-DR	0	0	0	0	0	0	0	0	0
Enterprise Fees	0	0	0	0	0	0	0	0	0
Financing	0	0	0	0	0	0	0	0	0
Grants & County Match	0	0	0	0	0	0	0	0	0
Impact Fees	0	0	0	0	0	0	0	0	0
Other	0	0	0	0	0	0	0	0	0
Undetermined	0	0	0	0	0	0	0	0	0
Subtotal FY 27			$68	$0					
Total	**$1,417**	**$1,349**	**$68**		**$0**	**$0**	**$0**	**$0**	**$0**

Uses of Funds (in $000s)	Total Estimated Cost	Prior Expenses	FY 27 Carryforward	FY 27 Additional	FY 28	FY 29	FY 30	FY 31	Future
Capital [1]	$1,417	$1,349	$68	$0	$0	$0	$0	$0	$0
Contributions [2]	0	0	0	0	0	0	0	0	0
Non-Capital [3]	0	0	0	0	0	0	0	0	0
Subtotal FY 27			$68	$0					
Total	**$1,417**	**$1,349**	**$68**		**$0**	**$0**	**$0**	**$0**	**$0**

[1] Capital includes, but is not limited to, expenses related to capitalizable Development, Design, Land Acquisition, Equipment, Construction and Administration required to complete the project.

[2] Contributions includes, but is not limited to, funding through an agreement to other Government Agencies, Youth Organizations, Cultural Service Organizations and other Non-Profit Organizations.

[3] Non-Capital includes, but is not limited to, expenses related to Building Maintenance, Grounds & Landscaping Maintenance, Non-Capitalizable Equipment and other Professional Services.

PROJECT TITLE:
UTILITY RELOCATION (MP)
CIE REQUIREMENTS: Y
LEVEL OF SERVICE IMPACT: M

PROJECT NUMBER: C31945000

PROGRAM: WATER ENTERPRISE

PROJECT DESCRIPTION:
Public Utilities owns and operates miles of piping located in County, State and privately owned property. We are required to relocate our facilities for the convenience of the property owner by local, state and federal laws under certain circumstances. This CIP is the funding source for this required effort. Typical projects include relocating pipelines that are impacted by County and FDOT roadway and drainage improvements.

OPERATING COST IMPACT:
No significant change in annual operating costs is anticipated.

PROJECT COMPLETION DATE: Ongoing

Neighborhood Community Area:
Countywide

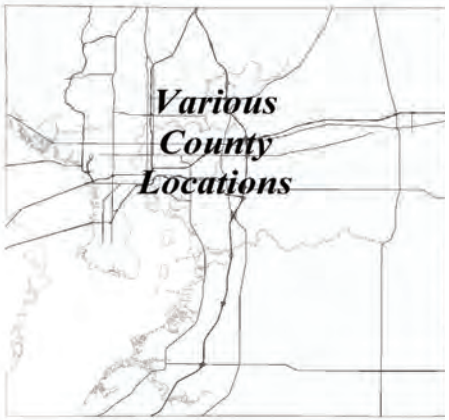

Sources of Funds (in $000s)	Total Estimated Sources	Prior Funding	FY 27 Carryforward	FY 27 Additional	FY 28	FY 29	FY 30	FY 31	Future
ARP Funds	$0	$0	$0	$0	$0	$0	$0	$0	$0
CDBG-DR	0	0	0	0	0	0	0	0	0
Enterprise Fees	137,515	56,172	24,575	10,000	5,305	5,500	5,630	5,771	24,562
Financing	0	0	0	0	0	0	0	0	0
Grants & County Match	0	0	0	0	0	0	0	0	0
Impact Fees	0	0	0	0	0	0	0	0	0
Other	0	0	0	0	0	0	0	0	0
Undetermined	0	0	0	0	0	0	0	0	0
Subtotal FY 27			$24,575	$10,000					
Total	**$137,515**	**$56,172**	**$34,575**		**$5,305**	**$5,500**	**$5,630**	**$5,771**	**$24,562**

Uses of Funds (in $000s)	Total Estimated Cost	Prior Expenses	FY 27 Carryforward	FY 27 Additional	FY 28	FY 29	FY 30	FY 31	Future
Capital [1]	$137,515	$56,172	$24,575	$10,000	$5,305	$5,500	$5,630	$5,771	$24,562
Contributions [2]	0	0	0	0	0	0	0	0	0
Non-Capital [3]	0	0	0	0	0	0	0	0	0
Subtotal FY 27			$24,575	$10,000					
Total	**$137,515**	**$56,172**	**$34,575**		**$5,305**	**$5,500**	**$5,630**	**$5,771**	**$24,562**

[1] Capital includes, but is not limited to, expenses related to capitalizable Development, Design, Land Acquisition, Equipment, Construction and Administration required to complete the project.
[2] Contributions includes, but is not limited to, funding through an agreement to other Government Agencies, Youth Organizations, Cultural Service Organizations and other Non-Profit Organizations.
[3] Non-Capital includes, but is not limited to, expenses related to Building Maintenance, Grounds & Landscaping Maintenance, Non-Capitalizable Equipment and other Professional Services.

PROJECT TITLE:
VALRICO ENERGY ENHANCEMENTS
CIE REQUIREMENTS: Y
LEVEL OF SERVICE IMPACT: E

PROJECT NUMBER: C10290000

PROGRAM: WATER ENTERPRISE

PROJECT DESCRIPTION:
Design and construct a solar panel and battery system to provide supplemental power to the Valrico AWTF. PUD is exploring alternative energy sources both to save money on power costs and reduce the carbon footprint of its facilities.

OPERATING COST IMPACT:
No significant change in annual operating costs is anticipated.

PROJECT COMPLETION DATE: TBD

Neighborhood Community Area:
Valrico

Sources of Funds (in $000s)	Total Estimated Sources	Prior Funding	FY 27 Carryforward	FY 27 Additional	FY 28	FY 29	FY 30	FY 31	Future
ARP Funds	$0	$0	$0	$0	$0	$0	$0	$0	$0
CDBG-DR	0	0	0	0	0	0	0	0	0
Enterprise Fees	226	226	0	0	0	0	0	0	0
Financing	0	0	0	0	0	0	0	0	0
Grants & County Match	2,500	0	0	0	0	0	0	0	2,500
Impact Fees	0	0	0	0	0	0	0	0	0
Other	0	0	0	0	0	0	0	0	0
Undetermined	0	0	0	0	0	0	0	0	0
Subtotal FY 27			$0	$0					
Total	**$2,726**	**$226**	**$0**		**$0**	**$0**	**$0**	**$0**	**$2,500**

Uses of Funds (in $000s)	Total Estimated Cost	Prior Expenses	FY 27 Carryforward	FY 27 Additional	FY 28	FY 29	FY 30	FY 31	Future
Capital [1]	$2,726	$226	$0	$0	$0	$0	$0	$0	$2,500
Contributions [2]	0	0	0	0	0	0	0	0	0
Non-Capital [3]	0	0	0	0	0	0	0	0	0
Subtotal FY 27			$0	$0					
Total	**$2,726**	**$226**	**$0**		**$0**	**$0**	**$0**	**$0**	**$2,500**

[1] Capital includes, but is not limited to, expenses related to capitalizable Development, Design, Land Acquisition, Equipment, Construction and Administration required to complete the project.
[2] Contributions includes, but is not limited to, funding through an agreement to other Government Agencies, Youth Organizations, Cultural Service Organizations and other Non-Profit Organizations.
[3] Non-Capital includes, but is not limited to, expenses related to Building Maintenance, Grounds & Landscaping Maintenance, Non-Capitalizable Equipment and other Professional Services.

PROJECT TITLE:
VALRICO EQUALIZATION BASIN
CIE REQUIREMENTS: Y
LEVEL OF SERVICE IMPACT: E

PROJECT NUMBER: C10291000

PROGRAM: WATER ENTERPRISE

PROJECT DESCRIPTION:
Design and installation of a closed equalization tank at the Valrico Advanced Wastewater Treatment Facility. The tank will function between the headworks and the annox basin and will be sized to keep an maintain a constant flow through the plant. It may include aeration for odor control and mixing. A biological facility will operate more efficiently with a steady flow. Currently, influent flows follow a diurnal pattern with two peaks per day. These are also the maximum points of power usage for aeration and UV disinfection. An equalizatoin tank will store flow during high flow periods and feed it to the plant during lower flow periods, so that the plant is fed at a more constant rate. This will stabilize power usage, sludge production, and other processes saving money on power costs.

OPERATING COST IMPACT:
No significant change in annual operating costs is anticipated.

PROJECT COMPLETION DATE: Post Construction

Neighborhood Community Area:
Valrico

Sources of Funds (in $000s)	Total Estimated Sources	Prior Funding	FY 27 Carryforward	FY 27 Additional	FY 28	FY 29	FY 30	FY 31	Future
ARP Funds	$0	$0	$0	$0	$0	$0	$0	$0	$0
CDBG-DR	0	0	0	0	0	0	0	0	0
Enterprise Fees	356	251	105	0	0	0	0	0	0
Financing	341	341	0	0	0	0	0	0	0
Grants & County Match	0	0	0	0	0	0	0	0	0
Impact Fees	0	0	0	0	0	0	0	0	0
Other	0	0	0	0	0	0	0	0	0
Undetermined	0	0	0	0	0	0	0	0	0
Subtotal FY 27			$105	$0					
Total	**$698**	**$593**	**$105**		**$0**	**$0**	**$0**	**$0**	**$0**

Uses of Funds (in $000s)	Total Estimated Cost	Prior Expenses	FY 27 Carryforward	FY 27 Additional	FY 28	FY 29	FY 30	FY 31	Future
Capital [1]	$698	$593	$105	$0	$0	$0	$0	$0	$0
Contributions [2]	0	0	0	0	0	0	0	0	0
Non-Capital [3]	0	0	0	0	0	0	0	0	0
Subtotal FY 27			$105	$0					
Total	**$698**	**$593**	**$105**		**$0**	**$0**	**$0**	**$0**	**$0**

[1] Capital includes, but is not limited to, expenses related to capitalizable Development, Design, Land Acquisition, Equipment, Construction and Administration required to complete the project.
[2] Contributions includes, but is not limited to, funding through an agreement to other Government Agencies, Youth Organizations, Cultural Service Organizations and other Non-Profit Organizations.
[3] Non-Capital includes, but is not limited to, expenses related to Building Maintenance, Grounds & Landscaping Maintenance, Non-Capitalizable Equipment and other Professional Services.

PROJECT TITLE:
VALRICO IMPROVEMENTS
CIE REQUIREMENTS: Y
LEVEL OF SERVICE IMPACT: F

PROJECT NUMBER: C10338000

PROGRAM: WATER ENTERPRISE

PROJECT DESCRIPTION:
Improve the Valrico Facility permitted capacity

OPERATING COST IMPACT:
No significant change in annual operating costs is anticipated.

PROJECT COMPLETION DATE: Dec 2030

Neighborhood Community Area:
Valrico

Sources of Funds (in $000s)	Total Estimated Sources	Prior Funding	FY 27 Carryforward	FY 27 Additional	FY 28	FY 29	FY 30	FY 31	Future
ARP Funds	$0	$0	$0	$0	$0	$0	$0	$0	$0
CDBG-DR	0	0	0	0	0	0	0	0	0
Enterprise Fees	62,000	1,393	31,932	0	13,675	15,000	0	0	0
Financing	0	0	0	0	0	0	0	0	0
Grants & County Match	0	0	0	0	0	0	0	0	0
Impact Fees	0	0	0	0	0	0	0	0	0
Other	0	0	0	0	0	0	0	0	0
Undetermined	0	0	0	0	0	0	0	0	0
Subtotal FY 27			$31,932	$0					
Total	**$62,000**	**$1,393**	**$31,932**		**$13,675**	**$15,000**	**$0**	**$0**	**$0**

Uses of Funds (in $000s)	Total Estimated Cost	Prior Expenses	FY 27 Carryforward	FY 27 Additional	FY 28	FY 29	FY 30	FY 31	Future
Capital [1]	$62,000	$1,393	$31,932	$0	$13,675	$15,000	$0	$0	$0
Contributions [2]	0	0	0	0	0	0	0	0	0
Non-Capital [3]	0	0	0	0	0	0	0	0	0
Subtotal FY 27			$31,932	$0					
Total	**$62,000**	**$1,393**	**$31,932**		**$13,675**	**$15,000**	**$0**	**$0**	**$0**

[1] Capital includes, but is not limited to, expenses related to capitalizable Development, Design, Land Acquisition, Equipment, Construction and Administration required to complete the project.
[2] Contributions includes, but is not limited to, funding through an agreement to other Government Agencies, Youth Organizations, Cultural Service Organizations and other Non-Profit Organizations.
[3] Non-Capital includes, but is not limited to, expenses related to Building Maintenance, Grounds & Landscaping Maintenance, Non-Capitalizable Equipment and other Professional Services.

PROJECT TITLE:
VALRICO IMPROVEMENTS (ADDITIONAL CAPACITY)
CIE REQUIREMENTS: Y
LEVEL OF SERVICE IMPACT: F

PROJECT NUMBER: C10337000

PROGRAM: WATER ENTERPRISE

PROJECT DESCRIPTION:
Improve the Valrico Facility scope beyond the original 3 MGD

OPERATING COST IMPACT:
No significant change in annual operating costs is anticipated.

PROJECT COMPLETION DATE: TBD

Neighborhood Community Area:
Valrico

Sources of Funds (in $000s)	Total Estimated Sources	Prior Funding	FY 27 Carryforward	FY 27 Additional	FY 28	FY 29	FY 30	FY 31	Future
ARP Funds	$0	$0	$0	$0	$0	$0	$0	$0	$0
CDBG-DR	0	0	0	0	0	0	0	0	0
Enterprise Fees	0	0	0	0	0	0	0	0	0
Financing	105,000	0	0	0	0	0	0	0	105,000
Grants & County Match	0	0	0	0	0	0	0	0	0
Impact Fees	0	0	0	0	0	0	0	0	0
Other	0	0	0	0	0	0	0	0	0
Undetermined	0	0	0	0	0	0	0	0	0
Subtotal FY 27			$0	$0					
Total	**$105,000**	**$0**	**$0**		**$0**	**$0**	**$0**	**$0**	**$105,000**

Uses of Funds (in $000s)	Total Estimated Cost	Prior Expenses	FY 27 Carryforward	FY 27 Additional	FY 28	FY 29	FY 30	FY 31	Future
Capital [1]	$105,000	$0	$0	$0	$0	$0	$0	$0	$105,000
Contributions [2]	0	0	0	0	0	0	0	0	0
Non-Capital [3]	0	0	0	0	0	0	0	0	0
Subtotal FY 27			$0	$0					
Total	**$105,000**	**$0**	**$0**		**$0**	**$0**	**$0**	**$0**	**$105,000**

[1] Capital includes, but is not limited to, expenses related to capitalizable Development, Design, Land Acquisition, Equipment, Construction and Administration required to complete the project.
[2] Contributions includes, but is not limited to, funding through an agreement to other Government Agencies, Youth Organizations, Cultural Service Organizations and other Non-Profit Organizations.
[3] Non-Capital includes, but is not limited to, expenses related to Building Maintenance, Grounds & Landscaping Maintenance, Non-Capitalizable Equipment and other Professional Services.

PROJECT TITLE:
VAN DYKE FLOW DIVERSION (PUMP STATION AND PIPELINE)
CIE REQUIREMENTS: Y
LEVEL OF SERVICE IMPACT: F

PROJECT NUMBER: C10339000

PROGRAM: WATER ENTERPRISE

PROJECT DESCRIPTION:
This project consists of design and construction of a pump station and associated force main. It will be capable of transferring the flow of the Van Dyke Wastewater Treatment Facility to the Northwest Regional Water Reclamation Facility.

OPERATING COST IMPACT:
No significant change in annual operating costs is anticipated.

PROJECT COMPLETION DATE: Jul 2031

Neighborhood Community Area:
Lutz

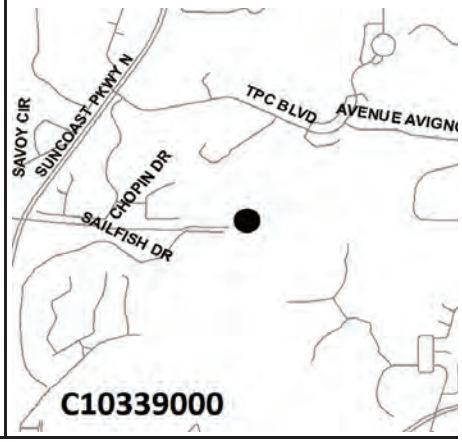

Sources of Funds (in $000s)	Total Estimated Sources	Prior Funding	FY 27 Carryforward	FY 27 Additional	FY 28	FY 29	FY 30	FY 31	Future
ARP Funds	$0	$0	$0	$0	$0	$0	$0	$0	$0
CDBG-DR	0	0	0	0	0	0	0	0	0
Enterprise Fees	2,000	0	0	2,000	0	0	0	0	0
Financing	84,000	0	0	0	23,000	61,000	0	0	0
Grants & County Match	0	0	0	0	0	0	0	0	0
Impact Fees	0	0	0	0	0	0	0	0	0
Other	0	0	0	0	0	0	0	0	0
Undetermined	0	0	0	0	0	0	0	0	0
Subtotal FY 27			$0	$2,000					
Total	**$86,000**	**$0**	**$2,000**		**$23,000**	**$61,000**	**$0**	**$0**	**$0**

Uses of Funds (in $000s)	Total Estimated Cost	Prior Expenses	FY 27 Carryforward	FY 27 Additional	FY 28	FY 29	FY 30	FY 31	Future
Capital [1]	$86,000	$0	$0	$2,000	$23,000	$61,000	$0	$0	$0
Contributions [2]	0	0	0	0	0	0	0	0	0
Non-Capital [3]	0	0	0	0	0	0	0	0	0
Subtotal FY 27			$0	$2,000					
Total	**$86,000**	**$0**	**$2,000**		**$23,000**	**$61,000**	**$0**	**$0**	**$0**

[1] Capital includes, but is not limited to, expenses related to capitalizable Development, Design, Land Acquisition, Equipment, Construction and Administration required to complete the project.
[2] Contributions includes, but is not limited to, funding through an agreement to other Government Agencies, Youth Organizations, Cultural Service Organizations and other Non-Profit Organizations.
[3] Non-Capital includes, but is not limited to, expenses related to Building Maintenance, Grounds & Landscaping Maintenance, Non-Capitalizable Equipment and other Professional Services.

PROJECT TITLE:
VAN DYKE IMMEDIATE FACILITY IMPROVEMENTS
CIE REQUIREMENTS: Y
LEVEL OF SERVICE IMPACT: F

PROJECT NUMBER: C10300000

PROGRAM: WATER ENTERPRISE

PROJECT DESCRIPTION:
This project consists of improvements to the Van Dyke facility.

Neighborhood Community Area:
Lutz

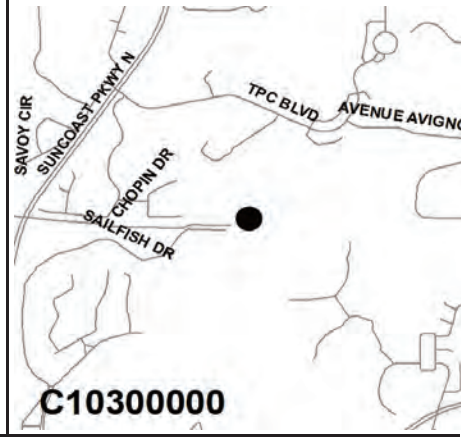

OPERATING COST IMPACT:
No significant change in annual operating costs is anticipated.

PROJECT COMPLETION DATE: Jul 2031

Sources of Funds (in $000s)	Total Estimated Sources	Prior Funding	FY 27 Carryforward	FY 27 Additional	FY 28	FY 29	FY 30	FY 31	Future
ARP Funds	$0	$0	$0	$0	$0	$0	$0	$0	$0
CDBG-DR	0	0	0	0	0	0	0	0	0
Enterprise Fees	8,326	3,865	4,461	0	0	0	0	0	0
Financing	0	0	0	0	0	0	0	0	0
Grants & County Match	0	0	0	0	0	0	0	0	0
Impact Fees	0	0	0	0	0	0	0	0	0
Other	0	0	0	0	0	0	0	0	0
Undetermined	0	0	0	0	0	0	0	0	0
Subtotal FY 27			$4,461	$0					
Total	**$8,326**	**$3,865**	**$4,461**		**$0**	**$0**	**$0**	**$0**	**$0**

Uses of Funds (in $000s)	Total Estimated Cost	Prior Expenses	FY 27 Carryforward	FY 27 Additional	FY 28	FY 29	FY 30	FY 31	Future
Capital [1]	$8,326	$3,865	$4,461	$0	$0	$0	$0	$0	$0
Contributions [2]	0	0	0	0	0	0	0	0	0
Non-Capital [3]	0	0	0	0	0	0	0	0	0
Subtotal FY 27			$4,461	$0					
Total	**$8,326**	**$3,865**	**$4,461**		**$0**	**$0**	**$0**	**$0**	**$0**

[1] Capital includes, but is not limited to, expenses related to capitalizable Development, Design, Land Acquisition, Equipment, Construction and Administration required to complete the project.
[2] Contributions includes, but is not limited to, funding through an agreement to other Government Agencies, Youth Organizations, Cultural Service Organizations and other Non-Profit Organizations.
[3] Non-Capital includes, but is not limited to, expenses related to Building Maintenance, Grounds & Landscaping Maintenance, Non-Capitalizable Equipment and other Professional Services.

PROJECT TITLE:
WATERS AVE FORCEMAIN REPLACEMENT
CIE REQUIREMENTS: Y
LEVEL OF SERVICE IMPACT: F

PROJECT NUMBER: C10323000

PROGRAM: WATER ENTERPRISE

PROJECT DESCRIPTION:
Replace approximately 22,000 feet of the existing 24-inch force main along Waters Avenue. The new pipeline will be constructed within the existing road right-of-way, extending from west of N. Manhattan Avenue to Sheldon Road.

Neighborhood Community Area:
Town and Country

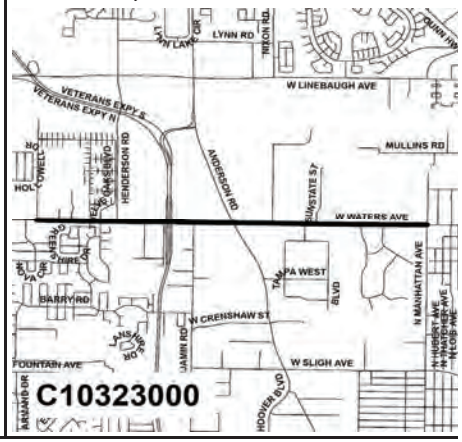

OPERATING COST IMPACT:
Impact on annual operating and maintenance costs is to be determined.

PROJECT COMPLETION DATE: Dec 2028

Sources of Funds (in $000s)	Total Estimated Sources	Prior Funding	FY 27 Carryforward	FY 27 Additional	FY 28	FY 29	FY 30	FY 31	Future
ARP Funds	$0	$0	$0	$0	$0	$0	$0	$0	$0
CDBG-DR	0	0	0	0	0	0	0	0	0
Enterprise Fees	59,649	1,753	24,747	33,149	0	0	0	0	0
Financing	0	0	0	0	0	0	0	0	0
Grants & County Match	0	0	0	0	0	0	0	0	0
Impact Fees	0	0	0	0	0	0	0	0	0
Other	0	0	0	0	0	0	0	0	0
Undetermined	0	0	0	0	0	0	0	0	0
Subtotal FY 27			$24,747	$33,149					
Total	**$59,649**	**$1,753**	**$57,896**		**$0**	**$0**	**$0**	**$0**	**$0**

Uses of Funds (in $000s)	Total Estimated Cost	Prior Expenses	FY 27 Carryforward	FY 27 Additional	FY 28	FY 29	FY 30	FY 31	Future
Capital [1]	$59,649	$1,753	$24,747	$33,149	$0	$0	$0	$0	$0
Contributions [2]	0	0	0	0	0	0	0	0	0
Non-Capital [3]	0	0	0	0	0	0	0	0	0
Subtotal FY 27			$24,747	$33,149					
Total	**$59,649**	**$1,753**	**$57,896**		**$0**	**$0**	**$0**	**$0**	**$0**

[1] Capital includes, but is not limited to, expenses related to capitalizable Development, Design, Land Acquisition, Equipment, Construction and Administration required to complete the project.
[2] Contributions includes, but is not limited to, funding through an agreement to other Government Agencies, Youth Organizations, Cultural Service Organizations and other Non-Profit Organizations.
[3] Non-Capital includes, but is not limited to, expenses related to Building Maintenance, Grounds & Landscaping Maintenance, Non-Capitalizable Equipment and other Professional Services.

PROJECT TITLE:
WILLIAMS RD FORCEMAIN EXTENSION
CIE REQUIREMENTS: Y
LEVEL OF SERVICE IMPACT: F

PROJECT NUMBER: C10324000

PROGRAM: WATER ENTERPRISE

PROJECT DESCRIPTION:
Construction of a 12-in FM from Williams Rd PS to Sligh Ave. South portion of 12-in FM runs from Williams & Sligh under I-75 and I-4 to MLK Blvd & Falkenburg Rd.

OPERATING COST IMPACT:
Impact on annual operating and maintenance costs is to be determined.

PROJECT COMPLETION DATE: TBD

Neighborhood Community Area:
Seffner Mango

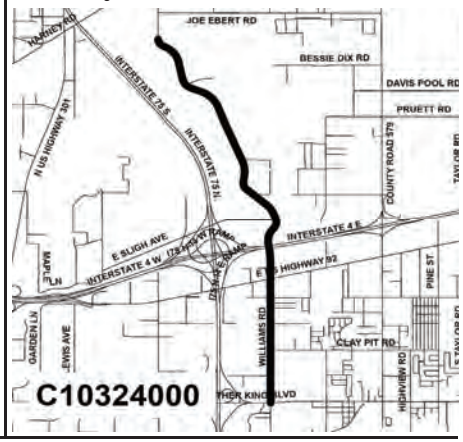

Sources of Funds (in $000s)	Total Estimated Sources	Prior Funding	FY 27 Carryforward	FY 27 Additional	FY 28	FY 29	FY 30	FY 31	Future
ARP Funds	$0	$0	$0	$0	$0	$0	$0	$0	$0
CDBG-DR	0	0	0	0	0	0	0	0	0
Enterprise Fees	8,200	2	3,998	700	0	3,500	0	0	0
Financing	14,500	0	0	0	0	0	0	14,500	0
Grants & County Match	0	0	0	0	0	0	0	0	0
Impact Fees	0	0	0	0	0	0	0	0	0
Other	0	0	0	0	0	0	0	0	0
Undetermined	0	0	0	0	0	0	0	0	0
Subtotal FY 27			$3,998	$700					
Total	**$22,700**	**$2**	**$4,698**		**$0**	**$3,500**	**$0**	**$14,500**	**$0**

Uses of Funds (in $000s)	Total Estimated Cost	Prior Expenses	FY 27 Carryforward	FY 27 Additional	FY 28	FY 29	FY 30	FY 31	Future
Capital [1]	$22,700	$2	$3,998	$700	$0	$3,500	$0	$14,500	$0
Contributions [2]	0	0	0	0	0	0	0	0	0
Non-Capital [3]	0	0	0	0	0	0	0	0	0
Subtotal FY 27			$3,998	$700					
Total	**$22,700**	**$2**	**$4,698**		**$0**	**$3,500**	**$0**	**$14,500**	**$0**

[1] Capital includes, but is not limited to, expenses related to capitalizable Development, Design, Land Acquisition, Equipment, Construction and Administration required to complete the project.
[2] Contributions includes, but is not limited to, funding through an agreement to other Government Agencies, Youth Organizations, Cultural Service Organizations and other Non-Profit Organizations.
[3] Non-Capital includes, but is not limited to, expenses related to Building Maintenance, Grounds & Landscaping Maintenance, Non-Capitalizable Equipment and other Professional Services.

PROJECT TITLE:
WILLIAMS RD POTABLE WATER MAIN
CIE REQUIREMENTS: Y
LEVEL OF SERVICE IMPACT: F

PROJECT NUMBER: C32026000

PROGRAM: WATER ENTERPRISE

PROJECT DESCRIPTION:
Install approximately 2.5 miles of pipe to maintain water pressure in north portion of potable system.

OPERATING COST IMPACT:
Impact on annual operating and maintenance costs is to be determined.

PROJECT COMPLETION DATE: TBD

Neighborhood Community Area:
Seffner Mango

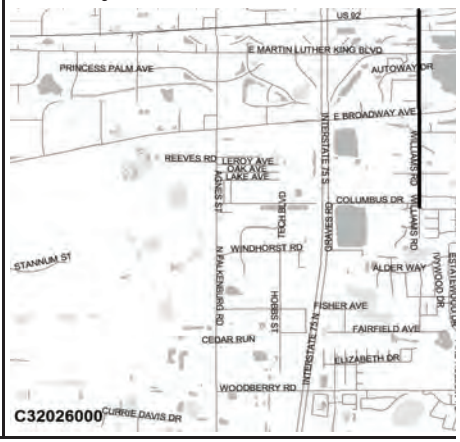

Sources of Funds (in $000s)	Total Estimated Sources	Prior Funding	FY 27 Carryforward	FY 27 Additional	FY 28	FY 29	FY 30	FY 31	Future
ARP Funds	$0	$0	$0	$0	$0	$0	$0	$0	$0
CDBG-DR	0	0	0	0	0	0	0	0	0
Enterprise Fees	10,000	0	0	1,000	9,000	0	0	0	0
Financing	0	0	0	0	0	0	0	0	0
Grants & County Match	0	0	0	0	0	0	0	0	0
Impact Fees	0	0	0	0	0	0	0	0	0
Other	0	0	0	0	0	0	0	0	0
Undetermined	0	0	0	0	0	0	0	0	0
Subtotal FY 27			$0	$1,000					
Total	**$10,000**	**$0**	**$1,000**		**$9,000**	**$0**	**$0**	**$0**	**$0**

Uses of Funds (in $000s)	Total Estimated Cost	Prior Expenses	FY 27 Carryforward	FY 27 Additional	FY 28	FY 29	FY 30	FY 31	Future
Capital [1]	$10,000	$0	$0	$1,000	$9,000	$0	$0	$0	$0
Contributions [2]	0	0	0	0	0	0	0	0	0
Non-Capital [3]	0	0	0	0	0	0	0	0	0
Subtotal FY 27			$0	$1,000					
Total	**$10,000**	**$0**	**$1,000**		**$9,000**	**$0**	**$0**	**$0**	**$0**

[1] Capital includes, but is not limited to, expenses related to capitalizable Development, Design, Land Acquisition, Equipment, Construction and Administration required to complete the project.
[2] Contributions includes, but is not limited to, funding through an agreement to other Government Agencies, Youth Organizations, Cultural Service Organizations and other Non-Profit Organizations.
[3] Non-Capital includes, but is not limited to, expenses related to Building Maintenance, Grounds & Landscaping Maintenance, Non-Capitalizable Equipment and other Professional Services.

Hillsborough County Florida

For more information, contact the Management & Budget Department
(813) 272-5890 • HCFL.gov/Budget

Appendix



Hillsborough County Florida

For more information, contact the Management & Budget Department
(813) 272-5890 • HCFL.gov/Budget

PROJECTS WITH FUTURE FUNDING SOURCE TO BE DETERMINED

Project Number	Project Title	Amount (in thousands)
C69649000	Lithia Pinecrest Road Corridor Improvements (Fishhawk Blvd to Lumsden Ave)	$225,100
C69646000	Van Dyke Road Corridor Improvements (Gunn Hwy to East of Whirley Rd)	100,500
Total Transportation		**$325,600**
	GRAND TOTAL	**$325,600**

Note: At BOCC discretion, future determinations of alternate funding or possible overall funding reductions for specific projects will be based on project prioritization and available options.

HILLSBOROUGH COUNTY
ESTIMATED CIP OPERATING COST IMPACT DETAIL
FY 27 - FY 31

PROJECT NUMBER	OPERATING FUND	PROJECT TITLE	OPER. DATE	NEW POSITIONS	FY 27	FY 28	FY 29	FY 30	FY 31	TOTAL FY 27 - FY 31
FIRE SERVICES										
C91224000	MSTU	AIRPORT INDUSTRIAL FIRE STATION #49	Mar-29	35	$0	$0	$3,850,000	$6,600,000	$6,600,000	$17,050,000
C91228000	MSTU	FIRE RESCUE UNIT ADDITIONS	Sep-27	108	9,800,000	16,400,000	16,400,000	16,400,000	16,400,000	75,400,000
C91219000	MSTU/GEN FUND	FIRE RESCUE/EMERGENCY MANAGEMENT WAREHOUSE	Feb-27	0	53,333	80,000	80,000	80,000	80,000	373,333
C91221000	MSTU	PROGRESS VILLAGE SOUTH FIRE STATION #48	Nov-26	24	3,575,000	3,900,000	3,900,000	3,900,000	3,900,000	19,175,000
C91229000	MSTU	RACE TRACK ROAD FIRE STATION #50	Oct-29	20	0	0	0	4,000,000	4,000,000	8,000,000
C91218000	MSTU	SUN CITY NORTH FIRE STATION #47	Nov-26	21	2,750,000	3,000,000	3,000,000	3,000,000	3,000,000	14,750,000
		TOTAL FIRE SERVICES		208	$16,178,333	$23,380,000	$27,230,000	$33,980,000	$33,980,000	$134,748,333
GOVERNMENT FACILITIES										
C77886000	GEN FUND	AFRICAN AMERICAN ARTS & CULTURAL CENTER	TBD	TBD	$0	TBD	TBD	TBD	TBD	$0
C77841000	MSTU/GEN FUND	EMERGENCY GENERATORS AT VARIOUS LOCATIONS	Ongoing	0	68,000	68,000	68,000	68,000	68,000	340,000
C77897000	GEN FUND	JAIL MAINTENANCE	Ongoing	0	TBD	TBD	TBD	TBD	TBD	0
C77921000	GEN FUND	MEDICAL EXAMINER FACILITY EXPANSION	Apr-30	0	0	0	0	TBD	TBD	0
C77922000	GEN FUND	PET RESOURCES FACILITY REPLACEMENT	TBD	TBD	0	TBD	TBD	TBD	TBD	0
C77920000	MSTU/GEN FUND	SHERIFF'S OPERATIONS CENTER RELOCATION	TBD	0	0	TBD	TBD	TBD	TBD	0
C77889000	MSTU/GEN FUND	SOLAR PROJECTS VARIOUS BUILDINGS PHASE 2 (MP)	Ongoing	0	TBD	TBD	TBD	TBD	TBD	0
C77918000	GEN FUND	TAX COLLECTOR CAPITAL IMPROVEMENTS	TBD	0	0	TBD	TBD	TBD	TBD	0
		TOTAL GOVERNMENT FACILITIES		0	$68,000	$68,000	$68,000	$68,000	$68,000	$340,000
LIBRARY SERVICES										
C76033000	LIBRARY FD	BRANDON LIBRARY REPLACEMENT	Mar-28	0	$0	$641,667	$1,100,000	$1,100,000	$1,100,000	$3,941,667
C76047000	LIBRARY FD	FISHHAWK LIBRARY	Mar-29	12	0	0	875,000	1,500,000	1,500,000	3,875,000
C76045000	LIBRARY FD	THONOTOSASSA LIBRARY REPLACEMENT	Jun-28	0	0	272,333	817,000	817,000	817,000	2,723,333
C76055000	LIBRARY FD	WIMAUMA NEW LIBRARY/COMMUNITY CENTER	TBD	TBD	0	TBD	TBD	TBD	TBD	0
		TOTAL LIBRARY SERVICES		12	$0	$914,000	$2,792,000	$3,417,000	$3,417,000	$10,540,000
PARKS FACILITIES										
C83232000	MSTU	BRANCHTON REGIONAL PARK	Various	0	$90,000	$90,000	$90,000	$90,000	$90,000	$450,000
C83247000	MSTU	EG SIMMONS / ECO TOURISM	Various	0	15,000	15,000	15,000	15,000	15,000	75,000
C83650000	MSTU	KENLY PARK SPLASH PAD	Oct-26	0	0	85,000	85,000	85,000	85,000	340,000
C80324000	MSTU	SOUTHSHORE SPORTSPLEX	Various	0	250,000	250,000	250,000	250,000	250,000	1,250,000
C83643000	MSTU	THONOTOSASSA PARK IMPROVEMENT/EXPANSION	Jun-28	0	0	18,333	55,000	55,000	55,000	183,333
		TOTAL PARKS FACILITIES		0	$355,000	$458,333	$495,000	$495,000	$495,000	$2,298,333

HILLSBOROUGH COUNTY
ESTIMATED CIP OPERATING COST IMPACT DETAIL
FY 27 - FY 31

PROJECT NUMBER	OPERATING FUND	PROJECT TITLE	OPER. DATE	NEW POSITIONS	FY 27	FY 28	FY 29	FY 30	FY 31	TOTAL FY 27 - FY 31
STORMWATER PROGRAM										
C46142000	MSTU	CULVERT RENEWAL & REPLACEMENT PROGRAM (MP)	Ongoing	0	$204,730	$204,730	$204,730	$204,730	$204,730	$1,023,650
C46193000	MSTU	CULVERT REPLACEMENTS - CDBG-DR (MP)	Ongoing	0	304,340	304,340	304,340	304,340	304,340	1,521,700
C46190000	MSTU	CULVERT UPGRADE AND ENHANCEMENT (MP)	Ongoing	0	9,860	9,860	9,860	9,860	9,860	49,300
C46148000	MSTU	CULVERTS RENEWAL & REPLACEMENT PROGRAM (MP)	Ongoing	0	35,000	355,000	675,000	995,000	995,000	3,055,000
C46194000	MSTU	DITCH AND SIDEDRAIN RESTORATION - CDBG-DR (MP)	Ongoing	0	450,000	450,000	450,000	450,000	450,000	2,250,000
C46191000	MSTU	DRAINAGE IMPROVEMENTS - CDBG-DR (MP)	Ongoing	0	232,470	232,470	232,470	232,470	232,470	1,162,350
C46132000	MSTU	MAJOR NEIGHBORHOOD DRAINAGE IMPROVEMENTS (MP)	Ongoing	0	23,490	23,490	23,490	23,490	23,490	117,450
C46145000	MSTU	NEIGHBORHOOD DRAINAGE CAPITAL IMPROVEMENTS (MP)	Ongoing	0	157,100	230,100	295,100	355,100	350,100	1,387,500
C46185000	MSTU	PROGRESS VILLAGE REGIONAL DRAINAGE IMPR-ARP ACT 3 FUNDS	Dec-26	0	136,500	163,800	163,800	163,800	163,800	791,700
C46192000	MSTU	STORMWATER PUMP STATIONS - CDBG-DR (MP)	Ongoing	0	66,360	66,360	66,360	66,360	66,360	331,800
C46137000	MSTU	WATERSHED DRAINAGE IMPROVEMENTS (MP)	Ongoing	0	38,800	58,800	78,800	269,800	389,800	836,000
		TOTAL STORMWATER PROGRAM		0	$1,658,650	$2,098,950	$2,503,950	$3,074,950	$3,189,950	$12,526,450
TRANSPORTATION PROGRAM										
C69602000	TRUST FUNDS	ADVANCED TRAFFIC MANAGEMENT SYSTEM IMPRVMNT PROGRAM	Ongoing	0	$450,000	$450,000	$450,000	$450,000	$450,000	$2,250,000
C69600000	TRUST FUNDS	INTERSECTION IMPROVEMENT PROGRAM	Ongoing	0	100,000	100,000	100,000	100,000	100,000	500,000
C69601000	TRUST FUNDS	NEW AND IMPROVED SIGNALIZATION PROGRAM	Ongoing	0	100,000	100,000	100,000	100,000	100,000	500,000
		TOTAL TRANSPORTATION PROGRAM		0	$650,000	$650,000	$650,000	$650,000	$650,000	$3,250,000
WATER ENTERPRISE										
C10280000	UTIL FEES	CROSBY ROAD FORCE MAIN	Jun-27	0	$8,667	$26,000	$26,000	$26,000	$26,000	$112,667
C31978000	UTIL FEES	PUBLIC UTILITIES TELEMETRY/DATA NETWORK & SUPPORT PROG	Ongoing	0	50,000	50,000	50,000	50,000	50,000	250,000
C19017000	UTIL FEES	RWTM EXTENSIONS TO NEW AND EXISTING CUSTOMERS	Ongoing	0	1,200	1,200	1,200	1,200	1,200	6,000
		TOTAL WATER ENTERPRISE		0	$59,867	$77,200	$77,200	$77,200	$77,200	$368,667
		TOTAL ALL PROGRAMS		220	$18,969,850	$27,646,483	$33,816,150	$41,762,150	$41,877,150	$164,071,783

TBD - To be Determined

CAPITAL BUDGET
Major Repair, Renovation, Replacement and Maintenance (R3M) Program
Proposed FY 27 Project List

Project and Sub-Project Titles	Cost Estimate
CM12000000 - Countywide R3M Program*	
Calhoun Head Start Hvac	$100,000
Camp Bayou Various Repairs & Renovations	150,000
CC 27Th Floor Cao Renovations	90,670
CELM Admin Renovations	150,000
CELM Cockroach Bay Renovations	150,000
Code Enforcement & Pheonix House Fence Replacement	51,868
Coop Extension Training Center Hvac-Construction	137,700
Coop Extension Warehouse Hvac Replacement	40,472
Cooperative Extension Training Center Roof Replacement	150,000
Edgecomb Courthouse Lighting Controls 3Rd Floor	150,000
Edgecomb Courthouse Lighting Controls 5Th Floor	107,000
Falkenburg Warehouse Clerk Records Breakroom	150,000
Falkenburg Warehouse Clerk Records Restrooms	150,000
Falkenburg Warehouse Old Sheriff ID Restrooms	150,000
Flatwoods Park Trail Asphalt Repairs	75,000
Fleet Central Hvac Replacement-Design	18,600
Haven Poe Int/Ext Lighting Replacement	100,000
JB Sargeants Roof Replacements	100,000
Medical Examiner Chiller Controls Repairs	150,000
Medical Examiner Potable Water Pump Repairs	50,000
Mort Head Start Renovations	141,862
Mort Head Start Septic Repl	34,753
Oaks Senior Center Roof Replacement	88,070
Old Palm River Fire 15 Station Renovations	150,000
Palm River Rec Center Exterior Repairs (windows and fascia replacements)	100,000

CAPITAL BUDGET
Major Repair, Renovation, Replacement and Maintenance (R3M) Program
Proposed FY 27 Project List

Project and Sub-Project Titles	Cost Estimate
Palm River Rec Center Restroom Renovations	100,000
Skyway Park Ballfield Fence Replacement	75,000
Skyway Various Renovations-Offic Windows	8,705
Southshore Community Resource Center Flooring Repl-Exercise Rooom	54,646
Step Down Facility Window Replacements	141,864
Tax Collector Falk Warehouse Breakroom	80,000
Tax Collector Falk Warehouse Restooms	100,000
Triple Creek Septic Replacement	30,000
Upper Tampa Bay Trail Asphalt Repairs	150,000
UTB Restroom Roofs	75,000
Victor Crist Annex Building Emergency Generator (R3M)	109,316
Sub Total	$3,660,526
Sub-Projects Completed Prior to FY 26	$23,938,691
Available for Future Projects	$22,835,789
Total Countywide R3M Program	**$50,435,006**

CM13000000 - Unincorporated R3M Program*

All Persons Splashpad Surfacing Repairs	$150,000
Apollo Bch Rec Interior Renovations-R3M	78,688
Bealsville Rec Interior Renovations	150,000
Bealsville Rec Window Replacements	100,000
Bloomingdale Ll Roof Replacements	91,736
Fr- Fs#12 Gibsonton Kitchen Cabinet Replacement	68,361
Fr- Psoc Water Hammer Repairs	60,600
Fs- Psoc Ups Hvac Replacement-Construction	117,171

CAPITAL BUDGET
Major Repair, Renovation, Replacement and Maintenance (R3M) Program
Proposed FY 27 Project List

Project and Sub-Project Titles	Cost Estimate
FS37 Providence Roof Replacement	75,000
FS38 River Oaks Kitchen Replacement	100,000
Mosquito Control Insectary and Lab Renovations	150,000
North Brandon Baseball Fence Replacement	100,000
Northdale Splash Pad Resurfacing	125,000
Pinecrest Football Restroom Renovations	50,000
Pk- All Peoples Life Center Hardening Study	97,693
Pk- Maint Unit 1 Ada Evaluation And Design	50,000
Psoc Ups Hvac Roof Top Hvac Replacement	100,000
Roy Haynes Recreation Flooring Replacement	35,000
Seffner Schoolhouse Roof Replacement	100,000
Tanner Park Fence Replacement	36,795
Victor Crist Center Lighting Controls Replacement	100,000
Sub Total	$1,936,044
Sub-Projects Completed Prior to FY 26	$18,957,097
Available for Future Projects	$7,107,056
Total Unincorporated R3M Program	**$28,000,197**

CM14000000 - Library R3M Program*

78Th Library Gutter Replacement	$75,243
78Th Library Roof Replacement	150,000
Bloomingdale Library Parking Lot Seal and Stripe	50,000
Germany Auditorium Exterior Waterproofing	150,000
Jan Platt Library Parking Lot Seal and Restripe	50,000
Jan Platt Library Reading Room Wainscot and Painting Project	50,000
Jimmie Keel Library Air Handlers & Controls Replacement-Design	25,000

CAPITAL BUDGET
Major Repair, Renovation, Replacement and Maintenance (R3M) Program
Proposed FY 27 Project List

Project and Sub-Project Titles	Cost Estimate
Library Tech Services Restroom Renovations	150,000
Maureen Gauzza Library Hvac Replacement Design	25,000
Maureen Guazza Library Parking Lot Renovations	75,000
Maureen Guazza Library Repaving	103,527
Seminole Library Parking Lot Seal and Stripe	40,000
Southshore Library Parking Lot Repave	150,000
Sub Total	$1,093,770
Sub-Projects Completed Prior to FY 26	$4,848,645
Available for Future Projects	$1,345,049
Total Library R3M Program	**$7,287,464**

CM15000000 - Boating Improvement R3M Program

New sub-projects will be added as they are identified	$0
Sub Total	$0
Sub-Projects Completed Prior to FY 26	$716,577
Available for Future Projects	$401,395
Total Boating Improvement R3M Program	**$1,117,972**

* Note: To ensure that funding is available to maintain existing facilities, the Board of County Commissioners sets aside a minimum of 1% of anticipated annual revenues in the Countywide General Fund, the Unincorporated Area General Fund and the Library District Fund. The FY 27, 1% - 2.5% allocations will generate approximately $24.7 million for Countywide General Fund, $9.8 million for the Unincorporated Area General Fund and $949,911 for the Library District Fund.

PUBLIC ART PROGRAM
ANNUAL PUBLIC ART PLAN - FY 27 - DRAFT
DRAFT - RECOMMENDED PROJECT LIST FOR AS APPROVED BY THE PUBLIC ART COMMITTEE ON APRIL 16, 2026

Title	FY26 PLAN	All Years Expenditures	Current Encumbrance as of 4/16/26	FY26 Expenditures (Actual & Planned)	FY26 Budget* Estimated Carryforward	FY27 Budget Adjustment	FY27 Plan * (Estimated Carryforward)	FY28 Future Funding	Project Objective	Completion Date
Project Reccommended to be Placed on Hold in FY27 Plan										
John Germany Library-Exterior Art	$0	$0		$0			$0	$150,000	Public Art on hold pending C76040000 renovation	TBD
African American Arts and Cultural Center Art	$0	$0		$0			$0	$150,000	Public Art to be located at the future African American Arts and Cultural Center, pending CIP C77886000 Construction Funding	TBD
Roundabout Art - Symmes Rd. & Eastbay Rd.	$150,000			$0		($150,000)	$0	$150,000	Exterior sculpture to be located in the roundabout at Symmes Rd. & Eastbay Rd. Roundabout substantial completion estimated 11/21/2029.	Jan-30
Roundabout Art - Durant & Miller	$148,500	($1,500)		$0	$147,000	($147,000)	$0	$148,500	Exterior sculpture to be located in the roundabout at Durant & Miller Rd. Prof Tousey sculpture selected. Roundabout substantial completion estimated 6/21/30	Dec-30
Reccommended Removal from FY27 Plan										
New Tampa Performing Art Center	$132,376	($132,376)		$0			$0		Exterior Sculpture located at the New Tampa Performing Art Center	COMPLETE
Town n Country Commons	$144,418	($123,215)	($978)	$0			$0		Exterior Sculpture at Town'N'Country Commons. In Project Closeout.	COMPLETE
Planning Unfunded Projects	$5,000			$0	$5,000	($5,000)	$0		Planning and design for future Public Art projects and projects added mid year to support BOCC requested projects.	TBD
Projects to Continue on FY27 Plan										
Admin/Restoration/Maint	$271,684	($176,551)	($35,701)	($35,701)	$23,731	$125,000	$396,684		Funds used on an as-needed basis, including Public Art collection valuations and Public Art Support Staff.	On-Going
Arts Collection (Rotating)	$1,000			$0			$1,000		Project funds used for art purchases for public areas of County Center and other County Facilities.	On-Going
Brandon Regional Library	$150,000	($4,500)	($750)	($750)	$144,000		$150,000		Exterior sculpture to be located at Brandon Library Replacement. Interior Artwork to be located in the Library.	Apr-28
Branchton Park	$147,750	($12,150)	($89,100)	($40,000)	$95,600		$147,750		Exterior Artwork for Branchton Park	Feb-27
Mural Projects	$70,000			($2,250)	$67,750		$70,000		Mural art at various areas across Hillsborough County.	On-Going
Roundabout Art - Armenia & Barclay	$150,000			($2,250)	$147,750		$150,000		Exterior sculpture to be located in the roundabout at Armenia Avenue and Barclay Road. Roundabout substantial completion estimated April 21, 2028.	Oct-28
Roundabout Art - Balm Riverview Rd. & Symmes Rd.	$147,750	($1,500)	($750)	($750)	$145,500		$147,750		Exterior sculpture to be located in roundabout at Balm Riverview Rd and Symmes Rd. Roundabout substantial completion estimate July 23, 2028.	Nov-28
Roundabout Art - Durant & Dover	$148,500	($14,500)	($82,000)	($9,700)	$124,300		$148,500		Exterior sculpture to be located in the roundabout at Durant/Little & Dover Rd. Ceres sculpture selected. Roundabout substantial completion estimated October 19, 2028.	Dec-28
Roundabout Art - Old Big Bend Rd & Bullfrog Creek	$150,000			($2,250)	$147,750		$150,000		Exterior sculpture to be located in the roundabout at Old Big Bend Rd. & Bullfrog Creek, as part of FDOT project. Roundabout complete.	Feb-28
Roundabout Art - Montague & Memorial	$135,000	($15,000)		($12,000)	$108,000		$135,000		Exterior abstract sculpture to be located in the roundabout at Montague Street and Memorial Hwy. Roundabout complete. - Recommended Artist Volkan $120,000	Oct-27
Salcines Statue Maintenance	$27,200			$0	$27,200		$27,200		Funds dedicated for annual maintenance of the Salcines statue located at the west entry of the Pierce Street Courthouse.	On-Going
Southshore Trailhead	$150,000	($3,000)	($125,000)	($12,500)	$134,500		$150,000		Exterior Sculpture to be located on County property at Shell Point Road at Southshore Trailhead/HCC. Agreement with Artist Volkan $125,000.	Jun-27

PUBLIC ART PROGRAM
ANNUAL PUBLIC ART PLAN - FY 27 - DRAFT
DRAFT - RECOMMENDED PROJECT LIST FOR AS APPROVED BY THE PUBLIC ART COMMITTEE ON APRIL 16, 2026

Title	FY26 PLAN	All Years Expenditures	Current Encumbrance as of 4/16/26	FY26 Expenditures (Actual & Planned)	FY26 Budget* Estimated Carryforward	FY27 Budget Adjustment	FY27 Plan * (Estimated Carryforward)	FY28 Future Funding	Project Objective	Completion Date
Thonotosassa Library and Park	$150,000	($3,750)	($750)	($750)	$145,500		$150,000		Exterior sculpture to be located at the Thonotosassa library and park site. Interior Artwork to be located in the Library.	Apr-28
Cross Creek Park Art	$150,000			($2,250)	$147,750		$150,000		Exterior Sculpture for the new Cross Creek Park	TBD
Southshore Sportsplex Art	$150,000			($2,250)	$147,750		$150,000		Exterior Sculpture for Southshore Sportsplex	TBD
Fishhawk Library Art	$150,000			$0	$150,000		$150,000		Public Art to be located at the future Fishhawk Library.	TBD
Public Defender - 700 Twiggs	$60,000			$0	$60,000		$60,000		Public Art to be located at the existing 700 Twiggs Building.	TBD
Subtotal Allocated to Existing Projects						**($177,000)**	**$2,333,884**	**$598,500**		
New Project Recommended to be Added in FY27										
Field House						$150,000	$150,000		Public Art to be located at the future Field House	TBD
Pat Frank Courthouse						$150,000	$150,000		Public Art to be located at the exisitng Pat Frank Courthouse	TBD
Subtotal Allocated to New Projects						**$300,000**	**$300,000**			

* The Public Art Program is a Master Project and the estimated budgets listed above are subject to adjustment based on selected art.

FIRE SERVICES PROGRAM MASTER PROJECTS

Sub-Project #	Sub-Project Title	Cost Estimate	Estimated Completion Date
C91207000 - Fire Station Hardening			
TBD	New sub-projects will be added as they are identified	TBD	TBD
	Sub Total	$0	
	Completed Subprojects Prior to FY 26	$1,116,236	
	Available for Future Projects	$721,175	
	Total Fire Station Hardening	$1,837,411	
C91217000 - Fire Station Restroom and Showers Renovations (R3M)			
00005	#6 Henderson Restrooms/Shower Renovations	$125,000	Sep-27
00006	#9 Sabal Restrooms/Shower Renovations	165,940	Sep-27
	Sub Total	$290,940	
	Completed Subprojects Prior to FY 26	$406,632	
	Available for Future Projects	$402,428	
	Total Fire Station Restroom and Showers Renovations (R3M)	$1,100,000	
C91208000 - Land Acquisition for New Fire Stations*			
TBD	Land acquired as parcels are identified	TBD	TBD
	Sub Total	$0	
	Completed Subprojects Prior to FY 26	$303,638	
	Available for Future Projects	$4,004,260	
	Total Land Acquisition for New Fire Stations *	$4,307,898	

**Master Program funding set aside for as needed funding for future land acquisitions.*

Sub-Project #	Sub-Project Title	Cost Estimate	Estimated Completion Date
C77910000 - Countywide Flooring Replacement (R3M)			
00006	Tax Collector Falkenburg	$100,000	Sep-26
00007	Pat Frank Courthouse-2nd floor	357,693	Sep-26
TBD	Brandon Regional Service Center	100,000	Sep-27
TBD	Plant City Courthouse	100,000	Sep-27
TBD	Hanna Rd Facility (Old EOC)	100,000	Sep-27
	Sub Total	$757,693	
	Completed Subprojects Prior to FY 26	$379,425	
	Available for Future Projects	$362,882	
	Total Countywide Flooring Replacement (R3M)	$1,500,000	
C77938000 - Countywide HVAC Replacements (R3M)			
00001	Brandon NSC Server Room HVAC Replacement	$26,979	Sep-26
00005	Pet Resources HVAC Replacement	750,000	Sep-27
00003	Eureka Springs Park HVAC Replacement	22,593	Sep-26
TBD	Central Fleet HVAC Replacement	200,000	Sep-27
00004	Carrollwood Cultural HVAC Replacement	476,768	Sep-27
00006	Falkenburg Clerk CRIB HVAC Replacement	460,000	Sep-27
00006	Egdecomb Courthouse Roof HVAC Replacement	350,000	Sep-27
	Sub Total	$2,286,340	
	Completed Subprojects Prior to FY 26	$16,945	
	Future Funding to be Determined	$1,696,715	
	Total Countywide HVAC Replacements (R3M)	$4,000,000	
C77867000 - Countywide Painting (R3M/Facilties)			
00011	Mango HS Painting	$7,113	Sep-26
00012	Step Down Facility Painting	20,000	Sep-26
00013	Tax Collector Falkenburg Warehouse Paint	20,958	Sep-26
00014	County Center 14th Floor Painting	50,000	Sep-26
TBD	East Tampa Tax Collector Paint	50,000	Sep-27

Sub-Project #	Sub-Project Title	Cost Estimate	Estimated Completion Date
TBD	Brandon Tax Collector Paint	50,000	Sep-27
TBD	Upper Tampa Bay Park Painting Project	75,000	Sep-27
TBD	Riverview Civic Center Painting Project	50,000	Sep-27
TBD	Palm River Rec Center Painting Project	20,000	Sep-27
TBD	Falkenburg SOE Warehouse Painting Project	100,000	Sep-27
	Sub Total	$443,071	
	Completed Subprojects Prior to FY 26	$253,068	
	Available for Future Projects	$3,861	
	Total Countywide Painting (R3M/Facilties)	$700,000	
C77866000 - Countywide Parking Lot & Pavement Renovations (R3M/Facilties)			
TBD	Upper Tampa Bay Trail Asphalt Repairs	$150,000	Sep-27
TBD	Flatwoods Park Trail Asphalt Repairs	75,000	Sep-27
TBD	Premiere Drive Parking Lot Renovations	150,000	Sep-27
TBD	Central Energy Plant Parking Lot Repave	75,000	Sep-27
TBD	Lake Frances Repaving	75,000	Sep-27
	Sub Total	$525,000	
	Completed Subprojects Prior to FY 26	$1,033,329	
	Available for Future Projects	$491,671	
	Total Countywide Parking Lot & Pavement Renovations (R3M/Facilties)	$2,050,000	
C77960000 - Countywide Roof Replacements (R3M/Facilties)			
TBD	Central Energy Plant Roof Replacement	$100,000	Sep-27
TBD	Haven Poe Roof Replacement	100,000	Sep-27
TBD	Hanna Sunshine Line Roof Replacement	225,000	Sep-27
TBD	Hanna Old EOC Roof Replacement	300,000	Sep-27
TBD	Premiere Drive Metal Roof Replacement	100,000	Sep-27
TBD	MOSI IBHS Roof Replacement	150,000	Sep-27
	Sub Total	$975,000	
	Completed Subprojects Prior to FY 26	$0	

Sub-Project #	Sub-Project Title	Cost Estimate	Estimated Completion Date
	Available for Future Projects	$1,025,000	
	Total Countywide Roof Replacements (R3M/Facilties)	$2,000,000	
CM12000000 - Countywide R3M Program (R3M/Facilties)			
	Various projects - see separate schedule in this section	$3,660,526	Ongoing
	Sub Total	$3,660,526	
	Completed Subprojects Prior to FY 26	$23,938,691	
	Available for Future Projects	$22,835,789	
	Total Countywide R3M Program (R3M/Facilties)	$50,435,006	
C77896000 - Courthouse Access Control - Various Locations			
TBD	Ongoing access control improvements	TBD	TBD
	Sub Total	$0	
	Completed Subprojects Prior to FY 26	$449,569	
	Available for Future Projects	$300,431	
	Total Courthouse Access Control - Various Locations	$750,000	
C77964000 - Downtown Courtroom Renovations and Expansions			
TBD	New sub-projects will be added as they are identified	TBD	TBD
	Sub Total	$0	
	Completed Subprojects Prior to FY 26	$0	
	Available for Future Projects	$7,000,000	
	Total Downtown Courtroom Renovations and Expansions	$7,000,000	
C77911000 - Downtown Elevator Modernization (R3M)			
00001	Courthouse South Annex	$1,235,000	Apr-28
00002	700 Twiggs Building	1,200,000	Apr-28
	Sub Total	$2,435,000	
	Completed Subprojects Prior to FY 26	$0	
	Available for Future Projects	$9,065,000	
	Total Downtown Elevator Modernization (R3M)	$11,500,000	

Sub-Project #	Sub-Project Title	Cost Estimate	Estimated Completion Date
C77841000 - Emergency Generators at Various Locations			
00001	SDHC Shelters	$11,000,000	Ongoing
00007	Yeungling Center	1,800,000	TBD
00018	Victor Crist Community Center	825,000	Jun-27
00019	Fire Rescue/Emergency Management Warehouse	550,000	Feb-27
	Sub Total	$14,175,000	
	Completed Subprojects Prior to FY 26	$6,423,993	
	Available for Future Projects	$2,327,482	
	Total Emergency Generators at Various Locations	$22,926,475	
C77796000 - Historic Preservation Matching Fund Program			
	FY12 - Cycle 1		
00624	AIA-Tampa Bay Times	$10,000	Contribution
00634	Friends of Plant Park	10,000	Contribution
00694	Friends of Riverwalk	120,000	Contribution
00644	Plant City Photo Archives & History Center	8,222	Contribution
00674	Tampa Bay History Center	4,852	Contribution
00616	TT Preservation Society - Marketing Plan	3,000	Contribution
00654	Ybor City Chamber	20,000	Contribution
00664	Ybor City Museum Society	9,600	Contribution
00618	Hillsborough Education Foundation (windows)	6,568	Contribution
00619	Hillsborough Lodge 325 Free & Accepted Masons	19,972	Contribution
00620	Italian Club Cemetery Restore & Rehabilitation	88,456	Contribution
00614	Tampa Theatre	150,000	Contribution
	FY12 - Cycle 2		
00622	Tampa Downtown Partnership	$13,584	Contribution
00621	MOSI Tree Grove	24,950	Contribution
00635	Broadway Development	250,000	Contribution
00631	Michael Murphy (Ybor Casita Art Gallery)	34,000	Contribution

Sub-Project #	Sub-Project Title	Cost Estimate	Estimated Completion Date
00630	St. James House of Prayer Episcopal Church	64,000	Contribution
00628	Tampa Realistic Artists	18,000	Contribution
00626	The Chiselers	249,200	Contribution
00625	Tyer Temple Lofts	52,000	Contribution
00623	Ybor City Museum Society - Al Lopez Museum	250,000	Contribution
	Total Funding - FY12	$1,406,404	
	FY13 - Cycle 1		
00636	Tampa Bay History Center	$7,899	Contribution
00637	The Friends of the Riverwalk, Inc. , Part II	95,135	Contribution
	FY13 - Cycle 2		
00642	Atrium Restoration at the Historic Federal Courthouse	$94,052	Contribution
00645	Florida Trust for Historic Preservation	30,000	Contribution
00646	Tampa Bay's Railroad History, Tampa Bay Times/News in Education (NIE) Supplement	13,000	Contribution
00640	Tampa Jewish Community Center South Campus	151,200	Contribution
	Total Funding FY13	$391,286	
	FY14 - Only Cycle		
00648	Lowry Park Zoo Lykes Florida Wildlife Center	$47,266	Contribution
00649	Friends of Riverwalk Historic Monument Phase 3	50,000	Contribution
00650	Tampa Bay History Cntr-Macdill AFB Aircraft History	10,942	Contribution
00651	Fariss Building Rehabilitation	98,000	Contribution
00652	Lion's Eye Institute Lozano Building Window Replacement	146,250	Contribution
00653	St. Paul Lutheran Church Roof Replacement	50,000	Contribution
00655	The Oliva Cigar Factory Restoration	250,000	Contribution
00656	8-COUNT Production Rialto Theater Renovation	95,000	Contribution
00657	Central & Hanna Avenue Canopy Replacement	10,000	Contribution
00658	Tampa JCC Homer Hesterly Amory Window Restoration	100,000	Contribution
00659	Tampa Theatre Phase II - Storefront Window Improvements	150,000	Contribution

Sub-Project #	Sub-Project Title	Cost Estimate	Estimated Completion Date
00660	Chiselers/Tampa Bay Hotel Window Restoration, Phase 2	250,000	Contribution
00661	Ybor Museum Soc. - Al Lopez Baseball Museum Exhibit Inst.	14,228	Contribution
	Total Funding FY14	$1,271,686	
	FY15 - Only Cycle		
00663	Tampa Crossroads - Rose Manor Rehabilitation	$79,704	Contribution
00665	Dream Center Of Tampa - Dream Center Gymnasium	97,500	Contribution
00666	Alan Kahana - VM Ybor Cigar Building	72,810	Contribution
00667	Friends Of Plant Park - Plant Park Irrigation	24,620	Contribution
00668	Lions Eye Institute - Lozano Building Main Staircase Replacement	99,500	Contribution
00669	Central Park Village Youth Services - St. Peter Claver School Revitalization	32,313	Contribution
00670	St Paul Lutheran Church - Restoration Project Phase II	18,250	Contribution
00671	Ybor Marti LLC - Ybor Marti Building	72,810	Contribution
00672	Ybor Patio LLC - Buchman Building Renovation	72,810	Contribution
	Total Funding FY15	$570,317	
	FY16 - Only Cycle		
00064	A2 LLC - Fariss Building Window and Façade Restoration	$22,500	Contribution
00065	Franklin Street Group - Franklin Street Building Façade Renovation	9,788	Contribution
00066	Central Park Village Youth - St. Peter Claver School Revitalization Project (Annex)	78,000	Contribution
00067	Central Pk Village Youth - Ebenezer Missionary Baptist Church Revitalization Project	30,000	Contribution
00068	Centro Asturiano - Building Rehabilitation of Bathrooms	50,000	Contribution
00069	Cuban Club Foundation - Building Stabilization	147,000	Contribution
00070	Dream Center of Tampa II - Dream Center Gymnasium	60,850	Contribution
00072	Lions Eye Institute - Lozano Building Exterior Restoration	39,508	Contribution
00073	Sight BF Flats LLC - The Bootlegger Factory Flats Adaptive Reuse	23,000	Contribution
00074	Tampa JCC & Federation Inc. - Homer W. Hesterly Armory Tower	12,750	Contribution
00076	The Chiselers - Tampa Bay Hotel/Sealing the Envelope, Minaret	37,500	Contribution
00078	The Italian Club Building - Preservation of Ybor City's Historic Gem: L'Unione Italiana	80,900	Contribution
00079	The Victory Ship - American Victory Guest Experience Enhancement Project	2,300	Contribution

Sub-Project #	Sub-Project Title	Cost Estimate	Estimated Completion Date
	Total Funding FY16	$594,096	
	FY17 - Only Cycle		
00081	Tampa Bay History Center - Touchton Library / Florida Center for Cartographic Education	$95,000	Contribution
00082	Centro Espanol - Improvements to the Old Cemetery	82,000	Contribution
00083	CMJ Centro Ybor - Renovation of Centro Ybor	83,000	Contribution
00084	Historical Seminole - 5135 and 5137 North Florida Avenue	40,046	Contribution
00085	Cuban Club Foundation - Building Stabilization Phase III	250,000	Contribution
00086	Dream Center of Tampa - Gymnasium Complex Phase III	29,250	Contribution
00087	Hillsborough Lodge No. 25 Free Masons - Lodge Door Restoration Phase II	2,830	Contribution
00088	Lions Eye Institute - Lozano Building Restoration Phase IV	250,000	Contribution
00089	St. Paul Lutheran Church - Church Restoration Project Phase III	37,378	Contribution
00090	8 Count Productions - Renovating The Rialto Phase II	68,100	Contribution
	Total Funding FY17	$937,604	
	FY18 - Only Cycle		
00091	The Victory Ship - American Victory Guest Experience Enhancement Project Phase III	$4,757	Contribution
00092	Tampa Bay History Center - Touchton Library / Florida Center for Cartographic Education Phase II	44,944	Contribution
00093	CMJ Centro Ybor - Renovation of Centro Ybor Phase II	99,500	Contribution
00094	Cuban Club Foundation - Cuban Club Roofing Systems Restoration Project	250,000	Contribution
00095	Lions Eye Institute - Lozano Building Restoration Phase V	137,855	Contribution
00096	Tampa Crossroads - Rose Manor Women's Home Phase II	4,371	Contribution
00098	Heritage Cornerstone Property LLC - Termite Remediation in downtown Plant City	6,000	Contribution
00099	Design Styles Architecture - DSA Design Center Restoration/Renovation	99,413	Contribution
00100	The Chiselers - Securing the Foundation for the Future	99,500	Contribution
00101	Centro Asturiano - Security and Safety Project	3,356	Contribution
00102	Temple Terrace Golf & Country Club - Irrigation Restoration & Grounds Rehabilitation Phase II	50,009	Contribution
	Total Funding FY18	$799,705	

Sub-Project #	Sub-Project Title	Cost Estimate	Estimated Completion Date
	FY19 - Only Cycle		
00103	The Victory Ship - American Victory Guest Experience Enhancement Project Phase IV	$15,281	Contribution
00104	Tampa Bay History Center - Jackson House Virtual Re-Creation/Central Ave Exhibit	70,000	Contribution
00105	Ybor City Museum Soc - Tampa Baseball Museum at Al Lopez House	99,462	Contribution
00106	Hillsborough Fire Museum Foundation - Fire Truck Restoration	4,735	Contribution
00107	CMJ Centro Ybor - Renovation of Centro Ybor Phase III	78,500	Contribution
00108	The Chiselers - Securing the Foundation for the Future Phase II	84,854	Contribution
00110	Tampa Theatre - Auditorium Forensic Paint Analysis and Furnishings Condition Assessment	8,425	Contribution
00111	PGCF LLC - Perfecto Garcia Cigar Factory Revitalization Project	99,900	Contribution
00113	BS ONE LLC - Ybor City Gulf Millwork & Fixture Building Restoration	56,500	Contribution
00114	JC Newman Cigar Company - Making El Reloj Accessible	125,000	Contribution
00116	NCJ Investment Company - The Ritz Exterior Rehabilitation Project	90,127	Contribution
00117	German American Tampa - German American Club Rehabilitation Project	250,000	Contribution
	Total Funding FY19	$982,784	
	FY20 - Only Cycle		
00119	Ybor City Museum Soc. - Buildings Alive 10th Anniversary Virtual Tour	$5,972	Contribution
00120	CMJ Centro Ybor - Renovation of Centro Ybor Phase IV	35,000	Contribution
00121	The Chiselers - Lightning Protection Project	24,125	Contribution
00122	JC Newman Cigar Company - Restoring El Reloj	101,040	Contribution
00123	Friends of Union Station - Tampa Union Station Baggage Building Upgrades	91,806	Contribution
00124	The Victory Ship - Boiler and Auxiliary Systems Repair/Upgrade	37,500	Contribution
00126	Hillsborough Education Foundation -- Centro Espanol of West Tampa Preservation	23,000	Contribution
00127	Centro Asturiano de Tampa - North side tuck point, repair & replace cracked brick, re-caulk doors	91,625	Contribution
00128	Temple Terrace Golf & Country Club - Irrigation System Replacement	99,900	Contribution
00129	Serendipity Productions LLC - Giddens/Cuerra Repairs 2020	41,234	Contribution
00130	8 Count Productions - Rialto Theater Mezzanine	60,000	Contribution
00131	Cuban Club Foundation - Ballroom Hurricane Mitigation/Column 13 Structural Repair	70,924	Contribution
00132	Seminole Heights United Methodist Church - Property Improvement Project	42,190	Contribution
00133	407 East LLC; 6108 North LLC; 6116 North LLC - Central and Hanna Avenues Rehabilitation	70,000	Contribution

Sub-Project #	Sub-Project Title	Cost Estimate	Estimated Completion Date
00134	St. James House of Prayer Episcopal Church - Illumination and Stabilization for Vitalization	41,335	Contribution
00135	St. Paul Lutheran Church - Snyder Building Roof Restoration	35,010	Contribution
	Total Funding FY20	$870,661	
	FY21 - Only Cycle		
00137	The Victory Ship, Inc. - US Coast Guard Mandated Inspection/Maintenance	$99,900	Contribution
00138	AIA Tampa Bay - Center for Architecture & Design Phase 2	35,325	Contribution
00139	First United Methodist Church of Plant City - Rehabilitation Project	86,000	Contribution
00144	Tampa Bay History Center - Cuban Pathways Exhibition	22,500	Contribution
00145	The Centre for Women, Inc. - Taliaferro House Rehabilitation	32,120	Contribution
00146	Historical Seminole Heights Property, LLC - 5135-5137 N. Florida Ave. Carriage House Rehab	23,250	Contribution
00148	East 7th Avenue LLC - Rehabilitation of 1514 E. 7th Avenue	30,500	Contribution
00150	Centro Asturiano de Tampa, LLC - Roof Replacement Project	98,775	Contribution
00151	Tampa Downtown Partnership - Preserving Historic Franklin Street	26,093	Contribution
00153	RISE Tampa Foundation - Marjorie Park Marina Gatehouse Rehabilitation	37,343	Contribution
00155	CCI Holdings, LLC - 5310 N Central Ave. Commercial Office Building Restoration	13,873	Contribution
00156	Michael A. Murphy - Ybor City Storefront Rehabilitation	20,000	Contribution
00157	Frank de la Grana - Balcony and Window Project	28,833	Contribution
	Total Funding FY21	$554,512	
	FY22 - Only Cycle		
00160	Domar Investors LLC - Ybor Historic Building Wall Restoration	$44,988	Contribution
00161	Reaves & Tiozzo - 2501 Armenia Rehab	57,762	Contribution
00162	Laurie Rodriguez - Ybor Bungalow Repair & Restoration	58,190	Contribution
00163	First Presbyterian Church of Plant City - Church Rehabilitation	68,552	Contribution
00165	Mark S. Koert - Rehabilitation of 408 E. 7th Avenue - Phase I	99,900	Contribution
00166	PGCF LLC - Perfecto Garcia Cigar Factory Renovation	58,794	Contribution
00167	JC Newman Cigar Company - Sanchez Y Haya Real Estate Building	138,250	Contribution
00168	First United Methodist Church of Plant City - Phase II	82,960	Contribution
00169	Heights 1 Group LLC - Central and Hanna Avenues	22,750	Contribution

Sub-Project #	Sub-Project Title	Cost Estimate	Estimated Completion Date
00170	Cuban Club Foundation - 3rd Floor Window & Column 13 Stabilization	145,547	Contribution
00171	CMJ Centro Ybor LLC - Centro Ybor North Building Rehab-Phase II	71,861	Contribution
00172	East 7th Avenue LLC - Rehabilitation of 1514 E. 7th Avenue-Phase II	71,861	Contribution
00173	Ybor City Holdings LLC - Broadway Bar Rehabilitation	38,640	Contribution
00175	Historical Seminole Heights LLC - Property Rehab and Repair	45,406	Contribution
	Total Funding FY22	$1,005,461	
	FY23 - Only Cycle		
00176	Tampa Downtown Partnership - Franklin Corridor Pres Plan	$26,062	Contribution
00177	Danger Properties LLC - Sulphur Springs Theater	90,000	Contribution
00178	GFWC BJWC Inc - 129 N Moon Roof Repair	6,500	Contribution
00179	Providence Baptist Church - Original Sanctuary Restoration	69,903	Contribution
00180	SanMarten LLC - Y Pendas and Alvarez Cigar Factory	127,250	Contribution
00182	Citizens for the Old Lutz School Building, Inc. - Window Replacement	5,000	Contribution
00183	Design Styles Development Inc - Envelope Reconstruction	57,003	Contribution
00184	First Presbyterian Church of Plant City - FPC Plant City Rehab	99,500	Contribution
00185	First United Methodist Church of Plant City - Phase III	99,500	Contribution
00186	JC Newman Cigar Co - Restoring Sanchez y Haya	250,000	Contribution
00187	The Centre for Women Inc - Taliaferro House Rehab	17,025	Contribution
00188	The University of Tampa - Future Phase 3	200,000	Contribution
00189	The Victory Ship Inc - ADA Vertical Lift	30,056	Contribution
00190	Ybor Bungalow Adventure LLC - Ybor Bungalow Restoration	99,999	Contribution
	Total Funding FY23	$1,177,798	
	FY24 - Only Cycle		
00191	Speak Up Tampa Bay - Hillsborough Heritage Explorations	$16,238	Contribution
00193	Saint John's Parish, Incorporated - Restoring Sacred Spaces - Bell Tower	99,999	Contribution
00194	Embarc Collective Tampa Bay - Roof Improvements for Embarc Collective	75,000	Contribution
00195	Citizens for the Old Lutz School Building - 2024 Window Project	10,000	Contribution
00196	Danger Properties, LLC. - Springs Theater Restoration ADA Project	72,132	Contribution

Sub-Project #	Sub-Project Title	Cost Estimate	Estimated Completion Date
00197	de la Grana Properties, LLC. - Storefront Restoration & Brick Stabilization/Restoration	50,499	Contribution
00198	Domar Investors, LLC. - Balcony Restoration and North Facade Restoration	29,225	Contribution
00199	First Presbyterian Church of Plant City - Church Renovation	99,500	Contribution
00200	GFWC BJWC Inc - 129 N Moon Ave. Wood Shingles and Windows Repair	2,356	Contribution
00201	Hillsborough Lodge No. 25 Free and Accepted Masons of Florida - Roof Replacement	57,761	Contribution
00202	J.C. Newman Cigar Co. - Brick Repointing and Facade Restoration	149,290	Contribution
00203	Macfarlane Building, LLC. - Macfarlane Building Historic Rehabilitation	99,999	Contribution
00204	The University of Tampa & Chiselers - Foundation for the Future Phase 4	150,230	Contribution
00205	The Victory Ship, Inc. - Weather Protection and Improvement	8,103	Contribution
00206	Ybor Bungalow Adventure, LLC. - ADA Accessibility, Retaining Wall, Other Improvements	64,829	Contribution
00207	Ybor Nuccio, LLC. dba Casa Ybor - 1521 E 7th Avenue	74,999	Contribution
	Total Funding FY24	$1,060,159	
	FY 25 - Only Cycle		
00208	Friends of Ybor, Inc. - Ybor's Path to World Heritage	$33,500	Contribution
00209	Timberly Trust, Inc. - Preserving the Past, Sharing the Story: Digital Stewardship of the Moseley Homest	6,327	Contribution
00210	Tampa Bay Community Network - Hillsborough Heritage Explorations: Timeless Legacies	60,000	Contribution
00211	Black Orchid & Co., LLC - Renovation of the Nieto-Fuente Building	81,135	Contribution
00212	International Longshoremen’s Assoc. - Roof Replacement, Window Renovation, and Other Services	99,500	Contribution
00213	Tampa Firefighter's Museum Inc. - Historic Preservation and Restoration	50,490	Contribution
00215	Black Horse Studio Holdings LLC - Roof Replacement	116,585	Contribution
00216	Centro Asturiano de Tampa, Inc. - Historical Cantina Renovation - Salon Allegra	99,000	Contribution
00217	Citizens for the Old Lutz School Building, Inc. - Window Restoration 2025	10,000	Contribution
00218	First Presbyterian Church of Plant City - Plant City First Presbyterian Church Phase 4	50,000	Contribution
00219	Italian Club Building & Cultural Trust Fund, Inc. - Italian Club of Tampa Renovation	250,000	Contribution
00220	PGCF LLC - Perfecto Garcia Cigar Factory	99,900	Contribution
00221	SanMarten, LLC - Y. Pendas and Alvarez Cigar Factory Restoration	58,000	Contribution
00222	Tampa Realistic Artists Incorporated - Re-siding and Window Renovation	26,500	Contribution
00223	The University of Tampa & Chiselers - Foundation for the Future Phase 5	250,000	Contribution
	Total Funding FY 25	$1,290,937	

Sub-Project #	Sub-Project Title	Cost Estimate	Estimated Completion Date
	Grand Total Funding Through FY 25 - Historic Preservation Matching Fund Program	$12,913,409	
	Items Transferred to Project C77795000 Ybor Historical Buildings Preservation		
00085	Cuban Club Foundation - Building Stabilization Phase III	($250,000)	
00069	Cuban Club Foundation - Building Stabilization	(147,000)	
	Adjusted Grand Total Funding - Historic Preservation Matching Fund Program	$12,516,409	
	Total appropriated through FY 26	$14,413,600	
	Available Balance	$1,897,191	
00136	Less FY 20 Jackson House Contribution	($250,000)	
00136	Less FY 21 Jackson House Contribution	($250,000)	
	Total Available for Future Awards	$1,397,191	
	Future planned allocations (FY 27- FY 31)	$5,000,000	
	Total - Historic Preservation Matching Fund Program	$19,413,600	

C77710000 - Indoor Air Quality Measures / Environmental Remediation

TBD	Ongoing environmental remedation as facilities are identified	TBD	TBD
	Sub Total	$0	
	Completed Subprojects Prior to FY 26	$1,036,531	
	Available for Future Projects*	$493,469	
	Total Indoor Air Quality Measures / Environmental Remediation	$1,530,000	

**Master Program funding set aside for as needed funding for Indoor Air Quality and Environmental Remediation*

Sub-Project #	Sub-Project Title	Cost Estimate	Estimated Completion Date
C77916000 - Parking Garage Door Replacement and Repairs (R3M)			
TBD	New sub-projects will be added as they are identified	TBD	TBD
	Sub Total	$0	
	Completed Subprojects Prior to FY 26	$155,473	
	Available for Future Projects	$94,527	
	Total Parking Garage Door Replacement and Repairs (R3M)	$250,000	
C70000000 - Public Art Program			
	Various projects - see separate schedule in this section	$2,310,234	Ongoing
	Sub Total	$2,310,234	
	Completed Subprojects Prior to FY 26	$4,158,852	
	Available for Future Projects	$1,065,448	
	Total Public Art Program	$7,534,534	
C77857000 - Security Enhancements at County Facilities			
00001	Security Enhancements - County Center Bldg	$1,997,562	TBD
00020	Williams Park Boat Ramp	50,000	Mar-26
00021	Victor Crist Community Center	128,000	Dec-26
00022	CELM Admin Offices and Compound	125,000	Jan-27
	Sub Total	$2,300,562	
	Completed Subprojects Prior to FY 26	$2,831,693	
	Available for Future Projects	$2,292,745	
	Total Security Enhancements at County Facilities	$7,425,000	
C77889000 - Solar Projects Various Buildings Phase 2			
00001	Solar Building Ph2 - Falkenburg Warehouse	$1,301,000	Mar-28
	Sub Total	$1,301,000	
	Completed Subprojects Prior to FY 26	$0	
	Available for Future Projects	$1,180,960	
	Total Solar Projects Various Buildings Phase 2	$2,481,960	

Sub-Project #	Sub-Project Title	Cost Estimate	Estimated Completion Date
C77912000 - Unincorporated Flooring Replacement (R3M)			
00001	Victor Crist Center Flooring Replacement	$50,240	Sep-27
00002	Victor Crist Center Head Start Flooring Replacement	63,445	Sep-27
00003	Lutz Community Center Flooring	50,954	Sep-27
	Sub Total	$164,639	
	Completed Subprojects Prior to FY 26	$0	
	Available for Future Projects	$35,361	
	Total Unincorporated Flooring Replacement (R3M)	$200,000	
C77947000 - Unincorporated HVAC Replacements (R3M)			
TBD	Mosquito Control HVAC Replacement	$175,000	Sep-27
TBD	Riverview Civic Center HVAC	100,000	Sep-27
	Sub Total	$275,000	
	Completed Subprojects Prior to FY 26	$0	
	Available for Future Projects	$725,000	
	Total Unincorporated HVAC Replacements (R3M)	$1,000,000	
C77869000 - Unincorporated Painting Multiple Buildings (R3M/Facilties)			
00015	Roy Haynes Recreation Interior/Exterior Paint	$35,000	Sep-26
00017	Victor Crist Center Repainting	120,848	Sep-26
00016	University Recreation Center Annex Interior/Exterior Painting	16,591	Sep-26
00013	Providence East Skate Park Painting	35,000	Sep-26
00018	Bealsville Rec Painting	25,000	Sep-26
TBD	FS22 Wimauma Interior Exterior Paint	25,000	Sep-27
TBD	PSOC Exterior Paint	45,000	Sep-27
TBD	FS37 Providence Interior Paint	25,000	Sep-27
	Sub Total	$327,439	
	Completed Subprojects Prior to FY 26	$510,575	
	Available for Future Projects	$61,986	
	Total Unincorporated Painting Multiple Buildings (R3M/Facilties)	$900,000	

Sub-Project #	Sub-Project Title	Cost Estimate	Estimated Completion Date
C77868000 - Unincorporated Parking Lot & Pavement Renovations (R3M/Facilties)			
00020	FS#12 Gibsonton Parking Lot Repave & Concrete Apron Repairs	$50,177	Sep-26
00021	FS#36 Valrico Parking Lot Repave	94,631	Sep-26
00022	Fire Station #40 Chapman Repave	97,292	Sep-26
00023	FS#41 Northdale Repave	85,914	Sep-26
00025	Brandon Park Parking Repaving	154,813	Sep-26
00029	Citrus Park Parking Lot Repave	135,246	Sep-26
TBD	Bloomingdale Hills Park Repave	75,000	Sep-27
	Sub Total	$693,073	
	Completed Subprojects Prior to FY 26	$1,702,226	
	Available for Future Projects	$4,701	
	Total Unincorporated Parking Lot & Pavement Renovations (R3M/Facilties)	$2,400,000	
CM13000000 - Unincorporated R3M Program (R3M/Facilties)			
	Various projects - see separate schedule in this section	$1,936,044	Various
	Sub Total	$1,936,044	
	Completed Subprojects Prior to FY 26	$18,957,097	
	Available for Future Projects	$7,107,056	
	Total Unincorporated R3M Program (R3M/Facilties)	$28,000,197	

LIBRARY SERVICES PROGRAM MASTER PROJECTS

Sub-Project #	Sub-Project Title	Cost Estimate	Estimated Completion Date
C76040000 -John Germany (Main Library) Various Improvements			
TBD	Ongoing improvements at John Germany Library	TBD	TBD
	Sub Total	$0	
	Completed Subprojects Prior to FY 26	$1,724,778	
	Available for Future Projects*	$875,222	
	Total John Germany (Main Library) Various Improvements	$2,600,000	
	**Set aside on an as needed basis*		
C76041000 - Land Acquisition for Future Library Projects*			
TBD	Land acquired as parcels are identified	TBD	TBD
	Sub Total	$0	
	Completed Subprojects Prior to FY 26	$0	
	Available for Future Projects*	$1,408,586	
	Total Land Acquisition for Future Library Projects	$1,408,586	
	**Master Program funding set aside for as needed funding for future land acquisitions.*		
C76029000 - Landscape Renovation at Various Libraries			
TBD	West Tampa Library	$100,000	Jun-27
	Sub Total	$100,000	
	Completed Subprojects Prior to FY 26	$1,529,943	
	Available for Future Projects	$320,057	
	Total Landscape Renovation at Various Libraries	$1,950,000	
C76043000 - Libraries Safety and Security Upgrades (Library/Facilities)			
00008	Fendig Library	$39,926	Jun-28
00009	Jimmie B Keel Library	145,187	Mar-28
00014	University Area Community Library	7,543	Jan-26
00016	Ruskin Library	52,507	Dec-26
00019	Egypt Lake Partnership Library	42,020	Nov-27
00023	Maureen B Gauzza Library	112,020	Jun-27
00025	Port Tampa Library	40,899	Aug-27

LIBRARY SERVICES PROGRAM MASTER PROJECTS

Sub-Project #	Sub-Project Title	Cost Estimate	Estimated Completion Date
00026	Seffner Mango Library	72,020	Mar-27
00028	C Blythe Andrews Jr Library	33,314	Jan-28
	Sub Total	$545,437	
	Completed Subprojects Prior to FY 26	$1,221,942	
	Available for Future Projects	$382,622	
	Total Libraries Safety and Security Upgrades	$2,150,000	
CM14000000 - Library R3M Program (R3M/Facilities)			
	Various projects - see separate schedule in this section	$1,093,770	Ongoing
	Sub Total	$1,093,770	
	Completed Subprojects Prior to FY 26	$4,848,645	
	Available for Future Projects	$1,345,049	
	Total Library R3M Program	$7,287,464	
C76046000 - Restroom Renovations at Various Libraries			
00001	Bloomingdale Library	$581,166	Feb-27
00002	Jan Platt Library	1,250,000	Dec-27
00004	Maureen Gauzza Library	736,617	Feb-27
00005	New Tampa Library	1,000,000	Aug-27
00007	Seffner Mango Library	710,355	Feb-26
00008	Southshore Library	650,000	Oct-27
	Sub Total	$4,928,138	
	Completed Subprojects Prior to FY 26	$345,346	
	Available for Future Projects	$76,516	
	Total Restroom Renovations at Various Libraries	$5,350,000	

LIBRARY SERVICES PROGRAM MASTER PROJECTS

Sub-Project #	Sub-Project Title	Cost Estimate	Estimated Completion Date
C76054000 - Roof Replacement Various Libraries			
00001	Jann Platt	$500,000	Sep-27
00002	Maureen Gauzza	300,000	Jun-26
	Sub Total	$800,000	
	Completed Subprojects Prior to FY 26	$0	
	Available for Future Projects	$0	
	Total Roof Replacement Various Libraries	$800,000	
C76056000 - Shelving and Flooring Various Libraries			
00001	Bloomingdale	$500,000	Jul-26
00002	Jimmie B Keel	600,000	Nov-26
00003	Maureen Gauzza	500,000	Jan-27
00004	Seffner Mango	400,000	Mar-27
00005	Seminole Heights	500,000	Sep-26
	Sub Total	$2,500,000	
	Completed Subprojects Prior to FY 26	$0	
	Available for Future Projects	$0	
	Total Shelving and Flooring Various Libraries	$2,500,000	

Sub-Project #	Sub-Project Title	Cost Estimate	Estimated Completion Date
C83679000 - Athletic Facilities Batting Cage Renovations (R3M)			
00008	Keystone	$30,000	Sep-27
00004	North Brandon	30,000	Sep-27
00011	Rodney Colson	45,637	Sep-27
	Sub Total	$105,637	
	Completed Subprojects Prior to FY 26	$262,533	
	Available for Future Projects	$231,830	
	Total Athletic Facilities Batting Cage Renovations (R3M)	$600,000	
C83698000 - Athletic Facilities Minor Renovations (R3M)			
TBD	New sub-projects will be added as they are identified	TBD	TBD
	Sub Total	$0	
	Completed Subprojects Prior to FY 26	$0	
	Available for Future Projects	$200,000	
	Total Athletic Facilities Minor Renovations (R3M)	$200,000	
C83697000 - Athletic Facilities Safety Netting Replacement (R3M)			
00006	Skyway	$5,000	Sep-27
	Sub Total	$5,000	
	Completed Subprojects Prior to FY 26	$199,218	
	Available for Future Projects	$195,782	
	Total Athletic Facilities Safety Netting Replacement (R3M)	$400,000	
C83671000 - Boardwalk Replacement - Various Location			
00001	John B. Sargeant Park	$1,073,000	Dec-27
00002	Lettuce Lake Park	3,895,000	Oct-26
	Sub Total	$4,968,000	
	Completed Subprojects Prior to FY 26	$425,000	
	Available for Future Projects	$4,500,000	
	Total Boardwalk Replacement - Various Location	$9,893,000	

Sub-Project #	Sub-Project Title	Cost Estimate	Estimated Completion Date
CM15000000 - Boating Improvement R3M Program (R3M/Facilties)			
TBD	Various projects - see separate R3M schedule in this section	$0	Various
	Sub Total	$0	
	Completed Subprojects Prior to FY 26	$716,577	
	Available for Future Projects	$401,395	
	Total Boating Improvement R3M Program	$1,117,972	
C83694000 - CELM ADA Hardscape Upgrades and Improvements			
TBD	New sub-projects will be added as they are identified	TBD	Various
	Sub Total	$0	
	Completed Subprojects Prior to FY 26	$35,409	
	Available for Future Projects	$364,591	
	Total CELM ADA Hardscape Upgrades and Improvements	$400,000	
C83681000 - CELM Fencing Replacement (R3M)			
TBD	Ongoing fencing replacement work	TBD	Various
	Sub Total	$0	
	Completed Subprojects Prior to FY 26	$391,886	
	Available for Future Projects	$208,114	
	Total CELM Fencing Replacement (R3M)	$600,000	
C83680000 - CELM Hardscape Replacements (R3M)			
00001	Various Locations	$108,721	Various
	Sub Total	$108,721	
	Completed Subprojects Prior to FY 26	$291,279	
	Available for Future Projects	$0	
	Total CELM Hardscape Replacements (R3M)	$400,000	

Sub-Project #	Sub-Project Title	Cost Estimate	Estimated Completion Date
C83645000 - Concrete Flatwork/Park Sidewalk & Hardscape Repairs (R3M)			
00032	Thatcher	$10,000	Sep-27
	Sub Total	$10,000	
	Completed Subprojects Prior to FY 26	$1,014,177	
	Available for Future Projects	$375,823	
	Total Concrete Flatwork/Park Sidewalk & Hardscape Repairs	$1,400,000	
C83278000 - Countywide Park Impact Fee Enhancements			
00033	West Park Improvements	$1,374,980	Jul-27
00043	New South County Regional Park	50,000	TBD
00048	Palm River Park Improvements	78,000	Oct-25
00050	Emanuel P. Johnson Park Splash Pad	211,000	Dec-24
00051	Winston Park Splash Pad	204,795	Feb-26
00052	Balm Park Pickleball Courts	1,320,000	Jan-26
00054	Northlakes Park Pickleball Courts/Shade Cover	160,000	Oct-24
00055	Mango Park Pickleball Courts	70,000	Jun-26
00056	Branchton Park Improvements/Shade Covers	175,000	Apr-26
00058	Progress Village Improvements	150,000	Mar-27
	Sub Total	$3,793,775	
	Completed Subprojects Prior to FY 26	$7,855,636	
	Available for Future Projects	$4,790,562	
	Total Countywide Park Impact Fee Enhancements	$16,439,973	
C83668000 - ELAPP Site Access Management and Safety Improvements			
00003	Elapp Site Access Balm Boyette Nature Scrub	$165,602	Dec-27
00004	Elapp Site Access Apollo Beach Nature Preserve	6,000	Dec-27
00005	Elapp Site Access Park Camp Bayou	117,970	Dec-26
00006	Elapp Site Access Alafia Scrub Nature Preserve	261,948	Dec-27
00007	Elapp Site Access Fishhawk Trailhead	34,386	Dec-27

Sub-Project #	Sub-Project Title	Cost Estimate	Estimated Completion Date
00008	Elapp Site Access Bullfrog Creek Pedestrian Bridge	51,896	Dec-27
	Sub Total	$637,802	
	Completed Subprojects Prior to FY 26	$450,406	
	Available for Future Projects	$4,911,792	
	Total ELAPP Site Access Management and Safety Improvements	$6,000,000	
C83723000 - Flood Mitigation - Environmental Land Restoration - CDBG-DR			
TBD	New sub-projects will be added as they are identified	TBD	TBD
	Sub Total	$0	
	Completed Subprojects Prior to FY 26	$0	
	Available for Future Projects	$18,000,000	
	Total Flood Mitigation - Environmental Land Restoration - CDBG-DR	$18,000,000	
C83715000 - Hillsborough County Cemetery Maintenance & Repairs (R3M)			
TBD	New sub-projects will be added as they are identified	TBD	TBD
	Sub Total	$0	
	Completed Subprojects Prior to FY 26	$0	
	Available for Future Projects	$200,000	
	Total Hillsborough County Cemetery Maintenance & Repairs (R3M)	$200,000	
C89900000 - Jan K Platt (ELAPP) Property Acquisition Capital Project *		$126,109,664	
	https://www.hillsboroughcounty.org/en/residents/recreation-and-culture/conservation/elapp		
	* Please refer to this website for a list of potential ELAPP acquistion and restoration projects		
C89200000 - Jan K Platt (ELAPP) Property Restoration Capital Project *		$49,565,314	
	https://www.hillsboroughcounty.org/en/residents/recreation-and-culture/conservation/elapp		
	* Please refer to this website for a list of potential ELAPP acquistion and restoration projects		

Sub-Project #	Sub-Project Title	Cost Estimate	Estimated Completion Date
C83306000 Parks ADA Safety Improvements			
TBD	Ongoing ADA Improvements as sites are identified	TBD	TBD
	Sub Total	$0	
	Completed Subprojects Prior to FY 26	$2,693,372	
	Available for Future Projects	$4,182,007	
	Total Parks ADA Safety Improvements	$6,875,379	
C83318000 - Parks Playground Replacements (R3M)			
00015	Brandon	$372,817	Sep-26
00025	Egypt Lake Playground Replacement	241,366	Sep-26
00024	Lake Park	550,000	Sep-26
00023	Mort Head Start	79,652	Sep-26
00026	Providence West Playground	168,760	Sep-26
00028	Thatcher Park Playground	122,998	Sep-26
00027	Timberlan Park Playground	120,000	Sep-26
	Sub Total	$1,655,593	
	Completed Subprojects Prior to FY 26	$3,917,306	
	Available for Future Projects	$2,077,101	
	Total Parks Playground Replacements (R3M)	$7,650,000	
C83646000 - Park Septic System Rehabilitation (R3M)			
00005	Oscar Cooler Septic	$42,090	Sep-26
00006	Logan Gate Septic	25,000	Sep-26
00007	Lutz Civic Center	34,213	Sep-26
	Sub Total	$101,303	
	Completed Subprojects Prior to FY 26	$493,909	
	Available for Future Projects	$504,788	
	Total Park Septic System Rehabilitation	$1,100,000	

Sub-Project #	Sub-Project Title	Cost Estimate	Estimated Completion Date
C83300000 Parks Tree Restoration Project			
TBD	Ongoing tree restoration as sites are identified.	TBD	Ongoing
	Sub Total	$0	
	Completed Subprojects Prior to FY 26	$4,149,194	
	Available for Future Projects	$3,848,806	
	Total Parks Tree Restoration Project	$7,998,000	
C83672000 - Pickleball Complexes - ARP Act Revenue Recovery Funds			
00003	Balm Park	$653,189	Jan-26
00006	Northlakes Park	802,688	Oct-24
00007	Mango Park	723,372	Jun-25
	Sub Total	$2,179,249	
	Completed Subprojects Prior to FY 26	$820,751	
	Available for Future Projects	$0	
	Total Pickleball Complexes - ARP Act Revenue Recovery Funds	$3,000,000	
C83683000 - Public Access and Trailheads for ELAPP			
00001	Rocky Creek Trails Nature Preserve	$174,826	Jul-25
00002	Triple Creek Nature Preserve	425,174	Apr-25
	Sub Total	$600,000	
	Completed Subprojects Prior to FY 26	$0	
	Available for Future Projects	$0	
	Total Public Access and Trailheads for ELAPP	$600,000	
C83317000 Recreation Facilities Renovations			
TBD	New sub-projects will be added as they are identified	TBD	TBD
	Sub Total	$0	
	Completed Subprojects Prior to FY 26	$0	
	Available for Future Projects	$3,000,000	
	Total Recreation Facilities Renovations	$3,000,000	

Sub-Project #	Sub-Project Title	Cost Estimate	Estimated Completion Date
C83648000 - Sports Lighting Replacement (R3M)			
TBD	Oscar Cooler Baseball	$1,500,000	Sep-27
TBD	Oscar Cooler Soccer	1,500,000	Sep-27
	Sub Total	$3,000,000	
	Completed Subprojects Prior to FY 26	$4,795,923	
	Available for Future Projects	$8,204,077	
	Total Sports Lighting Replacement (R3M)	$16,000,000	
C83692000 - Sports Complexes Improvements			
00001	Pinecrest Football Bleacher Cover	$35,125	Mar-25
00002	Southshore Sportsplex Scoreboards	50,000	Dec-25
	Sub Total	$85,125	
	Completed Subprojects Prior to FY 26	$0	
	Available for Future Projects	$2,014,875	
	Total Sports Complexes Improvements	$2,100,000	
C83301000 - Synthetic Turf Fields			
00007	Thonotosassa Sports Complex	$1,688,851	Jun-26
	Sub Total	$1,688,851	
	Completed Subprojects Prior to FY 26	$6,392,591	
	Available for Future Projects	$2,200,865	
	Total Synthetic Turf Fields	$10,282,307	
C83314000 - Tennis & Basketball Court Renovations and Replacement (R3M)			
TBD	Alexander	250,000	Sep-27
TBD	Jackson Springs	250,000	Sep-27
00012	Progress Village	$20,000	Sep-27

Sub-Project #	Sub-Project Title	Cost Estimate	Estimated Completion Date
TBD	Winston Basketball	200,000	Sep-27
	Sub Total	$720,000	
	Completed Subprojects Prior to FY 26	$1,892,449	
	Available for Future Projects	$352,551	
	Total Tennis & Basketball Court Renovations and Replacement (R3M)	$2,965,000	

SOLID WASTE ENTERPRISE PROGRAM MASTER PROJECTS

Sub-Project #	Sub-Project Title	Cost Estimate	Estimated Completion Date
C54065000 - Countywide Solid Waste Management Facilities			
22001	NW - PUSH WALL/Resurface Floor hard concreate	$1,500,000	TBD
TBD	SC TRS Truss and Conduit Improvement - Cold Galvanize/Led lights	1,000,000	Dec-27
	Sub Total	$2,500,000	
	Completed Subprojects Prior to FY 26	$30,597,367	
	Available for Future Projects	$14,805,639	
	Total Countywide Solid Waste Management Facilities	**$47,903,006**	
C54075000 - Resource Recovery Facility Improvements			
21001	RRF - Tile Wall Modifcation	$4,000,000	Dec-27
22005	RRF - Security Upgrades	300,000	TBD
25001	RRF - Administrative Entrance Improvements	400,000	Jun-27
TBD	RRF - Reuse Pit Expansion / Trench Improvements	4,000,000	TBD
TBD	RRF - Pressure Part Improvements	2,000,000	TBD
TBD	RRF - SootBlower/On-Line Cleaning System Improvements	2,000,000	TBD
TBD	RRF Slipstick/Grizzly Conveyor Improvements	2,000,000	TBD
	Sub Total	$14,700,000	
	Completed Subprojects Prior to FY 26	$464,712	
	Available for Future Projects	$485,288	
	Total Resource Recovery Facility Improvements	**$15,650,000**	

Sub-Project #	Sub-Project Title	Cost Estimate	Estimated Completion Date
C46143000 - Canal Dredging and Preventative Measures			
C46143100	Coastal Canal Grant Project	$100,000	Ongoing
	Sub Total	$100,000	
	Completed and Cancelled Subprojects Prior to FY 26	$175,000	
	Available for Future Projects	$317,414	
	Total Canal Dredging and Preventative Measures	$592,414	
C46142000 - Culvert Renewal & Replacement Program			
C46142001	Culvert Program Construction Engineering and Inspection	$6,227,249	Ongoing
C46142099	Jerry Smith Road Culvert Repair/Replacement	50,748	TBD
C46142132	8302 Dry Creek Dr Culvert Repair/Replacement	1,735,036	Mar-27
C46142144	Hickory Creek Blvd and John Moore Rd Culvert Repair/Replacement	174,779	TBD
C46142165	3911 Cooper Rd Culvert Repair/Replacement	135,929	Jul-26
C46142168	13455 Walter Hunter Rd Culvert Repair/Replacement	603,137	Mar-28
C46142199	13011 Tall Redwood Lane Culvert Repair/Replacement	476,198	Sep-28
C46142450	1535 14th Ave SE Culvert Repair/Replacement	440,280	Jul-27
C46142451	2005 Butch Cassidy Trail Culvert Repair/Replacement	630,806	Jul-27
C46142452	12026 Lenwood Drive Culvert Repair/Replacement	1,138,422	Oct-27
C46142453	1408 Butch Cassidy Trail Culvert Repair/Replacement	412,220	Jul-27
C46142455	1518 7th St SW Culvert Repair/Replacement	2,352,749	Oct-27
C46142456	1050 15th St SE Culvert Repair/Replacement	158,806	May-26
C46142457	8448 S 78th SW Culvert Repair/Replacement	490,981	Jul-28
C46142459	7003 Seabury Ct Culvert Repair/Replacement	628,912	Aug-26
C46142473	111 1st Ave NW Culvert Repair/Replacement	437,043	Oct-27
C46142490	303 4th Ave SE Culvert Repair/Replacement	595,524	Oct-27
C46142501	108 S Webb Rd Culvert Repair/Replacement	386,433	Nov-28
C46142502	8016 N. Habana Ave Culvert Repair/Replacement	323,015	Sep-26
C46142503	8512 N Armenia Ave Culvert Repair/Replacement	857,084	Oct-26

Sub-Project #	Sub-Project Title	Cost Estimate	Estimated Completion Date
C46142504	7414 Chelsea St Culvert Repair/Replacement	995,102	Aug-28
C46142534	4808 Sydney Rd Culvert Repair/Replacement	344,691	Oct-28
C46142538	260 Van Gogh Cir Culvert Repair/Replacement	1,017,768	Jun-27
C46142544	700 W Bearss Ave Culvert Repair/Replacement	937,355	Jun-28
C46142545	18830 Gunn Hwy Culvert Repair/Replacement	773,759	Aug-26
C46142546	3436 Reynoldswood Rd Culvert Repair/Replacement	204,876	Jul-26
C46142547	102 Jeffrey Dr Culvert Repair/Replacement	1,239,243	Apr-27
C46142548	S 70th St and Tidewater Trl Culvert Repair/Replacement	1,492,179	Apr-27
C46142549	806 Ojai Ave Culvert Repair/Replacement	1,334,193	Jul-26
C46142551	7816 Ridein Rd/Rideout/Tidewater Culvert Repair/Replacement	1,580,884	Aug-26
C46142562	2001 Lakewood Dr. Culvert Repair/Replacement	407,590	Mar-30
C46142565	7706 Symmes Rd Culvert Repair/Replacement	240,076	Aug-26
C46142566	7204 Creekwood Ct Culvert Repair/Replacement	414,171	Jul-26
C46142568	6921 W. Hanna Ave Culvert Repair/Replacement	667,952	Apr-26
C46142572	1043 Shell Point Rd Culvert Repair/Replacement	711,982	Jun-26
C46142612	4228 Summerdale Dr Culvert Repair/Replacement	172,968	May-26
C46142613	11301 Waveland Way Culvert Repair/Replacement	578,748	Apr-26
C46142614	8834 Ashman Rd Culvert Repair/Replacement	486,944	Nov-26
C46142626	7120 E Knights Griffin Rd Culvert Repair/Replacement	182,999	Jul-26
C46142639	6514 Winding Okas Dr Culvert Repair/Replacement	678,051	May-26
C46142642	8428 W Waters Ave Culvert Repair/Replacement	152,659	Feb-26
C46142643	8301 W Pocahontas Ave Culvert Repair/Replacement	237,466	Apr-26
C46142647	1803 Cape Bend Ave Culvert Repair/Replacement	445,138	Jul-26
C46142649	5358 Durant Rd Culvert Repair/Replacement	133,995	Jan-26
C46142650	1718 Woodhaven Dr Culvert Repair/Replacement	518,897	Dec-25
C46142651	13801 N. 46th St Culvert Repair/Replacement	117,242	Dec-25
C46142657	13607 Macintosh Rd. Culvert Repair/Replacement	568,379	Nov-25
C46142659	Riviera Dr & Augusta Dr Culvert Repair/Replacement	276,375	Sep-26

Sub-Project #	Sub-Project Title	Cost Estimate	Estimated Completion Date
C46142660	97 19th Ave NW Culvert Repair/Replacement	89,577	Nov-25
C46142663	105 E North Branch Rd Culvert Repair/Replacement	150,001	Jun-26
C46142664	10936 McMullen Rd Culvert Repair/Replacement	181,587	Apr-26
C46142665	127 Hickory Creek Dr Culvert Repair/Replacement	442,079	Jan-26
C46142666	15811 Hutchison Rd Culvert Repair/Replacement	374,473	Sep-26
C46142667	15735 Gardenside Ln Culvert Repair/Replacement	344,581	Jan-26
C46142670	1617 E Keysville Rd Culvert Repair/Replacement	179,500	Sep-26
C46142672	15304 Apache Dr Culvert Repair/Replacement	266,791	Feb-26
C46142676	7802 Nundy Ave Culvert Repair/Replacement	299,207	Jun-26
C46142677	1815 Allegheny Dr Culvert Repair/Replacement	278,074	Feb-26
C46142678	5801 Benjamin Center Dr PH II Culvert Repair/Replacement	1,652,724	Dec-25
C46142679	5801 Benjamin Center Dr Culvert Repair/Replacement	1,000,686	Dec-25
C46142682	11206 Donneymoor Dr Culvert Repair/Replacement	242,668	Jul-26
C46142777	Annual Countywide Construction Replacement Program	134,587	Ongoing
C46142809	1430 Massaro Blvd Culvert Repair/Replacement	500,000	Sep-26
C46142862	5709 Benjamin Center Dr Culvert Repair/Replacement	541,804	Dec-25
C46142863	601 Shady Nook Dr. Culvert Repair/Replacement	1,898,983	Feb-26
C46142867	5309 Thonotosassa Rd Culvert Repair/Replacement	215,920	May-26
C46142868	3924 Alafia Blvd Culvert Repair/Replacement	427,385	Sep-26
C46142869	12911 Shadow Run Blvd Culvert Repair/Replacement	538,641	Jun-26
C46142870	1305 Cherry Hills Dr Culvert Repair/Replacement	410,538	Oct-25
C46142872	N Himes Ave at W Humphrey St Culvert Repair/Replacement	208,676	Jul-26
C46142873	1002 Creek Bridge Rd Culvert Repair/Replacement	171,142	Nov-25
C46142875	1418 Sydney Washer Rd	188,634	Oct-25
C46142876	10820 N Hubert Ave Outfall Culvert Repair/Replacement	251,432	May-26
C46142878	1402 Jean Street Culvert Repair/Replacement	130,749	Sep-26
C46142880	1805 Rachel Ct Culvert Repair/Replacement	607,484	Nov-25
C46142882	2203 Bruton Rd Culvert Repair/Replacement	363,753	Mar-26

Sub-Project #	Sub-Project Title	Cost Estimate	Estimated Completion Date
C46142883	S of 9805 Sheldon Rd Culvert Repair/Replacement	612,756	Mar-26
C46142884	15847 Morris Bridge Rd Repair/Replacement	216,447	May-26
C46142885	1003 Myrtle Rd Culvert Repair/Replacement	286,649	May-26
C46142886	S. Dover Rd Culvert Repair/Replacement	241,439	Mar-26
C46142887	6899 N 53rd St Culvert Repair/Replacement	110,215	Jul-26
C46142889	1304 S 58th St Ct Culvert Repair/Replacement	127,456	Aug-26
C46142890	2205 Maydell Dr Culvert Repair/Replacement	542,323	Jul-26
C46142891	10940 McMullen Rd Culvert Repair/Replacement	277,929	Jun-26
C46142892	3602 Coppertree Cir Culvert Repair/Replacement	180,260	Aug-26
C46142900	CRRP Technical Services Support (High Risk) (NOTE:PC Support)	898,780	Ongoing
C46142903	Riverview Culvert Repair/Replacement	3,293,414	Sep-29
C46142904	N Wilder Rd Culvert Repair/Replacement	814,663	Jul-28
C46142905	Jackson Springs Culvert Repair/Replacement	592,320	Jul-27
C46142906	24th St Culvert Repair/Replacement	516,692	May-26
C46142907	Oakfield Culvert Repair/Replacement	45,938	Dec-25
C46142908	Tobacco Rd Culvert Repair/Replacement	309,550	Jul-28
C46142911	7th St/10th St SW/Woodland Estates Ave. Drainage Improvements	492,000	Jul-27
C46142912	2408 Hermosa Dr. Culvert Repair/Replacement	100,631	Dec-25
C46142998	Exploratory Services for Culverts	158,858	Dec-25
C46142895	1613 S 58th St Culvert Repair/Replacement	147,039	Jul-26
C46142300	6606 Muck Pond Rd Culvert Repair/Replacement	171,093	Jul-26
C46142893	8225 La Serena Dr Culvert Repair/Replacement	478,998	Jul-26
C46142896	1308 W. Shellpoint Rd Culvert Repair/Replacement	193,738	Jul-26
C46142897	15275 Morris Bridge Rd Culvert Repair/Replacement	280,956	Apr-26
C46142898	1212 21st St SE Culvert Repair/Replacement	1,222,356	Jun-26
C46142913	7905 Pat Blvd Culvert Repair/Replacement*	401,439	Jun-26
C46142684	10408 Park Creek Blvd Culvert Repair/Replacement	600,000	Dec-29
C46142894	1318 Bluewater Dr Culvert Repair/Replacement	307,503	Jul-26

Sub-Project #	Sub-Project Title	Cost Estimate	Estimated Completion Date
C46142899	19127 Amelia Cir Culvert Repair/Replacement	343,875	Nov-26
C46142914	8401 Woodbridge Blvd Culvert Repair/Replacement	515,700	Jul-27
C46142402	Culvert Renewal and Replacement Program Project Development Studies	364,775	Jun-27
C46142999	Document Review	820,383	Ongoing
	Sub Total	$62,924,885	
	Completed and Cancelled Subprojects Prior to FY 26	$94,174,790	
	Future Funding to be Determined	($16,370,762)	
	Total Culvert Renewal & Replacement Program	$140,728,913	
C46193000 - Culvert Replacements - CDBG-DR			
TBD	Subproject TBD	$0	TBD
	Sub Total	$0	
	Completed and Cancelled Subprojects Prior to FY 26	$0	
	Available for Future Projects	$30,434,000	
	Total Culvert Replacements - CDBG-DR	$30,434,000	
C46190000 - Culvert Upgrade and Enhancement			
C46190168	13455 Walter Hunter Rd Culvert Repair/Replacement (Area 1 - Walter Hunter Crossing)	$15,000	Dec-27
C46190169	13455 Walter Hunter Rd Culvert Repair/Replacement (Area 2 - Jameson Crossing)	15,000	Dec-27
C46190534	4808 Sydney Rd Crrp - Land Acquisition Only	10,000	Dec-27
C46190199	13011 Tall Redwood Ln - Land Only	223,100	Oct-27
C46190108	108 S Webb Rd - Land Acquisition Only (For Cip 46142501)	136,300	Dec-27
C46190455	1518 7th St SW Culvert Repair/Replacement - Land Acquisition only (For CIP 46142455)	20,000	Jul-26
C46190459	7003 Seabury Ct Culvert Repair/Replacement	3,800	Apr-26
C46190903	Riverview Culvert Repair/Replacement	150,000	Sep-27
C46190904	N Wilder Rd Culvert Repair/Replacement	30,000	Dec-27

Sub-Project #	Sub-Project Title	Cost Estimate	Estimated Completion Date
C46190457	8448 S 78th Street Culvert Repair/Replacement - Land Acquisition	60,000	Sep-27
	Sub Total	$663,200	
	Completed and Cancelled Subprojects Prior to FY 26	$0	
	Available for Future Projects	$336,800	
	Total Culvert Upgrade and Enhancement	$1,000,000	
C46148000 - Culverts Renewal & Replacement Program			
TBD	Subproject TBD	$0	TBD
	Sub Total	$0	
	Completed and Cancelled Subprojects Prior to FY 26	$0	
	Available for Future Projects	$130,000,000	
	Total Culverts Renewal & Replacement Program	$130,000,000	
C46147000 - Ditch and Channel Restoration			
C46147004	E Keysville Road and Lupton Place Roadside Ditch and Sidedrain Improvements	$156,714	Jul-27
C46147005	Nichols Road and Purvis Road Roadside Ditch and Sidedrain Improvements	627,223	Jul-27
C46147006	Swilley Road and Daevyn Drive Roadside Ditch and Sidedrain Improvements	165,614	Jun-27
C46147007	Lithia Pinecrest Rd and George Smith Rd Roadside Ditch and Sidedrain Improvements	129,316	Jul-27
C46147008	Lithia Pinecrest Rd and F.M. Jones Dr Roadside Ditch and Sidedrain Improvements	71,510	Jul-27
C46147009	Lithia Pinecrest Rd and Keysville Road Roadside Ditch and Sidedrain Improvements	85,385	Jul-27
C46147010	Lithia Pinecrest Rd and Walter Hunter Road Roadside Ditch and Sidedrain Improvements	174,246	Jul-27
C46147012	Knights Griffin Rd and McIntosh Rd Roadside Ditch and Sidedrain Improvements	360,699	Jul-27
C46147013	McIntosh Rd and Flint Lake Dr Roadside Ditch and Sidedrain Improvements	284,082	Jul-27
C46147014	Five Acre Rd and Quail Meadow Rd Roadside Ditch and Sidedrain Improvements	354,573	Jul-27
C46147015	Five Acre Rd and Short Rd Roadside Ditch and Sidedrain Improvements	383,433	Jul-27
C46147016	Knights Griffin Rd and Pless Rd Roadside Ditch and Sidedrain Improvements	418,030	Oct-27
C46147017	Knights Griffin Rd and Painted Gaits Ln Roadside Ditch and Sidedrain Improvements	69,863	Oct-27
C46147018	Wilder Rd and Lawrence Rd Roadside Ditch and Sidedrain Improvements	276,151	Oct-27

STORMWATER PROGRAM MASTER PROJECTS

Sub-Project #	Sub-Project Title	Cost Estimate	Estimated Completion Date
C46147019	Knights Griffin Rd and Wilder Rd Roadside Ditch and Sidedrain Improvements	323,211	Oct-27
C46147020	Keysville Road and Avon Lady Place Roadside Ditch and Sidedrain Improvements	51,000	Jul-27
C46147021	Springsong & Cloverleaf Phase 1 Roadside Ditch and Sidedrain Improvements	125,562	Jul-27
C46147022	Charlie Wiggins and S County Road Roadside Ditch and Sidedrain Improvements	254,435	Jul-27
C46147024	Swindell Road From Charlie Taylor Road to County Line Road	52,495	Nov-26
C46147025	Beauchamp Road and Boot Bay Road from Branch Forbes Road to Whitehurst Road	97,951	Jun-28
C46147027	Nesmith Road Ditch and Sidedrain Improvements and Resurfacing (associated with Resurfacing F	114,248	May-28
C46147028	Allen Road Roadside Ditch and Sidedrain Improvements (associated with Resurfacing Project)	230,827	TBD
C46147029	Medulla Road From Coronet Road To County Line Road - Ditch and Channel Restoration	299,371	Apr-28
C46147031	Forbes Road & Sydney Road Localized Intersection Ditch and Side drain Improvements	292,572	TBD
C46147032	Channel A, G, & H Channel Maintenance Phase 1	663,000	Feb-29
C46147033	Channel A, G, & H Channel Maintenance Phase 2	331,036	TBD
C46147034	Channel A, G, & H Channel Maintenance Phase 3	305,745	TBD
C46147XXX	Channel A, G, & H Channel Maintenance Phase 4	550,000	TBD
C46147XXX	Channel A, G, & H Channel Maintenance Phase 5	550,000	TBD
C46147XXX	Henry Street Canal Benjamin rd to Sweetwater Creek Channel Improvements Ph1	250,000	TBD
C46147XXX	Henry Street Canal Benjamin rd to Sweetwater Creek Channel Improvements Ph2	250,000	TBD
C46147XXX	Henry Street Canal Benjamin rd to Sweetwater Creek Channel Improvements Ph3	300,000	TBD
C46147XXX	Thompson Rd Roadside Ditch and Sidedrain Improvements (associated with Resurfacing Project)	428,267	TBD
C46147XXX	Hutchison Road from 15750 Hutchison Road to Country Lake Drive Site 2-2	14,962	TBD
C46147XXX	Hutchison Road from Macallan Drive to 16305 Hutchison Road Site 2-1	202,398	TBD
C46147XXX	Hutchison Rd from Chastain Rd to Armistead Way Site 1-1	155,942	TBD
C46147XXX	HUTCHISON RD AT OFFENHAUR RD 1-2	49,883	TBD
C46147999	General Administrative Expenses	500	Ongoing
	Sub Total	$9,450,243	
	Completed and Cancelled Subprojects Prior to FY 26	$4,071,641	
	Available for Future Projects	$21,428,116	
	Total Ditch and Channel Restoration	$34,950,000	

Sub-Project #	Sub-Project Title	Cost Estimate	Estimated Completion Date
C46194000 - Ditch and Sidedrain Restoration - CDBG-DR			
TBD	Subproject TBD	$0	TBD
	Sub Total	$0	
	Completed and Cancelled Subprojects Prior to FY 26	$0	
	Available for Future Projects	$45,000,000	
	Total Ditch and Sidedrain Restoration - CDBG-DR	$45,000,000	
C46191000 - Drainage Improvements - CDBG-DR			
TBD	Subproject TBD	$0	TBD
	Sub Total	$0	
	Completed and Cancelled Subprojects Prior to FY 26	$0	
	Available for Future Projects	$23,246,679	
	Total Drainage Improvements - CDBG-DR	$23,246,679	
C46132000 - Major Neighborhood Drainage Improvements			
C46132025	Cranberry Lane Drainage Improvements	$1,622,425	Sep-26
	Sub Total	$1,622,425	
	Completed and Cancelled Subprojects Prior to FY 26	$9,012,412	
	Available for Future Projects	$928,948	
	Total Major Neighborhood Drainage Improvements	$11,563,785	
C46145000 - Neighborhood Drainage Capital Improvements			
C46145009	Wooten Rd Drainage Improvements	$344,093	Oct-25
C46145010	Hillview Ct Drainage Improvements	388,745	Apr-26
C46145014	Clewis Ave 5102 Drainage Improvements (Design & Construction)	1,326,532	Apr-26
C46145015	Providence Rd and Church Dr Drainage Improvements	1,609,848	Nov-26

Sub-Project #	Sub-Project Title	Cost Estimate	Estimated Completion Date
C46145019	Robin Hill Circle Drainage Improvements	1,079,944	Sep-26
C46145021	E 142nd Ave and E 140th Ave Drainage Improvements	748,255	Oct-27
C46145022	Chinaberry Drive at Baywood Drive Intersection Reconstruction	1,921,865	Nov-25
C46145024	Wilson Circle Drainage Improvements	1,323,273	Oct-26
C46145025	Jerry Smith Road Culvert Replacement	1,223,298	May-27
C46145032	Front Street Drainage Improvements (Design & Construction)	2,269,107	Jan-29
C46145036	Malta Ln Drainage Improvements	564,544	Mar-26
C46145037	Seabreeze SMI (Design & Construction)	874,874	Nov-25
C46145041	9920 Davis St Drainage Rehab	411,541	Feb-26
C46145042	Providence Rd and Brandon Crossing Cir CRRP (Design & Construction)	1,190,694	Aug-29
C46145043	3911 Cooper Rd Drainage Improvements	849,587	Nov-27
C46145045	Carrollwood Meadow Drainage Improvements (PER & Design)	2,726,786	Jan-26
C46145046	Hickory Creek Blvd and John Moore Rd	1,725,790	Nov-25
C46145047	Harney Road Hanna Ave to Hillsborough Ave Drainage Improvements	525,000	TBD
C46145051	White Heron Blvd Drainage Improvements (Design & Construction)	1,108,476	Aug-26
C46145052	Crosby Rd Drainage Improvements	168,072	Aug-28
C46145054	East Gate Mobile Estates	615,038	May-27
C46145055	Falkenburg- Six Mile Creek Road Drainage Improvements	724,725	Feb-29
C46145059	25th & 27th Street Drainage Improvements	368,498	Dec-25
C46145062	Juniperus Place Drainage Improvements	1,022,176	Nov-25
C46145064	North Ola Avenue Drainage Improvements	328,978	Jun-28
C46145068	Casey Road at Lowell Road Drainage Improvements	569,033	Feb-28
C46145069	Lake Magdalene Blvd at Dyer Road Drainage Improvements	834,701	Nov-26
C46145074	Lake Cooper Drainage Improvement	565,617	Aug-27
C46145075	Lake Magdalene Blvd and Nottinghill Drive Drainage Improvements	517,583	Sep-26
C46145076	Lakeshore Road and Lakeside Drive Drainage Improvements	468,964	Jun-27
C46145077	Lightfoot Road and Long Rifle Drive Drainage Improvements	203,000	Nov-27
C46145078	Moores Lake Road Drainage Improvements	907,118	Jun-28

STORMWATER PROGRAM MASTER PROJECTS

Sub-Project #	Sub-Project Title	Cost Estimate	Estimated Completion Date
C46145079	Simms Road Drainage Improvements	776,956	Dec-27
C46145080	Spencer Road Drainage Improvements	177,995	Nov-27
C46145081	West Kirby Street Drainage Improvements	1,084,949	Jan-27
C46145082	Windhorst Road and Seffner Valrico Road Drainage Improvements	460,534	Dec-28
C46145085	Miller Mac Road	943,000	TBD
C46145086	Canal St	375,683	Mar-29
C46145087	Bill Jackson Road Drainage Improvements	688,326	Jul-28
C46145088	East Grove Avenue Drainage Improvements	656,816	Sep-26
C46145089	Haven Bend Drainage Improvements	378,964	Jul-27
C46145091	Orange Grove Drive Drainage Improvements	680,194	Sep-26
C46145092	Whippoorwill Drive Drainage Improvements	800,000	Jun-27
C46145093	Bruton Road Drainage Improvements	860,000	Sep-30
C46145094	Deer Lake Road Drainage Improvements	453,000	TBD
C46145095	Pauls Drive & Mitchell Street Drainage Improvements Project	285,000	TBD
C46145096	Simmons Road & Lorena Road Drainage Improvements	210,000	TBD
C46145098	Bloomingdale Avenue Drainage Improvements	1,130,000	Sep-28
C46145100	Bloomingdale Ave Drainage Improvements #2	420,102	Feb-26
C46145800	Construction Material Testing Services	34,022	Ongoing
C46145801	Neighborhood Flood Protection Utilities Investigation (FY25)	487,005	Ongoing
C46145802	Progress Village Local ARP Drainage Improvements - Phase III-78th & 79th Street Drainage Impr	635,860	Nov-26
C46145850	Progress Village Regional Drainage Improvements - Land	752,612	Dec-26
C46145900	Remote Lake Level Monitoring Program	3,759,834	Dec-27
C46145999	Neighborhoods CEI	6,140,866	Ongoing
	Sub Total	$51,697,472	
	Completed and Cancelled Subprojects Prior to FY 26	$20,094,902	
	Available for Future Projects	$12,239,769	
	Total Neighborhood Drainage Capital Improvements	$84,032,143	

STORMWATER PROGRAM MASTER PROJECTS

Sub-Project #	Sub-Project Title	Cost Estimate	Estimated Completion Date
C46144000 - Stormwater Pump Station Repair & Replacement			
C46144001	P.S. Rehab - #08 Kirby Street Pump	$1,519,187	May-27
C46144110	2209 Heritage Crest Dr - Storm PS #35	802,606	Feb-30
C46144114	Boot Lake Stormwater Pump Station	370,300	Sep-28
C46144115	Lake September	835,672	Feb-28
C46144116	Buttonwood Ct. Stormwater Pump Station (Design Only)	746,714	Dec-26
C46144117	Golf Heights - Cummins Storm Pump Station Pond Modifications	421,413	Nov-26
C46144120	Tanglewood Pump Station	677,747	Feb-27
C46144121	Ventura-Alambra Pump Station	99,991	Oct-26
C46144122	Lower Sweetwater Creek (Powhatan Ave) and Hanley Rd Pump Station Study	2,523,106	Aug-26
C46144124	Stormwater Pump Station Resiliency Study	399,864	Aug-26
C46144401	Annual PS Repairs : Electrical & Communications	4,372,929	Ongoing
C46144111	2014 Whispering Sands Ct - PS #15	1,010,966	Nov-27
C46144999	Project Development/Support Services/CEI - (PS&Culvert CCNA Contract)	180,000	TBD
C46144XXX	Elevated Panel Design for Stearns Rd PS	150,000	TBD
C46144XXX	Elevated Panel Design for Hidden Forest PS	150,000	TBD
C46144XXX	Arkwright PS Replacement	200,000	TBD
C46144XXX	Lake George PS Replacement	200,000	TBD
C46144XXX	Hartline PS Replacement	200,000	TBD
C46144XXX	Fleur De Lis, Jeanette, Dorothy PS Replacements	200,000	TBD
C46144XXX	Reserves and Emergency	125,000	TBD
C46144XXX	Tier 2 Resiliency Projects	250,000	TBD
	Sub Total	$15,435,495	
	Completed and Cancelled Subprojects Prior to FY 26	$998,848	
	Available for Future Projects	$8,157,192	
	Total Stormwater Pumping Replacement	$24,591,535	

Sub-Project #	Sub-Project Title	Cost Estimate	Estimated Completion Date
C46192000 - Stormwater Pump Stations - CDBG-DR			
TBD	Subproject TBD	$0	TBD
	Sub Total	$0	
	Completed and Cancelled Subprojects Prior to FY 26	$0	
	Available for Future Projects	$6,636,312	
	Total Stormwater Pump Stations - CDBG-DR	$6,636,312	
C46137000 - Watershed Drainage Improvements			
C46137005	N Falkenburg Rd Drainage Imp.	$983,725	Feb-26
C46137014	Upper Floridian Aquifer (UFA) Recharge Pilot Project (Lake Meade)	116,663	Jun-26
C46137016	Shimberg Park Parcel Flood Mitigation Conceptual Design Feasibility Study	203,883	Dec-25
C46137017	Crosstown Bypass Feasibility Study	180,000	Apr-26
C46137018	Sligh Ave Drainage Improvements	1,485,494	Nov-26
C46137019	Falkenburg Road and Woodberry Road Drainage Improvments PD&E Study	200,000	Jul-26
C46137020	Grandfield PD&E	171,787	Jul-26
	Sub Total	$3,341,553	
	Completed and Cancelled Subprojects Prior to FY 26	$2,495,674	
	Available for Future Projects	$57,787,957	
	Total Watershed Drainage Improvements	$63,625,184	
C46140000 - Watershed Master Plan Updates			
C46140018	Hillsborough County SCADA Long- Term Planning (Q001)	$227,030	Dec-27
C46140026	Countywide Watershed Model Migration and Integration (Methodology Pilot area third party review	515,260	Dec-26
C46140027	Countywide Watershed Model Migration and Integration NE P1 (SWFWMD Proj No Q226)	499,925	Dec-26
C46140028	Countywide Watershed Model Migration and Integration NW P1 (SWFWMD Proj No Q226)	496,961	Dec-26
C46140029	Countywide Watershed Model Migration and Integration South P1(SWFWMD Proj No Q226)	528,433	Mar-27
C46140030	FY23 Hillsborough County Watershed BMP Alternatives Analysis- Hillsborough River and Tampa	400,000	Jul-26

STORMWATER PROGRAM MASTER PROJECTS

Sub-Project #	Sub-Project Title	Cost Estimate	Estimated Completion Date
C46140031	FY23 Hillsborough County Watershed BMP Alternatives Analysis- Northwest Five	300,000	Jul-26
C46140033	Hillsborough County Watershed BMP Alternatives Analysis- Delaney Creek	225,000	Feb-27
C46140034	Hillsborough County Watershed BMP Alternatives Analysis- Pemberton Baker	225,000	Sep-26
C46140035	Hillsborough County Watershed BMP Alternatives Analysis- Alafia River	350,000	Jul-26
C46140036	Hillsborough County Watershed BMP Alternatives Analysis- Little Manatee River	300,000	Sep-26
C46140037	FEMA DFIRM & FIS Process	750,000	Dec-28
C46140038	BMP-Alternative Analysis for the Cypress Creek, Duck Pond,Silver Twin and Curiosity Creek Wa	300,000	Mar-27
C46140039	Hillsborough County Watershed BMP Alternatives Analysis- Bullfrog Creek	125,000	Jan-28
C46140040	Countywide Flood Forecasting	830,609	Nov-26
C46140041	Design Storm Inundation Mapping and Road Flooding Analysis Phase 3	104,400	Sep-26
C46140XXX	Watershed Update (Land Development/CIP from Jan. 2017 to Dec. 2024) South	2,400,000	TBD
	Sub Total	$8,577,618	
	Completed and Cancelled Subprojects Prior to FY 26	$5,195,554	
	Available for Future Projects	$9,656,239	
	Total Watershed Master Plan Updates	$23,429,411	

Sub-Project #	Sub-Project Title	Cost Estimate	Estimated Completion Date
C69602000 - Advanced Traffic Management System Improvement Program			
C69602005	TAPS-LA 23 Controllers DB conversion and installation; RSUs installation	$303,817	Jan-27
C69602006	Traffic Signal Cabinet Replacement (50 Locations) Phase 1	2,610,434	Oct-27
C69602008	New ATC controllers DB conversion - CIP projects	79,966	Oct-26
C69602009	PH 3 Power Outage Emergency Beacons - CDBG - Span Wire - Design Only	250,000	TBD
C69602685	ATMS Software and ATC Controllers	1,425,110	Sep-31
C69602686	TAPS-LA 21 Controllers DB conversion and installation; RSUs installation	195,389	Sep-26
C69602687	TAPs-LA Intersection Design & Plan Development	264,718	Sep-26
C69602691	Smart Traffic Network - Phase 3 - TAPS-LA21 Corridors Part 1 - Equipment (56 Controllers and 56 Road Side Units)	389,438	Dec-25
C69602XXX	VMS Video and Events	400,000	TBD
C69602XXX	ATC Controllers (Furnish 67, Configure/DB Conversion/Install 418)	728,120	TBD
C69602XXX	Smart Traffic Network (ATTAIN Initiative FHWA Award)	987,500	TBD
C69602XXX	Smart Traffic Network Remaining Buildout - Traffic Safety Cameras & Detection Phase 1 - 82 Intersection CCTV Cameras; 9	200,000	TBD
C69602XXX	Smart Traffic Network Remaining Buildout - Connected Vehicle Roadside Units	50,000	TBD
C69602XXX	Q Free Customization and Support	10,000	TBD
	Sub Total - Active Projects	$7,894,491	
	Completed and Cancelled Subprojects Prior to FY 26	$31,757,258	
	Available for Future Projects	$10,977,842	
	Total Advanced Traffic Management System Improvement Program	$50,629,592	
C69677000 - Bridge and Guardrail Program			
C69677100	Countywide Construction - Maintenance & Repairs	$211,949	Ongoing
C69677101	Bayshore Blvd Seawall Repairs	895,809	Nov-26
C69677300	Maintenance & Repair / Structural Repairs	955,422	Ongoing
C69677312	Bridge #104201 - Hanna Rd Over Sherry's Brook Repairs	579,888	Nov-27
C69677313	Bridge #104209 - Hudson Ln Over Sweetwater Creek Repairs	440,000	Mar-27
C69677314	Bridge #104245 - W Village Dr over Brushy Creek Repairs	206,000	Nov-27
C69677315	Bridge #104313 - Carlton Lake Rd over Carlton Branch Repairs	334,000	Nov-27
C69677316	Bridge #104323 - Dickman Rd over Drainage Canal Repairs	535,106	Nov-26
C69677317	Bridge #104406 - Mcintosh Rd over Hollowmans Branch Repairs	565,489	Feb-26

Sub-Project #	Sub-Project Title	Cost Estimate	Estimated Completion Date
C69677318	Bridge #104407 - Ike Smith Rd over Hollomans Branch Repairs	744,530	Feb-28
C69677319	Bridge #104422 - Durant Rd over over Turkey Creek Repairs	512,000	May-28
C69677320	Bridge #104429 - Keysville Rd over Mizelle Creek Repairs	182,000	Dec-28
C69677321	Bridge #104446 - Sparkman Rd over Howelle Creek Repairs	351,243	May-28
C69677322	Bridge #104285 & 104286 - Gunn Hwy (EB/WB) over Rocky Creek Repairs	434,000	May-29
C69677325	Bridge #104314 - Sweat Loop Rd Over Carlton Branch Repairs	275,000	Nov-27
C69677326	Bridge #104315 - Colding Loop Over Scotts Creek Repairs	293,000	Feb-28
C69677327	Bridge #104324 - S 78th St over Archie Creek Repairs	368,451	Mar-27
C69677328	Bridge #104401 - Jim Johnson Rd Over Howelle Creek	140,000	Nov-27
C69677330	Bridge #104409 - McIntosh Rd Over Campbell Creek Repairs	223,000	May-28
C69677331	Bridge #104433 - Dorman Rd Over Little Fishhawk Creek Repairs	424,138	Oct-27
C69677332	Bridge #104444 - E Wheeler Rd Over Sydney Creek Repairs	590,521	Mar-27
C69677334	Bridge #104432 - Jameson Rd over S Prong Alafia River	250,000	May-28
C69677335	Bridge #104308 - Bishop Rd Over Dug Creek Repairs	427,897	Feb-28
C69677336	Bridge #104294 - Five Acre Rd Over Brahma Creek Repairs	111,000	Feb-28
C69677337	Bridge #104102 - Old Morris Bridge Rd over Cowhouse Creek Repairs	662,000	Sep-28
C69677338	Bridge #NTU111, NTU112, NTU113 - Carrollwood Golf Tunnel Repairs	753,110	Nov-27
C69677339	Bridge #10TUN001 & 10TUN002 - Bullard Parkway Tunnels	250,000	Nov-29
C69677340	Bridge #104440 - McIntosh Rd over Baker (Pemberton) Creek Repairs	372,000	Sep-27
C69677341	Bridge #104816 - Carraway Spice Rd over Twin Creek Repair	532,000	Feb-28
C69677342	Bridge #105611 - Orient Rd over Railroad Repairs	300,000	Nov-28
C69677500	Scour Countermeasures	29,284	Ongoing
C69677600	Bridge Inspections (Routine & Special)	1,350	Ongoing
C69677601	Bridge #105504 - W Columbus St over Hillsborough River - Fender Rehabilitation	970,062	Feb-26
C69677602	Bridge #105500 - Platt Street Bridge over Hillsborough River - Fender Replacement	7,030,196	Oct-27
C69677604	Bridge #105504 - Columbus Dr Over Hillsborough River - Bridge Painting	800,000	Aug-27
C69677605	Bridge #105500 - Platt Street Bridge over Hillsborough River Sidewalk Repair	1,782,000	Oct-27
C69677709	Bridge #100276 - Fletcher Ave over Hillsborough River Scour Repairs	1,565,000	Oct-28
C69677713	Bridge #100336 - Harney Rd over Harney Canal Repair	1,103,005	Feb-28
C69677716	Bridge #104107 - 36th Ave Over Delaney Creek Bridge Repair	907,810	Dec-26
C69677721	Bridge #100248 - Memorial over Sweetwater Creek - Scour Repair	1,400,000	Mar-28

Sub-Project #	Sub-Project Title	Cost Estimate	Estimated Completion Date
C69677722	Bridge #104204 - Tarpon Springs Rd over Brooker Creek - Scour Repair	222,864	Dec-25
C69677723	Bridge #104246 - Twin Branch Acres over Double Creek - Scour Repair	280,395	Oct-25
C69677727	Bridge #100026 - Morris Bridge Rd over Hillsborough River Scour Repair	815,000	Aug-27
C69677731	Bridge #104211 - Anderson Rd over Henry St Canal - Repair	875,646	Nov-25
C69677733	Bridge #104235 - N Manhattan Ave over Channel H - Repair	722,650	May-27
C69677734	Bridge #109916 - Pedestrian Bridge (MOSI) over Fowler Ave Repairs	75,000	Jul-29
C69677735	Bridge #104246 - Twin Branch Acres Sand Cement Wall Emergency Repair	107,925	Jun-26
C69677800	Bridge Bank Rehabilitation	1,273,683	Ongoing
C69677999	CEI and Miscellaneous Engineering Services	1,908,622	Ongoing
	Sub Total - Active Projects	$34,790,042	
	Completed and Cancelled Subprojects Prior to FY 26	$7,132,093	
	Available for Future Projects	$12,654,509	
	Total Bridge and Guardrail Program	$54,576,644	
C69200000 - Bridge Improvements			
C69200102	Bridge #104366 - Saffold Road over Dug Creek Replacement	$5,817,680	Sep-27
C69200105	Bridge #104253 - Newberger Road over Kell Creek Replacement	3,869,791	Nov-31
C69200106	*Bridge #104320 - Phillips Lane over Kitchen Branch - Replacement	1,759,958	Jan-26
C69200108	Bridge #104136 & #104137 - Port Sutton Road over Gannon Station Discharge Replacement	10,722,057	Sep-27
C69200110	Bridge #100259 - CR-579 South Fork of the Little Manatee River - Replacement	8,884,650	Dec-29
C69200111	Bridge #100260 - CR 579 over Little Manatee River - Replacement	5,704,570	Feb-30
C69200112	Bridge #104224 - Barry Rd Over Drainage Canal - Replacement	2,937,051	Oct-29
C69200113	Bridge #104312 - McMullen Loop over Rice Creek - Replacement	4,069,138	Aug-30
C69200200	CEI Bridge Replacement	399,758	Ongoing
C69200312	Bridge #104316 - Pebble Beach Ln over Aging Creek Replacement	2,471,005	May-28
C69200313	Bridge #104287 - Arrawana Ave over Twin Brook Creek Replacement	5,556,528	Jan-29
C69200332	Bridge #104402 - Pippin Rd Over Grassy Creek Branch Repairs	2,260,289	Apr-26
C69200800	Bridge Replacement Feasibility Studies	1,065,472	Ongoing
C69200801	Bridge #105500 - Platt Street Bridge over Hillsborough River Feasibility Study	863,648	Jun-27
C69200802	Bridge #105504 - Columbus Drive over Hillsborough River - Feasibility Study	796,281	Jun-27

Sub-Project #	Sub-Project Title	Cost Estimate	Estimated Completion Date
C69200803	Bridge #104307 - Leonard Lee Road over Little Manatee River Feasibility Study	115,205	Jun-27
C69200804	Bridge #104324 - CR 573 78th St over Archie Creek Feasibility Study	6,836,863	Jun-27
C69200805	Bridge #104443 - Old Hillsborough over Hooker Creek Feasibility Study	135,927	Jun-27
C69200806	Bridge #104308 - Bishop Rd over Dug Creek Feasibility Study*	190,000	Sep-30
C69200807	Bridge #104440 - McIntosh Rd over Pemberton Creek Feasibility Study	190,000	Sep-30
C69200808	Bridge #100026 - Morris Bridge over Hillsborough River Feasibility Study	190,000	Sep-30
C69200809	Bridge #104333 - CR-41A over Raceway Canal Feasibility Study*	190,000	Sep-30
C69200810	Bridge #104401 - Jim Johnson Rd over Howell Branch Feasibility Study	190,000	Sep-30
C69200811	Bridge #104223 - Sawyer Rd over Loma Slough Feasibility Study*	190,000	Sep-30
C69200812	Bridge #104205 - Hutchison Rd over Rocky Creek Feasibility Study	190,000	Sep-30
C69200813	Bridge #104201 - Hanna Rd over Sherry's Brook Feasibility Study	190,000	Sep-30
C69200814	Bridge #104415 - Sydney Road over Turkey Creek Feasibility Study*	190,000	Sep-30
C69200815	Bridge #104323 - Dickman Rd over Noonan Branch Feasibility Study	190,000	Sep-30
C69200816	Bridge #104209 - Hudson Ln over Sweetwater Creek Replacement Feasibility Study	190,000	Sep-30
	Sub Total - Active Projects	$66,355,870	
	Completed and Cancelled Subprojects Prior to FY 26	$9,759,222	
	Future Funding to be Determined	($13,017,800)	
	Total Bridge Improvement	$63,097,292	
C69693000 - CDBG Roads and Sidewalks Repairs (MP)			
	New sub-projects will be added as they are identified	$0	
	Sub Total - Active Projects	$0	
	Completed and Cancelled Subprojects Prior to FY 26	$0	
	Available for Future Projects	$5,000,000	
	Total CDBG Roads and Sidewalks Repairs	$5,000,000	
C69682000 - Corridor Safety Retrofit Improvements			
C69682002	Vision Zero Corridors Safety Retrofit - Mango Road (CR579) from MLK to Hillsborough Ave - Tier 2	$458,147	May-26
C69682004	Vision Zero Corridors - 78th Street from Causeway Blvd to Palm River Rd - Tier 1	741,607	TBD
C69682006	Lane Departure Countywide Corridor Safety - Project Development	32,292	Sep-26

Sub-Project #	Sub-Project Title	Cost Estimate	Estimated Completion Date
C69682007	Corridor Safety Retrofit - Project Development - Memorial Highway Corridor Improvements from Hillsborough Ave to Veterans	0	Sep-26
C69682008	Eureka Springs Rd, Maple Ln Corridor Improvements	601,941	Nov-27
C69682009	Shell Point Rd from 32nd St NW to US 41 - Lane Departure Corridor Safety & Mobility Improvements - Tier 1	175,000	Jul-26
C69682010	Gunn Highway Turn Lane and Safety Improvements*	507,705	Feb-27
C69682011	Lane Departure Corridor Safety & Mobility Improvements - Tier 1 - Trapnell Rd and Old Mulberry Rd	130,000	Sep-26
C69682015	Lane Departure Corridor Safety & Mobility Improvements - Tier 1 -Boyette Rd from Hawkstone Blvd to Piedmont Poodles	305,520	Dec-26
C69682020	Morris Bridge Road Safety Improvements - Tier 2 *	2,251,724	Sep-26
C69682021	Lane Departure Corridor S&M Improvements - PD Patterson Rd from Eagles Entry Dr to Tarpon Springs Rd (segments 108 a	8,998	Sep-26
C69682022	Lane Departure Corridor Safety & Mobility Improvements - Project Development - Riverview Dr from Dyer Rd to US 301 (segı	60,000	Sep-26
C69682023	Apollo Beach Corridor Safety Retrofit *	402,466	Dec-26
C69682024	Lane Departure Safety Improvements - Patterson Rd	320,000	Oct-26
C69682025	Vision Zero Corridor Safety Retrofit - Gibsonton from I-75 to Balm Riverview Rd - Tier 1	268,536	Nov-26
C69682026	FY25 Lane Departure Corridor S&M Improvements - Project Development - Fort King Hwy from Old Fort Trail to Stacy Rd (se	74,955	Sep-26
C69682027	FY25 Lane Departure Corridor S&M Improvements - Project Development - Shell Point Rd from 21st St NW to US 41 (segme	74,955	Sep-26
C69682028	FY25 Lane Departure Corridor S&M Improvements - PD - Boyette Rd from Blue Dasher Dr to Woodland Spur Dr (segments 2	74,955	Sep-26
C69682030	FY25 Lane Departure Corridor S&M Improvements Location 5 - Project Development - CR 579 Saffold Rd (Bridge Replacem	74,937	Sep-26
C69682031	Lane Departure Corridor Safety & Mobility Improvements - Tier 1 - Boyette Rd from Watercolor Drive to Village Center Drive	125,000	Sep-26
C69682032	Lane Departure Corridor Safety & Mobility Improvements - Tier 1 - Palm River Rd	123,199	Dec-26
C69682033	Vision Zero Corridor Safety Retrofit - Sheldon Rd from Hillsborough Ave to Waters Ave - Tier 2- Part 2	2,900,000	TBD
C69682034	Vision Zero Corridor Safety Retrofit - Bloomingdale Ave from Las Brisas Dr to Bell Shoals Rd - Project Development	134,799	Sep-26
C69682035	Lane Departure Corridor Safety & Mobility Improvements - Tier 1 - Anderson Rd	239,348	Sep-26
C69682037	Lane Departure Corridor Safety & Mobility Improvements - Tier 1 - Knights Griffin Rd	156,130	Dec-26
C69682039	Lane Departure Corridor Safety & Mobility Improvements - Tier 1 - Sydney Rd from Neil Acres Rd to Sydney Crossing Lane	175,000	Nov-26
C69682040	Vision Zero Corridor Safety Retrofit - Lynn Turner Rd from Gunn Hwy to Ehrlich Rd - Tier 1	153,675	Jul-26
C69682041	Vision Zero Corridor Safety Retrofit - Sheldon Rd from Hillsborough Ave to Waters Ave - Tier 1	119,915	Dec-26
C69682042	Memorial Highway from Hillsborough Ave to Veterans Expwy - Project Development (Access Management Study)	99,997	Aug-26
C69682043	Lane Departure Corridor Safety & Mobility Improvements - Tier 1 - West Waters Ave from Countryway Blvd to Sheldon Rd	0	Nov-26
C69682044	Lane Departure Corridor Safety & Mobility Improvements - Tier 2 - West Waters Ave from Countryway Blvd to Sheldon Rd	4,500,000	Mar-29
C69682045	Vision Zero Corridor Safety Retrofit - Falkenburg from Fisher Ave to Causeway Blvd - Project Development	97,183	Sep-26
C69682049	Lane Departure Corridor Safety & Mobility Improvements - Tier 1 - Boyette Rd from Blue Dasher Dr to Woodland Spur Dr (se	125,000	Nov-29
C69682800	FY 25 Corridor Safety Program - PD - Countywide	309,831	Ongoing

Sub-Project #	Sub-Project Title	Cost Estimate	Estimated Completion Date
C69682XXX	Lane Departure Corridor Safety & Mobility Improvements - Tier 2 - Anderson Rd	125,000	TBD
C69682XXX	Lane Departure Corridor Safety & Mobility Improvements - Tier 2 -Boyette Rd from Hawkstone Blvd to Piedmont Poodles	125,000	TBD
C69682XXX	Lane Departure Corridor Safety & Mobility Improvements - Tier 2 - Palm River Rd	125,000	TBD
C69682XXX	Lane Departure Corridor Safety & Mobility Improvements - Tier 2 - Knights Griffin Rd	125,000	TBD
C69682XXX	Lane Departure Corridor Safety & Mobility Improvements - Tier 2 - Boyette Rd from Watercolor Drive to Village Center Drive	125,000	TBD
C69682XXX	Lane Departure Corridor Safety & Mobility Improvements - Tier 2 -Sydney Rd from Neil Acres Rd to Sydney Crossing Lane	125,000	TBD
	Sub Total - Active Projects	$16,572,817	
	Completed and Cancelled Subprojects Prior to FY 26	$12,324	
	Available for Future Projects	$505,320	
	Total Corridor Safety Retrofit Improvements	$17,090,461	
C69679000 - Intersection Capital Improvement Program			
C69679002	Hillsborough Ave at Town and Country Blvd Intersection Improvements	$1,349,278	Feb-30
C69679003	Himes Ave and Idlewild and Lambright St Intersection Improvements (Design and Land only)	330,612	Mar-26
C69679004	Mango Road (CR 579) and Old Hillsborough Ave Intersection Improvements	8,602,904	Jun-30
C69679005	50th St and Palm River Rd Intersection Improvements	10,476,426	Jul-31
C69679006	Balm Riverview Rd and Rhodine Rd Intersection Improvements	14,569,976	Apr-31
C69679008	US 41 and Sunset Lane Intersection Improvements	3,038,356	Jan-29
C69679009	George Rd and Memorial Hwy Intersection Improvements	2,381,740	May-26
C69679010	Hanley Rd and Jackson Springs Rd Intersection Improvements	3,392,950	Dec-28
C69679011	Armenia Ave and Barclay Rd Intersection Improvements	4,345,290	May-28
C69679013	50th St and Holly Dr Intersection Improvements	9,956,145	Jun-26
C69679015	Providence Rd and Watson Rd Intersection Improvements	3,217,573	Aug-28
C69679016	N Valrico Rd and Sydney Rd Intersection Improvements	3,105,794	Oct-30
C69679017	Lumsden Rd and Valrico Rd Intersection Improvements	7,314,728	May-31
C69679018	US 301 and Riverview Dr Intersection Improvements	2,277,734	Jan-26
C69679020	Durant and Miller Rd Intersection Improvements	3,814,387	May-31
C69679028	Boyette Rd and Dorman Rd Roundabout Intersection Improvements	7,135,029	Dec-23
C69679034	US 41 & Chapman Road - Traffic Signal (FDOT)	1,035,620	TBD
C69679036	Seffner Valrico Road at Wheeler Rd Intersection Improvements	3,484,346	Nov-32
C69679037	Fletcher Ave and 15th St Intersection Improvements	4,691,311	Dec-29

Sub-Project #	Sub-Project Title	Cost Estimate	Estimated Completion Date
C69679042	US92 and Gallagher Road Intersection Improvements	1,949,638	Jan-27
C69679043	Durant Road at Dover / Little Road Intersection Safety Improvements*	4,407,027	Jul-29
C69679052	CR 39 at CR 672 Tier 3 Improvements - Overhead Flashing Beacons and Conflict Warning System	1,100,000	Jun-28
C69679053	Race Track Rd at Patterson Rd - Tier 3 Project Development	238,702	Apr-27
C69679054	Rhodine Rd at Summerfield Blvd - Tier 3 Improvements - New Traffic Signal	397,189	Nov-27
C69679055	CR 579 at Saffold Rd - Tier 3 Project Development Study	150,000	Feb-27
C69679056	E Lumsden Rd at Saint Cloud Ave - Tier 3 Project Development Study	181,517	Nov-26
C69679057	Paseo Al Mar Blvd at Gate Dancer Rd Tier 3 Improvements - New Signal	2,825,000	Oct-29
C69679058	Symmes Rd at US 301 - Tier 3 Project Development Study	211,194	Dec-26
C69679059	Balm Riverview Rd at Park Dr - Tier 3 Project Development Study	150,000	Jan-27
C69679061	FY25 Signalized Intersection Improvements - Project Development - MF1 (Fletcher Ave at 22nd St / Nebraska Ave)	39,629	Sep-26
C69679062	FY25 Signalized Intersection Improvements - Project Development - MF2 (Bloomingdale Ave at Bell Shoals Rd; Causeway B	94,877	Dec-29
C69679063	FY25 Signalized Intersection Improvements - Project Development - MF3 (Keysville Rd at CR 39 and Trapnell Rd at Turkey (	109,650	Oct-26
C69679064	FY25 Signalized Intersection Improvements - Project Development - MF4	52,282	Oct-26
C69679065	FY25 Signalized Intersection Improvements - Project Development - MF5	45,159	Oct-26
C69679066	FY25 Unsignalized Intersection Improvements - Project Development - MF1 (Bruce B Downs at Grand Pavilion, Regents Parl	98,940	Sep-26
C69679067	FY25 Unsignalized Intersection Improvements - Project Development - MF2 (Bandera Springs Cir ,E Mohawk Ave, Greenholl	154,125	Oct-26
C69679069	FY25 Unsignalized Intersection Improvements - Project Development - MF4	70,000	Oct-26
C69679070	FY25 Unsignalized Intersection Improvements - Project Development - MF5 (Greenland Dr at Rhodine Rd, Balm Riverview R	379,949	Sep-26
C69679071	Unsignalized Intersection Improvements - E Keysville Rd at Nichols Rd - Tier 1	106,472	Aug-26
C69679073	Unsignalized Intersection Improvements - North St at Delia St - Tier 1	26,440	Feb-27
C69679074	Unsignalized Intersection Improvements - CR 579 at Florence Ave - Tier 1	103,962	Aug-26
C69679075	Unsignalized Intersection Improvements - Del Webb Blvd at Haverford Ave - Tier 1	96,620	Oct-26
C69679076	Unsignalized Intersection Improvements - 14th Ave SE at 27th St SE - Tier 1	113,289	Aug-26
C69679077	Unsignalized Intersection Improvements - Heather Lakes Blvd at Windingwood Ave -Tier 1	87,024	Oct-26
C69679078	Unsignalized Intersection Improvements - Tier 1 - E Bearss Ave & Gregory Dr/Turtle Creek Cir	394,595	Feb-27
C69679079	Unsignalized Intersection Improvements - Tier 1 - Memorial Hwy & Carlyle Rd/Saltwater Blvd	107,811	Sep-26
C69679080	Unsignalized Intersection Improvements - Tier 1 - Gunn Hwy/Citrus Pointe Dr	39,440	Jul-26
C69679081	Unsignalized Intersection Improvements - Tier 1 - CR 579 at Hillsborough St	364,440	Oct-26
C69679082	Unsignalized Intersection Improvements - Tier 1 - E Chelsea St/Orient Rd	112,260	Aug-26
C69679083	Unsignalized Intersection Improvements - Tier 1 - CR 39 at Charlie Wiggins Rd/Old Hopewell Rd	182,071	Aug-26

Sub-Project #	Sub-Project Title	Cost Estimate	Estimated Completion Date
C69679084	Lumsden Rd (Brandon Prkwy to S Kings Ave) Tier 3 Improvements - New Signal and Median Modifications	1,905,738	Aug-29
C69679085	Himes Ave and Lambright St Intersection Improvements	4,924,546	May-31
C69679086	Tarpon Springs Rd at Patterson Rd and Tarpon Springs Rd at Boy Scout Rd - Tier 3 Project Development	150,000	Apr-27
C69679087	Symmes Rd at Bullfrog Creek Rd - Tier 3 Project Development Study	150,000	Apr-27
C69679088	Big Bend Rd at Clement Pride Blvd - Tier 3 Project Development Study	96,883	Nov-26
C69679089	Bloomingdale Ave at Pearson Rd - New Signal and Turn Lanes	4,150,000	Nov-30
C69679090	Himes Ave and Idlewild Ave Intersection Improvements	5,426,934	May-31
C69679091	Bearss Ave and Smitter Rd Median Modification	400,000	May-27
C69679092	Bruce B Downs Blvd and Cove Bend Rd Median Modification	850,000	May-27
C69679093	Big Bend Rd and Ketchum Valley Median Modification	400,000	May-27
C69679095	CR 574 (E Broadway Ave) and Tampa East Blvd - Tier 2 - Temporary Signal	650,000	TBD
C69679097	N Dover Rd & Walden Sheffield Rd - Tier 1 Intersection Improvements	95,000	TBD
C69679130	Signalized Intersection Improvements - Tier 2 - Lithia Pinecrest Rd at CR 39	550,000	Aug-27
C69679131	Resurfacing Surtax Support - Video Detection Installation at Intersections	437,605	TBD
C69679XXX	Livingston Ave and Fletcher Ave SATT	50,000	TBD
C69679XX5	Bloomingdale/Home Depot Median Modification	25,000	TBD
C69679100	General Engineering Support	840,080	Ongoing
	Sub Total - Active Projects	$130,011,285	
	Completed and Cancelled Subprojects Prior to FY 26	$23,399,821	
	Future Funding to be Determined	($30,712,462)	
	Total Intersection Capital Improvement Program	$122,698,644	

C69600000 - Intersection Improvement Program

C69600019	Signal Pole Replacement Locations - Preliminary Studies	$250,000	TBD
C69600021	Bullard Parkway and Temple Terrace Library Pedestrian Signal (CTT)	3,313,412	Apr-28
C69600023	Bayshore and Gandy Blvd Traffic Signal Replacement (COT)	150,000	Nov-27
C69600027	Bearss Ave at 22nd St Intersection Improvements	5,996,299	Jun-31
C69600030	County Wide Railroad Crossing Repair and Upgrade (54 Location)	193,724	TBD
C69600032	Gornto Lake Road - Tier 1 Improvements - 3 Locations	135,000	Dec-26
C69600035	Bearss Ave at Livingston Ave Intersection Improvements	11,352,000	Jun-31

TRANSPORTATION PROGRAM MASTER PROJECTS

Sub-Project #	Sub-Project Title	Cost Estimate	Estimated Completion Date
C69600036	Bruce B Downs Blvd and Fletcher Ave Intersection Improvements	7,330,000	Jun-31
C69600096	Benjamin Rd and Barry Rd Intersection Improvements	3,082,408	TBD
C69600097	Anderson Rd and Lynn Rd at Gunn Hwy Intersection Improvements	706,023	TBD
C69600102	Himes Ave at Waters Ave Intersection Improvements	2,480,149	May-28
C69600103	Bearss Ave at Florida Ave Intersection Improvements	2,289,639	Jul-28
C69600104	Mango Rd (CR 579) at Pruett Rd Intersection Improvements	9,212,209	Nov-30
C69600105	US 301 at Palm River Rd Intersection Improvements	5,594,444	Feb-27
C69600106	Balm Riverview Rd and Symmes Rd Intersection Improvements	5,874,301	Nov-28
C69600311	Gibsonton Dr and Fern Hill Dr Intersection Improvements	9,190,994	TBD
C69600314	Symmes Rd and East Bay Rd Intersection Improvements	6,825,135	Dec-29
C69600318	CR 584 (Waters Ave) and Florida Mining Blvd - Phase I Intersection Improvements	2,799,173	Apr-28
C69600319	E County Line Rd and Grand Hampton Dr Intersection Improvements	1,745,152	Dec-28
C69600320	Signal Replacement at US 92 (Hillsborough Avenue) and CR 579 (Mango Road)	120,743	Nov-27
C69600321	Himes Ave at Busch Blvd Intersection Improvements	850,000	Jun-29
C69600322	SR 60 at Maydell Drive Intersection Improvements (LFA)	1,600,000	TBD
C69600323	Turkey Creek Rd and Sydney Rd Intersection Improvements	6,179,569	Sep-27
C69600325	Bryan Rd and Lumsden Rd Signal Upgrade (HMGP - Covid)	961,100	Jan-28
C69600326	Gibsonton Dr Mid-Block Near Flume Terr Signal Upgrade (HMGP - Covid)	510,834	Jan-28
C69600334	FDOT LFA - CR 587 (Gunn Highway) and Dale Mabry Highway Southbound (SB) Ramp Terminal Intersection	1,901,000	TBD
C69600335	Railroad Crossing Major Improvement - N St Cloud Avenue	1,228,348	TBD
C69600337	County Wide Railroad Crossing Repair and Upgrade Phase 2A (7 Location)	290,572	TBD
C69600XXX	SR 39 and Knights Griffin (FDOT/Plant City LFA)	2,000,000	TBD
C69600XXX	Railroad Crossing Major Improvement – Oak Avenue	200,000	TBD
C69600040	Signal Pole Inspections and Investigations	570,000	Ongoing
C69600999	General Support Services	15,140,824	Ongoing
	Sub Total - Active Projects	$110,073,052	
	Completed and Cancelled Subprojects Prior to FY 26	$38,702,767	
	Future Funding to be Determined	($6,855,626)	
	Total Intersection Improvement Program	$141,920,193	

Sub-Project #	Sub-Project Title	Cost Estimate	Estimated Completion Date
C69645000 - Intersection Operation & Safety Program			
C69645102	Himes Ave and Idlewild Ave Intersection Improvements	$141,363	Sep-27
C69645111	Hanley Rd and Jackson Springs Rd Intersection Improvements	193,099	Mar-27
C69645125	Durant at Miller Rd Intersection Improvements	985,865	Aug-27
	Sub Total	$1,320,326	
	Completed and Cancelled Subprojects Prior to FY 26	$8,965,786	
	Available for Future Projects	$17,341	
	Total Intersection Operation & Safety Program	$10,303,453	
C69601000 - New & Improved Signalization Program			
C69601402	Front St and Valrico Rd Intersection Improvements	$4,836,717	Nov-28
	Sub Total - Active Projects	$4,836,717	
	Completed and Cancelled Subprojects Prior to FY 26	$11,048,233	
	Available for Future Projects	$3,805,009	
	Total New & Improved Signalization Program	$19,689,959	
C69638000 - Pedestrian Safety & Mobility Enhancement Program			
C69638006	Pierce Middle School Ped Safety and Circulation Improvements	$995,126	TBD
C69638014	Springhead Elementary School Circulation Improvements	474,141	Jul-26
C69638016	Riverview Elementary School Circulation Improvements	1,062,668	TBD
C69638017	Palm River Elementary School Ped. Safety and Circulation Improvements	444,511	TBD
C69638018	Brooker Elementary School and Burns Middle School Circulation	520,738	TBD
C69638022	Rodgers Middle School Sidewalk	4,037,567	Apr-29
C69638041	Sumner High School Zone and Pedestrian Mobility Enhancements - Zones 1 & 4 *	2,167,348	Sep-26
C69638043	Walker Middle School Circulation Improvements	1,858,547	Jun-32
C69638045	Providence Rd from Brandon Crossing Cir to Plantation View Ave	500,000	Jun-28
C69638048	Parsons Ave at HCA Brandon Hospital Pedestrian Safety Improvements	200,000	Oct-27
C69638049	Bounding Homes St – Pedestrian Safety Improvements	200,000	Dec-26
C69638050	Tampa Riverwalk Cass Street Underpass Pedestrian Safety Improvement Project*	200,000	TBD

Sub-Project #	Sub-Project Title	Cost Estimate	Estimated Completion Date
C69638051	HART-Bus Stop Ped Safety and Access - Boyette Rd from US301 to McMullen Rd - Tier 1	150,000	Dec-27
C69638052	Riverview Drive from Capitano St to Providence Rd - PD&E Only	45,473	Sep-26
C69638053	Pedestrian Corridor Safety Retrofit Palm River Road Midblock Crosswalk - Tier 2	225,000	TBD
C69638061	Northdale Boulevard Pedestrian Crosswalk Enhancements	439,937	Apr-27
C69638066	21st Ave SE and 1st St SW Pedestrian Crosswalk Improvements	274,248	Feb-27
C69638101	Falkenburg Road and Bellewater Boulevard Pedestrian Improvements.	205,000	Feb-27
C69638102	Progress Blvd Simmons Bowers Park and Progress Village Park Crosswalk	451,597	Jul-27
C69638103	Covington Gardens Drive Pedestrian Crossing Improvements - Doby Elementary	195,000	Sep-26
C69638104	Bruce B Downs Blvd and Cross Creek Blvd (Blank-Out No Right)	366,386	Aug-27
C69638105	Gunn Highway and Wayne Road - Pedestrian Signal	1,120,388	Aug-28
C69638106	Gunn Highway And Peterson Road - Pedestrian Signal	1,380,359	Nov-28
C69638107	Ped Safety Improvements-Webb Rd and Town&Country Greenway Trail	623,370	Oct-27
C69638108	FY24 Pedestrian Corridor Safety Retrofit - Fletcher Ave (N Armenia Ave to N Florida Ave - Project Development	24,909	TBD
C69638110	Corridor Safety Retrofit-W Bloomingdale Ave (from Las Brisas Dr to S Kings Ave) - Tier 1	88,136	Mar-27
C69638111	FY24 Pedestrian Corridor Safety Retrofit - Boyette Rd (Browning Rd to Dorman Rd) - Project Development	24,909	TBD
C69638112	Pedestrian Corridor Safety Retrofit- Gibsonton Dr (from US41 to I75) - Project Development	49,976	TBD
C69638113	Pedestrian Corridor Safety Retrofit - Manhattan Ave (Gandy Blvd to Euclid Ave) - Project Development	24,909	TBD
C69638114	Mobility Fee District 1 Ped Corridor Study	102,094	Sep-26
C69638116	Pedestrian Corridor Safety Retrofit - Kings Ave from Lumsden Rd to Bloomingdale Ave - Project Development	85,079	TBD
C69638117	Pedestrian Corridor Safety Retrofit - Multiple Locations	154,794	Sep-26
C69638118	Mobility Fee Zone 1 Safe Access to Transit Study FY24	192,032	Sep-26
C69638119	HART-Bus Stop Ped Safety and Access- Bloomingdale Ave & Providence Rd - Project Development	137,179	Mar-26
C69638120	HART-Bus Stop Ped Safety and Access - Boyette Rd from US301 to McMullen Rd - Project Development	65,949	Feb-26
C69638121	Pedestrian Corridor Safety Retrofit- Gibsonton Dr (from US41 to I75) Tier 1	120,950	Feb-27
C69638122	Pedestrian Corridor Safety Retrofit- Tier 1 - 14th Ave SE from 12th St SE to 21st St SE	667,770	Oct-26
C69638123	Pedestrian Corridor Safety Retrofit - Fletcher Vision Zero Corridor Armenia Ave to Florida Ave - Tier 1	200,000	Feb-27
C69638125	HART-Bus Stop Ped Safety and Access - Tier 1 - Kelly Rd	130,000	Dec-27
C69638132	HART Transit Safety & Access Corridor Retrofit - Boyette Road (US 301 to Newell Valley Loop) Tier 1	0	May-27
C69638133	Pedestrian Safety Improvements - 15th Street (Fowler Avenue to Fletcher Avenue) Phase II	2,263,435	Jan-28
C69638135	Pedestrian Corridor Safety Retrofit - Project Development - 14th St/6th St SE from College Ave to 16th Ave SW (includes BO	45,765	Sep-26
C69638136	Bicycle Corridor Retrofit - Project Development - Palm River Rd from US 41 to US 301	96,051	Sep-26

Sub-Project #	Sub-Project Title	Cost Estimate	Estimated Completion Date
C69638137	Bicycle corridor retrofit - Project Development - Symmes Rd from US 41 to Balm Riverview Rd	90,636	Sep-26
C69638139	Sidewalk Feasibility - Project Development - Lynn Rd (Henderson Rd to Anderson Rd)	48,377	Sep-26
C69638140	Sidewalk Feasibility - Project Development - Livingston Rd (Wildlife Run to Old Livingston Ave)	47,082	Sep-26
C69638141	Project Development - Gunn Highway at 4 Oaks Rd	0	Sep-26
C69638143	Pedestrian Corridor Safety Retrofit - Project Development - Bearss Ave from Casey Rd to Smitter Rd	125,345	Sep-26
C69638144	BOCC Sidewalk Feasibility - Project Development - N Dover Rd (SR 60 to Thomas Cooper Rd)	54,757	Sep-26
C69638145	BOCC Sidewalk Feasibility - Project Development - Fletcher Ave from 50th St to 56th St - WR04141909	64,254	Sep-26
C69638146	Pedestrian Corridor Safety Retrofit - Project Development - Harney Rd from Sligh Ave to 56th St	126,183	Sep-26
C69638148	Pedestrian Corridor Safety Retrofit - Project Development - CR 672 from Clement Pride Blvd to Balm Riverview Rd	86,162	Sep-26
C69638149	Pedestrian Corridor Safety Retrofit - Project Development - McIntosh Rd from I-4 to Dickey Ave	42,217	Sep-26
C69638151	HART-Bus Stop Ped Safety and Access - Project Development - Palm River Rd from US 41 to 78th St	60,000	Sep-26
C69638152	HART-Bus Stop Ped Safety and Access - Project Development - Mobility Fee 1 - Bearss Ave, Skipper Rd, Livingston Ave	49,471	Sep-26
C69638153	Bicycle corridor retrofit - Project Development - Bruce B Downs Blvd from USF Holly Dr to Cypress Cay Blvd - (include BOC(	107,499	Sep-26
C69638154	Dana Shores Dr Sidewalk Connection (Goes With C46145097)	100,000	Apr-31
C69638155	Pedestrian Safety Corridor Retrofit - Project Development - Williams Rd	31,803	Sep-26
C69638156	Pedestrian Safety Mobility and Enhancements - Lopez Elementary School *	300,000	Jul-26
C69638158	Summerfield Crossing Blvd at Candle Stick Ln Mid-Block Crossing	299,524	Apr-27
C69638160	West Village Drive RRFBs	320,000	Feb-27
C69638161	Nicklaus Cir & Casey Rd Pedestrian Crossing (RRFBs)	83,273	Feb-27
C69638201	Calusa Trace Blvd Ped Improvements	200,000	Feb-27
C69638203	Pedestrian Corridor Safety Retrofit- Boyette Rd (from Browning Rd to Dorman Rd) Tier 2	1,350,000	TBD
C69638206	HART-Bus Stop Ped Safety and Access - Boyette Rd from US301 to McMullen Rd Tier 2, Part 2 Design & Construction	2,650,000	TBD
C69638210	HART-Bus Stop Ped Safety and Access- Waters Ave & Himes Ave Tier 2, Part 2 Design & Construction	2,250,000	TBD
C69638213	HART-Bus Stop Ped Safety and Access- Bloomingdale Ave & Providence Rd Tier 2, Part 2 Design & Construction	2,900,000	TBD
C69638216	Pedestrian Corridor Safety Retrofit- Sheldon Rd (from Waters Ave to Steward Pond Ln) & Waters Ave (from Sheldon Rd to H	3,050,000	TBD
C69638217	Williams Rd from Governors Run to Joe Ebert Pedestrian Facility Improvements	1,197,378	Mar-30
C69638218	Aston Gardens - Linebaugh Avenue Infrastructure and Safety Improvements *	17,789	TBD
C69638219	Pedestrian Corridor Safety Retrofit- Sheldon Rd (from Waters Ave to Steward Pond Ln) & Waters Ave (from Sheldon Rd to H	129,856	Nov-26
C69638220	Bicycle corridor retrofit - Causeway Blvd from Falkenburg Rd to Brandon Pkwy Tier 1	190,000	Dec-28
C69638221	Bicycle corridor retrofit - Shell Point Rd from US 41 to 24th St SE Tier 1	29,917	Jun-26
C69638222	HART - Memorial Hwy & Kelly Rd & Hanley Rd Project Development Finalization	33,444	Sep-26

Sub-Project #	Sub-Project Title	Cost Estimate	Estimated Completion Date
C69638223	Pedestrian Corridor Safety Retrofit- Boyette Rd (from Browning Rd to Dorman Rd) Tier 1	117,128	Aug-26
C69638224	Pedestrian Corridor Safety Retrofit - Kings Ave from Lumsden Rd to Bloomingdale Ave Tier 1	130,000	Nov-27
C69638225	Bicycle corridor retrofit - Tarpon Springs Rd from County Line to Gunn Hwy Tier 1	39,212	TBD
C69638226	Pedestrian Corridor Safety Retrofit- Tier 1 - Rhodine Rd from Balm Riverview Rd to Colonial Estates Ln	130,082	Nov-27
C69638227	Pedestrian Corridor Safety Retrofit- Riverview Dr from US 301 to Alafia Dr & Providence Rd from Church Dr to End Tier 1	280,000	Nov-28
C69638228	HART-Bus Stop Ped Safety and Access- Waters Ave & Himes Ave Tier 1	400,000	Jun-28
C69638229	HART-Bus Stop Ped Safety and Access - Bloomingdale and Providence Road Tier 1	140,000	Dec-26
C69638230	HART - Bus Stop Ped Safety and Access - Memorial Hwy Tier 1	130,000	Sep-27
C69638XXX	Bicycle corridor retrofit - Design&Construction Tier 2 - Tarpon Springs Rd from County Line to Gunn Hwy	350,000	TBD
C69638XXX	Pedestrian Corridor Safety Retrofit Waters Ave and Rustic Dr	300,000	TBD
C69638100	Annual Localized School Safety Improvement	635,095	Ongoing
C69638200	Annual Pedestrian Safety Improvements with Pavement Resurfacing Program	602,135	Ongoing
C69638300	CEI Pedestrian Safety	75,026	Ongoing
C69638999	General Support Services	1,215,126	Ongoing
	Sub Total	$43,190,110	
	Completed and Cancelled Subprojects Prior to FY 26	$17,332,180	
	Future Funding to be Determined	($4,009,122)	
	Total Pedestrian Safety & Mobility Enhancement Program	$56,513,168	
C69701000 - Power Outage Emergency Beacons - CDBG-DR (MP)			
	New sub-projects will be added as they are identified	$0	
	Sub Total - Active Projects	$0	
	Completed and Cancelled Subprojects Prior to FY 26	$0	
	Available for Future Projects	$2,482,000	
	Total Power Outage Emergency Beacons - CDBG-DR	$2,482,000	
C69696000 -Road Repaving -- Surtax (MP)			
C69696001	Resurfacing Tax Project HC027 OLD HOPEWELL RD from HENRY GEORGE RD to HORTON RD Priority Tier 1	$381,427	Feb - 26
C69696005	Resurfacing Tax Project HC046 RUSTIC DR Local Road Group Priority Tier 1	420,568	Oct - 25
C69696006	Resurfacing Tax Project HC032 PAT BLVD Local Road Group Priority Tier 1	888,094	Oct - 25

Sub-Project #	Sub-Project Title	Cost Estimate	Estimated Completion Date
C69696007	Resurfacing Tax Project HC048 WINTERWIND DR from CASEY RD to EHRLICH RD Priority Tier 1	275,422	Jul - 26
C69696008	Resurfacing Tax Project HC040 24TH AVE S Local Road Group Priority Tier 1	462,880	Dec - 26
C69696009	Resurfacing Tax Project HC043 MILL POINT SUBDIVISION Local Road Group Priority Tier 1	375,163	Oct - 25
C69696014	Resurfacing Tax Project HC033 COMPTON ST Local Road Group Priority Tier 1	915,131	Oct - 25
C69696015	Resurfacing Tax Project HC044 ALAVISTA DR Local Road Group Priority Tier 1	1,300,135	Mar - 26
C69696016	Resurfacing Tax Project HC037 LONE OAK RD from TURKEY CREEK RD to DRAWDY RD Priority Tier 1	460,692	Oct - 25
C69696017	Resurfacing Tax Project HC010 TAYLOR GILL RD from STATE ROAD 674 to COUNTY LIMIT Priority Tier 1	593,039	Feb - 26
C69696018	Resurfacing Tax Project HC018 HENRY GEORGE RD from OLD HOPEWELL RD to E KEYSVILLE RD Priority Tier 1	3,406,797	Dec - 26
C69696019	Resurfacing Tax Project HC041 NORTH MOBLEY RD from GUNN HWY to HUTCHISON RD Priority Tier 1	1,241,348	Aug - 27
C69696020	Resurfacing Tax Project HC006 TARPON SPRINGS RD from COUNTY LIMIT to GUNN HWY Priority Tier 1	4,055,365	Aug - 27
C69696021	Resurfacing Tax Project HC007 SHELDON RD from W WATERS AVE to W HILLSBOROUGH AVE Priority Tier 1	4,216,483	Aug - 27
C69696022	Resurfacing Tax Project HC009 S COUNTY ROAD 39 from SR674 to COUINTY LIMIT Priority Tier 1	4,210,446	May - 27
C69696023	Resurfacing Tax Project HC001 COUNTY ROAD 672 from BALM RD to S COUNTY ROAD 39 Priority Tier 1	7,878,165	Aug - 27
C69696024	Resurfacing Tax Project HC031 S 58TH ST from PALM RIVER RD to S 22ND ST Priority Tier 1	774,378	Mar - 27
C69696025	Resurfacing Tax Project HC008 E KEYSVILLE RD from S COUNTY ROAD 39 to LITHIA PINECREST RD Priority Tier 1	3,602,265	Aug - 27
C69696026	Resurfacing Tax Project HC002 LITHIA PINECREST RD from S COUNTY ROAD 39 to HWY 640 Priority Tier 1	6,086,545	Aug - 27
C69696027	Resurfacing Tax Project HC049 CLAY PIT RD from COUNTY ROAD 579 to PINE ST Priority Tier 1	888,029	Mar - 27
C69696028	Resurfacing Tax Project HC024 MOORES LAKE RD from E US HIGHWAY 92 to MARTIN LUTHER KING BLVD Priority Tier	2,506,700	Mar - 27
C69696029	Resurfacing Tax Project HC004 S COUNTY ROAD 579 from STATE ROAD 674 to COUNTY LIMIT Priority Tier 1	1,586,902	May - 27
C69696030	Resurfacing Tax Project HC021 THONOTOSASSA RD from N FORBES RD to MARSHALL DR Priority Tier 1	2,197,702	Sep - 26
C69696031	Resurfacing Tax Project HC030 ALLEN RD from S COUNTY LINE RD to LITHIA PINECREST RD Priority Tier 1	1,118,000	Jul - 27
C69696032	*Resurfacing Tax Project HC026 STAFFORD RD from FRITZKE RD to N FORBES RD Priority Tier 1*	2,374,589	Jul - 26
C69696033	Resurfacing Tax Project HC003 W KNIGHTS GRIFFIN RD from STACY RD to STRAUSS RD Priority Tier 1	7,919,949	Apr - 28
C69696034	Resurfacing Tax Project HC071 CRYSTAL LAKE RD from GERACI RD to US 41 Priority Tier 2	2,060,000	TBD
C69696035	Resurfacing Tax Project HC019 THONOTOSASSA RD from TAYLOR RD to MCINTOSH RD Priority Tier 1	2,217,717	Apr - 28
C69696036	*Resurfacing Tax Project HC014 COOPER RD / FRITZKE RD from W KNIGHTS GRIFFIN RD to WIDGETS WALK WAY Pri	3,196,741	Feb - 26
C69696037	Resurfacing Tax Project HC025 COVINGTON GARDEN DR from Big Bend Rd to OXFORD GARDEN CIR Priority Tier 1	807,353	Apr - 27
C69696038	Resurfacing Tax Project HC035 S FALKENBURG RD from EAGLE PALM DR to DEER CHASE DR Priority Tier 1	2,565,321	Mar - 27
C69696039	Resurfacing Tax Project HC005 PROGRESS BLVD from JOANNE KEARNEY BLVD to S FALKENBURG RD Priority Tier 1	2,255,000	Mar - 27
C69696040	Resurfacing Tax Project HC029 HARTFORD ST from US41 to S 70TH ST Priority Tier 1	1,476,550	Mar - 27
C69696041	Resurfacing Tax Project HC028 CAUSEWAY BLVD from S FALKENBURG RD to US 301 Priority Tier 1	1,657,467	Mar - 27

Sub-Project #	Sub-Project Title	Cost Estimate	Estimated Completion Date
C69696042	Resurfacing Tax Project HC022 E HANNA AVE from N 40th ST to HARNEY RD Priority Tier 1	3,051,574	Dec - 26
C69696043	Resurfacing Tax Project HC016 W FLETCHER AVE from N DALE MABRY HWY to N ARMENIA AVE Priority Tier 1	3,354,626	Dec - 26
C69696044	Resurfacing Tax Project HC036 EHRLICH RD from W BEARSS AVE to LAKE MAGDALENE BLVD Priority Tier 1	1,712,289	Dec - 26
C69696045	Resurfacing Tax Project HC057 HUDSON LN from SR597 to ORANGE GROVE DR Priority Tier 1	403,771	Dec - 26
C69696046	Resurfacing Tax Project HC017 W FLETCHER AVE from N ARMENIA AVE to N BOULEVARD Priority Tier 1	2,974,759	Dec - 26
C69696047	Resurfacing Tax Project HC047 HAMPTON PARK BLVD from LOWELL RD to GUNN HWY Priority Tier 1	707,800	Aug - 27
C69696048	Resurfacing Tax Project HC039 PROVIDENCE RIDGE BLVD from S GORNTO LAKE RD to PROVIDENCE RD Priority Tier	971,264	Mar - 27
C69696049	*Resurfacing Tax Project HC015 MUCK POND RD / GORE RD from N KINGSWAY RD to GALLAGHER RD Priority Tier 1 *	4,103,754	Apr - 26
C69696050	Resurfacing Tax Project HC050 CEDAR CREEK BLVD from HENDERSON RD to ANDERSON RD Priority Tier 1	447,534	Aug - 27
C69696051	Resurfacing Tax Project HC023 MEMORIAL HWY from W HILLSBOROUGH AVE to MONTAGUE ST Priority Tier 1	1,281,849	Aug - 27
C69696052	Resurfacing Tax Project HC012 COUNTRYWAY BLVD from W LINEBAUGH AVE to W WATERS AVE Priority Tier 1	3,827,850	Aug - 27
C69696053	Resurfacing Tax Project HC020 MORRIS BRIDGE RD from COUNTY LIMIT to CROSS CREEK BLVD Priority Tier 1	2,993,032	Oct - 26
C69696054	Resurfacing Tax Project HC011 MORRIS BRIDGE RD from MORRIS BRIDGE-I75 N RAMP to MORRIS BRIDGE PARK Pric	4,133,804	Feb - 26
C69696055	Resurfacing Tax Project HC061 SYDNEY RD / SALEM CHURCH RD from N DOVER RD to TURKEY CREEK RD Priority Ti	5,270,000	TBD
C69696056	Resurfacing Tax Project HC073 SWINDELL RD from CHARLIE TAYLOR RD to N COUNTY LINE RD Priority Tier 2	1,360,000	TBD
C69696057	Resurfacing Tax Project HC064 PRUETT RD from BLACK DAIRY RD to N KINGSWAY RD Priority Tier 2	2,940,000	TBD
C69696058	Resurfacing Tax Project HC065 N KINGSWAY RD from THONOTOSASSA RD to PRUETT RD Priority Tier 2	2,870,000	TBD
C69696059	Resurfacing Tax Project HC066 12TH ST NE / INTERCHANGE ST from E SHELL POINT RD to US 41 Priority Tier 2	2,520,000	TBD
C69696060	Resurfacing Tax Project HC070 SINCLAIR HILLS RD from N NEBRASKA AVE to LIVINGSTON AVE Priority Tier 2	1,880,000	TBD
C69696061	Resurfacing Tax Project HC059 BRUCE B DOWNS BLVD from E BEARSS AVE to E FOWLER AVE Priority Tier 2	4,390,000	TBD
C69696062	Resurfacing Tax Project HC062 HARNEY RD from US 301 to US 301 Priority Tier 2	4,470,000	TBD
C69696063	Resurfacing Tax Project HC068 BIG BEND RD from BALM RIVERVIEW RD to LOVERS LN Priority Tier 2	1,480,000	TBD
C69696064	Resurfacing Tax Project HC038 E FOWLER AVE from US 301 to Tom Fulsom Rd Priority Tier 1	62,257	Dec - 26
C69696090	Construction Engineering and Inspection - Surtax	5,665,828	Ongoing
C69696099	Project Administration and Support - Road Repaving (Surtax)	2,151,696	Ongoing
C69696100	Priority Tier 1 Project Development - Pavement Data Collection and Geotech	800,000	Ongoing
C69696X65	Resurfacing Tax Project HC075 E 151ST AVE from N 12TH ST to LIVINGSTON AVE Priority Tier 2	1,300,000	TBD
C69696X66	Resurfacing Tax Project HC045 MESSLER RD from SYMMES RD to BLISS RD Priority Tier 2	1,030,000	TBD
C69696X67	Resurfacing Tax Project HC072 DONNEYMOOR DR from MCMULLEN RD to BOYETTE RD Priority Tier 2	1,400,000	TBD
C69696X68	Resurfacing Tax Project HC053 BLACK DAIRY RD from PRUETT RD to E SLIGH AVE Priority Tier 2	980,000	TBD
C69696X69	Resurfacing Tax Project HC063 VARN RD from CR 39 to W KNIGHTS GRIFFIN RD Priority Tier 2	2,900,000	TBD

Sub-Project #	Sub-Project Title	Cost Estimate	Estimated Completion Date
C69696X70	Resurfacing Tax Project HC074 BRYANT RD from THOMPSON RD to LITHIA PINECREST RD Priority Tier 2	1,320,000	TBD
C69696X71	Resurfacing Tax Project HC069 PORTER RD from E KEYSVILLE RD to ALLEN RD Priority Tier 2	1,950,000	TBD
C69696X72	Resurfacing Tax Project HC060 WILLOW RD from S US HIGHWAY 301 to COUNTY LIMIT Priority Tier 2	6,090,000	TBD
C69696X73	Resurfacing Tax Project HC076 TAVISTOCK DR Local Road Group Priority Tier 2	1,290,000	TBD
C69696X74	Resurfacing Tax Project HC077 IMPERIAL KEY Local Road Group Priority Tier 2	1,170,000	TBD
C69696X92	Priority Tier 2 Project Development - Pavement Data Collection and Geotech	250,000	TBD
	Sub Total	$161,876,053	
	Completed and Cancelled Subprojects Prior to FY 26	$1,788,159	
	Available for Future Projects	$44,927,624	
	Total Road Repaving -- Surtax (MP)	$208,591,836	
C69684000 - Roadway Pavement Preservation - ARP Act Revenue Recovery Funds			
C69684058	Road Resurfacing by Neighborhood - Old Big Bend Rd	$165,033	Nov-24
C69684103	North Howard Ave from West Kennedy Blvd to West St. Louis St Group (820) - Major Road Resurfacing	3,366,423	Mar-25
C69684124	BAYAUD DR. GROUP (10990) - LOCAL ROADS RESURFACING	303,300	Oct-24
C69684125	BRELAND DR. GROUP (11000) - LOCAL ROADS RESURFACING	187,877	Oct-24
C69684126	HAMPDEN DR. GROUP (11010) - LOCAL ROADS RESURFACING	450,632	Oct-24
C69684127	WHEELING DR. GROUP (12060) - LOCAL ROADS RESURFACING	131,747	Apr-25
C69684128	KEYSTONE PARK COLONY GROUP (12360) - LOCAL ROADS RESURFACING	263,190	Mar-25
C69684129	SHADBERRY DR. GROUP (12040) - LOCAL ROADS RESURFACING	296,328	Apr-25
C69684130	PHILMORE ROAD GROUP (14480) - LOCAL ROADS RESURFACING	188,442	Mar-25
C69684132	ABBEY LN GROUP (13760) - LOCAL ROADS RESURFACING	127,055	Feb-25
C69684133	WILKINSON DR. GROUP (19010) - LOCAL ROADS RESURFACING	449,965	Jun-25
C69684134	24TH AVE. S.E. GROUP (26220) - LOCAL ROADS RESURFACING	88,824	Jun-25
C69684135	STONEPOINTE PLACE GROUP (13320) - LOCAL ROADS RESURFACING	92,432	May-25
C69684136	N. GLEN AVE. GROUP (15050) - LOCAL ROADS RESURFACING	428,018	May-25
C69684137	WEXFORD GREEN DR. GROUP (21830) - LOCAL ROADS RESURFACING	145,807	May-25
C69684189	Riverview Dr from US Hwy 41 to End of Pavement at 11227 Riverview Dr	2,239,858	Sep-24
C69684197	Regents Park Drive (from North Entrance of BBD Blvd to South Entrance of BBD Blvd) & Pebble Creek Dr Group (7750) - Ma	251,858	Sep-24
C69684198	Tobacco Rd from Hutchison to Van Dyke Group (2200) - Major Road Resurfacing	344,959	TBD

Sub-Project #	Sub-Project Title	Cost Estimate	Estimated Completion Date
C69684922	Localized Repair ARP	512,083	Ongoing
C69684998	CEI	1,898,708	Ongoing
C69684999	General Support Serv	252	Ongoing
TBD	Remaining Dollars for additonal work orders or projects	40,359	TBD
	Sub Total	$11,973,148	
	Completed and Cancelled Subprojects Prior to FY 26	$30,526,852	
	Available for Future Projects	($271,818)	
	Total Roadway Pavement Preservation - ARP Act Revenue Recovery Funds	$42,228,182	
C69631000 - Roadway Pavement Preservation Program			
C69631026	Plantation Blvd Group (12120) - Local Roads Resurfacing	$1,142,943	Sep-25
C69631027	Flag Item Localized Pavement Repairs (Wostal)	1,000,000	TBD
C69631090	Project Administration and Support	4,790,525	Ongoing
C69631092	CWS LOCALIZED R	9,084,492	Ongoing
C69631093	Annual Construction CEI and Testing	5,102,135	Ongoing
C69631102	North Armenia Ave Resurfacing from West Kennedy Boulevard to W Columbus Dr.	263,119	Apr-28
C69631103	North Howard Ave from West Kennedy Blvd to West St. Louis St Group (820) - Major Road Resurfacing	796,021	TBD
C69631104	North Westshore Boulevard Resurfacing from West Kennedy Boulevard to West Spruce St	3,017,094	Apr-26
C69631105	West Columbus Dr. from N Dale Mabry to Armenia Group (8300) - Major Road Resurfacing	3,304,075	Nov-25
C69631107	West and East Waters Ave. Group (4700) - Major Road Resurfacing	3,700,100	Feb-25
C69631108	Pine Crest Manor Blvd. / W. Lambright St. / W. Sligh Ave. Group (4500) - Major Road Resurfacing	5,962,199	Nov-26
C69631191	33rd St SE from 27th Ave SE to South of 14th SE Group (4980) Major Road Resurfacing	2,170,905	May-26
C69631194	Oakfield Dr. From S. Lakewood Dr. Group (2680) - Major Road Resurfacing	1,376,744	Jan-25
C69631196	N. Wilder Rd From US HWY 92 To E. - Group (4090) - Major Road Resurfacing	4,726,181	Jan-26
C69631198	Jackson Springs Road Group (3380) - Major Road Resurfacing	2,068,147	Jan-27
C69631199	7th Street S.W. and 10th Street and S.W. Woodland Estates Ave. Group (3000) - Major Road Resurfacing	3,007,937	Jan-27
C69631200	24TH ST SE From DEAD END To E COLLEGE AVE GROUP (5010) - Major Road Resurfacing	2,948,384	May-26
C69631202	Road Resurfacing by Neighborhood (existing funding)	5,437,355	Ongoing
C69631232	Tobacco Rd from Hutchison to Van Dyke Group (2200) - Major Road Resurfacing	3,225,000	TBD
C69631250	FY25 LOCALIZED REPAIR - MAJOR ROADS	3,213,526	Ongoing

Sub-Project #	Sub-Project Title	Cost Estimate	Estimated Completion Date
C69631251	FY25 CWS LOCALIZED REPAIR - NIEGHBORHOOD ROADS	600,000	Ongoing
C69631301	Geotechnical Design - PD&E	1,100,000	Ongoing
C69631302	PROJECT DEVELOPMENT - FY23 ANNUAL PCI INSPECTION NEIGHBORHOOD RDS	398,312	Ongoing
C69631303	PROJECT DEVELOPMENT - PCI REPORT SERVICES	175,716	Ongoing
C69631305	BAYAUD DR. GROUP (10990) - LOCAL ROADS RESURFACING	82,707	TBD
C69631306	BRELAND DR. GROUP (11000) - LOCAL ROADS RESURFACING	27,869	TBD
C69631317	East Tampa - Localized Pavement Repairs	200,000	Sep-25
C69631318	NORTHBRIDGE BLVD FROM WOODBRIDGE BLVD TO W WATERS AVE. GROUP (3550) - MAJOR ROAD RESURFACIN	2,477,877	Oct-27
C69631319	Breckenridge Pkwy Group (16010) - Local Roads Resurfacing	207,000	Sep-25
C69631320	N. 59th St. Group (16060) - Local Roads Resurfacing	238,000	Sep-25
C69631321	N. 50th St. Group (16080) - Local Roads Resurfacing	403,394	Sep-25
C69631322	WHEELING DR. GROUP (12060) - LOCAL ROADS RESURFACING	461,946	Apr-25
C69631325	Jaudon Rd. Group (19790) - Local Roads Resurfacing	425,000	Oct-25
C69631326	Turkey Creek Rd. Group (24420) - Local Roads Resurfacing	400,000	Oct-25
C69631327	Huckleberry Dr. Group (25330) - Local Roads Resurfacing	257,517	Oct-25
C69631330	STONEPOINTE PLACE GROUP (13320) - LOCAL ROADS RESURFACING	19,481	May-25
C69631333	Beauchamp Rd and Boot Bay Rd Resurfacing From Branch Forbes Rd to E Dead End - Group (5550) - Major Road Resurfac	1,738,448	TBD
C69631334	Swindell Rd From Charlie Taylor Rd To County Line Rd. - Group (5540) - Major Road Resurfacing	618,752	May-28
C69631335	W Clifton St Group (15130) - Local Roads Resurfacing	117,845	Oct-25
C69631336	Wagonwheel Rd Group (26160) - Local Roads Resurfacing	168,000	Oct-25
C69631337	Woodland Estates Ave Group (17900) - Local Roads Resurfacing	585,000	Oct-25
C69631338	Wood Lake Blvd Group (11840) - Local Roads Resurfacing	414,000	Oct-25
C69631339	Ranger Dr Group (11650) - Local Roads Resurfacing	257,115	Oct-25
C69631342	Lewis Rd Group (25270) - Local Roads Resurfacing	183,000	Oct-25
C69631343	Knowles Rd Group (24820) - Local Roads Resurfacing	222,000	Oct-25
C69631344	Hancock's Acres Group (23070) - Local Roads Resurfacing	489,000	Oct-25
C69631345	Futch Rd Group (20010) - Local Roads Resurfacing	387,000	Oct-25
C69631346	Florida Mining Blvd Group (13080) - Local Roads Resurfacing	346,135	Oct-25
C69631347	El Doradro Dr. Group (13512) - Local Roads Resurfacing	400,000	Oct-25
C69631348	Eden Roc Cir (Formerly Dana Shores Dr) Group (13370) - Local Roads Resurfacing	931,375	Oct-25
C69631349	E Terrace Dr Group (18400) - Local Roads Resurfacing	391,500	Oct-25

Sub-Project #	Sub-Project Title	Cost Estimate	Estimated Completion Date
C69631350	Dimarco Rd Group (13380) - Local Roads Resurfacing	199,848	Oct-25
C69631351	Dana Shores Dr. Group (3462) - Local Roads Resurfacing	420,000	Oct-25
C69631352	Countryview Rd Group (18230) - Local Roads Resurfacing	313,000	Oct-25
C69631353	Cloverleaf Dr Group (25190) - Local Roads Resurfacing	182,000	Oct-25
C69631354	Church St Group (20410) - Local Roads Resurfacing	64,500	Oct-25
C69631355	Bray Rd Group (13390) - Local Roads Resurfacing	741,209	Oct-25
C69631356	Baytree Dr Group (23410) - Local Roads Resurfacing	566,000	Oct-25
C69631357	Paces Ferry Dr Group (11850) - Local Roads Resurfacing	329,000	Oct-25
C69631359	Bay Dr Group (11360) - Local Roads Resurfacing	198,000	Oct-25
C69631361	Nesmith Rd From Horton Rd To E Trapnell Rd. - Group (3800) - Major Road Resurfacing	3,780,272	TBD
C69631363	County Road 672 From US301 to Balm Rd - Group (12900) - Major Road Resurfacing	5,892,933	TBD
C69631364	S. Park Rd from Gordon Food Service Dr. to Bakers St. - Group (1050) - Major Road Resurfacing	3,631,860	Feb-27
C69631365	Morris Bridge Rd From Morris Bridge-I75 N Ramp To Morris Bridge Park Group (650) - Major Road Resurfacing	500,000	Apr-26
C69631367	Bayshore Blvd Roadway Maintenance & Repair	1,000,000	May-26
C69631368	PINE ST GROUP (18870) - Local Roads Resurfacing	920,000	Dec-25
C69631900	PROJECT DEVELOPMENT - GEOTECHNICAL DESIGN NEIGHBORHOOD ROADS	1,158,311	Ongoing
C69631901	CWS LOCALIZED REPAIR - LOCAL ROADS	1,030,632	Ongoing
C69631902	LOCALIZED REPAIR - MAJOR ROADS	3,049,150	Ongoing
C69631903	PAVEMENT CONDITION INSPECTIONS - MAJOR & LOCAL ROADS	1,432,622	Ongoing
	Sub Total	$106,470,207	
	Completed and Cancelled Subprojects Prior to FY 26	$115,608,395	
	Available for Future Projects	$80,712,672	
	Total Roadway Pavement Preservation Program	$302,791,274	

C69676000 - Safe Routes To School Programs

C69676006	Countywide School Speed Zone Upgrades Phase 2 - Overhead Mounted Beacons & Signs (Design Phases A, B, C; Construc	$7,490,412	Feb-28
C69676010	Localized School Safety Improvements - Westchase Elementary Sidewalk Gap	130,000	Feb-27
C69676011	Westchase Elementary School - Linebaugh Avenue Safety Enhancements	900,000	Oct-27
C69676012	Countywide School Speed Zone Upgrades Phase 2 - Overhead Mounted Beacons & Signs (Construction Phase 2C)	7,035,951	May-28

Sub-Project #	Sub-Project Title	Cost Estimate	Estimated Completion Date
C69676013	Countywide School Speed Zone Upgrades Phase 2D - Overhead Mounted Beacons & Signs (Design & Construction)	4,078,403	Oct-28
C69676100	Annual Localized School Safety Improvements	484,786	Ongoing
C69676202	School Route Safety Improvements - Leto HS (2A), Pierce MS (1A), Alexander ES (1B) - Tier 2	335,860	Nov-26
C69676205	School Route Safety Improvements - Gaither HS (4A) & Claywell ES (4B) - Tier 1	315,576	Aug-26
C69676207	School Route Safety Improvements - Brandon HS (5A) & Limona ES (5B) - Tier 1	294,120	Jul-26
C69676300	CEI Safe Routes	54,789	Ongoing
C69676301	School Route Way Finding - Mort Elementary to Harvest Hope	263,800	Nov-27
C69676302	Annual Localized School Safety Improvements - Memorial Highway Hazardous Walking Condition Corrections	288,211	Aug-27
C69676304	School Routes Safety Improvements - King HS and Robles ES Tier 2	245,706	Feb-26
C69676306	School Routes Safety Improvements - Gaither HS & Claywell ES Tier 2	370,123	May-27
C69676313	School Routes Safety Imp - Webb MS, Town N Country ES, Morgan Woods ES & Woodbridge ES Tier 1 (D&C)	511,791	Sep-26
C69676315	Annual School Route Project Development - LENNARD	89,943	Sep-26
C69676316	School Route Safety Improvements - Lennard HS & Thompson ES Tier 1	351	Dec-29
C69676317	School Route Safety Improvements - Lennard (8) and Thompson Tier 2	2,360,000	Dec-28
C69676318	Annual School Route Project Development -Mann & Seffner (9A & 9B)	90,362	Sep-26
C69676320	School Route Safety Improvements - Mann & Seffner (9A & 9B) Tier 2	2,010,000	Dec-28
C69676323	School Route Safety Improvements - Giunta (10) Tier 2	5,600,000	Sep-28
C69676324	FY25 School Route Safety Improvements - Project Development - Pinecrest ES - PD&E - Mobility Fee 5	101,207	Sep-26
C69676325	Annual School Route Project Development - Aquilla J. Morgan High School (14)	150,000	Sep-26
C69676326	Folsom Elementary - Harney Rd Sidewalk Extension	621,506	Jul-27
C69676327	FY25 School Route Safety Improvements - Project Development - East Bay HS, Corr ES, Eisenhower MS - PD&E - Mobility I	185,300	Sep-26
C69676328	Newsome High School - Tier 1 Improvements	60,000	Jul-26
C69676329	Annual School Route Project Development - Jennings Middle School/Wiliams Rd	150,000	Sep-27
C69676331	Dorothy C. York Innovation Academy - School Safety Improvements At Covington Garden Drive and Paseo Al Mar Boulevar	671,034	Feb-27
C69676332	School Routes Safety Improvements - Riverview HS Tier 2 - Part 2	2,250,000	Mar-28
C69676333	Annual Localized School Safety Improvements - Lennard High School and HCC - 24th St Crosswalk Improvements	75,000	Nov-26
C69676335	School Route Safety Improvements - Gaither HS & Claywell ES (4A & 4B) Tier 2 - Part 2	2,429,952	Sep-26
C69676337	School Route Safety Improvements - Leto, Pierce & Alexander Tier 2 - Part 2	2,629,952	Sep-26
C69676339	School Routes Safety Improvements - King HS and Robles ES Tier 2- Part 2	2,429,952	Sep-26
C69676340	School Route Safety Improvements - Brandon HS & Limona ES (5A & 5B) Tier 2 - Part 2	2,429,952	Sep-26
C69676500	Safe Routes to School and SS4A Engineering Support	89,937	Ongoing

Sub-Project #	Sub-Project Title	Cost Estimate	Estimated Completion Date
C69676XXX	Beth Shields Way - All-way and Ped Improvements	65,000	TBD
	Sub Total	$47,288,974	
	Completed and Cancelled Subprojects Prior to FY 26	$6,128,493	
	Future Funding to be Determined	($13,156,511)	
	Total Safe Routes To School Programs	$40,260,956	
C69691000 - Safe Streets and Roads for All			
C69691001	Safe Routes to School - Brandon HS & Limona ES	$2,970,847	Feb-28
C69691002	Safe Routes to School - Gaither HS & Claywell ES	1,675,272	Feb-29
C69691003	Safe Routes to School - King HS & Robles ES	3,086,490	Jul-29
C69691004	Safe Routes to School - Leto HS, Pierce MS, Alexander ES	1,522,565	Aug-28
C69691005	Vision Zero Corridor Safety Retrofit - Mango Road (CR579) from MLK to Hillsborough Ave	2,023,533	Jan-28
C69691006	HART Bus Stop Ped Safety and Access - W Waters Ave (Grady Ave-Waterford Ave) and N Himes Avenue (Kenyon Ave-Sligl	850,000	Oct-28
C69691007	HART Bus Stop Ped Safety and Access - Bloomingdale Ave from Providence Rd to Las Brisas Dr	972,260	Jan-29
C69691008	HART Bus Stop Ped Safety and Access - Boyette Rd from US 301 to McMullen Rd	1,130,462	Jan-29
C69691009	Safe Routes to School - Webb MS, Town and Country ES, Morgan Woods ES, and Woodbridge ES	2,881,865	Sep-29
C69691010	Safe Routes to School - Riverview HS	1,045,182	Aug-28
C69691011	Pedestrian Corridor Safety Retrofit - Bruce B Downs Blvd from 138th Ave to Bearss Ave	1,647,926	Aug-30
C69691012	Pedestrian Corridor Safety Retrofit - Manhattan from Gandy Blvd to Euclid Ave	892,051	Aug-29
C69691013	Pedestrian Corridor Safety Retrofit - Fletcher Ave from Armenia Ave to Florida Ave	3,304,692	Sep-30
C69691014	Pedestrian Corridor Safety Retrofit - Gibsonton Dr from US 41 to I-75	1,330,475	Nov-28
C69691015	Pedestrian Corridor Safety Retrofit - W Bloomingdale Ave from Las Brisas Dr to S Kings Ave	1,370,082	Jan-31
C69691016	Pedestrian Corridor Safety Retrofit - Sheldon Rd from Hills to Steward Pond and Waters from Sheldon to Hanley	1,700,211	Jun-28
C69691017	Vision Zero Corridor Safety Retrofit - Lynn Turner Rd from Gunn Hwy to Ehrlich Rd	1,426,278	Aug-28
C69691018	Vision Zero Corridor Safety Retrofit - Sheldon Rd from Hillsborough Ave to Waters Ave	2,215,529	Jun-28
C69691019	Vision Zero Corridor Safety Retrofit - Gibsonton Dr from I-75 to Balm Riverview Rd	1,917,787	Nov-28
C69691020	Vision Zero Corridor Safety Retrofit - 78th Street from Causeway Blvd to Palm River Rd	1,701,005	Jun-28
C69691021	SS4A Implementation - Before After Analysis	210,109	Sep-26
C69691102	Pedestrian Corridor Safety Retrofit - N Armenia Ave from W Kennedy Blvd to W Columbus Dr	3,400,000	Mar-28
C69691105	Pedestrian Corridor Safety Retrofit - W Columbus Dr from N Armenia Ave to N Nebraska Ave	4,646,719	Mar-28

Sub-Project #	Sub-Project Title	Cost Estimate	Estimated Completion Date
C69691200	Project Administration Support - Leto HS, Pierce Ms, and Alexander ES	325,000	Ongoing
C69691200	Project Administration Support - Brandon HS & Limona ES	325,000	Ongoing
C69691200	Project Administration Support - Gaither HS & Claywell ES	325,000	Ongoing
C69691200	Project Administration Support - King HS & Robles ES	325,000	Ongoing
C69691200	Project Administration Support	158,741	Ongoing
C69691900	SS4A Implementation Grant- Planning Updates	297,066	Sep-26
	Sub Total	$45,677,146	
	Completed and Cancelled Subprojects Prior to FY 26	$0	
	Future Funding to be Determined	($8,272,146)	
	Total Safe Streets and Roads for All	$37,405,000	
C69689000 - Sidewalk Improvements - ARP Act Revenue Recovery Funds			
	All Subprojects are completed	$0	
	Sub Total	$0	
	Completed and Cancelled Subprojects Prior to FY 26	$6,439,505	
	Available for Future Projects	$44	
	Total Sidewalk Improvements - ARP Act Revenue Recovery Funds	$6,439,549	
C69678000 - Sidewalk Repair Program			
C69678058	Sailbrooke Dr Sidewalk Repair - grinding	$320,840	Nov - 25
C69678068	Vonderburg Dr Sidewalk Repair	235,610	Nov - 25
C69678069	John Moore Rd / S Parsons Ave Sidewalk Repair	970,045	Dec - 25
C69678071	Yale Cir Sidewalk Repair	190,833	Nov - 25
C69678073	Seabird Way Sidewalk Repair	102,263	Dec - 25
C69678074	Hollyberry Ct Sidewalk Repair	102,208	Nov - 25
C69678076	High Knoll Dr Sidewalk Repair grinding	190,158	Oct - 25
C69678078	Surrey Pines Dr Sidewalk Repair	178,129	Dec - 25

Sub-Project #	Sub-Project Title	Cost Estimate	Estimated Completion Date
C69678079	Emerald Lake Dr Sidewalk Repair	54,733	Dec - 25
C69678080	Applegate Cir Sidewalk Repair	335,906	Jan - 26
C69678081	Hawkridge Rd Sidewalk Repair	522,530	Feb - 26
C69678083	Platinum Dr Sidewalk Repair	102,657	Feb - 26
C69678084	The Fox and The Greens Sidewalk Repair	259,918	Mar - 26
C69678085	Bloom Hill Ave Sidewalk Repair	257,155	Mar - 26
C69678086	Palm River Rd Sidewalk Repair	226,069	Apr - 26
C69678087	Shearcrest Dr Sidewalk Repair - grinding	122,290	Apr - 26
C69678088	Westbrook Ave Sidewalk Repair	282,647	Apr - 26
C69678089	N Pebble Beach Blvd / El Rancho Dr Sidewalk Repair	946,919	May - 26
C69678090	Dumont Dr Sidewalk Repair	311,943	Dec - 25
C69678091	East View Dr Sidewalk Repair	399,302	Oct - 25
C69678092	River Overlook Dr Sidewalk Repair	293,948	Oct - 25
C69678093	Aberdeen Creek Cir Sidewalk Repair	125,846	Oct - 25
C69678096	Colonial Ridge Dr Sidewalk Repair - grinding	231,943	Oct - 25
C69678097	Garden Quilt Cir Sidewalk Repair	347,180	Oct - 25
C69678126	Natures Way Blvd-Culbreath Rd Sidewalk Repair - grinding	937,744	Apr - 26
C69678101	Channelside Dr Sidewalk Repair	31,536	Feb - 26
C69678119	875 W Bay To Bay Blvd Sidewalk Repairs	83,924	Feb - 26
C69678120	N Armenia Ave / N Howard Ave / Cimin Sidewalk Repairs	107,892	Feb - 27
C69678121	N Howard Ave Sidewalk Repairs	338,511	Apr - 26
C69678122	870 W Bay To Bay Blvd Sidewalk Repair	88,090	Dec - 26
C69678123	W Sligh Ave / E Sligh Ave Sidewalk Repair	148,945	Feb - 27
C69678124	W Gandy Blvd Sidewalk Repair - grinding	105,654	Mar - 26
C69678102	Westchase Section 115 Sidewalk Repair	118,320	Oct - 25
C69678104	Brooker Rd Sidewalk Repair	105,349	Jan - 26
C69678105	Manor Oak Dr Sidewalk Repair	99,161	Mar - 26
C69678107	Upper Creek Dr - Cortaro Dr Sidewalk Repair	262,042	Nov - 25
C69678109	Wind Dancer St Sidewalk Repair	474,815	Jan - 26
C69678110	Bonneville Dr Sidewalk Repair	200,030	Dec - 25
C69678111	Lake Carrol Way Sidewalk Repair	120,502	Oct - 25

Sub-Project #	Sub-Project Title	Cost Estimate	Estimated Completion Date
C69678112	Swan Lake Dr Sidewalk Repair	298,682	Jan - 26
C69678113	Hutchison Rd Sidewalk Repair	185,397	Jan - 26
C69678115	Staghorn Rd Sidewalk Repair	266,207	Jan - 26
C69678116	Cedarwood Village Dr Sidewalk Repair	98,155	Dec - 25
C69678117	River Close Blvd Sidewalk Repair	330,874	Apr - 26
C69678118	North Village Dr Sidewalk Repair	118,385	Jan - 26
C69678129	Fox Chapel Rd Sidewalk Repair	110,756	Apr - 26
C69678130	Misty Isle Ln Sidewalk Repair	432,861	Feb - 26
C69678131	Heathridge Dr Sidewalk Repair	118,483	Apr - 26
C69678134	Oakmont Ave Sidewalk Repair*	298,372	Feb - 26
C69678135	Palomaglade Dr Sidewalk Repair*	299,192	Jun - 26
C69678136	Bellwood Dr Sidewalk Repair*	186,230	Mar - 26
C69678138	Danbury Dr Sidewalk Repair*	183,993	Apr - 26
C69678140	Sandy Creek Dr Sidewalk Repair*	860,894	Jun - 26
C69678142	Boyette Creek Blvd Sidewalk Repair*	652,831	Oct - 26
C69678145	Banfield Dr Sidewalk Repair	126,711	Oct - 26
C69678148	Covington Garden Dr Sidewalk Repair*	74,094	Nov - 26
C69678162	Arbor Lakes Community Sidewalk Repair *	474,390	Mar - 26
C69678176	Durant Trails Blvd Sidewalk Repair	236,970	Mar - 26
C69678178	Fairway Ridge Ct Sidewalk Repair	80,442	Apr - 26
C69678172	Monarch Park Dr Sidewalk Repair	803,147	May - 26
C69678163	Symmes Rd Sidewalk Repair	238,560	Oct - 25
C69678164	Valley Forge Blvd Sidewalk Repair	94,775	Oct - 25
C69678165	Cypress Harbor Dr Sidewalk Repair	103,971	Oct - 25
C69678166	Wilcox Rd Sidewalk Repair	75,003	Nov - 25
C69678167	N Hesperides St Sidewalk Repair	127,308	Oct - 25
C69678168	W Humphrey St / N Grady Ave Sidewalk Repair	117,299	Oct - 25
C69678169	Camden Woods Dr Sidewalk Repair	106,319	Oct - 25
C69678170	W Idlewild Ave Sidewalk Repair	38,140	Oct - 25
C69678171	Theresa St Sidewalk Repair	102,927	Oct - 25
C69678128	N Kings Ave Sidewalk Repair - Non ARP	116,158	Dec - 25

Sub-Project #	Sub-Project Title	Cost Estimate	Estimated Completion Date
C69678180	Summer Springs Dr Sidewalk Repair	289,557	Dec - 25
C69678200	Annual Countywide Sidewalk CEI	1,682,363	Ongoing
C69678099	S Manhattan Ave / Henderson Blvd Sidewalk Repair	430,307	Dec - 26
C69678100	E Colombus / E 18th Ave Sidewalk Repair	1,273,835	Oct - 26
C69678125	Curry Rd Sidewalk Repairs	223,923	Jun - 26
C69678114	Covington Stone Ave Sidewalk Repair	417,350	Jun - 26
C69678132	Boysenberry Dr Sidewalk Repair	286,070	May - 26
C69678133	Riverwood Blvd Sidewalk Repair	345,186	Jul - 26
C69678137	Kingsbury Cir Sidewalk Repair	144,140	Jul - 26
C69678139	W Lutz Lake Fern Rd Sidewalk Repair	178,920	Aug - 26
C69678141	Country Place-West Sidewalk Repair	330,235	Sep - 26
C69678143	Hollow Hill Dr Sidewalk Repair	379,202	Oct - 26
C69678144	Big Sur Dr Sidewalk Repair	314,906	Aug - 26
C69678146	Rockrose Dr Sidewalk Repair	491,581	Oct - 26
C69678147	Tifton Dr Sidewalk Repair	156,820	Sep - 26
C69678149	Springview St Sidewalk Repair	146,670	Sep - 26
C69678150	Hunters Haven Blvd Sidewalk Repair	538,477	Jan - 27
C69678151	Tribute Dr Sidewalk Repair	295,059	Apr - 27
C69678152	Spring Oak Ct Sidewalk Repair	140,486	Aug - 26
C69678156	Woodway Dr Sidewalk Repair	250,480	Aug - 26
C69678158	Hulsey Rd Sidewalk Repair	149,565	Aug - 26
C69678159	Long Meadow Dr Sidewalk Repair	68,515	Aug - 26
C69678174	Osprey Glen Dr Sidewalk Repair	893,466	Nov - 26
C69678175	W Robertson St Sidewalk Repair	171,289	Sep - 26
C69678177	Waterton Dr Sidewalk Repair	330,701	Jul - 26
C69678179	Darlington Dr Sidewalk Repair	381,284	Oct - 26
C69678183	Colonial Lake Dr / Lake Saint Charles Blvd Sidewalk Repair	460,873	Dec - 26
C69678182	Deepbrook Dr Sidewalk Repair	484,478	Sep - 26
C69678173	Fort Duquesna Dr Sidewalk Repair	526,206	Jul - 26
C69678184	Merlinglen Pl Sidewalk Repair	279,244	Sep - 26
C69678190	Paddock Trail Dr Sidewalk Repair	144,461	Sep - 26

Sub-Project #	Sub-Project Title	Cost Estimate	Estimated Completion Date
C69678189	Bruce B Downs Blvd Asphalt Sidewalk Repair	116,986	Jan - 27
	Sub Total	$30,013,746	
	Completed and Cancelled Subprojects Prior to FY 26	$15,079,413	
	Available for Future Projects	$36,327,226	
	Total Sidewalk Repair Program	$81,420,385	
C69675000 - South Coast Greenway Trail (Adamsville & Big Bend Pedestrian Overpass)			
C69675001	South Coast Greenways Trail Phase 3 (Adamsville)	$6,278,913	TBD
C69675002	South Coast Greenways Trail (Big Bend Pedestrian Overpass)	16,146,760	TBD
	Sub Total	$22,425,673	
	Completed and Cancelled Subprojects Prior to FY 26	$0	
	Future Funding to be Determined (project includes undetermined funding)	$9	
	Total South Coast Greenway Trail (Adamsville & Big Bend Pedestrian Overpass)	$22,425,682	
C69639000 - Sun City Center Pedestrian Mobility			
C69639002	Cypress Village Blvd. Mobility Improvements	$1,165,334	May-24
	Sub Total	$1,165,334	
	Completed and Cancelled Subprojects Prior to FY 26	$2,718,265	
	Available for Future Projects	$1,719,761	
	Total Sun City Center Pedestrian Mobility	$5,603,360	

Sub-Project #	Sub-Project Title	Cost Estimate	Estimated Completion Date
C10327000 -Countywide Aquifer Recharge Program			
10327024001	North Hillsborough Aquifer Recharge Program	$6,526,146	TBD
10327025001	Aquifer Recharge Wells (SHARP Site #6)	6,101,103	TBD
10327025002	Aquifer Recharge Wells (NHARP Site #2)	498,330	TBD
	Sub Total	$13,125,579	
	Sub-Projects Completed Prior to FY26	$4,752,000	
	Available for Future Projects	$103,022,421	
	Total Countywide Aquifer Recharge Program	$120,900,000	
C31979000 - Countywide Non-Urgent Facility R&R			
3197926003	FRO Falkenburg Lobby Impr	$102,291	TBD
	Sub Total	$102,291	
	Sub-Projects Completed Prior to FY26	$8,850,000	
	Available for Future Projects	$8,764,242	
	Total Countywide Non-Urgent Facility R&R	$17,716,533	
C31977000 - Countywide Potable Water Transmission & Distribution System			
3197719003	US 301 AC WM (Symmes Rd to Cone Grove RD)	$792,959	TBD
3197721005	Sunset Plaza and Mobile Home Community Utility Connection	458,961	TBD
3197723002	Water Main Extension along Pistol Range Rd to Montague St	80,000	TBD
3197725004	Fire Hydrant Replacement Program 24-25	1,010,550	TBD
3197725005	Master Meter Replacement 2025	900,000	TBD
31977026001	Sugar Loaf Lane Water Main Extension Project	80,000	TBD
31977026002	Cypress Park-Cedar Lane Water Main Extension Project- Funding Only	23,432	TBD
31977026003	Linebaugh HDPE Water Line Repair	92,859	TBD
	Sub Total	$3,438,760	
	Sub-Projects Completed Prior to FY26	$25,138,000	
	Available for Future Projects	$25,998,851	
	Total Countywide Potable Water Transmission & Distribution System	$54,575,611	
C10171000 - Countywide Wastewater Collection and Transmission System			
1017117001	Tanglewood Force main Replacement	$1,133,250	TBD
1017123008	Town & Country Phase II	418,206	TBD
1017124001	Town & Country-Rocky Creek - Bay Path Lane and Brunswick Lane Septic to Sewer Conversion	505,207	TBD

Sub-Project #	Sub-Project Title	Cost Estimate	Estimated Completion Date
1017124005	Riflecrest and Gangplank FM Installation	2,500,000	TBD
1017124007	Teco Corridor Forcemain Replacement ($11MM)	11,396,748	TBD
1017124008	Tampa Shores FM Installation	1,000,000	TBD
1017124009	Clifton Street FM Replacement Phase 2	1,000,000	TBD
1017125004	Sliplining FY24-26	4,000,000	TBD
1017125008	Sugar Loaf Ln WM Extension GEO (Funding Only)	5,000	TBD
1017125010	Kings Blvd Gravity Sewer Repair	350,000	TBD
1017125012	Manhole Reh Program 25-27	4,501,741	TBD
1017126003	CLOSEOUT - Hanley Rd Lateral Repair	0	Jul-26
1017126004	Green Cove Dr. Gravity Main Repair	0	TBD
1017126005	Golf & Sea Blvd Gravity Main Repair	0	TBD
	Sub Total	$26,810,152	
	Sub-Projects Completed Prior to FY26	$55,287,000	
	Available for Future Projects	$65,920,902	
	Total Countywide Wastewater Collection and Transmission System	$148,018,054	
C10138000 - Countywide Wastewater Lift Stations R&R			
1013818005	Pump Station Electrical Panel Upgrades (Arcadis)	$4,796,512	TBD
1013823046	Dale Mabry #1 Rehab	300,000	TBD
1013824014	Pumpstation VTSCADA migration Project	762,400	TBD
1013824042	LPSS Lift Stations Rehab for NexComm Monitoring System	441,869	TBD
1013824056	Scada Panel Install Contract multiple stations	6,810,534	TBD
1013825005	Gasparino full rehab	117,539	TBD
1013825012	FRO Tree Top Lakes pump purchase	25,097	TBD
1013825019	Kings Blvd. #1 rehab	461,261	May-26
1013825029	FRO Sheldon Super Spare Pump	207,113	May-26
1013826002	Station Generator Program (4year duration)	2,400,000	TBD
1013826004	FRO Pump Purchase Willow Pond 905150	23,517	TBD
1013826006	FRO Pump Purchase Rue Bordeaux 900977	17,507	TBD
1013826007	High Head pump purchases for Lentz, Mitchell Super, Fairway, Culbreath #2, and College	387,760	TBD
1013826010	South Area Hydromantic Pump (S4T) Station Conversions	748,949	TBD
1013826013	Minor rehab of 3 North stations (Shadow Pond, Windhawk, Tidal Bay)	191,919	TBD
1013826014	Minor rehab central stations (Forest Oaks, Ken brook,7 Durant #2, Village Court)	144,688	TBD
1013826015	Minor rehab of 7 south stat (19th St,NW,Tortoise, Mirabay #1,Fruitwood, Falcon Ridge, Tanglewood,	485,125	TBD

Sub-Project #	Sub-Project Title	Cost Estimate	Estimated Completion Date
1013826016	Minor rehab of 3 south stations	402,585	TBD
1013826017	FRO Wet Well Wizard Purchase – North LS Round #2	249,550	TBD
	Sub Total	$18,973,927	
	Sub-Projects Completed Prior to FY26	$120,421,000	
	Available for Future Projects	$125,060,252	
	Total Countywide Wastewater Lift Stations R&R	$264,455,179	
C10340000 - Countywide Water & Wastewater Extension - ARP Act 3 Funds			
1034024002	Cypress Park-Cedar Ln - WM Extension	$139,066	TBD
1034024004	Sugar Loaf Lane WM Extension	796,000	TBD
1034024005	Lighthouse on 78th Street FM Connection	635,000	TBD
	Sub Total	$1,570,066	
	Sub-Projects Completed Prior to FY26	$1,485,000	
	Available for Future Projects	$166,971	
	Total Countywide Water & Wastewater Extension - ARP Act 3 Funds	$3,222,037	
C10347000 - Lift Station Resiliency - CDBG-DR			
103470-26001	Lift Station Resiliency - Pre-Design	$500,000	TBD
	Sub Total	$500,000	
	Sub-Projects Completed Prior to FY26	$0	
	Available for Future Projects	$18,000,000	
	Total Lift Station Resiliency - CDBG-DR	$18,500,000	
C10348000 - Low Pressure Sewer System - CDBG-DR			
TBD	New sub-projects will be added as they are identified	TBD	TBD
	Sub Total	$0	
	Sub-Projects Completed Prior to FY25	$0	
	Available for Future Projects	$30,000,000	
	Total Low Pressure Sewer System - CDBG-DR	$30,000,000	
C10768000 - Low Pressure Sewer System (LPSS)			
1076826001	LPSS Installs in Wimauma for FY 26	$500,000	Dec-26
1076826002	LPSS- Installs in Ruskin for FY 26	300,000	Dec-26

Sub-Project #	Sub-Project Title	Cost Estimate	Estimated Completion Date
1076826003	LPSS- TECO FY 26 Invoices	150,000	Dec-26
	Sub Total	$950,000	
	Sub-Projects Completed Prior to FY26	$22,986,000	
	Available for Future Projects	$7,950,517	
	Total Low Pressure Sewer System (LPSS)	$31,886,517	
C10310000 - LPSS SCADA System Replacement			
TBD	New sub-projects will be added as they are identified	TBD	TBD
	Sub Total	$0	
	Sub-Projects Completed Prior to FY26	$0	
	Available for Future Projects	$3,262,500	
	Total LPSS SCADA System Replacement	$3,262,500	
C32025000 - Neighborhood Pipeline Retrofit Program			
32025000	Project Development, Management & Oversight	$500,000	TBD
3202526001	Upper Tampa Bay Water Main Upgrades	200,000	TBD
3202526002	S Moon Ave Waterline Replacement	299,999	TBD
3202526003	Teco Corridor Force Main Replacement	7,000,000	TBD
	Sub Total	$7,999,999	
	Sub-Projects Completed Prior to FY26	$261,000	
	Available for Future Projects	$504,105,001	
	Total Neighborhood Pipeline Retrofit Program	$512,366,000	
C32021000 - Palm River Service Area Purchase and Connection			
TBD	New sub-projects will be added as they are identified	TBD	TBD
	Sub Total	$0	
	Sub-Projects Completed Prior to FY26	$0	
	Available for Future Projects	$130,000,936	
	Total Palm River Service Area Purchase and Connection	$130,000,936	
C30116000 - Potable Water Treatment Plant R&R			
30116022001	Lake Park Sodium Hypochlorite Piping-2035307	$684,437	Feb-26
30116022004	HSP-1 Rehab and Oil Bath Bearings Modification at Central	39,236	Feb-26
30116023003	South County Repump Treatment System	410,000	Feb-26
30116023005	Lake Park Well Field Ammonia Pump Skid and Controls Replacement	710,000	TBD

Sub-Project #	Sub-Project Title	Cost Estimate	Estimated Completion Date
30116023006	FRO Lithia High Service Pumps VFDs Replacement	460,030	TBD
30116024002	SC Water Repump Station - Ammonia Analyzer	520,000	Jan-26
30116024004	Windemere - Water Repairs	180,000	Jan-26
30116024005	FRO - Lake Park Replacement UPS	37,309	Feb-26
30116024006	FRO - Fawn Ridge Replacement UPS	40,000	Feb-26
30116025001	Lithia WTP HSP 480V 900 HP Motor Replacement	192,645	Feb-26
30116025002	FRO Lake Park Sodium Hydroxide Chemical Tanks Replacement & Containment Install	286,870	Feb-26
30116025003	FRO FR WTP CL2 Tank Replacement	100,000	TBD
30116025004	FRO Fawn Ridge Sodium Hydroxide Chemical Tanks Replacement & Containment Install	220,260	TBD
30116025005	Central WTP Hydraulic Modifications	500,000	TBD
30116026001	Central WTP Sodium Hypochlorite Skid Replacement	72,196	TBD
30166026002	LITHIA WTP PUMP ROOM VENTILATION AND MCC HVAC	320,000	TBD
30116026003	FRO Lithia bleach tank 1 Replacement	310,922	TBD
30116026004	FRO Central WTP 4160V VFD Replacement	987,664	TBD
30116026005	Lake Park WTP & Fawn Ridge WTP Generator Replacements	200,000	TBD
30116026006	FRO Lithia bleach Tank Two (2) Replacement	310,922	TBD
	Sub Total	$6,582,491	
	Sub-Projects Completed Prior to FY26	$24,765,000	
	Available for Future Projects	$31,053,983	
	Total Potable Water Treatment R&R	$62,401,474	
C31978000 - Public Utilities Telemetry / Data Network and Support Program			
3197826001	FRO Van Dyke WRF Scada	$385,610	TBD
	Sub Total	$385,610	
	Sub-Projects Completed Prior to FY26	$8,661,000	
	Available for Future Projects	$13,653,611	
	Total Public Utilities Telemetry / Data Network and Support Program	$22,700,221	
C10795000 - Reclaimed Water Pump Station & Remote Telemetry Monitoring			
1079522002	Falkenburg Reclaimed Water Cla-Valve and Meter Installation	$940,632	Mar-26
1079524001	FRO - Northwest Reclaim VFD	55,643	Feb-26
	Sub Total	$996,275	
	Sub-Projects Completed Prior to FY26	$6,666,000	
	Available for Future Projects	$10,576,469	
	Total Reclaimed Water Pump Station and Remote Telemetry Monitoring	$18,238,744	

Sub-Project #	Sub-Project Title	Cost Estimate	Estimated Completion Date
C19017000 - Reclaimed Water Transmission Main Extensions to New and Existing Customers			
1901700000	Project Development, Management & Oversight	$0	Various
1091721001	Reclaimed Main Connection at Big Bend Rd and Waterset	44,966	TBD
1091722001	HOLD - South County TECO Easement Reclaim Line Relocation	244,214	TBD
TBD	PRF Reclaimed Water Main to SHARP RW-6	3,139,050	TBD
	Sub Total	$3,428,230	
	Sub-Projects Completed Prior to FY26	$2,961,682	
	Available for Future Projects	$4,379,659	
	Total Reclaimed Water Transmission Main Extensions to New and Existing Customers	$10,769,571	
C10745000 - Regional Wastewater Treatment Plant R&R			
1074500000	Project Development, Management & Oversight	$0	Various
1074517008	Falkenburg Automatic Transfer Switch (ATS) Tie-in	1,105,624	TBD
1074524017	FRO NWRWRF Dewatering System Evaluation and Improvements	320,000	TBD
1074524019	Windemere - Pipe Repairs	249,835	TBD
1074525009	NW Portable Office	635,456	TBD
1074525015	Windemere - Grounds	99,836	TBD
1074525016	FRO NWR Upgrade 2 Screen Compactors to slide out style	125,165	TBD
1074525020	Falkenburg - Ox Ditch Combiflex Addition	80,000	TBD
1074525021	FRO Valrico IPS Pump 2 Rehab	39,013	TBD
1074525022	FRO SCR Filter Air Compressors & Dryer Replacement	75,312	TBD
1074525023	NW Valve and Actuator Replacement	339,398	TBD
1074526002	South County AWWTF Bioreactor Drain Valve Repair	250,000	TBD
1074526003	FRO-Replace SCR Sludge Feed Pump #3	209,619	TBD
1074526004	FRO- Northwest Regional WRF Fermentation mixer #2B replacement	48,590	TBD
1074526005	FRO-NWR-WRD #4 First anoxic mixer needs to be replaced	105,824	TBD
1074526006	FRO Valrico Alum Skid Replacement	247,656	TBD
1074526007	NWRW Chlorine Line Project	106,400	TBD
1074526008	South County Solids Handling Polymer Relocation	250,000	TBD
1074526009	PRF NW Diffuser	300,000	TBD
1074526010	FRO South County backwash blower replacement	535,683	TBD

Sub-Project #	Sub-Project Title	Cost Estimate	Estimated Completion Date
1074540372	FRO NWRWRF Relocate and Install Biosolids Carbon Scrubber for Headworks and FEQ Tank	833,322	TBD
	Sub Total	$5,956,734	
	Sub-Projects Completed Prior to FY26	$69,834,000	
	Available for Future Projects	$77,979,068	
	Total Regional Wastewater Treatment Plant R&R	$153,769,802	
C32017000 - Service Area Purchases			
TBD	New sub-projects will be added as they are identified	TBD	TBD
	Sub Total	$0	
	Sub-Projects Completed Prior to FY26	$0	
	Available for Future Projects	$50,000,000	
	Total Service Area Purchases	$50,000,000	
C31945000 - Utility Relocation			
3194514003	FDOT - SR 574 (MLK Blvd) from E. of Kingsway Road to E. of McIntosh Road	$128,992	TBD
3194516009	2nd Street Bridge Replacement	109,928	TBD
3194517006	CIP 46139.035 Wooten Rd. Drainage Improvements	87,981	TBD
3194519002	Front Street and Valrico Road Utility Relocation Design Services	3,852,642	TBD
3194519007	CIP 46139.077 Davis St. @ Anna St. Utility Relocation	102,000	TBD
3194519011	FDOT Big Bend / I-75 Interchange Improvement Utility Relocation	14,802,402	TBD
3194520001	SR 60 (Brandon Town Ctr. to Gornto Lake Rd.) Utility Relocation	2,235,225	TBD
3194520002	US 41 (15th Ave. to Bullfrog Creek) Utility Relocation	497,935	TBD
3194520003	Van Dyke Rd. (Whirley to SunCoast Pkwy.) Utility Relocation C69646000	54,143	TBD
3194520007	Providence Rd. & Brandon Crossing Culvert Utility Relocation	85,704	TBD
3194520009	78th St. S. Imps (Progress Blvd. to Causeway Blvd.)	218,674	TBD
3194521001	PW Big Bend Rd. Widening from US41 Covington Garden and Dr. Simmons Loop to US301 Utility R	12,673,728	TBD
3194523002	Waters Ave. at Florida Mining Blvd. Utility Relocation C69600318	54,924	TBD
3194523005	Pebble Beach Blvd. over Aging Creek Utility Relocation C69200312	473,027	TBD
3194523006	I-75 at MLK Utility Relocation C69679046	139,924	TBD
3194524001	El Capitan Drive Gravity Relocation	219,598	TBD
3194524002	Seffner Valrico Rd. at Wheeler Rd. Utility Relocation C69645142 and C69679036	641,090	TBD
3194524004	Gibsonton Dr. at Fern Hill Utility Relocation C69600311	382,352	TBD
3194524005	Symmes Rd. at East Bay Rd. Utility Relocation C69600314	653,305	TBD
3194524006	Bearss Ave. at N. Florida Ave. Utility Relocation C69600103	102,718	TBD

Sub-Project #	Sub-Project Title	Cost Estimate	Estimated Completion Date
3194524007	7th St. SW 10th St. SW Woodland Estates Utility Relocation C69631199	202,204	TBD
3194524008	Pierce Middle School Utility Relocation C69638006	97,293	TBD
3194524009	Lynn Turner Rd. Anderson Rd. at Gunn Hwy. SUE Locates C69679048 and C69600097	33,232	TBD
3194524011	Progress Village 78th St. Utility Relocation C69644000 or C69666000	57,384	TBD
3194524012	Juniperus Place Utility Relocation C46145062	1,300,381	TBD
3194524013	Jackson Springs Rd. & Bill Jackson Rd. Utility Relocation	48,750	TBD
3194525001	US 301 @ Symmes Rd. Utility Relocation	8,140	TBD
3194525002	US 301 (Manatee Co. Line to SR 674) Utility Relocation	2,229,358	TBD
3194525004	Balm Riverview Rd. at Symmes Rd. Utility Relocation	335,200	TBD
3194525005	Shadow Run Blvd. Utility Relocation	18,410	TBD
3194525006	Lenwood Lane Utility Relocation	60,000	TBD
3194525007	1st Ave. NW Utility Relocation	10,000	TBD
3194525008	4TH AVE SE Ulititly Relocatin	40,000	TBD
3194525009	FUNDING - Utility Relocation Inspection Services	300,000	TBD
3194525010	7th St. SW (1518) Utility Relocation	130,000	TBD
3194525011	Progress Village Regional Drainage - Utility Relocation	1,301,000	TBD
3194526001	11301 Waveland Way Culvert Replacement Utility Relocation	230,500	TBD
3194526004	US 92 (Eureka Springs Rd. to Thonotosassa Rd.)- Utility Relocation	9,350	TBD
	Sub Total	$43,927,492	
	Sub-Projects Completed Prior to FY26	$56,424,000	
	Available for Future Projects	$37,163,150	
	Total Utility Relocation	**$137,514,642**	

TRANSPORTATION PROGRAM SUPPLEMENT
DEVELOPMENTS OF REGIONAL IMPACT (DRI)
CAPITAL PROJECTS MANAGED BY PRIVATE SECTOR

DRI #	Development Name	Project Name	Project Description	Estimated Completion Date (*)
Active Projects:				
266	Waterset (fka Wolf Creek Branch)	24th St	Extend 2-lane road from 19th Ave to Big Bend Road	Mar-27
		30th St	Extend 2-lane road from 19th Ave to Waterset Blvd	Completed
		Avenue A (Covington Garden)	Extend 2-lane road from Waterset Blvd to W project boundary	Completed

(*) The projects related to Developments of Regional Impact (DRI's) are subject to the timing of development within a project. Therefore, dates are estimates only.

ADA – Americans with Disabilities Act. There are projects in this document which specifically address ADA compliance. These projects enable handicapped access to County facilities.

AD VALOREM TAX - A tax levied in proportion (usually millage rates) to the assessed value of the property on which it is levied.

APPROPRIATION - The legal authorization of funds granted by a legislative body, such as Hillsborough County's Board of County Commissioners, to make expenditures and to incur obligations for specific purposes. An appropriation is usually limited in amount and time duration. It is the act of appropriation that funds a budget.

BEGINNING FUND BALANCE - The Ending Fund Balance of the previous period. (See Ending Fund Balance definition.)

BOCC - Hillsborough County Board of County Commissioners

BOND - Written evidence of the issuer's obligation to repay a specified principal amount on a certain date (maturity date), together with interest at a stated rate, or according to a formula for determining that rate.

BUDGET FY 27 - Funds authorized by the BOCC for fiscal year 2027.

CAPITAL BUDGET - The financial plan of capital project expenditures for the fiscal year beginning October 1. It incorporates anticipated revenues and appropriations included in the first year of the five or six-year Capital Improvement Program (CIP). The Capital Budget is adopted by the BOCC as a part of the annual County Budget.

CAPITAL IMPROVEMENT PROGRAM (CIP) - The financial plan of approved capital projects, their timing, and cost over a six-year period in the first year of a biennial budget, and over a five-year period in the second year of a biennial budget. The CIP is designed to meet County infrastructure needs in a responsive and efficient manner. It includes projects which are, or will become the property of Hillsborough County, as well as projects that although are not owned by the County, will be part of a joint project agreement.

CAPITAL IMPROVEMENTS SECTION (CIS) - An element of the Comprehensive Plan which identifies the revenues, costs, and location of the six public facility types required by concurrency: Parks, Solid Waste, Stormwater, Transportation, Water, and Wastewater based on service level standards and the land use plan adopted by the BOCC.

CAPITAL PROJECT - Funds budgeted/expended for the acquisition, construction, reconstruction, initial fixtures and equipment, renovation, rehabilitation, and replacement of a facility or a major component of a facility, with a life expectancy of at least five years, and any land, design, feasibility studies, engineering studies, and engineering costs related thereto. To be included in the CIP, a project must have a definite scope of work, timeframe, and cost estimate.

COMMUNITY INVESTMENT TAX (CIT) - A discretionary half cent sales surtax approved by the voters to finance general government, public safety, educational and other facilities in Hillsborough County and the cities of Tampa, Plant City and Temple Terrace.

DEBT SERVICE – Dollars required to re-pay funds borrowed by means of issuance of bonds or through a bank loan. The components of debt service typically include an amount to repay a portion of the principal amount borrowed as well as interest on the remaining outstanding (unpaid) principal balance.

DEFEASANCE - is a financing tool by which outstanding bonds may be retired without a bond redemption or implementing an open market buy-back. Cash is used to purchase government securities. The principal of and interest earned on the securities are sufficient to meet all payments of principal and interest on the outstanding bonds as

they become due. If the defeasance is consistent with generally accepted accounting principles and complies with the outstanding bond document requirements, the bonds will no longer treated as debt for accounting purposes nor for purposes of computing any statutory or constitutional debt limitation.

DEVELOPMENT OF REGIONAL IMPACT (DRI) - A property development of large size which, based on state mandated thresholds, is likely to impact more than one county.

ELAPP – Environmental Lands Acquisition and Protection Program.

ENCUMBRANCE - Legal commitment of budgeted funds set aside for the payments of outstanding contractual obligations.

ENDING FUND BALANCE - Funds carried over at the end of the fiscal year. Within a fund, the revenue on hand at the beginning of the fiscal year plus revenues received during the year less expenses equals ending fund balance.

ENTERPRISE FEES – Enterprise fees are charges for services imposed on users of facilities of the two programs funded through enterprise funds - Solid Waste and Water/Wastewater/Reclaimed Water. Use of these revenues is restricted to operating, maintaining or building new infrastructure for the respective service for which the fee is being collected.

ENTERPRISE FUND - A fund used to account for operations that are financed and operated in a manner similar to private business enterprises wherein the stated intent is that the costs (including depreciation) of providing goods and services be financed from revenues recovered primarily through user fees.

FISCAL YEAR 2027 (FY 27) - The 12-month fiscal period beginning October 1, 2026 and ending September 30, 2027. It can also be referred to or shown as FY 27.

FUND - An accounting entity used to record cash and other financial resources as well as an offsetting amount of liabilities and other uses. The resources and uses are segregated from other resources and uses for the purpose of carrying on specific activities or attaining specific objectives in accordance with special regulations, restrictions, or limitations.

FUTURE - Capital funding requirement identified for a project beyond the CIP FY 27 – FY 31 planning horizon.

GENERAL REVENUES - This revenue category includes funding from ad valorem taxes, communication services tax, state revenue sharing and half-cent local government sales tax.

IMPACT FEES - A type of charge for services which is assessed on new construction in order to support specific new demands on a given type of infrastructure, e.g., transportation, schools, parks, and fire protection.

INFRASTRUCTURE - Infrastructure is a permanent installation such as a building, road, or water transmission system that provides public services.

LEVEL OF SERVICE - An indicator of the extent or degree of service provided by or proposed to be provided by a facility included in the Capital Improvements Section (CIS) of the Comprehensive Plan based on and related to the operational characteristics of the facility. The six public facility types in the Capital Improvements Section of the Comprehensive Plan are: Parks, Solid Waste, Stormwater, Transportation, Water, and Wastewater. The Level of service shall indicate the capacity per unit of demand for each public facility.

LEVEL OF SERVICE IMPACT - Impact on adopted levels of service of the six types of facilities in the Capital Improvements Section (CIS) are coded as follows: (M) the repair, remodeling, renovation or replacement of an existing County facility that will maintain levels of

service in the Comprehensive Plan; (E) construction of a new facility or expansion of an existing facility that will reduce deficiencies in the levels of service in the Comprehensive Plan; (F) construction of a new facility or expansion of an existing facility is needed to meet levels of service from new development; (N/A) indicates the project or facility type is not covered by the CIS.

MASTER ACCOUNT - A Master Account is an account that is funded to repair and or replace equipment at various locations within the Water, Wastewater and Reclaimed Water Programs. The anticipated dollars associated with the repair and replacement of equipment at various facilities are grouped according to types and placed in a master account to allow for a more efficient method of handling repair and replacement needs as they arise. Needs are identified at the beginning of the year and are then prioritized throughout the year to ensure that the system is in good working condition.

MILL - A mill is .001 of one dollar, or 1/10th of one cent per dollar.

MILLAGE RATE - A rate per one thousand dollars of taxable property value which, when multiplied by the taxable value, yields the property tax billing for a given parcel.

MISCELLANEOUS (FUNDING SOURCE) - Revenues other than those received from standard sources such as taxes, licenses and permits, grants, and user fees.

MOBILITY FEES – Mobility Fees are a one-time charge on new development to pay for offsite transportation improvements that are necessitated by new development. On April 26, 2016, the Board of County Commissioners adopted the Mobility Fee Ordinance that would replace the current transportation impact fees and transportation concurrency. The Mobility Fee Program became effective January 1, 2017.

MUNICIPAL SERVICES TAXING UNIT (MSTU) - The taxing district which is comprised of all of the unincorporated area of the County. It provides services typically provided by a municipality (e.g., Sheriff's patrol, paramedic services, fire protection, parks and recreation, code enforcement, and road network maintenance) to the residents and businesses in the unincorporated area. The services are financed primarily by an ad valorem tax levied on all taxable property located in the unincorporated area.

NEW PROJECT - A capital project that has not been previously approved by the Board of County Commissioners.

OPERATING COST IMPACT – Unless otherwise stated the operating cost impact reflected on the project's detail page represents the estimated additional annual recurring cost of maintaining the new facility / infrastructure, including any additional personnel required to operate the new facility.

PD&E - The Preliminary Design and Engineering (PD&E) phase of a project consists of studies that provide a project scope and schedule together with its estimated costs, benefits and alternative analysis. The study includes safety considerations, cost benefit analysis and environmental studies consistent with the County's Strategic Plan and Capital Improvements Section. This project phase includes required public meetings to determine the impact to the community.

POST CONSTRUCTION – Some projects have "Post Construction" in the project completion date column. These projects have finished their planned scope and have been placed in use; nevertheless, these projects still have an unspent balance that is needed to complete the project.

PRIOR FUNDING / PRIOR EXPENSES – Column heading used throughout the CIP document. This column contains an estimate of total sources or total expenditures from project inception through September 30, 2026.

PROJECT COMPLETION DATE - This is the date the project will be available to the user for its intended purpose but there may be some outstanding financial issues pending such as outstanding invoices, contractual or legal disputes.

PROJECT DESCRIPTION - Brief explanation of each project's purpose and work scope.

RESERVES AND REFUNDS - Included in this category are funds required to meet both anticipated and unanticipated needs: the balance of anticipated earmarked revenues not required for operation in the budget year; estimated reimbursements to organizations, state, or federal governments for revenues received and not spent, and those required to be set aside by bond covenants.

SWFWMD - Southwest Florida Water Management District

TRANSFERS - Due to legal or other restrictions, monies collected in one fund may need to be expended in other funds. A transfer is accomplished through Transfers-In (a source of funds) for the recipient fund and an equal Transfer-Out (a use of funds) for the donor fund. When a transfer occurs between different funds, it is known as an Interfund Transfer. When it occurs between the restricted and unrestricted portions of the same fund, it is known as an Intrafund Transfer.

USER FEES - Charges for a specific governmental service that cover the cost of providing that service to the user, such as building permits, animal license fees and park fees.

Planning Areas With Commissioner Districts

Management and Budget

Legend

- Commissioner Districts
- Urban Service Area Boundary
- City Limits

Planning Area

- Apollo Beach
- Balm
- Boyette
- Brandon
- Citrus Park Village
- East Lake Orient Park
- East Rural
- Egypt Lake
- Gibsonton
- Greater Carrollwood Northdale
- Greater Palm River
- Keystone Odessa
- Little Manatee South
- Lutz
- Northwest Hillsborough
- Riverview
- Ruskin
- Seffner Mango
- South Rural
- Sun City Center
- Thonotosassa
- Town and Country
- University Area Community
- Valrico
- Wimauma

Location

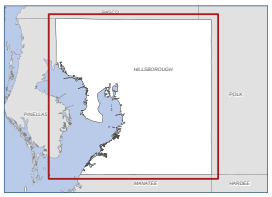

Terms

Use Constraints:
Hillsborough County makes no warranty, representation or guarantee as to the content, sequence, accuracy, timeliness, or completeness of any of the information provided herein. The reader should not rely on the data provided herein for any reason. Hillsborough County explicitly disclaims any representations and warranties, including, without limitation, the implied warranties of merchantability and fitness for a particular purpose.

Hillsborough County shall assume no liability for:

1. Any errors, omissions, or inaccuracies in the information provided regardless of how caused; or
2. Any decision made, or action taken or not taken by any person in reliance upon any information or data furnished hereunder.

This dataset is provided by Hillsborough County for informational purposes and Hillsborough County does not guarantee the accuracy or content of the data.

Hillsborough County Florida
Performance, Data, & Analytics | Geospatial Services Division
601 E Kennedy Blvd
Tampa, FL, 33602

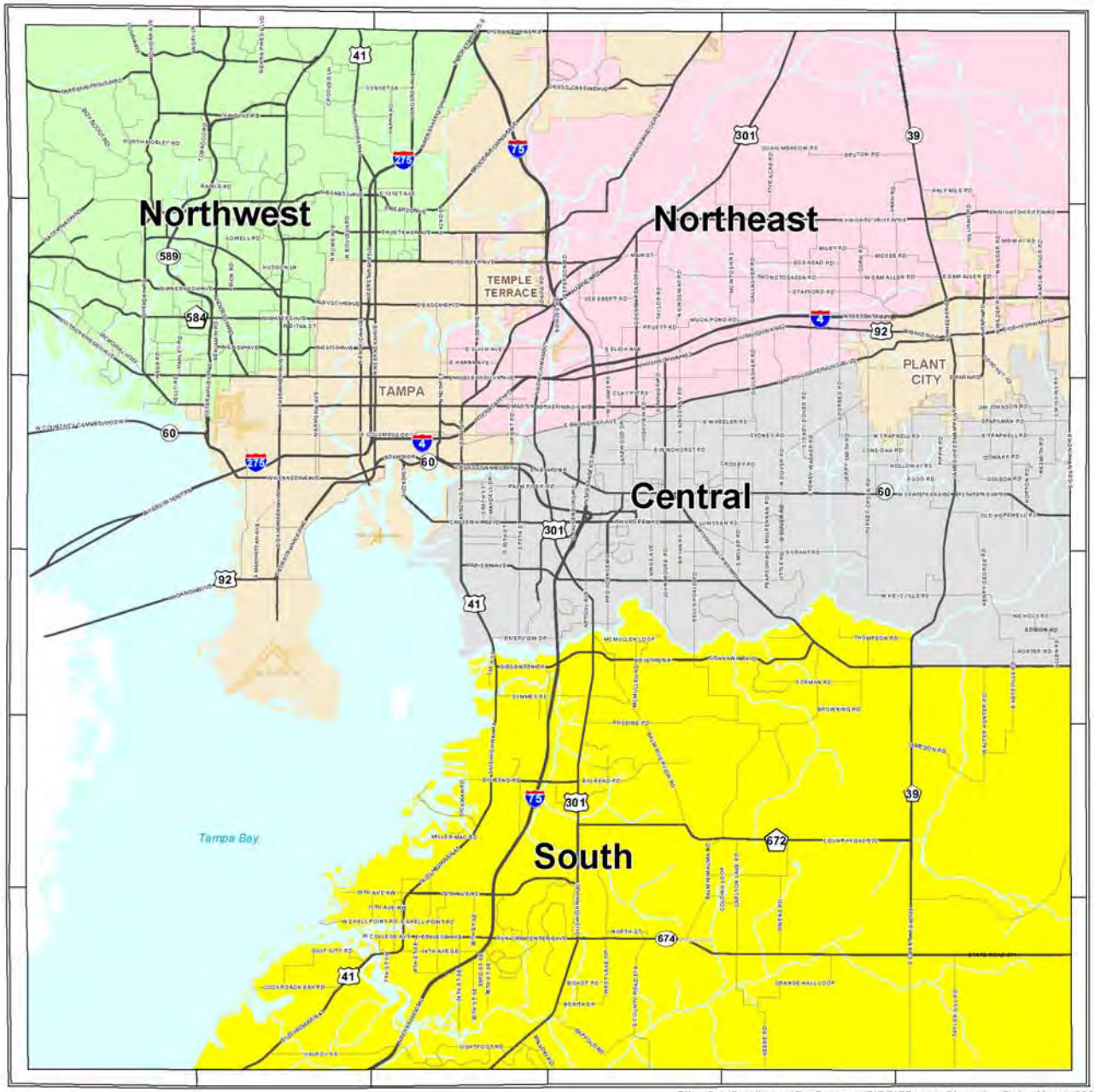

Hillsborough County
FIRE
IMPACT FEE ZONES
2008

Impact Fee Zones

FIRE

- Central
- Northeast
- Northwest
- South
- Incorporated Areas

N

5 2.5 0 5 Miles

Hillsborough County
Florida

Administrative Services Division
Planning & Growth Management Department.
IMPACT FEE PROGRAM

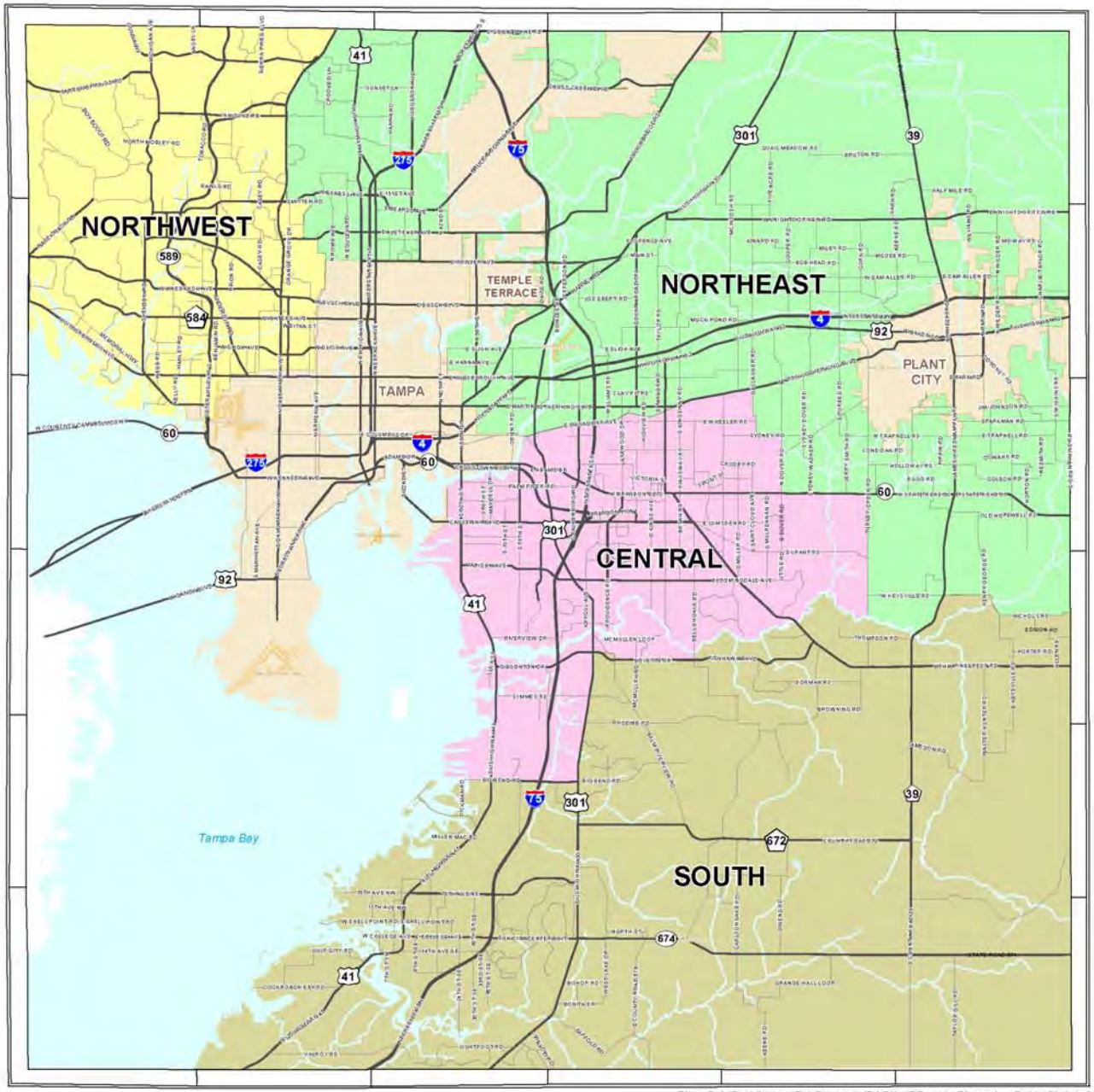

Hillsborough County PARK IMPACT FEE ZONES

2008

Impact Fee Zones

PARK

- CENTRAL
- NORTHEAST
- NORTHWEST
- SOUTH
- Incorporated Areas

N

5 2.5 0 5 Miles

Hillsborough County Florida

Administrative Services Division

Planning & Growth Management Department.

IMPACT FEE PROGRAM

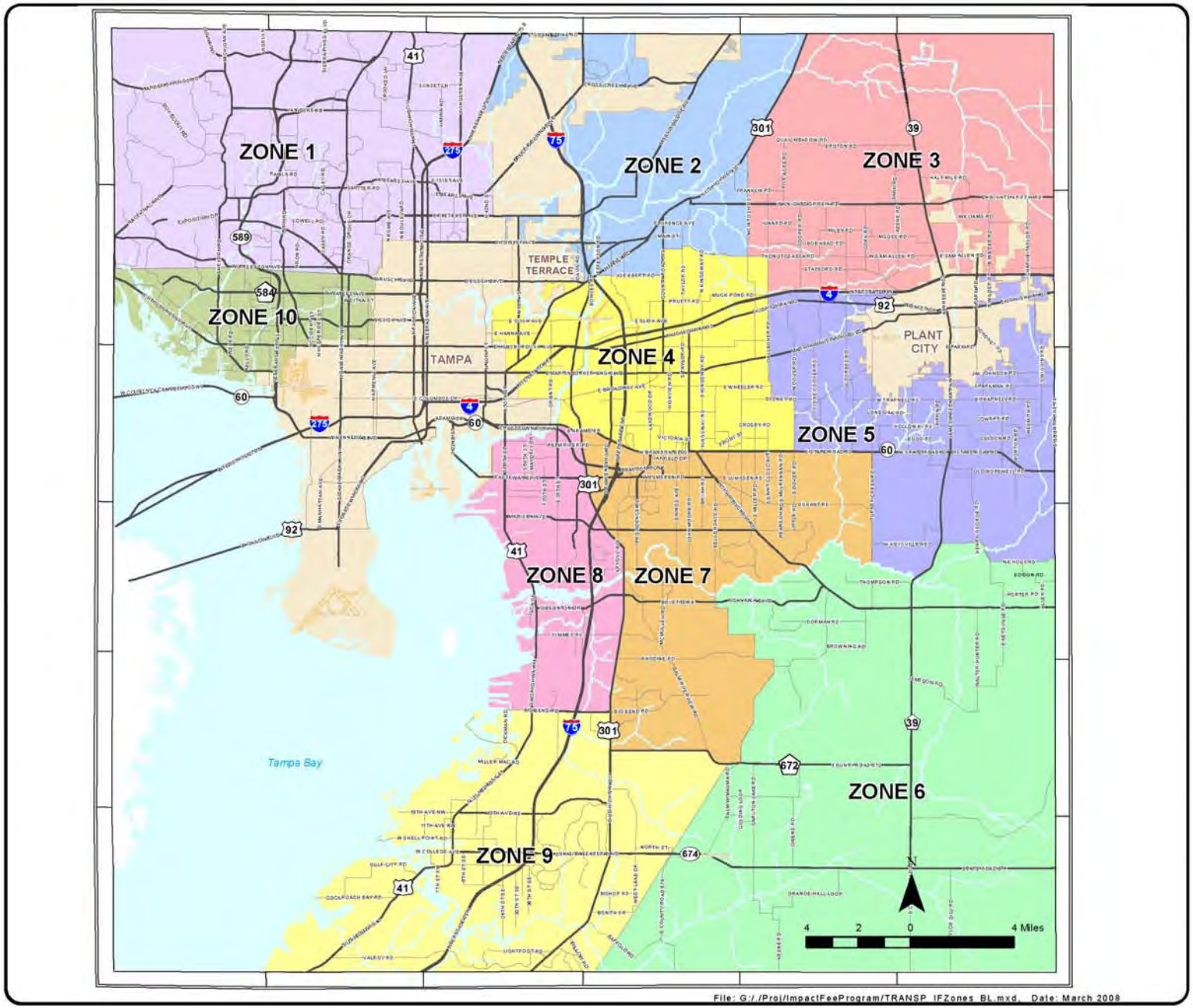

Hillsborough County
TRANSPORTATION IMPACT FEE ZONES
2008

Impact Fee Zones
TRANSPORTATION

- ZONE 1
- ZONE 10
- ZONE 2
- ZONE 3
- ZONE 4
- ZONE 5
- ZONE 6
- ZONE 7
- ZONE 8
- ZONE 9
- Incorporated Areas

Hillsborough County
Florida

Administrative Services Division
Planning & Growth Management Department.
IMPACT FEE PROGRAM

Hillsborough County Mobility Fee Benefit District

Public Works Department

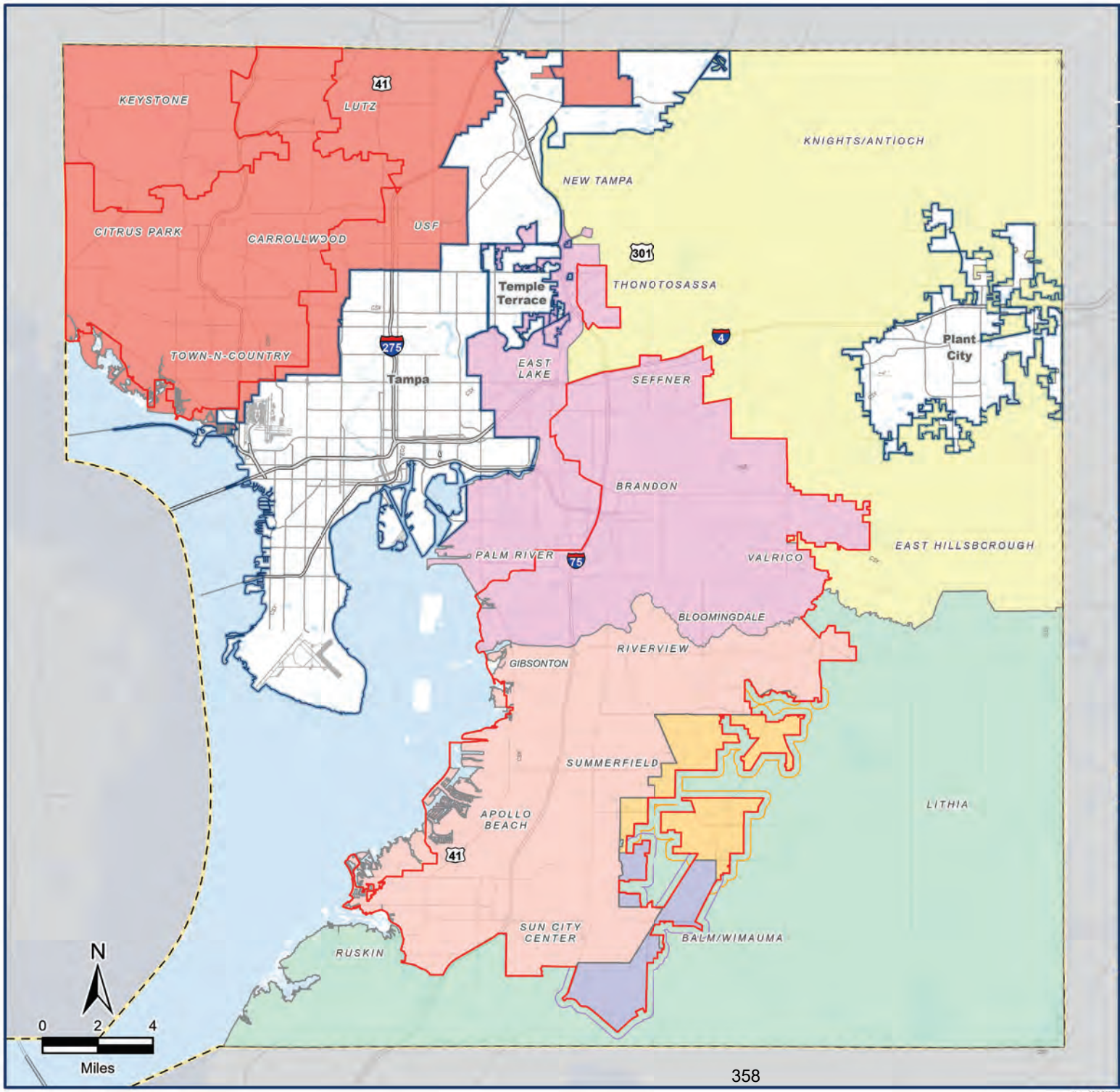

Legend

Mobility Fee Benefit District

- 1
- 2
- 3
- 4
- 5

Expansion Zones

- HC 24-44
- HC 24-46
- HC 24-44 Expansion Zone 1/4 Mile Buffer
- HC 24-46 Expansion Zone 1/4 Mile Buffer

- Urban Service Area
- City Limits
- Hillsborough County Boundary

Location

Terms

Hillsborough County makes no warranty, representation or guarantee as to the content, sequence, accuracy, timeliness, or completeness of any of the information provided herein. The reader should not rely on the data provided herein for any reason. Hillsborough County explicitly disclaims any representations and warranties, including, without limitation, the implied warranties of merchantability and fitness for a particular purpose. Hillsborough County shall assume no liability for:

1. Any errors, omissions, or inaccuracies in the information provided regardless of how caused; or
2. Any decision made, or action taken or not taken by any person in reliance upon any information or data furnished hereunder.

This dataset is provided by Hillsborough County for informational purposes and Hillsborough County does not guarantee the accuracy or content of the data.

Hillsborough County Florida

Performance, Data, & Analytics | Geospatial Services Division

601 E Kennedy Blvd
Tampa, FL 33602

Date: 12/9/2025 Path: W:\AppliedGIS\Management_Budget\FY25_MobilityFeeDistrictMap\Maps_Data\FY25_MobilityFeeDistrictMap.aprx