Adopted Capital Improvement Program

FY26-FY31

Hillsborough County Florida

Board of County Commissioners

Board of County Commissioners members are Harry Cohen (seated, left), Chaplain Gwen Myers (seated, right), Joshua Wostal (standing, from far left) Donna Cameron Cepeda, Chair Ken Hagan, Vice Chair Christine Miller, and Chris Boles.

Cover Photos

Top: Beautiful aerial view of Hillsborough County.

Middle left: Young athletes from across the Country unite to compete in a national soccer tournament at SouthShore Sportsplex.

Middle right: Artem Lazukin conducts building code inspections on a new development in Hillsborough County.

Bottom left: The Arts Council supports festivals and events throughout Hillsborough County via the Special Event Partnership Grant program, including Gasparilla Festival of the Arts shown here.

Bottom center: Library services offers public computer stations and laptop lending at its branches, such as the newly restored West Tampa Library.

Bottom right: Water Resources provides an image of an early morning installation of the South County Drinking Water Transmission Main.

Commissioner Districts

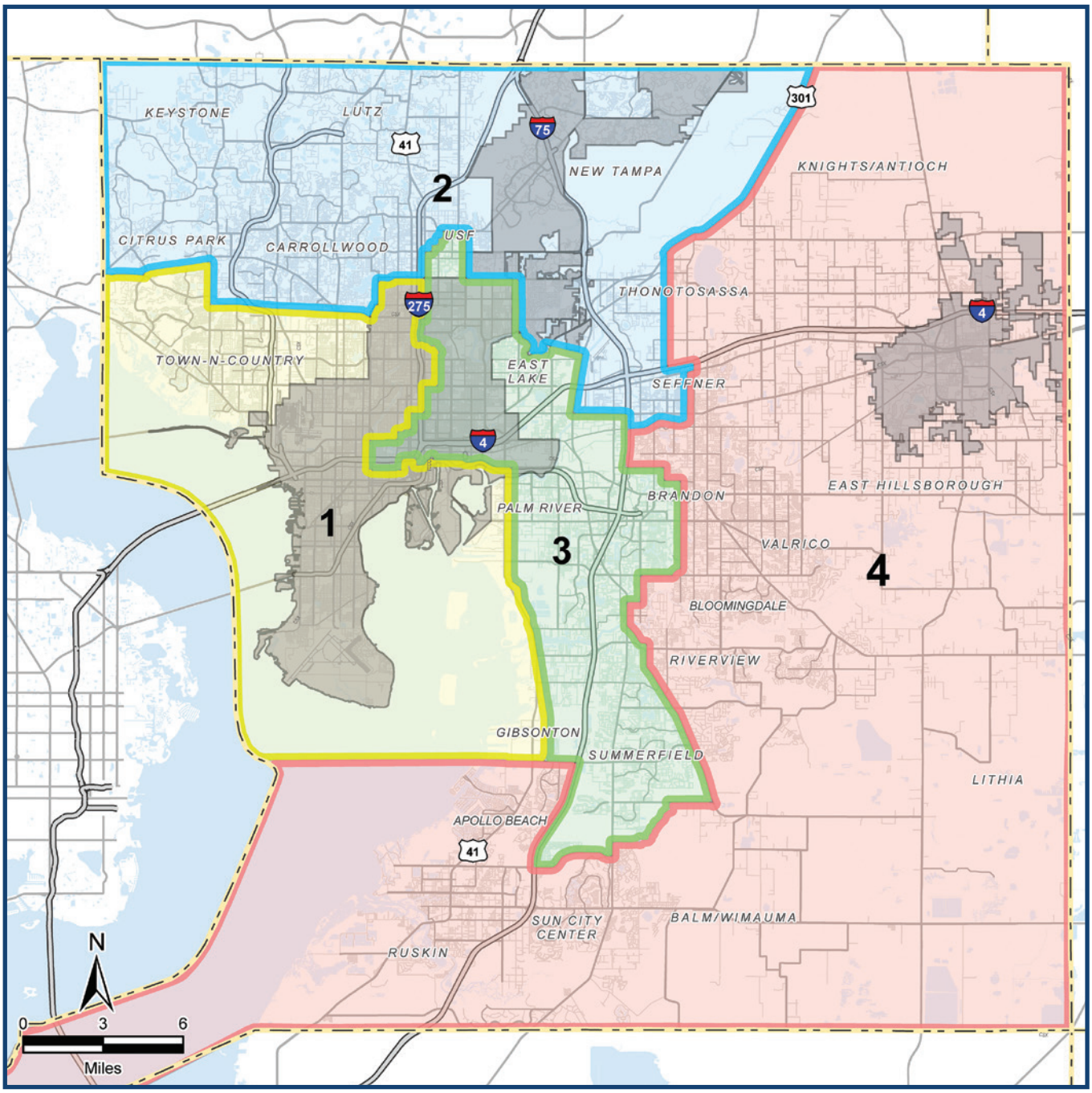

1 Harry Cohen

2 Ken Hagan, Chair

3 Gwen Myers, Chaplain

4 Christine Miller, Vice Chair

5 Donna Cameron Cepeda (Countywide)

6 Chris Boles (Countywide)

7 Joshua Wostal (Countywide)

Hillsborough County Florida

Accommodation Statement

In accordance with the requirements of title II of the Americans with Disabilities Act of 1990 ("ADA"), Hillsborough County will not discriminate against qualified individuals with disabilities on the basis of disability in its services, programs, or activities. Persons with disabilities who need an accommodation for this document should email the Hillsborough County ADA Officer or call (813) 276-8401; TTY: 7-1-1.

For more information, contact the Management & Budget Department
(813) 272-5890 • HCFL.gov/Budget

TABLE OF CONTENTS

Introduction

Description of Hillsborough County 9
Hillsborough County Organization Chart 12
Hillsborough County Strategic Plan 13
Acknowledgements 17
Government Finance Officers Association (GFOA) Award 18
Capital Improvement Program Overview 19
Capital Improvement Program Sources & Uses Graphs 42
Capital Improvement Program Sources & Uses of Funds Summary FY 26 – FY 31 43
Capital Improvement Program Sources of Funds Summary 44
Capital Improvement Program Uses of Funds by Program Summary 45

Fire Services Program

Fire Services Sources & Uses of Funds Summary 49
Fire Services Completed and Canceled Projects 50
Fire Services Projects Summary Schedule 51
Fire Services Projects Detail Schedules 52

Government Facilities Program

Government Facilities Sources & Uses of Funds Summary 65
Government Facilities Completed and Canceled Projects 66
Government Facilities Projects Summary Schedule 67
Government Facilities Projects Detail Schedules 70

Library Services Program

Library Services Sources & Uses of Funds Summary 117
Library Services Completed and Canceled Projects 118
Library Services Projects Summary Schedule 119
Library Services Projects Detail Schedules 120

Parks Facilities Program

Park Facilities Sources & Uses of Funds Summary 131
Park Facilities Completed and Canceled Projects 132
Parks Facilities Projects Summary Schedule 133
Parks Facilities Projects Detail Schedules 136

Solid Waste Enterprise Program

Solid Waste Sources & Uses of Funds Summary 175
Solid Waste Completed and Canceled Projects 176
Solid Waste Enterprise Projects Summary Schedule 177
Solid Waste Enterprise Projects Detail Schedules 178

Stormwater Program

Stormwater Sources & Uses of Funds Summary 185
Stormwater Completed and Canceled Projects 186
Stormwater Projects Summary Schedule 187
Stormwater Projects Detail Schedules 188

Transportation Program

Transportation Sources & Uses of Funds Summary 197
Transportation Completed and Canceled Projects 198
Transportation Projects Summary Schedule 199
Transportation Projects Detail Schedules 201

TABLE OF CONTENTS

Water Enterprise Program

Water Enterprise Sources & Uses of Funds Summary 225
Water Enterprise Completed and Canceled Projects 226
Water Enterprise Projects Summary Schedule 227
Water Enterprise Projects Detail Schedules 229

Appendix

Community Investment Tax Program – Phase I and Phase II Graphs 265
Community Investment Tax Program – Phase III and Phase IV Graphs 266
Community Investment Tax – Phase I Sources and Uses Summary Schedule 267
Community Investment Tax – Phase I Projects Summary Schedule 268
Community Investment Tax – Phase II Sources and Uses Summary Schedule 279
Community Investment Tax – Phase II Projects Summary Schedule 280
Community Investment Tax – Phase III Sources and Uses Summary Schedule 285
Community Investment Tax – Phase III Projects Summary Schedule 286
Community Investment Tax – Phase IV Sources and Uses Summary Schedule 291
Community Investment Tax – Phase IV Projects Summary Schedule 292
Projects With Future Funding Source to be Determined 293
Estimated CIP Operating Cost Impact Detail 294
Major Repair, Renovation, Replacement and Maintenance (R3M) Program – Proposed Master Project List 296
Annual Public Art Plan 302
Fire Services Program Master Projects 304
Government Facilities Program Master Projects 305
Library Services Program Master Projects 319
Parks Program Master Projects 322
Solid Waste Enterprise Program Master Projects 330
Stormwater Program Master Projects 332
Transportation Program Master Projects 346
Water Enterprise Program Master Projects 370
Transportation Program Capital Projects Managed by Private Sector 378
Definitions 379
Map of Hillsborough County Planning Areas with Commissioner Districts 383
Map of Fire Impact Fee Zones 384
Map of Parks Impact Fee Zones 385
Map of Transportation Impact Fee Zones 386
Map of Mobility Fee Benefit District 387

Introduction

Hillsborough County Florida

For more information, contact the Management & Budget Department
(813) 272-5890 • HCFL.gov/Budget

Fast Facts

Land	1,051 sq.mi.
Inland water	24 sq.mi.
Coastline	76 mi.
The total unincorporated area that encompasses Hillsborough County	84%
Total Population Estimate As of April 1, 2023	1,560,449
Population in unincorporated area	69%
Number of households As of April 2024	598,847
Persons per square mile *2024 Office of Economic and Demographics Research*	1,526.1
People Visited Hillsborough County *Visit Tampa Bay*	27.0 million in Fiscal 2024
Decrease of Home Sales in 2024	5.0%
Agricultural product sales *- 2022 Census of Agriculture*	$704 million
In new Corporate Investments	$383.5 million

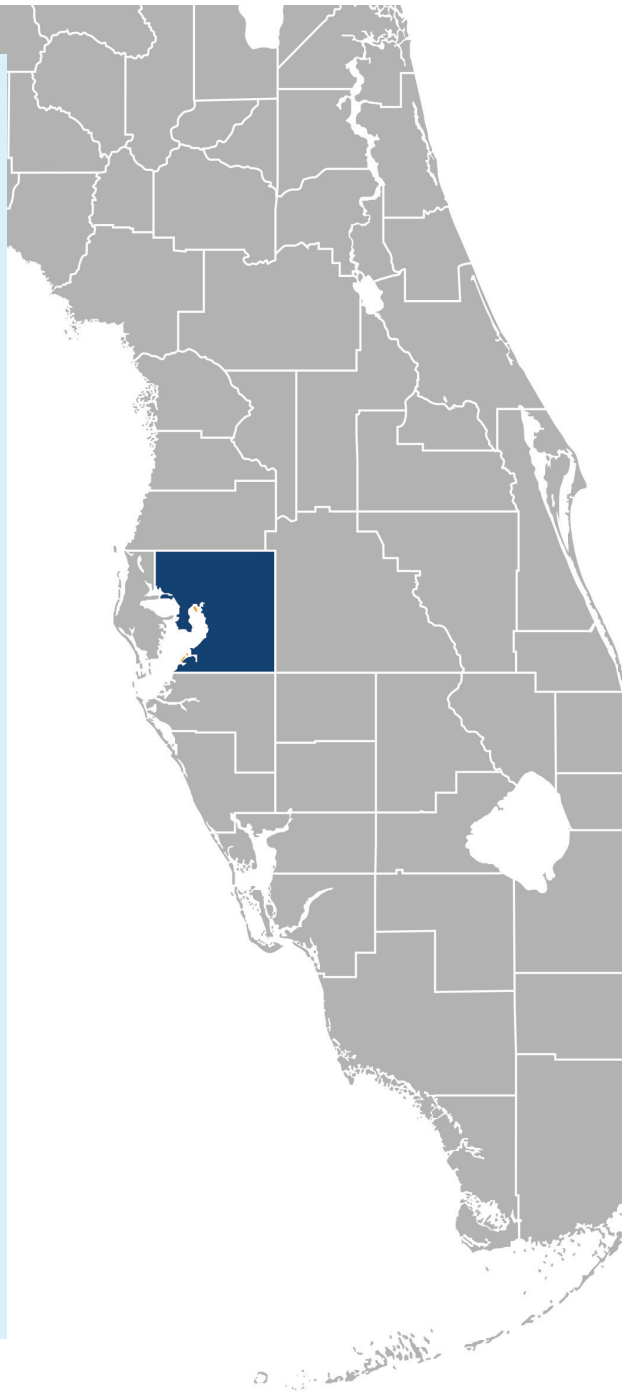

Geography & Demographics

Located midway on the west coast of Florida, Hillsborough County's boundaries encompass 1,048 square miles of land and 24 square miles of inland water for a total of 1,072 square miles. With the largest bay in Florida opening to the Gulf of Mexico, its coast spans 76 miles.

The unincorporated area is 84% of the total county area. The municipalities of Tampa (the county seat), Temple Terrace, and Plant City account for the remainder. According to the latest population estimate from the University of Florida's Bureau of Economic and Business Research, the county's April 1, 2024, total population was 1,560,449 making it the third most populous county in the state. Of this population,1,081,381 or 69% live in the unincorporated area.

A Rich History

Hillsborough County takes its name from Wills Hill, the Earl of Hillsborough and British Colonial Secretary from 1768-1772. The Spanish first mapped and explored the area in the early 16th century. Between 1559 and 1819, the area now called Florida was under the rule of four nations: Spain, France, Great Britain and, finally, the United States. The United States purchased Florida from Spain in 1821 for $5 million. In 1845, it was granted statehood. On January 25, 1834, the U.S. Legislative Council for the Territory of Florida approved an act organizing Hillsborough as Florida's 19th county. Its area then was 5.5 million acres and included the present counties of Hillsborough, Pinellas, Polk, Pasco, Manatee, Sarasota, Charlotte, DeSoto, Hardee and Highlands. The civilian non-native population in 1834 was less than 100.

Hillsborough County's Board of County Commissioners held its first meeting on January 25, 1846. The county's first courthouse was a frontier cabin burned during the Second Seminole War in 1836. In 1847, Capt. James McKay built a two story courthouse at a cost of $1,358. A third structure was erected in 1855 and was used until 1891, when a red brick, domed structure mimicking the architecture of the Tampa Bay Hotel was built, occupying a square block in downtown Tampa. This is the courthouse depicted on today's County seal. The current courthouse was built in 1952 and a new county government administration building, called Frederick B. Karl County Center, opened in 1994.



The old courthouse from Franklin Street, circa 1908.

The County's Economy

Hillsborough County has a diversified economic base including large professional and management services, health services and financial services sectors, as well as a thriving retail sector. In 2018 the four largest employers in the public sector are Hillsborough County School Board followed by MacDill Air Force Base, University of South Florida, and Hillsborough County government. Major private sector employers include Publix Super Markets, Sea World Parks & Entertainment, Amazon, Tampa Electric Company, Bank of America, and JPMorgan Chase.

Port Tampa Bay serves as the closest port in the United States to the Panama Canal. It is also the largest tonnage port in Florida and the twenty-first largest port in the United States with respect to 2017 annual tonnage. Ninety-seven percent of the cargo moving through the port is bulk phosphate, phosphate chemicals, rock, coal, and petroleum products. The Garrison Seaport Center is a $300 million cruise terminal and entertainment complex. Along with the Florida Aquarium, it is helping spur redevelopment in the area known as the Channel District.

Agriculture remains a significant element of Hillsborough's economy. The 2022 US Census of Agriculture shows Hillsborough County's agricultural product sales were $704 million. Berries accounted for 32% of those sales.

Tourism is another major component of the economy. The number of tourists visiting Florida is expected to continue growing. Busch Gardens of Tampa is one of the leading tourist attractions in the nation. There are numerous other attractions in Hillsborough County such as The Florida Aquarium, the Museum of Science and Industry, Tampa Museum of Art, the Glazer Children's Museum, Zoo Tampa, the New York Yankees spring training facility, the Tampa Bay History Museum, and the Amalie Arena in downtown Tampa. The Florida State Fair is held in Hillsborough County annually. The county is also the home of the Tampa Bay Buccaneers, the 2021 and 2003 Super Bowl Champions, as well as the 2021, 2020, and 2004 National Hockey League Stanley Cup Champions, the Tampa Bay Lightning.

Hillsborough County Fire Rescue's fire engines celebrate "Champa Bay's" sports teams.

Governing the County

A political subdivision of the State of Florida, the County is governed by an elected seven-member Board of County Commissioners.

Bonnie M. Wise, County Administrator

Through partisan elections, three are elected to represent the entire county as a district and four are elected to represent single-member districts. Under a Charter Ordinance effective May 1985, the Board is restricted to performing the legislative functions of government by developing policy for the management of Hillsborough County. The County Administrator, a professional appointed by the Board, and her staff are responsible for the implementation of those policies. The County Internal Auditor and the County Attorney also directly report to the Board.

Board of County Commissioners

The Board of County Commissioners is responsible for functions and services delivered throughout the county, including municipalities, and for municipal services to residents and businesses in the unincorporated area. The countywide responsibilities include such services as local social services, health care for the medically indigent, animal services, mosquito control, consumer protection, and a regional park system. Its responsibilities to the residents and businesses in the unincorporated area include, for example, fire protection, parks, emergency medical services, planning, zoning, and code enforcement.

The Board of County Commissioners also serves as the Environmental Protection Commission. Individual Board members serve on various other boards, authorities, and commissions, such as the Hillsborough Area Regional Transit Authority, Tampa Bay Regional Planning Council, Tampa Bay Water, Aviation Authority, Expressway Authority, Sports Authority, Arts Council, Drug Abuse Coordinating Council, Metropolitan Planning Organization, Council of Governments and the Economic Development Corporation.

The County Administrator

The Board of County Commissioners appoints the County Administrator, who is responsible for carrying out all decisions, policies, ordinances, and motions of the Board.

The departments under the County Administrator are responsible for providing services such as social services and public assistance to residents countywide. Departments are also responsible for providing municipal-type services to residents of the unincorporated areas of Hillsborough County such as road construction and maintenance, solid waste disposal, fire and emergency rescue services, parks and recreation, code enforcement and water and wastewater treatment.

Other Government Agencies

Based on the extent of budgetary authority, taxing authority, the ability to obligate funds to finance any deficits and the ability to fund any significant operational subsidies, several other governmental entities also have their budgets reviewed and approved by the Board of County Commissioners. These are the Environmental Protection Commission, the Planning Commission, Soil and Water Conservation Board, Metropolitan Planning Organization and the Law Library Board. The budgets of these offices and the Constitutional Officers are included in the County's budget to the extent of funding by the BOCC.

Hillsborough County Organization Chart

This chart shows the organization of County government entities and their accountability to the electorate. Those directly elected to office by voters are shown directly below the citizens' box. Boards and commissions funded through the Board of County Commissioners, but not otherwise accountable to the Board, are connected by the dotted line.

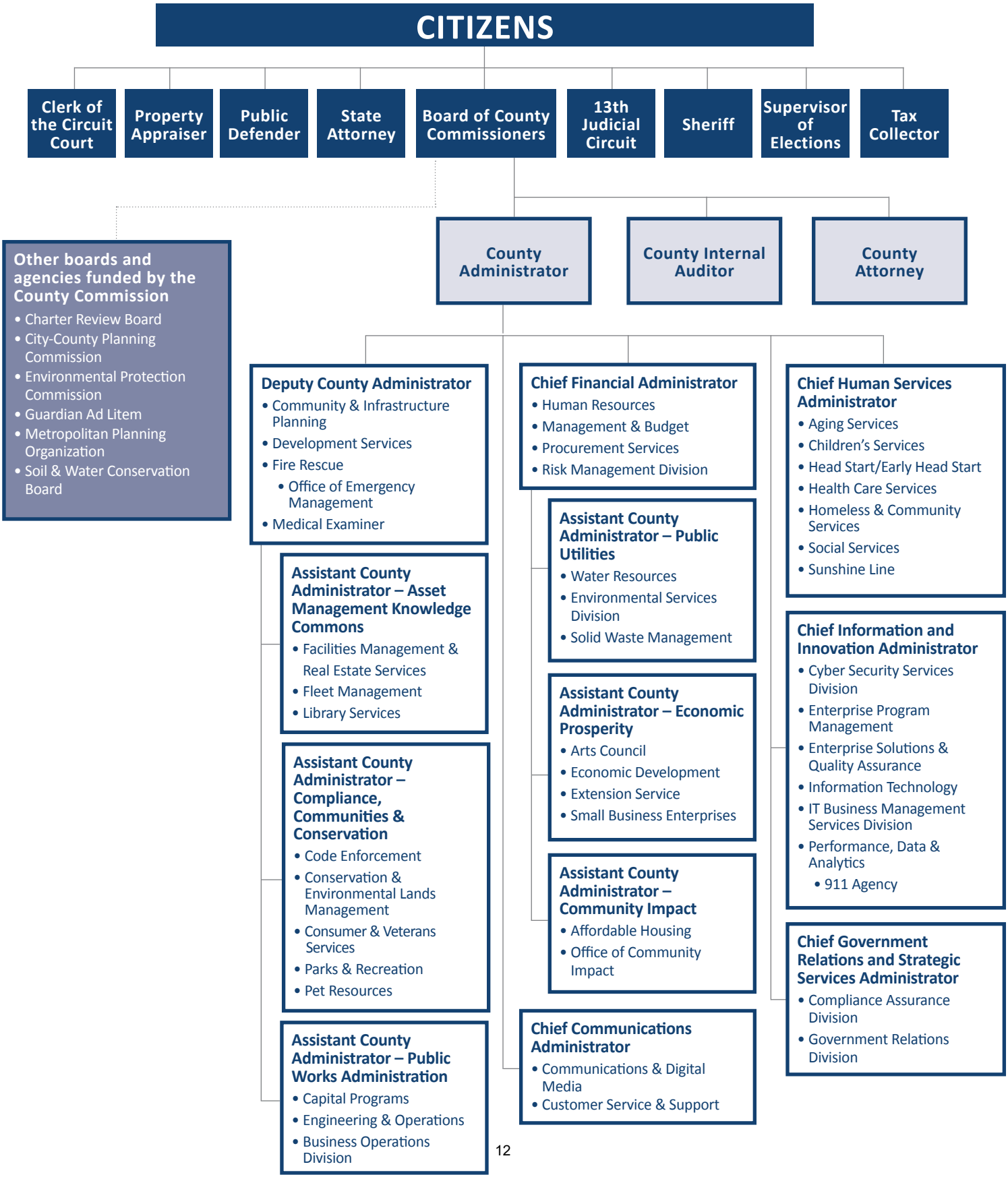

Our Purpose

The purpose of Hillsborough County Government reflects why we exist and how we operate when we are at our very best. Our purpose motivates our workforce, shapes how we approach our work, and conveys our pride in public service.

Our Strategic Outcomes

Outcomes are the impacts we facilitate to advance our community's well-being. Community outcomes are external and affect our residents and visitors, while enabling outcomes internally underpin and help us actualize our community outcomes. To achieve these outcomes, our County departments pursue a wide range of strategies and initiatives to fulfill their missions, continuously improve their services, and positively impact the many communities of Hillsborough County (to learn more, please refer to the Department Page Summaries).

Community Outcomes

Health & Safety – Across the spectrum of our services and community assets, we will prioritize activities and investments that safeguard the health and safety of our children, families, friends, colleagues, and visitors.

Economic Opportunity – We will create conditions for achieving financial stability and capitalizing on growth opportunities through the enterprising efforts and ingenuity of our talented, hard-working population.

Community Enrichment – We will provide an abundance of recreational, entertainment, and learning experiences that improve our residents' lives and attract visitors to our region.

Positive Experiences – We will consistently deliver convenient, helpful, courteous, and frictionless experiences that engender the goodwill, support, and trust of those we serve.

Enabling Outcomes

High Performing Workforce – We will attract, develop, and retain skilled and dedicated employees who take pride in reliably and responsively performing the County's functions.

Financial Soundness & Accountability – We will be responsible stewards of taxpayer dollars and other funding sources by operating cost-effectively and maintaining a favorable debt rating and ample reserves to help ensure the County's short- and long-term financial stability.

Quality Community Assets – We will construct our facilities, roads, bridges, parks, and other infrastructure to be safe, resilient, fit-for-purpose, and cost-effective to operate and maintain for years to come.

Our Operating Principles

Operating principles convey the behaviors we demonstrate to deliver on our purpose – starting with our leaders and extending to every one of our Hillsborough County employees.

- **Act as One Team** – The County's departments provide a wide range of important services to our community, from fire rescue services to park programs to animal control (and many more). Though each service is unique, we acknowledge and appreciate that our community's needs are not always service-specific or defined by departmental boundaries. As such, we will proactively identify global needs and issues and work cross-functionally to address them – as one team with a shared purpose, goals, and objectives.

- **Accountably Achieve Results** – We will demonstrate ownership, deliver on our commitments, and act transparently with the public and our many stakeholders. Accountability for keeping our promises will be more than matched by an urgency to plan and conduct our work with the end in mind, namely, achieving results and downstream outcomes that will positively impact our community. The 'why' behind our efforts will always drive the 'what' and 'how' that follows.

- **Push for 'Even Better'** – We will create an organizational culture that encourages critical thinking, welcomes challenges to the status quo, and rewards those who identify and implement improvements – from the incremental to the transformative. We will securely source and leverage data to inform decision-making, measure and openly communicate our performance in key areas, be laser-focused on our most pressing challenges, and inject the voice of our customers into our improvement efforts. Day-in and day-out, our teams will 'push for even better' for the benefit of those we serve.



Hillsborough County Strategic Planning Cycle

Our strategic planning cycle depicts the process by which we prioritize, budget for, and deliver services to our customers and stakeholders.

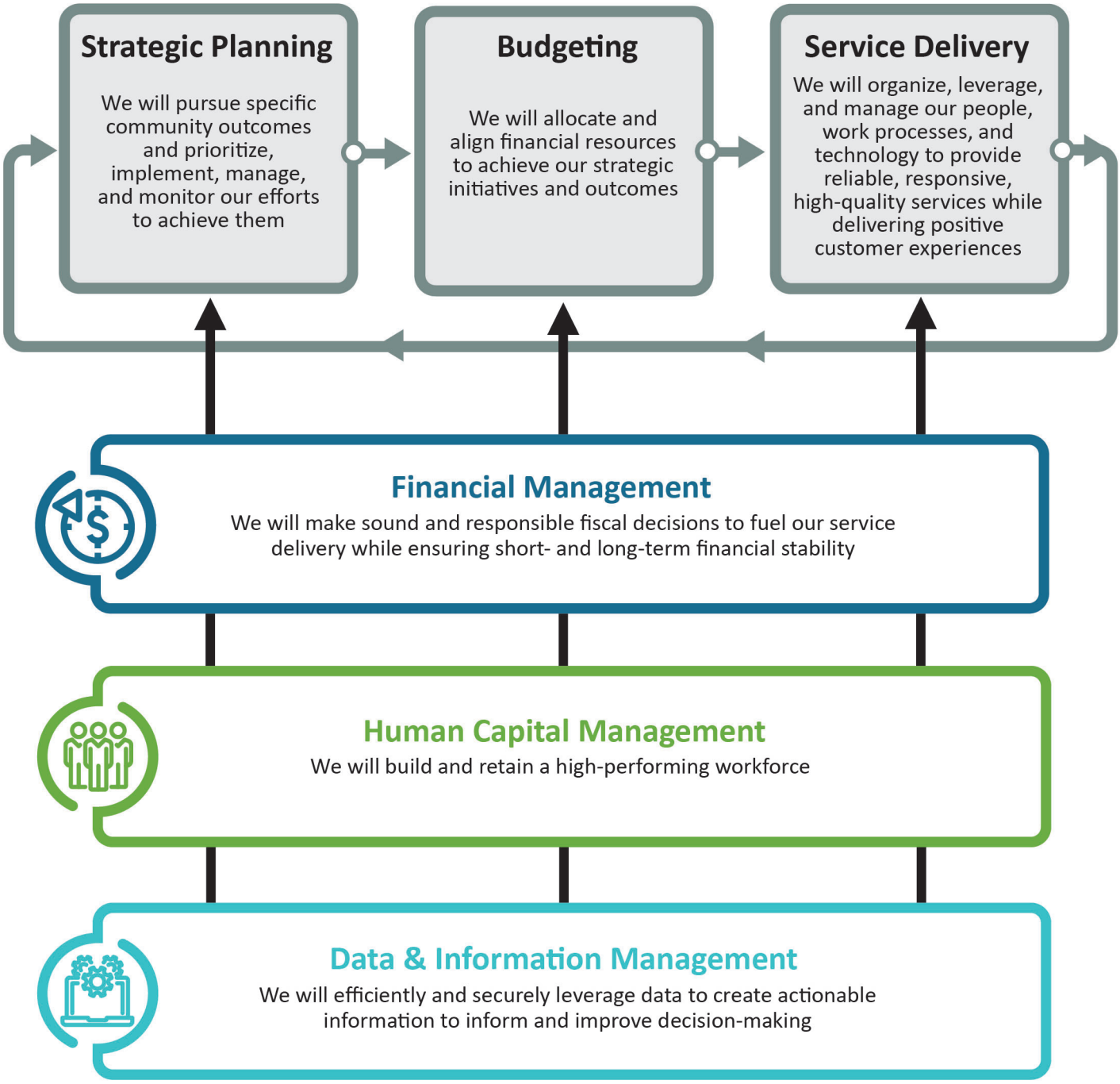

Acknowledgements

Tom Fesler,
Chief Financial Administrator

Kevin Brickey, Director
Management and Budget Department

Irma Muka, Budget Managing Director
Management and Budget Department

County Center, 26th Floor
PO Box 1110
Tampa, FL 33601
813-272-5890

Staff Contributing to the Development of the Adopted Budget FY 26:

Cheryl Arends	Manoucheca Chantigny	Chelsea Chipoletti
Tannette Gayle	Tifini Hill	Yolanda King
Bridgett Lattimore	Ray Likely	Tony Marcano
Iva Martinaj	Mark Martinet	Monica Moore
Niki Patel	Michael Podsiad	Viendu Tran
Julie Wisdom	Brenda Wright	

Cover and Divider Designs:
Hillsborough County Communications & Digital Media Department

GOVERNMENT FINANCE OFFICERS ASSOCIATION

Distinguished Budget Presentation Award

PRESENTED TO

Hillsborough County
Florida

For the Biennium Beginning

October 01, 2023

Christopher P. Morrill

Executive Director

Introduction

This document provides the residents of Hillsborough County with the Adopted Capital Improvement Program (CIP) for a six-year period starting with the fiscal year beginning October 1, 2025, and continuing through the fiscal year ending September 30, 2031. The Adopted FY 26 – FY 31 CIP totals $4.8 billion. This is the first year of the biennial budget cycle.

The CIP is the County's financial plan of proposed capital projects, their costs, and timing over a six-year period in the first year of the biennial budget, and over a five-year period in the second year of the biennial budget. The CIP is designed to meet County infrastructure needs in a strategic and efficient manner. Community sustainability, environmental considerations and changing conditions demand that the CIP be reviewed and updated annually.

The CIP is separate and distinct from the County's operating budget for several reasons. First, capital outlays reflect non-recurring capital improvements rather than ongoing expenses. Where possible, capital projects are funded from non-recurring funding sources such as debt proceeds and grants. These one-time revenue sources are not appropriate funding sources for recurring operating expenses. Second, capital projects tend to have higher costs requiring more stringent control and accountability. Finally, several revenue sources such as the Community Investment Tax, impact fees and certain gas taxes are limited to use on certain types of capital improvements by statute or other legal restrictions.

To provide direction for the capital program, the Hillsborough County Board of County Commissioners approved Policy 03.02.02.00 - Policy for Capital Budget and Capital Improvement Program. This policy defines requirements for projects included in the Capital Budget and Capital Improvement Program. Under the policy, a capital project is defined as a set of activities meeting one or more of the following criteria:

- Delivery of a distinct capital asset or improvement to an existing capital asset which will become an asset of Hillsborough County and be recorded on the financial records of the County as a capital asset under generally accepted accounting principles and applicable State statutes;
- Any contribution by Hillsborough County to other governmental or not-for-profit entities to deliver a capital improvement. In situations where the improvement is not or will not become an asset of the County, it will be included in the Capital Improvement Program as a contribution for tracking purposes;
- Any project or equipment funded from the Community Investment Tax (CIT);
- Any engineering study or master plan needed for the delivery of a capital project;
- Any major repair, renovation or replacement that extends the useful operational life by at least five years or expands capacity of an existing facility.

Hillsborough County categorizes capital improvements into eight programs: Fire Services, Government Facilities, Libraries, Parks Facilities, Solid Waste Enterprise, Stormwater, Transportation and Water Enterprise. The Adopted FY 26 – FY 31 CIP also includes the County's Environmental Land Acquisition and Protection Program (ELAPP). While not specifically meeting the criteria above, this program is tracked through the CIP to provide for better accountability and control.

As previously noted, capital projects only require one-time allocations for a given project unlike operating expenses which recur annually. This funding flexibility allows the County to use financing and one-time revenue sources to accelerate completion of critical projects. Significant projects within each program are discussed below. More comprehensive project information can be found in the individual program sections of this document. Interested parties can review this and other information on the County's website at www.HCFL.gov.

Financial Policies

Among financial policies approved by the Board of County Commissioners since FY 98, there are several pertaining to the preparation, implementation, monitoring and financing of capital projects. While the County Administrator is responsible for the continued development, monitoring and update of these policies, specific functions are carried out by the Management and Budget Department and the Clerk of the Circuit Court. These and other policies are reviewed periodically by the County Administrator and the Board of County Commissioners and are detailed in the Financial Policies and Procedures section of the Adopted FY 26 – FY 27 Budget document.

Specific policies applying to the Capital Improvement Program and the Capital Budget are:

- BOCC Policy 03.02.01.00 - Bids for Capital Improvement Projects 10% or More in Excess of Estimated Construction Costs
- BOCC Policy 03.02.02.00 - Capital Budget and Capital Improvement Program
- BOCC Policy 03.02.02.05 - Pay-As-You-Go Funding of Capital Projects

- BOCC Policy 03.02.02.06 - Prioritization of Capital Projects
- BOCC Policy 03.02.02.07 - Minimizing the Expense of Financing Capital Projects
- BOCC Policy 03.02.02.08 - Operating Impact of Capital Projects
- BOCC Policy 03.02.02.20 – Budgetary Control
- BOCC Policy 03.02.02.26 - Use of Capital Project Appropriations
- BOCC Policy 03.02.02.28 - Method of Funding Citizen Initiated Localized Capital Projects or Services
- BOCC Policy 03.02.03.00 - Environmental Land Acquisition Program (ELAPP) Fund
- BOCC Policy 03.02.06.00 - Debt Management
- BOCC Policy 03.03.01.00 - Water and Wastewater Financial Policy
- BOCC Policy 03.03.05.00 - Community Investment Tax Financial Policies
- BOCC Policy 04.05.00.00 - Capital Funding for Outside Agencies

Capital Planning

Capital planning refers to the process of identifying and prioritizing the County's capital needs to determine which capital projects should be funded in the CIP as resources become available.

In general, capital planning for projects within the unincorporated area of Hillsborough County is guided by the Hillsborough County Comprehensive Plan. In particular, capital planning for certain types of parks and recreation, solid waste, stormwater, transportation and water facilities are guided by the Capital Improvements Section (CIS) of the Comprehensive Plan. This plan, prepared by the Hillsborough County City-County Planning Commission and formally adopted by the Hillsborough County Board of County Commissioners, provides long-term direction for the growth and development of the county. Proposed capital projects are reviewed for compliance to the adopted comprehensive plan as part of the budget adoption process.

The public has many opportunities to be involved in capital planning both during the comprehensive plan development process and during the budget adoption process. Interested parties can view the Comprehensive Plan on the Planning Commission's website located at www.planhillsborough.org.

Hillsborough County's plan includes a specific growth management strategy called the Urban Service Area. This strategy is designed to direct growth into areas where public service needs can be more efficiently provided and where existing services are already in place.

In addition to the standards in the Comprehensive Plan and the Capital Improvements Section of the Plan, the planning for parks and recreation, solid waste, stormwater, transportation and water facilities also is guided by master and visioning plans developed by County staff. Planning for fire, government facilities, and library infrastructure in Hillsborough County's unincorporated area is performed primarily within County government. Each capital program has different criteria for assessing project needs and priorities; however, a common characteristic of the planning processes is the recognition of the importance of obtaining input from the public and other interested governmental and private agencies. The individual program planning processes provide the guidance necessary for allocating available resources during the capital budget process. A brief description of the various planning processes follows.

Fire Services – The Fire Rescue Department maintains a Capital Facilities Master Plan which details new fire station needs required to meet emergency and rescue service requirements within the unincorporated area. The plan is prepared based on national service response time standards established by the National Fire Protection Association, the Insurance Service Organization and on the relevant goals, objectives and policies incorporated in the County's Comprehensive Plan discussed above.

In developing this plan, which is updated every five years, the response time standards along with current response data are applied to an analysis of the needs of Hillsborough County's current and projected populations and population distribution to identify where and when new fire rescue facilities will be needed. This plan was recently updated and presented to the Board with additional analysis being performed to ensure that current facilities in need of a major remodel are presently in the best locations. This process may result in the relocation of some existing facilities.

Libraries – Library Services gauges the effectiveness of its facilities through a variety of metrics including current and potential use of a facility, state of existing buildings, grounds, and parking, total cost of operation for all facilities, existence and willingness of neighboring partner agencies, distance from population concentrations, and public demand and presents recommendations for potential capital projects to the Library Board. Annually the Library Board evaluates the data and sends a prioritized list of recommendations for funded and unfunded projects to the Board of County Commissioners.

Parks – The strategic vision of the Parks & Recreation and Conservation & Environmental Lands Management

Departments includes the development of goals and objectives to safeguard the inheritance of the County's future generations.

The planning process identifies future developments that may affect expected needs, wants and social environments. It identifies the most critical stakeholders and their major interests and expectations, such as safety and security, high quality experience, well maintained facilities and the preservation of our natural and cultural resources. The tool is evaluated against the current environment in order to develop a Capital Improvement Plan consistent with the vision of Hillsborough County and the values and expectations of our community.

In FY 17, Hillsborough County Parks & Recreation and Conservation & Environmental Lands Management Departments delivered their Master Plans to the BOCC. The Master Plans are long-range planning documents that are meant to help shape the direction, development, and delivery of the County's parks, recreation, and conservation sites. Based on a comprehensive planning approach, these plans take into consideration department goals, existing conditions, and community needs assessments that provide for the framework of recommendations and prioritization strategies. These Master Plans represent the collective vision for the Hillsborough County Parks & Recreation and Conservation & Environmental Lands departments. They serve as a guide for the Department's investments and strategies over the next ten years, shaping the delivery of services in a manner that is consistent with the County's sustainability goals and the community's level of service expectations. The cohesive vision for continually improving parks, recreation, and conservation opportunities in Hillsborough County represents the culmination of the public engagement process. The vision, along with guiding principles and mission statement will guide the implementation of the Master Plans and the future of parks, recreation, and conservation throughout the County.

Solid Waste Enterprise - The Solid Waste Enterprise has an established plan to determine the need to enhance and or change its Capital Improvement Program on an annual basis. This plan calls for information to be gathered from various sources such as staff, stakeholders, public meetings, etc. to identify needs that should be incorporated into the CIP. Management reviews the information and prioritizes each need according to a pre-established ranking system. The ranking system takes into account mandates by Federal and State agencies, health and safety concerns, capacity needs, efficiency, location requirements, population growth and aging infrastructure.

Stormwater – The County maintains a Watershed Master Plan that incorporates identified needs for each of its 17 watershed basins. The plan is periodically updated as new development and stormwater improvements are completed throughout the County. Under the plan, the entire County (1,072 sq. miles) is divided into 17 watersheds (basins) and further subdivided into 7,000 sub-basins. The master plan study looks at water quantity, water quality and the natural watershed system. The plan identifies areas with inadequate conveyance systems or poor water quality and recommends solutions.

Flood control project evaluations take into consideration the following factors: frequency of flooding, the category of the road subject to flooding (local/arterial/collector road), the number of structures flooded, stormwater asset conditions (groundwater table, erosion/siltation and structure) and the potential of available matching funds.

The County also maintains a separate list of non-watershed related neighborhood stormwater needs. Criteria for neighborhood stormwater projects is like the criteria for watershed master plan projects, with the exception that environmental issues and the availability of matching funds are not included in the evaluation.

Water quality or natural system projects are evaluated based on concerns identified by the Florida Department of Environmental Protection (DEP), or the County related to the sub-watershed segment of "impaired waters/water bodies," the concern of water quality parameters and the benefits of a natural system.

Both engineers and environmental scientists within the Stormwater Engineering Services Section of the Public Works Department contribute to this uniform matrix evaluation process.

Transportation – Efficient movement of people and goods is important to the public safety, economic viability, and overall quality of life in Hillsborough County. Planning occurs on several levels. The Hillsborough County Transportation Planning Organization (TPO), working with the County and its three incorporated municipalities (City of Tampa, Plant City and Temple Terrace), and with input from county residents, is responsible by State statute for adopting the Long Range Transportation Plan, a blueprint for comprehensive transportation planning throughout the County. The TPO also consolidates the transportation capital improvement programs of various political jurisdictions constructing transportation projects within the county into an annual Transportation Improvement Program (TIP). The Long Range Transportation Plan and the Transportation Improvement Program are used by the County in prioritiz-

ing major capacity projects for funding, determining project impact fee eligibility, and in allocating State and federal grant dollars. These plans can be viewed at the Transportation Planning Organization's website www.planhillsborough.org. Apart from these long-established processes, the Transportation for Economic Development initiative engaged in a community-wide effort to identify transportation needs and included the County, the Cities and relevant transportation entities.

As previously indicated, the Hillsborough County City-County Planning Commission is responsible for developing and monitoring compliance with the County's Comprehensive Plan. The Commission also reviews proposed developments of regional impact (DRI) proposals (those development proposals that will have significant impact on existing county roads).

Each municipality is responsible for its own transportation planning; however, major roads determined to have countywide significance may be designated as County roads, with the County primarily responsible for their maintenance and improvement. Capital needs associated with these roads, as well as all transportation needs in the unincorporated area of the County are evaluated for inclusion in the annual Capital Budget and Capital Improvement Program.

Planning for the transportation program is performed on a sub-program basis. The sub-programs within the transportation program are roads, intersections, sidewalks and bridges. With the exception of roads, where the County adopts the prioritized list from the Long Range Transportation Plan (LRTP) and adds local road improvements not subject to inclusion in the plan, the County has prepared a master plan for intersections, bridges and sidewalks. While specific criteria used for prioritizing the projects on the plans differ by project type, they encompass public safety, traffic volume, environmental mitigation and other key factors as well as incorporating input received during the public outreach part of the planning process.

Water Enterprise - The Water Enterprise is responsible for providing quality water, wastewater and reclaimed water services to Hillsborough County residents within its designated service area, unincorporated Hillsborough County. This includes the operation and maintenance of these facilities including treatment plants, pumping stations, metering devices and all related transmission piping and above ground appurtenances. The department is also responsible, when operating the above facilities, for complying with all federal, State and local regulatory and permit requirements.

The department uses a CIP Delivery Process. This process uses a systematic approach to develop and refine the scope, schedule and budget for existing and newly proposed expansion and renewal and replacement projects. It allows priorities to be determined and uses schedules to ultimately deliver quality projects from conception to project completion. The goal of the CIP Delivery Process is to deliver department projects in an efficient and economical manner.

The objectives of the process are to:

- Economically build and maintain existing system assets;
- Deliver projects on schedule and within budget;
- Allow for the annual update of the CIP;
- Allow for adjustments to the approved CIP due to changing priorities for those projects not yet in the implementation phase;
- Seamlessly coordinate with the County's CIP;
- Permit performance measurement; and
- Provide documentation for management and historical trending purposes.

The Board of County Commissioners policy 03.02.02.06 requires that capital projects be prioritized. The Department's Project Prioritization Model (PPM) is a formal method of documenting and tabulating the results of applying subjective criteria to prioritize the CIP each fiscal year. There are six categories to score a project against other projects within the Department's CIP:

- Compliance
- Health and Safety
- Expansion / Renewal and Replacement
- Long Range Planning
- Community and Environmental Impacts
- Economic / Financial Considerations

The resulting score for each existing or new "planning" project is used at the beginning of the budget process to rank all the projects within the CIP.

Additionally, the Department's Payback Analysis Model (PAM) incorporates several economic factors to estimate the payback period of a given capital project. It determines the payback period by modeling the average monthly revenues generated by the Equivalent Residential Customers (ERC) to be served by the capital project. Generally, the information that is required to be input into the model includes:

- Project Name, CIP Number and Type
- Payback Analysis Period
- Discount Rate
- Debt Service or Pay-As-You-Go
- Expansion Percentage
- Operating, Maintenance and Fixed Overhead Cost

- Capital Cost by Year
- Outside Funding Sources
- ERCs served by the Project
- ERC Connection Schedule
- Rate and Debt Service Information

The information is used to assign a weighted economic criteria number for the project in the earlier referenced Project Prioritization Model (PPM) during each fiscal year budget process.

Finally, the CIP Master Program Schedule is used as a planning tool to lay out each of the project schedules, provide the cash flow requirements of the program as a whole, anticipate project resource needs and provide historical data for future trend analysis. In addition, the Master Program Schedule is also used at the beginning of each fiscal year to facilitate the efficient distribution of work throughout a six year period.

Financial Planning Strategies

Hillsborough County uses a variety of tools to assist in developing long-term financial planning strategies. One tool is the preparation of an annual Pro Forma document. This document is used to put current budget and financial decisions into a longer-term context. Prepared in accordance with Board policy, the Pro-Forma provides a five year projection of revenues and expenditures for major operating funds, and is particularly useful in showing how capital projects, funded in the biennial budget or planned over the next several years, will impact future operating budgets in terms of maintenance, utility and staffing costs.

Another tool used in financial planning is the County's debt management strategy. Credit ratings assigned by the three international rating agencies, Moody's Investors Service, Standard and Poor's Ratings Services, and Fitch Ratings are key factors influencing interest rates paid on local governments' borrowings. Because of the significant impact interest rates have on our overall financial position, Hillsborough County places a great deal of emphasis on its credit worthiness. The County conducts credit updates each year, and notices of any material credit changes are provided to the rating agencies throughout the year.

The County's general credit ratings are Aaa / AAA / AAA on a scale where Aaa / AAA / AAA are the highest ratings. The County's high ratings are an objective indication of sound financial management, recognition that its overall debt profile is characterized by good debt service coverage from pledged revenues and by sound legal provisions ensuring full and timely payment of debt service. These high credit ratings enable the County to meet its borrowing needs at the lowest cost of capital.

To address short-term capital project funding requirements, Hillsborough County uses a Commercial Paper Program. Under this program the Board authorizes short-term borrowings when needed to provide adequate cash flow for active projects. This approach ensures that long-term debt is issued only when needed in appropriate amounts. Furthermore, tax exempt short-term debt tends to be the lowest cost financing tool available to local governments resulting in substantial savings to the County. Upon completion of capital projects, the County either uses available cash or issues long-term debt at favorable interest rates to pay off outstanding short-term notes, unless there is an economic advantage in keeping short-term, variable rate notes outstanding. The County issues debt in accordance with its debt policy which governs the type and amount of borrowings that are best suited to achieving its financing objectives. The policy guides the County's borrowings by means of targets and ratios, such as direct debt per capita or general governmental debt as a percent of general fund revenue, that balance the need for flexibility to ensure the availability of capital with the need to ensure continued access to the capital markets.

When it is prudent and in the County's economic interest to do so, infrastructure improvements may be financed by means of public-private partnerships in which private corporations, such as real estate developers, agree to fund a portion of such improvements together with funding from the County, State, and/or federal government. Such partnerships enable the County to construct needed infrastructure, in particular transportation improvements, at a lower cost to taxpayers as a result of leveraging private funding sources.

Finally, the County actively and aggressively monitors market opportunities to refinance its debt to achieve lower debt service costs. When legally and economically feasible, lower interest debt will be issued to pay off outstanding debt thereby making revenues available to fund County services.

Capital Improvement Program Process

The annual Capital Budget and Capital Improvement Program (CIP) update begins in January with a request to the Capital Program directors to review, update and re-prioritize the unfunded capital needs list.

The Capital Budget Team of the Management and Budget Department maintains a comprehensive list of prioritized unfunded capital needs which is used in

identifying new projects to be recommended for funding. The list identifies preliminary project information such as name, location, description or scope, the estimated cost and any operating cost impact. The updated Unfunded Capital Projects List is then used to determine which new projects will be added to the new Capital Improvement Program.

During the month of January (in the first year of the biennial budget cycle), the Capital Budget Team conducts training sessions to provide capital project management and staff specific direction relating to the capital budget process. As part of this training, those involved in the capital budget process are given a calendar of key budget cycle dates and written documentation including forms, instructions, and definitions to be used in preparing their capital projects budget including revising current project estimates and submitting requests to add new capital projects.

Another key step in the budget process is a review of capital project cost estimates in the current CIP or new projects added during the current fiscal year. This is to ensure that the next CIP will reflect these revised cost estimates. Departments are asked to review and update project information that will be presented in the Capital Improvement Program.

A specific form – the Capital Project Initiation Request Form - is used to document project changes or new project requests. This form is designed to guide the preparer in providing necessary information including the reason for the project, proposed location and scope, funding requirements by fiscal year, proposed project schedule and completion dates, anticipated operating cost impacts and management approvals.

Using updated information, the Capital Budget Team develops draft documents showing projects that have been completed or are anticipated to be completed by the end of the current fiscal year as well as specific detail project pages (see below for sample) for each project proposed to be included in the recommended budget.

Components for Each Capital Project Page:

Project Title – This is the project's name.

Project No. – This is a unique identification number assigned to the project for accounting purposes.

CIE Requirement – This indicates whether this project addresses a Capital Improvement Element as defined in the Growth Policy in Florida Statutes.

Level of Service Impact – If the project addresses a CIE element, this indicates what impact it has on the level of service:

(M) – This indicates a project relates to the repair, remodeling, renovation or replacement of an existing County facility in order to maintain levels of service in the Comprehensive Plan.

(E) – This indicates the construction of a new facility or expansion of an existing facility that will reduce or eliminate deficiencies in the levels of the service in the Comprehensive Plan.

(F) – This indicates the construction of a new facility or expansion of an existing facility is needed to meet levels of service for new development.

(N/A) – This indicates that the project is not covered by the Capital Improvements Element.

Sample Capital Project Detail Page

PROJECT TITLE:
KENLY PARK SPLASH PAD
CIE REQUIREMENTS: Y
LEVEL OF SERVICE IMPACT: E

PROJECT NUMBER: C83650000

PROGRAM: PARKS

PROJECT DESCRIPTION:
The project includes design and construction of a walking trail, a new splash pad and associated site improvements at the existing Kenly Park located at 3101 N. 66th Street, Tampa. Scope includes supporting infrastructure and amenities such as sidewalks, benches, trash receptacles as budget will allow.

Neighborhood Community Area:
East Lake Orient Park

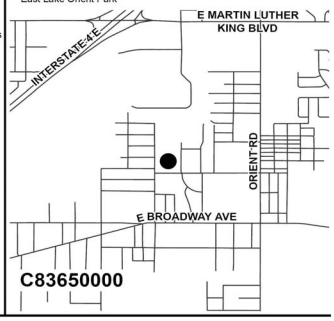

OPERATING COST IMPACT:
Operating cost is estimated to be an additional $85,000 per year.

PROJECT COMPLETION DATE: Oct 2026

Sources of Funds (in $000s):	Total Estimated Sources	Prior Funding	FY 26 Carryforward	FY 26 Additional	FY 27	FY 28	FY 29	FY 30	FY 31	Future
ARP Funds	$0	$0	$0	$0	$0	$0	$0	$0	$0	$0
Boat Fees	0	0	0	0	0	0	0	0	0	0
Community Invest. Tax IV	0	0	0	0	0	0	0	0	0	0
Financing	0	0	0	0	0	0	0	0	0	0
General Revenues-CW	0	0	0	0	0	0	0	0	0	0
General Revenues-ELAPI	0	0	0	0	0	0	0	0	0	0
General Revenues-R3M	0	0	0	0	0	0	0	0	0	0
General Revenues-UA	850	91	759	0	0	0	0	0	0	0
Grants & County Match	0	0	0	0	0	0	0	0	0	0
Impact Fees	650	58	392	200	0	0	0	0	0	0
Other	0	0	0	0	0	0	0	0	0	0
Subtotal FY 26			$1,150	$200						
Total	**$1,500**	**$150**	**$1,350**		**$0**	**$0**	**$0**	**$0**	**$0**	**$0**

Uses of Funds (in $000s):	Total Estimated Cost	Prior Expenses	FY 26 Carryforward	FY 26 Additional	FY 27	FY 28	FY 29	FY 30	FY 31	Future
Capital [1]	$1,500	$150	$1,150	$200	$0	$0	$0	$0	$0	$0
Contributions [2]	0	0	0	0	0	0	0	0	0	0
Non-Capital [3]	0	0	0	0	0	0	0	0	0	0
Subtotal FY 26			$1,150	$200						
Total	**$1,500**	**$150**	**$1,350**		**$0**	**$0**	**$0**	**$0**	**$0**	**$0**

[1] Capital includes, but is not limited to, expenses related to capitalizable Development, Design, Land Acquisition, Equipment, Construction and Administration required to complete the project.
[2] Contributions includes, but is not limited to, funding through an agreement to other Government Agencies, Youth Organizations, Cultural Service Organizations and other Non-Profit Organizations.
[3] Non-Capital includes, but is not limited to, expenses related to Building Maintenance, Grounds & Landscaping Maintenance, Non-Capitalizable Equipment and other Professional Services.

Program – This indicates the capital program to which this project pertains.

Project Description – This describes the scope of work.

Operating Cost Impact – This is an estimate of the ongoing annual operating and maintenance funding this project will require once completed.

Project Completion Date – This is the estimated date the project will be ready for its intended use.

Neighborhood Community Area – This indicates the area of the county the project will occur. A copy of the Neighborhood Community Area map can be found in the Appendix section of this document.

Sources of Funds – This shows by year the sources of funding. Many projects have multiple sources of funding.

Uses of Funds – This shows by year the planned uses of funds summarized by capital, contributions and non-capital.

These draft documents are distributed to the departments for another review and the opportunity to correct information. Upon completing their review, the Capital Budget Team meets with the appropriate program directors and representatives to resolve outstanding issues and ensure that all are in agreement with the current information.

Budget preparation meetings held with Directors, Executive Team members and budget staff during February through April include discussions regarding capital projects. Decisions made at these meetings are incorporated into the documents and communicated to the appropriate departments.

Final revisions are incorporated into the Recommended Capital Budget and the Recommended Capital Improvement Program (CIP) in mid-May and delivered to the Board of County Commissioners in June or July. Throughout the budget development process, the County Administrator and Management and Budget staff conduct several budget workshops with the Board of County Commissioners to provide them with revenue projection updates and to obtain overall policy guidance.

Once the recommended budget and CIP are delivered to the Board, a series of budget workshops and public meetings are held. During this period, the Hillsborough County City - County Planning Commission also reviews the recommended CIP to ensure compliance with the County's Comprehensive Plan. Two statutorily required public hearings are held in September to gain public input. A separate public hearing is held following the budget adoption to also adopt the CIP.

Final budget documents reflecting the Adopted Budget and Adopted Capital Improvement Program are then prepared and distributed in both hardcopy and electronic formats. Once the Capital Budget and CIP are formally adopted, changes to the budget can only be made in accordance with the budget amendment process defined in BOCC Policy 03.02.02.00 - Capital Budget and Capital Improvement Program, which ensures compliance with budget amendment requirements per Florida State Statute 129.06. The BOCC policy also specifies that the list of projects included in the adopted CIP may only be revised through formal Board resolution.

Funding Sources

Funding for capital projects comes from a variety of sources, but generally falls into one of several categories: ad valorem taxes, the Communications Services Tax, the Community Investment Tax, gasoline taxes, enterprise fees, special assessments, impact fees, mobility fees, grants or financing.

- Ad Valorem (Property) Taxes are taxes levied by the Hillsborough County Board of County Commissioners on property within the County.

  There are three ad valorem taxes imposed by Hillsborough County – the countywide property tax imposed on all properties within the county with use restricted to projects providing countywide benefit; the unincorporated area property tax imposed on all properties in the unincorporated area of the county with use limited to projects that benefit the unincorporated area; and the special library property tax, imposed on all properties within the City of Tampa and the unincorporated area of the County with use restricted to library projects. Both Temple Terrace and Plant City maintain their own library systems so properties within these two municipalities are not subject to the special library tax.

  Additionally, a voter approved ad valorem tax is used to pay debt service on the Jan K. Platt Environmental Lands Acquisition and Protection Program (ELAPP) bonds.

- The Communications Services Tax is a 4% tax imposed on local and long distance telephone calls, cable, fax, pagers and beepers, cellular phone services and other related telecommunication services. The Board of County Commissioners originally designated 1% of this tax for the construction of new fire stations. Beginning in FY 06, the Board increased the allocation by an additional ½ %, for a total of 1½% for the construction of fire stations. However, due to the continuing ad valorem roll back requirements by the State Legislature and the effects of Amendment 1, approved by the voters on January 29, 2008, the amount and the percentage allocated to the construction of new fire stations in FY 09 was reduced to ½%. The remainder of the 1½% is used to offset a portion of the reduction in property tax revenues funding operating expenditures.

- The Community Investment Tax is a ½% sales tax on the price of taxable goods, as defined by State statute, sold within the County. Originally approved for a thirty-year period by public referendum in 1996, use of this tax is restricted to acquiring, constructing, and improving infrastructure and purchasing equipment with a useful life of at least five years to promote the health, safety and welfare of Hillsborough County residents. The original tax expires on November 30, 2026, but has now been extended. On November 5, 2024, a majority of Hillsborough County voters chose to renew the Community Investment Tax for a fifteen-year period resulting in a new expiration date of December 31, 2041.

- Gasoline taxes used to fund capital projects are the Six Cent Local Option Gasoline Tax, the Voted (Ninth Cent) Gasoline Tax and the Constitutional Fuel Tax. Permitted uses for each of these taxes are defined by statute, and in the case of the Voted Ninth Cent Gasoline Tax, are further restricted by County ordinances.

  The Six Cent Local Option Gasoline Tax is limited to transportation expenditures for public transportation operations and maintenance; roadway and right-of-way maintenance and equipment and structures used primarily for the storage and maintenance of this equipment; roadway and right-of-way drainage; street lighting; traffic signs, traffic engineering, signalization and pavement markings; bridge maintenance and operation; debt service and current expenditures for transportation capital projects including construction or reconstruction of roads.

  Use of the Ninth Cent Gasoline Tax is restricted by County ordinance to the road resurfacing program.

  The Constitutional Fuel Tax collected by the State on behalf of the County is first used to meet debt service, if any, of debt assumed by the State Board of Administration payable from this tax. Any remaining tax proceeds may be used by the County for the acquisition, construction, and maintenance of roads as defined by statute or as matching funds for grants specifically related to these purposes.

- Enterprise fees are charges for services imposed on users of facilities of the two programs funded through enterprise funds - Solid Waste and Water/Wastewater/Reclaimed Water. An annual fee schedule for each enterprise fund is set by the Board of County Commissioners. Use of these revenues is restricted to operating, maintaining or building new infrastructure for the respective service for which the fee is being collected.

- Special assessments are charges levied by statute or ordinance for a specific purpose. One example is the stormwater fee, a non-ad valorem special assessment levied on the annual property tax bill, used to help fund the stormwater capital program.

- Impact fees are fees imposed on new commercial and residential construction to help fund additional infrastructure needed to support the added load on County infrastructure resulting from the new construction. The unincorporated area of the County is divided into zones for each type of impact fee.

  Use of impact fees collected within each zone is restricted to projects which add capacity to the respective infrastructure within that zone. There are four types of impact fees: transportation, parks, fire and schools. Impact fees are governed by the County's Consolidated Impact Fee Assessment Program Ordinance.

- Mobility Fees are a one-time charge on new development to pay for offsite transportation improvements that are necessitated by new development. On April 26, 2016, the Board of County Commissioners adopted the Mobility Fee Ordinance that would replace the current transportation impact fees and transportation concurrency. The Mobility Fee Program became effective January 1, 2017.

- Financing is the last source of funding. It includes both long-term and short-term financing. Short-term financing via a commercial paper borrowing program is used to borrow funds when needed in order to keep projects on schedule and to keep financing costs down.

  Upon completion of capital projects, the County either uses available cash or issues long-term debt at favorable interest rates to pay off outstanding short-term notes, unless there is an economic advantage in keeping short-term, variable rate notes outstanding.

Uses of Funds

Capital budget expenditures are related to one of the eight capital programs: Fire Services, Libraries, Government Facilities, Parks, Solid Waste Enterprise, Stormwater, Transportation, and Water Enterprise. It also includes the Environmental Land Acquisition and Protection Program (ELAPP) and the Major Repair,

Renovation, Replacement and Maintenance (R3M) program. Planned capital project expenditures are summarized into the following categories:

Capital – These are costs incurred as part of delivering the project that will be capitalized with the asset when the project is complete. Capitalizable development, design, land acquisition, equipment, construction and administration expenditures required to complete the project are examples of capital costs.

Contributions – Contributions represent funding through an agreement to other government agencies, youth organizations, cultural services organizations and other non-profit organizations and won't be capitalized when the project is complete.

Non-Capital – These are costs incurred as part of delivering the project but won't be capitalized with the asset when the project is complete. Building maintenance, grounds and landscape maintenance, non-capitalizable equipment and other professional services are examples of non-capital costs.

Capital Projects Operating Impacts

The Capital Budget and Capital Improvement Program (CIP) are integral elements of the County's biennial budgeting process. The cost of operating new or expanded facilities or infrastructure can be significant and is included in the operating budget in the fiscal year the asset becomes operational. However, in some cases, like the construction of a new jail, the operational impact may be phased-in gradually while the new jail is under construction. This is because as the jail population increases beyond its operational capacity so does the need for additional funds for overtime pay, add new staff, jail and food supplies, and operational equipment, thus spreading the increased operating impact over a number of years rather than impacting the budget all at once when the jail opens. Historically, operating costs of non-enterprise facilities have been funded from property taxes. Consideration of operating costs becomes particularly critical when there are potential property tax restrictions or reductions due to legislative action or recession. In some cases, it may be prudent to defer or cancel construction of a facility because there will be no funds to operate it.

Debt service payments on issued debt for capital projects are also included in the operating budget. The amount of required debt service relative to the size of the annual budget is an important indicator of fiscal obligations. Since debt service expenditures reduce the amount of funds available for other operating or capital uses, it is important that the ratio of debt service to the total operating budget remain at a prudent level.

Issuance of short–term commercial paper to provide adequate cash flow for approved projects does not have an impact on the operating budget. This is because these costs are rolled to subsequent notes until the projects are completed, at which time available cash or long-term debt is used at favorable interest rates to pay off outstanding short-term notes, unless there is an economic advantage in keeping short-term debt.

Specific FY 26 and FY 27 incremental operating cost impacts of capital facilities are discussed below in each program's highlights section. The Adopted Budget for FY 26 – FY 27 includes these operating costs. A full listing of incremental operating cost impacts can be found in the appendix section of this document.

Program Highlights

The following program highlights focus on each program's portion of the FY 26 – FY 31 Adopted CIP. Under annual budgeting, both new funding and any carryforward funding from the previous year appear in the CIP. As a result, many schedules in this document have separate "Carryforward" and "Additional" columns when presenting FY 26 budget data.

A number of projects that are shown in the program sections appear in the Capital Improvement Program as "Post Construction". These projects have finished their primary construction phases and may have been placed in use; nevertheless, some of these projects still have unspent balances that are earmarked for post-construction project costs.

Fire Services

The Adopted FY 26 – FY 31 Fire Services Program totals $170.4 million. The program is funded with Community Investment Tax, fire impact fees, Communications Services Tax, general revenues, grants, financing and American Rescue Plan Act (ARP) funds.

Four new projects are being added to the program in this Adopted CIP. The Race Track Road Fire Station #50 project is recommended per the Fire Rescue Master Plan to enhance services in the Northwest area of Hillsborough County and construct a new 3-bay station (site to be determined). The Falkenburg Road Fire Station #33 is at or near the end of its useful life and will be replaced at the same site. This station is dated in its design/features and requires increasing operating costs to maintain and keep functioning at the expected service

level necessary to protect the citizens of Hillsborough County. Two projects are maintenance related. The HVAC systems will be replaced at both the Seffner/Mango and Lutz Fire Stations due to the units being at the end of their useful lives.

Important projects approved in prior years continue into the FY 26 CIP. In addition to the Race Track Road Fire Station #50 mentioned above, three other new stations will be built. The Sun City North and Progress Village South Fire Station projects will design and construct new 2 bay stations to enhance service in the South and South-Central areas of Hillsborough County. The Airport Industrial Fire Station #49 (formerly known as the Sligh/Anderson Road Fire Station) will construct a new 3-bay station on leased property from the State of Florida Bureau of Lands and will enhance services in the Northwest area of Hillsborough County.

Including the Falkenburg Road Fire Station #33 Replacement project mentioned above, a total of eight fire station replacement projects are included in this year's capital improvement program. As part of the federal response to the COVID-19 pandemic, the County received funding through the American Rescue Plan Act (ARP). Various agenda items were brought to the BOCC for approval during FY 22 and FY 23 to allocate these funds to projects. As part of that process, three fire station replacement projects were created and approved – Armdale Fire Station #10, Gunn Highway Fire Station #13 and Palm River Fire Station #15. Work continues on the Brandon Fire Station #11, Midway Fire Station #30, Thonotosassa Fire Station #21 and West Hillsborough Fire Station #20 projects. These stations are dated in their design/features and require increasing operating costs to maintain and keep functioning at the expected service level necessary to protect the citizens of Hillsborough County.

Fire Rescue Units

Other projects continuing into FY 26 include the PSOC Renovations project will renovate existing PSOC warehouse space to support Emergency Management operations. Some current warehouse functions will be relocated to a different facility. The Comprehensive Communications Plan/Alternate EOC project will implement a technology solution capable of providing top-down management and relief effort coordination tools that will help deliver the fastest and most effective emergency response when dealing with incidents such as hurricanes and the COVID-19 Pandemic. This implementation will also include installation of the communications equipment and tower required to make the alternate EOC site operational. The construction of a Fire Rescue/Emergency Management Warehouse will enable storage of essential supplies used in day-to-day operations and in responding to disasters. Restroom and shower repairs at various locations will be completed as part of the Fire Station Restroom and Showers Renovations project.

The Fire Station Hardening project will provide upgrades to additional fire stations to enhance resilience. In order to fund the purchase of important fire and safety equipment, the Fire Rescue Equipment Replacement/Modernization project receives $2.5 million in FY 26 from the Communications Services Tax allocated to Fire Rescue. Impact fees were added to this project in FY 19 to fund the purchase of Self-Contained Breathing Apparatus (SCBA) equipment. The Fire Rescue Unit Additions project will acquire 16 new rescue vehicles that will be located in high demand areas to improve response times.

One project reached substantial completion during FY 25. The HVAC system had reached the end of its life expectancy at Fire Station #36 in Valrico and was replaced.

Two projects are projected to reach substantial completion in FY 26. HVAC systems will be replaced at both the Seffner/Mango and Lutz Fire Stations. Eight projects are scheduled to be completed during FY 27. Two new fire stations (Sun City North #47 and Progress Village South #48) and four replacement stations (Armdale #10, Gunn Highway #13, Palm River #15 and Thonotosassa #21) will be ready for service. Disaster response will be enhanced after the Fire Rescue/Emergency Management Warehouse project is completed. The acquisition of the new Fire Rescue Units should be complete enhancing emergency response in the areas they will serve.

Operating Impact – The two projects reaching substantial completion in FY 26 mentioned above are mainte-

nance related and will have no operating cost impact. For the projects completing in FY 27, the replacement fire stations won't have incremental operating costs, but the new fire stations will start incurring the operating costs shown in the chart below. An ongoing project to harden fire stations will result in a minor increase in operating costs related to generator maintenance and testing.

Fire Services Projects	New Positions	Operating Impact (In thousands)	
		FY 26	FY 27
Fire Rescue Unit Additions	TBD	$0.0	TBD
Fire Rescue/Emergency Management Warehouse	TBD	0.0	TBD
Fire Stations Hardening	0	5.0	5.0
Progress Village South Fire Station #48	24	0.0	1,300.0
Sun City North Fire Station #47	21	0.0	1,000.0

Government Facilities

The Adopted FY 26 – FY 31 Government Facilities Program totals $282.1 million. Funding sources for the program are Community Investment Tax, enterprise fees, financing, grants, general revenues, BP oil spill funds and American Rescue Plan Act (ARP) funds.

Twenty two new projects are being added to the program in FY 26 and most are maintenance related or contributions to outside organizations. HVAC systems and/or chillers will be replaced at the Clerk Records Warehouse, Hanna Road Facility, Medical Examiner Facility, MOSI, Premiere Drive and various Countywide and Unincorporated funded facility locations. Roofs will be replaced at the Edgecomb Courthouse, Pat Frank Court Building and the Surplus Warehouse. The Hanna Road and Premiere Drive facilities will have their generators replaced. The judge's chambers in the Edgecomb Courthouse will be renovated and the Pat Frank Court Building will have flooring replaced. Three modular units will be replaced at the Calhoun Head Start facility. The existing three units are over 30 years old and have exceeded their useful life. The buildings will be waterproofed at the EPC Complex and the east buildings at MOSI will be demolished to allow for future development.

Five of the new projects involve contributions to help address important community needs. The Board of County Commissioners approved funding a contribution for construction of an entry canopy as well as associated furniture, fixtures and equipment for Gracepoint's new Mariposa Women's Psychiatric Hospital currently under development. The other project helps support the development of a childcare center that will be built in conjunction with a Tampa General Hospital workforce housing development. This will be a joint venture with an experienced affordable workforce housing developer to attract and retain health care workers at TGH and USF by providing affordable rental units. Contributions will be made to the Highland Pines Outreach Center, Lighthouse Gospel Mission & Faith Home and The Skills Center for various projects that will enable them to better serve the community.

Several important projects continue in this Adopted CIP. The African American Arts & Cultural Center project will begin the design of a new 50,000 square foot facility to be located on the BOCC-designated County-owned property at 2103 N. Rome Avenue, Tampa (known as the West Tampa Resource/Service Center). The existing buildings on the property are anticipated to be demolished and replaced by the new facility. Construction funding is anticipated in the future. The Sheriff's Training Facility project includes the purchase of the existing 60,000 square foot building located at 10210 Windhorst Road and provides hardening improvements for use as a training facility for the Sheriff. The Sheriff's Operations Center Relocation project will relocate the Sheriff's building complex currently in Ybor City to a new location in the Brandon area.

Solar Panels – Cooperative Extension Office

Funds have been budgeted to design and construct an expansion of the existing Medical Examiner facility to add a full-time cold case unit, on-site warehouse, and additional cooler space to store specimens and decomposed bodies. The Pet Resources Facility project will involve land acquisition, planning, and design of a new shelter facility, on a site to be determined, to better serve the growing community. A project for the Tax Collector will include site development work for a 6-8 acre area between the existing Tax Collector driving test track and branch office which will be prepared for exterior improvements such as additional parking and future expansion. Per direction from the Board, eight projects will provide funding to local non-profits to enhance their value to the community. Contributions will be made to A Kids Place of Tampa Bay, the Cuban Civic Club, Faith Action Ministry Alliance, the Historic 1914 School in Plant City, Meachum Urban Farm, Pepin Academies, the Soul Walk African American Heritage Trail and the Wimauma Community Center for various capital improvement projects.

Many of the ongoing projects are maintenance related. The County Center and MOSI dome roof will get needed waterproofing. Various parking garage doors will be repaired or replaced and HVAC chillers that have reached the end of their useful life will be replaced at the Public Safety Operations Complex. Repairs and renovations will take place at the central energy plant in downtown Tampa and the future Community Based Step-Down Facility. Flooring will be replaced and painting projects completed at various County facilities. The Museum of Science and Industry will have its chiller and sections of its roof replaced. In downtown Tampa, an ongoing project will modernize elevators in various buildings and the Zack Street parking garage will have its fire pump replaced. Morgue building renovations will replace the four original morgue coolers from 2007 with four updated coolers.

Parking lots will be renovated at various County facilities and carpet will be replaced at the County Center. The County Center will continue to have its air handlers replaced and work around the Falkenburg Warehouse will replace the Clerk's emergency generator, air handler and chiller. The Former Department of Juvenile Justice Site Renovations project (formerly known as the Human Development Center Renovations project) will demolish the structures on the County owned site in East Rural County and decommission utilities.

Various projects will enhance existing Court facilities. The Edgecomb Courthouse lighting controls will be replaced, and access controls will be replaced at various courthouse locations. Two judicial chambers and two courtrooms will be built out at the Pat Frank Court Building.

The Public Defender will have various office renovations completed, and the 1st floor modified to enhance security. A project is being completed in phases to renovate the housing pods at the Falkenburg Road Jail. Additional solar projects will be completed at various County facilities to increase energy efficiency. Land located within the Falkenburg Complex on Columbus Drive was acquired and site work will be performed to accommodate future County facilities such as the Fire Rescue/Emergency Management Warehouse.

As part of the federal response to the COVID-19 pandemic, the County received funding through the American Rescue Plan Act (ARP). Various agenda items were brought to the BOCC for approval during FY 22 and FY 23 to allocate these funds to projects. One active Government Facilities project was funded as part of this process. The Community Based Step-Down Facility - ARP Act 3 Funds project will renovate the former Sheriff's Work Release Center located at 1800 Orient Road to offer comprehensive services for participants exiting the local County jail who suffer from substance abuse and behavioral health related issues.

Security Enhancements – County Center

A project will provide for security enhancements at the County Center and other County buildings. Funds have been set aside to help establish a future film studio / film school in the county. Funding is also provided for a new Adult Day Health Services Center to be developed in South County. The ERP System Enhancements project funds a full system upgrade to address improvement opportunities for the Oracle E-Business Suite software.

The Emergency Generators at Various Locations project includes engineering and installation of emergency generators and associated infrastructure upgrades at various emergency shelters (such as public schools) and other critical facilities to provide back-up power capability.

The Historic Preservation Matching fund program continues in FY 26 to help preserve historic community assets. The Annual Public Art Plan, as recommended by the Public Art Committee, is included within the appendix section of the Adopted Capital Improvement Program document. Current funding is adequate for projects that are in process at this time.



Public Art – New Tampa Performing Arts Center

Eight projects reached substantial completion during FY 25. Carpet replacement was completed at the Edgecomb Courthouse. The Soil and Water Conservation Board facility had its roof replaced and the State Attorney received an additional conference room. The La Paloma Head Start Facility Replacement project replaced the former modular building with a new, expanded block building which includes Head Start as well as Early Head Start classrooms. The County Center roof fans were replaced in conjunction with the re-roof project and the Roger Stewart Center Hurricane Curtain Replacement project concluded. The ARP funded Outdoor Senior Fitness Zones installed outdoor senior fitness equipment at various Senior Centers and Adult Day Care Centers. The Roger Stewart Complex Carpet Replacements and Central Fleet Complex Painting projects were canceled.

Twenty-one projects should reach substantial completion in FY 26. Twenty are maintenance related and included in the descriptions above. The other project is the Community Based Step-Down Facility which renovates the former Sheriff's Work Release Center located at 1800 Orient Road to offer comprehensive services for participants exiting the local County jail who suffer from substance abuse and behavioral health related issues. In FY 27, eleven projects are scheduled to reach substantial completion. Eight are maintenance related and included in the descriptions above. The other three forecasted to be completed are the MOSI East Building Demolition, Pat Frank Court Building Court Rooms and Tampa Bay Water Land Acquisition projects.

Operating Impact – None of the projects that are scheduled to reach substantial completion in FY 26 or FY 27 have an identified impact on operating costs. One ongoing master project to install new emergency generators will result in a small increase in maintenance costs.

Government Facilities Projects	New Positions	Operating Impact (In thousands)	
		FY 26	FY 27
Emergency Generators at Various Locations	0	$68.0	$68.0

Libraries

The Adopted FY 26 – FY 31 Library Services Program totals $81.0 million. The program is funded with ad valorem tax proceeds from the Special Library Taxing District.

Four projects are being added to the program this year. The Wimauma New Library/Community Center project will include project development and design for a new approximate 25,000 square foot library/community center within Bethune Park, located in Southeast Hillsborough County's Wimauma Community. Project development and design for a future expansion of the New Tampa Regional Library will begin. Two maintenance related projects will replace shelving, flooring and roofs at various libraries.

Many important projects continue into FY 26. Funding has been put in place for project development, design and construction of a new library to be located in the Fishhawk area in southeast Hillsborough County. Project development, design and construction will begin on

an effort to replace the Thonotosassa Library with a larger and more functional facility at a newly acquired site. The Brandon Library Replacement project provides funds to construct a new 25,000 square foot, expandable to 35,000 square foot, Brandon Library on a site acquired in Phase 1 which was funded separately. The programs and services offered by the library will be determined with citizen input.

John Germany Library

Restroom facilities will be renovated at various libraries to update their functionality, fixtures, and finishes. The Sentinel Bulletin Archiving project will preserve and digitize the Sentinel Bulletin historic archive of newspapers which includes 118 bound volumes (1945-2010) that have been housed at the C. Blythe Andrews, Jr. Public Library's Special Collection since 2019. The collection contains approximately 400,000 pages. This is a one of kind collection of the only African American centered newspaper in the Tampa Bay area.

The Libraries Safety and Security Upgrades project will install access control systems, replace proprietary alarm systems and install/upgrade surveillance systems, etc., at various libraries to improve safety and security for library staff and customers. The John Germany (Main Library) Various Improvements and Planning Study project includes various renovations to the building and site to meet customer needs. The Burgert Brothers Photo Archive Preservation project will preserve and digitize the prints and negatives of the collection. Landscaping will be improved at various libraries with the Landscape Renovation project. Interior and exterior renovations of the existing Southshore Library will improve functionality and upgrade finishes and systems.

Three projects reached substantial completion during FY 25. Two are maintenance related – the North Tampa and John Germany Libraries had their chillers replaced. The temporary library at the former Bethune Park senior congregate dining site in Wimauma reached substantial completion. This project renovated an existing County owned building, improved the site, and provided furniture and fixtures.

No projects are scheduled to reach substantial completion in FY 26, but two are on track to be finished in FY 27. The Burgert Brothers Photo Archive Preservation project described above will be completed and renovations at the Southshore Library will be finished.

West Tampa Library

Operating Impact – Neither of the two projects reaching substantial completion in FY 27 described above will incur any incremental operating costs.

Parks

The Adopted FY 26 – FY 31 Parks Facilities Program totals $187.9 million. The program is funded through a combination of impact fees, Community Investment Tax, general revenues, financing, boat improvement funds, BP oil spill funds and American Rescue Plan Act (ARP) funds.

Ten new projects have been added to the Parks Adopted CIP including the CELM Parks Amenities Improvements at $351,000, the Wimauma New Community Center PD&E at $100,000, the South County District 4 Parks Renovations, contributions to the Spurlino Family YMCA Gymnasium Expansion for $1 million and the Hi 5 Inc for $317,000, four Major Repair, Renovation and Maintenance (R3M) projects at a total of $4 million and the Balm Park Expansion at $2.5 million. The Balm Park Expansion project expands the existing park to create a 15-acre new park with amenities including a multipurpose Airnasium, a new playground, a new multipurpose field, shelters, walking loop as well as

improvements to the existing community center restroom, storage and parking.

Nine projects were completed in FY 25 including the Citrus Park Synthetic Turf, the Lithia Springs ADA Playground Replacement, the Parks Shade Covers, the Saladino Pickleball Amenities, the Skyway Park Trailhead Fitness Zone, the Veterans Memorial Park/Resource Center Improvement - Phase 2, and the Winston and Emanuel Johnson Park Splash Pads. These last two projects included the design and construction of new splash pads at the respective parks and the supporting infrastructure and amenities such as benches, trash receptacles and water fountains.

Five projects are scheduled for completion in FY 26 including the EG Simmons Shelter Replacement, the Kings Forest Splash Pad, two Major Repair, Replacement, Renovation and Maintenance (R3M) projects and the All Peoples Hardening project. This last project will increase the resiliency of the Center for use as an emergency response location during and after storm events including emergency power, protection of windows and storefront openings.

Emauel Johnsons Park Splash Pad

Significant projects in the program are the Branchton Regional Park which will construct a regional park to serve the recreational needs of the community in Northeast Hillsborough County and the Kings Forest Park Splash Pad & Improvements which will design and construct a splash pad and other improvements to the existing Kings Forest Park.

As part of the federal response to the COVID-19 pandemic, the County received funding through the American Rescue Plan Act (ARP). Various agenda items were brought to the BOCC for approval during FY 22 and FY 23 to allocate these funds to projects. As part of that process, three Park projects were created and approved. The Pickleball Complexes - ARP Act Revenue Recovery Funds project which will design and construct pickleball courts at various locations throughout the County; the Kings Forest Park Splash Pad - ARP Act 3 Funds project which will design and construct a Splash Pad at the park; and the Progress Village Park Improvements – ARP Act 3 Funds project which will design and construct various improvements to the existing Progress Village Park.

Branchton Regional Park

Jan K. Platt Environmental Lands Acquisition and Protection Program (ELAPP)

The Jan K. Platt Environmental Lands Acquisition and Protection Program (ELAPP) is a voluntary land preservation program based in the Conservation and Environmental Lands Management Department. The ELAP Program is dedicated to the protection and preservation of natural and environmentally significant resources, as well as restoration of natural habitat. Properties preserved through ELAPP are available for recreational uses compatible with the preservation objectives. Some of the criteria used when considering a property for protection are: contains unique or scarce natural habitat for endangered species, protection of water resources, or lands that buffer, link or provide access to existing environmentally sensitive lands.

Historically, funding was secured through an operating and debt service ad valorem millage not exceeding 0.25 mills in any one-year period. A four-year property tax was originally approved by 71% of the voters in 1987 and in 1990 a referendum authorizing $100 million in bonds was approved by 73% of the voters. In November 2008, nearly 79% of the voters approved the issuance of up to $200 million in bonds to continue capital funding for the ELAP Program. So far $187.7 million has been issued of the $200 million authorized by the voters.

As of October 1, 2025, the County has preserved approximately 65,521 acres at a cost of $363.8 million, of which $91.2 million has been funded by other agencies.

Progress Village Playground

Operating Impact – The following table identifies the stand-alone projects that are scheduled for completion in FY 26 and FY 27 that have a separately identified operating impact. Ongoing master projects that have an identified operating impact are also listed in the table below.

Parks Projects	New Positions	Operating Impact (In thousands)	
		FY 26	FY 27
All Peoples Park Expansion	0	$85.0	$85.0
Branchton Regional Park	0	90.0	90.0
Cross Creek Park Construction	0	0.0	466.0
EG Simmons/Eco Tourism	0	15.0	15.0
Kenly Park Splash Pad	0	0.0	85.0
Kings Forest Park Splash Pad – ARP ACT 3 Funds	0	85.0	85.0
Southshore Sportsplex	0	250.0	250.0

Solid Waste Enterprise

The Adopted FY 26 – FY 31 Solid Waste Enterprise Program totals $257.0 million. The Solid Waste Enterprise Program is funded with long-term financing and revenues generated from fees and assessments paid by customers of the enterprise.

Southeast County Landfill Expansion

The program consists of eight active projects which concentrate on enhancing the Solid Waste services centers throughout the county. One of these projects is the Northwest Transfer Facility Improvements. This project will design, permit, construct and provide quality assurance for the Northwest Community Collection Center Improvements project. The improvements are necessary to provide a better site configuration thus improving safety, customer traffic flow, efficiency of the operation and improve the overall customer experience while using the facility.

There are three projects at the Southeast County Landfill totaling $143 million. These projects are the Southeast County Landfill Closure, the Southeast County Landfill Leachate Storage System and the Southeast County Landfill Expansion. The expansion project is projected to construct a new landfill disposal expansion project designated as Section 10 which includes geotechnical engineering, karst evaluation, design, permitting, and construction of the new double lined Class I waste disposal landfill cell. The expansion will increase landfill capacity in order to accommodate the additional waste generation from the growing population within Hillsborough County.

Resource Recovery Facility Improvements

One significant project in the program is the Resource Recovery Facility Improvements. The Resource Recovery Facility has four boilers that burn the waste and generate steam for turning two turbines that generate 35-40 megawatts of electricity for use by other County Departments and for retail sales that generate revenue for the Division. Three of the Boilers were built in 1989 and one in 2009. This project allows for the evaluation, identification and prioritization of recommended actions for equipment in need of upgrades to increase the performance and safety of the facility. The anticipated improvements include road improvements, auto combustion regulators on boilers to increase combustion efficiency, auto dialer notification, increased environmental protection with separation of stormwater and ash, boiler steam and tube replacement and other upgrades.

Operating Impact – No projects are scheduled to begin incurring operating costs in FY 26 or FY 27.

Stormwater

The Adopted FY 26 – FY 31 Stormwater Program totals $258.3 million. The program is funded with a combination of Stormwater fees, Community Investment Tax, general revenue, grants, BP oil spill fund and American Rescue Plan Act (ARP) funds.

No new projects are being added to the program as part of the Adopted CIP, but funding has been added to several master projects. The program includes eleven master projects that provide for the maintenance, rehabilitation, construction and improvement of the Hillsborough County stormwater system

The Culvert Renewal and Replacement Program replaces or repairs culverts at various locations throughout Hillsborough County. The Watershed Master Plan Updates and Watershed Drainage Improvements projects study the water quantity, and water quality if applicable in various watersheds within Hillsborough County and constructs various regional and intermediate stormwater improvements. The Neighborhood Drainage Improvements projects alleviate flooding on County-maintained roadways that do not meet the County's level of service for flood protection. These projects are initiated at the conclusion of a drainage investigation of actual flooding identifying the deficiencies. The Water Quality Improvements and Environmental Program project implements water quality improvements and alleviate stormwater pollutant loading to surface waters.

Neighborhood System Improvements

To keep pump stations functioning properly, the Stormwater Pump Station Repair & Replacement project provides for the annual renewal and/or replacement of stormwater pump stations throughout the County. The Culvert Upgrade and Enhancement Project will upgrade, enhance and extend stormwater drainage culverts, including design, land acquisition, and construction for individual projects throughout the County. Restorations and improvements to maximize the flow and safety of roadside drainage systems are implemented through the Stormwater System Maintenance project. The Canal Dredging and Preventative Measures project provides grant funding for coastal canal dredge projects that will improve and enhance navigation pursuant to the Board of County Commissioners' Policy #01.31.01.00.

Culvert Renewal & Replacement Program

As part of the federal response to the COVID-19 pandemic, the County received funding through the American Rescue Plan Act (ARP). Various agenda items were brought to the BOCC for approval during FY 22 and FY 23 to allocate these funds to projects. Three Stormwater projects that continue in this capital budget were funded by that process. Two projects are addressing drainage issues in the Progress Village area. The Stormwater Drainage and Water Quality Improvements project designed and constructed drainage improvements to alleviate neighborhood flooding at various locations and was completed in FY 24.

In FY 26 and early FY 27, the two Progress Village Drainage Improvements projects should be completed. These projects will improve stormwater storage and conveyance within the Progress Village Community and will provide flood protection and water quality benefits.

The Water Quality Improvement & Environmental Program Master Project was completed in FY 25. This master project implemented water quality improvements and alleviated stormwater pollutant loading to surface waters. It assisted the County in complying with its National Pollutant Discharge Elimination System (NPDES) permit and in achieving State requirements for Total Maximum Daily Loads related to impaired waters. Although they are not listed separately, many sub-projects were completed as part of this program.

Operating Impact – New stormwater infrastructure normally does not have explicit additional operating costs beyond additional materials and supplies for maintenance. Ongoing annual maintenance costs for stormwater improvements are estimated at $10.00 per $1,000 of project cost. Stormwater infrastructure maintenance requirements include keeping drainage areas free from silt, litter, leaves and debris, mowing and maintaining stormwater ditches, canals and conveyances as well as repairing cracked or broken stormwater pipes, culverts and other stormwater infrastructure. Unanticipated maintenance of new stormwater infrastructure can be absorbed within the operating budget of the various maintenance components of the Public Works Department. However, as more infrastructure becomes operational each year, additional staff and equipment will be needed at some future date to maintain infrastructure at desired levels.

Ongoing master projects with an annual operating cost impact in FY 26 and FY 27 are listed in the table below. In addition, one stand-alone project will have an impact on operating costs in FY 26 - FY 27 and one stand-alone in FY 27.

Stormwater Projects	New Positions	Operating Impact (In thousands)	
		FY 26	FY 27
Culvert Renewal and Replacement Program	0	$333.6	$498.6
Culvert Upgrade & Enhancement	0	9.9	9.9
Major Neighborhood Drainage Improvements	0	23.6	23.6
Neighborhood Drainage Capital Improvements	0	214.6	255.8
Neighborhood Drainage Improvements	0	1.9	1.9
Progress Village Local Drainage Improvements–ARP Act 3 Funds	0	6.3	15.0
Progress Village Regional Drainage Improvements - ARP Act 3 Funds	0	0.0	134.4
Water Quality Improvements and Environmental Program	0	6.7	11.7
Watershed Drainage Improvements	0	36.7	153.0

Transportation

The Adopted FY 26 – FY 31 Transportation Program totals $775.1 million. The program is funded with a combination of fuel taxes, Community Investment Tax, financing, general revenues, grants, impact fees, mobility fees, BP oil spill fund and American Rescue Plan Act (ARP) funds.

Three new projects are being added to the program as part of FY 26 Adopted CIP including the Balm Riverview Road and Rhodine Road Improvements (Panther Trace to Symmes) at $1 million, the Bishop Road Improvements (US 301 to County Road 579) at $750,000 and

the TMD - Sidewalk Repair Partnership Program at $1.4 million. This last project will allow homeowners an opportunity to partner with Hillsborough County and address their individual sidewalk repair needs, while improving the overall welfare of our communities with safer and more accessible sidewalks. The intent of this program is to enhance and complement the County's current sidewalk remediation efforts in maintaining more than 3,200 miles of sidewalk and help with the backlog of over 3,000 sidewalk repair requests.

Bell Shoals Road Corridor Improvements

Many important projects continue into this Adopted CIP to make critical infrastructure improvements. As part of the federal response to the COVID-19 pandemic, the County received funding through the American Rescue Plan Act (ARP). Various agenda items were brought to the BOCC for approval during FY 22 and FY 23 to allocate these funds to projects. As part of that process, three Transportation projects were created and approved. The Roadway Pavement Preservation – ARP Act Revenue Recovery Funds project was established after the BOCC directed that $40 million of ARP dollars be used for resurfacing projects. Roads will be improved at various locations throughout the county. Two sidewalk projects (the Sidewalk Improvements - ARP Act 3 Funds and Sidewalk Improvements - ARP Act Revenue Recovery Funds projects) will repair existing sidewalks and upgrade sidewalks to be ADA compliant across Hillsborough County.

Additionally included in the program is the $208.6 million of Surtax funding appropriated for the Road Repaving - Surtax master project. In November 2018, Hillsborough County voters approved a citizen initiative to amend the County Charter to provide for a 1% sales tax increase, known as the "All for Transportation Surtax", to fund critical transportation improvements, including roadways, transit, bicycle, and pedestrian infrastructure. The surtax was collected from January 1, 2019, until it was invalidated by the Florida Supreme Court in 2021. The collected funds remained under the custody of the Florida Department of Revenue until 2023, when the Florida Legislature and Governor Ron DeSantis approved a plan to distribute the funds.

As part of the 2024 legislative session, the Florida Legislature appropriated $256.4 million to support road resurfacing projects across Hillsborough County. This funding was distributed among Hillsborough County, the City of Tampa, the City of Plant City, City of Temple Terrace, the Hillsborough County Sheriff's Office, and Lowry Park Zoological Society of Tampa (Zoo Tampa). Of this total, Hillsborough County received $208.6 million, for the resurfacing 77 roads throughout the County. On April 2nd, 2025 a Budget Amendment was brought to the Hillsborough County BOCC to amend the Capital Improvement Program and appropriate the funds to the Road Repaving – Surtax project.

The two Big Bend Road Corridor Improvements projects are part of the extensive work that is being done in the I-75 / Big Bend Road area. The projects will widen Big Bend Road, a 4-lane divided road to 6-lanes from US 41 to Covington Garden Drive and from Simmons Loop to US Hwy 301. The improvements will include bicycle lanes, bus facilities and enhanced pedestrian safety features, including wide sidewalks, crosswalks and signals. Stormwater drainage will also be improved.

Key programs that continue in the capital budget include the Bridge Improvements and Guardrail Program, the Intersection Improvement Program, the Roadway Pavement Preservation Program, the Advanced Traffic Management System Improvement Program, the Sidewalk Improvement and Repair Program, and the Safe Streets and Roads for All and Safe Routes to School Programs. The Safe Streets and Roads for All program includes projects funded by the U.S Department of Transportation Safe Streets and Roads for All ("SS4A") Grant and provides improvements for pedestrians, bicyclists, transit users, and drivers at approximately 22 locations

throughout Hillsborough County. Also, the Safe Routes to School Program includes improvements to sidewalks near schools, school safety circulation enhancements, new sidewalks on county roads, new and enhanced pedestrian crossings, signs and pavement markings.

Funds have also been allocated for three trails projects (Balm Boyette/Alafia Connector, South Coast Greenway and Upper Tampa Bay) and construction is being managed by Public Works. These trails are in various levels of evaluation, design and construction.



Apollo Beach Blvd I-75 Overpass

In FY 26, funds will be added to the Lithia Pinecrest Road Corridor Improvements and to the Van Dyke Road Corridor Improvement projects in order to gradually continue funding these two projects. The total cost estimates for both projects stands at $262 million for Lithia Pinecrest Corridor and $124 million for the Van Dyke Corridor.

The Transportation Utility Allocation and the Big Bend/I-75 Interchange Improvements projects reached substantial completion during FY 25. This Big Bend project revised the geometric design of the roadways to reduce the number of conflicts within the interchange, increase roadway capacity and improved lighting conditions.

Sidewalk Repair Program

In FY 26, the 19th Avenue NE Corridor Improvements (US 41 to US 301) project is scheduled to finish a PD&E study to determine future enhancements. Two projects, the Bay to Bay Blvd Safety Improvements and the Big Bend Road Corridor Improvements East - Simmons Loop to US Hwy 301 projects should be completed in FY 27 and will enhance driver and pedestrian safety.

Operating Impact – While new transportation infrastructure generally has no immediate direct operating costs associated with it, future and ongoing maintenance expenditures are needed to keep the roads, trails and sidewalks up to County standards. Ongoing maintenance costs include pothole patching, lane and crosswalk re-striping, sign and traffic signal replacement, ADA compliance and roadside right-of-way mowing and maintenance. Not including residential street lighting, the County expends approximately $9,022 annually per lane mile on ongoing maintenance. The County is responsible for maintaining over 6,933 lane miles throughout the county. Note that major road resurfacing is budgeted separately under the capital program. Like stormwater, as more transportation infra-

structure continues to become operational, additional staff and equipment will be needed to maintain infrastructure at operational levels. The annual cost to maintain traffic signals is approximately $6,000 per signalized intersection; $2,400 for utility cost and $3,600 for maintenance costs.

No stand-alone projects are scheduled to begin incurring operating costs in FY 26 or FY 27. Ongoing master projects that have an identified operating impact are listed in the table below.

Transportation Projects	New Positions	Operating Impact (In thousands)	
		FY 26	FY 27
Advanced Traffic Management System Improvement Program	0	$450.0	$450.0
Intersection Improvement Program	0	100.0	100.0
New & Improved Signalization Program	0	100.0	100.0

Water Enterprise

The Adopted FY 26 – FY 31 Water Enterprise Program totals $2.8 billion. The Water Enterprise Program includes potable water, wastewater and reclaimed water projects and is funded with a combination of long-term financing, impact fees, revenue generated from fees, rates and charges paid by customers of the enterprise, BP oil spill funds and American Rescue Plan Act (ARP) funds.

South County AWWTF Modular Expansion

Eight new projects were added to the Water Enterprise capital program including the Collection System Improvements to One Water at $133.2 million, the South Central Reclaimed Water System Additions at $20 million, the Williams Road Potable Water Main at $10 million and five future planned projects including the Biosolids Reuse Program, the Facility and Cyber-Security Improvements, the Lift Station Resiliency in Flooded Areas, the Services to Infill Areas and the South County Drinking Water Transmission Main Extension. The Collection System Improvements to One Water will install improvements necessary to pump additional wastewater to the One Water Campus AWWTF.

Maintenance Facility (NW Service Area)

No stand alone projects were completed in FY 25 and no projects are scheduled to be completed in FY 26, but eleven are scheduled to be completed in FY 27 including the South Hillsborough Aquifer Recharge Program (SHARP) at $20.8 million. This project is another area where reclaimed water can be used to reduce discharge, can act as a salinity barrier created to limit saltwater intrusion, create a path to the restoration of local water levels and support a long-term and sustainable solution to water management challenges in the Hillsborough County Public Utilities service area. In coordination with the Southwest Florida Water Management District and the Florida Department of Environmental Protection, Hillsborough County embarked on two reclaimed water direct aquifer recharge pilot projects along the coastal county in a non-drinking water portion of the aquifer.

The Maintenance Facility (NW Service Area) project at $14.6 million is scheduled for completion in FY 30. The project will design and construct a new Maintenance Facility to provide work space for utility maintenance staff who maintain Water Resources assets at the Northwest Regional Water Reclamation Facility and surrounding northwest service area.

Ongoing projects of importance are the One Water Campus projects at a budget of more than $1 billion. These projects will improve service and reliability to the Drinking Water, Wastewater and Reclaimed Water within the One Water Campus area.

An ongoing project of importance is the South County AWWTF Modular Expansion project. This project at a total cost of $117.4 million will expand the facility to handle more volume.

Additionally, the program includes the two University Area Septic to Sewer Innovation Area projects at $46.4 million. The University Area Septic to Sewer Innovation Area project funding will be used to pay for residential and commercial hook-up charges for water and sewer in the University Area.

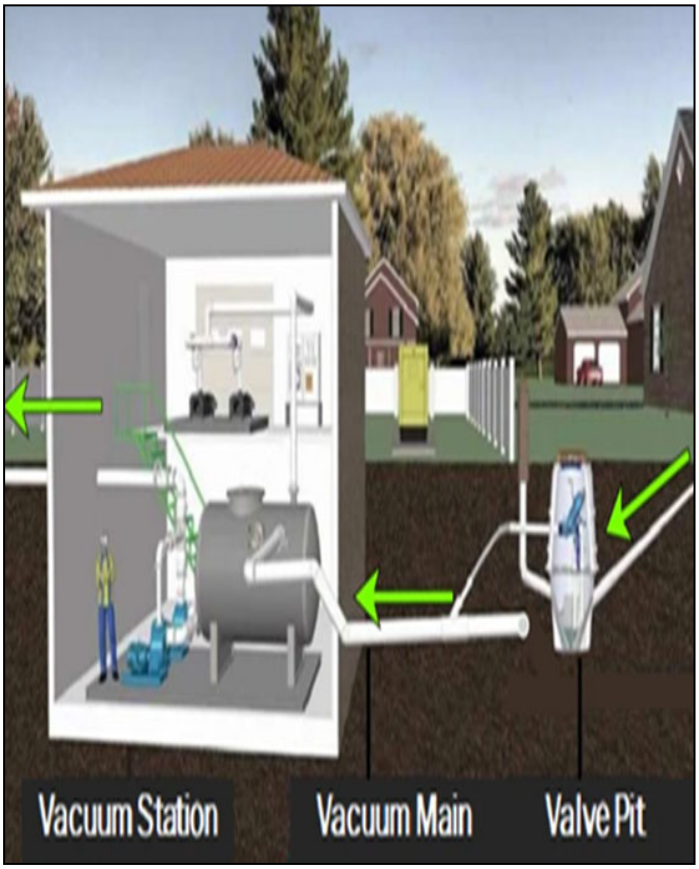

Septic to Sewer Conversion Program

As part of the federal response to the COVID-19 pandemic, the County received funding through the American Rescue Plan Act (ARP). Various agenda items were brought to the BOCC for approval during FY 22, FY 23 and FY 24 to allocate these funds to projects. As part of that process, six Water projects were created and approved. The projects will address the sewer systems Countywide including Palm River, Ruskin, Wimauma, the University Area and Gibsonton. The Gibsonton Area Septic to Sewer Conversion Program ARP funding project will build a wastewater collection system for existing residents and future developments in the Gibsonton Area.

Operating Impact – No stand-alone projects are scheduled to begin incurring operating costs in FY 26, but one stand-alone project will begin incurring operating cost in FY 27. Ongoing master projects that have an identified operating impact are also listed in the table below.

Water Enterprise Projects	New Positions	Operating Impact (In thousands)	
		FY 26	FY 27
Crosby Road Force Main	0	$0.0	$8.7
Public Utilities Telemetry / Data Network and Support Program (MP)	0	50.0	50.0
Reclaimed Water Transmission Main Extensions to New and Existing Customers (MP)	0	1.2	1.2

Major Repair, Replacement, Renovation, and Maintenance Program

During the FY 02 capital budget process, the Board of County Commissioners, concerned about maintaining the condition of County facilities, established the Major Repair, Replacement, Renovation and Maintenance Program (R3M). The program focuses on non-routine repairs, renovations, replacement or maintenance of existing facilities rather than construction of new facilities or infrastructure. Projects included in this program are typically under $150,000, do not add square footage to an existing facility, and can be delivered within a twelve-month period. This program is more flexible than the CIP process, allowing the County to react in a more timely manner to facility related emergencies or non-routine repairs and maintenance needs. The projects can be identified, budgeted and completed within a twelve-month period.

To ensure that funding is available to maintain existing facilities, the Board of County Commissioners sets aside

a minimum of 1% of anticipated annual revenues in the Countywide General Fund, the Unincorporated Area General Fund and the Library District Fund. The Adopted FY 26 allocations will generate approximately $24.1 million at 2.4% for the Countywide General Fund, $10.0 million at 2.1% for the Unincorporated Area General Fund and $901,299 at 1% for the Library District Fund. A list of proposed FY 26 R3M projects can be found in the appendix section of this document.

Monitoring

The Capital Budget Team conducts regular reviews of capital project status, allocations and expenditures along with related activities.

The purposes of these reviews are:

- To ensure compliance with applicable statutes, ordinances, County policies and procedures, and sound accounting and budgeting practices.
- To identify projects with excess appropriations that might be subject to reallocation.
- To track impact fee revenues and expenditures to ensure that impact fees are being spent in a timely manner as required by ordinance.

Results of these analyses are communicated to appropriate management and staff for follow-up and corrective action. To assist in the reviews, the Capital Budget Team generates numerous variances and tracking reports from the County's financial system.

CAPITAL IMPROVEMENT PROGRAM SOURCES & USES FY 26 - FY 31

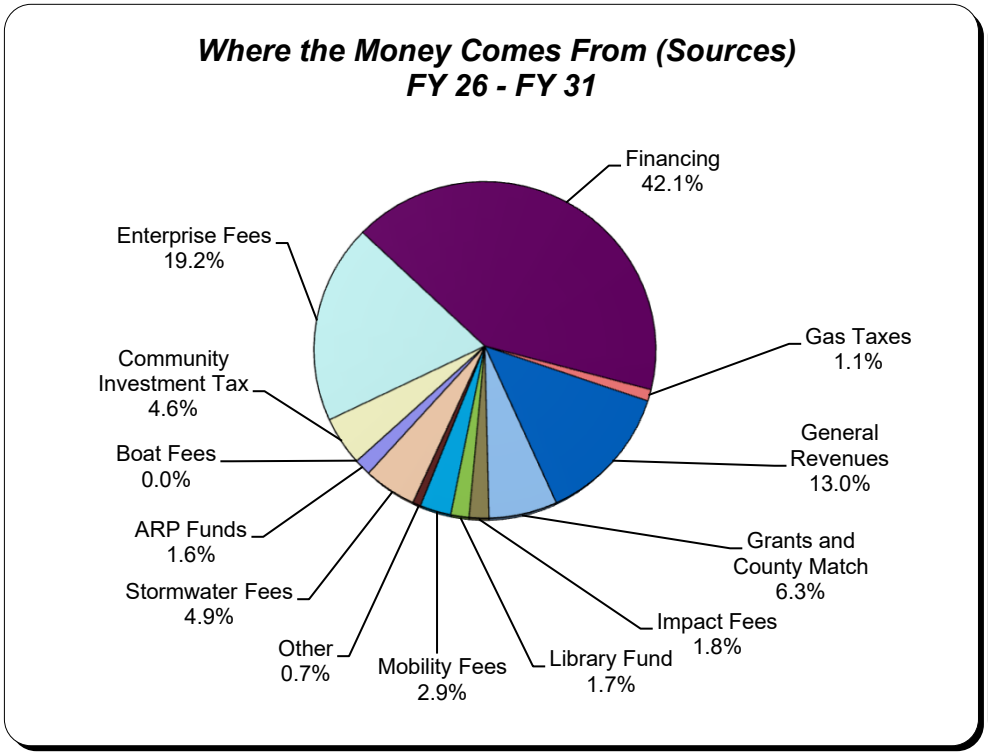

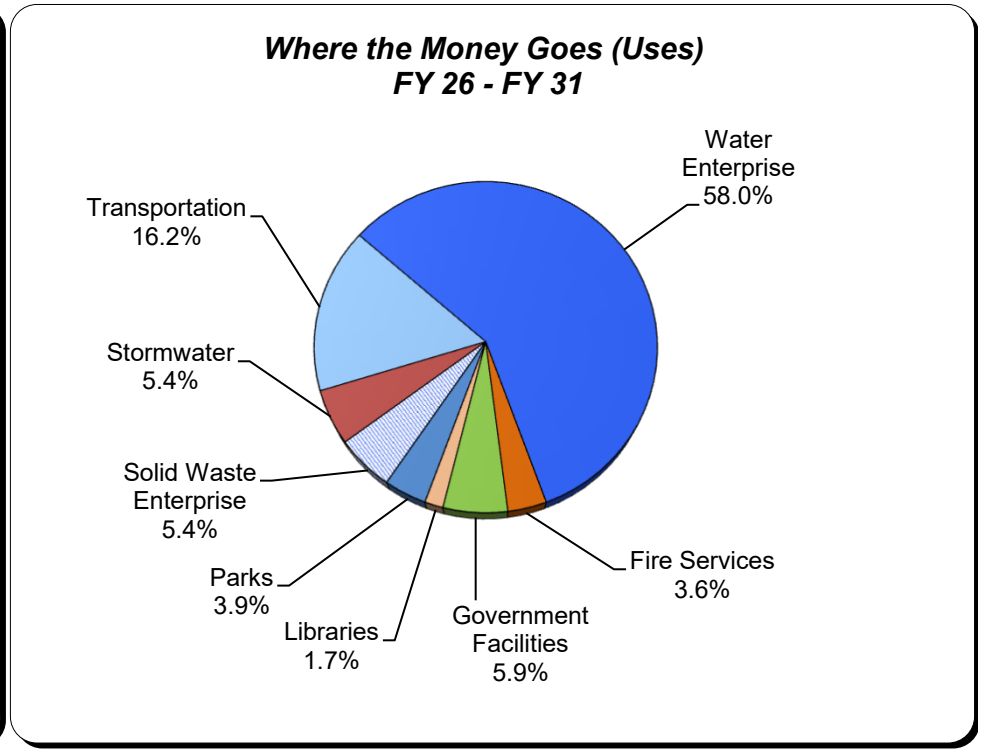

Each 1% equals $48.0 Million
Total FY 26 - FY 31 funding equals $4.793 Billion

CAPITAL IMPROVEMENT PROGRAM
SOURCES AND USES OF FUNDS SUMMARY
FY 26 - FY 31 (in thousands)

SOURCES	AMOUNT
ARP Funds	$75,124
Boat Fees	250
Community Investment Tax	221,171
Enterprise Fees	920,050
Financing (a)	2,017,047
Gas Taxes	52,937
General Revenues	624,954
Grants and County Match	303,648
Impact Fees	87,614
Library Fund	80,932
Mobility Fees	138,323
Other	35,811
Stormwater Fees	234,747
TOTAL SOURCES	**$4,792,609**

USES	AMOUNT
Fire Services	$170,354
Government Facilities	282,133
Library Services	81,022
Parks	187,861
Solid Waste Enterprise	257,043
Stormwater	258,332
Transportation	775,064
Water Enterprise	2,780,800
TOTAL USES	**$4,792,609**

(a) Includes both short-term and long-term borrowings.

CAPITAL IMPROVEMENT PROGRAM - SOURCES OF FUNDS SUMMARY
(in thousands)

SOURCES	TOTAL ESTIMATE	PRIOR FUNDING	FY 26 Carryforward	FY 26 Additional	FY 27	FY 28	FY 29	FY 30	FY 31	FUTURE
ARP Funds	$195,065	$119,941	$75,135	(11)	$0	$0	$0	$0	$0	$0
Boat Fees	718	468	250	0	0	0	0	0	0	0
Community Investment Tax I	377	377	0	0	0	0	0	0	0	0
Community Investment Tax II	3,437	3,437	0	0	0	0	0	0	0	0
Community Investment Tax III	149,524	116,235	25,421	7,868	0	0	0	0	0	0
Community Investment Tax IV	222,771	34,889	134,732	53,150	0	0	0	0	0	0
Enterprise Fees	1,563,512	478,598	347,656	207,188	94,229	149,367	40,412	40,226	40,971	164,865
Financing	6,276,995	630,626	265,380	908,826	306,826	192,200	133,130	82,940	127,745	3,629,322
Gas Taxes	143,542	90,604	14,537	6,400	6,400	6,400	6,400	6,400	6,400	0
General Revenues-CW	352,086	96,742	164,038	82,594	2,988	1,988	1,738	1,000	1,000	0
General Revenues-ELAPP	28,319	12,637	14,615	267	267	267	267	0	0	0
General Revenues-R3M	177,944	61,761	41,007	35,289	29,987	3,450	3,450	1,500	1,500	0
General Revenues-UA	368,998	131,253	125,071	101,229	2,945	2,125	2,125	2,125	2,125	0
Grants & County Match	390,981	60,278	300,228	3,421	0	0	0	0	0	27,054
Impact Fees	156,598	68,984	79,441	8,127	11	11	11	11	0	0
Library Fund	97,492	16,560	54,560	23,420	2,952	0	0	0	0	0
Mobility Fees	178,267	39,944	86,803	35,820	7,700	2,000	2,000	2,000	2,000	0
Other	76,741	40,930	32,929	2,882	0	0	0	0	0	0
Stormwater Fees	386,757	152,009	36,880	27,367	34,100	34,100	34,100	34,100	34,100	0
Undetermined	348,392	0	0	0	0	0	0	0	0	348,392
Subtotal FY 26			$1,798,683	$1,503,837						
TOTAL	$11,118,517	$2,156,275	$3,302,520		$488,405	$391,908	$223,633	$170,302	$215,841	$4,169,633

TOTAL FY 26 - FY 31 = $4,792,609

CAPITAL IMPROVEMENT PROGRAM - USES OF FUNDS BY PROGRAM SUMMARY
(in thousands)

PROGRAM	TOTAL ESTIMATE	PRIOR EXPENSES	FY 26 Carryforward	FY 26 Additional	FY 27	FY 28	FY 29	FY 30	FY 31	FUTURE
Fire Services	$210,500	$40,146	$127,154	$33,700	$1,900	$1,900	$1,900	$1,900	$1,900	$0
Government Facilities	484,382	202,249	159,379	82,004	31,375	3,688	3,688	1,000	1,000	0
Library Services	97,498	16,475	54,601	23,470	2,952	0	0	0	0	0
Parks	398,433	210,573	152,793	25,597	2,687	2,017	1,767	1,500	1,500	0
Solid Waste Enterprise	346,477	27,434	132,070	46,457	0	68,016	3,500	3,500	3,500	62,000
Stormwater	443,862	185,530	49,008	38,825	34,100	34,100	34,100	34,100	34,100	0
Transportation	1,867,942	727,532	541,356	184,837	14,336	8,636	8,636	8,636	8,625	365,346
Water Enterprise	7,269,424	746,336	582,323	1,068,947	401,055	273,551	170,042	119,666	165,216	3,742,287
Subtotal FY 26			$1,798,683	$1,503,837						
TOTAL	$11,118,517	$2,156,275	$3,302,520		$488,405	$391,908	$223,633	$170,302	$215,841	$4,169,633

TOTAL FY 26 - FY 31 = $4,792,609

Hillsborough County Florida

For more information, contact the Management & Budget Department
(813) 272-5890 • HCFL.gov/Budget

Fire Services Program

Hillsborough County Florida

For more information, contact the Management & Budget Department
(813) 272-5890 • HCFL.gov/Budget

FIRE SERVICES PROGRAM
SOURCES AND USES OF FUNDS SUMMARY
(in thousands)

Sources of Funds:	TOTAL ESTIMATED SOURCES	PRIOR FUNDING	FY 26 Carryforward	FY 26 Additional	FY 27	FY 28	FY 29	FY 30	FY 31	FUTURE
ARP Funds	$23,330	$11,629	$11,701	$0	$0	$0	$0	$0	$0	$0
Community Invest. Tax IV	64,202	4,910	46,392	12,900	0	0	0	0	0	0
Financing	705	705	0	0	0	0	0	0	0	0
General Revenues-CW	17,300	867	8,933	7,500	0	0	0	0	0	0
General Revenues-R3M	1,700	407	493	800	0	0	0	0	0	0
General Revenues-UA	90,818	19,660	49,158	12,500	1,900	1,900	1,900	1,900	1,900	0
Grants & County Match	4,500	0	4,500	0	0	0	0	0	0	0
Impact Fees	7,945	1,969	5,976	0	0	0	0	0	0	0
Subtotal FY 26			$127,154	$33,700						
Total	**$210,500**	**$40,146**	**$160,854**		**$1,900**	**$1,900**	**$1,900**	**$1,900**	**$1,900**	**$0**

TOTAL FY 26 - FY 31 = $170,354

Uses of Funds:	TOTAL ESTIMATED COST	PRIOR EXPENSES	FY 26 Carryforward	FY 26 Additional	FY 27	FY 28	FY 29	FY 30	FY 31	FUTURE
Capital [1]	$199,617	$37,017	$126,450	$31,650	$900	$900	$900	$900	$900	$0
Contributions [2]	0	0	0	0	0	0	0	0	0	0
Non-Capital [3]	10,882	3,129	703	2,050	1,000	1,000	1,000	1,000	1,000	0
Subtotal FY 26			$127,154	$33,700						
Total	**$210,500**	**$40,146**	**$160,854**		**$1,900**	**$1,900**	**$1,900**	**$1,900**	**$1,900**	**$0**

TOTAL FY 26 - FY 31 = $170,354

[1] Capital includes, but is not limited to, expenses related to capitalizable Development, Design, Land Acquisition, Equipment, Construction and Administration required to complete the project.

[2] Contributions includes, but is not limited to, funding through an agreement to other Government Agencies, Youth Organizations, Cultural Service Organizations and other Non-Profit Organizations.

[3] Non-Capital includes, but is not limited to, expenses related to Building Maintenance, Grounds & Landscaping Maintenance, Non-Capitalizable Equipment and other Professional Services.

FIRE SERVICES PROGRAM
COMPLETED AND CANCELED PROJECTS - FY 25

PROJECT NUMBER	PROJECT TITLE	ACTUAL/PROJECTED COMPLETION DATE (1)
COMPLETED PROJECTS		
C91223000	Fire Station #36 Valrico HVAC Replacement (R3M)	Mar 2025

(1) - Includes projects anticipated to be completed by 9/30/25.

FIRE SERVICES PROGRAM
PROJECTS SUMMARY SCHEDULE
(in thousands)

PROJECT NUMBER	PROJECT TITLE	TOTAL ESTIMATED COST	PRIOR EXPENSES	FY 26		FY 27	FY 28	FY 29	FY 30	FY 31	FUTURE	PROJECT COMPLETION DATE
				Carryforward	Additional							
C91224000**	Airport Industrial Fire Station #49	$12,000	$3,275	$8,725	$0	$0	$0	$0	$0	$0	$0	Mar 2029
C91214000	Armdale Fire Station #10 Replacement-ARP Act Revenue Recovery Funds	7,545	3,019	4,526	0	0	0	0	0	0	0	Dec 2026
C91226000	Brandon Fire Station #11 Replacement	11,100	548	10,552	0	0	0	0	0	0	0	Dec 2028
C91220000	Comprehensive Communications Plan/Alternate EOC	2,800	677	2,123	0	0	0	0	0	0	0	TBD
C91232000*	Falkenburg Road Fire Station #33 Replacement	10,000	0	0	10,000	0	0	0	0	0	0	TBD
C91191000	Fire Rescue Equipment Replacement/Modernization	35,945	19,144	4,800	2,500	1,900	1,900	1,900	1,900	1,900	0	Ongoing
C91228000	Fire Rescue Unit Additions	8,700	0	8,700	0	0	0	0	0	0	0	Sep 2027
C91219000	Fire Rescue/Emergency Management Warehouse	24,413	1,271	23,142	0	0	0	0	0	0	0	Feb 2027
C91231000*	Fire Station #18 Seffner/Mango HVAC Replacement (R3M)	450	0	0	450	0	0	0	0	0	0	Sep 2026
C91230000*	Fire Station #24 Lutz HVAC Replacement (R3M)	350	0	0	350	0	0	0	0	0	0	Sep 2026
C91207000	Fire Station Hardening (MP)	1,837	1,116	721	0	0	0	0	0	0	0	Ongoing
C91217000	Fire Station Restroom and Showers Renovations (R3M) (MP)	900	407	493	0	0	0	0	0	0	0	Ongoing
C91215000	Gunn Hwy Fire Station #13 Replacement-ARP Act Revenue Recovery Funds	8,599	4,335	4,264	0	0	0	0	0	0	0	Dec 2026
C91208000	Land Acquisition for New Fire Stations (MP)	2,308	299	2,009	0	0	0	0	0	0	0	Ongoing
C91227000	Midway Fire Station #30 Replacement	12,400	30	12,370	0	0	0	0	0	0	0	Mar 2029
C91213000	Palm River Fire Station #15 Replacement-ARP Act Revenue Recovery Funds	7,186	4,275	2,911	0	0	0	0	0	0	0	Dec 2026
C91221000	Progress Village South Fire Station #48	8,273	319	7,954	0	0	0	0	0	0	0	Jun 2027
C91222000	PSOC Renovations	19,000	190	11,310	7,500	0	0	0	0	0	0	Dec 2028
C91229000*	Race Track Road Fire Station #50	12,900	0	0	12,900	0	0	0	0	0	0	TBD
C91218000	Sun City North Fire Station #47	7,836	563	7,273	0	0	0	0	0	0	0	Jun 2027
C91210000	Thonotosassa Fire Station #21 Replacement	7,557	620	6,937	0	0	0	0	0	0	0	Jun 2027
C91225000	West Hillsborough Fire Station #20 Replacement	8,400	58	8,342	0	0	0	0	0	0	0	Mar 2029
	Subtotal FY 26			$127,154	$33,700							
	Total Fire Services Program	$210,500	$40,146	$160,854		$1,900	$1,900	$1,900	$1,900	$1,900	$0	

TOTAL FY 26 - FY 31 = $170,354

* - New Project TBD - To be Determined

(MP) - Master Project - A listing of sub-projects under this master project will appear in the Appendix section of the CIP document.

** - Formerly known as Sligh/Anderson Road Fire Station

PROJECT TITLE:
AIRPORT INDUSTRIAL FIRE STATION #49
CIE REQUIREMENTS: N
LEVEL OF SERVICE IMPACT: N/A

PROJECT NUMBER: C91224000

PROGRAM: FIRE SERVICES

PROJECT DESCRIPTION:
Design and construct a new 3-Bay Fire Station to be located on Sligh Avenue at Johns Road, west of Anderson Road, on leased property from the State of Florida Bureau of Lands. This project is recommended per the Fire Rescue Master Plan to enhance services in the Northwest area of Hillsborough County. The project includes furniture, fixtures and equipment (FF&E).

Neighborhood Community Area:
Town and Country

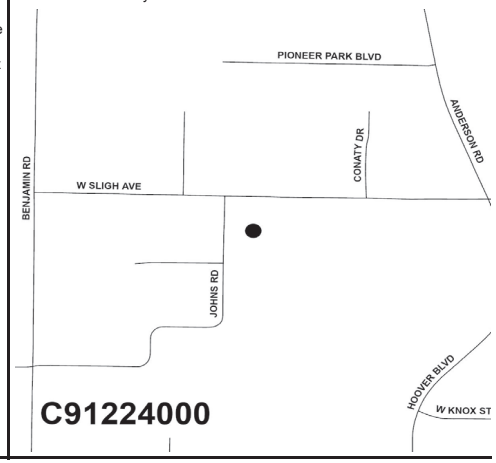

OPERATING COST IMPACT:
Annual operating cost impact is estimated at $6 million. A total of 35 new FTEs are anticipated.

PROJECT COMPLETION DATE: Mar 2029

Sources of Funds (in $000s):	Total Estimated Sources	Prior Funding	FY 26 Carryforward	FY 26 Additional	FY 27	FY 28	FY 29	FY 30	FY 31	Future
ARP Funds	$0	$0	$0	$0	$0	$0	$0	$0	$0	$0
Community Invest. Tax IV	12,000	3,275	8,725	0	0	0	0	0	0	0
Financing	0	0	0	0	0	0	0	0	0	0
General Revenues-CW	0	0	0	0	0	0	0	0	0	0
General Revenues-R3M	0	0	0	0	0	0	0	0	0	0
General Revenues-UA	0	0	0	0	0	0	0	0	0	0
Grants & County Match	0	0	0	0	0	0	0	0	0	0
Impact Fees	0	0	0	0	0	0	0	0	0	0
Undetermined	0	0	0	0	0	0	0	0	0	0
Subtotal FY 26			$8,725	$0						
Total	**$12,000**	**$3,275**	**$8,725**		**$0**	**$0**	**$0**	**$0**	**$0**	**$0**

Uses of Funds (in $000s):	Total Estimated Cost	Prior Expenses	FY 26 Carryforward	FY 26 Additional	FY 27	FY 28	FY 29	FY 30	FY 31	Future
Capital [1]	$12,000	$3,275	$8,725	$0	$0	$0	$0	$0	$0	$0
Contributions [2]	0	0	0	0	0	0	0	0	0	0
Non-Capital [3]	0	0	0	0	0	0	0	0	0	0
Subtotal FY 26			$8,725	$0						
Total	**$12,000**	**$3,275**	**$8,725**		**$0**	**$0**	**$0**	**$0**	**$0**	**$0**

[1] Capital includes, but is not limited to, expenses related to capitalizable Development, Design, Land Acquisition, Equipment, Construction and Administration required to complete the project.
[2] Contributions includes, but is not limited to, funding through an agreement to other Government Agencies, Youth Organizations, Cultural Service Organizations and other Non-Profit Organizations.
[3] Non-Capital includes, but is not limited to, expenses related to Building Maintenance, Grounds & Landscaping Maintenance, Non-Capitalizable Equipment and other Professional Services.

PROJECT TITLE:
ARMDALE FIRE STATION #10 REPLACEMENT-ARP ACT REVENUE RECOVERY FUNDS
CIE REQUIREMENTS: N
LEVEL OF SERVICE IMPACT: N/A

PROJECT NUMBER: C91214000

PROGRAM: FIRE SERVICES

PROJECT DESCRIPTION:
Project includes acquisition of additional land and design and construction of a new 2-Bay fire station to replace the existing Armdale (Station #10) fire station located at 8430 N. Grady Avenue, Tampa, FL 33614 in Northwest Hillsborough County. The station is at or near the end of its useful life and is dated in its design/features and requires increasing operating costs to maintain and keep functioning at the expected service level necessary to protect the citizens of Hillsborough County.

Neighborhood Community Area:
Egypt Lake

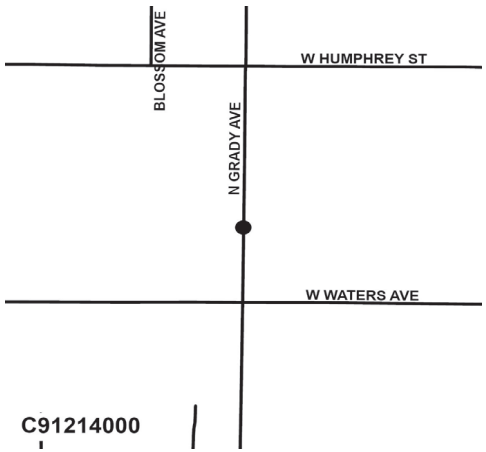

OPERATING COST IMPACT:
No significant change in operating cost is anticipated.

PROJECT COMPLETION DATE: Dec 2026

Sources of Funds (in $000s):	Total Estimated Sources	Prior Funding	FY 26 Carryforward	FY 26 Additional	FY 27	FY 28	FY 29	FY 30	FY 31	Future
ARP Funds	$7,545	$3,019	$4,526	$0	$0	$0	$0	$0	$0	$0
Community Invest. Tax IV	0	0	0	0	0	0	0	0	0	0
Financing	0	0	0	0	0	0	0	0	0	0
General Revenues-CW	0	0	0	0	0	0	0	0	0	0
General Revenues-R3M	0	0	0	0	0	0	0	0	0	0
General Revenues-UA	0	0	0	0	0	0	0	0	0	0
Grants & County Match	0	0	0	0	0	0	0	0	0	0
Impact Fees	0	0	0	0	0	0	0	0	0	0
Undetermined	0	0	0	0	0	0	0	0	0	0
Subtotal FY 26			$4,526	$0						
Total	**$7,545**	**$3,019**	**$4,526**		**$0**	**$0**	**$0**	**$0**	**$0**	**$0**

Uses of Funds (in $000s):	Total Estimated Cost	Prior Expenses	FY 26 Carryforward	FY 26 Additional	FY 27	FY 28	FY 29	FY 30	FY 31	Future
Capital [1]	$7,545	$3,019	$4,526	$0	$0	$0	$0	$0	$0	$0
Contributions [2]	0	0	0	0	0	0	0	0	0	0
Non-Capital [3]	0	0	0	0	0	0	0	0	0	0
Subtotal FY 26			$4,526	$0						
Total	**$7,545**	**$3,019**	**$4,526**		**$0**	**$0**	**$0**	**$0**	**$0**	**$0**

[1] Capital includes, but is not limited to, expenses related to capitalizable Development, Design, Land Acquisition, Equipment, Construction and Administration required to complete the project.
[2] Contributions includes, but is not limited to, funding through an agreement to other Government Agencies, Youth Organizations, Cultural Service Organizations and other Non-Profit Organizations.
[3] Non-Capital includes, but is not limited to, expenses related to Building Maintenance, Grounds & Landscaping Maintenance, Non-Capitalizable Equipment and other Professional Services.

PROJECT TITLE:
BRANDON FIRE STATION #11 REPLACEMENT
CIE REQUIREMENTS: N
LEVEL OF SERVICE IMPACT: N/A

PROJECT NUMBER: C91226000

PROGRAM: FIRE SERVICES

PROJECT DESCRIPTION:
Design and construct a new 3-Bay Brandon Fire Station #11 Replacement on an expanded site to replace current station located at 117 Ridgewood Avenue in Brandon. The station is at or near the end of its useful life and is dated in its design/features and requires increasing operating costs to maintain and keep functioning at the expected service level necessary to protect the citizens of Hillsborough County. The project includes furniture, fixtures and equipment (FF&E).

OPERATING COST IMPACT:
No significant change in operating cost is anticipated.

PROJECT COMPLETION DATE: Dec 2028

Neighborhood Community Area:
Brandon

Sources of Funds (in $000s):	Total Estimated Sources	Prior Funding	FY 26 Carryforward	FY 26 Additional	FY 27	FY 28	FY 29	FY 30	FY 31	Future
ARP Funds	$0	$0	$0	$0	$0	$0	$0	$0	$0	$0
Community Invest. Tax IV	0	0	0	0	0	0	0	0	0	0
Financing	0	0	0	0	0	0	0	0	0	0
General Revenues-CW	0	0	0	0	0	0	0	0	0	0
General Revenues-R3M	0	0	0	0	0	0	0	0	0	0
General Revenues-UA	11,100	548	10,552	0	0	0	0	0	0	0
Grants & County Match	0	0	0	0	0	0	0	0	0	0
Impact Fees	0	0	0	0	0	0	0	0	0	0
Undetermined	0	0	0	0	0	0	0	0	0	0
Subtotal FY 26			$10,552	$0						
Total	**$11,100**	**$548**	**$10,552**		**$0**	**$0**	**$0**	**$0**	**$0**	**$0**

Uses of Funds (in $000s):	Total Estimated Cost	Prior Expenses	FY 26 Carryforward	FY 26 Additional	FY 27	FY 28	FY 29	FY 30	FY 31	Future
Capital [1]	$11,100	$548	$10,552	$0	$0	$0	$0	$0	$0	$0
Contributions [2]	0	0	0	0	0	0	0	0	0	0
Non-Capital [3]	0	0	0	0	0	0	0	0	0	0
Subtotal FY 26			$10,552	$0						
Total	**$11,100**	**$548**	**$10,552**		**$0**	**$0**	**$0**	**$0**	**$0**	**$0**

[1] Capital includes, but is not limited to, expenses related to capitalizable Development, Design, Land Acquisition, Equipment, Construction and Administration required to complete the project.
[2] Contributions includes, but is not limited to, funding through an agreement to other Government Agencies, Youth Organizations, Cultural Service Organizations and other Non-Profit Organizations.
[3] Non-Capital includes, but is not limited to, expenses related to Building Maintenance, Grounds & Landscaping Maintenance, Non-Capitalizable Equipment and other Professional Services.

PROJECT TITLE:
COMPREHENSIVE COMMUNICATIONS PLAN/ALTERNATE EOC
CIE REQUIREMENTS: N
LEVEL OF SERVICE IMPACT: N/A

PROJECT NUMBER: C91220000

PROGRAM: FIRE SERVICES

PROJECT DESCRIPTION:
This project will implement a technology solution capable of providing top-down management and relief effort coordination tools that would help deliver the fastest and most effective emergency response when dealing with incidents such as hurricanes and the COVID-19 Pandemic. This implementation would also include installation of the communications equipment and tower required to make the alternate EOC site operational.

OPERATING COST IMPACT:
No significant change in operating cost is anticipated.

PROJECT COMPLETION DATE: TBD

Neighborhood Community Area:
Various

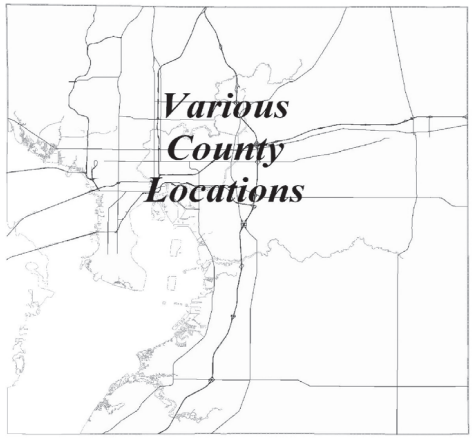

Sources of Funds (in $000s):	Total Estimated Sources	Prior Funding	FY 26 Carryforward	FY 26 Additional	FY 27	FY 28	FY 29	FY 30	FY 31	Future
ARP Funds	$0	$0	$0	$0	$0	$0	$0	$0	$0	$0
Community Invest. Tax IV	0	0	0	0	0	0	0	0	0	0
Financing	0	0	0	0	0	0	0	0	0	0
General Revenues-CW	2,800	677	2,123	0	0	0	0	0	0	0
General Revenues-R3M	0	0	0	0	0	0	0	0	0	0
General Revenues-UA	0	0	0	0	0	0	0	0	0	0
Grants & County Match	0	0	0	0	0	0	0	0	0	0
Impact Fees	0	0	0	0	0	0	0	0	0	0
Undetermined	0	0	0	0	0	0	0	0	0	0
Subtotal FY 26			$2,123	$0						
Total	**$2,800**	**$677**	**$2,123**		**$0**	**$0**	**$0**	**$0**	**$0**	**$0**

Uses of Funds (in $000s):	Total Estimated Cost	Prior Expenses	FY 26 Carryforward	FY 26 Additional	FY 27	FY 28	FY 29	FY 30	FY 31	Future
Capital [1]	$2,800	$677	$2,123	$0	$0	$0	$0	$0	$0	$0
Contributions [2]	0	0	0	0	0	0	0	0	0	0
Non-Capital [3]	0	0	0	0	0	0	0	0	0	0
Subtotal FY 26			$2,123	$0						
Total	**$2,800**	**$677**	**$2,123**		**$0**	**$0**	**$0**	**$0**	**$0**	**$0**

[1] Capital includes, but is not limited to, expenses related to capitalizable Development, Design, Land Acquisition, Equipment, Construction and Administration required to complete the project.
[2] Contributions includes, but is not limited to, funding through an agreement to other Government Agencies, Youth Organizations, Cultural Service Organizations and other Non-Profit Organizations.
[3] Non-Capital includes, but is not limited to, expenses related to Building Maintenance, Grounds & Landscaping Maintenance, Non-Capitalizable Equipment and other Professional Services.

PROJECT TITLE:
FALKENBURG ROAD FIRE STATION #33 REPLACEMENT
CIE REQUIREMENTS: N
LEVEL OF SERVICE IMPACT: N/A

PROJECT NUMBER: C91232000

PROGRAM: FIRE SERVICES

PROJECT DESCRIPTION:
Project includes acquisition of additional land and design and construction of a new 2-Bay fire station on the same site to replace the existing Falkenburg (Station #33) fire station located at 850 S. Falkenburg Road, Tampa, FL 33619 in Brandon. The station is at or near the end of its useful life and is dated in its design/features and requires increasing operating costs to maintain and keep functioning at the expected service level necessary to protect the citizens of Hillsborough County.

OPERATING COST IMPACT:
No significant change in operating cost is anticipated.

PROJECT COMPLETION DATE: TBD

Neighborhood Community Area:
Brandon

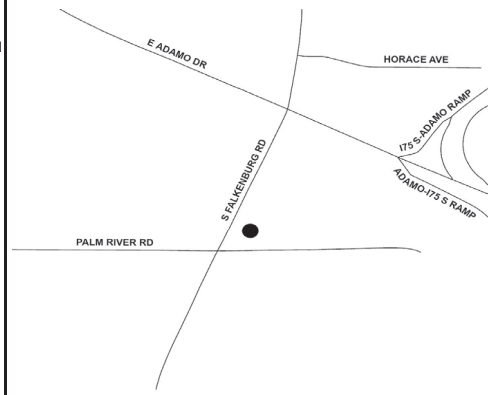

C91232000

Sources of Funds (in $000s):	Total Estimated Sources	Prior Funding	FY 26 Carryforward	FY 26 Additional	FY 27	FY 28	FY 29	FY 30	FY 31	Future
ARP Funds	$0	$0	$0	$0	$0	$0	$0	$0	$0	$0
Community Invest. Tax IV	0	0	0	0	0	0	0	0	0	0
Financing	0	0	0	0	0	0	0	0	0	0
General Revenues-CW	0	0	0	0	0	0	0	0	0	0
General Revenues-R3M	0	0	0	0	0	0	0	0	0	0
General Revenues-UA	10,000	0	0	10,000	0	0	0	0	0	0
Grants & County Match	0	0	0	0	0	0	0	0	0	0
Impact Fees	0	0	0	0	0	0	0	0	0	0
Undetermined	0	0	0	0	0	0	0	0	0	0
Subtotal FY 26			$0	$10,000						
Total	**$10,000**	**$0**	**$10,000**		**$0**	**$0**	**$0**	**$0**	**$0**	**$0**

Uses of Funds (in $000s):	Total Estimated Cost	Prior Expenses	FY 26 Carryforward	FY 26 Additional	FY 27	FY 28	FY 29	FY 30	FY 31	Future
Capital [1]	$10,000	$0	$0	$10,000	$0	$0	$0	$0	$0	$0
Contributions [2]	0	0	0	0	0	0	0	0	0	0
Non-Capital [3]	0	0	0	0	0	0	0	0	0	0
Subtotal FY 26			$0	$10,000						
Total	**$10,000**	**$0**	**$10,000**		**$0**	**$0**	**$0**	**$0**	**$0**	**$0**

[1] Capital includes, but is not limited to, expenses related to capitalizable Development, Design, Land Acquisition, Equipment, Construction and Administration required to complete the project.
[2] Contributions includes, but is not limited to, funding through an agreement to other Government Agencies, Youth Organizations, Cultural Service Organizations and other Non-Profit Organizations.
[3] Non-Capital includes, but is not limited to, expenses related to Building Maintenance, Grounds & Landscaping Maintenance, Non-Capitalizable Equipment and other Professional Services.

PROJECT TITLE:
FIRE RESCUE EQUIPMENT REPLACEMENT/MODERNIZATION
CIE REQUIREMENTS: N
LEVEL OF SERVICE IMPACT: N/A

PROJECT NUMBER: C91191000

PROGRAM: FIRE SERVICES

PROJECT DESCRIPTION:
The purpose of this project is to meet Fire Rescue Department's operating capital needs. It includes, but is not limited to acquisition, replacement, modernization/technology for equipment and facilities upgrades to meet the Department's on-going operating needs.

OPERATING COST IMPACT:
No significant change in operating cost is anticipated.

PROJECT COMPLETION DATE: Ongoing

Neighborhood Community Area:
Countywide

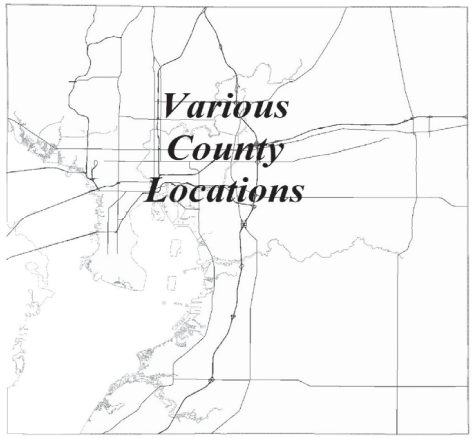

Sources of Funds (in $000s):	Total Estimated Sources	Prior Funding	FY 26 Carryforward	FY 26 Additional	FY 27	FY 28	FY 29	FY 30	FY 31	Future
ARP Funds	$0	$0	$0	$0	$0	$0	$0	$0	$0	$0
Community Invest. Tax IV	0	0	0	0	0	0	0	0	0	0
Financing	0	0	0	0	0	0	0	0	0	0
General Revenues-CW	0	0	0	0	0	0	0	0	0	0
General Revenues-R3M	0	0	0	0	0	0	0	0	0	0
General Revenues-UA	34,802	18,001	4,800	2,500	1,900	1,900	1,900	1,900	1,900	0
Grants & County Match	0	0	0	0	0	0	0	0	0	0
Impact Fees	1,143	1,143	0	0	0	0	0	0	0	0
Undetermined	0	0	0	0	0	0	0	0	0	0
Subtotal FY 26			$4,800	$2,500						
Total	**$35,945**	**$19,144**	**$7,300**		**$1,900**	**$1,900**	**$1,900**	**$1,900**	**$1,900**	**$0**

Uses of Funds (in $000s):	Total Estimated Cost	Prior Expenses	FY 26 Carryforward	FY 26 Additional	FY 27	FY 28	FY 29	FY 30	FY 31	Future
Capital [1]	$26,774	$16,434	$4,590	$1,250	$900	$900	$900	$900	$900	$0
Contributions [2]	0	0	0	0	0	0	0	0	0	0
Non-Capital [3]	9,170	2,710	210	1,250	1,000	1,000	1,000	1,000	1,000	0
Subtotal FY 26			$4,800	$2,500						
Total	**$35,945**	**$19,144**	**$7,300**		**$1,900**	**$1,900**	**$1,900**	**$1,900**	**$1,900**	**$0**

[1] Capital includes, but is not limited to, expenses related to capitalizable Development, Design, Land Acquisition, Equipment, Construction and Administration required to complete the project.
[2] Contributions includes, but is not limited to, funding through an agreement to other Government Agencies, Youth Organizations, Cultural Service Organizations and other Non-Profit Organizations.
[3] Non-Capital includes, but is not limited to, expenses related to Building Maintenance, Grounds & Landscaping Maintenance, Non-Capitalizable Equipment and other Professional Services.

PROJECT TITLE:
FIRE RESCUE UNIT ADDITIONS
CIE REQUIREMENTS: N
LEVEL OF SERVICE IMPACT: N/A

PROJECT NUMBER: C91228000

PROGRAM: FIRE SERVICES

PROJECT DESCRIPTION:
This project provides for additional fully equipped rescue units. These units will be housed in existing fire stations, which are located in high call demand areas, where currently station capacity allows an additional unit and associated personnel. The addition of these rescue units will improve response times and better manage call stacking scenarios in high demand areas.

Neighborhood Community Area:
Countywide

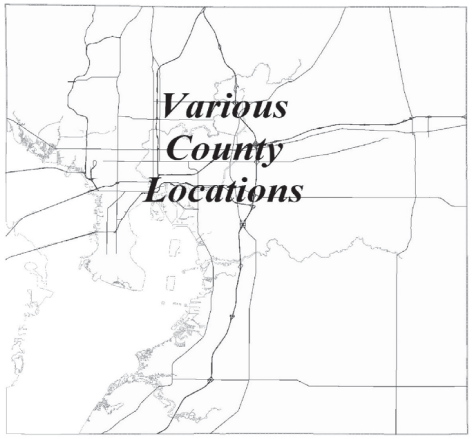

OPERATING COST IMPACT:
To be determined.

PROJECT COMPLETION DATE: Sep 2027

Sources of Funds (in $000s):	Total Estimated Sources	Prior Funding	FY 26 Carryforward	FY 26 Additional	FY 27	FY 28	FY 29	FY 30	FY 31	Future
ARP Funds	$0	$0	$0	$0	$0	$0	$0	$0	$0	$0
Community Invest. Tax IV	0	0	0	0	0	0	0	0	0	0
Financing	0	0	0	0	0	0	0	0	0	0
General Revenues-CW	0	0	0	0	0	0	0	0	0	0
General Revenues-R3M	0	0	0	0	0	0	0	0	0	0
General Revenues-UA	8,700	0	8,700	0	0	0	0	0	0	0
Grants & County Match	0	0	0	0	0	0	0	0	0	0
Impact Fees	0	0	0	0	0	0	0	0	0	0
Undetermined	0	0	0	0	0	0	0	0	0	0
Subtotal FY 26			$8,700	$0						
Total	**$8,700**	**$0**	**$8,700**		**$0**	**$0**	**$0**	**$0**	**$0**	**$0**

Uses of Funds (in $000s):	Total Estimated Cost	Prior Expenses	FY 26 Carryforward	FY 26 Additional	FY 27	FY 28	FY 29	FY 30	FY 31	Future
Capital [1]	$8,700	$0	$8,700	$0	$0	$0	$0	$0	$0	$0
Contributions [2]	0	0	0	0	0	0	0	0	0	0
Non-Capital [3]	0	0	0	0	0	0	0	0	0	0
Subtotal FY 26			$8,700	$0						
Total	**$8,700**	**$0**	**$8,700**		**$0**	**$0**	**$0**	**$0**	**$0**	**$0**

[1] Capital includes, but is not limited to, expenses related to capitalizable Development, Design, Land Acquisition, Equipment, Construction and Administration required to complete the project.
[2] Contributions includes, but is not limited to, funding through an agreement to other Government Agencies, Youth Organizations, Cultural Service Organizations and other Non-Profit Organizations.
[3] Non-Capital includes, but is not limited to, expenses related to Building Maintenance, Grounds & Landscaping Maintenance, Non-Capitalizable Equipment and other Professional Services.

PROJECT TITLE:
FIRE RESCUE/EMERGENCY MANAGEMENT WAREHOUSE
CIE REQUIREMENTS: N
LEVEL OF SERVICE IMPACT: N/A

PROJECT NUMBER: C91219000

PROGRAM: FIRE SERVICES

PROJECT DESCRIPTION:
This project includes design and construction of a 60,000 square foot warehouse facility (as budget will allow) for Hillsborough County Fire Rescue (HCFR) and Emergency Management (OEM) proposed to be located in the Falkenburg Rd/Columbus Drive area. As the County continues to grow, more and more services are required and thus materials and supplies will need to be in place to address increased demand. Executing HCFR and OEM mission in an efficient, effective, and safe manner requires a large warehouse space that can accommodate materials and supplies that are required both during normal day to day operations as well as during large scale disaster responses.

Neighborhood Community Area:
Brandon

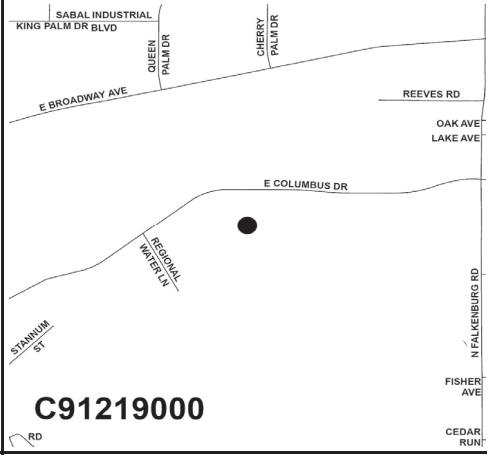

OPERATING COST IMPACT:
To be determined. There will be incremental facility maintenance and utility costs once complete.

PROJECT COMPLETION DATE: Feb 2027

Sources of Funds (in $000s):	Total Estimated Sources	Prior Funding	FY 26 Carryforward	FY 26 Additional	FY 27	FY 28	FY 29	FY 30	FY 31	Future
ARP Funds	$0	$0	$0	$0	$0	$0	$0	$0	$0	$0
Community Invest. Tax IV	24,413	1,271	23,142	0	0	0	0	0	0	0
Financing	0	0	0	0	0	0	0	0	0	0
General Revenues-CW	0	0	0	0	0	0	0	0	0	0
General Revenues-R3M	0	0	0	0	0	0	0	0	0	0
General Revenues-UA	0	0	0	0	0	0	0	0	0	0
Grants & County Match	0	0	0	0	0	0	0	0	0	0
Impact Fees	0	0	0	0	0	0	0	0	0	0
Undetermined	0	0	0	0	0	0	0	0	0	0
Subtotal FY 26			$23,142	$0						
Total	**$24,413**	**$1,271**	**$23,142**		**$0**	**$0**	**$0**	**$0**	**$0**	**$0**

Uses of Funds (in $000s):	Total Estimated Cost	Prior Expenses	FY 26 Carryforward	FY 26 Additional	FY 27	FY 28	FY 29	FY 30	FY 31	Future
Capital [1]	$24,413	$1,271	$23,142	$0	$0	$0	$0	$0	$0	$0
Contributions [2]	0	0	0	0	0	0	0	0	0	0
Non-Capital [3]	0	0	0	0	0	0	0	0	0	0
Subtotal FY 26			$23,142	$0						
Total	**$24,413**	**$1,271**	**$23,142**		**$0**	**$0**	**$0**	**$0**	**$0**	**$0**

[1] Capital includes, but is not limited to, expenses related to capitalizable Development, Design, Land Acquisition, Equipment, Construction and Administration required to complete the project.
[2] Contributions includes, but is not limited to, funding through an agreement to other Government Agencies, Youth Organizations, Cultural Service Organizations and other Non-Profit Organizations.
[3] Non-Capital includes, but is not limited to, expenses related to Building Maintenance, Grounds & Landscaping Maintenance, Non-Capitalizable Equipment and other Professional Services.

PROJECT TITLE:
FIRE STATION #18 SEFFNER/MANGO HVAC REPLACEMENT (R3M)
CIE REQUIREMENTS: N
LEVEL OF SERVICE IMPACT: N/A

PROJECT NUMBER: C91231000

PROGRAM: FIRE SERVICES

PROJECT DESCRIPTION:
Project is for the replacement of the HVAC system that serves the fire station that has reached its life expectancy.

Neighborhood Community Area:
Seffner Mango

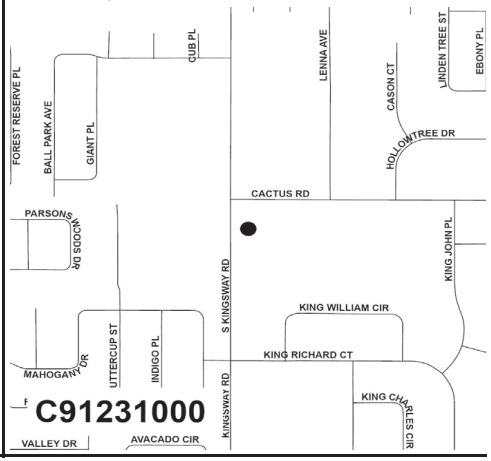

OPERATING COST IMPACT:
No significant change in operating cost is anticipated.

PROJECT COMPLETION DATE: Sep 2026

Sources of Funds (in $000s):	Total Estimated Sources	Prior Funding	FY 26 Carryforward	FY 26 Additional	FY 27	FY 28	FY 29	FY 30	FY 31	Future
ARP Funds	$0	$0	$0	$0	$0	$0	$0	$0	$0	$0
Community Invest. Tax IV	0	0	0	0	0	0	0	0	0	0
Financing	0	0	0	0	0	0	0	0	0	0
General Revenues-CW	0	0	0	0	0	0	0	0	0	0
General Revenues-R3M	450	0	0	450	0	0	0	0	0	0
General Revenues-UA	0	0	0	0	0	0	0	0	0	0
Grants & County Match	0	0	0	0	0	0	0	0	0	0
Impact Fees	0	0	0	0	0	0	0	0	0	0
Undetermined	0	0	0	0	0	0	0	0	0	0
Subtotal FY 26			$0	$450						
Total	**$450**	**$0**	**$450**		**$0**	**$0**	**$0**	**$0**	**$0**	**$0**

Uses of Funds (in $000s):	Total Estimated Cost	Prior Expenses	FY 26 Carryforward	FY 26 Additional	FY 27	FY 28	FY 29	FY 30	FY 31	Future
Capital [1]	$0	$0	$0	$0	$0	$0	$0	$0	$0	$0
Contributions [2]	0	0	0	0	0	0	0	0	0	0
Non-Capital [3]	450	0	0	450	0	0	0	0	0	0
Subtotal FY 26			$0	$450						
Total	**$450**	**$0**	**$450**		**$0**	**$0**	**$0**	**$0**	**$0**	**$0**

[1] Capital includes, but is not limited to, expenses related to capitalizable Development, Design, Land Acquisition, Equipment, Construction and Administration required to complete the project.
[2] Contributions includes, but is not limited to, funding through an agreement to other Government Agencies, Youth Organizations, Cultural Service Organizations and other Non-Profit Organizations.
[3] Non-Capital includes, but is not limited to, expenses related to Building Maintenance, Grounds & Landscaping Maintenance, Non-Capitalizable Equipment and other Professional Services.

PROJECT TITLE:
FIRE STATION #24 LUTZ HVAC REPLACEMENT (R3M)
CIE REQUIREMENTS: N
LEVEL OF SERVICE IMPACT: N/A

PROJECT NUMBER: C91230000

PROGRAM: FIRE SERVICES

PROJECT DESCRIPTION:
Project is for the replacement of the HVAC system that serves the fire station that has reached its life expectancy.

Neighborhood Community Area:
Lutz

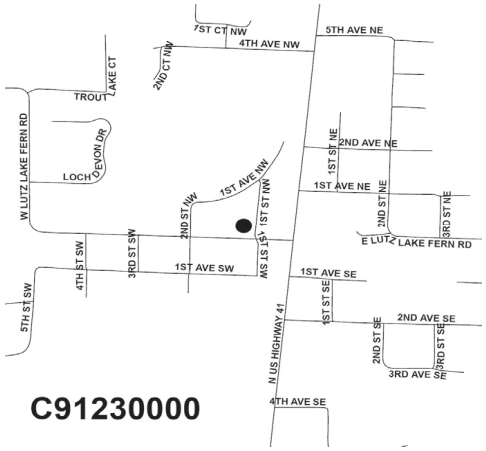

OPERATING COST IMPACT:
No significant change in operating cost is anticipated.

PROJECT COMPLETION DATE: Sep 2026

Sources of Funds (in $000s):	Total Estimated Sources	Prior Funding	FY 26 Carryforward	FY 26 Additional	FY 27	FY 28	FY 29	FY 30	FY 31	Future
ARP Funds	$0	$0	$0	$0	$0	$0	$0	$0	$0	$0
Community Invest. Tax IV	0	0	0	0	0	0	0	0	0	0
Financing	0	0	0	0	0	0	0	0	0	0
General Revenues-CW	0	0	0	0	0	0	0	0	0	0
General Revenues-R3M	350	0	0	350	0	0	0	0	0	0
General Revenues-UA	0	0	0	0	0	0	0	0	0	0
Grants & County Match	0	0	0	0	0	0	0	0	0	0
Impact Fees	0	0	0	0	0	0	0	0	0	0
Undetermined	0	0	0	0	0	0	0	0	0	0
Subtotal FY 26			$0	$350						
Total	**$350**	**$0**	**$350**		**$0**	**$0**	**$0**	**$0**	**$0**	**$0**

Uses of Funds (in $000s):	Total Estimated Cost	Prior Expenses	FY 26 Carryforward	FY 26 Additional	FY 27	FY 28	FY 29	FY 30	FY 31	Future
Capital [1]	$0	$0	$0	$0	$0	$0	$0	$0	$0	$0
Contributions [2]	0	0	0	0	0	0	0	0	0	0
Non-Capital [3]	350	0	0	350	0	0	0	0	0	0
Subtotal FY 26			$0	$350						
Total	**$350**	**$0**	**$350**		**$0**	**$0**	**$0**	**$0**	**$0**	**$0**

[1] Capital includes, but is not limited to, expenses related to capitalizable Development, Design, Land Acquisition, Equipment, Construction and Administration required to complete the project.
[2] Contributions includes, but is not limited to, funding through an agreement to other Government Agencies, Youth Organizations, Cultural Service Organizations and other Non-Profit Organizations.
[3] Non-Capital includes, but is not limited to, expenses related to Building Maintenance, Grounds & Landscaping Maintenance, Non-Capitalizable Equipment and other Professional Services.

PROJECT TITLE:
FIRE STATION HARDENING (MP)
CIE REQUIREMENTS: N
LEVEL OF SERVICE IMPACT: N/A

PROJECT NUMBER: C91207000

PROGRAM: FIRE SERVICES

PROJECT DESCRIPTION:
The scope of this project is to provide upgrades to all Fire Rescue Facilities to the extent possible and as prioritized, for the survival and the continued operational ability of the facilities in the aftermath of a major storm. This is to include: access to the facility by staff and the public; the protection of operational functions; the protection of all openings; the structural integrity of the building(s); power, water, sewer and communications support; security of personnel; and the strengthening or removal of potential hazardous elements such as auxiliary buildings, trees and towers.

Neighborhood Community Area:
Countywide

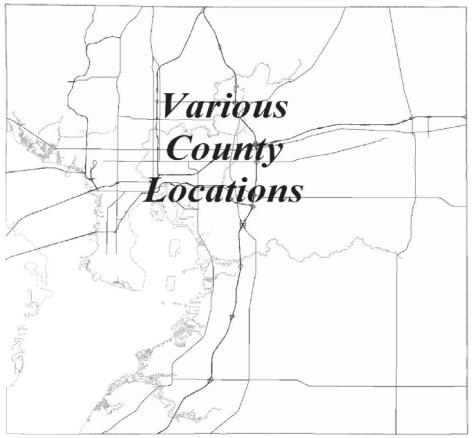

OPERATING COST IMPACT:
Additional annual operating cost impact is estimated at $5,000 per station.

PROJECT COMPLETION DATE: Ongoing

Sources of Funds (in $000s):	Total Estimated Sources	Prior Funding	FY 26 Carryforward	FY 26 Additional	FY 27	FY 28	FY 29	FY 30	FY 31	Future
ARP Funds	$0	$0	$0	$0	$0	$0	$0	$0	$0	$0
Community Invest. Tax IV	0	0	0	0	0	0	0	0	0	0
Financing	705	705	0	0	0	0	0	0	0	0
General Revenues-CW	0	0	0	0	0	0	0	0	0	0
General Revenues-R3M	0	0	0	0	0	0	0	0	0	0
General Revenues-UA	1,132	411	721	0	0	0	0	0	0	0
Grants & County Match	0	0	0	0	0	0	0	0	0	0
Impact Fees	0	0	0	0	0	0	0	0	0	0
Undetermined	0	0	0	0	0	0	0	0	0	0
Subtotal FY 26			$721	$0						
Total	**$1,837**	**$1,116**	**$721**		**$0**	**$0**	**$0**	**$0**	**$0**	**$0**

Uses of Funds (in $000s):	Total Estimated Cost	Prior Expenses	FY 26 Carryforward	FY 26 Additional	FY 27	FY 28	FY 29	FY 30	FY 31	Future
Capital [1]	$1,837	$1,116	$721	$0	$0	$0	$0	$0	$0	$0
Contributions [2]	0	0	0	0	0	0	0	0	0	0
Non-Capital [3]	0	0	0	0	0	0	0	0	0	0
Subtotal FY 26			$721	$0						
Total	**$1,837**	**$1,116**	**$721**		**$0**	**$0**	**$0**	**$0**	**$0**	**$0**

[1] Capital includes, but is not limited to, expenses related to capitalizable Development, Design, Land Acquisition, Equipment, Construction and Administration required to complete the project.
[2] Contributions includes, but is not limited to, funding through an agreement to other Government Agencies, Youth Organizations, Cultural Service Organizations and other Non-Profit Organizations.
[3] Non-Capital includes, but is not limited to, expenses related to Building Maintenance, Grounds & Landscaping Maintenance, Non-Capitalizable Equipment and other Professional Services.

PROJECT TITLE:
FIRE STATION RESTROOM AND SHOWERS RENOVATIONS (R3M) (MP)
CIE REQUIREMENTS: N
LEVEL OF SERVICE IMPACT: N/A

PROJECT NUMBER: C91217000

PROGRAM: FIRE SERVICES

PROJECT DESCRIPTION:
This project is for the renovation of fire station restrooms that have reached their life expectancy based on scheduled life cycle replacement and current conditions.

Neighborhood Community Area:
Countywide

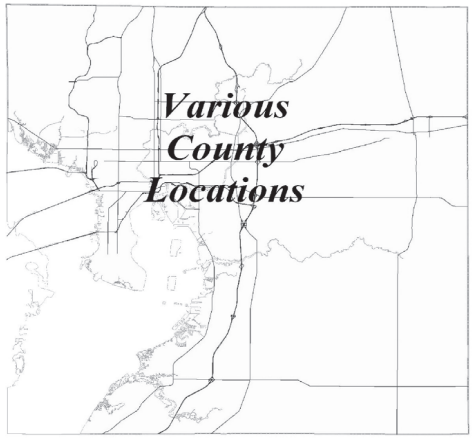

OPERATING COST IMPACT:
No significant change in operating cost is anticipated.

PROJECT COMPLETION DATE: Ongoing

Sources of Funds (in $000s):	Total Estimated Sources	Prior Funding	FY 26 Carryforward	FY 26 Additional	FY 27	FY 28	FY 29	FY 30	FY 31	Future
ARP Funds	$0	$0	$0	$0	$0	$0	$0	$0	$0	$0
Community Invest. Tax IV	0	0	0	0	0	0	0	0	0	0
Financing	0	0	0	0	0	0	0	0	0	0
General Revenues-CW	0	0	0	0	0	0	0	0	0	0
General Revenues-R3M	900	407	493	0	0	0	0	0	0	0
General Revenues-UA	0	0	0	0	0	0	0	0	0	0
Grants & County Match	0	0	0	0	0	0	0	0	0	0
Impact Fees	0	0	0	0	0	0	0	0	0	0
Undetermined	0	0	0	0	0	0	0	0	0	0
Subtotal FY 26			$493	$0						
Total	**$900**	**$407**	**$493**		**$0**	**$0**	**$0**	**$0**	**$0**	**$0**

Uses of Funds (in $000s):	Total Estimated Cost	Prior Expenses	FY 26 Carryforward	FY 26 Additional	FY 27	FY 28	FY 29	FY 30	FY 31	Future
Capital [1]	$0	$0	$0	$0	$0	$0	$0	$0	$0	$0
Contributions [2]	0	0	0	0	0	0	0	0	0	0
Non-Capital [3]	900	407	493	0	0	0	0	0	0	0
Subtotal FY 26			$493	$0						
Total	**$900**	**$407**	**$493**		**$0**	**$0**	**$0**	**$0**	**$0**	**$0**

[1] Capital includes, but is not limited to, expenses related to capitalizable Development, Design, Land Acquisition, Equipment, Construction and Administration required to complete the project.
[2] Contributions includes, but is not limited to, funding through an agreement to other Government Agencies, Youth Organizations, Cultural Service Organizations and other Non-Profit Organizations.
[3] Non-Capital includes, but is not limited to, expenses related to Building Maintenance, Grounds & Landscaping Maintenance, Non-Capitalizable Equipment and other Professional Services.

PROJECT TITLE: **PROJECT NUMBER: C91215000**

GUNN HIGHWAY FIRE STATION #13 REPLACEMENT-ARP ACT REVENUE RECOVERY FUNDS

CIE REQUIREMENTS: N

LEVEL OF SERVICE IMPACT: N/A **PROGRAM: FIRE SERVICES**

PROJECT DESCRIPTION:

The project includes the design and construction of a new 2-Bay Fire Station to replace the existing Gunn Highway Fire Station No. 13 located at 7502 Gunn Highway, Tampa, FL 33625 in Northwest Hillsborough County. Project includes land acquisition. The replacement station will be located at NE corner of Basswood Ave and Ehrlich Rd. The station is at or near the end of its useful life and is dated in its design/features and requires increasing operating costs to maintain and keep functioning at the expected service level necessary to protect the citizens of Hillsborough County.

Neighborhood Community Area:

Citrus Park Village

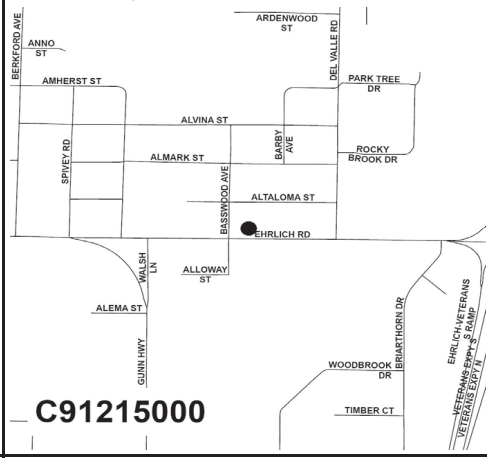

OPERATING COST IMPACT:

No significant change in operating cost is anticipated.

PROJECT COMPLETION DATE: Dec 2026

Sources of Funds (in $000s):	Total Estimated Sources	Prior Funding	FY 26 Carryforward	FY 26 Additional	FY 27	FY 28	FY 29	FY 30	FY 31	Future
ARP Funds	$8,599	$4,335	$4,264	$0	$0	$0	$0	$0	$0	$0
Community Invest. Tax IV	0	0	0	0	0	0	0	0	0	0
Financing	0	0	0	0	0	0	0	0	0	0
General Revenues-CW	0	0	0	0	0	0	0	0	0	0
General Revenues-R3M	0	0	0	0	0	0	0	0	0	0
General Revenues-UA	0	0	0	0	0	0	0	0	0	0
Grants & County Match	0	0	0	0	0	0	0	0	0	0
Impact Fees	0	0	0	0	0	0	0	0	0	0
Undetermined	0	0	0	0	0	0	0	0	0	0
Subtotal FY 26			$4,264	$0						
Total	**$8,599**	**$4,335**	**$4,264**		**$0**	**$0**	**$0**	**$0**	**$0**	**$0**

Uses of Funds (in $000s):	Total Estimated Cost	Prior Expenses	FY 26 Carryforward	FY 26 Additional	FY 27	FY 28	FY 29	FY 30	FY 31	Future
Capital [1]	$8,599	$4,335	$4,264	$0	$0	$0	$0	$0	$0	$0
Contributions [2]	0	0	0	0	0	0	0	0	0	0
Non-Capital [3]	0	0	0	0	0	0	0	0	0	0
Subtotal FY 26			$4,264	$0						
Total	**$8,599**	**$4,335**	**$4,264**		**$0**	**$0**	**$0**	**$0**	**$0**	**$0**

[1] Capital includes, but is not limited to, expenses related to capitalizable Development, Design, Land Acquisition, Equipment, Construction and Administration required to complete the project.

[2] Contributions includes, but is not limited to, funding through an agreement to other Government Agencies, Youth Organizations, Cultural Service Organizations and other Non-Profit Organizations.

[3] Non-Capital includes, but is not limited to, expenses related to Building Maintenance, Grounds & Landscaping Maintenance, Non-Capitalizable Equipment and other Professional Services.

PROJECT TITLE: **PROJECT NUMBER: C91208000**

LAND ACQUISITION FOR NEW FIRE STATIONS (MP)

CIE REQUIREMENTS: N

LEVEL OF SERVICE IMPACT: N/A **PROGRAM: FIRE SERVICES**

PROJECT DESCRIPTION:

Land acquisition for fire stations identified in the Fire Rescue Master Plan and other facilities, as appropriate, including any other costs associated with the acquisition or leasing of land, such as, site investigation, conceptual drawings, surveys, etc.

Neighborhood Community Area:

Countywide

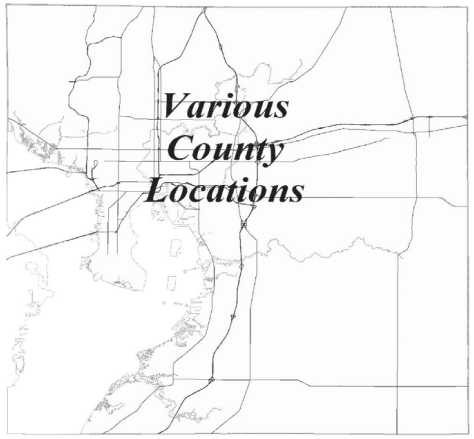

OPERATING COST IMPACT:

No significant change in operating cost is anticipated.

PROJECT COMPLETION DATE: Ongoing

Sources of Funds (in $000s):	Total Estimated Sources	Prior Funding	FY 26 Carryforward	FY 26 Additional	FY 27	FY 28	FY 29	FY 30	FY 31	Future
ARP Funds	$0	$0	$0	$0	$0	$0	$0	$0	$0	$0
Community Invest. Tax IV	0	0	0	0	0	0	0	0	0	0
Financing	0	0	0	0	0	0	0	0	0	0
General Revenues-CW	0	0	0	0	0	0	0	0	0	0
General Revenues-R3M	0	0	0	0	0	0	0	0	0	0
General Revenues-UA	306	36	270	0	0	0	0	0	0	0
Grants & County Match	0	0	0	0	0	0	0	0	0	0
Impact Fees	2,002	263	1,739	0	0	0	0	0	0	0
Undetermined	0	0	0	0	0	0	0	0	0	0
Subtotal FY 26			$2,009	$0						
Total	**$2,308**	**$299**	**$2,009**		**$0**	**$0**	**$0**	**$0**	**$0**	**$0**

Uses of Funds (in $000s):	Total Estimated Cost	Prior Expenses	FY 26 Carryforward	FY 26 Additional	FY 27	FY 28	FY 29	FY 30	FY 31	Future
Capital [1]	$2,296	$287	$2,009	$0	$0	$0	$0	$0	$0	$0
Contributions [2]	0	0	0	0	0	0	0	0	0	0
Non-Capital [3]	12	12	0	0	0	0	0	0	0	0
Subtotal FY 26			$2,009	$0						
Total	**$2,308**	**$299**	**$2,009**		**$0**	**$0**	**$0**	**$0**	**$0**	**$0**

[1] Capital includes, but is not limited to, expenses related to capitalizable Development, Design, Land Acquisition, Equipment, Construction and Administration required to complete the project.

[2] Contributions includes, but is not limited to, funding through an agreement to other Government Agencies, Youth Organizations, Cultural Service Organizations and other Non-Profit Organizations.

[3] Non-Capital includes, but is not limited to, expenses related to Building Maintenance, Grounds & Landscaping Maintenance, Non-Capitalizable Equipment and other Professional Services.

PROJECT TITLE:
MIDWAY FIRE STATION #30 REPLACEMENT
CIE REQUIREMENTS: N
LEVEL OF SERVICE IMPACT: N/A

PROJECT NUMBER: C91227000

PROGRAM: FIRE SERVICES

PROJECT DESCRIPTION:
Design and construct a new Midway Fire Station #30 Replacement on a site on Sam Allen Road to replace current site located at 2526 Charlie Taylor Road in Plant City. The station is at or near the end of its useful life and is dated in its design/features and requires increasing operating costs to maintain and keep functioning at the expected service level necessary to protect the citizens of Hillsborough County. The project includes furniture, fixtures and equipment (FF&E).

Neighborhood Community Area:
East Rural

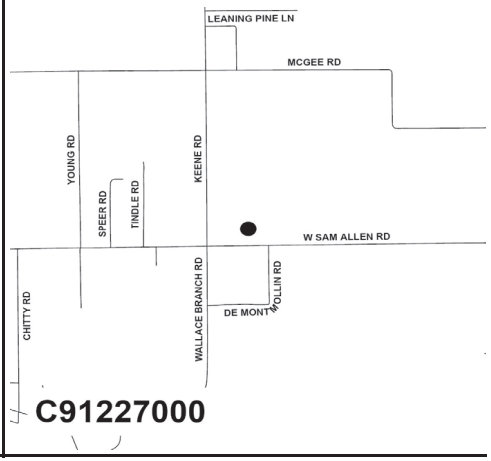

OPERATING COST IMPACT:
No significant change in operating cost is anticipated.

PROJECT COMPLETION DATE: Mar 2029

Sources of Funds (in $000s):	Total Estimated Sources	Prior Funding	FY 26 Carryforward	FY 26 Additional	FY 27	FY 28	FY 29	FY 30	FY 31	Future
ARP Funds	$0	$0	$0	$0	$0	$0	$0	$0	$0	$0
Community Invest. Tax IV	0	0	0	0	0	0	0	0	0	0
Financing	0	0	0	0	0	0	0	0	0	0
General Revenues-CW	0	0	0	0	0	0	0	0	0	0
General Revenues-R3M	0	0	0	0	0	0	0	0	0	0
General Revenues-UA	12,400	30	12,370	0	0	0	0	0	0	0
Grants & County Match	0	0	0	0	0	0	0	0	0	0
Impact Fees	0	0	0	0	0	0	0	0	0	0
Undetermined	0	0	0	0	0	0	0	0	0	0
Subtotal FY 26			$12,370	$0						
Total	**$12,400**	**$30**	**$12,370**		**$0**	**$0**	**$0**	**$0**	**$0**	**$0**

Uses of Funds (in $000s):	Total Estimated Cost	Prior Expenses	FY 26 Carryforward	FY 26 Additional	FY 27	FY 28	FY 29	FY 30	FY 31	Future
Capital [1]	$12,400	$30	$12,370	$0	$0	$0	$0	$0	$0	$0
Contributions [2]	0	0	0	0	0	0	0	0	0	0
Non-Capital [3]	0	0	0	0	0	0	0	0	0	0
Subtotal FY 26			$12,370	$0						
Total	**$12,400**	**$30**	**$12,370**		**$0**	**$0**	**$0**	**$0**	**$0**	**$0**

[1] Capital includes, but is not limited to, expenses related to capitalizable Development, Design, Land Acquisition, Equipment, Construction and Administration required to complete the project.
[2] Contributions includes, but is not limited to, funding through an agreement to other Government Agencies, Youth Organizations, Cultural Service Organizations and other Non-Profit Organizations.
[3] Non-Capital includes, but is not limited to, expenses related to Building Maintenance, Grounds & Landscaping Maintenance, Non-Capitalizable Equipment and other Professional Services.

PROJECT TITLE:
PALM RIVER FIRE STATION #15 REPLACEMENT-ARP ACT REVENUE RECOVERY FUNDS
CIE REQUIREMENTS: N
LEVEL OF SERVICE IMPACT: N/A

PROJECT NUMBER: C91213000

PROGRAM: FIRE SERVICES

PROJECT DESCRIPTION:
The project includes land acquisition, design and construction of a new 2-Bay Fire Station to replace the existing Palm River Fire Station No. 15 currently located at 715 S 58th Street, Tampa, FL 33619. The new location near the northeast corner of Maydell Drive and 12th Avenue. The station is at or near the end of its useful life and is dated in its design/features and requires increasing operating costs to maintain and keep functioning at the expected service level necessary to protect the citizens of Hillsborough County.

Neighborhood Community Area:
Greater Palm River

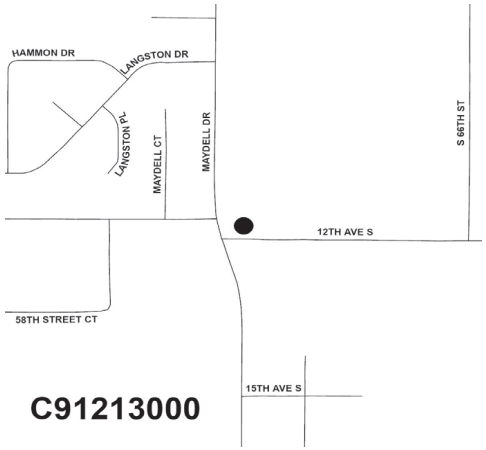

OPERATING COST IMPACT:
No significant change in operating cost is anticipated.

PROJECT COMPLETION DATE: Dec 2026

Sources of Funds (in $000s):	Total Estimated Sources	Prior Funding	FY 26 Carryforward	FY 26 Additional	FY 27	FY 28	FY 29	FY 30	FY 31	Future
ARP Funds	$7,186	$4,275	$2,911	$0	$0	$0	$0	$0	$0	$0
Community Invest. Tax IV	0	0	0	0	0	0	0	0	0	0
Financing	0	0	0	0	0	0	0	0	0	0
General Revenues-CW	0	0	0	0	0	0	0	0	0	0
General Revenues-R3M	0	0	0	0	0	0	0	0	0	0
General Revenues-UA	0	0	0	0	0	0	0	0	0	0
Grants & County Match	0	0	0	0	0	0	0	0	0	0
Impact Fees	0	0	0	0	0	0	0	0	0	0
Undetermined	0	0	0	0	0	0	0	0	0	0
Subtotal FY 26			$2,911	$0						
Total	**$7,186**	**$4,275**	**$2,911**		**$0**	**$0**	**$0**	**$0**	**$0**	**$0**

Uses of Funds (in $000s):	Total Estimated Cost	Prior Expenses	FY 26 Carryforward	FY 26 Additional	FY 27	FY 28	FY 29	FY 30	FY 31	Future
Capital [1]	$7,186	$4,275	$2,911	$0	$0	$0	$0	$0	$0	$0
Contributions [2]	0	0	0	0	0	0	0	0	0	0
Non-Capital [3]	0	0	0	0	0	0	0	0	0	0
Subtotal FY 26			$2,911	$0						
Total	**$7,186**	**$4,275**	**$2,911**		**$0**	**$0**	**$0**	**$0**	**$0**	**$0**

[1] Capital includes, but is not limited to, expenses related to capitalizable Development, Design, Land Acquisition, Equipment, Construction and Administration required to complete the project.
[2] Contributions includes, but is not limited to, funding through an agreement to other Government Agencies, Youth Organizations, Cultural Service Organizations and other Non-Profit Organizations.
[3] Non-Capital includes, but is not limited to, expenses related to Building Maintenance, Grounds & Landscaping Maintenance, Non-Capitalizable Equipment and other Professional Services.

PROJECT TITLE:
PROGRESS VILLAGE SOUTH FIRE STATION #48
CIE REQUIREMENTS: N
LEVEL OF SERVICE IMPACT: N/A

PROJECT NUMBER: C91221000

PROGRAM: FIRE SERVICES

PROJECT DESCRIPTION:
Design & construct a new 2-Bay Progress Village South Fire Station on County-owned property on the east side of South 78th Street, south of Eagle Palm Drive. This project is recommended per the Fire Rescue Master Plan to enhance services in the South-Central area of Hillsborough County. The project includes furniture, fixtures and equipment (FF&E).

OPERATING COST IMPACT:
Annual operating cost impact is estimated at $3.9 million. A total of 24 new FTEs are anticipated.

PROJECT COMPLETION DATE: Jun 2027

Neighborhood Community Area:
Riverview

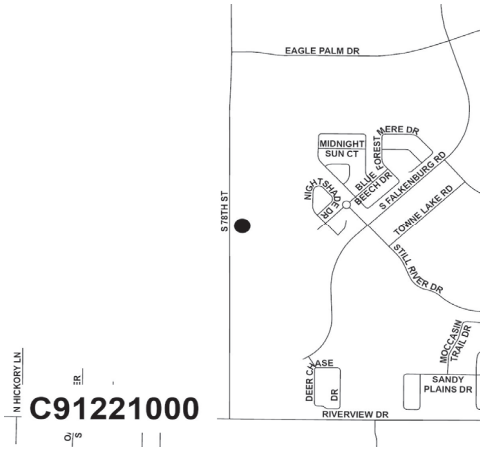

Sources of Funds (in $000s):	Total Estimated Sources	Prior Funding	FY 26 Carryforward	FY 26 Additional	FY 27	FY 28	FY 29	FY 30	FY 31	Future
ARP Funds	$0	$0	$0	$0	$0	$0	$0	$0	$0	$0
Community Invest. Tax IV	7,673	319	7,354	0	0	0	0	0	0	0
Financing	0	0	0	0	0	0	0	0	0	0
General Revenues-CW	0	0	0	0	0	0	0	0	0	0
General Revenues-R3M	0	0	0	0	0	0	0	0	0	0
General Revenues-UA	600	0	600	0	0	0	0	0	0	0
Grants & County Match	0	0	0	0	0	0	0	0	0	0
Impact Fees	0	0	0	0	0	0	0	0	0	0
Undetermined	0	0	0	0	0	0	0	0	0	0
Subtotal FY 26			$7,954	$0						
Total	**$8,273**	**$319**	**$7,954**		**$0**	**$0**	**$0**	**$0**	**$0**	**$0**

Uses of Funds (in $000s):	Total Estimated Cost	Prior Expenses	FY 26 Carryforward	FY 26 Additional	FY 27	FY 28	FY 29	FY 30	FY 31	Future
Capital [1]	$8,273	$319	$7,954	$0	$0	$0	$0	$0	$0	$0
Contributions [2]	0	0	0	0	0	0	0	0	0	0
Non-Capital [3]	0	0	0	0	0	0	0	0	0	0
Subtotal FY 26			$7,954	$0						
Total	**$8,273**	**$319**	**$7,954**		**$0**	**$0**	**$0**	**$0**	**$0**	**$0**

[1] Capital includes, but is not limited to, expenses related to capitalizable Development, Design, Land Acquisition, Equipment, Construction and Administration required to complete the project.
[2] Contributions includes, but is not limited to, funding through an agreement to other Government Agencies, Youth Organizations, Cultural Service Organizations and other Non-Profit Organizations.
[3] Non-Capital includes, but is not limited to, expenses related to Building Maintenance, Grounds & Landscaping Maintenance, Non-Capitalizable Equipment and other Professional Services.

PROJECT TITLE:
PSOC RENOVATIONS
CIE REQUIREMENTS: N
LEVEL OF SERVICE IMPACT: N/A

PROJECT NUMBER: C91222000

PROGRAM: FIRE SERVICES

PROJECT DESCRIPTION:
Renovate and expand existing Public Safety Operations Complex (PSOC) to support Emergency Management operations.

OPERATING COST IMPACT:
To be determined.

PROJECT COMPLETION DATE: Dec 2028

Neighborhood Community Area:
Brandon

Sources of Funds (in $000s):	Total Estimated Sources	Prior Funding	FY 26 Carryforward	FY 26 Additional	FY 27	FY 28	FY 29	FY 30	FY 31	Future
ARP Funds	$0	$0	$0	$0	$0	$0	$0	$0	$0	$0
Community Invest. Tax IV	0	0	0	0	0	0	0	0	0	0
Financing	0	0	0	0	0	0	0	0	0	0
General Revenues-CW	14,500	190	6,810	7,500	0	0	0	0	0	0
General Revenues-R3M	0	0	0	0	0	0	0	0	0	0
General Revenues-UA	0	0	0	0	0	0	0	0	0	0
Grants & County Match	4,500	0	4,500	0	0	0	0	0	0	0
Impact Fees	0	0	0	0	0	0	0	0	0	0
Undetermined	0	0	0	0	0	0	0	0	0	0
Subtotal FY 26			$11,310	$7,500						
Total	**$19,000**	**$190**	**$18,810**		**$0**	**$0**	**$0**	**$0**	**$0**	**$0**

Uses of Funds (in $000s):	Total Estimated Cost	Prior Expenses	FY 26 Carryforward	FY 26 Additional	FY 27	FY 28	FY 29	FY 30	FY 31	Future
Capital [1]	$19,000	$190	$11,310	$7,500	$0	$0	$0	$0	$0	$0
Contributions [2]	0	0	0	0	0	0	0	0	0	0
Non-Capital [3]	0	0	0	0	0	0	0	0	0	0
Subtotal FY 26			$11,310	$7,500						
Total	**$19,000**	**$190**	**$18,810**		**$0**	**$0**	**$0**	**$0**	**$0**	**$0**

[1] Capital includes, but is not limited to, expenses related to capitalizable Development, Design, Land Acquisition, Equipment, Construction and Administration required to complete the project.
[2] Contributions includes, but is not limited to, funding through an agreement to other Government Agencies, Youth Organizations, Cultural Service Organizations and other Non-Profit Organizations.
[3] Non-Capital includes, but is not limited to, expenses related to Building Maintenance, Grounds & Landscaping Maintenance, Non-Capitalizable Equipment and other Professional Services.

PROJECT TITLE:
RACE TRACK ROAD FIRE STATION #50
CIE REQUIREMENTS: N
LEVEL OF SERVICE IMPACT: N/A

PROJECT NUMBER: C91229000

PROGRAM: FIRE SERVICES

PROJECT DESCRIPTION:
Design and construct a new 3-Bay Fire Station. This project is recommended per the Fire Rescue Master Plan to enhance services in the Northwest area of Hillsborough County.

Neighborhood Community Area:
Northwest Hillsborough

OPERATING COST IMPACT:
Annual operating cost impact is estimated at $4,000,000. A total of 21 new FTEs are anticipated.

PROJECT COMPLETION DATE: TBD

Sources of Funds (in $000s):	Total Estimated Sources	Prior Funding	FY 26 Carryforward	FY 26 Additional	FY 27	FY 28	FY 29	FY 30	FY 31	Future
ARP Funds	$0	$0	$0	$0	$0	$0	$0	$0	$0	$0
Community Invest. Tax IV	12,900	0	0	12,900	0	0	0	0	0	0
Financing	0	0	0	0	0	0	0	0	0	0
General Revenues-CW	0	0	0	0	0	0	0	0	0	0
General Revenues-R3M	0	0	0	0	0	0	0	0	0	0
General Revenues-UA	0	0	0	0	0	0	0	0	0	0
Grants & County Match	0	0	0	0	0	0	0	0	0	0
Impact Fees	0	0	0	0	0	0	0	0	0	0
Undetermined	0	0	0	0	0	0	0	0	0	0
Subtotal FY 26			$0	$12,900						
Total	**$12,900**	**$0**	**$12,900**		**$0**	**$0**	**$0**	**$0**	**$0**	**$0**

Uses of Funds (in $000s):	Total Estimated Cost	Prior Expenses	FY 26 Carryforward	FY 26 Additional	FY 27	FY 28	FY 29	FY 30	FY 31	Future
Capital [1]	$12,900	$0	$0	$12,900	$0	$0	$0	$0	$0	$0
Contributions [2]	0	0	0	0	0	0	0	0	0	0
Non-Capital [3]	0	0	0	0	0	0	0	0	0	0
Subtotal FY 26			$0	$12,900						
Total	**$12,900**	**$0**	**$12,900**		**$0**	**$0**	**$0**	**$0**	**$0**	**$0**

[1] Capital includes, but is not limited to, expenses related to capitalizable Development, Design, Land Acquisition, Equipment, Construction and Administration required to complete the project.
[2] Contributions includes, but is not limited to, funding through an agreement to other Government Agencies, Youth Organizations, Cultural Service Organizations and other Non-Profit Organizations.
[3] Non-Capital includes, but is not limited to, expenses related to Building Maintenance, Grounds & Landscaping Maintenance, Non-Capitalizable Equipment and other Professional Services.

PROJECT TITLE:
SUN CITY NORTH FIRE STATION #47
CIE REQUIREMENTS: N
LEVEL OF SERVICE IMPACT: N/A

PROJECT NUMBER: C91218000

PROGRAM: FIRE SERVICES

PROJECT DESCRIPTION:
Design and construct a new 2-Bay Fire Station to be located on leased State of Florida Division of Forestry property at 14503 South US Highway 301 in Ruskin. This project is recommended per the Fire Rescue Master Plan to enhance services in the South area of Hillsborough County. The project includes furniture, fixtures and equipment (FF&E).

Neighborhood Community Area:
Apollo Beach

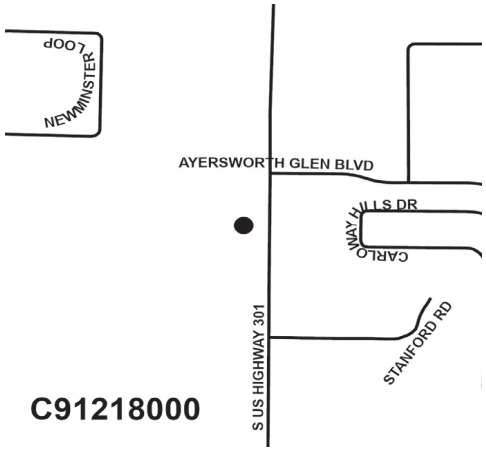

OPERATING COST IMPACT:
Annual operating cost impact is estimated at $3 million. A total of 21 new FTEs are anticipated. A portion of the operating cost is already included in the budget.

PROJECT COMPLETION DATE: Jun 2027

Sources of Funds (in $000s):	Total Estimated Sources	Prior Funding	FY 26 Carryforward	FY 26 Additional	FY 27	FY 28	FY 29	FY 30	FY 31	Future
ARP Funds	$0	$0	$0	$0	$0	$0	$0	$0	$0	$0
Community Invest. Tax IV	3,036	0	3,036	0	0	0	0	0	0	0
Financing	0	0	0	0	0	0	0	0	0	0
General Revenues-CW	0	0	0	0	0	0	0	0	0	0
General Revenues-R3M	0	0	0	0	0	0	0	0	0	0
General Revenues-UA	0	0	0	0	0	0	0	0	0	0
Grants & County Match	0	0	0	0	0	0	0	0	0	0
Impact Fees	4,800	563	4,237	0	0	0	0	0	0	0
Undetermined	0	0	0	0	0	0	0	0	0	0
Subtotal FY 26			$7,273	$0						
Total	**$7,836**	**$563**	**$7,273**		**$0**	**$0**	**$0**	**$0**	**$0**	**$0**

Uses of Funds (in $000s):	Total Estimated Cost	Prior Expenses	FY 26 Carryforward	FY 26 Additional	FY 27	FY 28	FY 29	FY 30	FY 31	Future
Capital [1]	$7,836	$563	$7,273	$0	$0	$0	$0	$0	$0	$0
Contributions [2]	0	0	0	0	0	0	0	0	0	0
Non-Capital [3]	0	0	0	0	0	0	0	0	0	0
Subtotal FY 26			$7,273	$0						
Total	**$7,836**	**$563**	**$7,273**		**$0**	**$0**	**$0**	**$0**	**$0**	**$0**

[1] Capital includes, but is not limited to, expenses related to capitalizable Development, Design, Land Acquisition, Equipment, Construction and Administration required to complete the project.
[2] Contributions includes, but is not limited to, funding through an agreement to other Government Agencies, Youth Organizations, Cultural Service Organizations and other Non-Profit Organizations.
[3] Non-Capital includes, but is not limited to, expenses related to Building Maintenance, Grounds & Landscaping Maintenance, Non-Capitalizable Equipment and other Professional Services.

PROJECT TITLE:
THONOTOSASSA FIRE STATION #21 REPLACEMENT
CIE REQUIREMENTS: N
LEVEL OF SERVICE IMPACT: N/A

PROJECT NUMBER: C91210000

PROGRAM: FIRE SERVICES

PROJECT DESCRIPTION:
Design and construct a new 2-Bay Thonotosassa Fire Station Replacement on previously acquired County-owned property located on the North-East intersection of Main Street and C.R. 579. This project is recommended by the Fire Rescue Department to enhance services in North-East Hillsborough County, replacing the 50-year old existing fire station at 11641 Flint Avenue, which is nearing the end of its life cycle. The project includes furniture, fixtures and equipment (FF&E).

Neighborhood Community Area:
Thonotosassa

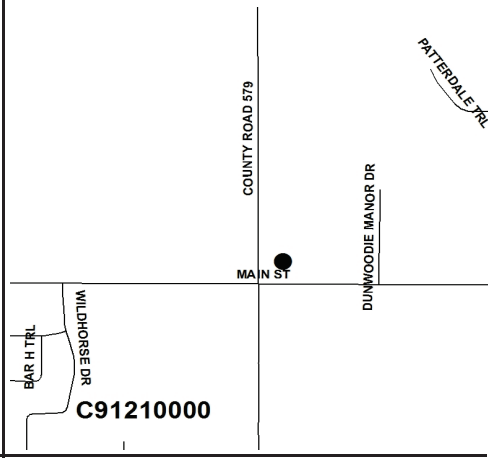

OPERATING COST IMPACT:
No significant change in operating cost is anticipated.

PROJECT COMPLETION DATE: Jun 2027

Sources of Funds (in $000s):	Total Estimated Sources	Prior Funding	FY 26 Carryforward	FY 26 Additional	FY 27	FY 28	FY 29	FY 30	FY 31	Future
ARP Funds	$0	$0	$0	$0	$0	$0	$0	$0	$0	$0
Community Invest. Tax IV	4,179	44	4,135	0	0	0	0	0	0	0
Financing	0	0	0	0	0	0	0	0	0	0
General Revenues-CW	0	0	0	0	0	0	0	0	0	0
General Revenues-R3M	0	0	0	0	0	0	0	0	0	0
General Revenues-UA	3,378	576	2,802	0	0	0	0	0	0	0
Grants & County Match	0	0	0	0	0	0	0	0	0	0
Impact Fees	0	0	0	0	0	0	0	0	0	0
Undetermined	0	0	0	0	0	0	0	0	0	0
Subtotal FY 26			$6,937	$0						
Total	**$7,557**	**$620**	**$6,937**		**$0**	**$0**	**$0**	**$0**	**$0**	**$0**

Uses of Funds (in $000s):	Total Estimated Cost	Prior Expenses	FY 26 Carryforward	FY 26 Additional	FY 27	FY 28	FY 29	FY 30	FY 31	Future
Capital [1]	$7,557	$620	$6,937	$0	$0	$0	$0	$0	$0	$0
Contributions [2]	0	0	0	0	0	0	0	0	0	0
Non-Capital [3]	0	0	0	0	0	0	0	0	0	0
Subtotal FY 26			$6,937	$0						
Total	**$7,557**	**$620**	**$6,937**		**$0**	**$0**	**$0**	**$0**	**$0**	**$0**

[1] Capital includes, but is not limited to, expenses related to capitalizable Development, Design, Land Acquisition, Equipment, Construction and Administration required to complete the project.
[2] Contributions includes, but is not limited to, funding through an agreement to other Government Agencies, Youth Organizations, Cultural Service Organizations and other Non-Profit Organizations.
[3] Non-Capital includes, but is not limited to, expenses related to Building Maintenance, Grounds & Landscaping Maintenance, Non-Capitalizable Equipment and other Professional Services.

PROJECT TITLE:
WEST HILLSBOROUGH FIRE STATION #20 REPLACEMENT
CIE REQUIREMENTS: N
LEVEL OF SERVICE IMPACT: N/A

PROJECT NUMBER: C91225000

PROGRAM: FIRE SERVICES

PROJECT DESCRIPTION:
Design and construct a new 3-Bay West Hillsborough Fire Station #20 Replacement on current site located at 7020 West Hillsborough Avenue. The station is at or near the end of its useful life and is dated in its design/features and requires increasing operating costs to maintain and keep functioning at the expected service level necessary to protect the citizens of Hillsborough County. The project includes furniture, fixtures and equipment (FF&E).

Neighborhood Community Area:
Town and Country

OPERATING COST IMPACT:
No significant change in operating cost is anticipated.

PROJECT COMPLETION DATE: Mar 2029

Sources of Funds (in $000s):	Total Estimated Sources	Prior Funding	FY 26 Carryforward	FY 26 Additional	FY 27	FY 28	FY 29	FY 30	FY 31	Future
ARP Funds	$0	$0	$0	$0	$0	$0	$0	$0	$0	$0
Community Invest. Tax IV	0	0	0	0	0	0	0	0	0	0
Financing	0	0	0	0	0	0	0	0	0	0
General Revenues-CW	0	0	0	0	0	0	0	0	0	0
General Revenues-R3M	0	0	0	0	0	0	0	0	0	0
General Revenues-UA	8,400	58	8,342	0	0	0	0	0	0	0
Grants & County Match	0	0	0	0	0	0	0	0	0	0
Impact Fees	0	0	0	0	0	0	0	0	0	0
Undetermined	0	0	0	0	0	0	0	0	0	0
Subtotal FY 26			$8,342	$0						
Total	**$8,400**	**$58**	**$8,342**		**$0**	**$0**	**$0**	**$0**	**$0**	**$0**

Uses of Funds (in $000s):	Total Estimated Cost	Prior Expenses	FY 26 Carryforward	FY 26 Additional	FY 27	FY 28	FY 29	FY 30	FY 31	Future
Capital [1]	$8,400	$58	$8,342	$0	$0	$0	$0	$0	$0	$0
Contributions [2]	0	0	0	0	0	0	0	0	0	0
Non-Capital [3]	0	0	0	0	0	0	0	0	0	0
Subtotal FY 26			$8,342	$0						
Total	**$8,400**	**$58**	**$8,342**		**$0**	**$0**	**$0**	**$0**	**$0**	**$0**

[1] Capital includes, but is not limited to, expenses related to capitalizable Development, Design, Land Acquisition, Equipment, Construction and Administration required to complete the project.
[2] Contributions includes, but is not limited to, funding through an agreement to other Government Agencies, Youth Organizations, Cultural Service Organizations and other Non-Profit Organizations.
[3] Non-Capital includes, but is not limited to, expenses related to Building Maintenance, Grounds & Landscaping Maintenance, Non-Capitalizable Equipment and other Professional Services.

Government Facilities Program

Hillsborough County Florida

For more information, contact the Management & Budget Department
(813) 272-5890 • HCFL.gov/Budget

GOVERNMENT FACILITIES PROGRAM
SOURCES AND USES OF FUNDS SUMMARY
(in thousands)

Sources of Funds:	TOTAL ESTIMATED SOURCES	PRIOR FUNDING	FY 26 Carryforward	FY 26 Additional	FY 27	FY 28	FY 29	FY 30	FY 31	FUTURE
ARP Funds	$5,010	$4,729	$281	$0	$0	$0	$0	$0	$0	$0
Community Invest. Tax I	377	377	0	0	0	0	0	0	0	0
Community Invest. Tax II	356	356	0	0	0	0	0	0	0	0
Community Invest. Tax III	1,152	575	577	0	0	0	0	0	0	0
Community Invest. Tax IV	24,831	12,552	12,279	0	0	0	0	0	0	0
Enterprise Fees	7,495	6,390	485	620	0	0	0	0	0	0
Financing	71,553	71,496	57	0	0	0	0	0	0	0
General Revenues-CW	200,334	51,052	90,839	50,231	2,738	1,738	1,738	1,000	1,000	0
General Revenues-R3M	134,679	47,168	27,235	27,889	28,487	1,950	1,950	0	0	0
General Revenues-UA	27,654	4,322	20,069	3,113	150	0	0	0	0	0
Grants & County Match	7,996	2,698	5,298	0	0	0	0	0	0	0
Library Fund	694	535	9	150	0	0	0	0	0	0
Other	2,252	0	2,250	2	0	0	0	0	0	0
Subtotal FY 26			$159,379	$82,004						
Total	**$484,382**	**$202,249**	**$241,383**		**$31,375**	**$3,688**	**$3,688**	**$1,000**	**$1,000**	**$0**

TOTAL FY 26 - FY 31 = $282,133

Uses of Funds:	TOTAL ESTIMATED COST	PRIOR EXPENSES	FY 26 Carryforward	FY 26 Additional	FY 27	FY 28	FY 29	FY 30	FY 31	FUTURE
Capital [1]	$171,873	$108,151	$46,290	$16,282	$1,150	$0	$0	$0	$0	$0
Contributions [2]	40,154	20,629	6,895	5,417	1,738	1,738	1,738	1,000	1,000	0
Non-Capital [3]	272,355	73,468	106,194	60,306	28,487	1,950	1,950	0	0	0
Subtotal FY 26			$159,379	$82,004						
Total	**$484,382**	**$202,249**	**$241,383**		**$31,375**	**$3,688**	**$3,688**	**$1,000**	**$1,000**	**$0**

TOTAL FY 26 - FY 31 = $282,133

[1] Capital includes, but is not limited to, expenses related to capitalizable Development, Design, Land Acquisition, Equipment, Construction and Administration required to complete the project.

[2] Contributions includes, but is not limited to, funding through an agreement to other Government Agencies, Youth Organizations, Cultural Service Organizations and other Non-Profit Organizations.

[3] Non-Capital includes, but is not limited to, expenses related to Building Maintenance, Grounds & Landscaping Maintenance, Non-Capitalizable Equipment and other Professional Services.

GOVERNMENT FACILITIES PROGRAM
COMPLETED AND CANCELED PROJECTS - FY 25

PROJECT NUMBER	PROJECT TITLE	ACTUAL/PROJECTED COMPLETION DATE (1)
COMPLETED PROJECTS		
C77851000	County Center Roof Fan Replacements (R3M)	Mar 2025
C77834000	County Center Roof Replacement	Jul 2025
C77864000	Edgecomb Courthouse Carpet Replacements (R3M)	Sep 2025
C77870000	La Paloma Head Start Facility Replacement	Aug 2025
C77878000	Outdoor Senior Fitness Zones	Oct 2024
C77884000	Roger Stewart Hurricane Curtain Replacement (R3M)	Sep 2025
C77915000	Soil And Water Conservation Board Roof Replacement	Dec 2024
C77891000	State Attorney Additional Conference Room	Mar 2025
CANCELED PROJECTS		
C77907000	Central Fleet Complex Painting	Canceled
C77865000	Roger Stewart Complex Carpet Replacements	Canceled

(1) - Includes projects anticipated to be completed by 9/30/25.

GOVERNMENT FACILITIES PROGRAM
PROJECTS SUMMARY SCHEDULE
(in thousands)

PROJECT NUMBER	PROJECT TITLE	TOTAL ESTIMATED COST	PRIOR EXPENSES	FY 26		FY 27	FY 28	FY 29	FY 30	FY 31	FUTURE	PROJECT COMPLETION DATE
				Carryforward	Additional							
C77930000	A Kids Place of Tampa Bay Capital Contribution	$301	$0	$151	$150	$0	$0	$0	$0	$0	$0	Contribution
C77886000	African American Arts & Cultural Center	15,502	1,476	12,024	2,002	0	0	0	0	0	0	TBD
C77932000*	Calhoun Head Start Modular Units Replacement	660	0	0	660	0	0	0	0	0	0	TBD
C77906000	Central Energy Plant Repairs and Major Service (R3M)	3,500	428	72	3,000	0	0	0	0	0	0	Sep 2026
C77855000	Children's Services Facility	525	29	496	0	0	0	0	0	0	0	TBD
C77941000*	Clerk Records Warehouse HVAC Replacement (R3M)	1,000	0	0	1,000	0	0	0	0	0	0	Sep 2027
C77879000	Community Based Step-Down Facility - ARP Act 3 Funds	5,010	4,729	281	0	0	0	0	0	0	0	Jun 2026
C77908000	Community Based Step-Down Facility Renovations (R3M)	500	284	216	0	0	0	0	0	0	0	Jun 2026
C77832002	Consolidated & Hardened Maintenance Facilities - East Service Unit	32,210	30,641	886	683	0	0	0	0	0	0	Post Construction
C77829000	County Center Air Handler Replacements	13,400	10,435	2,965	0	0	0	0	0	0	0	Feb 2027
C77875000	County Center Carpet Replacement (R3M)	900	492	408	0	0	0	0	0	0	0	Sep 2026
C77851000	County Center Roof Fan Replacements (R3M)	450	436	14	0	0	0	0	0	0	0	Post Construction
C77834000	County Center Roof Replacement	2,650	2,160	490	0	0	0	0	0	0	0	Post Construction
C77919000	County Center Waterproofing	2,000	0	2,000	0	0	0	0	0	0	0	TBD
C77910000	Countywide Flooring Replacement (R3M) (MP)	750	425	25	300	0	0	0	0	0	0	Ongoing
C77938000*	Countywide HVAC Replacements (R3M) (MP)	2,000	0	0	2,000	0	0	0	0	0	0	Ongoing
C77867000	Countywide Painting (R3M) (MP)	600	194	406	0	0	0	0	0	0	0	Ongoing
C77866000	Countywide Parking Lot and Pavement Renovations (R3M) (MP)	1,050	924	126	0	0	0	0	0	0	0	Ongoing
CM1200000	Countywide R3M Program (MP)	56,325	21,544	12,688	5,080	17,014	0	0	0	0	0	Ongoing
C77896000	Courthouse Access Control - Various Location (MP)	750	520	230	0	0	0	0	0	0	0	Ongoing
C77847000	Courthouse Land Acquisition	2,932	2,682	250	0	0	0	0	0	0	0	Post Construction
C77926000	Cuban Civic Club Capital Contribution	350	100	150	100	0	0	0	0	0	0	Contribution
C77911000	Downtown Elevator Modernization (R3M) (MP)	9,100	23	2,477	3,000	1,200	1,200	1,200	0	0	0	Ongoing
C77864000	Edgecomb Courthouse Carpet Replacements (R3M)	500	217	283	0	0	0	0	0	0	0	Post Construction
C77946000*	Edgecomb Courthouse Judge's Chambers Renovations (R3M)	300	0	0	300	0	0	0	0	0	0	Sep 2026
C77881000	Edgecomb Courthouse Lighting Control and Replacement (R3M)	1,050	786	264	0	0	0	0	0	0	0	Sep 2026
C77942000*	Edgecomb Courthouse Roof Replacement (R3M)	1,600	0	0	1,600	0	0	0	0	0	0	Sep 2027
C77841000	Emergency Generators at Various Locations (MP)	20,376	14,950	2,427	3,000	0	0	0	0	0	0	Ongoing
C77934000*	EPC Complex Building Waterproofing (R3M)	850	0	0	850	0	0	0	0	0	0	Sep 2027
C77824000	ERP System Enhancements	22,534	13,550	11,984	(3,000)	0	0	0	0	0	0	TBD
C77927000	Faith Action Ministry Alliance Capital Contribution	250	0	250	0	0	0	0	0	0	0	Contribution
C77880000	Falkenburg Clerk Generator Replacement (R3M)	2,500	27	1,223	1,250	0	0	0	0	0	0	Sep 2026
C77860000	Falkenburg Rd Clerk Warehouse Air Handler & Chiller Replacement (R3M)	1,750	211	1,039	500	0	0	0	0	0	0	Sep 2026
C77859000	Film Studio / Film School	2,000	0	2,000	0	0	0	0	0	0	0	TBD

GOVERNMENT FACILITIES PROGRAM
PROJECTS SUMMARY SCHEDULE
(in thousands)

PROJECT NUMBER	PROJECT TITLE	TOTAL ESTIMATED COST	PRIOR EXPENSES	FY 26		FY 27	FY 28	FY 29	FY 30	FY 31	FUTURE	PROJECT COMPLETION DATE
				Carryforward	Additional							
C77885000**	Former Department of Juvenile Justice Site Renovations (R3M)	500	123	377	0	0	0	0	0	0	0	Sep 2026
C77948000*	Gracepoint Mariposa Women's Psychiatric Hospital	950	0	0	238	238	238	238	0	0	0	Contribution
C77818000	Hanna Facility Repurpose	700	571	129	0	0	0	0	0	0	0	Post Construction
C77940000*	Hanna Road Facility Generator Replacement (R3M)	750	0	0	750	0	0	0	0	0	0	Sep 2026
C77939000*	Hanna Road Facility HVAC Replacements (R3M)	2,000	0	0	2,000	0	0	0	0	0	0	Sep 2026
C77949000*	Healthcare Workforce Affordable Housing - TGH and USF	2,000	0	0	500	500	500	500	0	0	0	Contribution
C77951000*	Highland Pines Outreach Center Capital Contribution	100	0	0	100	0	0	0	0	0	0	Contribution
C77899000	Historic 1914 School in Plant City Capital Improvements	1,750	1,500	250	0	0	0	0	0	0	0	Contribution
C77796000	Historic Preservation Matching Fund Program (MP)	19,414	10,421	2,993	1,000	1,000	1,000	1,000	1,000	1,000	0	Ongoing
C77710000	Indoor Air Quality Measures / Environmental Remediation (MP)	1,530	928	602	0	0	0	0	0	0	0	Ongoing
C77897000	Jail Maintenance	50,000	10,000	25,000	15,000	0	0	0	0	0	0	Ongoing
C77870000	La Paloma Head Start Facility Replacement	4,900	3,697	1,203	0	0	0	0	0	0	0	Post Construction
C77952000*	Lighthouse Gospel Mission & Faith Home Capital Contribution	100	0	0	100	0	0	0	0	0	0	Contribution
C77929000	Meacham Urban Farm Capital Contribution	125	0	125	0	0	0	0	0	0	0	Contribution
C77933000*	Medical Examiner Chiller Replacements (R3M)	1,000	0	0	1,000	0	0	0	0	0	0	Sep 2026
C77921000	Medical Examiner Facility Expansion	11,500	0	8,000	3,500	0	0	0	0	0	0	TBD
C77913000	Medical Examiner Morgue Cooler Replacement	3,300	91	2,209	1,000	0	0	0	0	0	0	Oct 2027
C77903000	MOSI Chiller Replacement-County Occupied West Bldg (R3M)	950	720	230	0	0	0	0	0	0	0	Sep 2026
C77905000	MOSI Concrete Tile Roof Replacement-County Occupied West Bldg(R3M)	250	0	250	0	0	0	0	0	0	0	Sep 2026
C77917000	MOSI Dome Roof and Waterproofing (R3M)	750	145	605	0	0	0	0	0	0	0	Sep 2026
C77950000*	MOSI East Building Demolition	1,000	0	0	1,000	0	0	0	0	0	0	Oct 2026
C77937000*	MOSI HVAC Controls Replacement (R3M)	750	0	0	750	0	0	0	0	0	0	Sep 2027
C77904000	MOSI Vegetative Roof Replacement-County Occupied West Bldg (R3M)	350	0	350	0	0	0	0	0	0	0	Sep 2026
C77854000	New Adult Day Health Services Center - South County	3,230	0	3,230	0	0	0	0	0	0	0	TBD
C77916000	Parking Garage Door Replacement and Repairs (R3M) (MP)	250	0	250	0	0	0	0	0	0	0	Dec 2026
C77894000	Pat Frank Court Building Court Rooms	2,293	448	1,845	0	0	0	0	0	0	0	Oct 2026
C77944000*	Pat Frank Court Building Flooring Replacement (R3M)	3,000	0	0	750	750	750	750	0	0	0	Sep 2027
C77943000*	Pat Frank Court Building Roof Replacement (R3M)	2,000	0	0	2,000	0	0	0	0	0	0	Sep 2027
C77931000	Pepin Academies Capital Contribution	150	0	150	0	0	0	0	0	0	0	Contribution
C77922000	Pet Resources Facility Replacement	8,000	3	2,997	5,000	0	0	0	0	0	0	TBD
C77935000*	Premiere Drive Emergency Generator Replacement (R3M)	600	0	0	600	0	0	0	0	0	0	Sep 2026
C77936000*	Premiere Drive HVAC Replacement (R3M)	500	0	0	500	0	0	0	0	0	0	Sep 2026
C77925000	PSOC HVAC Chillers Replacement (R3M)	750	0	750	0	0	0	0	0	0	0	Mar 2026
C70000000	Public Art Program (MP)	7,010	4,166	2,343	500	0	0	0	0	0	0	Ongoing
C77892000	Public Defender First Floor Security Lobby	900	37	763	100	0	0	0	0	0	0	Feb 2028

GOVERNMENT FACILITIES PROGRAM
PROJECTS SUMMARY SCHEDULE
(in thousands)

PROJECT NUMBER	PROJECT TITLE	TOTAL ESTIMATED COST	PRIOR EXPENSES	FY 26		FY 27	FY 28	FY 29	FY 30	FY 31	FUTURE	PROJECT COMPLETION DATE
				Carryforward	Additional							
C77893000	Public Defender Office Renovations	2,750	133	2,367	250	0	0	0	0	0	0	Jun 2028
C77857000	Security Enhancements at County Facilities (MP)	7,425	2,749	2,176	1,500	1,000	0	0	0	0	0	Ongoing
C77920000	Sheriff's Operations Center Relocation	70,009	24,168	30,057	15,784	0	0	0	0	0	0	TBD
C77902000	Sheriff's Training Facility	15,100	12,519	2,581	0	0	0	0	0	0	0	TBD
C77889000	Solar Projects Various Buildings Phase 2 (MP)	1,950	80	570	1,150	150	0	0	0	0	0	Ongoing
C77914000	Soul Walk African American Heritage Trail - Public Art on Franklin Street	250	0	250	0	0	0	0	0	0	0	Contribution
C77840000	South County Cultural Arts Center	350	10	340	0	0	0	0	0	0	0	TBD
C77945000*	Surplus Warehouse Roof Replacement (R3M)	500	0	0	500	0	0	0	0	0	0	Sep 2026
C77890000	Tampa Bay Water Land Acquisition	4,670	2,899	1,771	0	0	0	0	0	0	0	Dec 2026
C77918000	Tax Collector Capital Improvements	3,000	0	2,000	1,000	0	0	0	0	0	0	TBD
C77953000*	The Skills Center, Inc. Capital Contribution	229	0	0	229	0	0	0	0	0	0	Contribution
C77912000	Unincorporated Flooring Replacement (R3M) (MP)	200	0	200	0	0	0	0	0	0	0	Ongoing
C77947000*	Unincorporated HVAC Replacements (R3M) (MP)	1,000	0	0	1,000	0	0	0	0	0	0	Ongoing
C77869000	Unincorporated Painting Multiple Buildings (R3M) (MP)	900	447	453	0	0	0	0	0	0	0	Ongoing
C77868000	Unincorporated Parking Lot and Pavement Renovations (R3M) (MP)	2,400	1,582	818	0	0	0	0	0	0	0	Ongoing
CM1300000	Unincorporated R3M Program (MP)	31,773	17,518	3,004	1,729	9,523	0	0	0	0	0	Ongoing
C77806000	West Tampa Community Resource Center	2,000	0	2,000	0	0	0	0	0	0	0	TBD
C77928000	Wimauma Community Center - Enterprising Latinas	150	0	150	0	0	0	0	0	0	0	Contribution
C77909000	Zack Street Parking Garage Fire Pump Replacement (R3M)	200	35	165	0	0	0	0	0	0	0	Dec 2025
	Subtotal FY 26			$159,379	$82,004							
	Total Government Facilities Program	$484,382	$202,249	$241,383		$31,375	$3,688	$3,688	$1,000	$1,000	$0	

TOTAL FY 26 - FY 31 = $282,133

* New Project TBD - To Be Determined

(MP) - Master Project - A listing of sub-projects under this master project will appear in the Appendix section of the CIP document.

Note: Some projects have "Post Construction" in the Project Completion Date column. These projects have finished their primary construction phases and may have been placed in use; nevertheless, these projects still have unspent balances that are earmarked for post-construction project costs.

** - Formerly known as Human Development Center Renovations (R3M)

PROJECT TITLE:
A KIDS PLACE OF TAMPA BAY CAPITAL CONTRIBUTION

PROJECT NUMBER: C77930000

CIE REQUIREMENTS: N

LEVEL OF SERVICE IMPACT: N/A

PROGRAM: GOVERNMENT FACILITIES

PROJECT DESCRIPTION:
Construction of two restrooms adjacent to the pool area for the new children's activity center. This will enhance the recreational and educational facilities for youth in foster care within Hillsborough County.

OPERATING COST IMPACT:
There will be no operating cost impact to the County.

PROJECT COMPLETION DATE: Contribution

Neighborhood Community Area:
Brandon

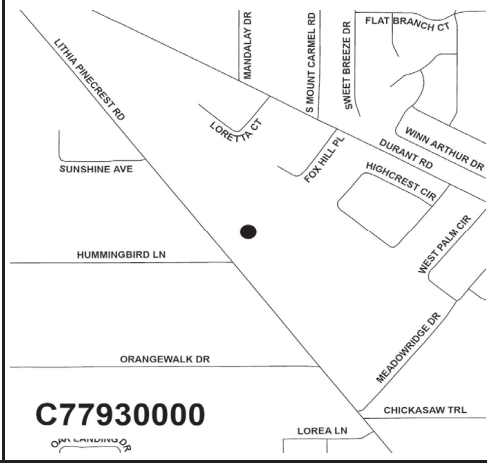

Sources of Funds (in $000s):	Total Estimated Sources	Prior Funding	FY 26 Carryforward	FY 26 Additional	FY 27	FY 28	FY 29	FY 30	FY 31	Future
ARP Funds	$0	$0	$0	$0	$0	$0	$0	$0	$0	$0
Community Invest. Tax I	0	0	0	0	0	0	0	0	0	0
Community Invest. Tax II	0	0	0	0	0	0	0	0	0	0
Community Invest. Tax III	0	0	0	0	0	0	0	0	0	0
Community Invest. Tax IV	0	0	0	0	0	0	0	0	0	0
Enterprise Fees	0	0	0	0	0	0	0	0	0	0
Financing	0	0	0	0	0	0	0	0	0	0
General Revenues-CW	301	0	151	150	0	0	0	0	0	0
General Revenues-R3M	0	0	0	0	0	0	0	0	0	0
General Revenues-UA	0	0	0	0	0	0	0	0	0	0
Grants & County Match	0	0	0	0	0	0	0	0	0	0
Library Fund	0	0	0	0	0	0	0	0	0	0
Other	0	0	0	0	0	0	0	0	0	0
Undetermined	0	0	0	0	0	0	0	0	0	0
Subtotal FY 26			$151	$150						
Total	**$301**	**$0**	**$301**		**$0**	**$0**	**$0**	**$0**	**$0**	**$0**

Uses of Funds (in $000s):	Total Estimated Cost	Prior Expenses	FY 26 Carryforward	FY 26 Additional	FY 27	FY 28	FY 29	FY 30	FY 31	Future
Capital [1]	$0	$0	$0	$0	$0	$0	$0	$0	$0	$0
Contributions [2]	301	0	151	150	0	0	0	0	0	0
Non-Capital [3]	0	0	0	0	0	0	0	0	0	0
Subtotal FY 26			$151	$150						
Total	**$301**	**$0**	**$301**		**$0**	**$0**	**$0**	**$0**	**$0**	**$0**

[1] Capital includes, but is not limited to, expenses related to capitalizable Development, Design, Land Acquisition, Equipment, Construction and Administration required to complete the project.
[2] Contributions includes, but is not limited to, funding through an agreement to other Government Agencies, Youth Organizations, Cultural Service Organizations and other Non-Profit Organizations.
[3] Non-Capital includes, but is not limited to, expenses related to Building Maintenance, Grounds & Landscaping Maintenance, Non-Capitalizable Equipment and other Professional Services.

PROJECT TITLE:
AFRICAN AMERICAN ARTS & CULTURAL CENTER

PROJECT NUMBER: C77886000

CIE REQUIREMENTS: N

LEVEL OF SERVICE IMPACT: N/A

PROGRAM: GOVERNMENT FACILITIES

PROJECT DESCRIPTION:
Design of a new 50,000 sq ft African American Arts and Cultural Center, to be located on the BOCC-designated County-owned property at 2103 N. Rome Avenue, Tampa FL 33609 (known as the West Tampa Resource/Service Center). The existing buildings on the property are anticipated to be demolished and replaced by the new facility. Construction funding is anticipated in the future.

OPERATING COST IMPACT:
To be determined.

PROJECT COMPLETION DATE: TBD

Neighborhood Community Area:
City of Tampa

Sources of Funds (in $000s):	Total Estimated Sources	Prior Funding	FY 26 Carryforward	FY 26 Additional	FY 27	FY 28	FY 29	FY 30	FY 31	Future
ARP Funds	$0	$0	$0	$0	$0	$0	$0	$0	$0	$0
Community Invest. Tax I	0	0	0	0	0	0	0	0	0	0
Community Invest. Tax II	0	0	0	0	0	0	0	0	0	0
Community Invest. Tax III	0	0	0	0	0	0	0	0	0	0
Community Invest. Tax IV	4,000	21	3,979	0	0	0	0	0	0	0
Enterprise Fees	0	0	0	0	0	0	0	0	0	0
Financing	0	0	0	0	0	0	0	0	0	0
General Revenues-CW	4,500	3	2,497	2,000	0	0	0	0	0	0
General Revenues-R3M	0	0	0	0	0	0	0	0	0	0
General Revenues-UA	0	0	0	0	0	0	0	0	0	0
Grants & County Match	6,750	1,452	5,298	0	0	0	0	0	0	0
Library Fund	0	0	0	0	0	0	0	0	0	0
Other	252	0	250	2	0	0	0	0	0	0
Undetermined	0	0	0	0	0	0	0	0	0	0
Subtotal FY 26			$12,024	$2,002						
Total	**$15,502**	**$1,476**	**$14,026**		**$0**	**$0**	**$0**	**$0**	**$0**	**$0**

Uses of Funds (in $000s):	Total Estimated Cost	Prior Expenses	FY 26 Carryforward	FY 26 Additional	FY 27	FY 28	FY 29	FY 30	FY 31	Future
Capital [1]	$15,500	$1,475	$12,024	$2,002	$0	$0	$0	$0	$0	$0
Contributions [2]	0	0	0	0	0	0	0	0	0	0
Non-Capital [3]	1	1	0	0	0	0	0	0	0	0
Subtotal FY 26			$12,024	$2,002						
Total	**$15,502**	**$1,476**	**$14,026**		**$0**	**$0**	**$0**	**$0**	**$0**	**$0**

[1] Capital includes, but is not limited to, expenses related to capitalizable Development, Design, Land Acquisition, Equipment, Construction and Administration required to complete the project.
[2] Contributions includes, but is not limited to, funding through an agreement to other Government Agencies, Youth Organizations, Cultural Service Organizations and other Non-Profit Organizations.
[3] Non-Capital includes, but is not limited to, expenses related to Building Maintenance, Grounds & Landscaping Maintenance, Non-Capitalizable Equipment and other Professional Services.

PROJECT TITLE:
CALHOUN HEAD START MODULAR UNITS REPLACEMENT
CIE REQUIREMENTS: N
LEVEL OF SERVICE IMPACT: N/A

PROJECT NUMBER: C77932000

PROGRAM: GOVERNMENT FACILITIES

PROJECT DESCRIPTION:
Replace three modular units at Calhoun Head Start (2911 East Henry Avenue Tampa FL, 33100). The existing three units have exceeded their useful life (over 30 years old).

Neighborhood Community Area:
City of Tampa

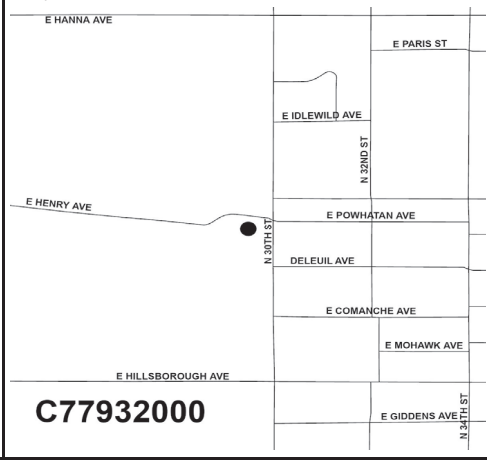

OPERATING COST IMPACT:
No significant change in operating cost is anticipated.

PROJECT COMPLETION DATE: TBD

Sources of Funds (in $000s):	Total Estimated Sources	Prior Funding	FY 26 Carryforward	FY 26 Additional	FY 27	FY 28	FY 29	FY 30	FY 31	Future
ARP Funds	$0	$0	$0	$0	$0	$0	$0	$0	$0	$0
Community Invest. Tax I	0	0	0	0	0	0	0	0	0	0
Community Invest. Tax II	0	0	0	0	0	0	0	0	0	0
Community Invest. Tax III	0	0	0	0	0	0	0	0	0	0
Community Invest. Tax IV	0	0	0	0	0	0	0	0	0	0
Enterprise Fees	0	0	0	0	0	0	0	0	0	0
Financing	0	0	0	0	0	0	0	0	0	0
General Revenues-CW	660	0	0	660	0	0	0	0	0	0
General Revenues-R3M	0	0	0	0	0	0	0	0	0	0
General Revenues-UA	0	0	0	0	0	0	0	0	0	0
Grants & County Match	0	0	0	0	0	0	0	0	0	0
Library Fund	0	0	0	0	0	0	0	0	0	0
Other	0	0	0	0	0	0	0	0	0	0
Undetermined	0	0	0	0	0	0	0	0	0	0
Subtotal FY 26			$0	$660						
Total	**$660**	**$0**	**$660**		**$0**	**$0**	**$0**	**$0**	**$0**	**$0**

Uses of Funds (in $000s):	Total Estimated Cost	Prior Expenses	FY 26 Carryforward	FY 26 Additional	FY 27	FY 28	FY 29	FY 30	FY 31	Future
Capital [1]	$660	$0	$0	$660	$0	$0	$0	$0	$0	$0
Contributions [2]	0	0	0	0	0	0	0	0	0	0
Non-Capital [3]	0	0	0	0	0	0	0	0	0	0
Subtotal FY 26			$0	$660						
Total	**$660**	**$0**	**$660**		**$0**	**$0**	**$0**	**$0**	**$0**	**$0**

[1] Capital includes, but is not limited to, expenses related to capitalizable Development, Design, Land Acquisition, Equipment, Construction and Administration required to complete the project.
[2] Contributions includes, but is not limited to, funding through an agreement to other Government Agencies, Youth Organizations, Cultural Service Organizations and other Non-Profit Organizations.
[3] Non-Capital includes, but is not limited to, expenses related to Building Maintenance, Grounds & Landscaping Maintenance, Non-Capitalizable Equipment and other Professional Services.

PROJECT TITLE:
CENTRAL ENERGY PLANT REPAIRS AND MAJOR SERVICE (R3M)
CIE REQUIREMENTS: N
LEVEL OF SERVICE IMPACT: N/A

PROJECT NUMBER: C77906000

PROGRAM: GOVERNMENT FACILITIES

PROJECT DESCRIPTION:
Project is for the replacement of end of life components and performance of major maintenance to the chiller plant servicing downtown County facilities.

Neighborhood Community Area:
City of Tampa

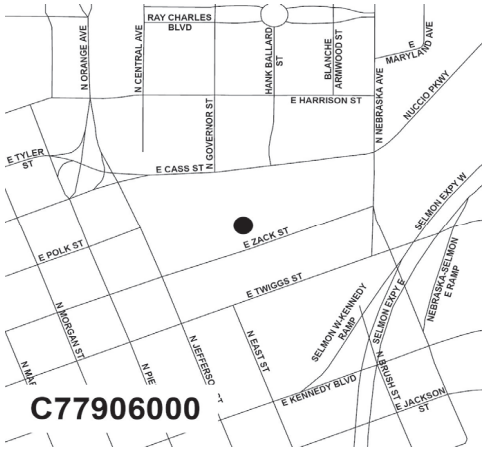

OPERATING COST IMPACT:
No significant change in operating cost is anticipated.

PROJECT COMPLETION DATE: Sep 2026

Sources of Funds (in $000s):	Total Estimated Sources	Prior Funding	FY 26 Carryforward	FY 26 Additional	FY 27	FY 28	FY 29	FY 30	FY 31	Future
ARP Funds	$0	$0	$0	$0	$0	$0	$0	$0	$0	$0
Community Invest. Tax I	0	0	0	0	0	0	0	0	0	0
Community Invest. Tax II	0	0	0	0	0	0	0	0	0	0
Community Invest. Tax III	0	0	0	0	0	0	0	0	0	0
Community Invest. Tax IV	0	0	0	0	0	0	0	0	0	0
Enterprise Fees	0	0	0	0	0	0	0	0	0	0
Financing	0	0	0	0	0	0	0	0	0	0
General Revenues-CW	1,500	0	0	1,500	0	0	0	0	0	0
General Revenues-R3M	2,000	428	72	1,500	0	0	0	0	0	0
General Revenues-UA	0	0	0	0	0	0	0	0	0	0
Grants & County Match	0	0	0	0	0	0	0	0	0	0
Library Fund	0	0	0	0	0	0	0	0	0	0
Other	0	0	0	0	0	0	0	0	0	0
Undetermined	0	0	0	0	0	0	0	0	0	0
Subtotal FY 26			$72	$3,000						
Total	**$3,500**	**$428**	**$3,072**		**$0**	**$0**	**$0**	**$0**	**$0**	**$0**

Uses of Funds (in $000s):	Total Estimated Cost	Prior Expenses	FY 26 Carryforward	FY 26 Additional	FY 27	FY 28	FY 29	FY 30	FY 31	Future
Capital [1]	$0	$0	$0	$0	$0	$0	$0	$0	$0	$0
Contributions [2]	0	0	0	0	0	0	0	0	0	0
Non-Capital [3]	3,500	428	72	3,000	0	0	0	0	0	0
Subtotal FY 26			$72	$3,000						
Total	**$3,500**	**$428**	**$3,072**		**$0**	**$0**	**$0**	**$0**	**$0**	**$0**

[1] Capital includes, but is not limited to, expenses related to capitalizable Development, Design, Land Acquisition, Equipment, Construction and Administration required to complete the project.
[2] Contributions includes, but is not limited to, funding through an agreement to other Government Agencies, Youth Organizations, Cultural Service Organizations and other Non-Profit Organizations.
[3] Non-Capital includes, but is not limited to, expenses related to Building Maintenance, Grounds & Landscaping Maintenance, Non-Capitalizable Equipment and other Professional Services.

PROJECT TITLE:
CHILDREN'S SERVICES FACILITY
CIE REQUIREMENTS: N
LEVEL OF SERVICE IMPACT: N/A

PROJECT NUMBER: C77855000

PROGRAM: GOVERNMENT FACILITIES

PROJECT DESCRIPTION:
The project will provide planning and design in support of a future relocated Children's Services program needs.

Neighborhood Community Area:
Greater Carrollwood Northdale

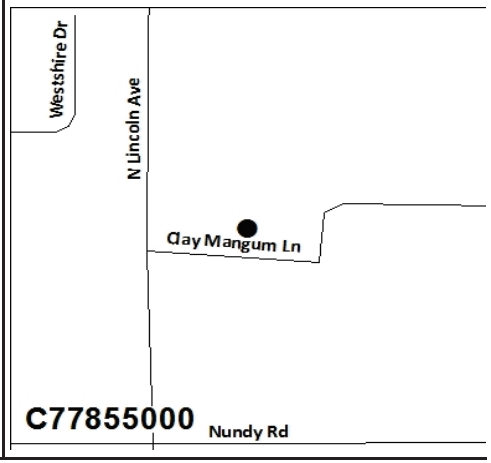

OPERATING COST IMPACT:
To be determined.

PROJECT COMPLETION DATE: TBD

Sources of Funds (in $000s):	Total Estimated Sources	Prior Funding	FY 26 Carryforward	FY 26 Additional	FY 27	FY 28	FY 29	FY 30	FY 31	Future
ARP Funds	$0	$0	$0	$0	$0	$0	$0	$0	$0	$0
Community Invest. Tax I	0	0	0	0	0	0	0	0	0	0
Community Invest. Tax II	0	0	0	0	0	0	0	0	0	0
Community Invest. Tax III	0	0	0	0	0	0	0	0	0	0
Community Invest. Tax IV	0	0	0	0	0	0	0	0	0	0
Enterprise Fees	0	0	0	0	0	0	0	0	0	0
Financing	0	0	0	0	0	0	0	0	0	0
General Revenues-CW	525	29	496	0	0	0	0	0	0	0
General Revenues-R3M	0	0	0	0	0	0	0	0	0	0
General Revenues-UA	0	0	0	0	0	0	0	0	0	0
Grants & County Match	0	0	0	0	0	0	0	0	0	0
Library Fund	0	0	0	0	0	0	0	0	0	0
Other	0	0	0	0	0	0	0	0	0	0
Undetermined	0	0	0	0	0	0	0	0	0	0
Subtotal FY 26			$496	$0						
Total	**$525**	**$29**	**$496**		**$0**	**$0**	**$0**	**$0**	**$0**	**$0**

Uses of Funds (in $000s):	Total Estimated Cost	Prior Expenses	FY 26 Carryforward	FY 26 Additional	FY 27	FY 28	FY 29	FY 30	FY 31	Future
Capital [1]	$29	$29	$0	$0	$0	$0	$0	$0	$0	$0
Contributions [2]	0	0	0	0	0	0	0	0	0	0
Non-Capital [3]	496	0	496	0	0	0	0	0	0	0
Subtotal FY 26			$496	$0						
Total	**$525**	**$29**	**$496**		**$0**	**$0**	**$0**	**$0**	**$0**	**$0**

[1] Capital includes, but is not limited to, expenses related to capitalizable Development, Design, Land Acquisition, Equipment, Construction and Administration required to complete the project.
[2] Contributions includes, but is not limited to, funding through an agreement to other Government Agencies, Youth Organizations, Cultural Service Organizations and other Non-Profit Organizations.
[3] Non-Capital includes, but is not limited to, expenses related to Building Maintenance, Grounds & Landscaping Maintenance, Non-Capitalizable Equipment and other Professional Services.

PROJECT TITLE:
CLERK RECORDS WAREHOUSE HVAC REPLACEMENT (R3M)
CIE REQUIREMENTS: N
LEVEL OF SERVICE IMPACT: N/A

PROJECT NUMBER: C77941000

PROGRAM: GOVERNMENT FACILITIES

PROJECT DESCRIPTION:
Project is to replace the air handlers serving the Clerk Records Warehouse located at the Falkenburg complex north building that have reached their life expectancy.

Neighborhood Community Area:
Brandon

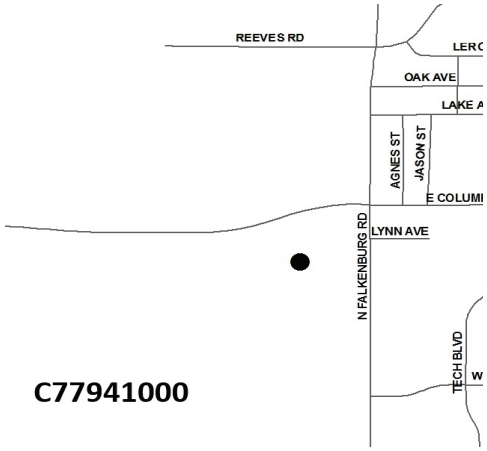

OPERATING COST IMPACT:
No significant change in operating cost is anticipated.

PROJECT COMPLETION DATE: Sep 2027

Sources of Funds (in $000s):	Total Estimated Sources	Prior Funding	FY 26 Carryforward	FY 26 Additional	FY 27	FY 28	FY 29	FY 30	FY 31	Future
ARP Funds	$0	$0	$0	$0	$0	$0	$0	$0	$0	$0
Community Invest. Tax I	0	0	0	0	0	0	0	0	0	0
Community Invest. Tax II	0	0	0	0	0	0	0	0	0	0
Community Invest. Tax III	0	0	0	0	0	0	0	0	0	0
Community Invest. Tax IV	0	0	0	0	0	0	0	0	0	0
Enterprise Fees	0	0	0	0	0	0	0	0	0	0
Financing	0	0	0	0	0	0	0	0	0	0
General Revenues-CW	0	0	0	0	0	0	0	0	0	0
General Revenues-R3M	1,000	0	0	1,000	0	0	0	0	0	0
General Revenues-UA	0	0	0	0	0	0	0	0	0	0
Grants & County Match	0	0	0	0	0	0	0	0	0	0
Library Fund	0	0	0	0	0	0	0	0	0	0
Other	0	0	0	0	0	0	0	0	0	0
Undetermined	0	0	0	0	0	0	0	0	0	0
Subtotal FY 26			$0	$1,000						
Total	**$1,000**	**$0**	**$1,000**		**$0**	**$0**	**$0**	**$0**	**$0**	**$0**

Uses of Funds (in $000s):	Total Estimated Cost	Prior Expenses	FY 26 Carryforward	FY 26 Additional	FY 27	FY 28	FY 29	FY 30	FY 31	Future
Capital [1]	$0	$0	$0	$0	$0	$0	$0	$0	$0	$0
Contributions [2]	0	0	0	0	0	0	0	0	0	0
Non-Capital [3]	1,000	0	0	1,000	0	0	0	0	0	0
Subtotal FY 26			$0	$1,000						
Total	**$1,000**	**$0**	**$1,000**		**$0**	**$0**	**$0**	**$0**	**$0**	**$0**

[1] Capital includes, but is not limited to, expenses related to capitalizable Development, Design, Land Acquisition, Equipment, Construction and Administration required to complete the project.
[2] Contributions includes, but is not limited to, funding through an agreement to other Government Agencies, Youth Organizations, Cultural Service Organizations and other Non-Profit Organizations.
[3] Non-Capital includes, but is not limited to, expenses related to Building Maintenance, Grounds & Landscaping Maintenance, Non-Capitalizable Equipment and other Professional Services.

PROJECT TITLE:
COMMUNITY BASED STEP-DOWN FACILITY - ARP ACT 3 FUNDS
CIE REQUIREMENTS: N
LEVEL OF SERVICE IMPACT: N/A

PROJECT NUMBER: C77879000

PROGRAM: GOVERNMENT FACILITIES

PROJECT DESCRIPTION:
This project will renovate the former Sheriff's Work Release Center located at 1800 Orient Road to offer comprehensive services for participants exiting the local County jail who suffer from substance abuse and behavioral health related issues. The program would provide wrap-around services and ensure participants receive a warm hand off from exiting the jail to the step-down facility. A local community treatment provider will serve as the lead entity for the project along with support from other local nonprofit providers.

Neighborhood Community Area:
City of Tampa

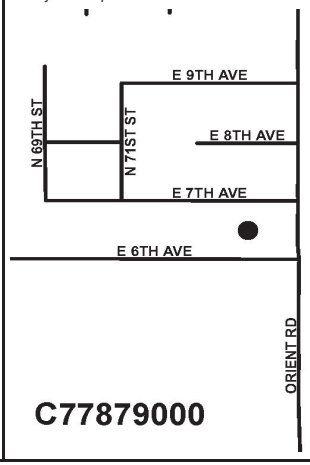

OPERATING COST IMPACT:
To be determined.

PROJECT COMPLETION DATE: Jun 2026

Sources of Funds (in $000s):	Total Estimated Sources	Prior Funding	FY 26 Carryforward	FY 26 Additional	FY 27	FY 28	FY 29	FY 30	FY 31	Future
ARP Funds	$5,010	$4,729	$281	$0	$0	$0	$0	$0	$0	$0
Community Invest. Tax I	0	0	0	0	0	0	0	0	0	0
Community Invest. Tax II	0	0	0	0	0	0	0	0	0	0
Community Invest. Tax III	0	0	0	0	0	0	0	0	0	0
Community Invest. Tax IV	0	0	0	0	0	0	0	0	0	0
Enterprise Fees	0	0	0	0	0	0	0	0	0	0
Financing	0	0	0	0	0	0	0	0	0	0
General Revenues-CW	0	0	0	0	0	0	0	0	0	0
General Revenues-R3M	0	0	0	0	0	0	0	0	0	0
General Revenues-UA	0	0	0	0	0	0	0	0	0	0
Grants & County Match	0	0	0	0	0	0	0	0	0	0
Library Fund	0	0	0	0	0	0	0	0	0	0
Other	0	0	0	0	0	0	0	0	0	0
Undetermined	0	0	0	0	0	0	0	0	0	0
Subtotal FY 26			$281	$0						
Total	**$5,010**	**$4,729**	**$281**		**$0**	**$0**	**$0**	**$0**	**$0**	**$0**

Uses of Funds (in $000s):	Total Estimated Cost	Prior Expenses	FY 26 Carryforward	FY 26 Additional	FY 27	FY 28	FY 29	FY 30	FY 31	Future
Capital [1]	$5,010	$4,729	$281	$0	$0	$0	$0	$0	$0	$0
Contributions [2]	0	0	0	0	0	0	0	0	0	0
Non-Capital [3]	0	0	0	0	0	0	0	0	0	0
Subtotal FY 26			$281	$0						
Total	**$5,010**	**$4,729**	**$281**		**$0**	**$0**	**$0**	**$0**	**$0**	**$0**

[1] Capital includes, but is not limited to, expenses related to capitalizable Development, Design, Land Acquisition, Equipment, Construction and Administration required to complete the project.
[2] Contributions includes, but is not limited to, funding through an agreement to other Government Agencies, Youth Organizations, Cultural Service Organizations and other Non-Profit Organizations.
[3] Non-Capital includes, but is not limited to, expenses related to Building Maintenance, Grounds & Landscaping Maintenance, Non-Capitalizable Equipment and other Professional Services.

PROJECT TITLE:
COMMUNITY BASED STEP-DOWN FACILITY RENOVATIONS (R3M)
CIE REQUIREMENTS: N
LEVEL OF SERVICE IMPACT: N/A

PROJECT NUMBER: C77908000

PROGRAM: GOVERNMENT FACILITIES

PROJECT DESCRIPTION:
Renovations to existing end of useful life building systems to support Community Step-Down facility improvements at 1800 Orient Road.

Neighborhood Community Area:
City of Tampa

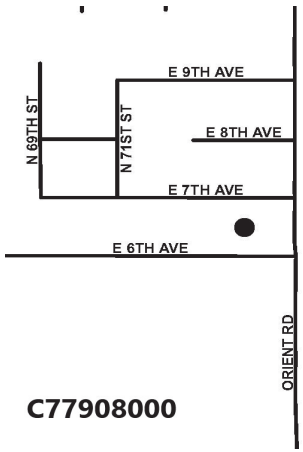

OPERATING COST IMPACT:
No significant change in operating cost is anticipated.

PROJECT COMPLETION DATE: Jun 2026

Sources of Funds (in $000s):	Total Estimated Sources	Prior Funding	FY 26 Carryforward	FY 26 Additional	FY 27	FY 28	FY 29	FY 30	FY 31	Future
ARP Funds	$0	$0	$0	$0	$0	$0	$0	$0	$0	$0
Community Invest. Tax I	0	0	0	0	0	0	0	0	0	0
Community Invest. Tax II	0	0	0	0	0	0	0	0	0	0
Community Invest. Tax III	0	0	0	0	0	0	0	0	0	0
Community Invest. Tax IV	0	0	0	0	0	0	0	0	0	0
Enterprise Fees	0	0	0	0	0	0	0	0	0	0
Financing	0	0	0	0	0	0	0	0	0	0
General Revenues-CW	0	0	0	0	0	0	0	0	0	0
General Revenues-R3M	500	284	216	0	0	0	0	0	0	0
General Revenues-UA	0	0	0	0	0	0	0	0	0	0
Grants & County Match	0	0	0	0	0	0	0	0	0	0
Library Fund	0	0	0	0	0	0	0	0	0	0
Other	0	0	0	0	0	0	0	0	0	0
Undetermined	0	0	0	0	0	0	0	0	0	0
Subtotal FY 26			$216	$0						
Total	**$500**	**$284**	**$216**		**$0**	**$0**	**$0**	**$0**	**$0**	**$0**

Uses of Funds (in $000s):	Total Estimated Cost	Prior Expenses	FY 26 Carryforward	FY 26 Additional	FY 27	FY 28	FY 29	FY 30	FY 31	Future
Capital [1]	$0	$0	$0	$0	$0	$0	$0	$0	$0	$0
Contributions [2]	0	0	0	0	0	0	0	0	0	0
Non-Capital [3]	500	284	216	0	0	0	0	0	0	0
Subtotal FY 26			$216	$0						
Total	**$500**	**$284**	**$216**		**$0**	**$0**	**$0**	**$0**	**$0**	**$0**

[1] Capital includes, but is not limited to, expenses related to capitalizable Development, Design, Land Acquisition, Equipment, Construction and Administration required to complete the project.
[2] Contributions includes, but is not limited to, funding through an agreement to other Government Agencies, Youth Organizations, Cultural Service Organizations and other Non-Profit Organizations.
[3] Non-Capital includes, but is not limited to, expenses related to Building Maintenance, Grounds & Landscaping Maintenance, Non-Capitalizable Equipment and other Professional Services.

PROJECT TITLE:
CONSOLIDATED & HARDENED MAINTENANCE FACILITIES - EAST SERVICE UNIT

PROJECT NUMBER: C77832002

CIE REQUIREMENTS: N

LEVEL OF SERVICE IMPACT: N/A

PROGRAM: GOVERNMENT FACILITIES

PROJECT DESCRIPTION:

This project constructed one of four consolidated and hardened maintenance facilities for Public Works, Public Utilities and Fleet Services replacing the existing 40-50 year old facilities which were at the end of their useful lives. The new facilities provide efficient and secure locations for pre and post disaster response.

The new East Service Unit is located on County-owned property at the south-west intersection of Sydney Road and North Dover Road in Valrico, in eastern Hillsborough County. The project includes design/engineering, construction and furniture, fixtures and equipment (FF&E).

OPERATING COST IMPACT:

This project replaced an existing facility which was already being operated. Operating costs are shared by the departments.

PROJECT COMPLETION DATE: Post Construction

Neighborhood Community Area:

Valrico

Sources of Funds (in $000s):	Total Estimated Sources	Prior Funding	FY 26 Carryforward	FY 26 Additional	FY 27	FY 28	FY 29	FY 30	FY 31	Future
ARP Funds	$0	$0	$0	$0	$0	$0	$0	$0	$0	$0
Community Invest. Tax I	0	0	0	0	0	0	0	0	0	0
Community Invest. Tax II	0	0	0	0	0	0	0	0	0	0
Community Invest. Tax III	0	0	0	0	0	0	0	0	0	0
Community Invest. Tax IV	0	0	0	0	0	0	0	0	0	0
Enterprise Fees	6,082	5,005	458	620	0	0	0	0	0	0
Financing	24,534	24,534	0	0	0	0	0	0	0	0
General Revenues-CW	0	0	0	0	0	0	0	0	0	0
General Revenues-R3M	0	0	0	0	0	0	0	0	0	0
General Revenues-UA	1,594	1,102	429	63	0	0	0	0	0	0
Grants & County Match	0	0	0	0	0	0	0	0	0	0
Library Fund	0	0	0	0	0	0	0	0	0	0
Other	0	0	0	0	0	0	0	0	0	0
Undetermined	0	0	0	0	0	0	0	0	0	0
Subtotal FY 26			$886	$683						
Total	**$32,210**	**$30,641**	**$1,570**		**$0**	**$0**	**$0**	**$0**	**$0**	**$0**

Uses of Funds (in $000s):	Total Estimated Cost	Prior Expenses	FY 26 Carryforward	FY 26 Additional	FY 27	FY 28	FY 29	FY 30	FY 31	Future
Capital [1]	$31,673	$30,595	$458	$620	$0	$0	$0	$0	$0	$0
Contributions [2]	0	0	0	0	0	0	0	0	0	0
Non-Capital [3]	537	45	429	63	0	0	0	0	0	0
Subtotal FY 26			$886	$683						
Total	**$32,210**	**$30,641**	**$1,570**		**$0**	**$0**	**$0**	**$0**	**$0**	**$0**

[1] Capital includes, but is not limited to, expenses related to capitalizable Development, Design, Land Acquisition, Equipment, Construction and Administration required to complete the project.
[2] Contributions includes, but is not limited to, funding through an agreement to other Government Agencies, Youth Organizations, Cultural Service Organizations and other Non-Profit Organizations.
[3] Non-Capital includes, but is not limited to, expenses related to Building Maintenance, Grounds & Landscaping Maintenance, Non-Capitalizable Equipment and other Professional Services.

PROJECT TITLE:
COUNTY CENTER AIR HANDLER REPLACEMENTS

PROJECT NUMBER: C77829000

CIE REQUIREMENTS: N

LEVEL OF SERVICE IMPACT: N/A

PROGRAM: GOVERNMENT FACILITIES

PROJECT DESCRIPTION:

This project includes the phased replacement of all original air handler units (AHU) at the County Center. The units are 25 years old and at the end of their life expectancy. The work will be accomplished in phases.

OPERATING COST IMPACT:

No significant change in operating cost is anticipated.

PROJECT COMPLETION DATE: Feb 2027

Neighborhood Community Area:

City of Tampa

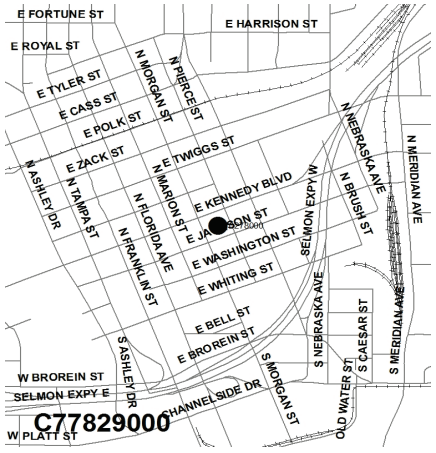

Sources of Funds (in $000s):	Total Estimated Sources	Prior Funding	FY 26 Carryforward	FY 26 Additional	FY 27	FY 28	FY 29	FY 30	FY 31	Future
ARP Funds	$0	$0	$0	$0	$0	$0	$0	$0	$0	$0
Community Invest. Tax I	0	0	0	0	0	0	0	0	0	0
Community Invest. Tax II	0	0	0	0	0	0	0	0	0	0
Community Invest. Tax III	0	0	0	0	0	0	0	0	0	0
Community Invest. Tax IV	0	0	0	0	0	0	0	0	0	0
Enterprise Fees	0	0	0	0	0	0	0	0	0	0
Financing	0	0	0	0	0	0	0	0	0	0
General Revenues-CW	13,400	10,435	2,965	0	0	0	0	0	0	0
General Revenues-R3M	0	0	0	0	0	0	0	0	0	0
General Revenues-UA	0	0	0	0	0	0	0	0	0	0
Grants & County Match	0	0	0	0	0	0	0	0	0	0
Library Fund	0	0	0	0	0	0	0	0	0	0
Other	0	0	0	0	0	0	0	0	0	0
Undetermined	0	0	0	0	0	0	0	0	0	0
Subtotal FY 26			$2,965	$0						
Total	**$13,400**	**$10,435**	**$2,965**		**$0**	**$0**	**$0**	**$0**	**$0**	**$0**

Uses of Funds (in $000s):	Total Estimated Cost	Prior Expenses	FY 26 Carryforward	FY 26 Additional	FY 27	FY 28	FY 29	FY 30	FY 31	Future
Capital [1]	$5	$5	$0	$0	$0	$0	$0	$0	$0	$0
Contributions [2]	0	0	0	0	0	0	0	0	0	0
Non-Capital [3]	13,395	10,430	2,965	0	0	0	0	0	0	0
Subtotal FY 26			$2,965	$0						
Total	**$13,400**	**$10,435**	**$2,965**		**$0**	**$0**	**$0**	**$0**	**$0**	**$0**

[1] Capital includes, but is not limited to, expenses related to capitalizable Development, Design, Land Acquisition, Equipment, Construction and Administration required to complete the project.
[2] Contributions includes, but is not limited to, funding through an agreement to other Government Agencies, Youth Organizations, Cultural Service Organizations and other Non-Profit Organizations.
[3] Non-Capital includes, but is not limited to, expenses related to Building Maintenance, Grounds & Landscaping Maintenance, Non-Capitalizable Equipment and other Professional Services.

PROJECT TITLE:
COUNTY CENTER CARPET REPLACEMENT (R3M)
CIE REQUIREMENTS: N
LEVEL OF SERVICE IMPACT: N/A

PROJECT NUMBER: C77875000

PROGRAM: GOVERNMENT FACILITIES

PROJECT DESCRIPTION:
Project is for the replacement of the carpet on the 12th, 13th, 14th & 26th floors as part of scheduled life cycle programming.

OPERATING COST IMPACT:
No significant change in operating cost is anticipated.

PROJECT COMPLETION DATE: Sep 2026

Neighborhood Community Area:
City of Tampa

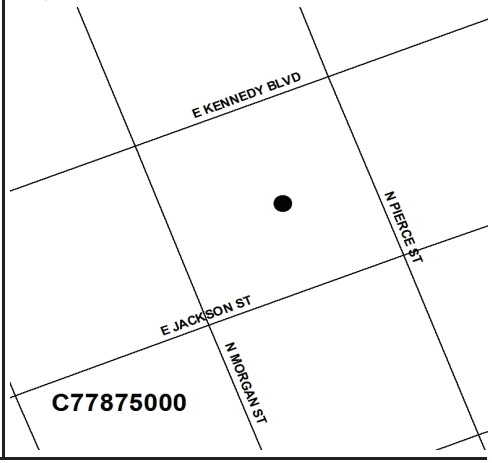

Sources of Funds (in $000s):	Total Estimated Sources	Prior Funding	FY 26 Carryforward	FY 26 Additional	FY 27	FY 28	FY 29	FY 30	FY 31	Future
ARP Funds	$0	$0	$0	$0	$0	$0	$0	$0	$0	$0
Community Invest. Tax I	0	0	0	0	0	0	0	0	0	0
Community Invest. Tax II	0	0	0	0	0	0	0	0	0	0
Community Invest. Tax III	0	0	0	0	0	0	0	0	0	0
Community Invest. Tax IV	0	0	0	0	0	0	0	0	0	0
Enterprise Fees	0	0	0	0	0	0	0	0	0	0
Financing	0	0	0	0	0	0	0	0	0	0
General Revenues-CW	0	0	0	0	0	0	0	0	0	0
General Revenues-R3M	900	492	408	0	0	0	0	0	0	0
General Revenues-UA	0	0	0	0	0	0	0	0	0	0
Grants & County Match	0	0	0	0	0	0	0	0	0	0
Library Fund	0	0	0	0	0	0	0	0	0	0
Other	0	0	0	0	0	0	0	0	0	0
Undetermined	0	0	0	0	0	0	0	0	0	0
Subtotal FY 26			$408	$0						
Total	**$900**	**$492**	**$408**		**$0**	**$0**	**$0**	**$0**	**$0**	**$0**

Uses of Funds (in $000s):	Total Estimated Cost	Prior Expenses	FY 26 Carryforward	FY 26 Additional	FY 27	FY 28	FY 29	FY 30	FY 31	Future
Capital [1]	$0	$0	$0	$0	$0	$0	$0	$0	$0	$0
Contributions [2]	0	0	0	0	0	0	0	0	0	0
Non-Capital [3]	900	492	408	0	0	0	0	0	0	0
Subtotal FY 26			$408	$0						
Total	**$900**	**$492**	**$408**		**$0**	**$0**	**$0**	**$0**	**$0**	**$0**

[1] Capital includes, but is not limited to, expenses related to capitalizable Development, Design, Land Acquisition, Equipment, Construction and Administration required to complete the project.
[2] Contributions includes, but is not limited to, funding through an agreement to other Government Agencies, Youth Organizations, Cultural Service Organizations and other Non-Profit Organizations.
[3] Non-Capital includes, but is not limited to, expenses related to Building Maintenance, Grounds & Landscaping Maintenance, Non-Capitalizable Equipment and other Professional Services.

PROJECT TITLE:
COUNTY CENTER ROOF FAN REPLACEMENTS (R3M)
CIE REQUIREMENTS: N
LEVEL OF SERVICE IMPACT: N/A

PROJECT NUMBER: C77851000

PROGRAM: GOVERNMENT FACILITIES

PROJECT DESCRIPTION:
Project is for replacing the rooftop HVAC equipment that have reached their life expectancy. Existing rooftop fans are beyond repair and need replacement to maintain building operations.

OPERATING COST IMPACT:
No significant change in operating cost is anticipated.

PROJECT COMPLETION DATE: Post Construction

Neighborhood Community Area:
City of Tampa

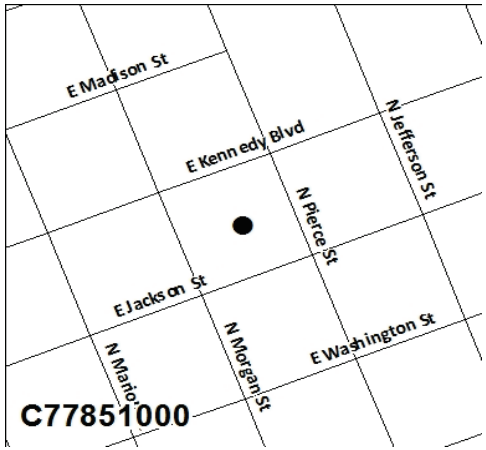

Sources of Funds (in $000s):	Total Estimated Sources	Prior Funding	FY 26 Carryforward	FY 26 Additional	FY 27	FY 28	FY 29	FY 30	FY 31	Future
ARP Funds	$0	$0	$0	$0	$0	$0	$0	$0	$0	$0
Community Invest. Tax I	0	0	0	0	0	0	0	0	0	0
Community Invest. Tax II	0	0	0	0	0	0	0	0	0	0
Community Invest. Tax III	0	0	0	0	0	0	0	0	0	0
Community Invest. Tax IV	0	0	0	0	0	0	0	0	0	0
Enterprise Fees	0	0	0	0	0	0	0	0	0	0
Financing	0	0	0	0	0	0	0	0	0	0
General Revenues-CW	0	0	0	0	0	0	0	0	0	0
General Revenues-R3M	450	436	14	0	0	0	0	0	0	0
General Revenues-UA	0	0	0	0	0	0	0	0	0	0
Grants & County Match	0	0	0	0	0	0	0	0	0	0
Library Fund	0	0	0	0	0	0	0	0	0	0
Other	0	0	0	0	0	0	0	0	0	0
Undetermined	0	0	0	0	0	0	0	0	0	0
Subtotal FY 26			$14	$0						
Total	**$450**	**$436**	**$14**		**$0**	**$0**	**$0**	**$0**	**$0**	**$0**

Uses of Funds (in $000s):	Total Estimated Cost	Prior Expenses	FY 26 Carryforward	FY 26 Additional	FY 27	FY 28	FY 29	FY 30	FY 31	Future
Capital [1]	$0	$0	$0	$0	$0	$0	$0	$0	$0	$0
Contributions [2]	0	0	0	0	0	0	0	0	0	0
Non-Capital [3]	450	436	14	0	0	0	0	0	0	0
Subtotal FY 26			$14	$0						
Total	**$450**	**$436**	**$14**		**$0**	**$0**	**$0**	**$0**	**$0**	**$0**

[1] Capital includes, but is not limited to, expenses related to capitalizable Development, Design, Land Acquisition, Equipment, Construction and Administration required to complete the project.
[2] Contributions includes, but is not limited to, funding through an agreement to other Government Agencies, Youth Organizations, Cultural Service Organizations and other Non-Profit Organizations.
[3] Non-Capital includes, but is not limited to, expenses related to Building Maintenance, Grounds & Landscaping Maintenance, Non-Capitalizable Equipment and other Professional Services.

PROJECT TITLE:
COUNTY CENTER ROOF REPLACEMENT
CIE REQUIREMENTS: N
LEVEL OF SERVICE IMPACT: N/A

PROJECT NUMBER: C77834000

PROGRAM: GOVERNMENT FACILITIES

PROJECT DESCRIPTION:
This project will replace the current roof that has reached the end of its useful life expectancy.

Neighborhood Community Area:
City of Tampa

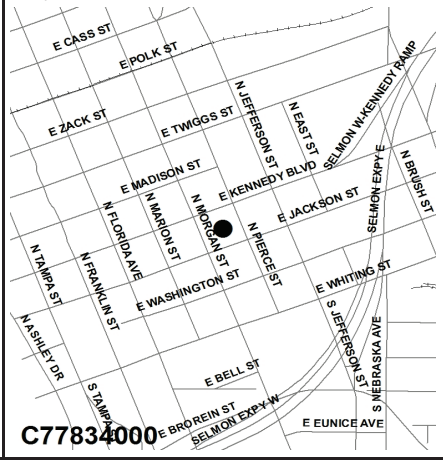

OPERATING COST IMPACT:
No significant change in operating cost is anticipated.

PROJECT COMPLETION DATE: Post Construction

Sources of Funds (in $000s):	Total Estimated Sources	Prior Funding	FY 26 Carryforward	FY 26 Additional	FY 27	FY 28	FY 29	FY 30	FY 31	Future
ARP Funds	$0	$0	$0	$0	$0	$0	$0	$0	$0	$0
Community Invest. Tax I	0	0	0	0	0	0	0	0	0	0
Community Invest. Tax II	0	0	0	0	0	0	0	0	0	0
Community Invest. Tax III	0	0	0	0	0	0	0	0	0	0
Community Invest. Tax IV	0	0	0	0	0	0	0	0	0	0
Enterprise Fees	0	0	0	0	0	0	0	0	0	0
Financing	0	0	0	0	0	0	0	0	0	0
General Revenues-CW	2,200	2,122	78	0	0	0	0	0	0	0
General Revenues-R3M	450	37	413	0	0	0	0	0	0	0
General Revenues-UA	0	0	0	0	0	0	0	0	0	0
Grants & County Match	0	0	0	0	0	0	0	0	0	0
Library Fund	0	0	0	0	0	0	0	0	0	0
Other	0	0	0	0	0	0	0	0	0	0
Undetermined	0	0	0	0	0	0	0	0	0	0
Subtotal FY 26			$490	$0						
Total	**$2,650**	**$2,160**	**$490**		**$0**	**$0**	**$0**	**$0**	**$0**	**$0**

Uses of Funds (in $000s):	Total Estimated Cost	Prior Expenses	FY 26 Carryforward	FY 26 Additional	FY 27	FY 28	FY 29	FY 30	FY 31	Future
Capital [1]	$0	$0	$0	$0	$0	$0	$0	$0	$0	$0
Contributions [2]	0	0	0	0	0	0	0	0	0	0
Non-Capital [3]	2,650	2,160	490	0	0	0	0	0	0	0
Subtotal FY 26			$490	$0						
Total	**$2,650**	**$2,160**	**$490**		**$0**	**$0**	**$0**	**$0**	**$0**	**$0**

[1] Capital includes, but is not limited to, expenses related to capitalizable Development, Design, Land Acquisition, Equipment, Construction and Administration required to complete the project.
[2] Contributions includes, but is not limited to, funding through an agreement to other Government Agencies, Youth Organizations, Cultural Service Organizations and other Non-Profit Organizations.
[3] Non-Capital includes, but is not limited to, expenses related to Building Maintenance, Grounds & Landscaping Maintenance, Non-Capitalizable Equipment and other Professional Services.

PROJECT TITLE:
COUNTY CENTER WATERPROOFING
CIE REQUIREMENTS: N
LEVEL OF SERVICE IMPACT: N/A

PROJECT NUMBER: C77919000

PROGRAM: GOVERNMENT FACILITIES

PROJECT DESCRIPTION:
Project is for repairing and replacing exterior wall waterproofing systems at the County Center that have reached their life expectancy.

Neighborhood Community Area:
City of Tampa

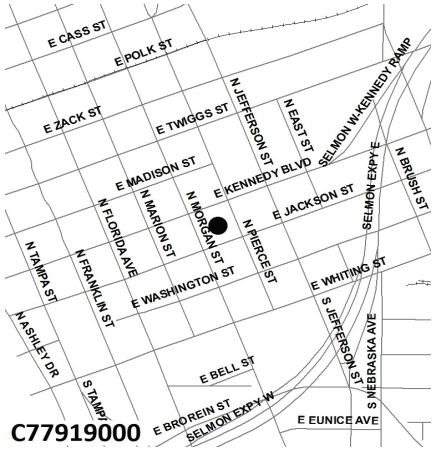

OPERATING COST IMPACT:
No significant change in operating cost is anticipated.

PROJECT COMPLETION DATE: TBD

Sources of Funds (in $000s):	Total Estimated Sources	Prior Funding	FY 26 Carryforward	FY 26 Additional	FY 27	FY 28	FY 29	FY 30	FY 31	Future
ARP Funds	$0	$0	$0	$0	$0	$0	$0	$0	$0	$0
Community Invest. Tax I	0	0	0	0	0	0	0	0	0	0
Community Invest. Tax II	0	0	0	0	0	0	0	0	0	0
Community Invest. Tax III	0	0	0	0	0	0	0	0	0	0
Community Invest. Tax IV	0	0	0	0	0	0	0	0	0	0
Enterprise Fees	0	0	0	0	0	0	0	0	0	0
Financing	0	0	0	0	0	0	0	0	0	0
General Revenues-CW	2,000	0	2,000	0	0	0	0	0	0	0
General Revenues-R3M	0	0	0	0	0	0	0	0	0	0
General Revenues-UA	0	0	0	0	0	0	0	0	0	0
Grants & County Match	0	0	0	0	0	0	0	0	0	0
Library Fund	0	0	0	0	0	0	0	0	0	0
Other	0	0	0	0	0	0	0	0	0	0
Undetermined	0	0	0	0	0	0	0	0	0	0
Subtotal FY 26			$2,000	$0						
Total	**$2,000**	**$0**	**$2,000**		**$0**	**$0**	**$0**	**$0**	**$0**	**$0**

Uses of Funds (in $000s):	Total Estimated Cost	Prior Expenses	FY 26 Carryforward	FY 26 Additional	FY 27	FY 28	FY 29	FY 30	FY 31	Future
Capital [1]	$0	$0	$0	$0	$0	$0	$0	$0	$0	$0
Contributions [2]	0	0	0	0	0	0	0	0	0	0
Non-Capital [3]	2,000	0	2,000	0	0	0	0	0	0	0
Subtotal FY 26			$2,000	$0						
Total	**$2,000**	**$0**	**$2,000**		**$0**	**$0**	**$0**	**$0**	**$0**	**$0**

[1] Capital includes, but is not limited to, expenses related to capitalizable Development, Design, Land Acquisition, Equipment, Construction and Administration required to complete the project.
[2] Contributions includes, but is not limited to, funding through an agreement to other Government Agencies, Youth Organizations, Cultural Service Organizations and other Non-Profit Organizations.
[3] Non-Capital includes, but is not limited to, expenses related to Building Maintenance, Grounds & Landscaping Maintenance, Non-Capitalizable Equipment and other Professional Services.

PROJECT TITLE:
COUNTYWIDE FLOORING REPLACEMENT (R3M) (MP)
CIE REQUIREMENTS: N
LEVEL OF SERVICE IMPACT: N/A

PROJECT NUMBER: C77910000

PROGRAM: GOVERNMENT FACILITIES

PROJECT DESCRIPTION:
Project is for scheduled end of life cycle replacement of various types of flooring at County owned Countywide funded facilities.

Neighborhood Community Area:
Countywide

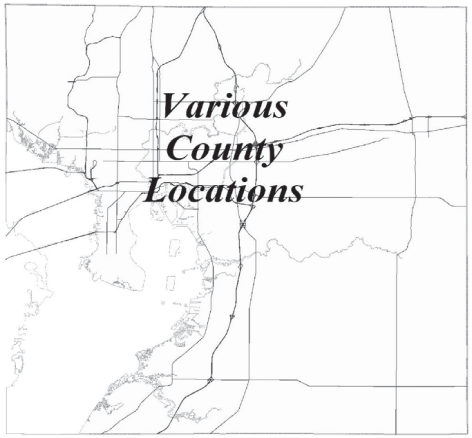

OPERATING COST IMPACT:
No significant change in operating cost is anticipated.

PROJECT COMPLETION DATE: Ongoing

Sources of Funds (in $000s):	Total Estimated Sources	Prior Funding	FY 26 Carryforward	FY 26 Additional	FY 27	FY 28	FY 29	FY 30	FY 31	Future
ARP Funds	$0	$0	$0	$0	$0	$0	$0	$0	$0	$0
Community Invest. Tax I	0	0	0	0	0	0	0	0	0	0
Community Invest. Tax II	0	0	0	0	0	0	0	0	0	0
Community Invest. Tax III	0	0	0	0	0	0	0	0	0	0
Community Invest. Tax IV	0	0	0	0	0	0	0	0	0	0
Enterprise Fees	0	0	0	0	0	0	0	0	0	0
Financing	0	0	0	0	0	0	0	0	0	0
General Revenues-CW	0	0	0	0	0	0	0	0	0	0
General Revenues-R3M	750	425	25	300	0	0	0	0	0	0
General Revenues-UA	0	0	0	0	0	0	0	0	0	0
Grants & County Match	0	0	0	0	0	0	0	0	0	0
Library Fund	0	0	0	0	0	0	0	0	0	0
Other	0	0	0	0	0	0	0	0	0	0
Undetermined	0	0	0	0	0	0	0	0	0	0
Subtotal FY 26			$25	$300						
Total	**$750**	**$425**	**$325**		**$0**	**$0**	**$0**	**$0**	**$0**	**$0**

Uses of Funds (in $000s):	Total Estimated Cost	Prior Expenses	FY 26 Carryforward	FY 26 Additional	FY 27	FY 28	FY 29	FY 30	FY 31	Future
Capital [1]	$0	$0	$0	$0	$0	$0	$0	$0	$0	$0
Contributions [2]	0	0	0	0	0	0	0	0	0	0
Non-Capital [3]	750	425	25	300	0	0	0	0	0	0
Subtotal FY 26			$25	$300						
Total	**$750**	**$425**	**$325**		**$0**	**$0**	**$0**	**$0**	**$0**	**$0**

[1] Capital includes, but is not limited to, expenses related to capitalizable Development, Design, Land Acquisition, Equipment, Construction and Administration required to complete the project.
[2] Contributions includes, but is not limited to, funding through an agreement to other Government Agencies, Youth Organizations, Cultural Service Organizations and other Non-Profit Organizations.
[3] Non-Capital includes, but is not limited to, expenses related to Building Maintenance, Grounds & Landscaping Maintenance, Non-Capitalizable Equipment and other Professional Services.

PROJECT TITLE:
COUNTYWIDE HVAC REPLACEMENTS (R3M) (MP)
CIE REQUIREMENTS: N
LEVEL OF SERVICE IMPACT: N/A

PROJECT NUMBER: C77938000

PROGRAM: GOVERNMENT FACILITIES

PROJECT DESCRIPTION:
Project is for scheduled end of life cycle replacement of various types of HVAC systems at County owned Countywide funded facilities.

Neighborhood Community Area:
Countywide

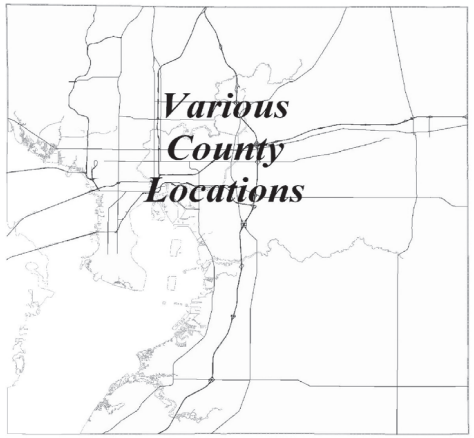

OPERATING COST IMPACT:
No significant change in operating cost is anticipated.

PROJECT COMPLETION DATE: Ongoing

Sources of Funds (in $000s):	Total Estimated Sources	Prior Funding	FY 26 Carryforward	FY 26 Additional	FY 27	FY 28	FY 29	FY 30	FY 31	Future
ARP Funds	$0	$0	$0	$0	$0	$0	$0	$0	$0	$0
Community Invest. Tax I	0	0	0	0	0	0	0	0	0	0
Community Invest. Tax II	0	0	0	0	0	0	0	0	0	0
Community Invest. Tax III	0	0	0	0	0	0	0	0	0	0
Community Invest. Tax IV	0	0	0	0	0	0	0	0	0	0
Enterprise Fees	0	0	0	0	0	0	0	0	0	0
Financing	0	0	0	0	0	0	0	0	0	0
General Revenues-CW	0	0	0	0	0	0	0	0	0	0
General Revenues-R3M	2,000	0	0	2,000	0	0	0	0	0	0
General Revenues-UA	0	0	0	0	0	0	0	0	0	0
Grants & County Match	0	0	0	0	0	0	0	0	0	0
Library Fund	0	0	0	0	0	0	0	0	0	0
Other	0	0	0	0	0	0	0	0	0	0
Undetermined	0	0	0	0	0	0	0	0	0	0
Subtotal FY 26			$0	$2,000						
Total	**$2,000**	**$0**	**$2,000**		**$0**	**$0**	**$0**	**$0**	**$0**	**$0**

Uses of Funds (in $000s):	Total Estimated Cost	Prior Expenses	FY 26 Carryforward	FY 26 Additional	FY 27	FY 28	FY 29	FY 30	FY 31	Future
Capital [1]	$0	$0	$0	$0	$0	$0	$0	$0	$0	$0
Contributions [2]	0	0	0	0	0	0	0	0	0	0
Non-Capital [3]	2,000	0	0	2,000	0	0	0	0	0	0
Subtotal FY 26			$0	$2,000						
Total	**$2,000**	**$0**	**$2,000**		**$0**	**$0**	**$0**	**$0**	**$0**	**$0**

[1] Capital includes, but is not limited to, expenses related to capitalizable Development, Design, Land Acquisition, Equipment, Construction and Administration required to complete the project.
[2] Contributions includes, but is not limited to, funding through an agreement to other Government Agencies, Youth Organizations, Cultural Service Organizations and other Non-Profit Organizations.
[3] Non-Capital includes, but is not limited to, expenses related to Building Maintenance, Grounds & Landscaping Maintenance, Non-Capitalizable Equipment and other Professional Services.

PROJECT TITLE:
COUNTYWIDE PAINTING (R3M) (MP)
CIE REQUIREMENTS: N
LEVEL OF SERVICE IMPACT: N/A

PROJECT NUMBER: C77867000

PROGRAM: GOVERNMENT FACILITIES

PROJECT DESCRIPTION:
Project is for repainting interiors and exteriors of various County buildings as part of scheduled lifecycle replacement in accordance with the Repair, Renovation, Replacement and Maintenance (R3M) Program.

Neighborhood Community Area:
Countywide

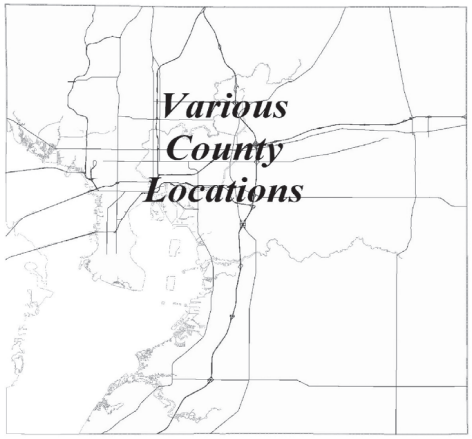

OPERATING COST IMPACT:
No significant change in operating cost is anticipated.

PROJECT COMPLETION DATE: Ongoing

Sources of Funds (in $000s):	Total Estimated Sources	Prior Funding	FY 26 Carryforward	FY 26 Additional	FY 27	FY 28	FY 29	FY 30	FY 31	Future
ARP Funds	$0	$0	$0	$0	$0	$0	$0	$0	$0	$0
Community Invest. Tax I	0	0	0	0	0	0	0	0	0	0
Community Invest. Tax II	0	0	0	0	0	0	0	0	0	0
Community Invest. Tax III	0	0	0	0	0	0	0	0	0	0
Community Invest. Tax IV	0	0	0	0	0	0	0	0	0	0
Enterprise Fees	0	0	0	0	0	0	0	0	0	0
Financing	0	0	0	0	0	0	0	0	0	0
General Revenues-CW	0	0	0	0	0	0	0	0	0	0
General Revenues-R3M	600	194	406	0	0	0	0	0	0	0
General Revenues-UA	0	0	0	0	0	0	0	0	0	0
Grants & County Match	0	0	0	0	0	0	0	0	0	0
Library Fund	0	0	0	0	0	0	0	0	0	0
Other	0	0	0	0	0	0	0	0	0	0
Undetermined	0	0	0	0	0	0	0	0	0	0
Subtotal FY 26			$406	$0						
Total	**$600**	**$194**	**$406**		**$0**	**$0**	**$0**	**$0**	**$0**	**$0**

Uses of Funds (in $000s):	Total Estimated Cost	Prior Expenses	FY 26 Carryforward	FY 26 Additional	FY 27	FY 28	FY 29	FY 30	FY 31	Future
Capital [1]	$0	$0	$0	$0	$0	$0	$0	$0	$0	$0
Contributions [2]	0	0	0	0	0	0	0	0	0	0
Non-Capital [3]	600	194	406	0	0	0	0	0	0	0
Subtotal FY 26			$406	$0						
Total	**$600**	**$194**	**$406**		**$0**	**$0**	**$0**	**$0**	**$0**	**$0**

[1] Capital includes, but is not limited to, expenses related to capitalizable Development, Design, Land Acquisition, Equipment, Construction and Administration required to complete the project.
[2] Contributions includes, but is not limited to, funding through an agreement to other Government Agencies, Youth Organizations, Cultural Service Organizations and other Non-Profit Organizations.
[3] Non-Capital includes, but is not limited to, expenses related to Building Maintenance, Grounds & Landscaping Maintenance, Non-Capitalizable Equipment and other Professional Services.

PROJECT TITLE:
COUNTYWIDE PARKING LOT AND PAVEMENT RENOVATIONS (R3M) (MP)
CIE REQUIREMENTS: N
LEVEL OF SERVICE IMPACT: N/A

PROJECT NUMBER: C77866000

PROGRAM: GOVERNMENT FACILITIES

PROJECT DESCRIPTION:
Project is for repaving and restriping parking lots and roadways at various County locations as part of scheduled lifecycle replacement in accordance with the Repair, Renovation, Replacement and Maintenance (R3M) Program.

Neighborhood Community Area:
Countywide

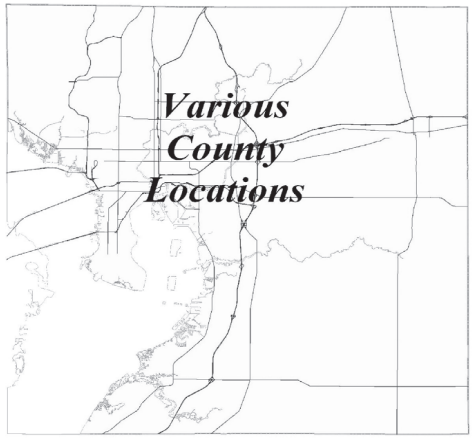

OPERATING COST IMPACT:
No significant change in operating cost is anticipated.

PROJECT COMPLETION DATE: Ongoing

Sources of Funds (in $000s):	Total Estimated Sources	Prior Funding	FY 26 Carryforward	FY 26 Additional	FY 27	FY 28	FY 29	FY 30	FY 31	Future
ARP Funds	$0	$0	$0	$0	$0	$0	$0	$0	$0	$0
Community Invest. Tax I	0	0	0	0	0	0	0	0	0	0
Community Invest. Tax II	0	0	0	0	0	0	0	0	0	0
Community Invest. Tax III	0	0	0	0	0	0	0	0	0	0
Community Invest. Tax IV	0	0	0	0	0	0	0	0	0	0
Enterprise Fees	0	0	0	0	0	0	0	0	0	0
Financing	0	0	0	0	0	0	0	0	0	0
General Revenues-CW	0	0	0	0	0	0	0	0	0	0
General Revenues-R3M	1,050	924	126	0	0	0	0	0	0	0
General Revenues-UA	0	0	0	0	0	0	0	0	0	0
Grants & County Match	0	0	0	0	0	0	0	0	0	0
Library Fund	0	0	0	0	0	0	0	0	0	0
Other	0	0	0	0	0	0	0	0	0	0
Undetermined	0	0	0	0	0	0	0	0	0	0
Subtotal FY 26			$126	$0						
Total	**$1,050**	**$924**	**$126**		**$0**	**$0**	**$0**	**$0**	**$0**	**$0**

Uses of Funds (in $000s):	Total Estimated Cost	Prior Expenses	FY 26 Carryforward	FY 26 Additional	FY 27	FY 28	FY 29	FY 30	FY 31	Future
Capital [1]	$0	$0	$0	$0	$0	$0	$0	$0	$0	$0
Contributions [2]	0	0	0	0	0	0	0	0	0	0
Non-Capital [3]	1,050	924	126	0	0	0	0	0	0	0
Subtotal FY 26			$126	$0						
Total	**$1,050**	**$924**	**$126**		**$0**	**$0**	**$0**	**$0**	**$0**	**$0**

[1] Capital includes, but is not limited to, expenses related to capitalizable Development, Design, Land Acquisition, Equipment, Construction and Administration required to complete the project.
[2] Contributions includes, but is not limited to, funding through an agreement to other Government Agencies, Youth Organizations, Cultural Service Organizations and other Non-Profit Organizations.
[3] Non-Capital includes, but is not limited to, expenses related to Building Maintenance, Grounds & Landscaping Maintenance, Non-Capitalizable Equipment and other Professional Services.

PROJECT TITLE:
COUNTYWIDE R3M PROGRAM (MP)
CIE REQUIREMENTS: N
LEVEL OF SERVICE IMPACT: N/A

PROJECT NUMBER: CM1200000

PROGRAM: GOVERNMENT FACILITIES

PROJECT DESCRIPTION:
The main purpose of the R3M Program is asset preservation. The program includes the Repair, Renovation, Replacement and Maintenance of existing systems at County owned buildings and facilities to maintain a consistent service level over the life of the asset and to maximize the useful life of the asset.

OPERATING COST IMPACT:
No significant change in operating cost is anticipated.

PROJECT COMPLETION DATE: Ongoing

Neighborhood Community Area:
Countywide

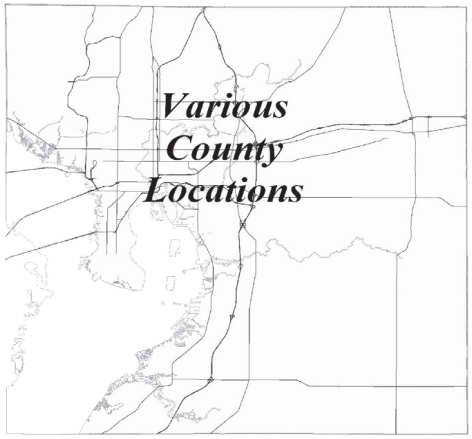

Sources of Funds (in $000s):	Total Estimated Sources	Prior Funding	FY 26 Carryforward	FY 26 Additional	FY 27	FY 28	FY 29	FY 30	FY 31	Future
ARP Funds	$0	$0	$0	$0	$0	$0	$0	$0	$0	$0
Community Invest. Tax I	0	0	0	0	0	0	0	0	0	0
Community Invest. Tax II	0	0	0	0	0	0	0	0	0	0
Community Invest. Tax III	0	0	0	0	0	0	0	0	0	0
Community Invest. Tax IV	0	0	0	0	0	0	0	0	0	0
Enterprise Fees	0	0	0	0	0	0	0	0	0	0
Financing	0	0	0	0	0	0	0	0	0	0
General Revenues-CW	0	0	0	0	0	0	0	0	0	0
General Revenues-R3M	56,325	21,544	12,688	5,080	17,014	0	0	0	0	0
General Revenues-UA	0	0	0	0	0	0	0	0	0	0
Grants & County Match	0	0	0	0	0	0	0	0	0	0
Library Fund	0	0	0	0	0	0	0	0	0	0
Other	0	0	0	0	0	0	0	0	0	0
Undetermined	0	0	0	0	0	0	0	0	0	0
Subtotal FY 26			$12,688	$5,080						
Total	**$56,325**	**$21,544**	**$17,768**		**$17,014**	**$0**	**$0**	**$0**	**$0**	**$0**

Uses of Funds (in $000s):	Total Estimated Cost	Prior Expenses	FY 26 Carryforward	FY 26 Additional	FY 27	FY 28	FY 29	FY 30	FY 31	Future
Capital [1]	$0	$0	$0	$0	$0	$0	$0	$0	$0	$0
Contributions [2]	0	0	0	0	0	0	0	0	0	0
Non-Capital [3]	56,325	21,544	12,688	5,080	17,014	0	0	0	0	0
Subtotal FY 26			$12,688	$5,080						
Total	**$56,325**	**$21,544**	**$17,768**		**$17,014**	**$0**	**$0**	**$0**	**$0**	**$0**

[1] Capital includes, but is not limited to, expenses related to capitalizable Development, Design, Land Acquisition, Equipment, Construction and Administration required to complete the project.
[2] Contributions includes, but is not limited to, funding through an agreement to other Government Agencies, Youth Organizations, Cultural Service Organizations and other Non-Profit Organizations.
[3] Non-Capital includes, but is not limited to, expenses related to Building Maintenance, Grounds & Landscaping Maintenance, Non-Capitalizable Equipment and other Professional Services.

PROJECT TITLE:
COURTHOUSE ACCESS CONTROL - VARIOUS LOCATION (MP)
CIE REQUIREMENTS: N
LEVEL OF SERVICE IMPACT: N/A

PROJECT NUMBER: C77896000

PROGRAM: GOVERNMENT FACILITIES

PROJECT DESCRIPTION:
This project will replace end-of-life equipment in the access control system with new equipment in the Edegecomb, Criminal Annex and Plant City Courthouses. This includes all readers, control boards and wiring.

OPERATING COST IMPACT:
No significant change in operating cost is anticipated.

PROJECT COMPLETION DATE: Ongoing

Neighborhood Community Area:
Countywide

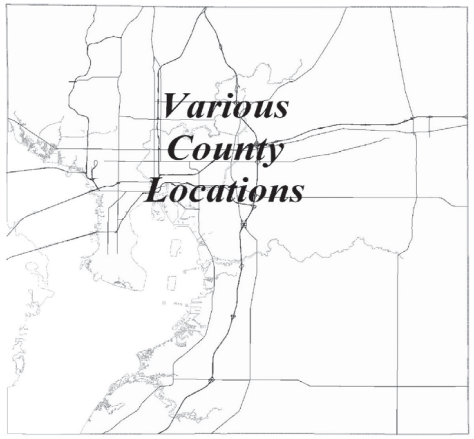

Sources of Funds (in $000s):	Total Estimated Sources	Prior Funding	FY 26 Carryforward	FY 26 Additional	FY 27	FY 28	FY 29	FY 30	FY 31	Future
ARP Funds	$0	$0	$0	$0	$0	$0	$0	$0	$0	$0
Community Invest. Tax I	0	0	0	0	0	0	0	0	0	0
Community Invest. Tax II	0	0	0	0	0	0	0	0	0	0
Community Invest. Tax III	0	0	0	0	0	0	0	0	0	0
Community Invest. Tax IV	0	0	0	0	0	0	0	0	0	0
Enterprise Fees	0	0	0	0	0	0	0	0	0	0
Financing	0	0	0	0	0	0	0	0	0	0
General Revenues-CW	750	520	230	0	0	0	0	0	0	0
General Revenues-R3M	0	0	0	0	0	0	0	0	0	0
General Revenues-UA	0	0	0	0	0	0	0	0	0	0
Grants & County Match	0	0	0	0	0	0	0	0	0	0
Library Fund	0	0	0	0	0	0	0	0	0	0
Other	0	0	0	0	0	0	0	0	0	0
Undetermined	0	0	0	0	0	0	0	0	0	0
Subtotal FY 26			$230	$0						
Total	**$750**	**$520**	**$230**		**$0**	**$0**	**$0**	**$0**	**$0**	**$0**

Uses of Funds (in $000s):	Total Estimated Cost	Prior Expenses	FY 26 Carryforward	FY 26 Additional	FY 27	FY 28	FY 29	FY 30	FY 31	Future
Capital [1]	$750	$520	$230	$0	$0	$0	$0	$0	$0	$0
Contributions [2]	0	0	0	0	0	0	0	0	0	0
Non-Capital [3]	0	0	0	0	0	0	0	0	0	0
Subtotal FY 26			$230	$0						
Total	**$750**	**$520**	**$230**		**$0**	**$0**	**$0**	**$0**	**$0**	**$0**

[1] Capital includes, but is not limited to, expenses related to capitalizable Development, Design, Land Acquisition, Equipment, Construction and Administration required to complete the project.
[2] Contributions includes, but is not limited to, funding through an agreement to other Government Agencies, Youth Organizations, Cultural Service Organizations and other Non-Profit Organizations.
[3] Non-Capital includes, but is not limited to, expenses related to Building Maintenance, Grounds & Landscaping Maintenance, Non-Capitalizable Equipment and other Professional Services.

PROJECT TITLE:
COURTHOUSE LAND ACQUISITION
CIE REQUIREMENTS: N
LEVEL OF SERVICE IMPACT: N/A

PROJECT NUMBER: C77847000

PROGRAM: GOVERNMENT FACILITIES

PROJECT DESCRIPTION:
The project is for the purpose of acquiring additional land within the downtown court complex to facilitate future planned expansion of the court complex.

OPERATING COST IMPACT:
No significant change in operating cost is anticipated.

PROJECT COMPLETION DATE: Post Construction

Neighborhood Community Area:
City of Tampa

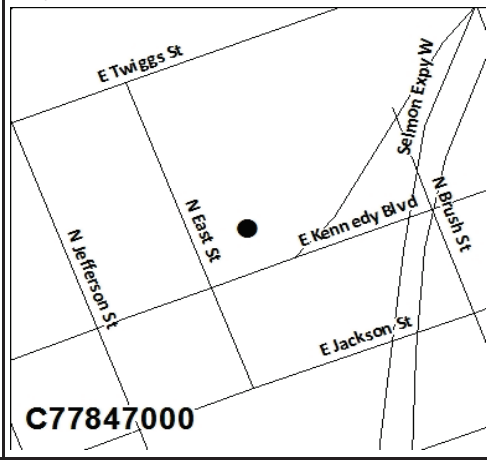

Sources of Funds (in $000s):	Total Estimated Sources	Prior Funding	FY 26 Carryforward	FY 26 Additional	FY 27	FY 28	FY 29	FY 30	FY 31	Future
ARP Funds	$0	$0	$0	$0	$0	$0	$0	$0	$0	$0
Community Invest. Tax I	0	0	0	0	0	0	0	0	0	0
Community Invest. Tax II	0	0	0	0	0	0	0	0	0	0
Community Invest. Tax III	0	0	0	0	0	0	0	0	0	0
Community Invest. Tax IV	0	0	0	0	0	0	0	0	0	0
Enterprise Fees	0	0	0	0	0	0	0	0	0	0
Financing	2,682	2,682	0	0	0	0	0	0	0	0
General Revenues-CW	250	0	250	0	0	0	0	0	0	0
General Revenues-R3M	0	0	0	0	0	0	0	0	0	0
General Revenues-UA	0	0	0	0	0	0	0	0	0	0
Grants & County Match	0	0	0	0	0	0	0	0	0	0
Library Fund	0	0	0	0	0	0	0	0	0	0
Other	0	0	0	0	0	0	0	0	0	0
Undetermined	0	0	0	0	0	0	0	0	0	0
Subtotal FY 26			$250	$0						
Total	**$2,932**	**$2,682**	**$250**		**$0**	**$0**	**$0**	**$0**	**$0**	**$0**

Uses of Funds (in $000s):	Total Estimated Cost	Prior Expenses	FY 26 Carryforward	FY 26 Additional	FY 27	FY 28	FY 29	FY 30	FY 31	Future
Capital [1]	$2,682	$2,682	$0	$0	$0	$0	$0	$0	$0	$0
Contributions [2]	0	0	0	0	0	0	0	0	0	0
Non-Capital [3]	250	0	250	0	0	0	0	0	0	0
Subtotal FY 26			$250	$0						
Total	**$2,932**	**$2,682**	**$250**		**$0**	**$0**	**$0**	**$0**	**$0**	**$0**

[1] Capital includes, but is not limited to, expenses related to capitalizable Development, Design, Land Acquisition, Equipment, Construction and Administration required to complete the project.
[2] Contributions includes, but is not limited to, funding through an agreement to other Government Agencies, Youth Organizations, Cultural Service Organizations and other Non-Profit Organizations.
[3] Non-Capital includes, but is not limited to, expenses related to Building Maintenance, Grounds & Landscaping Maintenance, Non-Capitalizable Equipment and other Professional Services.

PROJECT TITLE:
CUBAN CIVIC CLUB CAPITAL CONTRIBUTION
CIE REQUIREMENTS: N
LEVEL OF SERVICE IMPACT: N/A

PROJECT NUMBER: C77926000

PROGRAM: GOVERNMENT FACILITIES

PROJECT DESCRIPTION:
Various interior and exterior facility repairs to improve function, appearance and safety.

OPERATING COST IMPACT:
There will be no operating cost impact to the County.

PROJECT COMPLETION DATE: Contribution

Neighborhood Community Area:
City of Tampa

Sources of Funds (in $000s):	Total Estimated Sources	Prior Funding	FY 26 Carryforward	FY 26 Additional	FY 27	FY 28	FY 29	FY 30	FY 31	Future
ARP Funds	$0	$0	$0	$0	$0	$0	$0	$0	$0	$0
Community Invest. Tax I	0	0	0	0	0	0	0	0	0	0
Community Invest. Tax II	0	0	0	0	0	0	0	0	0	0
Community Invest. Tax III	0	0	0	0	0	0	0	0	0	0
Community Invest. Tax IV	0	0	0	0	0	0	0	0	0	0
Enterprise Fees	0	0	0	0	0	0	0	0	0	0
Financing	0	0	0	0	0	0	0	0	0	0
General Revenues-CW	350	100	150	100	0	0	0	0	0	0
General Revenues-R3M	0	0	0	0	0	0	0	0	0	0
General Revenues-UA	0	0	0	0	0	0	0	0	0	0
Grants & County Match	0	0	0	0	0	0	0	0	0	0
Library Fund	0	0	0	0	0	0	0	0	0	0
Other	0	0	0	0	0	0	0	0	0	0
Undetermined	0	0	0	0	0	0	0	0	0	0
Subtotal FY 26			$150	$100						
Total	**$350**	**$100**	**$250**		**$0**	**$0**	**$0**	**$0**	**$0**	**$0**

Uses of Funds (in $000s):	Total Estimated Cost	Prior Expenses	FY 26 Carryforward	FY 26 Additional	FY 27	FY 28	FY 29	FY 30	FY 31	Future
Capital [1]	$0	$0	$0	$0	$0	$0	$0	$0	$0	$0
Contributions [2]	350	100	150	100	0	0	0	0	0	0
Non-Capital [3]	0	0	0	0	0	0	0	0	0	0
Subtotal FY 26			$150	$100						
Total	**$350**	**$100**	**$250**		**$0**	**$0**	**$0**	**$0**	**$0**	**$0**

[1] Capital includes, but is not limited to, expenses related to capitalizable Development, Design, Land Acquisition, Equipment, Construction and Administration required to complete the project.
[2] Contributions includes, but is not limited to, funding through an agreement to other Government Agencies, Youth Organizations, Cultural Service Organizations and other Non-Profit Organizations.
[3] Non-Capital includes, but is not limited to, expenses related to Building Maintenance, Grounds & Landscaping Maintenance, Non-Capitalizable Equipment and other Professional Services.

PROJECT TITLE:
DOWNTOWN ELEVATOR MODERNIZATION (R3M) (MP)
CIE REQUIREMENTS: N
LEVEL OF SERVICE IMPACT: N/A

PROJECT NUMBER: C77911000

PROGRAM: GOVERNMENT FACILITIES

PROJECT DESCRIPTION:
Project is for the modernization of elevator drive systems that are utilizing obsolete parts and have reached their life expectancy. This project will address 27 elevators located in the downtown area.

Neighborhood Community Area:
City of Tampa

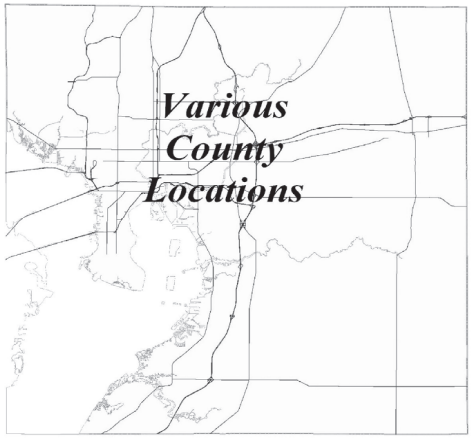

OPERATING COST IMPACT:
No significant change in operating cost is anticipated.

PROJECT COMPLETION DATE: Ongoing

Sources of Funds (in $000s):	Total Estimated Sources	Prior Funding	FY 26 Carryforward	FY 26 Additional	FY 27	FY 28	FY 29	FY 30	FY 31	Future
ARP Funds	$0	$0	$0	$0	$0	$0	$0	$0	$0	$0
Community Invest. Tax I	0	0	0	0	0	0	0	0	0	0
Community Invest. Tax II	0	0	0	0	0	0	0	0	0	0
Community Invest. Tax III	0	0	0	0	0	0	0	0	0	0
Community Invest. Tax IV	0	0	0	0	0	0	0	0	0	0
Enterprise Fees	0	0	0	0	0	0	0	0	0	0
Financing	0	0	0	0	0	0	0	0	0	0
General Revenues-CW	1,800	0	0	1,800	0	0	0	0	0	0
General Revenues-R3M	7,300	23	2,477	1,200	1,200	1,200	1,200	0	0	0
General Revenues-UA	0	0	0	0	0	0	0	0	0	0
Grants & County Match	0	0	0	0	0	0	0	0	0	0
Library Fund	0	0	0	0	0	0	0	0	0	0
Other	0	0	0	0	0	0	0	0	0	0
Undetermined	0	0	0	0	0	0	0	0	0	0
Subtotal FY 26			$2,477	$3,000						
Total	**$9,100**	**$23**	**$5,477**		**$1,200**	**$1,200**	**$1,200**	**$0**	**$0**	**$0**

Uses of Funds (in $000s):	Total Estimated Cost	Prior Expenses	FY 26 Carryforward	FY 26 Additional	FY 27	FY 28	FY 29	FY 30	FY 31	Future
Capital [1]	$0	$0	$0	$0	$0	$0	$0	$0	$0	$0
Contributions [2]	0	0	0	0	0	0	0	0	0	0
Non-Capital [3]	9,100	23	2,477	3,000	1,200	1,200	1,200	0	0	0
Subtotal FY 26			$2,477	$3,000						
Total	**$9,100**	**$23**	**$5,477**		**$1,200**	**$1,200**	**$1,200**	**$0**	**$0**	**$0**

[1] Capital includes, but is not limited to, expenses related to capitalizable Development, Design, Land Acquisition, Equipment, Construction and Administration required to complete the project.
[2] Contributions includes, but is not limited to, funding through an agreement to other Government Agencies, Youth Organizations, Cultural Service Organizations and other Non-Profit Organizations.
[3] Non-Capital includes, but is not limited to, expenses related to Building Maintenance, Grounds & Landscaping Maintenance, Non-Capitalizable Equipment and other Professional Services.

PROJECT TITLE:
EDGECOMB COURTHOUSE CARPET REPLACEMENTS (R3M)
CIE REQUIREMENTS: N
LEVEL OF SERVICE IMPACT: N/A

PROJECT NUMBER: C77864000

PROGRAM: GOVERNMENT FACILITIES

PROJECT DESCRIPTION:
Project is for replacing the deteriorated carpet at the Edgecomb Courthouse as part of scheduled lifecycle replacement in accordance with the Repair, Renovation, Replacement and Maintenance (R3M) Program.

Neighborhood Community Area:
City of Tampa

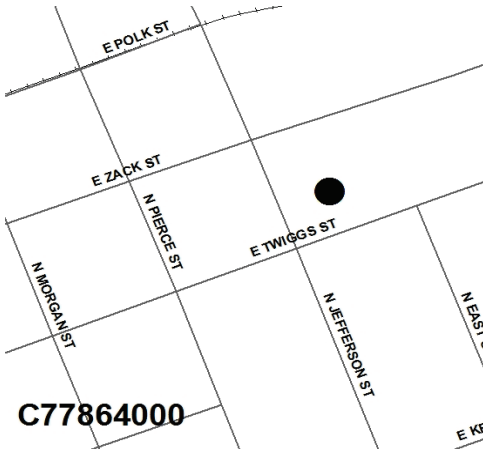

OPERATING COST IMPACT:
No significant change in operating cost is anticipated.

PROJECT COMPLETION DATE: Post Construction

Sources of Funds (in $000s):	Total Estimated Sources	Prior Funding	FY 26 Carryforward	FY 26 Additional	FY 27	FY 28	FY 29	FY 30	FY 31	Future
ARP Funds	$0	$0	$0	$0	$0	$0	$0	$0	$0	$0
Community Invest. Tax I	0	0	0	0	0	0	0	0	0	0
Community Invest. Tax II	0	0	0	0	0	0	0	0	0	0
Community Invest. Tax III	0	0	0	0	0	0	0	0	0	0
Community Invest. Tax IV	0	0	0	0	0	0	0	0	0	0
Enterprise Fees	0	0	0	0	0	0	0	0	0	0
Financing	0	0	0	0	0	0	0	0	0	0
General Revenues-CW	0	0	0	0	0	0	0	0	0	0
General Revenues-R3M	500	217	283	0	0	0	0	0	0	0
General Revenues-UA	0	0	0	0	0	0	0	0	0	0
Grants & County Match	0	0	0	0	0	0	0	0	0	0
Library Fund	0	0	0	0	0	0	0	0	0	0
Other	0	0	0	0	0	0	0	0	0	0
Undetermined	0	0	0	0	0	0	0	0	0	0
Subtotal FY 26			$283	$0						
Total	**$500**	**$217**	**$283**		**$0**	**$0**	**$0**	**$0**	**$0**	**$0**

Uses of Funds (in $000s):	Total Estimated Cost	Prior Expenses	FY 26 Carryforward	FY 26 Additional	FY 27	FY 28	FY 29	FY 30	FY 31	Future
Capital [1]	$0	$0	$0	$0	$0	$0	$0	$0	$0	$0
Contributions [2]	0	0	0	0	0	0	0	0	0	0
Non-Capital [3]	500	217	283	0	0	0	0	0	0	0
Subtotal FY 26			$283	$0						
Total	**$500**	**$217**	**$283**		**$0**	**$0**	**$0**	**$0**	**$0**	**$0**

[1] Capital includes, but is not limited to, expenses related to capitalizable Development, Design, Land Acquisition, Equipment, Construction and Administration required to complete the project.
[2] Contributions includes, but is not limited to, funding through an agreement to other Government Agencies, Youth Organizations, Cultural Service Organizations and other Non-Profit Organizations.
[3] Non-Capital includes, but is not limited to, expenses related to Building Maintenance, Grounds & Landscaping Maintenance, Non-Capitalizable Equipment and other Professional Services.

PROJECT TITLE: EDGECOMB COURTHOUSE JUDGE'S CHAMBERS RENOVATIONS (R3M)
PROJECT NUMBER: C77946000
CIE REQUIREMENTS: N
LEVEL OF SERVICE IMPACT: N/A
PROGRAM: GOVERNMENT FACILITIES

PROJECT DESCRIPTION:
Project is for the renovation of the 4th floor space and two judges chambers.

OPERATING COST IMPACT:
No significant change in operating cost is anticipated.

PROJECT COMPLETION DATE: Sep 2026

Neighborhood Community Area:
City of Tampa

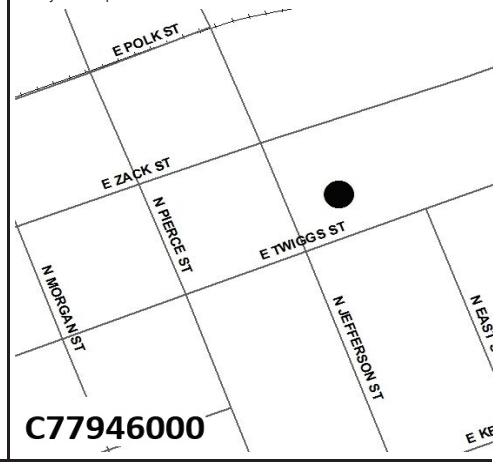

Sources of Funds (in $000s):	Total Estimated Sources	Prior Funding	FY 26 Carryforward	FY 26 Additional	FY 27	FY 28	FY 29	FY 30	FY 31	Future
ARP Funds	$0	$0	$0	$0	$0	$0	$0	$0	$0	$0
Community Invest. Tax I	0	0	0	0	0	0	0	0	0	0
Community Invest. Tax II	0	0	0	0	0	0	0	0	0	0
Community Invest. Tax III	0	0	0	0	0	0	0	0	0	0
Community Invest. Tax IV	0	0	0	0	0	0	0	0	0	0
Enterprise Fees	0	0	0	0	0	0	0	0	0	0
Financing	0	0	0	0	0	0	0	0	0	0
General Revenues-CW	0	0	0	0	0	0	0	0	0	0
General Revenues-R3M	300	0	0	300	0	0	0	0	0	0
General Revenues-UA	0	0	0	0	0	0	0	0	0	0
Grants & County Match	0	0	0	0	0	0	0	0	0	0
Library Fund	0	0	0	0	0	0	0	0	0	0
Other	0	0	0	0	0	0	0	0	0	0
Undetermined	0	0	0	0	0	0	0	0	0	0
Subtotal FY 26			$0	$300						
Total	**$300**	**$0**	**$300**		**$0**	**$0**	**$0**	**$0**	**$0**	**$0**

Uses of Funds (in $000s):	Total Estimated Cost	Prior Expenses	FY 26 Carryforward	FY 26 Additional	FY 27	FY 28	FY 29	FY 30	FY 31	Future
Capital [1]	$0	$0	$0	$0	$0	$0	$0	$0	$0	$0
Contributions [2]	0	0	0	0	0	0	0	0	0	0
Non-Capital [3]	300	0	0	300	0	0	0	0	0	0
Subtotal FY 26			$0	$300						
Total	**$300**	**$0**	**$300**		**$0**	**$0**	**$0**	**$0**	**$0**	**$0**

[1] Capital includes, but is not limited to, expenses related to capitalizable Development, Design, Land Acquisition, Equipment, Construction and Administration required to complete the project.
[2] Contributions includes, but is not limited to, funding through an agreement to other Government Agencies, Youth Organizations, Cultural Service Organizations and other Non-Profit Organizations.
[3] Non-Capital includes, but is not limited to, expenses related to Building Maintenance, Grounds & Landscaping Maintenance, Non-Capitalizable Equipment and other Professional Services.

PROJECT TITLE: EDGECOMB COURTHOUSE LIGHTING CONTROL AND REPLACEMENT (R3M)
PROJECT NUMBER: C77881000
CIE REQUIREMENTS: N
LEVEL OF SERVICE IMPACT: N/A
PROGRAM: GOVERNMENT FACILITIES

PROJECT DESCRIPTION:
This project is for the replacement of the lighting controls that operate the courtroom lighting that have reached their life expectancy and that utilizes obsolete parts that prevent the ability to perform ongoing repairs.

OPERATING COST IMPACT:
No significant change in operating cost is anticipated.

PROJECT COMPLETION DATE: Sep 2026

Neighborhood Community Area:
City of Tampa

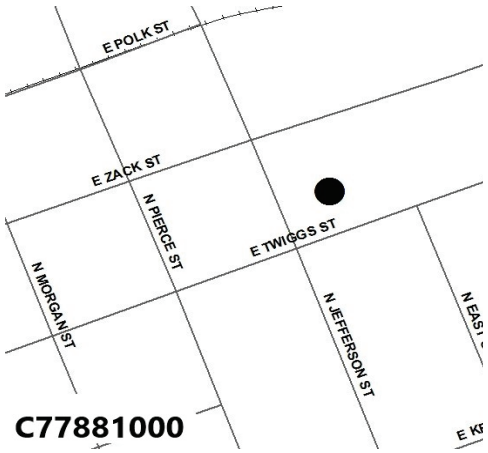

Sources of Funds (in $000s):	Total Estimated Sources	Prior Funding	FY 26 Carryforward	FY 26 Additional	FY 27	FY 28	FY 29	FY 30	FY 31	Future
ARP Funds	$0	$0	$0	$0	$0	$0	$0	$0	$0	$0
Community Invest. Tax I	0	0	0	0	0	0	0	0	0	0
Community Invest. Tax II	0	0	0	0	0	0	0	0	0	0
Community Invest. Tax III	0	0	0	0	0	0	0	0	0	0
Community Invest. Tax IV	0	0	0	0	0	0	0	0	0	0
Enterprise Fees	0	0	0	0	0	0	0	0	0	0
Financing	0	0	0	0	0	0	0	0	0	0
General Revenues-CW	0	0	0	0	0	0	0	0	0	0
General Revenues-R3M	1,050	786	264	0	0	0	0	0	0	0
General Revenues-UA	0	0	0	0	0	0	0	0	0	0
Grants & County Match	0	0	0	0	0	0	0	0	0	0
Library Fund	0	0	0	0	0	0	0	0	0	0
Other	0	0	0	0	0	0	0	0	0	0
Undetermined	0	0	0	0	0	0	0	0	0	0
Subtotal FY 26			$264	$0						
Total	**$1,050**	**$786**	**$264**		**$0**	**$0**	**$0**	**$0**	**$0**	**$0**

Uses of Funds (in $000s):	Total Estimated Cost	Prior Expenses	FY 26 Carryforward	FY 26 Additional	FY 27	FY 28	FY 29	FY 30	FY 31	Future
Capital [1]	$0	$0	$0	$0	$0	$0	$0	$0	$0	$0
Contributions [2]	0	0	0	0	0	0	0	0	0	0
Non-Capital [3]	1,050	786	264	0	0	0	0	0	0	0
Subtotal FY 26			$264	$0						
Total	**$1,050**	**$786**	**$264**		**$0**	**$0**	**$0**	**$0**	**$0**	**$0**

[1] Capital includes, but is not limited to, expenses related to capitalizable Development, Design, Land Acquisition, Equipment, Construction and Administration required to complete the project.
[2] Contributions includes, but is not limited to, funding through an agreement to other Government Agencies, Youth Organizations, Cultural Service Organizations and other Non-Profit Organizations.
[3] Non-Capital includes, but is not limited to, expenses related to Building Maintenance, Grounds & Landscaping Maintenance, Non-Capitalizable Equipment and other Professional Services.

PROJECT TITLE:
EDGECOMB COURTHOUSE ROOF REPLACEMENT (R3M)
CIE REQUIREMENTS: N
LEVEL OF SERVICE IMPACT: N/A

PROJECT NUMBER: C77942000

PROGRAM: GOVERNMENT FACILITIES

PROJECT DESCRIPTION:
Project is for scheduled end of life cycle replacement of the roof for Edgecomb Courthouse.

Neighborhood Community Area:
City of Tampa

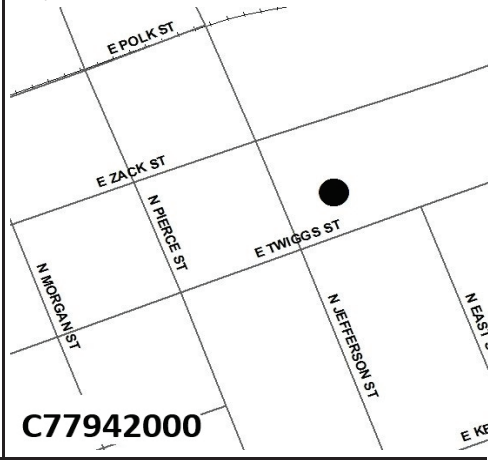

OPERATING COST IMPACT:
No significant change in operating cost is anticipated.

PROJECT COMPLETION DATE: Sep 2027

Sources of Funds (in $000s):	Total Estimated Sources	Prior Funding	FY 26 Carryforward	FY 26 Additional	FY 27	FY 28	FY 29	FY 30	FY 31	Future
ARP Funds	$0	$0	$0	$0	$0	$0	$0	$0	$0	$0
Community Invest. Tax I	0	0	0	0	0	0	0	0	0	0
Community Invest. Tax II	0	0	0	0	0	0	0	0	0	0
Community Invest. Tax III	0	0	0	0	0	0	0	0	0	0
Community Invest. Tax IV	0	0	0	0	0	0	0	0	0	0
Enterprise Fees	0	0	0	0	0	0	0	0	0	0
Financing	0	0	0	0	0	0	0	0	0	0
General Revenues-CW	0	0	0	0	0	0	0	0	0	0
General Revenues-R3M	1,600	0	0	1,600	0	0	0	0	0	0
General Revenues-UA	0	0	0	0	0	0	0	0	0	0
Grants & County Match	0	0	0	0	0	0	0	0	0	0
Library Fund	0	0	0	0	0	0	0	0	0	0
Other	0	0	0	0	0	0	0	0	0	0
Undetermined	0	0	0	0	0	0	0	0	0	0
Subtotal FY 26			$0	$1,600						
Total	**$1,600**	**$0**	**$1,600**		**$0**	**$0**	**$0**	**$0**	**$0**	**$0**

Uses of Funds (in $000s):	Total Estimated Cost	Prior Expenses	FY 26 Carryforward	FY 26 Additional	FY 27	FY 28	FY 29	FY 30	FY 31	Future
Capital [1]	$0	$0	$0	$0	$0	$0	$0	$0	$0	$0
Contributions [2]	0	0	0	0	0	0	0	0	0	0
Non-Capital [3]	1,600	0	0	1,600	0	0	0	0	0	0
Subtotal FY 26			$0	$1,600						
Total	**$1,600**	**$0**	**$1,600**		**$0**	**$0**	**$0**	**$0**	**$0**	**$0**

[1] Capital includes, but is not limited to, expenses related to capitalizable Development, Design, Land Acquisition, Equipment, Construction and Administration required to complete the project.
[2] Contributions includes, but is not limited to, funding through an agreement to other Government Agencies, Youth Organizations, Cultural Service Organizations and other Non-Profit Organizations.
[3] Non-Capital includes, but is not limited to, expenses related to Building Maintenance, Grounds & Landscaping Maintenance, Non-Capitalizable Equipment and other Professional Services.

PROJECT TITLE:
EMERGENCY GENERATORS AT VARIOUS LOCATIONS (MP)
CIE REQUIREMENTS: N
LEVEL OF SERVICE IMPACT: N/A

PROJECT NUMBER: C77841000

PROGRAM: GOVERNMENT FACILITIES

PROJECT DESCRIPTION:
The project includes engineering and installation of emergency generators and associated infrastructure upgrades such as electrical/mechanical, HVAC, fencing, safety/security, protection, etc. at various emergency shelters (such as public schools) and other critical facilities to provide back-up power capability. The project is an outcome of post Hurricane Irma analysis conducted by the County.

Neighborhood Community Area:
Countywide

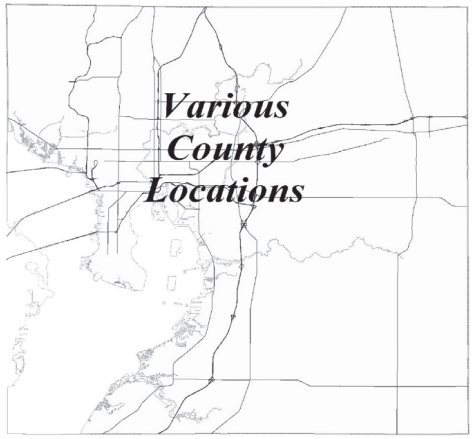

OPERATING COST IMPACT:
Preliminary maintenance cost estimated at $68,000 annually. This cost will be refined during implementation.

PROJECT COMPLETION DATE: Ongoing

Sources of Funds (in $000s):	Total Estimated Sources	Prior Funding	FY 26 Carryforward	FY 26 Additional	FY 27	FY 28	FY 29	FY 30	FY 31	Future
ARP Funds	$0	$0	$0	$0	$0	$0	$0	$0	$0	$0
Community Invest. Tax I	0	0	0	0	0	0	0	0	0	0
Community Invest. Tax II	0	0	0	0	0	0	0	0	0	0
Community Invest. Tax III	0	0	0	0	0	0	0	0	0	0
Community Invest. Tax IV	0	0	0	0	0	0	0	0	0	0
Enterprise Fees	0	0	0	0	0	0	0	0	0	0
Financing	14,672	14,672	0	0	0	0	0	0	0	0
General Revenues-CW	4,065	0	1,065	3,000	0	0	0	0	0	0
General Revenues-R3M	0	0	0	0	0	0	0	0	0	0
General Revenues-UA	1,640	278	1,362	0	0	0	0	0	0	0
Grants & County Match	0	0	0	0	0	0	0	0	0	0
Library Fund	0	0	0	0	0	0	0	0	0	0
Other	0	0	0	0	0	0	0	0	0	0
Undetermined	0	0	0	0	0	0	0	0	0	0
Subtotal FY 26			$2,427	$3,000						
Total	**$20,376**	**$14,950**	**$5,427**		**$0**	**$0**	**$0**	**$0**	**$0**	**$0**

Uses of Funds (in $000s):	Total Estimated Cost	Prior Expenses	FY 26 Carryforward	FY 26 Additional	FY 27	FY 28	FY 29	FY 30	FY 31	Future
Capital [1]	$6,416	$6,416	$0	$0	$0	$0	$0	$0	$0	$0
Contributions [2]	13,961	8,534	2,427	3,000	0	0	0	0	0	0
Non-Capital [3]	0	0	0	0	0	0	0	0	0	0
Subtotal FY 26			$2,427	$3,000						
Total	**$20,376**	**$14,950**	**$5,427**		**$0**	**$0**	**$0**	**$0**	**$0**	**$0**

[1] Capital includes, but is not limited to, expenses related to capitalizable Development, Design, Land Acquisition, Equipment, Construction and Administration required to complete the project.
[2] Contributions includes, but is not limited to, funding through an agreement to other Government Agencies, Youth Organizations, Cultural Service Organizations and other Non-Profit Organizations.
[3] Non-Capital includes, but is not limited to, expenses related to Building Maintenance, Grounds & Landscaping Maintenance, Non-Capitalizable Equipment and other Professional Services.

PROJECT TITLE:
EPC COMPLEX BUILDING WATERPROOFING (R3M)
CIE REQUIREMENTS: N
LEVEL OF SERVICE IMPACT: N/A

PROJECT NUMBER: C77934000

PROGRAM: GOVERNMENT FACILITIES

PROJECT DESCRIPTION:
The project includes design of the stormwater drainage and flow around the entire building perimeter and installation of waterproofing from below slab to the first foot or more of the exterior walls and any necessary grading/landscaping changes.

Neighborhood Community Area:
East Lake Orient Park

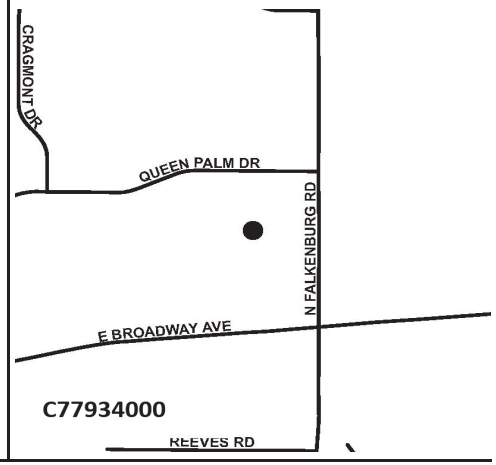

OPERATING COST IMPACT:
No significant change in operating cost is anticipated.

PROJECT COMPLETION DATE: Sep 2027

Sources of Funds (in $000s):	Total Estimated Sources	Prior Funding	FY 26 Carryforward	FY 26 Additional	FY 27	FY 28	FY 29	FY 30	FY 31	Future
ARP Funds	$0	$0	$0	$0	$0	$0	$0	$0	$0	$0
Community Invest. Tax I	0	0	0	0	0	0	0	0	0	0
Community Invest. Tax II	0	0	0	0	0	0	0	0	0	0
Community Invest. Tax III	0	0	0	0	0	0	0	0	0	0
Community Invest. Tax IV	0	0	0	0	0	0	0	0	0	0
Enterprise Fees	0	0	0	0	0	0	0	0	0	0
Financing	0	0	0	0	0	0	0	0	0	0
General Revenues-CW	0	0	0	0	0	0	0	0	0	0
General Revenues-R3M	850	0	0	850	0	0	0	0	0	0
General Revenues-UA	0	0	0	0	0	0	0	0	0	0
Grants & County Match	0	0	0	0	0	0	0	0	0	0
Library Fund	0	0	0	0	0	0	0	0	0	0
Other	0	0	0	0	0	0	0	0	0	0
Undetermined	0	0	0	0	0	0	0	0	0	0
Subtotal FY 26			$0	$850						
Total	**$850**	**$0**	**$850**		**$0**	**$0**	**$0**	**$0**	**$0**	**$0**

Uses of Funds (in $000s):	Total Estimated Cost	Prior Expenses	FY 26 Carryforward	FY 26 Additional	FY 27	FY 28	FY 29	FY 30	FY 31	Future
Capital [1]	$0	$0	$0	$0	$0	$0	$0	$0	$0	$0
Contributions [2]	0	0	0	0	0	0	0	0	0	0
Non-Capital [3]	850	0	0	850	0	0	0	0	0	0
Subtotal FY 26			$0	$850						
Total	**$850**	**$0**	**$850**		**$0**	**$0**	**$0**	**$0**	**$0**	**$0**

[1] Capital includes, but is not limited to, expenses related to capitalizable Development, Design, Land Acquisition, Equipment, Construction and Administration required to complete the project.
[2] Contributions includes, but is not limited to, funding through an agreement to other Government Agencies, Youth Organizations, Cultural Service Organizations and other Non-Profit Organizations.
[3] Non-Capital includes, but is not limited to, expenses related to Building Maintenance, Grounds & Landscaping Maintenance, Non-Capitalizable Equipment and other Professional Services.

PROJECT TITLE:
ERP SYSTEM ENHANCEMENTS
CIE REQUIREMENTS: N
LEVEL OF SERVICE IMPACT: N/A

PROJECT NUMBER: C77824000

PROGRAM: GOVERNMENT FACILITIES

PROJECT DESCRIPTION:
This project funded a full system upgrade to address improvement opportunities for the Oracle E-Business Suite software and various enhancements to improve efficiency and reporting capabilities.

Neighborhood Community Area:
City of Tampa

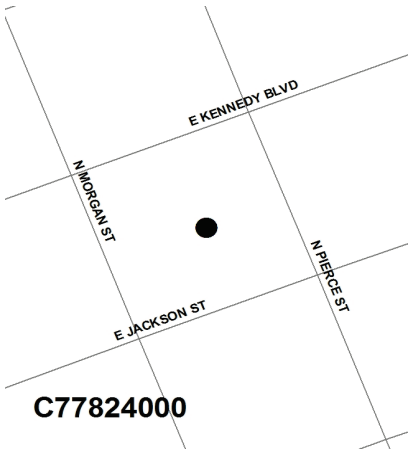

OPERATING COST IMPACT:
No significant change in operating cost is anticipated.

PROJECT COMPLETION DATE: TBD

Sources of Funds (in $000s):	Total Estimated Sources	Prior Funding	FY 26 Carryforward	FY 26 Additional	FY 27	FY 28	FY 29	FY 30	FY 31	Future
ARP Funds	$0	$0	$0	$0	$0	$0	$0	$0	$0	$0
Community Invest. Tax I	0	0	0	0	0	0	0	0	0	0
Community Invest. Tax II	0	0	0	0	0	0	0	0	0	0
Community Invest. Tax III	0	0	0	0	0	0	0	0	0	0
Community Invest. Tax IV	0	0	0	0	0	0	0	0	0	0
Enterprise Fees	1,413	1,385	28	0	0	0	0	0	0	0
Financing	0	0	0	0	0	0	0	0	0	0
General Revenues-CW	18,597	10,165	11,432	(3,000)	0	0	0	0	0	0
General Revenues-R3M	0	0	0	0	0	0	0	0	0	0
General Revenues-UA	2,524	2,000	524	0	0	0	0	0	0	0
Grants & County Match	0	0	0	0	0	0	0	0	0	0
Library Fund	0	0	0	0	0	0	0	0	0	0
Other	0	0	0	0	0	0	0	0	0	0
Undetermined	0	0	0	0	0	0	0	0	0	0
Subtotal FY 26			$11,984	($3,000)						
Total	**$22,534**	**$13,550**	**$8,984**		**$0**	**$0**	**$0**	**$0**	**$0**	**$0**

Uses of Funds (in $000s):	Total Estimated Cost	Prior Expenses	FY 26 Carryforward	FY 26 Additional	FY 27	FY 28	FY 29	FY 30	FY 31	Future
Capital [1]	$6,627	$6,627	$0	$0	$0	$0	$0	$0	$0	$0
Contributions [2]	0	0	0	0	0	0	0	0	0	0
Non-Capital [3]	15,907	6,923	11,984	(3,000)	0	0	0	0	0	0
Subtotal FY 26			$11,984	($3,000)						
Total	**$22,534**	**$13,550**	**$8,984**		**$0**	**$0**	**$0**	**$0**	**$0**	**$0**

[1] Capital includes, but is not limited to, expenses related to capitalizable Development, Design, Land Acquisition, Equipment, Construction and Administration required to complete the project.
[2] Contributions includes, but is not limited to, funding through an agreement to other Government Agencies, Youth Organizations, Cultural Service Organizations and other Non-Profit Organizations.
[3] Non-Capital includes, but is not limited to, expenses related to Building Maintenance, Grounds & Landscaping Maintenance, Non-Capitalizable Equipment and other Professional Services.

PROJECT TITLE:
FAITH ACTION MINISTRY ALLIANCE CAPITAL CONTRIBUTION
CIE REQUIREMENTS: N
LEVEL OF SERVICE IMPACT: N/A

PROJECT NUMBER: C77927000

PROGRAM: GOVERNMENT FACILITIES

PROJECT DESCRIPTION:
Conduct site work related to access and mobility on school premises and improving vacant land to enhance outdoor recreational opportunities.

OPERATING COST IMPACT:
There will be no operating cost impact to the County.

PROJECT COMPLETION DATE: Contribution

Neighborhood Community Area:
City of Tampa

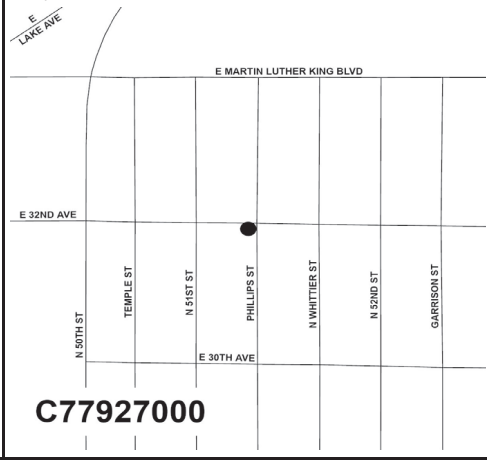

Sources of Funds (in $000s):	Total Estimated Sources	Prior Funding	FY 26 Carryforward	FY 26 Additional	FY 27	FY 28	FY 29	FY 30	FY 31	Future
ARP Funds	$0	$0	$0	$0	$0	$0	$0	$0	$0	$0
Community Invest. Tax I	0	0	0	0	0	0	0	0	0	0
Community Invest. Tax II	0	0	0	0	0	0	0	0	0	0
Community Invest. Tax III	0	0	0	0	0	0	0	0	0	0
Community Invest. Tax IV	0	0	0	0	0	0	0	0	0	0
Enterprise Fees	0	0	0	0	0	0	0	0	0	0
Financing	0	0	0	0	0	0	0	0	0	0
General Revenues-CW	250	0	250	0	0	0	0	0	0	0
General Revenues-R3M	0	0	0	0	0	0	0	0	0	0
General Revenues-UA	0	0	0	0	0	0	0	0	0	0
Grants & County Match	0	0	0	0	0	0	0	0	0	0
Library Fund	0	0	0	0	0	0	0	0	0	0
Other	0	0	0	0	0	0	0	0	0	0
Undetermined	0	0	0	0	0	0	0	0	0	0
Subtotal FY 26			$250	$0						
Total	**$250**	**$0**	**$250**		**$0**	**$0**	**$0**	**$0**	**$0**	**$0**

Uses of Funds (in $000s):	Total Estimated Cost	Prior Expenses	FY 26 Carryforward	FY 26 Additional	FY 27	FY 28	FY 29	FY 30	FY 31	Future
Capital [1]	$0	$0	$0	$0	$0	$0	$0	$0	$0	$0
Contributions [2]	250	0	250	0	0	0	0	0	0	0
Non-Capital [3]	0	0	0	0	0	0	0	0	0	0
Subtotal FY 26			$250	$0						
Total	**$250**	**$0**	**$250**		**$0**	**$0**	**$0**	**$0**	**$0**	**$0**

[1] Capital includes, but is not limited to, expenses related to capitalizable Development, Design, Land Acquisition, Equipment, Construction and Administration required to complete the project.
[2] Contributions includes, but is not limited to, funding through an agreement to other Government Agencies, Youth Organizations, Cultural Service Organizations and other Non-Profit Organizations.
[3] Non-Capital includes, but is not limited to, expenses related to Building Maintenance, Grounds & Landscaping Maintenance, Non-Capitalizable Equipment and other Professional Services.

PROJECT TITLE:
FALKENBURG CLERK GENERATOR REPLACEMENT (R3M)
CIE REQUIREMENTS: N
LEVEL OF SERVICE IMPACT: N/A

PROJECT NUMBER: C77880000

PROGRAM: GOVERNMENT FACILITIES

PROJECT DESCRIPTION:
This project is for the scheduled replacement of the emergency generator that has reached its life expectancy.

OPERATING COST IMPACT:
No significant change in operating cost is anticipated.

PROJECT COMPLETION DATE: Sep 2026

Neighborhood Community Area:
Brandon

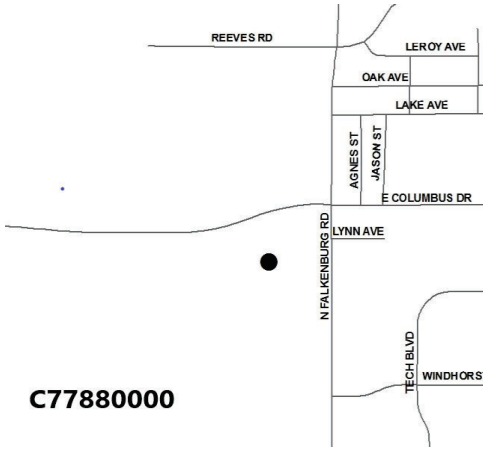

Sources of Funds (in $000s):	Total Estimated Sources	Prior Funding	FY 26 Carryforward	FY 26 Additional	FY 27	FY 28	FY 29	FY 30	FY 31	Future
ARP Funds	$0	$0	$0	$0	$0	$0	$0	$0	$0	$0
Community Invest. Tax I	0	0	0	0	0	0	0	0	0	0
Community Invest. Tax II	0	0	0	0	0	0	0	0	0	0
Community Invest. Tax III	0	0	0	0	0	0	0	0	0	0
Community Invest. Tax IV	0	0	0	0	0	0	0	0	0	0
Enterprise Fees	0	0	0	0	0	0	0	0	0	0
Financing	0	0	0	0	0	0	0	0	0	0
General Revenues-CW	0	0	0	0	0	0	0	0	0	0
General Revenues-R3M	2,500	27	1,223	1,250	0	0	0	0	0	0
General Revenues-UA	0	0	0	0	0	0	0	0	0	0
Grants & County Match	0	0	0	0	0	0	0	0	0	0
Library Fund	0	0	0	0	0	0	0	0	0	0
Other	0	0	0	0	0	0	0	0	0	0
Undetermined	0	0	0	0	0	0	0	0	0	0
Subtotal FY 26			$1,223	$1,250						
Total	**$2,500**	**$27**	**$2,473**		**$0**	**$0**	**$0**	**$0**	**$0**	**$0**

Uses of Funds (in $000s):	Total Estimated Cost	Prior Expenses	FY 26 Carryforward	FY 26 Additional	FY 27	FY 28	FY 29	FY 30	FY 31	Future
Capital [1]	$5	$5	$0	$0	$0	$0	$0	$0	$0	$0
Contributions [2]	0	0	0	0	0	0	0	0	0	0
Non-Capital [3]	2,495	22	1,223	1,250	0	0	0	0	0	0
Subtotal FY 26			$1,223	$1,250						
Total	**$2,500**	**$27**	**$2,473**		**$0**	**$0**	**$0**	**$0**	**$0**	**$0**

[1] Capital includes, but is not limited to, expenses related to capitalizable Development, Design, Land Acquisition, Equipment, Construction and Administration required to complete the project.
[2] Contributions includes, but is not limited to, funding through an agreement to other Government Agencies, Youth Organizations, Cultural Service Organizations and other Non-Profit Organizations.
[3] Non-Capital includes, but is not limited to, expenses related to Building Maintenance, Grounds & Landscaping Maintenance, Non-Capitalizable Equipment and other Professional Services.

PROJECT TITLE:
FALKENBURG RD CLERK WAREHOUSE AIR HANDLER & CHILLER REPLACEMENT (R3M)
CIE REQUIREMENTS: N
LEVEL OF SERVICE IMPACT: N/A

PROJECT NUMBER: C77860000

PROGRAM: GOVERNMENT FACILITIES

PROJECT DESCRIPTION:
Project is to replace the overhead air handlers and air cooled chiller that have reached their life expectancy.

OPERATING COST IMPACT:
No significant change in operating cost is anticipated.

PROJECT COMPLETION DATE: Sep 2026

Neighborhood Community Area:
Brandon

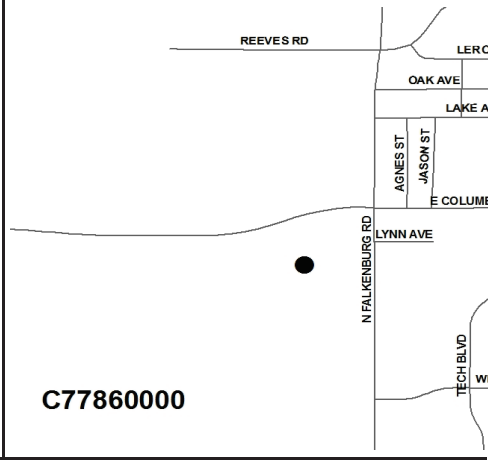

Sources of Funds (in $000s):	Total Estimated Sources	Prior Funding	FY 26 Carryforward	FY 26 Additional	FY 27	FY 28	FY 29	FY 30	FY 31	Future
ARP Funds	$0	$0	$0	$0	$0	$0	$0	$0	$0	$0
Community Invest. Tax I	0	0	0	0	0	0	0	0	0	0
Community Invest. Tax II	0	0	0	0	0	0	0	0	0	0
Community Invest. Tax III	0	0	0	0	0	0	0	0	0	0
Community Invest. Tax IV	0	0	0	0	0	0	0	0	0	0
Enterprise Fees	0	0	0	0	0	0	0	0	0	0
Financing	0	0	0	0	0	0	0	0	0	0
General Revenues-CW	0	0	0	0	0	0	0	0	0	0
General Revenues-R3M	1,750	211	1,039	500	0	0	0	0	0	0
General Revenues-UA	0	0	0	0	0	0	0	0	0	0
Grants & County Match	0	0	0	0	0	0	0	0	0	0
Library Fund	0	0	0	0	0	0	0	0	0	0
Other	0	0	0	0	0	0	0	0	0	0
Undetermined	0	0	0	0	0	0	0	0	0	0
Subtotal FY 26			$1,039	$500						
Total	**$1,750**	**$211**	**$1,539**		**$0**	**$0**	**$0**	**$0**	**$0**	**$0**

Uses of Funds (in $000s):	Total Estimated Cost	Prior Expenses	FY 26 Carryforward	FY 26 Additional	FY 27	FY 28	FY 29	FY 30	FY 31	Future
Capital [1]	$0	$0	$0	$0	$0	$0	$0	$0	$0	$0
Contributions [2]	0	0	0	0	0	0	0	0	0	0
Non-Capital [3]	1,750	211	1,039	500	0	0	0	0	0	0
Subtotal FY 26			$1,039	$500						
Total	**$1,750**	**$211**	**$1,539**		**$0**	**$0**	**$0**	**$0**	**$0**	**$0**

[1] Capital includes, but is not limited to, expenses related to capitalizable Development, Design, Land Acquisition, Equipment, Construction and Administration required to complete the project.
[2] Contributions includes, but is not limited to, funding through an agreement to other Government Agencies, Youth Organizations, Cultural Service Organizations and other Non-Profit Organizations.
[3] Non-Capital includes, but is not limited to, expenses related to Building Maintenance, Grounds & Landscaping Maintenance, Non-Capitalizable Equipment and other Professional Services.

PROJECT TITLE:
FILM STUDIO / FILM SCHOOL
CIE REQUIREMENTS: N
LEVEL OF SERVICE IMPACT: N/A

PROJECT NUMBER: C77859000

PROGRAM: GOVERNMENT FACILITIES

PROJECT DESCRIPTION:
The Board of County Commissioners approved this project to provide funding for the construction / build out of a future film studio / film school.

OPERATING COST IMPACT:
To be determined.

PROJECT COMPLETION DATE: TBD

Neighborhood Community Area:
TBD

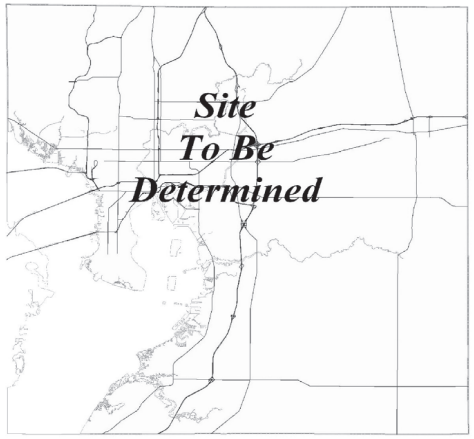

Sources of Funds (in $000s):	Total Estimated Sources	Prior Funding	FY 26 Carryforward	FY 26 Additional	FY 27	FY 28	FY 29	FY 30	FY 31	Future
ARP Funds	$0	$0	$0	$0	$0	$0	$0	$0	$0	$0
Community Invest. Tax I	0	0	0	0	0	0	0	0	0	0
Community Invest. Tax II	0	0	0	0	0	0	0	0	0	0
Community Invest. Tax III	0	0	0	0	0	0	0	0	0	0
Community Invest. Tax IV	0	0	0	0	0	0	0	0	0	0
Enterprise Fees	0	0	0	0	0	0	0	0	0	0
Financing	0	0	0	0	0	0	0	0	0	0
General Revenues-CW	0	0	0	0	0	0	0	0	0	0
General Revenues-R3M	0	0	0	0	0	0	0	0	0	0
General Revenues-UA	0	0	0	0	0	0	0	0	0	0
Grants & County Match	0	0	0	0	0	0	0	0	0	0
Library Fund	0	0	0	0	0	0	0	0	0	0
Other	2,000	0	2,000	0	0	0	0	0	0	0
Undetermined	0	0	0	0	0	0	0	0	0	0
Subtotal FY 26			$2,000	$0						
Total	**$2,000**	**$0**	**$2,000**		**$0**	**$0**	**$0**	**$0**	**$0**	**$0**

Uses of Funds (in $000s):	Total Estimated Cost	Prior Expenses	FY 26 Carryforward	FY 26 Additional	FY 27	FY 28	FY 29	FY 30	FY 31	Future
Capital [1]	$2,000	$0	$2,000	$0	$0	$0	$0	$0	$0	$0
Contributions [2]	0	0	0	0	0	0	0	0	0	0
Non-Capital [3]	0	0	0	0	0	0	0	0	0	0
Subtotal FY 26			$2,000	$0						
Total	**$2,000**	**$0**	**$2,000**		**$0**	**$0**	**$0**	**$0**	**$0**	**$0**

[1] Capital includes, but is not limited to, expenses related to capitalizable Development, Design, Land Acquisition, Equipment, Construction and Administration required to complete the project.
[2] Contributions includes, but is not limited to, funding through an agreement to other Government Agencies, Youth Organizations, Cultural Service Organizations and other Non-Profit Organizations.
[3] Non-Capital includes, but is not limited to, expenses related to Building Maintenance, Grounds & Landscaping Maintenance, Non-Capitalizable Equipment and other Professional Services.

PROJECT TITLE:
FORMER DEPARTMENT OF JUVENILE JUSTICE SITE RENOVATIONS (R3M)
CIE REQUIREMENTS: N
LEVEL OF SERVICE IMPACT: N/A

PROJECT NUMBER: C77885000

PROGRAM: GOVERNMENT FACILITIES

PROJECT DESCRIPTION:
This project is for the demolition of structures at the County owned former Department of Juvenile Justice (DOJJ) site in East Rural County (near Mango Road) and any decommissioning of utilities.

OPERATING COST IMPACT:
No significant change in operating cost is anticipated.

PROJECT COMPLETION DATE: Sep 2026

Neighborhood Community Area:
Thonotosassa

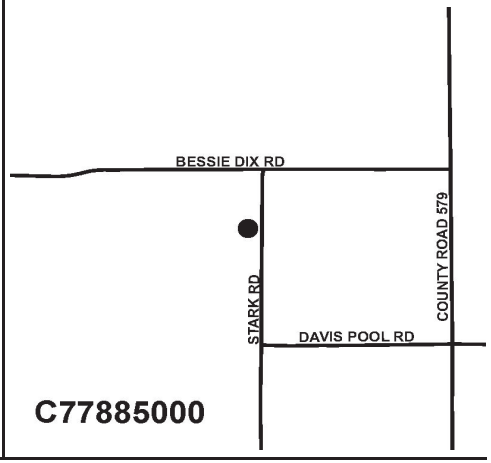

Sources of Funds (in $000s):	Total Estimated Sources	Prior Funding	FY 26 Carryforward	FY 26 Additional	FY 27	FY 28	FY 29	FY 30	FY 31	Future
ARP Funds	$0	$0	$0	$0	$0	$0	$0	$0	$0	$0
Community Invest. Tax I	0	0	0	0	0	0	0	0	0	0
Community Invest. Tax II	0	0	0	0	0	0	0	0	0	0
Community Invest. Tax III	0	0	0	0	0	0	0	0	0	0
Community Invest. Tax IV	0	0	0	0	0	0	0	0	0	0
Enterprise Fees	0	0	0	0	0	0	0	0	0	0
Financing	0	0	0	0	0	0	0	0	0	0
General Revenues-CW	0	0	0	0	0	0	0	0	0	0
General Revenues-R3M	500	123	377	0	0	0	0	0	0	0
General Revenues-UA	0	0	0	0	0	0	0	0	0	0
Grants & County Match	0	0	0	0	0	0	0	0	0	0
Library Fund	0	0	0	0	0	0	0	0	0	0
Other	0	0	0	0	0	0	0	0	0	0
Undetermined	0	0	0	0	0	0	0	0	0	0
Subtotal FY 26			$377	$0						
Total	**$500**	**$123**	**$377**		**$0**	**$0**	**$0**	**$0**	**$0**	**$0**

Uses of Funds (in $000s):	Total Estimated Cost	Prior Expenses	FY 26 Carryforward	FY 26 Additional	FY 27	FY 28	FY 29	FY 30	FY 31	Future
Capital [1]	$122	$122	$0	$0	$0	$0	$0	$0	$0	$0
Contributions [2]	0	0	0	0	0	0	0	0	0	0
Non-Capital [3]	378	1	377	0	0	0	0	0	0	0
Subtotal FY 26			$377	$0						
Total	**$500**	**$123**	**$377**		**$0**	**$0**	**$0**	**$0**	**$0**	**$0**

[1] Capital includes, but is not limited to, expenses related to capitalizable Development, Design, Land Acquisition, Equipment, Construction and Administration required to complete the project.
[2] Contributions includes, but is not limited to, funding through an agreement to other Government Agencies, Youth Organizations, Cultural Service Organizations and other Non-Profit Organizations.
[3] Non-Capital includes, but is not limited to, expenses related to Building Maintenance, Grounds & Landscaping Maintenance, Non-Capitalizable Equipment and other Professional Services.

PROJECT TITLE:
GRACEPOINT MARIPOSA WOMEN'S PSYCHIATRIC HOSPITAL
CIE REQUIREMENTS: N
LEVEL OF SERVICE IMPACT: N/A

PROJECT NUMBER: C77948000

PROGRAM: GOVERNMENT FACILITIES

PROJECT DESCRIPTION:
The Board of County Commissioners approved funding a contribution for construction of an entry canopy as well as associated FF&E for Gracepoint's new Mariposa Women's Psychiatric Hospital currently under development.

OPERATING COST IMPACT:
There will be no operating cost impact to the County.

PROJECT COMPLETION DATE: Contribution

Neighborhood Community Area:
City of Tampa

Sources of Funds (in $000s):	Total Estimated Sources	Prior Funding	FY 26 Carryforward	FY 26 Additional	FY 27	FY 28	FY 29	FY 30	FY 31	Future
ARP Funds	$0	$0	$0	$0	$0	$0	$0	$0	$0	$0
Community Invest. Tax I	0	0	0	0	0	0	0	0	0	0
Community Invest. Tax II	0	0	0	0	0	0	0	0	0	0
Community Invest. Tax III	0	0	0	0	0	0	0	0	0	0
Community Invest. Tax IV	0	0	0	0	0	0	0	0	0	0
Enterprise Fees	0	0	0	0	0	0	0	0	0	0
Financing	0	0	0	0	0	0	0	0	0	0
General Revenues-CW	950	0	0	238	238	238	238	0	0	0
General Revenues-R3M	0	0	0	0	0	0	0	0	0	0
General Revenues-UA	0	0	0	0	0	0	0	0	0	0
Grants & County Match	0	0	0	0	0	0	0	0	0	0
Library Fund	0	0	0	0	0	0	0	0	0	0
Other	0	0	0	0	0	0	0	0	0	0
Undetermined	0	0	0	0	0	0	0	0	0	0
Subtotal FY 26			$0	$238						
Total	**$950**	**$0**	**$238**		**$238**	**$238**	**$238**	**$0**	**$0**	**$0**

Uses of Funds (in $000s):	Total Estimated Cost	Prior Expenses	FY 26 Carryforward	FY 26 Additional	FY 27	FY 28	FY 29	FY 30	FY 31	Future
Capital [1]	$0	$0	$0	$0	$0	$0	$0	$0	$0	$0
Contributions [2]	950	0	0	238	238	238	238	0	0	0
Non-Capital [3]	0	0	0	0	0	0	0	0	0	0
Subtotal FY 26			$0	$238						
Total	**$950**	**$0**	**$238**		**$238**	**$238**	**$238**	**$0**	**$0**	**$0**

[1] Capital includes, but is not limited to, expenses related to capitalizable Development, Design, Land Acquisition, Equipment, Construction and Administration required to complete the project.
[2] Contributions includes, but is not limited to, funding through an agreement to other Government Agencies, Youth Organizations, Cultural Service Organizations and other Non-Profit Organizations.
[3] Non-Capital includes, but is not limited to, expenses related to Building Maintenance, Grounds & Landscaping Maintenance, Non-Capitalizable Equipment and other Professional Services.

PROJECT TITLE:
HANNA FACILITY REPURPOSE
CIE REQUIREMENTS: N
LEVEL OF SERVICE IMPACT: N/A

PROJECT NUMBER: C77818000

PROGRAM: GOVERNMENT FACILITIES

PROJECT DESCRIPTION:
Renovate portions of the former Fire Rescue headquarters to accommodate other County agencies. Fire Rescue has relocated to its new headquarters at the PSOC complex.

OPERATING COST IMPACT:
No new staffing anticipated. No significant impacts to building operating and maintenance costs.

PROJECT COMPLETION DATE: Post Construction

Neighborhood Community Area:
City of Tampa

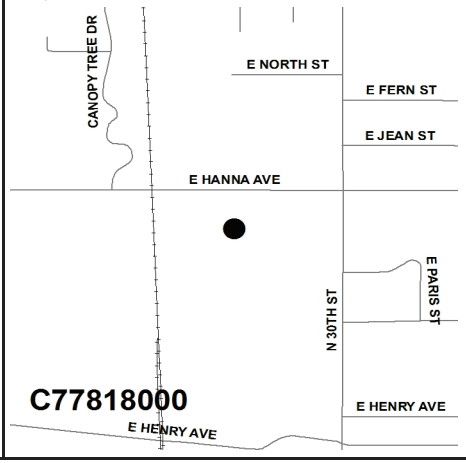

Sources of Funds (in $000s):	Total Estimated Sources	Prior Funding	FY 26 Carryforward	FY 26 Additional	FY 27	FY 28	FY 29	FY 30	FY 31	Future
ARP Funds	$0	$0	$0	$0	$0	$0	$0	$0	$0	$0
Community Invest. Tax I	0	0	0	0	0	0	0	0	0	0
Community Invest. Tax II	0	0	0	0	0	0	0	0	0	0
Community Invest. Tax III	0	0	0	0	0	0	0	0	0	0
Community Invest. Tax IV	0	0	0	0	0	0	0	0	0	0
Enterprise Fees	0	0	0	0	0	0	0	0	0	0
Financing	0	0	0	0	0	0	0	0	0	0
General Revenues-CW	0	0	0	0	0	0	0	0	0	0
General Revenues-R3M	700	571	129	0	0	0	0	0	0	0
General Revenues-UA	0	0	0	0	0	0	0	0	0	0
Grants & County Match	0	0	0	0	0	0	0	0	0	0
Library Fund	0	0	0	0	0	0	0	0	0	0
Other	0	0	0	0	0	0	0	0	0	0
Undetermined	0	0	0	0	0	0	0	0	0	0
Subtotal FY 26			$129	$0						
Total	**$700**	**$571**	**$129**		**$0**	**$0**	**$0**	**$0**	**$0**	**$0**

Uses of Funds (in $000s):	Total Estimated Cost	Prior Expenses	FY 26 Carryforward	FY 26 Additional	FY 27	FY 28	FY 29	FY 30	FY 31	Future
Capital [1]	$0	$0	$0	$0	$0	$0	$0	$0	$0	$0
Contributions [2]	0	0	0	0	0	0	0	0	0	0
Non-Capital [3]	700	571	129	0	0	0	0	0	0	0
Subtotal FY 26			$129	$0						
Total	**$700**	**$571**	**$129**		**$0**	**$0**	**$0**	**$0**	**$0**	**$0**

[1] Capital includes, but is not limited to, expenses related to capitalizable Development, Design, Land Acquisition, Equipment, Construction and Administration required to complete the project.
[2] Contributions includes, but is not limited to, funding through an agreement to other Government Agencies, Youth Organizations, Cultural Service Organizations and other Non-Profit Organizations.
[3] Non-Capital includes, but is not limited to, expenses related to Building Maintenance, Grounds & Landscaping Maintenance, Non-Capitalizable Equipment and other Professional Services.

PROJECT TITLE:
HANNA ROAD FACILITY GENERATOR REPLACEMENT (R3M)
CIE REQUIREMENTS: N
LEVEL OF SERVICE IMPACT: N/A

PROJECT NUMBER: C77940000

PROGRAM: GOVERNMENT FACILITIES

PROJECT DESCRIPTION:
This project is for the scheduled replacement of the emergency generator that has reached its life expectancy.

OPERATING COST IMPACT:
No significant change in operating cost is anticipated.

PROJECT COMPLETION DATE: Sep 2026

Neighborhood Community Area:
City of Tampa

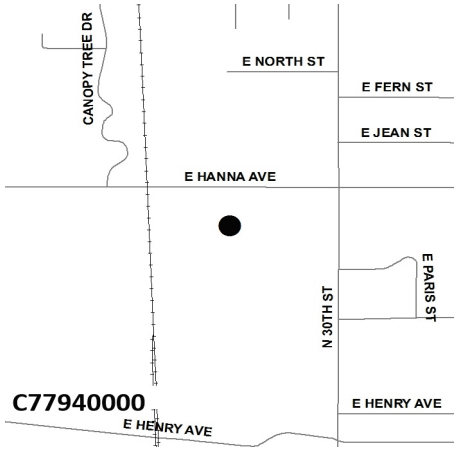

Sources of Funds (in $000s):	Total Estimated Sources	Prior Funding	FY 26 Carryforward	FY 26 Additional	FY 27	FY 28	FY 29	FY 30	FY 31	Future
ARP Funds	$0	$0	$0	$0	$0	$0	$0	$0	$0	$0
Community Invest. Tax I	0	0	0	0	0	0	0	0	0	0
Community Invest. Tax II	0	0	0	0	0	0	0	0	0	0
Community Invest. Tax III	0	0	0	0	0	0	0	0	0	0
Community Invest. Tax IV	0	0	0	0	0	0	0	0	0	0
Enterprise Fees	0	0	0	0	0	0	0	0	0	0
Financing	0	0	0	0	0	0	0	0	0	0
General Revenues-CW	0	0	0	0	0	0	0	0	0	0
General Revenues-R3M	750	0	0	750	0	0	0	0	0	0
General Revenues-UA	0	0	0	0	0	0	0	0	0	0
Grants & County Match	0	0	0	0	0	0	0	0	0	0
Library Fund	0	0	0	0	0	0	0	0	0	0
Other	0	0	0	0	0	0	0	0	0	0
Undetermined	0	0	0	0	0	0	0	0	0	0
Subtotal FY 26			$0	$750						
Total	**$750**	**$0**	**$750**		**$0**	**$0**	**$0**	**$0**	**$0**	**$0**

Uses of Funds (in $000s):	Total Estimated Cost	Prior Expenses	FY 26 Carryforward	FY 26 Additional	FY 27	FY 28	FY 29	FY 30	FY 31	Future
Capital [1]	$0	$0	$0	$0	$0	$0	$0	$0	$0	$0
Contributions [2]	0	0	0	0	0	0	0	0	0	0
Non-Capital [3]	750	0	0	750	0	0	0	0	0	0
Subtotal FY 26			$0	$750						
Total	**$750**	**$0**	**$750**		**$0**	**$0**	**$0**	**$0**	**$0**	**$0**

[1] Capital includes, but is not limited to, expenses related to capitalizable Development, Design, Land Acquisition, Equipment, Construction and Administration required to complete the project.
[2] Contributions includes, but is not limited to, funding through an agreement to other Government Agencies, Youth Organizations, Cultural Service Organizations and other Non-Profit Organizations.
[3] Non-Capital includes, but is not limited to, expenses related to Building Maintenance, Grounds & Landscaping Maintenance, Non-Capitalizable Equipment and other Professional Services.

PROJECT TITLE:
HANNA ROAD FACILITY HVAC REPLACEMENTS (R3M)
CIE REQUIREMENTS: N
LEVEL OF SERVICE IMPACT: N/A

PROJECT NUMBER: C77939000

PROGRAM: GOVERNMENT FACILITIES

PROJECT DESCRIPTION:
This project is for the scheduled replacement of the HVAC system that has reached its life expectancy.

OPERATING COST IMPACT:
No significant change in operating cost is anticipated.

PROJECT COMPLETION DATE: Sep 2026

Neighborhood Community Area:
City of Tampa

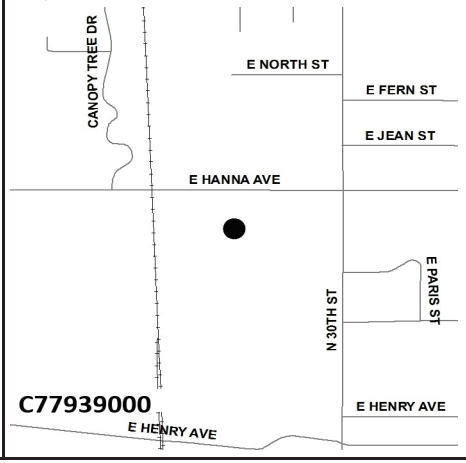

Sources of Funds (in $000s):	Total Estimated Sources	Prior Funding	FY 26 Carryforward	FY 26 Additional	FY 27	FY 28	FY 29	FY 30	FY 31	Future
ARP Funds	$0	$0	$0	$0	$0	$0	$0	$0	$0	$0
Community Invest. Tax I	0	0	0	0	0	0	0	0	0	0
Community Invest. Tax II	0	0	0	0	0	0	0	0	0	0
Community Invest. Tax III	0	0	0	0	0	0	0	0	0	0
Community Invest. Tax IV	0	0	0	0	0	0	0	0	0	0
Enterprise Fees	0	0	0	0	0	0	0	0	0	0
Financing	0	0	0	0	0	0	0	0	0	0
General Revenues-CW	0	0	0	0	0	0	0	0	0	0
General Revenues-R3M	2,000	0	0	2,000	0	0	0	0	0	0
General Revenues-UA	0	0	0	0	0	0	0	0	0	0
Grants & County Match	0	0	0	0	0	0	0	0	0	0
Library Fund	0	0	0	0	0	0	0	0	0	0
Other	0	0	0	0	0	0	0	0	0	0
Undetermined	0	0	0	0	0	0	0	0	0	0
Subtotal FY 26			$0	$2,000						
Total	**$2,000**	**$0**	**$2,000**		**$0**	**$0**	**$0**	**$0**	**$0**	**$0**

Uses of Funds (in $000s):	Total Estimated Cost	Prior Expenses	FY 26 Carryforward	FY 26 Additional	FY 27	FY 28	FY 29	FY 30	FY 31	Future
Capital [1]	$0	$0	$0	$0	$0	$0	$0	$0	$0	$0
Contributions [2]	0	0	0	0	0	0	0	0	0	0
Non-Capital [3]	2,000	0	0	2,000	0	0	0	0	0	0
Subtotal FY 26			$0	$2,000						
Total	**$2,000**	**$0**	**$2,000**		**$0**	**$0**	**$0**	**$0**	**$0**	**$0**

[1] Capital includes, but is not limited to, expenses related to capitalizable Development, Design, Land Acquisition, Equipment, Construction and Administration required to complete the project.
[2] Contributions includes, but is not limited to, funding through an agreement to other Government Agencies, Youth Organizations, Cultural Service Organizations and other Non-Profit Organizations.
[3] Non-Capital includes, but is not limited to, expenses related to Building Maintenance, Grounds & Landscaping Maintenance, Non-Capitalizable Equipment and other Professional Services.

PROJECT TITLE:
HEALTHCARE WORKFORCE AFFORDABLE HOUSING - TGH AND USF
CIE REQUIREMENTS: N
LEVEL OF SERVICE IMPACT: N/A

PROJECT NUMBER: C77949000

PROGRAM: GOVERNMENT FACILITIES

PROJECT DESCRIPTION:
Contribution to help support the development of a childcare center that will be built in conjunction with a Tampa General Hospital workforce housing development. This will be a joint venture with an experienced affordable workforce housing developer to attract and retain health care workers at TGH and USF by providing affordable rental units.

OPERATING COST IMPACT:
There will be no operating cost impact to the County.

PROJECT COMPLETION DATE: Contribution

Neighborhood Community Area:
Various

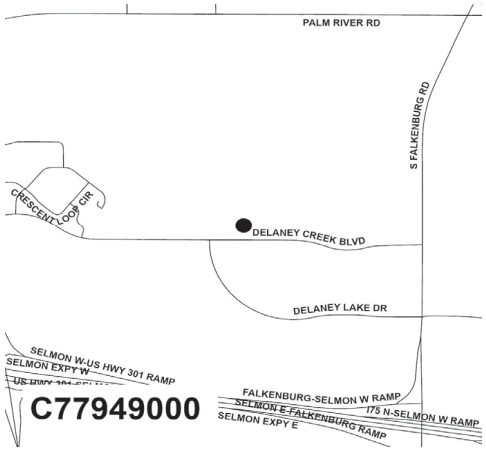

Sources of Funds (in $000s):	Total Estimated Sources	Prior Funding	FY 26 Carryforward	FY 26 Additional	FY 27	FY 28	FY 29	FY 30	FY 31	Future
ARP Funds	$0	$0	$0	$0	$0	$0	$0	$0	$0	$0
Community Invest. Tax I	0	0	0	0	0	0	0	0	0	0
Community Invest. Tax II	0	0	0	0	0	0	0	0	0	0
Community Invest. Tax III	0	0	0	0	0	0	0	0	0	0
Community Invest. Tax IV	0	0	0	0	0	0	0	0	0	0
Enterprise Fees	0	0	0	0	0	0	0	0	0	0
Financing	0	0	0	0	0	0	0	0	0	0
General Revenues-CW	2,000	0	0	500	500	500	500	0	0	0
General Revenues-R3M	0	0	0	0	0	0	0	0	0	0
General Revenues-UA	0	0	0	0	0	0	0	0	0	0
Grants & County Match	0	0	0	0	0	0	0	0	0	0
Library Fund	0	0	0	0	0	0	0	0	0	0
Other	0	0	0	0	0	0	0	0	0	0
Undetermined	0	0	0	0	0	0	0	0	0	0
Subtotal FY 26			$0	$500						
Total	**$2,000**	**$0**	**$500**		**$500**	**$500**	**$500**	**$0**	**$0**	**$0**

Uses of Funds (in $000s):	Total Estimated Cost	Prior Expenses	FY 26 Carryforward	FY 26 Additional	FY 27	FY 28	FY 29	FY 30	FY 31	Future
Capital [1]	$0	$0	$0	$0	$0	$0	$0	$0	$0	$0
Contributions [2]	2,000	0	0	500	500	500	500	0	0	0
Non-Capital [3]	0	0	0	0	0	0	0	0	0	0
Subtotal FY 26			$0	$500						
Total	**$2,000**	**$0**	**$500**		**$500**	**$500**	**$500**	**$0**	**$0**	**$0**

[1] Capital includes, but is not limited to, expenses related to capitalizable Development, Design, Land Acquisition, Equipment, Construction and Administration required to complete the project.
[2] Contributions includes, but is not limited to, funding through an agreement to other Government Agencies, Youth Organizations, Cultural Service Organizations and other Non-Profit Organizations.
[3] Non-Capital includes, but is not limited to, expenses related to Building Maintenance, Grounds & Landscaping Maintenance, Non-Capitalizable Equipment and other Professional Services.

PROJECT TITLE:
HIGHLAND PINES OUTREACH CENTER CAPITAL CONTRIBUTION

PROJECT NUMBER: C77951000

CIE REQUIREMENTS: N

LEVEL OF SERVICE IMPACT: N/A

PROGRAM: GOVERNMENT FACILITIES

PROJECT DESCRIPTION:
Purchase of a new modular building will provide additional space for offices & equipment, social services and support, food for the underprivileged, partnering with or supporting homeless shelters, health & wellness screenings and referrals and free bath showers and clothes onsite.

Neighborhood Community Area:
City of Tampa

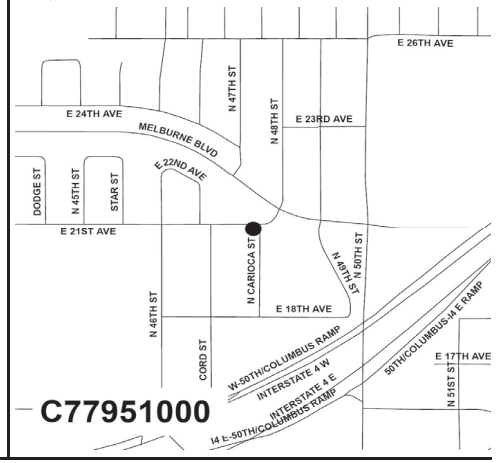

OPERATING COST IMPACT:
There will be no operating cost impact to the County.

PROJECT COMPLETION DATE: Contribution

Sources of Funds (in $000s):	Total Estimated Sources	Prior Funding	FY 26 Carryforward	FY 26 Additional	FY 27	FY 28	FY 29	FY 30	FY 31	Future
ARP Funds	$0	$0	$0	$0	$0	$0	$0	$0	$0	$0
Community Invest. Tax I	0	0	0	0	0	0	0	0	0	0
Community Invest. Tax II	0	0	0	0	0	0	0	0	0	0
Community Invest. Tax III	0	0	0	0	0	0	0	0	0	0
Community Invest. Tax IV	0	0	0	0	0	0	0	0	0	0
Enterprise Fees	0	0	0	0	0	0	0	0	0	0
Financing	0	0	0	0	0	0	0	0	0	0
General Revenues-CW	100	0	0	100	0	0	0	0	0	0
General Revenues-R3M	0	0	0	0	0	0	0	0	0	0
General Revenues-UA	0	0	0	0	0	0	0	0	0	0
Grants & County Match	0	0	0	0	0	0	0	0	0	0
Library Fund	0	0	0	0	0	0	0	0	0	0
Other	0	0	0	0	0	0	0	0	0	0
Undetermined	0	0	0	0	0	0	0	0	0	0
Subtotal FY 26			$0	$100						
Total	**$100**	**$0**	**$100**		**$0**	**$0**	**$0**	**$0**	**$0**	**$0**

Uses of Funds (in $000s):	Total Estimated Cost	Prior Expenses	FY 26 Carryforward	FY 26 Additional	FY 27	FY 28	FY 29	FY 30	FY 31	Future
Capital [1]	$0	$0	$0	$0	$0	$0	$0	$0	$0	$0
Contributions [2]	100	0	0	100	0	0	0	0	0	0
Non-Capital [3]	0	0	0	0	0	0	0	0	0	0
Subtotal FY 26			$0	$100						
Total	**$100**	**$0**	**$100**		**$0**	**$0**	**$0**	**$0**	**$0**	**$0**

[1] Capital includes, but is not limited to, expenses related to capitalizable Development, Design, Land Acquisition, Equipment, Construction and Administration required to complete the project.
[2] Contributions includes, but is not limited to, funding through an agreement to other Government Agencies, Youth Organizations, Cultural Service Organizations and other Non-Profit Organizations.
[3] Non-Capital includes, but is not limited to, expenses related to Building Maintenance, Grounds & Landscaping Maintenance, Non-Capitalizable Equipment and other Professional Services.

PROJECT TITLE:
HISTORIC 1914 SCHOOL IN PLANT CITY CAPITAL IMPROVEMENTS

PROJECT NUMBER: C77899000

CIE REQUIREMENTS: N

LEVEL OF SERVICE IMPACT: N/A

PROGRAM: GOVERNMENT FACILITIES

PROJECT DESCRIPTION:
The Board of County Commissioners approved funding a contribution for improvements to the Historic 1914 School located at 605 North Collins Street in Plant City.

Neighborhood Community Area:
City of Plant City

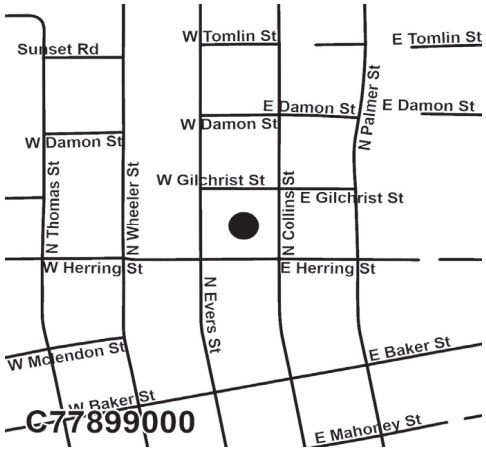

OPERATING COST IMPACT:
There will be no operating cost impact to the County.

PROJECT COMPLETION DATE: Contribution

Sources of Funds (in $000s):	Total Estimated Sources	Prior Funding	FY 26 Carryforward	FY 26 Additional	FY 27	FY 28	FY 29	FY 30	FY 31	Future
ARP Funds	$0	$0	$0	$0	$0	$0	$0	$0	$0	$0
Community Invest. Tax I	0	0	0	0	0	0	0	0	0	0
Community Invest. Tax II	0	0	0	0	0	0	0	0	0	0
Community Invest. Tax III	0	0	0	0	0	0	0	0	0	0
Community Invest. Tax IV	0	0	0	0	0	0	0	0	0	0
Enterprise Fees	0	0	0	0	0	0	0	0	0	0
Financing	0	0	0	0	0	0	0	0	0	0
General Revenues-CW	1,750	1,500	250	0	0	0	0	0	0	0
General Revenues-R3M	0	0	0	0	0	0	0	0	0	0
General Revenues-UA	0	0	0	0	0	0	0	0	0	0
Grants & County Match	0	0	0	0	0	0	0	0	0	0
Library Fund	0	0	0	0	0	0	0	0	0	0
Other	0	0	0	0	0	0	0	0	0	0
Undetermined	0	0	0	0	0	0	0	0	0	0
Subtotal FY 26			$250	$0						
Total	**$1,750**	**$1,500**	**$250**		**$0**	**$0**	**$0**	**$0**	**$0**	**$0**

Uses of Funds (in $000s):	Total Estimated Cost	Prior Expenses	FY 26 Carryforward	FY 26 Additional	FY 27	FY 28	FY 29	FY 30	FY 31	Future
Capital [1]	$0	$0	$0	$0	$0	$0	$0	$0	$0	$0
Contributions [2]	1,750	1,500	250	0	0	0	0	0	0	0
Non-Capital [3]	0	0	0	0	0	0	0	0	0	0
Subtotal FY 26			$250	$0						
Total	**$1,750**	**$1,500**	**$250**		**$0**	**$0**	**$0**	**$0**	**$0**	**$0**

[1] Capital includes, but is not limited to, expenses related to capitalizable Development, Design, Land Acquisition, Equipment, Construction and Administration required to complete the project.
[2] Contributions includes, but is not limited to, funding through an agreement to other Government Agencies, Youth Organizations, Cultural Service Organizations and other Non-Profit Organizations.
[3] Non-Capital includes, but is not limited to, expenses related to Building Maintenance, Grounds & Landscaping Maintenance, Non-Capitalizable Equipment and other Professional Services.

PROJECT TITLE: **PROJECT NUMBER: C77796000**

HISTORIC PRESERVATION MATCHING FUND PROGRAM (MP)

CIE REQUIREMENTS: N

LEVEL OF SERVICE IMPACT: N/A **PROGRAM: GOVERNMENT FACILITIES**

PROJECT DESCRIPTION:

This project was approved by the Board of County Commissioners as a "challenge fund" to support historic preservation at various locations throughout the county. There is a maximum amount of $250,000 per grant and matching funds are required for any award. Program procedures have been established and adopted by the Board. A listing of funding awarded to organizations through September, 2025 is included in the appendix section of this document.

Neighborhood Community Area:

Various

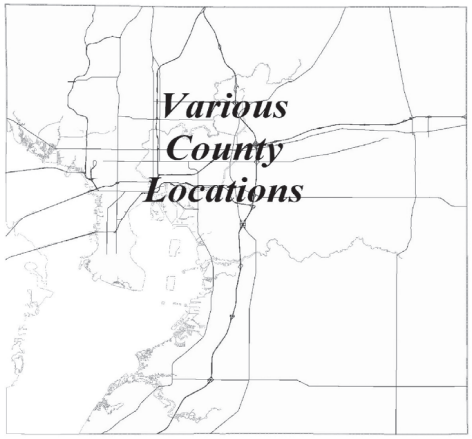

OPERATING COST IMPACT:

There will be no operating cost impact to the County.

PROJECT COMPLETION DATE: Ongoing

Sources of Funds (in $000s):	Total Estimated Sources	Prior Funding	FY 26 Carryforward	FY 26 Additional	FY 27	FY 28	FY 29	FY 30	FY 31	Future
ARP Funds	$0	$0	$0	$0	$0	$0	$0	$0	$0	$0
Community Invest. Tax I	0	0	0	0	0	0	0	0	0	0
Community Invest. Tax II	0	0	0	0	0	0	0	0	0	0
Community Invest. Tax III	0	0	0	0	0	0	0	0	0	0
Community Invest. Tax IV	0	0	0	0	0	0	0	0	0	0
Enterprise Fees	0	0	0	0	0	0	0	0	0	0
Financing	0	0	0	0	0	0	0	0	0	0
General Revenues-CW	19,414	10,421	2,993	1,000	1,000	1,000	1,000	1,000	1,000	0
General Revenues-R3M	0	0	0	0	0	0	0	0	0	0
General Revenues-UA	0	0	0	0	0	0	0	0	0	0
Grants & County Match	0	0	0	0	0	0	0	0	0	0
Library Fund	0	0	0	0	0	0	0	0	0	0
Other	0	0	0	0	0	0	0	0	0	0
Undetermined	0	0	0	0	0	0	0	0	0	0
Subtotal FY 26			$2,993	$1,000						
Total	**$19,414**	**$10,421**	**$3,993**		**$1,000**	**$1,000**	**$1,000**	**$1,000**	**$1,000**	**$0**

Uses of Funds (in $000s):	Total Estimated Cost	Prior Expenses	FY 26 Carryforward	FY 26 Additional	FY 27	FY 28	FY 29	FY 30	FY 31	Future
Capital [1]	$0	$0	$0	$0	$0	$0	$0	$0	$0	$0
Contributions [2]	19,414	10,421	2,993	1,000	1,000	1,000	1,000	1,000	1,000	0
Non-Capital [3]	0	0	0	0	0	0	0	0	0	0
Subtotal FY 26			$2,993	$1,000						
Total	**$19,414**	**$10,421**	**$3,993**		**$1,000**	**$1,000**	**$1,000**	**$1,000**	**$1,000**	**$0**

[1] Capital includes, but is not limited to, expenses related to capitalizable Development, Design, Land Acquisition, Equipment, Construction and Administration required to complete the project.

[2] Contributions includes, but is not limited to, funding through an agreement to other Government Agencies, Youth Organizations, Cultural Service Organizations and other Non-Profit Organizations.

[3] Non-Capital includes, but is not limited to, expenses related to Building Maintenance, Grounds & Landscaping Maintenance, Non-Capitalizable Equipment and other Professional Services.

PROJECT TITLE: **PROJECT NUMBER: C77710000**

INDOOR AIR QUALITY MEASURES / ENVIRONMENTAL REMEDIATION (MP)

CIE REQUIREMENTS: N

LEVEL OF SERVICE IMPACT: N/A **PROGRAM: GOVERNMENT FACILITIES**

PROJECT DESCRIPTION:

Renovations to existing county-owned facilities to enhance existing interior and exterior environmental conditions such as; indoor air quality, mold remediation, mechanical systems upgrades, storage tanks remediation and other exterior pollution.

Neighborhood Community Area:

Countywide

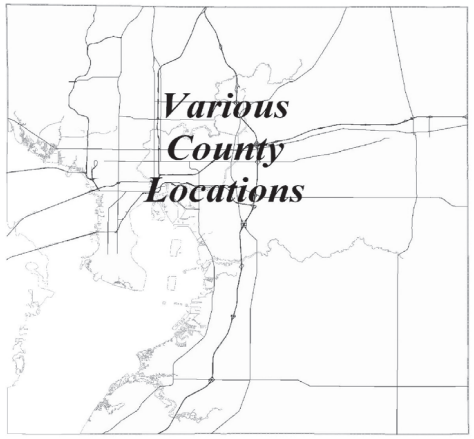

OPERATING COST IMPACT:

No significant change in operating cost is anticipated.

PROJECT COMPLETION DATE: Ongoing

Sources of Funds (in $000s):	Total Estimated Sources	Prior Funding	FY 26 Carryforward	FY 26 Additional	FY 27	FY 28	FY 29	FY 30	FY 31	Future
ARP Funds	$0	$0	$0	$0	$0	$0	$0	$0	$0	$0
Community Invest. Tax I	0	0	0	0	0	0	0	0	0	0
Community Invest. Tax II	0	0	0	0	0	0	0	0	0	0
Community Invest. Tax III	0	0	0	0	0	0	0	0	0	0
Community Invest. Tax IV	0	0	0	0	0	0	0	0	0	0
Enterprise Fees	0	0	0	0	0	0	0	0	0	0
Financing	0	0	0	0	0	0	0	0	0	0
General Revenues-CW	1,530	928	602	0	0	0	0	0	0	0
General Revenues-R3M	0	0	0	0	0	0	0	0	0	0
General Revenues-UA	0	0	0	0	0	0	0	0	0	0
Grants & County Match	0	0	0	0	0	0	0	0	0	0
Library Fund	0	0	0	0	0	0	0	0	0	0
Other	0	0	0	0	0	0	0	0	0	0
Undetermined	0	0	0	0	0	0	0	0	0	0
Subtotal FY 26			$602	$0						
Total	**$1,530**	**$928**	**$602**		**$0**	**$0**	**$0**	**$0**	**$0**	**$0**

Uses of Funds (in $000s):	Total Estimated Cost	Prior Expenses	FY 26 Carryforward	FY 26 Additional	FY 27	FY 28	FY 29	FY 30	FY 31	Future
Capital [1]	$523	$523	$0	$0	$0	$0	$0	$0	$0	$0
Contributions [2]	0	0	0	0	0	0	0	0	0	0
Non-Capital [3]	1,007	405	602	0	0	0	0	0	0	0
Subtotal FY 26			$602	$0						
Total	**$1,530**	**$928**	**$602**		**$0**	**$0**	**$0**	**$0**	**$0**	**$0**

[1] Capital includes, but is not limited to, expenses related to capitalizable Development, Design, Land Acquisition, Equipment, Construction and Administration required to complete the project.

[2] Contributions includes, but is not limited to, funding through an agreement to other Government Agencies, Youth Organizations, Cultural Service Organizations and other Non-Profit Organizations.

[3] Non-Capital includes, but is not limited to, expenses related to Building Maintenance, Grounds & Landscaping Maintenance, Non-Capitalizable Equipment and other Professional Services.

PROJECT TITLE:
JAIL MAINTENANCE
CIE REQUIREMENTS: N
LEVEL OF SERVICE IMPACT: N/A

PROJECT NUMBER: C77897000

PROGRAM: GOVERNMENT FACILITIES

PROJECT DESCRIPTION:
This project is for the purpose of renovating the housing units and support buildings at the Falkenburg Road Jail. Work is anticipated to be achieved in phases.

OPERATING COST IMPACT:
To be determined.

PROJECT COMPLETION DATE: Ongoing

Neighborhood Community Area:
Brandon

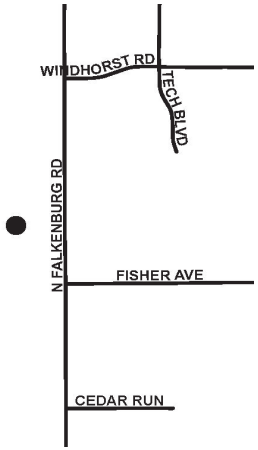

Sources of Funds (in $000s):	Total Estimated Sources	Prior Funding	FY 26 Carryforward	FY 26 Additional	FY 27	FY 28	FY 29	FY 30	FY 31	Future
ARP Funds	$0	$0	$0	$0	$0	$0	$0	$0	$0	$0
Community Invest. Tax I	0	0	0	0	0	0	0	0	0	0
Community Invest. Tax II	0	0	0	0	0	0	0	0	0	0
Community Invest. Tax III	0	0	0	0	0	0	0	0	0	0
Community Invest. Tax IV	9,620	3,901	5,719	0	0	0	0	0	0	0
Enterprise Fees	0	0	0	0	0	0	0	0	0	0
Financing	0	0	0	0	0	0	0	0	0	0
General Revenues-CW	40,380	6,099	19,281	15,000	0	0	0	0	0	0
General Revenues-R3M	0	0	0	0	0	0	0	0	0	0
General Revenues-UA	0	0	0	0	0	0	0	0	0	0
Grants & County Match	0	0	0	0	0	0	0	0	0	0
Library Fund	0	0	0	0	0	0	0	0	0	0
Other	0	0	0	0	0	0	0	0	0	0
Undetermined	0	0	0	0	0	0	0	0	0	0
Subtotal FY 26			$25,000	$15,000						
Total	**$50,000**	**$10,000**	**$40,000**		**$0**	**$0**	**$0**	**$0**	**$0**	**$0**

Uses of Funds (in $000s):	Total Estimated Cost	Prior Expenses	FY 26 Carryforward	FY 26 Additional	FY 27	FY 28	FY 29	FY 30	FY 31	Future
Capital [1]	$3,901	$3,901	$0	$0	$0	$0	$0	$0	$0	$0
Contributions [2]	0	0	0	0	0	0	0	0	0	0
Non-Capital [3]	46,099	6,099	25,000	15,000	0	0	0	0	0	0
Subtotal FY 26			$25,000	$15,000						
Total	**$50,000**	**$10,000**	**$40,000**		**$0**	**$0**	**$0**	**$0**	**$0**	**$0**

[1] Capital includes, but is not limited to, expenses related to capitalizable Development, Design, Land Acquisition, Equipment, Construction and Administration required to complete the project.
[2] Contributions includes, but is not limited to, funding through an agreement to other Government Agencies, Youth Organizations, Cultural Service Organizations and other Non-Profit Organizations.
[3] Non-Capital includes, but is not limited to, expenses related to Building Maintenance, Grounds & Landscaping Maintenance, Non-Capitalizable Equipment and other Professional Services.

PROJECT TITLE:
LA PALOMA HEAD START FACILITY REPLACEMENT
CIE REQUIREMENTS: N
LEVEL OF SERVICE IMPACT: N/A

PROJECT NUMBER: C77870000

PROGRAM: GOVERNMENT FACILITIES

PROJECT DESCRIPTION:
Replace the existing modular building at 3419 N. Nebraska Avenue, Tampa with a new, expanded block building which will include Head Start as well as Early Head Start classrooms.

OPERATING COST IMPACT:
Operating costs included in FY 26 budget.

PROJECT COMPLETION DATE: Post Construction

Neighborhood Community Area:
City of Tampa

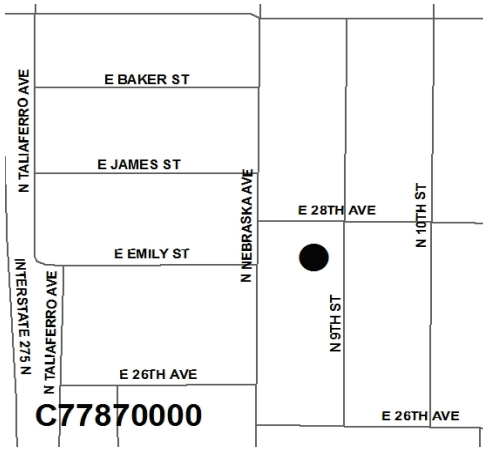

Sources of Funds (in $000s):	Total Estimated Sources	Prior Funding	FY 26 Carryforward	FY 26 Additional	FY 27	FY 28	FY 29	FY 30	FY 31	Future
ARP Funds	$0	$0	$0	$0	$0	$0	$0	$0	$0	$0
Community Invest. Tax I	0	0	0	0	0	0	0	0	0	0
Community Invest. Tax II	0	0	0	0	0	0	0	0	0	0
Community Invest. Tax III	0	0	0	0	0	0	0	0	0	0
Community Invest. Tax IV	0	0	0	0	0	0	0	0	0	0
Enterprise Fees	0	0	0	0	0	0	0	0	0	0
Financing	0	0	0	0	0	0	0	0	0	0
General Revenues-CW	3,700	2,497	1,203	0	0	0	0	0	0	0
General Revenues-R3M	0	0	0	0	0	0	0	0	0	0
General Revenues-UA	0	0	0	0	0	0	0	0	0	0
Grants & County Match	1,200	1,200	0	0	0	0	0	0	0	0
Library Fund	0	0	0	0	0	0	0	0	0	0
Other	0	0	0	0	0	0	0	0	0	0
Undetermined	0	0	0	0	0	0	0	0	0	0
Subtotal FY 26			$1,203	$0						
Total	**$4,900**	**$3,697**	**$1,203**		**$0**	**$0**	**$0**	**$0**	**$0**	**$0**

Uses of Funds (in $000s):	Total Estimated Cost	Prior Expenses	FY 26 Carryforward	FY 26 Additional	FY 27	FY 28	FY 29	FY 30	FY 31	Future
Capital [1]	$4,899	$3,696	$1,203	$0	$0	$0	$0	$0	$0	$0
Contributions [2]	0	0	0	0	0	0	0	0	0	0
Non-Capital [3]	1	1	0	0	0	0	0	0	0	0
Subtotal FY 26			$1,203	$0						
Total	**$4,900**	**$3,697**	**$1,203**		**$0**	**$0**	**$0**	**$0**	**$0**	**$0**

[1] Capital includes, but is not limited to, expenses related to capitalizable Development, Design, Land Acquisition, Equipment, Construction and Administration required to complete the project.
[2] Contributions includes, but is not limited to, funding through an agreement to other Government Agencies, Youth Organizations, Cultural Service Organizations and other Non-Profit Organizations.
[3] Non-Capital includes, but is not limited to, expenses related to Building Maintenance, Grounds & Landscaping Maintenance, Non-Capitalizable Equipment and other Professional Services.

PROJECT TITLE:
LIGHTHOUSE GOSPEL MISSION & FAITH HOME CAPITAL CONTRIBUTION
CIE REQUIREMENTS: N
LEVEL OF SERVICE IMPACT: N/A

PROJECT NUMBER: C77952000

PROGRAM: GOVERNMENT FACILITIES

PROJECT DESCRIPTION:
This funding will help complete various capital improvments including connecting buildings on campus to County sewers, new windows and roof on the residence for men and women, and a vehicle for transporting students.

Neighborhood Community Area:
Riverview

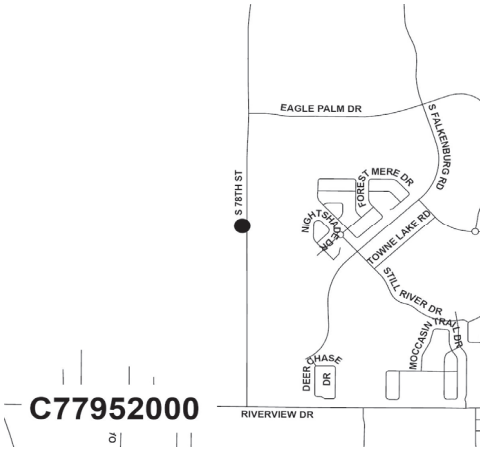

OPERATING COST IMPACT:
There will be no operating cost impact to the County.

PROJECT COMPLETION DATE: Contribution

Sources of Funds (in $000s):	Total Estimated Sources	Prior Funding	FY 26 Carryforward	FY 26 Additional	FY 27	FY 28	FY 29	FY 30	FY 31	Future
ARP Funds	$0	$0	$0	$0	$0	$0	$0	$0	$0	$0
Community Invest. Tax I	0	0	0	0	0	0	0	0	0	0
Community Invest. Tax II	0	0	0	0	0	0	0	0	0	0
Community Invest. Tax III	0	0	0	0	0	0	0	0	0	0
Community Invest. Tax IV	0	0	0	0	0	0	0	0	0	0
Enterprise Fees	0	0	0	0	0	0	0	0	0	0
Financing	0	0	0	0	0	0	0	0	0	0
General Revenues-CW	100	0	0	100	0	0	0	0	0	0
General Revenues-R3M	0	0	0	0	0	0	0	0	0	0
General Revenues-UA	0	0	0	0	0	0	0	0	0	0
Grants & County Match	0	0	0	0	0	0	0	0	0	0
Library Fund	0	0	0	0	0	0	0	0	0	0
Other	0	0	0	0	0	0	0	0	0	0
Undetermined	0	0	0	0	0	0	0	0	0	0
Subtotal FY 26			$0	$100						
Total	**$100**	**$0**	**$100**		**$0**	**$0**	**$0**	**$0**	**$0**	**$0**

Uses of Funds (in $000s):	Total Estimated Cost	Prior Expenses	FY 26 Carryforward	FY 26 Additional	FY 27	FY 28	FY 29	FY 30	FY 31	Future
Capital [1]	$0	$0	$0	$0	$0	$0	$0	$0	$0	$0
Contributions [2]	100	0	0	100	0	0	0	0	0	0
Non-Capital [3]	0	0	0	0	0	0	0	0	0	0
Subtotal FY 26			$0	$100						
Total	**$100**	**$0**	**$100**		**$0**	**$0**	**$0**	**$0**	**$0**	**$0**

[1] Capital includes, but is not limited to, expenses related to capitalizable Development, Design, Land Acquisition, Equipment, Construction and Administration required to complete the project.
[2] Contributions includes, but is not limited to, funding through an agreement to other Government Agencies, Youth Organizations, Cultural Service Organizations and other Non-Profit Organizations.
[3] Non-Capital includes, but is not limited to, expenses related to Building Maintenance, Grounds & Landscaping Maintenance, Non-Capitalizable Equipment and other Professional Services.

PROJECT TITLE:
MEACHAM URBAN FARM CAPITAL CONTRIBUTION
CIE REQUIREMENTS: N
LEVEL OF SERVICE IMPACT: N/A

PROJECT NUMBER: C77929000

PROGRAM: GOVERNMENT FACILITIES

PROJECT DESCRIPTION:
Complete and improve Meacham Urban Farm's infrastructure, including improvements to the class/event space, greenhouse completion, parking lot and traffic flow improvements, educational walk completion and irrigation upgrades.

Neighborhood Community Area:
City of Tampa

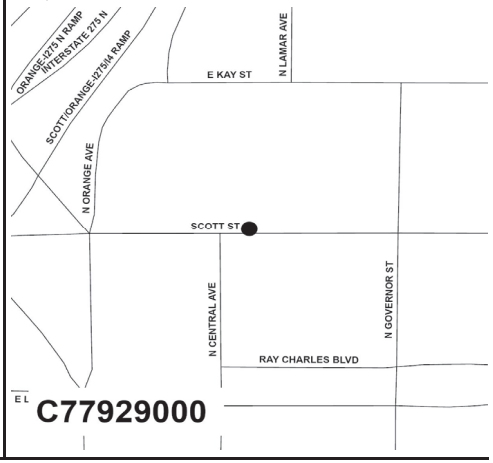

OPERATING COST IMPACT:
There will be no operating cost impact to the County.

PROJECT COMPLETION DATE: Contribution

Sources of Funds (in $000s):	Total Estimated Sources	Prior Funding	FY 26 Carryforward	FY 26 Additional	FY 27	FY 28	FY 29	FY 30	FY 31	Future
ARP Funds	$0	$0	$0	$0	$0	$0	$0	$0	$0	$0
Community Invest. Tax I	0	0	0	0	0	0	0	0	0	0
Community Invest. Tax II	0	0	0	0	0	0	0	0	0	0
Community Invest. Tax III	0	0	0	0	0	0	0	0	0	0
Community Invest. Tax IV	0	0	0	0	0	0	0	0	0	0
Enterprise Fees	0	0	0	0	0	0	0	0	0	0
Financing	0	0	0	0	0	0	0	0	0	0
General Revenues-CW	125	0	125	0	0	0	0	0	0	0
General Revenues-R3M	0	0	0	0	0	0	0	0	0	0
General Revenues-UA	0	0	0	0	0	0	0	0	0	0
Grants & County Match	0	0	0	0	0	0	0	0	0	0
Library Fund	0	0	0	0	0	0	0	0	0	0
Other	0	0	0	0	0	0	0	0	0	0
Undetermined	0	0	0	0	0	0	0	0	0	0
Subtotal FY 26			$125	$0						
Total	**$125**	**$0**	**$125**		**$0**	**$0**	**$0**	**$0**	**$0**	**$0**

Uses of Funds (in $000s):	Total Estimated Cost	Prior Expenses	FY 26 Carryforward	FY 26 Additional	FY 27	FY 28	FY 29	FY 30	FY 31	Future
Capital [1]	$0	$0	$0	$0	$0	$0	$0	$0	$0	$0
Contributions [2]	125	0	125	0	0	0	0	0	0	0
Non-Capital [3]	0	0	0	0	0	0	0	0	0	0
Subtotal FY 26			$125	$0						
Total	**$125**	**$0**	**$125**		**$0**	**$0**	**$0**	**$0**	**$0**	**$0**

[1] Capital includes, but is not limited to, expenses related to capitalizable Development, Design, Land Acquisition, Equipment, Construction and Administration required to complete the project.
[2] Contributions includes, but is not limited to, funding through an agreement to other Government Agencies, Youth Organizations, Cultural Service Organizations and other Non-Profit Organizations.
[3] Non-Capital includes, but is not limited to, expenses related to Building Maintenance, Grounds & Landscaping Maintenance, Non-Capitalizable Equipment and other Professional Services.

PROJECT TITLE:
MEDICAL EXAMINER CHILLER REPLACEMENTS (R3M)
CIE REQUIREMENTS: N
LEVEL OF SERVICE IMPACT: N/A

PROJECT NUMBER: C77933000

PROGRAM: GOVERNMENT FACILITIES

PROJECT DESCRIPTION:
This project is for the scheduled replacement of the HVAC chillers that has reached their life expectancy.

OPERATING COST IMPACT:
No significant change in operating cost is anticipated.

PROJECT COMPLETION DATE: Sep 2026

Neighborhood Community Area:
City of Tampa

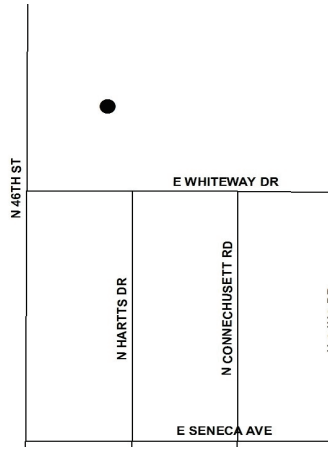

Sources of Funds (in $000s):	Total Estimated Sources	Prior Funding	FY 26 Carryforward	FY 26 Additional	FY 27	FY 28	FY 29	FY 30	FY 31	Future
ARP Funds	$0	$0	$0	$0	$0	$0	$0	$0	$0	$0
Community Invest. Tax I	0	0	0	0	0	0	0	0	0	0
Community Invest. Tax II	0	0	0	0	0	0	0	0	0	0
Community Invest. Tax III	0	0	0	0	0	0	0	0	0	0
Community Invest. Tax IV	0	0	0	0	0	0	0	0	0	0
Enterprise Fees	0	0	0	0	0	0	0	0	0	0
Financing	0	0	0	0	0	0	0	0	0	0
General Revenues-CW	0	0	0	0	0	0	0	0	0	0
General Revenues-R3M	1,000	0	0	1,000	0	0	0	0	0	0
General Revenues-UA	0	0	0	0	0	0	0	0	0	0
Grants & County Match	0	0	0	0	0	0	0	0	0	0
Library Fund	0	0	0	0	0	0	0	0	0	0
Other	0	0	0	0	0	0	0	0	0	0
Undetermined	0	0	0	0	0	0	0	0	0	0
Subtotal FY 26			$0	$1,000						
Total	**$1,000**	**$0**	**$1,000**		**$0**	**$0**	**$0**	**$0**	**$0**	**$0**

Uses of Funds (in $000s):	Total Estimated Cost	Prior Expenses	FY 26 Carryforward	FY 26 Additional	FY 27	FY 28	FY 29	FY 30	FY 31	Future
Capital [1]	$0	$0	$0	$0	$0	$0	$0	$0	$0	$0
Contributions [2]	0	0	0	0	0	0	0	0	0	0
Non-Capital [3]	1,000	0	0	1,000	0	0	0	0	0	0
Subtotal FY 26			$0	$1,000						
Total	**$1,000**	**$0**	**$1,000**		**$0**	**$0**	**$0**	**$0**	**$0**	**$0**

[1] Capital includes, but is not limited to, expenses related to capitalizable Development, Design, Land Acquisition, Equipment, Construction and Administration required to complete the project.
[2] Contributions includes, but is not limited to, funding through an agreement to other Government Agencies, Youth Organizations, Cultural Service Organizations and other Non-Profit Organizations.
[3] Non-Capital includes, but is not limited to, expenses related to Building Maintenance, Grounds & Landscaping Maintenance, Non-Capitalizable Equipment and other Professional Services.

PROJECT TITLE:
MEDICAL EXAMINER FACILITY EXPANSION
CIE REQUIREMENTS: N
LEVEL OF SERVICE IMPACT: N/A

PROJECT NUMBER: C77921000

PROGRAM: GOVERNMENT FACILITIES

PROJECT DESCRIPTION:
Project development, design and construction for expansion of existing medical examiner facility, to add a full-time Cold Case Unit, on-site warehouse , and additional cooler space to store specimens and decomposed bodies away from bodies not decomposed. Consideration should include energy efficiencies and air quality improvements.

OPERATING COST IMPACT:
To be determined.

PROJECT COMPLETION DATE: TBD

Neighborhood Community Area:
City of Tampa

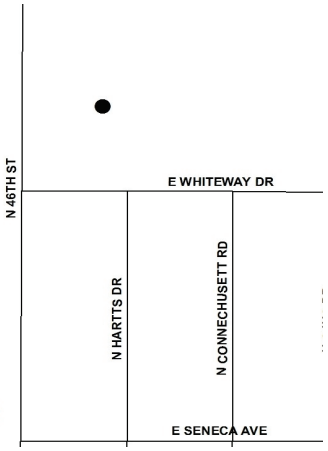

Sources of Funds (in $000s):	Total Estimated Sources	Prior Funding	FY 26 Carryforward	FY 26 Additional	FY 27	FY 28	FY 29	FY 30	FY 31	Future
ARP Funds	$0	$0	$0	$0	$0	$0	$0	$0	$0	$0
Community Invest. Tax I	0	0	0	0	0	0	0	0	0	0
Community Invest. Tax II	0	0	0	0	0	0	0	0	0	0
Community Invest. Tax III	0	0	0	0	0	0	0	0	0	0
Community Invest. Tax IV	0	0	0	0	0	0	0	0	0	0
Enterprise Fees	0	0	0	0	0	0	0	0	0	0
Financing	0	0	0	0	0	0	0	0	0	0
General Revenues-CW	11,500	0	8,000	3,500	0	0	0	0	0	0
General Revenues-R3M	0	0	0	0	0	0	0	0	0	0
General Revenues-UA	0	0	0	0	0	0	0	0	0	0
Grants & County Match	0	0	0	0	0	0	0	0	0	0
Library Fund	0	0	0	0	0	0	0	0	0	0
Other	0	0	0	0	0	0	0	0	0	0
Undetermined	0	0	0	0	0	0	0	0	0	0
Subtotal FY 26			$8,000	$3,500						
Total	**$11,500**	**$0**	**$11,500**		**$0**	**$0**	**$0**	**$0**	**$0**	**$0**

Uses of Funds (in $000s):	Total Estimated Cost	Prior Expenses	FY 26 Carryforward	FY 26 Additional	FY 27	FY 28	FY 29	FY 30	FY 31	Future
Capital [1]	$11,500	$0	$8,000	$3,500	$0	$0	$0	$0	$0	$0
Contributions [2]	0	0	0	0	0	0	0	0	0	0
Non-Capital [3]	0	0	0	0	0	0	0	0	0	0
Subtotal FY 26			$8,000	$3,500						
Total	**$11,500**	**$0**	**$11,500**		**$0**	**$0**	**$0**	**$0**	**$0**	**$0**

[1] Capital includes, but is not limited to, expenses related to capitalizable Development, Design, Land Acquisition, Equipment, Construction and Administration required to complete the project.
[2] Contributions includes, but is not limited to, funding through an agreement to other Government Agencies, Youth Organizations, Cultural Service Organizations and other Non-Profit Organizations.
[3] Non-Capital includes, but is not limited to, expenses related to Building Maintenance, Grounds & Landscaping Maintenance, Non-Capitalizable Equipment and other Professional Services.

PROJECT TITLE:
MEDICAL EXAMINER MORGUE COOLER REPLACEMENT
CIE REQUIREMENTS: N
LEVEL OF SERVICE IMPACT: N/A

PROJECT NUMBER: C77913000

PROGRAM: GOVERNMENT FACILITIES

PROJECT DESCRIPTION:
Morgue building renovations to replace the original 4 morgue coolers from 2007 with updated coolers.

OPERATING COST IMPACT:
No significant change in operating cost is anticipated.

PROJECT COMPLETION DATE: Oct 2027

Neighborhood Community Area:
City of Tampa

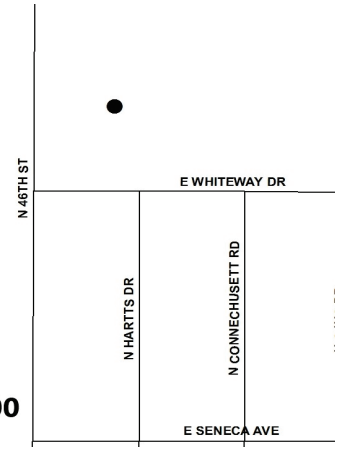

Sources of Funds (in $000s):	Total Estimated Sources	Prior Funding	FY 26 Carryforward	FY 26 Additional	FY 27	FY 28	FY 29	FY 30	FY 31	Future
ARP Funds	$0	$0	$0	$0	$0	$0	$0	$0	$0	$0
Community Invest. Tax I	0	0	0	0	0	0	0	0	0	0
Community Invest. Tax II	0	0	0	0	0	0	0	0	0	0
Community Invest. Tax III	0	0	0	0	0	0	0	0	0	0
Community Invest. Tax IV	0	0	0	0	0	0	0	0	0	0
Enterprise Fees	0	0	0	0	0	0	0	0	0	0
Financing	0	0	0	0	0	0	0	0	0	0
General Revenues-CW	3,300	91	2,209	1,000	0	0	0	0	0	0
General Revenues-R3M	0	0	0	0	0	0	0	0	0	0
General Revenues-UA	0	0	0	0	0	0	0	0	0	0
Grants & County Match	0	0	0	0	0	0	0	0	0	0
Library Fund	0	0	0	0	0	0	0	0	0	0
Other	0	0	0	0	0	0	0	0	0	0
Undetermined	0	0	0	0	0	0	0	0	0	0
Subtotal FY 26			$2,209	$1,000						
Total	**$3,300**	**$91**	**$3,209**		**$0**	**$0**	**$0**	**$0**	**$0**	**$0**

Uses of Funds (in $000s):	Total Estimated Cost	Prior Expenses	FY 26 Carryforward	FY 26 Additional	FY 27	FY 28	FY 29	FY 30	FY 31	Future
Capital [1]	$1	$1	$0	$0	$0	$0	$0	$0	$0	$0
Contributions [2]	0	0	0	0	0	0	0	0	0	0
Non-Capital [3]	3,299	91	2,209	1,000	0	0	0	0	0	0
Subtotal FY 26			$2,209	$1,000						
Total	**$3,300**	**$91**	**$3,209**		**$0**	**$0**	**$0**	**$0**	**$0**	**$0**

[1] Capital includes, but is not limited to, expenses related to capitalizable Development, Design, Land Acquisition, Equipment, Construction and Administration required to complete the project.
[2] Contributions includes, but is not limited to, funding through an agreement to other Government Agencies, Youth Organizations, Cultural Service Organizations and other Non-Profit Organizations.
[3] Non-Capital includes, but is not limited to, expenses related to Building Maintenance, Grounds & Landscaping Maintenance, Non-Capitalizable Equipment and other Professional Services.

PROJECT TITLE:
MOSI CHILLER REPLACEMENT-COUNTY OCCUPIED WEST BLDG (R3M)
CIE REQUIREMENTS: N
LEVEL OF SERVICE IMPACT: N/A

PROJECT NUMBER: C77903000

PROGRAM: GOVERNMENT FACILITIES

PROJECT DESCRIPTION:
Project is for the replacement of the #1 chiller that has reached its life expectancy.

OPERATING COST IMPACT:
No significant change in operating cost is anticipated.

PROJECT COMPLETION DATE: Sep 2026

Neighborhood Community Area:
City of Tampa

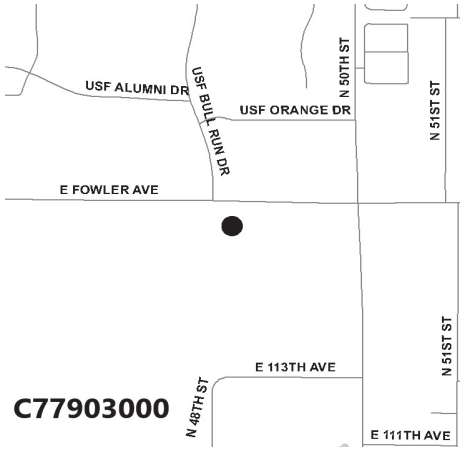

Sources of Funds (in $000s):	Total Estimated Sources	Prior Funding	FY 26 Carryforward	FY 26 Additional	FY 27	FY 28	FY 29	FY 30	FY 31	Future
ARP Funds	$0	$0	$0	$0	$0	$0	$0	$0	$0	$0
Community Invest. Tax I	0	0	0	0	0	0	0	0	0	0
Community Invest. Tax II	0	0	0	0	0	0	0	0	0	0
Community Invest. Tax III	0	0	0	0	0	0	0	0	0	0
Community Invest. Tax IV	0	0	0	0	0	0	0	0	0	0
Enterprise Fees	0	0	0	0	0	0	0	0	0	0
Financing	0	0	0	0	0	0	0	0	0	0
General Revenues-CW	0	0	0	0	0	0	0	0	0	0
General Revenues-R3M	950	720	230	0	0	0	0	0	0	0
General Revenues-UA	0	0	0	0	0	0	0	0	0	0
Grants & County Match	0	0	0	0	0	0	0	0	0	0
Library Fund	0	0	0	0	0	0	0	0	0	0
Other	0	0	0	0	0	0	0	0	0	0
Undetermined	0	0	0	0	0	0	0	0	0	0
Subtotal FY 26			$230	$0						
Total	**$950**	**$720**	**$230**		**$0**	**$0**	**$0**	**$0**	**$0**	**$0**

Uses of Funds (in $000s):	Total Estimated Cost	Prior Expenses	FY 26 Carryforward	FY 26 Additional	FY 27	FY 28	FY 29	FY 30	FY 31	Future
Capital [1]	$0	$0	$0	$0	$0	$0	$0	$0	$0	$0
Contributions [2]	0	0	0	0	0	0	0	0	0	0
Non-Capital [3]	950	720	230	0	0	0	0	0	0	0
Subtotal FY 26			$230	$0						
Total	**$950**	**$720**	**$230**		**$0**	**$0**	**$0**	**$0**	**$0**	**$0**

[1] Capital includes, but is not limited to, expenses related to capitalizable Development, Design, Land Acquisition, Equipment, Construction and Administration required to complete the project.
[2] Contributions includes, but is not limited to, funding through an agreement to other Government Agencies, Youth Organizations, Cultural Service Organizations and other Non-Profit Organizations.
[3] Non-Capital includes, but is not limited to, expenses related to Building Maintenance, Grounds & Landscaping Maintenance, Non-Capitalizable Equipment and other Professional Services.

PROJECT TITLE: MOSI CONCRETE TILE ROOF REPLACEMENT-COUNTY OCCUPIED WEST BLDG(R3M)
PROJECT NUMBER: C77905000
CIE REQUIREMENTS: N
LEVEL OF SERVICE IMPACT: N/A
PROGRAM: GOVERNMENT FACILITIES

PROJECT DESCRIPTION:
Project is for the replacement of the concrete tile roofs that have reached their life expectancies.

Neighborhood Community Area:
City of Tampa

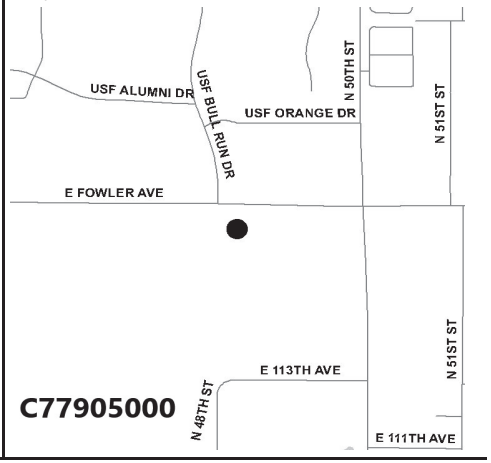

OPERATING COST IMPACT:
No significant change in operating cost is anticipated.

PROJECT COMPLETION DATE: Sep 2026

Sources of Funds (in $000s):	Total Estimated Sources	Prior Funding	FY 26 Carryforward	FY 26 Additional	FY 27	FY 28	FY 29	FY 30	FY 31	Future
ARP Funds	$0	$0	$0	$0	$0	$0	$0	$0	$0	$0
Community Invest. Tax I	0	0	0	0	0	0	0	0	0	0
Community Invest. Tax II	0	0	0	0	0	0	0	0	0	0
Community Invest. Tax III	0	0	0	0	0	0	0	0	0	0
Community Invest. Tax IV	0	0	0	0	0	0	0	0	0	0
Enterprise Fees	0	0	0	0	0	0	0	0	0	0
Financing	0	0	0	0	0	0	0	0	0	0
General Revenues-CW	0	0	0	0	0	0	0	0	0	0
General Revenues-R3M	250	0	250	0	0	0	0	0	0	0
General Revenues-UA	0	0	0	0	0	0	0	0	0	0
Grants & County Match	0	0	0	0	0	0	0	0	0	0
Library Fund	0	0	0	0	0	0	0	0	0	0
Other	0	0	0	0	0	0	0	0	0	0
Undetermined	0	0	0	0	0	0	0	0	0	0
Subtotal FY 26			$250	$0						
Total	**$250**	**$0**	**$250**		**$0**	**$0**	**$0**	**$0**	**$0**	**$0**

Uses of Funds (in $000s):	Total Estimated Cost	Prior Expenses	FY 26 Carryforward	FY 26 Additional	FY 27	FY 28	FY 29	FY 30	FY 31	Future
Capital [1]	$0	$0	$0	$0	$0	$0	$0	$0	$0	$0
Contributions [2]	0	0	0	0	0	0	0	0	0	0
Non-Capital [3]	250	0	250	0	0	0	0	0	0	0
Subtotal FY 26			$250	$0						
Total	**$250**	**$0**	**$250**		**$0**	**$0**	**$0**	**$0**	**$0**	**$0**

[1] Capital includes, but is not limited to, expenses related to capitalizable Development, Design, Land Acquisition, Equipment, Construction and Administration required to complete the project.
[2] Contributions includes, but is not limited to, funding through an agreement to other Government Agencies, Youth Organizations, Cultural Service Organizations and other Non-Profit Organizations.
[3] Non-Capital includes, but is not limited to, expenses related to Building Maintenance, Grounds & Landscaping Maintenance, Non-Capitalizable Equipment and other Professional Services.

PROJECT TITLE: MOSI DOME ROOF AND WATERPROOFING (R3M)
PROJECT NUMBER: C77917000
CIE REQUIREMENTS: N
LEVEL OF SERVICE IMPACT: N/A
PROGRAM: GOVERNMENT FACILITIES

PROJECT DESCRIPTION:
Waterproofing of the MOSI Dome facility due to the age and current conditions of the exterior joints, gutters, roof, metal roof panels, and concrete decking.

Neighborhood Community Area:
City of Tampa

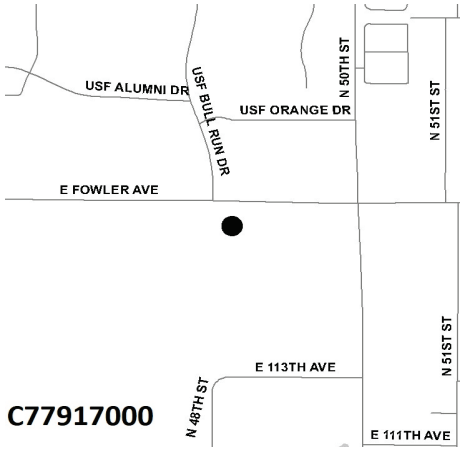

OPERATING COST IMPACT:
No significant change in operating cost is anticipated.

PROJECT COMPLETION DATE: Sep 2026

Sources of Funds (in $000s):	Total Estimated Sources	Prior Funding	FY 26 Carryforward	FY 26 Additional	FY 27	FY 28	FY 29	FY 30	FY 31	Future
ARP Funds	$0	$0	$0	$0	$0	$0	$0	$0	$0	$0
Community Invest. Tax I	0	0	0	0	0	0	0	0	0	0
Community Invest. Tax II	0	0	0	0	0	0	0	0	0	0
Community Invest. Tax III	0	0	0	0	0	0	0	0	0	0
Community Invest. Tax IV	0	0	0	0	0	0	0	0	0	0
Enterprise Fees	0	0	0	0	0	0	0	0	0	0
Financing	0	0	0	0	0	0	0	0	0	0
General Revenues-CW	0	0	0	0	0	0	0	0	0	0
General Revenues-R3M	750	145	605	0	0	0	0	0	0	0
General Revenues-UA	0	0	0	0	0	0	0	0	0	0
Grants & County Match	0	0	0	0	0	0	0	0	0	0
Library Fund	0	0	0	0	0	0	0	0	0	0
Other	0	0	0	0	0	0	0	0	0	0
Undetermined	0	0	0	0	0	0	0	0	0	0
Subtotal FY 26			$605	$0						
Total	**$750**	**$145**	**$605**		**$0**	**$0**	**$0**	**$0**	**$0**	**$0**

Uses of Funds (in $000s):	Total Estimated Cost	Prior Expenses	FY 26 Carryforward	FY 26 Additional	FY 27	FY 28	FY 29	FY 30	FY 31	Future
Capital [1]	$0	$0	$0	$0	$0	$0	$0	$0	$0	$0
Contributions [2]	0	0	0	0	0	0	0	0	0	0
Non-Capital [3]	750	145	605	0	0	0	0	0	0	0
Subtotal FY 26			$605	$0						
Total	**$750**	**$145**	**$605**		**$0**	**$0**	**$0**	**$0**	**$0**	**$0**

[1] Capital includes, but is not limited to, expenses related to capitalizable Development, Design, Land Acquisition, Equipment, Construction and Administration required to complete the project.
[2] Contributions includes, but is not limited to, funding through an agreement to other Government Agencies, Youth Organizations, Cultural Service Organizations and other Non-Profit Organizations.
[3] Non-Capital includes, but is not limited to, expenses related to Building Maintenance, Grounds & Landscaping Maintenance, Non-Capitalizable Equipment and other Professional Services.

PROJECT TITLE:
MOSI EAST BUILDING DEMOLITION
CIE REQUIREMENTS: N
LEVEL OF SERVICE IMPACT: N/A

PROJECT NUMBER: C77950000

PROGRAM: GOVERNMENT FACILITIES

PROJECT DESCRIPTION:
Demolition of East Wing Building, BioWorks Building, Head Start Facility and associated site work at the existing MOSI site, 4801 E Fowler Ave, Tampa, FL 33617.

Neighborhood Community Area:
City of Tampa

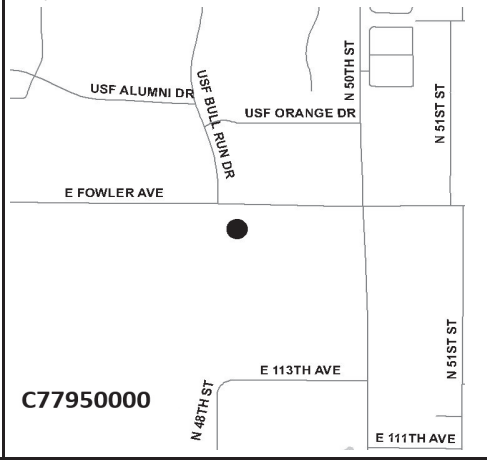

OPERATING COST IMPACT:
No significant change in operating cost is anticipated.

PROJECT COMPLETION DATE: Oct 2026

Sources of Funds (in $000s):	Total Estimated Sources	Prior Funding	FY 26 Carryforward	FY 26 Additional	FY 27	FY 28	FY 29	FY 30	FY 31	Future
ARP Funds	$0	$0	$0	$0	$0	$0	$0	$0	$0	$0
Community Invest. Tax I	0	0	0	0	0	0	0	0	0	0
Community Invest. Tax II	0	0	0	0	0	0	0	0	0	0
Community Invest. Tax III	0	0	0	0	0	0	0	0	0	0
Community Invest. Tax IV	0	0	0	0	0	0	0	0	0	0
Enterprise Fees	0	0	0	0	0	0	0	0	0	0
Financing	0	0	0	0	0	0	0	0	0	0
General Revenues-CW	1,000	0	0	1,000	0	0	0	0	0	0
General Revenues-R3M	0	0	0	0	0	0	0	0	0	0
General Revenues-UA	0	0	0	0	0	0	0	0	0	0
Grants & County Match	0	0	0	0	0	0	0	0	0	0
Library Fund	0	0	0	0	0	0	0	0	0	0
Other	0	0	0	0	0	0	0	0	0	0
Undetermined	0	0	0	0	0	0	0	0	0	0
Subtotal FY 26			$0	$1,000						
Total	**$1,000**	**$0**	**$1,000**		**$0**	**$0**	**$0**	**$0**	**$0**	**$0**

Uses of Funds (in $000s):	Total Estimated Cost	Prior Expenses	FY 26 Carryforward	FY 26 Additional	FY 27	FY 28	FY 29	FY 30	FY 31	Future
Capital [1]	$0	$0	$0	$0	$0	$0	$0	$0	$0	$0
Contributions [2]	0	0	0	0	0	0	0	0	0	0
Non-Capital [3]	1,000	0	0	1,000	0	0	0	0	0	0
Subtotal FY 26			$0	$1,000						
Total	**$1,000**	**$0**	**$1,000**		**$0**	**$0**	**$0**	**$0**	**$0**	**$0**

[1] Capital includes, but is not limited to, expenses related to capitalizable Development, Design, Land Acquisition, Equipment, Construction and Administration required to complete the project.
[2] Contributions includes, but is not limited to, funding through an agreement to other Government Agencies, Youth Organizations, Cultural Service Organizations and other Non-Profit Organizations.
[3] Non-Capital includes, but is not limited to, expenses related to Building Maintenance, Grounds & Landscaping Maintenance, Non-Capitalizable Equipment and other Professional Services.

PROJECT TITLE:
MOSI HVAC CONTROLS REPLACEMENT (R3M)
CIE REQUIREMENTS: N
LEVEL OF SERVICE IMPACT: N/A

PROJECT NUMBER: C77937000

PROGRAM: GOVERNMENT FACILITIES

PROJECT DESCRIPTION:
This project is for the scheduled replacement of the HVAC controls that have reached their life expectancy.

Neighborhood Community Area:
City of Tampa

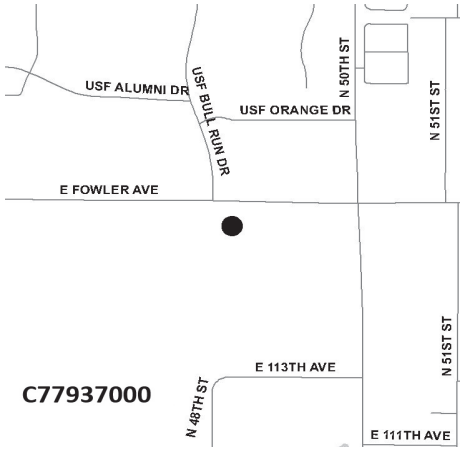

OPERATING COST IMPACT:
No significant change in operating cost is anticipated.

PROJECT COMPLETION DATE: Sep 2027

Sources of Funds (in $000s):	Total Estimated Sources	Prior Funding	FY 26 Carryforward	FY 26 Additional	FY 27	FY 28	FY 29	FY 30	FY 31	Future
ARP Funds	$0	$0	$0	$0	$0	$0	$0	$0	$0	$0
Community Invest. Tax I	0	0	0	0	0	0	0	0	0	0
Community Invest. Tax II	0	0	0	0	0	0	0	0	0	0
Community Invest. Tax III	0	0	0	0	0	0	0	0	0	0
Community Invest. Tax IV	0	0	0	0	0	0	0	0	0	0
Enterprise Fees	0	0	0	0	0	0	0	0	0	0
Financing	0	0	0	0	0	0	0	0	0	0
General Revenues-CW	0	0	0	0	0	0	0	0	0	0
General Revenues-R3M	750	0	0	750	0	0	0	0	0	0
General Revenues-UA	0	0	0	0	0	0	0	0	0	0
Grants & County Match	0	0	0	0	0	0	0	0	0	0
Library Fund	0	0	0	0	0	0	0	0	0	0
Other	0	0	0	0	0	0	0	0	0	0
Undetermined	0	0	0	0	0	0	0	0	0	0
Subtotal FY 26			$0	$750						
Total	**$750**	**$0**	**$750**		**$0**	**$0**	**$0**	**$0**	**$0**	**$0**

Uses of Funds (in $000s):	Total Estimated Cost	Prior Expenses	FY 26 Carryforward	FY 26 Additional	FY 27	FY 28	FY 29	FY 30	FY 31	Future
Capital [1]	$0	$0	$0	$0	$0	$0	$0	$0	$0	$0
Contributions [2]	0	0	0	0	0	0	0	0	0	0
Non-Capital [3]	750	0	0	750	0	0	0	0	0	0
Subtotal FY 26			$0	$750						
Total	**$750**	**$0**	**$750**		**$0**	**$0**	**$0**	**$0**	**$0**	**$0**

[1] Capital includes, but is not limited to, expenses related to capitalizable Development, Design, Land Acquisition, Equipment, Construction and Administration required to complete the project.
[2] Contributions includes, but is not limited to, funding through an agreement to other Government Agencies, Youth Organizations, Cultural Service Organizations and other Non-Profit Organizations.
[3] Non-Capital includes, but is not limited to, expenses related to Building Maintenance, Grounds & Landscaping Maintenance, Non-Capitalizable Equipment and other Professional Services.

PROJECT TITLE: **PROJECT NUMBER: C77904000**

MOSI VEGETATIVE ROOF REPLACEMENT-COUNTY OCCUPIED WEST BLDG (R3M)

CIE REQUIREMENTS: N

LEVEL OF SERVICE IMPACT: N/A **PROGRAM: GOVERNMENT FACILITIES**

PROJECT DESCRIPTION:

Project is for the replacement of the vegetative roof that has reached its life expectancy.

Neighborhood Community Area:

City of Tampa

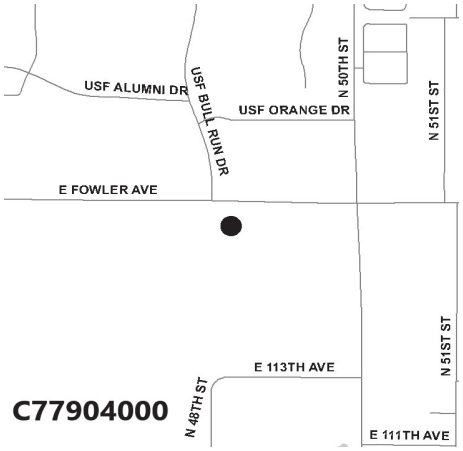

OPERATING COST IMPACT:

No significant change in operating cost is anticipated.

PROJECT COMPLETION DATE: Sep 2026

Sources of Funds (in $000s):	Total Estimated Sources	Prior Funding	FY 26 Carryforward	FY 26 Additional	FY 27	FY 28	FY 29	FY 30	FY 31	Future
ARP Funds	$0	$0	$0	$0	$0	$0	$0	$0	$0	$0
Community Invest. Tax I	0	0	0	0	0	0	0	0	0	0
Community Invest. Tax II	0	0	0	0	0	0	0	0	0	0
Community Invest. Tax III	0	0	0	0	0	0	0	0	0	0
Community Invest. Tax IV	0	0	0	0	0	0	0	0	0	0
Enterprise Fees	0	0	0	0	0	0	0	0	0	0
Financing	0	0	0	0	0	0	0	0	0	0
General Revenues-CW	0	0	0	0	0	0	0	0	0	0
General Revenues-R3M	350	0	350	0	0	0	0	0	0	0
General Revenues-UA	0	0	0	0	0	0	0	0	0	0
Grants & County Match	0	0	0	0	0	0	0	0	0	0
Library Fund	0	0	0	0	0	0	0	0	0	0
Other	0	0	0	0	0	0	0	0	0	0
Undetermined	0	0	0	0	0	0	0	0	0	0
Subtotal FY 26			$350	$0						
Total	**$350**	**$0**	**$350**		**$0**	**$0**	**$0**	**$0**	**$0**	**$0**

Uses of Funds (in $000s):	Total Estimated Cost	Prior Expenses	FY 26 Carryforward	FY 26 Additional	FY 27	FY 28	FY 29	FY 30	FY 31	Future
Capital [1]	$0	$0	$0	$0	$0	$0	$0	$0	$0	$0
Contributions [2]	0	0	0	0	0	0	0	0	0	0
Non-Capital [3]	350	0	350	0	0	0	0	0	0	0
Subtotal FY 26			$350	$0						
Total	**$350**	**$0**	**$350**		**$0**	**$0**	**$0**	**$0**	**$0**	**$0**

[1] Capital includes, but is not limited to, expenses related to capitalizable Development, Design, Land Acquisition, Equipment, Construction and Administration required to complete the project.

[2] Contributions includes, but is not limited to, funding through an agreement to other Government Agencies, Youth Organizations, Cultural Service Organizations and other Non-Profit Organizations.

[3] Non-Capital includes, but is not limited to, expenses related to Building Maintenance, Grounds & Landscaping Maintenance, Non-Capitalizable Equipment and other Professional Services.

PROJECT TITLE: **PROJECT NUMBER: C77854000**

NEW ADULT DAY HEALTH SERVICES CENTER - SOUTH COUNTY

CIE REQUIREMENTS: N

LEVEL OF SERVICE IMPACT: N/A **PROGRAM: GOVERNMENT FACILITIES**

PROJECT DESCRIPTION:

Development of a new adult day health center designed to meet the needs of South County residents to whom service is unavailable due to travel distance.

Neighborhood Community Area:

TBD

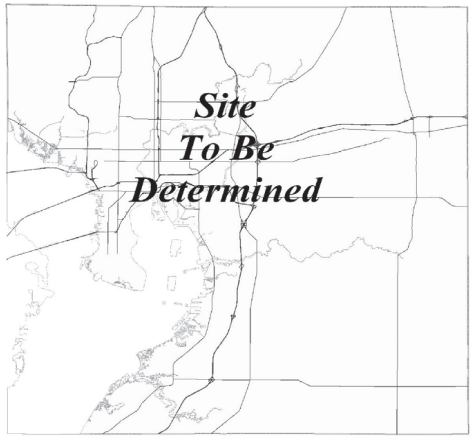

OPERATING COST IMPACT:

Operating cost impact will be determined during project development.

PROJECT COMPLETION DATE: TBD

Sources of Funds (in $000s):	Total Estimated Sources	Prior Funding	FY 26 Carryforward	FY 26 Additional	FY 27	FY 28	FY 29	FY 30	FY 31	Future
ARP Funds	$0	$0	$0	$0	$0	$0	$0	$0	$0	$0
Community Invest. Tax I	0	0	0	0	0	0	0	0	0	0
Community Invest. Tax II	0	0	0	0	0	0	0	0	0	0
Community Invest. Tax III	0	0	0	0	0	0	0	0	0	0
Community Invest. Tax IV	0	0	0	0	0	0	0	0	0	0
Enterprise Fees	0	0	0	0	0	0	0	0	0	0
Financing	0	0	0	0	0	0	0	0	0	0
General Revenues-CW	3,230	0	3,230	0	0	0	0	0	0	0
General Revenues-R3M	0	0	0	0	0	0	0	0	0	0
General Revenues-UA	0	0	0	0	0	0	0	0	0	0
Grants & County Match	0	0	0	0	0	0	0	0	0	0
Library Fund	0	0	0	0	0	0	0	0	0	0
Other	0	0	0	0	0	0	0	0	0	0
Undetermined	0	0	0	0	0	0	0	0	0	0
Subtotal FY 26			$3,230	$0						
Total	**$3,230**	**$0**	**$3,230**		**$0**	**$0**	**$0**	**$0**	**$0**	**$0**

Uses of Funds (in $000s):	Total Estimated Cost	Prior Expenses	FY 26 Carryforward	FY 26 Additional	FY 27	FY 28	FY 29	FY 30	FY 31	Future
Capital [1]	$3,180	$0	$3,180	$0	$0	$0	$0	$0	$0	$0
Contributions [2]	0	0	0	0	0	0	0	0	0	0
Non-Capital [3]	50	0	50	0	0	0	0	0	0	0
Subtotal FY 26			$3,230	$0						
Total	**$3,230**	**$0**	**$3,230**		**$0**	**$0**	**$0**	**$0**	**$0**	**$0**

[1] Capital includes, but is not limited to, expenses related to capitalizable Development, Design, Land Acquisition, Equipment, Construction and Administration required to complete the project.

[2] Contributions includes, but is not limited to, funding through an agreement to other Government Agencies, Youth Organizations, Cultural Service Organizations and other Non-Profit Organizations.

[3] Non-Capital includes, but is not limited to, expenses related to Building Maintenance, Grounds & Landscaping Maintenance, Non-Capitalizable Equipment and other Professional Services.

PROJECT TITLE:
PARKING GARAGE DOOR REPLACEMENT AND REPAIRS (R3M) (MP)
CIE REQUIREMENTS: N
LEVEL OF SERVICE IMPACT: N/A

PROJECT NUMBER: C77916000

PROGRAM: GOVERNMENT FACILITIES

PROJECT DESCRIPTION:
Replacement of and repairs to the existing parking garage access control gates and doors for the downtown parking lots and garages.

Neighborhood Community Area:
Countywide

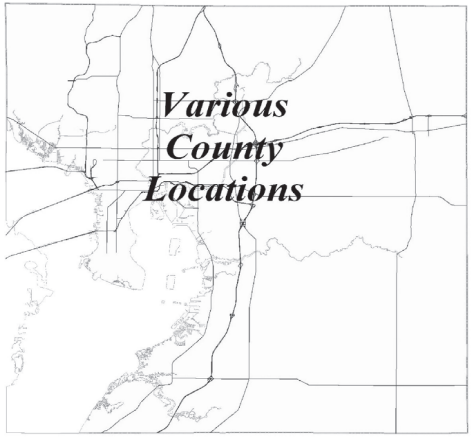

OPERATING COST IMPACT:
No significant change in operating cost is anticipated.

PROJECT COMPLETION DATE: Dec 2026

Sources of Funds (in $000s):	Total Estimated Sources	Prior Funding	FY 26 Carryforward	FY 26 Additional	FY 27	FY 28	FY 29	FY 30	FY 31	Future
ARP Funds	$0	$0	$0	$0	$0	$0	$0	$0	$0	$0
Community Invest. Tax I	0	0	0	0	0	0	0	0	0	0
Community Invest. Tax II	0	0	0	0	0	0	0	0	0	0
Community Invest. Tax III	0	0	0	0	0	0	0	0	0	0
Community Invest. Tax IV	0	0	0	0	0	0	0	0	0	0
Enterprise Fees	0	0	0	0	0	0	0	0	0	0
Financing	0	0	0	0	0	0	0	0	0	0
General Revenues-CW	0	0	0	0	0	0	0	0	0	0
General Revenues-R3M	250	0	250	0	0	0	0	0	0	0
General Revenues-UA	0	0	0	0	0	0	0	0	0	0
Grants & County Match	0	0	0	0	0	0	0	0	0	0
Library Fund	0	0	0	0	0	0	0	0	0	0
Other	0	0	0	0	0	0	0	0	0	0
Undetermined	0	0	0	0	0	0	0	0	0	0
Subtotal FY 26			$250	$0						
Total	**$250**	**$0**	**$250**		**$0**	**$0**	**$0**	**$0**	**$0**	**$0**

Uses of Funds (in $000s):	Total Estimated Cost	Prior Expenses	FY 26 Carryforward	FY 26 Additional	FY 27	FY 28	FY 29	FY 30	FY 31	Future
Capital [1]	$0	$0	$0	$0	$0	$0	$0	$0	$0	$0
Contributions [2]	0	0	0	0	0	0	0	0	0	0
Non-Capital [3]	250	0	250	0	0	0	0	0	0	0
Subtotal FY 26			$250	$0						
Total	**$250**	**$0**	**$250**		**$0**	**$0**	**$0**	**$0**	**$0**	**$0**

[1] Capital includes, but is not limited to, expenses related to capitalizable Development, Design, Land Acquisition, Equipment, Construction and Administration required to complete the project.
[2] Contributions includes, but is not limited to, funding through an agreement to other Government Agencies, Youth Organizations, Cultural Service Organizations and other Non-Profit Organizations.
[3] Non-Capital includes, but is not limited to, expenses related to Building Maintenance, Grounds & Landscaping Maintenance, Non-Capitalizable Equipment and other Professional Services.

PROJECT TITLE:
PAT FRANK COURT BUILDING COURT ROOMS
CIE REQUIREMENTS: N
LEVEL OF SERVICE IMPACT: N/A

PROJECT NUMBER: C77894000

PROGRAM: GOVERNMENT FACILITIES

PROJECT DESCRIPTION:
This project is a buildout of approximately 5,000 sq ft of space in the southeast corner of the 1st floor of the Pat Frank Court Building at 419 Pierce Street. The project will include two judicial chambers & two courtrooms. Cost estimate includes construction, furniture & technology expenses affiliated with the project.

Neighborhood Community Area:
City of Tampa

OPERATING COST IMPACT:
No significant change in operating cost is anticipated.

PROJECT COMPLETION DATE: Oct 2026

Sources of Funds (in $000s):	Total Estimated Sources	Prior Funding	FY 26 Carryforward	FY 26 Additional	FY 27	FY 28	FY 29	FY 30	FY 31	Future
ARP Funds	$0	$0	$0	$0	$0	$0	$0	$0	$0	$0
Community Invest. Tax I	0	0	0	0	0	0	0	0	0	0
Community Invest. Tax II	0	0	0	0	0	0	0	0	0	0
Community Invest. Tax III	0	0	0	0	0	0	0	0	0	0
Community Invest. Tax IV	0	0	0	0	0	0	0	0	0	0
Enterprise Fees	0	0	0	0	0	0	0	0	0	0
Financing	0	0	0	0	0	0	0	0	0	0
General Revenues-CW	2,293	448	1,845	0	0	0	0	0	0	0
General Revenues-R3M	0	0	0	0	0	0	0	0	0	0
General Revenues-UA	0	0	0	0	0	0	0	0	0	0
Grants & County Match	0	0	0	0	0	0	0	0	0	0
Library Fund	0	0	0	0	0	0	0	0	0	0
Other	0	0	0	0	0	0	0	0	0	0
Undetermined	0	0	0	0	0	0	0	0	0	0
Subtotal FY 26			$1,845	$0						
Total	**$2,293**	**$448**	**$1,845**		**$0**	**$0**	**$0**	**$0**	**$0**	**$0**

Uses of Funds (in $000s):	Total Estimated Cost	Prior Expenses	FY 26 Carryforward	FY 26 Additional	FY 27	FY 28	FY 29	FY 30	FY 31	Future
Capital [1]	$2,293	$448	$1,845	$0	$0	$0	$0	$0	$0	$0
Contributions [2]	0	0	0	0	0	0	0	0	0	0
Non-Capital [3]	0	0	0	0	0	0	0	0	0	0
Subtotal FY 26			$1,845	$0						
Total	**$2,293**	**$448**	**$1,845**		**$0**	**$0**	**$0**	**$0**	**$0**	**$0**

[1] Capital includes, but is not limited to, expenses related to capitalizable Development, Design, Land Acquisition, Equipment, Construction and Administration required to complete the project.
[2] Contributions includes, but is not limited to, funding through an agreement to other Government Agencies, Youth Organizations, Cultural Service Organizations and other Non-Profit Organizations.
[3] Non-Capital includes, but is not limited to, expenses related to Building Maintenance, Grounds & Landscaping Maintenance, Non-Capitalizable Equipment and other Professional Services.

PROJECT TITLE:
PAT FRANK COURT BUILDING FLOORING REPLACEMENT (R3M)
CIE REQUIREMENTS: N
LEVEL OF SERVICE IMPACT: N/A

PROJECT NUMBER: C77944000

PROGRAM: GOVERNMENT FACILITIES

PROJECT DESCRIPTION:
Project is for scheduled end of life cycle replacement of various types of flooring installed at the Pat Frank Court Building.

OPERATING COST IMPACT:
No significant change in operating cost is anticipated.

PROJECT COMPLETION DATE: Sep 2027

Neighborhood Community Area:
City of Tampa

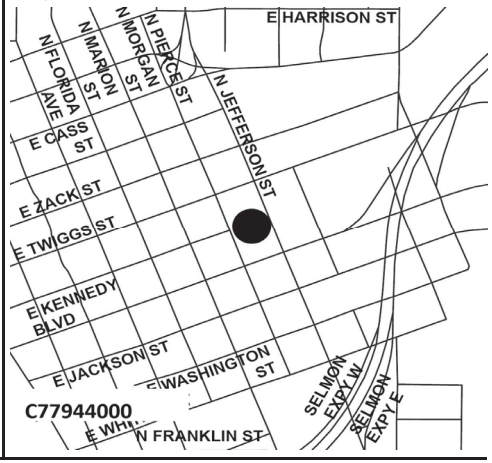

Sources of Funds (in $000s):	Total Estimated Sources	Prior Funding	FY 26 Carryforward	FY 26 Additional	FY 27	FY 28	FY 29	FY 30	FY 31	Future
ARP Funds	$0	$0	$0	$0	$0	$0	$0	$0	$0	$0
Community Invest. Tax I	0	0	0	0	0	0	0	0	0	0
Community Invest. Tax II	0	0	0	0	0	0	0	0	0	0
Community Invest. Tax III	0	0	0	0	0	0	0	0	0	0
Community Invest. Tax IV	0	0	0	0	0	0	0	0	0	0
Enterprise Fees	0	0	0	0	0	0	0	0	0	0
Financing	0	0	0	0	0	0	0	0	0	0
General Revenues-CW	0	0	0	0	0	0	0	0	0	0
General Revenues-R3M	3,000	0	0	750	750	750	750	0	0	0
General Revenues-UA	0	0	0	0	0	0	0	0	0	0
Grants & County Match	0	0	0	0	0	0	0	0	0	0
Library Fund	0	0	0	0	0	0	0	0	0	0
Other	0	0	0	0	0	0	0	0	0	0
Undetermined	0	0	0	0	0	0	0	0	0	0
Subtotal FY 26			$0	$750						
Total	**$3,000**	**$0**	**$750**		**$750**	**$750**	**$750**	**$0**	**$0**	**$0**

Uses of Funds (in $000s):	Total Estimated Cost	Prior Expenses	FY 26 Carryforward	FY 26 Additional	FY 27	FY 28	FY 29	FY 30	FY 31	Future
Capital [1]	$0	$0	$0	$0	$0	$0	$0	$0	$0	$0
Contributions [2]	0	0	0	0	0	0	0	0	0	0
Non-Capital [3]	3,000	0	0	750	750	750	750	0	0	0
Subtotal FY 26			$0	$750						
Total	**$3,000**	**$0**	**$750**		**$750**	**$750**	**$750**	**$0**	**$0**	**$0**

[1] Capital includes, but is not limited to, expenses related to capitalizable Development, Design, Land Acquisition, Equipment, Construction and Administration required to complete the project.
[2] Contributions includes, but is not limited to, funding through an agreement to other Government Agencies, Youth Organizations, Cultural Service Organizations and other Non-Profit Organizations.
[3] Non-Capital includes, but is not limited to, expenses related to Building Maintenance, Grounds & Landscaping Maintenance, Non-Capitalizable Equipment and other Professional Services.

PROJECT TITLE:
PAT FRANK COURT BUILDING ROOF REPLACEMENT (R3M)
CIE REQUIREMENTS: N
LEVEL OF SERVICE IMPACT: N/A

PROJECT NUMBER: C77943000

PROGRAM: GOVERNMENT FACILITIES

PROJECT DESCRIPTION:
Project is for scheduled end of life cycle replacement of the roof for Pat Frank Court Building.

OPERATING COST IMPACT:
No significant change in operating cost is anticipated.

PROJECT COMPLETION DATE: Sep 2027

Neighborhood Community Area:
City of Tampa

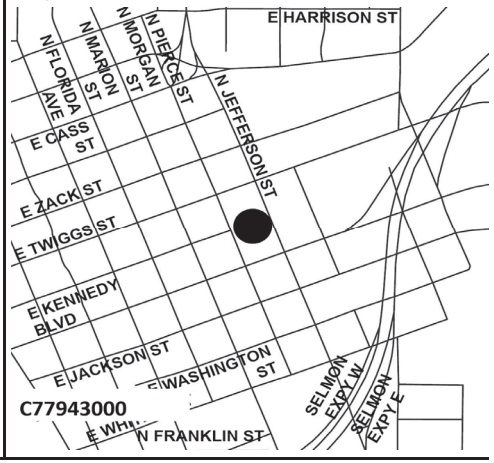

Sources of Funds (in $000s):	Total Estimated Sources	Prior Funding	FY 26 Carryforward	FY 26 Additional	FY 27	FY 28	FY 29	FY 30	FY 31	Future
ARP Funds	$0	$0	$0	$0	$0	$0	$0	$0	$0	$0
Community Invest. Tax I	0	0	0	0	0	0	0	0	0	0
Community Invest. Tax II	0	0	0	0	0	0	0	0	0	0
Community Invest. Tax III	0	0	0	0	0	0	0	0	0	0
Community Invest. Tax IV	0	0	0	0	0	0	0	0	0	0
Enterprise Fees	0	0	0	0	0	0	0	0	0	0
Financing	0	0	0	0	0	0	0	0	0	0
General Revenues-CW	0	0	0	0	0	0	0	0	0	0
General Revenues-R3M	2,000	0	0	2,000	0	0	0	0	0	0
General Revenues-UA	0	0	0	0	0	0	0	0	0	0
Grants & County Match	0	0	0	0	0	0	0	0	0	0
Library Fund	0	0	0	0	0	0	0	0	0	0
Other	0	0	0	0	0	0	0	0	0	0
Undetermined	0	0	0	0	0	0	0	0	0	0
Subtotal FY 26			$0	$2,000						
Total	**$2,000**	**$0**	**$2,000**		**$0**	**$0**	**$0**	**$0**	**$0**	**$0**

Uses of Funds (in $000s):	Total Estimated Cost	Prior Expenses	FY 26 Carryforward	FY 26 Additional	FY 27	FY 28	FY 29	FY 30	FY 31	Future
Capital [1]	$0	$0	$0	$0	$0	$0	$0	$0	$0	$0
Contributions [2]	0	0	0	0	0	0	0	0	0	0
Non-Capital [3]	2,000	0	0	2,000	0	0	0	0	0	0
Subtotal FY 26			$0	$2,000						
Total	**$2,000**	**$0**	**$2,000**		**$0**	**$0**	**$0**	**$0**	**$0**	**$0**

[1] Capital includes, but is not limited to, expenses related to capitalizable Development, Design, Land Acquisition, Equipment, Construction and Administration required to complete the project.
[2] Contributions includes, but is not limited to, funding through an agreement to other Government Agencies, Youth Organizations, Cultural Service Organizations and other Non-Profit Organizations.
[3] Non-Capital includes, but is not limited to, expenses related to Building Maintenance, Grounds & Landscaping Maintenance, Non-Capitalizable Equipment and other Professional Services.

PROJECT TITLE:
PEPIN ACADEMIES CAPITAL CONTRIBUTION
CIE REQUIREMENTS: N
LEVEL OF SERVICE IMPACT: N/A

PROJECT NUMBER: C77931000

PROGRAM: GOVERNMENT FACILITIES

PROJECT DESCRIPTION:
Funding will assist with a paving project at the Tampa campus and painting buildings at the Riverview campus.

Neighborhood Community Area:
Various

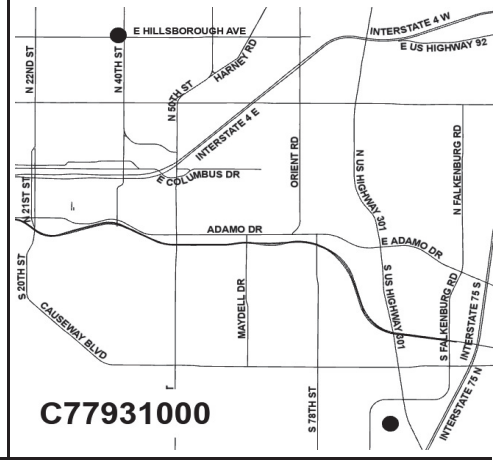

OPERATING COST IMPACT:
There will be no operating cost impact to the County.

PROJECT COMPLETION DATE: Contribution

Sources of Funds (in $000s):	Total Estimated Sources	Prior Funding	FY 26 Carryforward	FY 26 Additional	FY 27	FY 28	FY 29	FY 30	FY 31	Future
ARP Funds	$0	$0	$0	$0	$0	$0	$0	$0	$0	$0
Community Invest. Tax I	0	0	0	0	0	0	0	0	0	0
Community Invest. Tax II	0	0	0	0	0	0	0	0	0	0
Community Invest. Tax III	0	0	0	0	0	0	0	0	0	0
Community Invest. Tax IV	0	0	0	0	0	0	0	0	0	0
Enterprise Fees	0	0	0	0	0	0	0	0	0	0
Financing	0	0	0	0	0	0	0	0	0	0
General Revenues-CW	150	0	150	0	0	0	0	0	0	0
General Revenues-R3M	0	0	0	0	0	0	0	0	0	0
General Revenues-UA	0	0	0	0	0	0	0	0	0	0
Grants & County Match	0	0	0	0	0	0	0	0	0	0
Library Fund	0	0	0	0	0	0	0	0	0	0
Other	0	0	0	0	0	0	0	0	0	0
Undetermined	0	0	0	0	0	0	0	0	0	0
Subtotal FY 26			$150	$0						
Total	**$150**	**$0**	**$150**		**$0**	**$0**	**$0**	**$0**	**$0**	**$0**

Uses of Funds (in $000s):	Total Estimated Cost	Prior Expenses	FY 26 Carryforward	FY 26 Additional	FY 27	FY 28	FY 29	FY 30	FY 31	Future
Capital [1]	$0	$0	$0	$0	$0	$0	$0	$0	$0	$0
Contributions [2]	150	0	150	0	0	0	0	0	0	0
Non-Capital [3]	0	0	0	0	0	0	0	0	0	0
Subtotal FY 26			$150	$0						
Total	**$150**	**$0**	**$150**		**$0**	**$0**	**$0**	**$0**	**$0**	**$0**

[1] Capital includes, but is not limited to, expenses related to capitalizable Development, Design, Land Acquisition, Equipment, Construction and Administration required to complete the project.
[2] Contributions includes, but is not limited to, funding through an agreement to other Government Agencies, Youth Organizations, Cultural Service Organizations and other Non-Profit Organizations.
[3] Non-Capital includes, but is not limited to, expenses related to Building Maintenance, Grounds & Landscaping Maintenance, Non-Capitalizable Equipment and other Professional Services.

PROJECT TITLE:
PET RESOURCES FACILITY REPLACEMENT
CIE REQUIREMENTS: N
LEVEL OF SERVICE IMPACT: N/A

PROJECT NUMBER: C77922000

PROGRAM: GOVERNMENT FACILITIES

PROJECT DESCRIPTION:
Project includes land acquisition, planning, and design of a new shelter facility, on a site to be determined, to better serve the growing community.

Neighborhood Community Area:
TBD

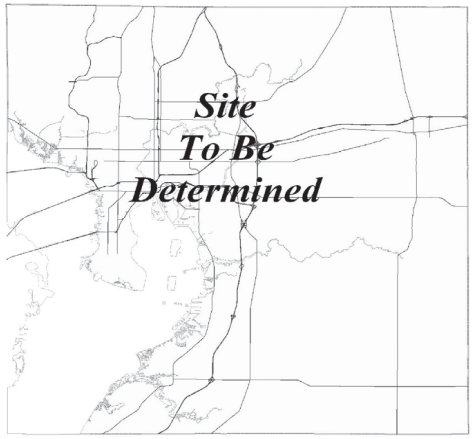

OPERATING COST IMPACT:
To be determined.

PROJECT COMPLETION DATE: TBD

Sources of Funds (in $000s):	Total Estimated Sources	Prior Funding	FY 26 Carryforward	FY 26 Additional	FY 27	FY 28	FY 29	FY 30	FY 31	Future
ARP Funds	$0	$0	$0	$0	$0	$0	$0	$0	$0	$0
Community Invest. Tax I	0	0	0	0	0	0	0	0	0	0
Community Invest. Tax II	0	0	0	0	0	0	0	0	0	0
Community Invest. Tax III	0	0	0	0	0	0	0	0	0	0
Community Invest. Tax IV	0	0	0	0	0	0	0	0	0	0
Enterprise Fees	0	0	0	0	0	0	0	0	0	0
Financing	0	0	0	0	0	0	0	0	0	0
General Revenues-CW	8,000	3	2,997	5,000	0	0	0	0	0	0
General Revenues-R3M	0	0	0	0	0	0	0	0	0	0
General Revenues-UA	0	0	0	0	0	0	0	0	0	0
Grants & County Match	0	0	0	0	0	0	0	0	0	0
Library Fund	0	0	0	0	0	0	0	0	0	0
Other	0	0	0	0	0	0	0	0	0	0
Undetermined	0	0	0	0	0	0	0	0	0	0
Subtotal FY 26			$2,997	$5,000						
Total	**$8,000**	**$3**	**$7,997**		**$0**	**$0**	**$0**	**$0**	**$0**	**$0**

Uses of Funds (in $000s):	Total Estimated Cost	Prior Expenses	FY 26 Carryforward	FY 26 Additional	FY 27	FY 28	FY 29	FY 30	FY 31	Future
Capital [1]	$8,000	$3	$2,997	$5,000	$0	$0	$0	$0	$0	$0
Contributions [2]	0	0	0	0	0	0	0	0	0	0
Non-Capital [3]	0	0	0	0	0	0	0	0	0	0
Subtotal FY 26			$2,997	$5,000						
Total	**$8,000**	**$3**	**$7,997**		**$0**	**$0**	**$0**	**$0**	**$0**	**$0**

[1] Capital includes, but is not limited to, expenses related to capitalizable Development, Design, Land Acquisition, Equipment, Construction and Administration required to complete the project.
[2] Contributions includes, but is not limited to, funding through an agreement to other Government Agencies, Youth Organizations, Cultural Service Organizations and other Non-Profit Organizations.
[3] Non-Capital includes, but is not limited to, expenses related to Building Maintenance, Grounds & Landscaping Maintenance, Non-Capitalizable Equipment and other Professional Services.

PROJECT TITLE:
PREMIERE DRIVE EMERGENCY GENERATOR REPLACEMENT (R3M)
CIE REQUIREMENTS: N
LEVEL OF SERVICE IMPACT: N/A

PROJECT NUMBER: C77935000

PROGRAM: GOVERNMENT FACILITIES

PROJECT DESCRIPTION:
This project is for the scheduled replacement of the emergency generator that has reached its life expectancy.

OPERATING COST IMPACT:
No significant change in operating cost is anticipated.

PROJECT COMPLETION DATE: Sep 2026

Neighborhood Community Area:
Greater Carrollwood Northdale

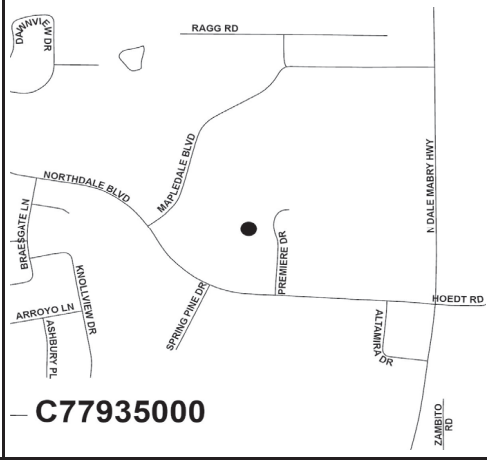

Sources of Funds (in $000s):	Total Estimated Sources	Prior Funding	FY 26 Carryforward	FY 26 Additional	FY 27	FY 28	FY 29	FY 30	FY 31	Future
ARP Funds	$0	$0	$0	$0	$0	$0	$0	$0	$0	$0
Community Invest. Tax I	0	0	0	0	0	0	0	0	0	0
Community Invest. Tax II	0	0	0	0	0	0	0	0	0	0
Community Invest. Tax III	0	0	0	0	0	0	0	0	0	0
Community Invest. Tax IV	0	0	0	0	0	0	0	0	0	0
Enterprise Fees	0	0	0	0	0	0	0	0	0	0
Financing	0	0	0	0	0	0	0	0	0	0
General Revenues-CW	0	0	0	0	0	0	0	0	0	0
General Revenues-R3M	600	0	0	600	0	0	0	0	0	0
General Revenues-UA	0	0	0	0	0	0	0	0	0	0
Grants & County Match	0	0	0	0	0	0	0	0	0	0
Library Fund	0	0	0	0	0	0	0	0	0	0
Other	0	0	0	0	0	0	0	0	0	0
Undetermined	0	0	0	0	0	0	0	0	0	0
Subtotal FY 26			$0	$600						
Total	**$600**	**$0**	**$600**		**$0**	**$0**	**$0**	**$0**	**$0**	**$0**

Uses of Funds (in $000s):	Total Estimated Cost	Prior Expenses	FY 26 Carryforward	FY 26 Additional	FY 27	FY 28	FY 29	FY 30	FY 31	Future
Capital [1]	$0	$0	$0	$0	$0	$0	$0	$0	$0	$0
Contributions [2]	0	0	0	0	0	0	0	0	0	0
Non-Capital [3]	600	0	0	600	0	0	0	0	0	0
Subtotal FY 26			$0	$600						
Total	**$600**	**$0**	**$600**		**$0**	**$0**	**$0**	**$0**	**$0**	**$0**

[1] Capital includes, but is not limited to, expenses related to capitalizable Development, Design, Land Acquisition, Equipment, Construction and Administration required to complete the project.
[2] Contributions includes, but is not limited to, funding through an agreement to other Government Agencies, Youth Organizations, Cultural Service Organizations and other Non-Profit Organizations.
[3] Non-Capital includes, but is not limited to, expenses related to Building Maintenance, Grounds & Landscaping Maintenance, Non-Capitalizable Equipment and other Professional Services.

PROJECT TITLE:
PREMIERE DRIVE HVAC REPLACEMENT (R3M)
CIE REQUIREMENTS: N
LEVEL OF SERVICE IMPACT: N/A

PROJECT NUMBER: C77936000

PROGRAM: GOVERNMENT FACILITIES

PROJECT DESCRIPTION:
This project is for the scheduled replacement of the HVAC system that has reached its life expectancy.

OPERATING COST IMPACT:
No significant change in operating cost is anticipated.

PROJECT COMPLETION DATE: Sep 2026

Neighborhood Community Area:
Greater Carrollwood Northdale

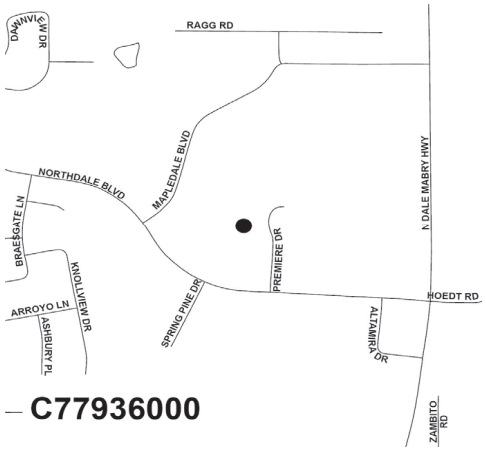

Sources of Funds (in $000s):	Total Estimated Sources	Prior Funding	FY 26 Carryforward	FY 26 Additional	FY 27	FY 28	FY 29	FY 30	FY 31	Future
ARP Funds	$0	$0	$0	$0	$0	$0	$0	$0	$0	$0
Community Invest. Tax I	0	0	0	0	0	0	0	0	0	0
Community Invest. Tax II	0	0	0	0	0	0	0	0	0	0
Community Invest. Tax III	0	0	0	0	0	0	0	0	0	0
Community Invest. Tax IV	0	0	0	0	0	0	0	0	0	0
Enterprise Fees	0	0	0	0	0	0	0	0	0	0
Financing	0	0	0	0	0	0	0	0	0	0
General Revenues-CW	0	0	0	0	0	0	0	0	0	0
General Revenues-R3M	500	0	0	500	0	0	0	0	0	0
General Revenues-UA	0	0	0	0	0	0	0	0	0	0
Grants & County Match	0	0	0	0	0	0	0	0	0	0
Library Fund	0	0	0	0	0	0	0	0	0	0
Other	0	0	0	0	0	0	0	0	0	0
Undetermined	0	0	0	0	0	0	0	0	0	0
Subtotal FY 26			$0	$500						
Total	**$500**	**$0**	**$500**		**$0**	**$0**	**$0**	**$0**	**$0**	**$0**

Uses of Funds (in $000s):	Total Estimated Cost	Prior Expenses	FY 26 Carryforward	FY 26 Additional	FY 27	FY 28	FY 29	FY 30	FY 31	Future
Capital [1]	$0	$0	$0	$0	$0	$0	$0	$0	$0	$0
Contributions [2]	0	0	0	0	0	0	0	0	0	0
Non-Capital [3]	500	0	0	500	0	0	0	0	0	0
Subtotal FY 26			$0	$500						
Total	**$500**	**$0**	**$500**		**$0**	**$0**	**$0**	**$0**	**$0**	**$0**

[1] Capital includes, but is not limited to, expenses related to capitalizable Development, Design, Land Acquisition, Equipment, Construction and Administration required to complete the project.
[2] Contributions includes, but is not limited to, funding through an agreement to other Government Agencies, Youth Organizations, Cultural Service Organizations and other Non-Profit Organizations.
[3] Non-Capital includes, but is not limited to, expenses related to Building Maintenance, Grounds & Landscaping Maintenance, Non-Capitalizable Equipment and other Professional Services.

PROJECT TITLE:
PSOC HVAC CHILLERS REPLACEMENT (R3M)
CIE REQUIREMENTS: N
LEVEL OF SERVICE IMPACT: N/A

PROJECT NUMBER: C77925000

PROGRAM: GOVERNMENT FACILITIES

PROJECT DESCRIPTION:
Project is for the replacement of the HVAC chillers that have reached their life expectancy.

OPERATING COST IMPACT:
No significant change in operating cost is anticipated.

PROJECT COMPLETION DATE: Mar 2026

Neighborhood Community Area:
Brandon

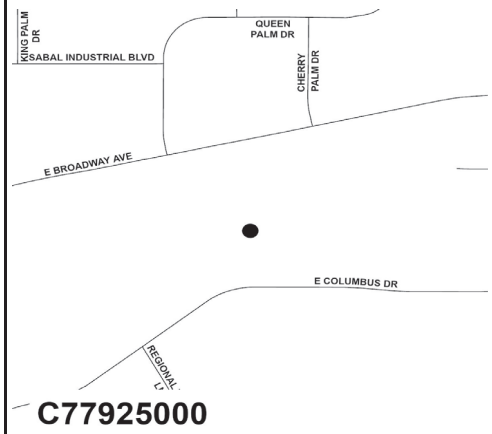

Sources of Funds (in $000s):	Total Estimated Sources	Prior Funding	FY 26 Carryforward	FY 26 Additional	FY 27	FY 28	FY 29	FY 30	FY 31	Future
ARP Funds	$0	$0	$0	$0	$0	$0	$0	$0	$0	$0
Community Invest. Tax I	0	0	0	0	0	0	0	0	0	0
Community Invest. Tax II	0	0	0	0	0	0	0	0	0	0
Community Invest. Tax III	0	0	0	0	0	0	0	0	0	0
Community Invest. Tax IV	0	0	0	0	0	0	0	0	0	0
Enterprise Fees	0	0	0	0	0	0	0	0	0	0
Financing	0	0	0	0	0	0	0	0	0	0
General Revenues-CW	0	0	0	0	0	0	0	0	0	0
General Revenues-R3M	750	0	750	0	0	0	0	0	0	0
General Revenues-UA	0	0	0	0	0	0	0	0	0	0
Grants & County Match	0	0	0	0	0	0	0	0	0	0
Library Fund	0	0	0	0	0	0	0	0	0	0
Other	0	0	0	0	0	0	0	0	0	0
Undetermined	0	0	0	0	0	0	0	0	0	0
Subtotal FY 26			$750	$0						
Total	**$750**	**$0**	**$750**		**$0**	**$0**	**$0**	**$0**	**$0**	**$0**

Uses of Funds (in $000s):	Total Estimated Cost	Prior Expenses	FY 26 Carryforward	FY 26 Additional	FY 27	FY 28	FY 29	FY 30	FY 31	Future
Capital [1]	$0	$0	$0	$0	$0	$0	$0	$0	$0	$0
Contributions [2]	0	0	0	0	0	0	0	0	0	0
Non-Capital [3]	750	0	750	0	0	0	0	0	0	0
Subtotal FY 26			$750	$0						
Total	**$750**	**$0**	**$750**		**$0**	**$0**	**$0**	**$0**	**$0**	**$0**

[1] Capital includes, but is not limited to, expenses related to capitalizable Development, Design, Land Acquisition, Equipment, Construction and Administration required to complete the project.
[2] Contributions includes, but is not limited to, funding through an agreement to other Government Agencies, Youth Organizations, Cultural Service Organizations and other Non-Profit Organizations.
[3] Non-Capital includes, but is not limited to, expenses related to Building Maintenance, Grounds & Landscaping Maintenance, Non-Capitalizable Equipment and other Professional Services.

PROJECT TITLE:
PUBLIC ART PROGRAM (MP)
CIE REQUIREMENTS: N
LEVEL OF SERVICE IMPACT: N/A

PROJECT NUMBER: C70000000

PROGRAM: GOVERNMENT FACILITIES

PROJECT DESCRIPTION:
The amended Public Art Ordinance, approved by the Board of County Commissioners on January 6, 2010, (effective date January 13, 2010), states that the Public Art Program will be included in the County's Capital Improvement Program (CIP) as a capital project. Funds for the program are to be allocated once annually and the assessments are subject to Board approval as part of the CIP. Use of the funds is subject to Board approval through the annual Public Art Plan. The annual Public Art Plan, as recommended by the Public Art Committee, is included within the appendix section of this document.

OPERATING COST IMPACT:
No significant change in operating cost is anticipated.

PROJECT COMPLETION DATE: Ongoing

Neighborhood Community Area:
Countywide

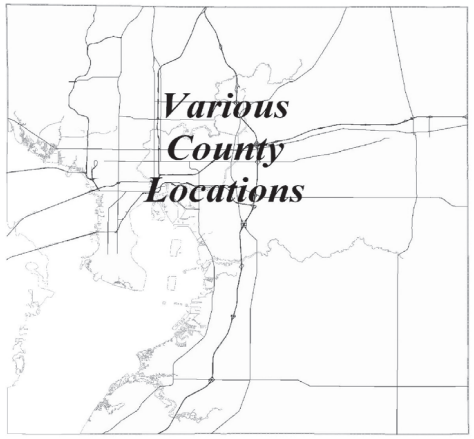

Sources of Funds (in $000s):	Total Estimated Sources	Prior Funding	FY 26 Carryforward	FY 26 Additional	FY 27	FY 28	FY 29	FY 30	FY 31	Future
ARP Funds	$0	$0	$0	$0	$0	$0	$0	$0	$0	$0
Community Invest. Tax I	377	377	0	0	0	0	0	0	0	0
Community Invest. Tax II	356	356	0	0	0	0	0	0	0	0
Community Invest. Tax III	1,152	575	577	0	0	0	0	0	0	0
Community Invest. Tax IV	0	0	0	0	0	0	0	0	0	0
Enterprise Fees	0	0	0	0	0	0	0	0	0	0
Financing	36	36	0	0	0	0	0	0	0	0
General Revenues-CW	2,327	1,844	433	50	0	0	0	0	0	0
General Revenues-R3M	0	0	0	0	0	0	0	0	0	0
General Revenues-UA	2,022	398	1,324	300	0	0	0	0	0	0
Grants & County Match	46	46	0	0	0	0	0	0	0	0
Library Fund	694	535	9	150	0	0	0	0	0	0
Other	0	0	0	0	0	0	0	0	0	0
Undetermined	0	0	0	0	0	0	0	0	0	0
Subtotal FY 26			$2,343	$500						
Total	**$7,010**	**$4,166**	**$2,843**		**$0**	**$0**	**$0**	**$0**	**$0**	**$0**

Uses of Funds (in $000s):	Total Estimated Cost	Prior Expenses	FY 26 Carryforward	FY 26 Additional	FY 27	FY 28	FY 29	FY 30	FY 31	Future
Capital [1]	$6,652	$4,019	$2,133	$500	$0	$0	$0	$0	$0	$0
Contributions [2]	75	75	0	0	0	0	0	0	0	0
Non-Capital [3]	283	73	210	0	0	0	0	0	0	0
Subtotal FY 26			$2,343	$500						
Total	**$7,010**	**$4,166**	**$2,843**		**$0**	**$0**	**$0**	**$0**	**$0**	**$0**

[1] Capital includes, but is not limited to, expenses related to capitalizable Development, Design, Land Acquisition, Equipment, Construction and Administration required to complete the project.
[2] Contributions includes, but is not limited to, funding through an agreement to other Government Agencies, Youth Organizations, Cultural Service Organizations and other Non-Profit Organizations.
[3] Non-Capital includes, but is not limited to, expenses related to Building Maintenance, Grounds & Landscaping Maintenance, Non-Capitalizable Equipment and other Professional Services.

PROJECT TITLE:
PUBLIC DEFENDER FIRST FLOOR SECURITY LOBBY
CIE REQUIREMENTS: N
LEVEL OF SERVICE IMPACT: N/A

PROJECT NUMBER: C77892000

PROGRAM: GOVERNMENT FACILITIES

PROJECT DESCRIPTION:
This project includes the construction/renovation of the 1st floor at 700 E. Twiggs Street to increase security for public access into the building.

OPERATING COST IMPACT:
No significant change in operating cost is anticipated.

PROJECT COMPLETION DATE: Feb 2028

Neighborhood Community Area:
City of Tampa

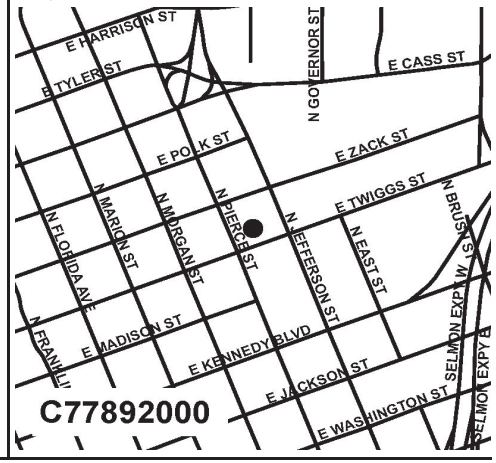

Sources of Funds (in $000s):	Total Estimated Sources	Prior Funding	FY 26 Carryforward	FY 26 Additional	FY 27	FY 28	FY 29	FY 30	FY 31	Future
ARP Funds	$0	$0	$0	$0	$0	$0	$0	$0	$0	$0
Community Invest. Tax I	0	0	0	0	0	0	0	0	0	0
Community Invest. Tax II	0	0	0	0	0	0	0	0	0	0
Community Invest. Tax III	0	0	0	0	0	0	0	0	0	0
Community Invest. Tax IV	0	0	0	0	0	0	0	0	0	0
Enterprise Fees	0	0	0	0	0	0	0	0	0	0
Financing	0	0	0	0	0	0	0	0	0	0
General Revenues-CW	900	37	763	100	0	0	0	0	0	0
General Revenues-R3M	0	0	0	0	0	0	0	0	0	0
General Revenues-UA	0	0	0	0	0	0	0	0	0	0
Grants & County Match	0	0	0	0	0	0	0	0	0	0
Library Fund	0	0	0	0	0	0	0	0	0	0
Other	0	0	0	0	0	0	0	0	0	0
Undetermined	0	0	0	0	0	0	0	0	0	0
Subtotal FY 26			$763	$100						
Total	**$900**	**$37**	**$863**		**$0**	**$0**	**$0**	**$0**	**$0**	**$0**

Uses of Funds (in $000s):	Total Estimated Cost	Prior Expenses	FY 26 Carryforward	FY 26 Additional	FY 27	FY 28	FY 29	FY 30	FY 31	Future
Capital [1]	$900	$37	$763	$100	$0	$0	$0	$0	$0	$0
Contributions [2]	0	0	0	0	0	0	0	0	0	0
Non-Capital [3]	0	0	0	0	0	0	0	0	0	0
Subtotal FY 26			$763	$100						
Total	**$900**	**$37**	**$863**		**$0**	**$0**	**$0**	**$0**	**$0**	**$0**

[1] Capital includes, but is not limited to, expenses related to capitalizable Development, Design, Land Acquisition, Equipment, Construction and Administration required to complete the project.
[2] Contributions includes, but is not limited to, funding through an agreement to other Government Agencies, Youth Organizations, Cultural Service Organizations and other Non-Profit Organizations.
[3] Non-Capital includes, but is not limited to, expenses related to Building Maintenance, Grounds & Landscaping Maintenance, Non-Capitalizable Equipment and other Professional Services.

PROJECT TITLE:
PUBLIC DEFENDER OFFICE RENOVATIONS
CIE REQUIREMENTS: N
LEVEL OF SERVICE IMPACT: N/A

PROJECT NUMBER: C77893000

PROGRAM: GOVERNMENT FACILITIES

PROJECT DESCRIPTION:
Various floors will be renovated to accommodate existing or expanded programming needs. Interior partitions and finishes within the various floor areas will be demolished and replaced to office spaces for attorneys, training rooms, break and wellness areas, attorney resource rooms, trial preparation areas, video deposition rooms, conference rooms, and imaging. Technology, network, and other IT needs that will improve operational efficiency will be implemented along with the office changes.

OPERATING COST IMPACT:
No significant change in operating cost is anticipated.

PROJECT COMPLETION DATE: Jun 2028

Neighborhood Community Area:
City of Tampa

Sources of Funds (in $000s):	Total Estimated Sources	Prior Funding	FY 26 Carryforward	FY 26 Additional	FY 27	FY 28	FY 29	FY 30	FY 31	Future
ARP Funds	$0	$0	$0	$0	$0	$0	$0	$0	$0	$0
Community Invest. Tax I	0	0	0	0	0	0	0	0	0	0
Community Invest. Tax II	0	0	0	0	0	0	0	0	0	0
Community Invest. Tax III	0	0	0	0	0	0	0	0	0	0
Community Invest. Tax IV	0	0	0	0	0	0	0	0	0	0
Enterprise Fees	0	0	0	0	0	0	0	0	0	0
Financing	0	0	0	0	0	0	0	0	0	0
General Revenues-CW	2,750	133	2,367	250	0	0	0	0	0	0
General Revenues-R3M	0	0	0	0	0	0	0	0	0	0
General Revenues-UA	0	0	0	0	0	0	0	0	0	0
Grants & County Match	0	0	0	0	0	0	0	0	0	0
Library Fund	0	0	0	0	0	0	0	0	0	0
Other	0	0	0	0	0	0	0	0	0	0
Undetermined	0	0	0	0	0	0	0	0	0	0
Subtotal FY 26			$2,367	$250						
Total	**$2,750**	**$133**	**$2,617**		**$0**	**$0**	**$0**	**$0**	**$0**	**$0**

Uses of Funds (in $000s):	Total Estimated Cost	Prior Expenses	FY 26 Carryforward	FY 26 Additional	FY 27	FY 28	FY 29	FY 30	FY 31	Future
Capital [1]	$2,750	$133	$2,367	$250	$0	$0	$0	$0	$0	$0
Contributions [2]	0	0	0	0	0	0	0	0	0	0
Non-Capital [3]	0	0	0	0	0	0	0	0	0	0
Subtotal FY 26			$2,367	$250						
Total	**$2,750**	**$133**	**$2,617**		**$0**	**$0**	**$0**	**$0**	**$0**	**$0**

[1] Capital includes, but is not limited to, expenses related to capitalizable Development, Design, Land Acquisition, Equipment, Construction and Administration required to complete the project.
[2] Contributions includes, but is not limited to, funding through an agreement to other Government Agencies, Youth Organizations, Cultural Service Organizations and other Non-Profit Organizations.
[3] Non-Capital includes, but is not limited to, expenses related to Building Maintenance, Grounds & Landscaping Maintenance, Non-Capitalizable Equipment and other Professional Services.

PROJECT TITLE:
SECURITY ENHANCEMENTS AT COUNTY FACILITIES (MP)
CIE REQUIREMENTS: N
LEVEL OF SERVICE IMPACT: N/A

PROJECT NUMBER: C77857000

PROGRAM: GOVERNMENT FACILITIES

PROJECT DESCRIPTION:
This project is for the purpose of providing security improvements to the County Center and other County buildings as budget will allow. Work will include construction / build out as well as new equipment.

Neighborhood Community Area:
Countywide

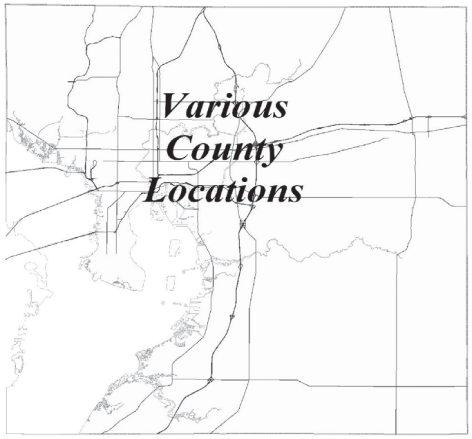

OPERATING COST IMPACT:
No significant change in operating cost is anticipated.

PROJECT COMPLETION DATE: Ongoing

Sources of Funds (in $000s):	Total Estimated Sources	Prior Funding	FY 26 Carryforward	FY 26 Additional	FY 27	FY 28	FY 29	FY 30	FY 31	Future
ARP Funds	$0	$0	$0	$0	$0	$0	$0	$0	$0	$0
Community Invest. Tax I	0	0	0	0	0	0	0	0	0	0
Community Invest. Tax II	0	0	0	0	0	0	0	0	0	0
Community Invest. Tax III	0	0	0	0	0	0	0	0	0	0
Community Invest. Tax IV	0	0	0	0	0	0	0	0	0	0
Enterprise Fees	0	0	0	0	0	0	0	0	0	0
Financing	0	0	0	0	0	0	0	0	0	0
General Revenues-CW	6,350	2,253	1,597	1,500	1,000	0	0	0	0	0
General Revenues-R3M	0	0	0	0	0	0	0	0	0	0
General Revenues-UA	1,075	497	578	0	0	0	0	0	0	0
Grants & County Match	0	0	0	0	0	0	0	0	0	0
Library Fund	0	0	0	0	0	0	0	0	0	0
Other	0	0	0	0	0	0	0	0	0	0
Undetermined	0	0	0	0	0	0	0	0	0	0
Subtotal FY 26			$2,176	$1,500						
Total	**$7,425**	**$2,749**	**$3,676**		**$1,000**	**$0**	**$0**	**$0**	**$0**	**$0**

Uses of Funds (in $000s):	Total Estimated Cost	Prior Expenses	FY 26 Carryforward	FY 26 Additional	FY 27	FY 28	FY 29	FY 30	FY 31	Future
Capital [1]	$7,292	$2,636	$2,156	$1,500	$1,000	$0	$0	$0	$0	$0
Contributions [2]	0	0	0	0	0	0	0	0	0	0
Non-Capital [3]	133	113	20	0	0	0	0	0	0	0
Subtotal FY 26			$2,176	$1,500						
Total	**$7,425**	**$2,749**	**$3,676**		**$1,000**	**$0**	**$0**	**$0**	**$0**	**$0**

[1] Capital includes, but is not limited to, expenses related to capitalizable Development, Design, Land Acquisition, Equipment, Construction and Administration required to complete the project.
[2] Contributions includes, but is not limited to, funding through an agreement to other Government Agencies, Youth Organizations, Cultural Service Organizations and other Non-Profit Organizations.
[3] Non-Capital includes, but is not limited to, expenses related to Building Maintenance, Grounds & Landscaping Maintenance, Non-Capitalizable Equipment and other Professional Services.

PROJECT TITLE:
SHERIFF'S OPERATIONS CENTER RELOCATION
CIE REQUIREMENTS: N
LEVEL OF SERVICE IMPACT: N/A

PROJECT NUMBER: C77920000

PROGRAM: GOVERNMENT FACILITIES

PROJECT DESCRIPTION:
Land acquisition, project development, design and construction to relocate the Sheriff's Operations Center Complex currently in Ybor City.

Neighborhood Community Area:
Brandon

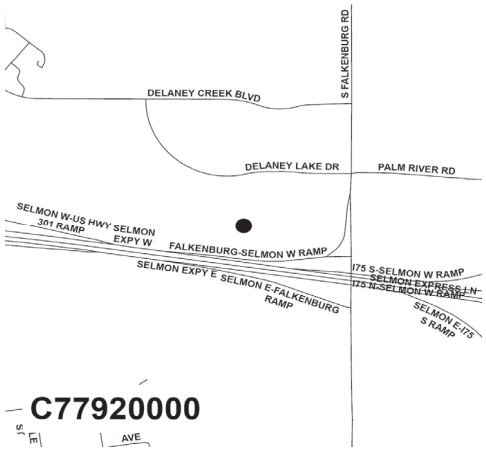

OPERATING COST IMPACT:
To be determined.

PROJECT COMPLETION DATE: TBD

Sources of Funds (in $000s):	Total Estimated Sources	Prior Funding	FY 26 Carryforward	FY 26 Additional	FY 27	FY 28	FY 29	FY 30	FY 31	Future
ARP Funds	$0	$0	$0	$0	$0	$0	$0	$0	$0	$0
Community Invest. Tax I	0	0	0	0	0	0	0	0	0	0
Community Invest. Tax II	0	0	0	0	0	0	0	0	0	0
Community Invest. Tax III	0	0	0	0	0	0	0	0	0	0
Community Invest. Tax IV	0	0	0	0	0	0	0	0	0	0
Enterprise Fees	0	0	0	0	0	0	0	0	0	0
Financing	24,225	24,168	57	0	0	0	0	0	0	0
General Revenues-CW	27,454	0	15,000	12,454	0	0	0	0	0	0
General Revenues-R3M	730	0	0	730	0	0	0	0	0	0
General Revenues-UA	17,600	0	15,000	2,600	0	0	0	0	0	0
Grants & County Match	0	0	0	0	0	0	0	0	0	0
Library Fund	0	0	0	0	0	0	0	0	0	0
Other	0	0	0	0	0	0	0	0	0	0
Undetermined	0	0	0	0	0	0	0	0	0	0
Subtotal FY 26			$30,057	$15,784						
Total	**$70,009**	**$24,168**	**$45,841**		**$0**	**$0**	**$0**	**$0**	**$0**	**$0**

Uses of Funds (in $000s):	Total Estimated Cost	Prior Expenses	FY 26 Carryforward	FY 26 Additional	FY 27	FY 28	FY 29	FY 30	FY 31	Future
Capital [1]	$24,168	$24,168	$0	$0	$0	$0	$0	$0	$0	$0
Contributions [2]	0	0	0	0	0	0	0	0	0	0
Non-Capital [3]	45,841	0	30,057	15,784	0	0	0	0	0	0
Subtotal FY 26			$30,057	$15,784						
Total	**$70,009**	**$24,168**	**$45,841**		**$0**	**$0**	**$0**	**$0**	**$0**	**$0**

[1] Capital includes, but is not limited to, expenses related to capitalizable Development, Design, Land Acquisition, Equipment, Construction and Administration required to complete the project.
[2] Contributions includes, but is not limited to, funding through an agreement to other Government Agencies, Youth Organizations, Cultural Service Organizations and other Non-Profit Organizations.
[3] Non-Capital includes, but is not limited to, expenses related to Building Maintenance, Grounds & Landscaping Maintenance, Non-Capitalizable Equipment and other Professional Services.

PROJECT TITLE:
SHERIFF'S TRAINING FACILITY
CIE REQUIREMENTS: N
LEVEL OF SERVICE IMPACT: N/A

PROJECT NUMBER: C77902000

PROGRAM: GOVERNMENT FACILITIES

PROJECT DESCRIPTION:
This project includes the purchase of the existing 60,000 sf building located at 10210 Winhorst Rd and Phase One of building retrofit for Sheriff's training programs.

Neighborhood Community Area:
Brandon

OPERATING COST IMPACT:
To be determined.

PROJECT COMPLETION DATE: TBD

Sources of Funds (in $000s):	Total Estimated Sources	Prior Funding	FY 26 Carryforward	FY 26 Additional	FY 27	FY 28	FY 29	FY 30	FY 31	Future
ARP Funds	$0	$0	$0	$0	$0	$0	$0	$0	$0	$0
Community Invest. Tax I	0	0	0	0	0	0	0	0	0	0
Community Invest. Tax II	0	0	0	0	0	0	0	0	0	0
Community Invest. Tax III	0	0	0	0	0	0	0	0	0	0
Community Invest. Tax IV	11,211	8,630	2,581	0	0	0	0	0	0	0
Enterprise Fees	0	0	0	0	0	0	0	0	0	0
Financing	3,789	3,789	0	0	0	0	0	0	0	0
General Revenues-CW	100	100	0	0	0	0	0	0	0	0
General Revenues-R3M	0	0	0	0	0	0	0	0	0	0
General Revenues-UA	0	0	0	0	0	0	0	0	0	0
Grants & County Match	0	0	0	0	0	0	0	0	0	0
Library Fund	0	0	0	0	0	0	0	0	0	0
Other	0	0	0	0	0	0	0	0	0	0
Undetermined	0	0	0	0	0	0	0	0	0	0
Subtotal FY 26			$2,581	$0						
Total	**$15,100**	**$12,519**	**$2,581**		**$0**	**$0**	**$0**	**$0**	**$0**	**$0**

Uses of Funds (in $000s):	Total Estimated Cost	Prior Expenses	FY 26 Carryforward	FY 26 Additional	FY 27	FY 28	FY 29	FY 30	FY 31	Future
Capital [1]	$12,301	$12,301	$0	$0	$0	$0	$0	$0	$0	$0
Contributions [2]	0	0	0	0	0	0	0	0	0	0
Non-Capital [3]	2,799	218	2,581	0	0	0	0	0	0	0
Subtotal FY 26			$2,581	$0						
Total	**$15,100**	**$12,519**	**$2,581**		**$0**	**$0**	**$0**	**$0**	**$0**	**$0**

[1] Capital includes, but is not limited to, expenses related to capitalizable Development, Design, Land Acquisition, Equipment, Construction and Administration required to complete the project.
[2] Contributions includes, but is not limited to, funding through an agreement to other Government Agencies, Youth Organizations, Cultural Service Organizations and other Non-Profit Organizations.
[3] Non-Capital includes, but is not limited to, expenses related to Building Maintenance, Grounds & Landscaping Maintenance, Non-Capitalizable Equipment and other Professional Services.

PROJECT TITLE:
SOLAR PROJECTS VARIOUS BUILDINGS PHASE 2 (MP)
CIE REQUIREMENTS: N
LEVEL OF SERVICE IMPACT: N/A

PROJECT NUMBER: C77889000

PROGRAM: GOVERNMENT FACILITIES

PROJECT DESCRIPTION:
This project is for installing solar panel arrays on various new buildings and park light pole structures for continued sustainability efforts.

Neighborhood Community Area:
Countywide

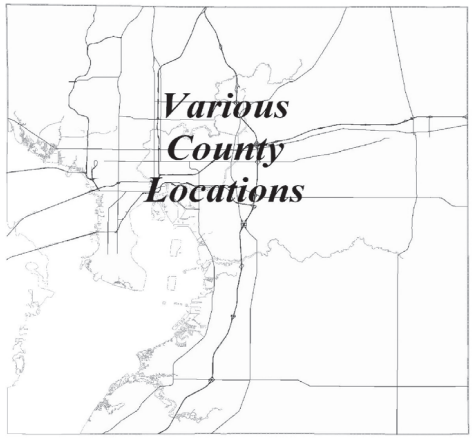

OPERATING COST IMPACT:
Net savings to be determined after final implementation.

PROJECT COMPLETION DATE: Ongoing

Sources of Funds (in $000s):	Total Estimated Sources	Prior Funding	FY 26 Carryforward	FY 26 Additional	FY 27	FY 28	FY 29	FY 30	FY 31	Future
ARP Funds	$0	$0	$0	$0	$0	$0	$0	$0	$0	$0
Community Invest. Tax I	0	0	0	0	0	0	0	0	0	0
Community Invest. Tax II	0	0	0	0	0	0	0	0	0	0
Community Invest. Tax III	0	0	0	0	0	0	0	0	0	0
Community Invest. Tax IV	0	0	0	0	0	0	0	0	0	0
Enterprise Fees	0	0	0	0	0	0	0	0	0	0
Financing	0	0	0	0	0	0	0	0	0	0
General Revenues-CW	1,100	42	58	1,000	0	0	0	0	0	0
General Revenues-R3M	0	0	0	0	0	0	0	0	0	0
General Revenues-UA	850	38	512	150	150	0	0	0	0	0
Grants & County Match	0	0	0	0	0	0	0	0	0	0
Library Fund	0	0	0	0	0	0	0	0	0	0
Other	0	0	0	0	0	0	0	0	0	0
Undetermined	0	0	0	0	0	0	0	0	0	0
Subtotal FY 26			$570	$1,150						
Total	**$1,950**	**$80**	**$1,720**		**$150**	**$0**	**$0**	**$0**	**$0**	**$0**

Uses of Funds (in $000s):	Total Estimated Cost	Prior Expenses	FY 26 Carryforward	FY 26 Additional	FY 27	FY 28	FY 29	FY 30	FY 31	Future
Capital [1]	$1,950	$80	$570	$1,150	$150	$0	$0	$0	$0	$0
Contributions [2]	0	0	0	0	0	0	0	0	0	0
Non-Capital [3]	0	0	0	0	0	0	0	0	0	0
Subtotal FY 26			$570	$1,150						
Total	**$1,950**	**$80**	**$1,720**		**$150**	**$0**	**$0**	**$0**	**$0**	**$0**

[1] Capital includes, but is not limited to, expenses related to capitalizable Development, Design, Land Acquisition, Equipment, Construction and Administration required to complete the project.
[2] Contributions includes, but is not limited to, funding through an agreement to other Government Agencies, Youth Organizations, Cultural Service Organizations and other Non-Profit Organizations.
[3] Non-Capital includes, but is not limited to, expenses related to Building Maintenance, Grounds & Landscaping Maintenance, Non-Capitalizable Equipment and other Professional Services.

PROJECT TITLE: **PROJECT NUMBER: C77914000**
SOUL WALK AFRICAN AMERICAN HERITAGE TRAIL - PUBLIC ART ON FRANKLIN STREET
CIE REQUIREMENTS: N
LEVEL OF SERVICE IMPACT: N/A **PROGRAM: GOVERNMENT FACILITIES**

PROJECT DESCRIPTION:
The Board of County Commissioners approved funding for the Soul Walk African American Heritage Trail - Public Art on Franklin Street project.

Neighborhood Community Area:
City of Tampa

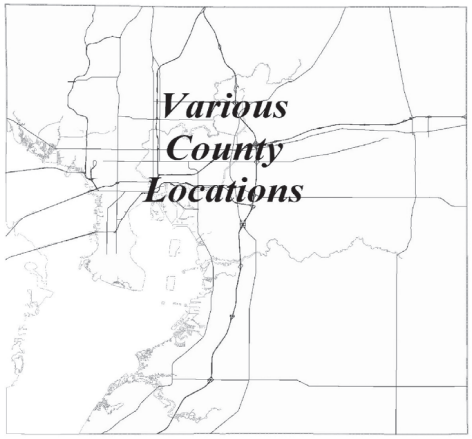

OPERATING COST IMPACT:
There will be no operating cost impact to the County.

PROJECT COMPLETION DATE: Contribution

Sources of Funds (in $000s):	Total Estimated Sources	Prior Funding	FY 26 Carryforward	FY 26 Additional	FY 27	FY 28	FY 29	FY 30	FY 31	Future
ARP Funds	$0	$0	$0	$0	$0	$0	$0	$0	$0	$0
Community Invest. Tax I	0	0	0	0	0	0	0	0	0	0
Community Invest. Tax II	0	0	0	0	0	0	0	0	0	0
Community Invest. Tax III	0	0	0	0	0	0	0	0	0	0
Community Invest. Tax IV	0	0	0	0	0	0	0	0	0	0
Enterprise Fees	0	0	0	0	0	0	0	0	0	0
Financing	0	0	0	0	0	0	0	0	0	0
General Revenues-CW	250	0	250	0	0	0	0	0	0	0
General Revenues-R3M	0	0	0	0	0	0	0	0	0	0
General Revenues-UA	0	0	0	0	0	0	0	0	0	0
Grants & County Match	0	0	0	0	0	0	0	0	0	0
Library Fund	0	0	0	0	0	0	0	0	0	0
Other	0	0	0	0	0	0	0	0	0	0
Undetermined	0	0	0	0	0	0	0	0	0	0
Subtotal FY 26			$250	$0						
Total	**$250**	**$0**	**$250**		**$0**	**$0**	**$0**	**$0**	**$0**	**$0**

Uses of Funds (in $000s):	Total Estimated Cost	Prior Expenses	FY 26 Carryforward	FY 26 Additional	FY 27	FY 28	FY 29	FY 30	FY 31	Future
Capital [1]	$0	$0	$0	$0	$0	$0	$0	$0	$0	$0
Contributions [2]	250	0	250	0	0	0	0	0	0	0
Non-Capital [3]	0	0	0	0	0	0	0	0	0	0
Subtotal FY 26			$250	$0						
Total	**$250**	**$0**	**$250**		**$0**	**$0**	**$0**	**$0**	**$0**	**$0**

[1] Capital includes, but is not limited to, expenses related to capitalizable Development, Design, Land Acquisition, Equipment, Construction and Administration required to complete the project.
[2] Contributions includes, but is not limited to, funding through an agreement to other Government Agencies, Youth Organizations, Cultural Service Organizations and other Non-Profit Organizations.
[3] Non-Capital includes, but is not limited to, expenses related to Building Maintenance, Grounds & Landscaping Maintenance, Non-Capitalizable Equipment and other Professional Services.

PROJECT TITLE: **PROJECT NUMBER: C77840000**
SOUTH COUNTY CULTURAL ARTS CENTER
CIE REQUIREMENTS: N
LEVEL OF SERVICE IMPACT: N/A **PROGRAM: GOVERNMENT FACILITIES**

PROJECT DESCRIPTION:
The purpose of the project is to explore options and locations for a cultural arts center in southern Hillsborough County.

Neighborhood Community Area:
TBD

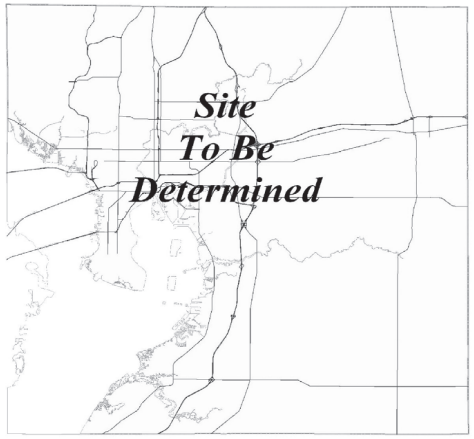

OPERATING COST IMPACT:
Operating cost impact will be determined once scope and location are determined.

PROJECT COMPLETION DATE: TBD

Sources of Funds (in $000s):	Total Estimated Sources	Prior Funding	FY 26 Carryforward	FY 26 Additional	FY 27	FY 28	FY 29	FY 30	FY 31	Future
ARP Funds	$0	$0	$0	$0	$0	$0	$0	$0	$0	$0
Community Invest. Tax I	0	0	0	0	0	0	0	0	0	0
Community Invest. Tax II	0	0	0	0	0	0	0	0	0	0
Community Invest. Tax III	0	0	0	0	0	0	0	0	0	0
Community Invest. Tax IV	0	0	0	0	0	0	0	0	0	0
Enterprise Fees	0	0	0	0	0	0	0	0	0	0
Financing	0	0	0	0	0	0	0	0	0	0
General Revenues-CW	0	0	0	0	0	0	0	0	0	0
General Revenues-R3M	0	0	0	0	0	0	0	0	0	0
General Revenues-UA	350	10	340	0	0	0	0	0	0	0
Grants & County Match	0	0	0	0	0	0	0	0	0	0
Library Fund	0	0	0	0	0	0	0	0	0	0
Other	0	0	0	0	0	0	0	0	0	0
Undetermined	0	0	0	0	0	0	0	0	0	0
Subtotal FY 26			$340	$0						
Total	**$350**	**$10**	**$340**		**$0**	**$0**	**$0**	**$0**	**$0**	**$0**

Uses of Funds (in $000s):	Total Estimated Cost	Prior Expenses	FY 26 Carryforward	FY 26 Additional	FY 27	FY 28	FY 29	FY 30	FY 31	Future
Capital [1]	$320	$10	$310	$0	$0	$0	$0	$0	$0	$0
Contributions [2]	0	0	0	0	0	0	0	0	0	0
Non-Capital [3]	30	0	30	0	0	0	0	0	0	0
Subtotal FY 26			$340	$0						
Total	**$350**	**$10**	**$340**		**$0**	**$0**	**$0**	**$0**	**$0**	**$0**

[1] Capital includes, but is not limited to, expenses related to capitalizable Development, Design, Land Acquisition, Equipment, Construction and Administration required to complete the project.
[2] Contributions includes, but is not limited to, funding through an agreement to other Government Agencies, Youth Organizations, Cultural Service Organizations and other Non-Profit Organizations.
[3] Non-Capital includes, but is not limited to, expenses related to Building Maintenance, Grounds & Landscaping Maintenance, Non-Capitalizable Equipment and other Professional Services.

PROJECT TITLE:
SURPLUS WAREHOUSE ROOF REPLACEMENT (R3M)
CIE REQUIREMENTS: N
LEVEL OF SERVICE IMPACT: N/A

PROJECT NUMBER: C77945000

PROGRAM: GOVERNMENT FACILITIES

PROJECT DESCRIPTION:
Project is for the replacement of the roof that has reached its life expectancy.

OPERATING COST IMPACT:
No significant change in operating cost is anticipated.

PROJECT COMPLETION DATE: Sep 2026

Neighborhood Community Area:
Greater Palm River

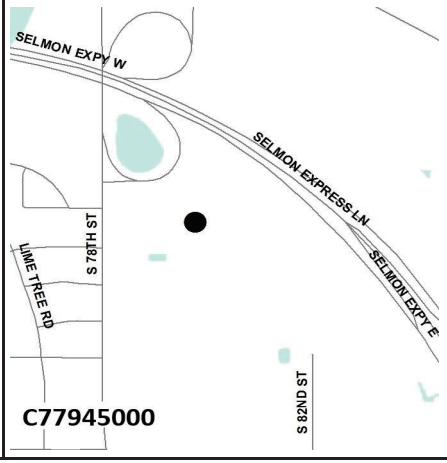

Sources of Funds (in $000s):	Total Estimated Sources	Prior Funding	FY 26 Carryforward	FY 26 Additional	FY 27	FY 28	FY 29	FY 30	FY 31	Future
ARP Funds	$0	$0	$0	$0	$0	$0	$0	$0	$0	$0
Community Invest. Tax I	0	0	0	0	0	0	0	0	0	0
Community Invest. Tax II	0	0	0	0	0	0	0	0	0	0
Community Invest. Tax III	0	0	0	0	0	0	0	0	0	0
Community Invest. Tax IV	0	0	0	0	0	0	0	0	0	0
Enterprise Fees	0	0	0	0	0	0	0	0	0	0
Financing	0	0	0	0	0	0	0	0	0	0
General Revenues-CW	0	0	0	0	0	0	0	0	0	0
General Revenues-R3M	500	0	0	500	0	0	0	0	0	0
General Revenues-UA	0	0	0	0	0	0	0	0	0	0
Grants & County Match	0	0	0	0	0	0	0	0	0	0
Library Fund	0	0	0	0	0	0	0	0	0	0
Other	0	0	0	0	0	0	0	0	0	0
Undetermined	0	0	0	0	0	0	0	0	0	0
Subtotal FY 26			$0	$500						
Total	**$500**	**$0**	**$500**		**$0**	**$0**	**$0**	**$0**	**$0**	**$0**

Uses of Funds (in $000s):	Total Estimated Cost	Prior Expenses	FY 26 Carryforward	FY 26 Additional	FY 27	FY 28	FY 29	FY 30	FY 31	Future
Capital [1]	$0	$0	$0	$0	$0	$0	$0	$0	$0	$0
Contributions [2]	0	0	0	0	0	0	0	0	0	0
Non-Capital [3]	500	0	0	500	0	0	0	0	0	0
Subtotal FY 26			$0	$500						
Total	**$500**	**$0**	**$500**		**$0**	**$0**	**$0**	**$0**	**$0**	**$0**

[1] Capital includes, but is not limited to, expenses related to capitalizable Development, Design, Land Acquisition, Equipment, Construction and Administration required to complete the project.
[2] Contributions includes, but is not limited to, funding through an agreement to other Government Agencies, Youth Organizations, Cultural Service Organizations and other Non-Profit Organizations.
[3] Non-Capital includes, but is not limited to, expenses related to Building Maintenance, Grounds & Landscaping Maintenance, Non-Capitalizable Equipment and other Professional Services.

PROJECT TITLE:
TAMPA BAY WATER LAND ACQUISITION
CIE REQUIREMENTS: N
LEVEL OF SERVICE IMPACT: N/A

PROJECT NUMBER: C77890000

PROGRAM: GOVERNMENT FACILITIES

PROJECT DESCRIPTION:
Land acquisition and related site activities for property located within the Falkenburg Complex on Columbus Drive to accommodate future County facilities.

OPERATING COST IMPACT:
Operating impact will be identified with the project(s) that are developed on the site.

PROJECT COMPLETION DATE: Dec 2026

Neighborhood Community Area:
Brandon

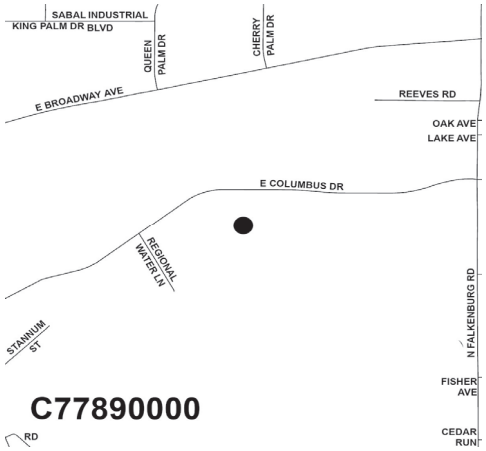

Sources of Funds (in $000s):	Total Estimated Sources	Prior Funding	FY 26 Carryforward	FY 26 Additional	FY 27	FY 28	FY 29	FY 30	FY 31	Future
ARP Funds	$0	$0	$0	$0	$0	$0	$0	$0	$0	$0
Community Invest. Tax I	0	0	0	0	0	0	0	0	0	0
Community Invest. Tax II	0	0	0	0	0	0	0	0	0	0
Community Invest. Tax III	0	0	0	0	0	0	0	0	0	0
Community Invest. Tax IV	0	0	0	0	0	0	0	0	0	0
Enterprise Fees	0	0	0	0	0	0	0	0	0	0
Financing	1,616	1,616	0	0	0	0	0	0	0	0
General Revenues-CW	3,055	1,283	1,771	0	0	0	0	0	0	0
General Revenues-R3M	0	0	0	0	0	0	0	0	0	0
General Revenues-UA	0	0	0	0	0	0	0	0	0	0
Grants & County Match	0	0	0	0	0	0	0	0	0	0
Library Fund	0	0	0	0	0	0	0	0	0	0
Other	0	0	0	0	0	0	0	0	0	0
Undetermined	0	0	0	0	0	0	0	0	0	0
Subtotal FY 26			$1,771	$0						
Total	**$4,670**	**$2,899**	**$1,771**		**$0**	**$0**	**$0**	**$0**	**$0**	**$0**

Uses of Funds (in $000s):	Total Estimated Cost	Prior Expenses	FY 26 Carryforward	FY 26 Additional	FY 27	FY 28	FY 29	FY 30	FY 31	Future
Capital [1]	$4,670	$2,899	$1,771	$0	$0	$0	$0	$0	$0	$0
Contributions [2]	0	0	0	0	0	0	0	0	0	0
Non-Capital [3]	0	0	0	0	0	0	0	0	0	0
Subtotal FY 26			$1,771	$0						
Total	**$4,670**	**$2,899**	**$1,771**		**$0**	**$0**	**$0**	**$0**	**$0**	**$0**

[1] Capital includes, but is not limited to, expenses related to capitalizable Development, Design, Land Acquisition, Equipment, Construction and Administration required to complete the project.
[2] Contributions includes, but is not limited to, funding through an agreement to other Government Agencies, Youth Organizations, Cultural Service Organizations and other Non-Profit Organizations.
[3] Non-Capital includes, but is not limited to, expenses related to Building Maintenance, Grounds & Landscaping Maintenance, Non-Capitalizable Equipment and other Professional Services.

PROJECT TITLE:
TAX COLLECTOR CAPITAL IMPROVEMENTS
CIE REQUIREMENTS: N
LEVEL OF SERVICE IMPACT: N/A

PROJECT NUMBER: C77918000

PROGRAM: GOVERNMENT FACILITIES

PROJECT DESCRIPTION:
Site development work for a 6-8 acre area between the existing Tax Collector driving test track and branch office will be prepared for exterior improvements such as additional parking and future expansion.

OPERATING COST IMPACT:
To be determined.

PROJECT COMPLETION DATE: TBD

Neighborhood Community Area:
Countywide

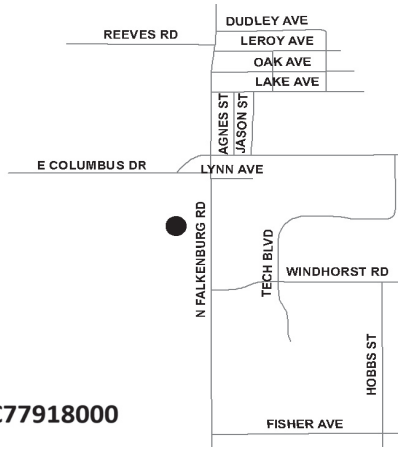

Sources of Funds (in $000s):	Total Estimated Sources	Prior Funding	FY 26 Carryforward	FY 26 Additional	FY 27	FY 28	FY 29	FY 30	FY 31	Future
ARP Funds	$0	$0	$0	$0	$0	$0	$0	$0	$0	$0
Community Invest. Tax I	0	0	0	0	0	0	0	0	0	0
Community Invest. Tax II	0	0	0	0	0	0	0	0	0	0
Community Invest. Tax III	0	0	0	0	0	0	0	0	0	0
Community Invest. Tax IV	0	0	0	0	0	0	0	0	0	0
Enterprise Fees	0	0	0	0	0	0	0	0	0	0
Financing	0	0	0	0	0	0	0	0	0	0
General Revenues-CW	3,000	0	2,000	1,000	0	0	0	0	0	0
General Revenues-R3M	0	0	0	0	0	0	0	0	0	0
General Revenues-UA	0	0	0	0	0	0	0	0	0	0
Grants & County Match	0	0	0	0	0	0	0	0	0	0
Library Fund	0	0	0	0	0	0	0	0	0	0
Other	0	0	0	0	0	0	0	0	0	0
Undetermined	0	0	0	0	0	0	0	0	0	0
Subtotal FY 26			$2,000	$1,000						
Total	**$3,000**	**$0**	**$3,000**		**$0**	**$0**	**$0**	**$0**	**$0**	**$0**

Uses of Funds (in $000s):	Total Estimated Cost	Prior Expenses	FY 26 Carryforward	FY 26 Additional	FY 27	FY 28	FY 29	FY 30	FY 31	Future
Capital [1]	$3,000	$0	$2,000	$1,000	$0	$0	$0	$0	$0	$0
Contributions [2]	0	0	0	0	0	0	0	0	0	0
Non-Capital [3]	0	0	0	0	0	0	0	0	0	0
Subtotal FY 26			$2,000	$1,000						
Total	**$3,000**	**$0**	**$3,000**		**$0**	**$0**	**$0**	**$0**	**$0**	**$0**

[1] Capital includes, but is not limited to, expenses related to capitalizable Development, Design, Land Acquisition, Equipment, Construction and Administration required to complete the project.
[2] Contributions includes, but is not limited to, funding through an agreement to other Government Agencies, Youth Organizations, Cultural Service Organizations and other Non-Profit Organizations.
[3] Non-Capital includes, but is not limited to, expenses related to Building Maintenance, Grounds & Landscaping Maintenance, Non-Capitalizable Equipment and other Professional Services.

PROJECT TITLE:
THE SKILLS CENTER, INC. CAPITAL CONTRIBUTION
CIE REQUIREMENTS: N
LEVEL OF SERVICE IMPACT: N/A

PROJECT NUMBER: C77953000

PROGRAM: GOVERNMENT FACILITIES

PROJECT DESCRIPTION:
The requested funding is to support essential building enhancements at the community facility located at 5107 N. 22nd Street in Tampa, FL. These improvements are essential for increasing accessibility, energy efficiency, and long-term usability, while creating a more functional and resilient environment for all users. Funding will be used to upgrade infrastructure systems, including electrical enhancements such as dimmable lighting to optimize performance and reduce operational costs. These updates will also enable the facility to continue serving the community during power outages and emergencies, including hurricanes.

OPERATING COST IMPACT:
There will be no operating cost impact to the County.

PROJECT COMPLETION DATE: Contribution

Neighborhood Community Area:
City of Tampa

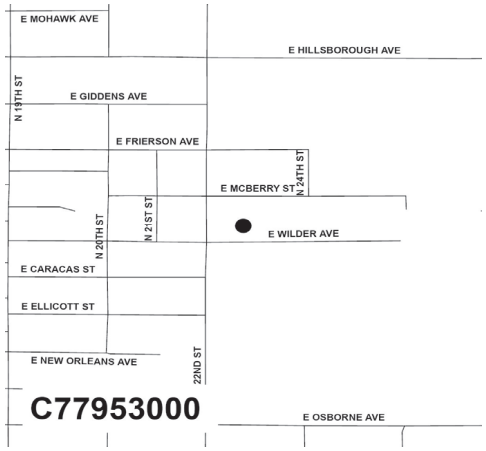

Sources of Funds (in $000s):	Total Estimated Sources	Prior Funding	FY 26 Carryforward	FY 26 Additional	FY 27	FY 28	FY 29	FY 30	FY 31	Future
ARP Funds	$0	$0	$0	$0	$0	$0	$0	$0	$0	$0
Community Invest. Tax I	0	0	0	0	0	0	0	0	0	0
Community Invest. Tax II	0	0	0	0	0	0	0	0	0	0
Community Invest. Tax III	0	0	0	0	0	0	0	0	0	0
Community Invest. Tax IV	0	0	0	0	0	0	0	0	0	0
Enterprise Fees	0	0	0	0	0	0	0	0	0	0
Financing	0	0	0	0	0	0	0	0	0	0
General Revenues-CW	229	0	0	229	0	0	0	0	0	0
General Revenues-R3M	0	0	0	0	0	0	0	0	0	0
General Revenues-UA	0	0	0	0	0	0	0	0	0	0
Grants & County Match	0	0	0	0	0	0	0	0	0	0
Library Fund	0	0	0	0	0	0	0	0	0	0
Other	0	0	0	0	0	0	0	0	0	0
Undetermined	0	0	0	0	0	0	0	0	0	0
Subtotal FY 26			$0	$229						
Total	**$229**	**$0**	**$229**		**$0**	**$0**	**$0**	**$0**	**$0**	**$0**

Uses of Funds (in $000s):	Total Estimated Cost	Prior Expenses	FY 26 Carryforward	FY 26 Additional	FY 27	FY 28	FY 29	FY 30	FY 31	Future
Capital [1]	$0	$0	$0	$0	$0	$0	$0	$0	$0	$0
Contributions [2]	229	0	0	229	0	0	0	0	0	0
Non-Capital [3]	0	0	0	0	0	0	0	0	0	0
Subtotal FY 26			$0	$229						
Total	**$229**	**$0**	**$229**		**$0**	**$0**	**$0**	**$0**	**$0**	**$0**

[1] Capital includes, but is not limited to, expenses related to capitalizable Development, Design, Land Acquisition, Equipment, Construction and Administration required to complete the project.
[2] Contributions includes, but is not limited to, funding through an agreement to other Government Agencies, Youth Organizations, Cultural Service Organizations and other Non-Profit Organizations.
[3] Non-Capital includes, but is not limited to, expenses related to Building Maintenance, Grounds & Landscaping Maintenance, Non-Capitalizable Equipment and other Professional Services.

PROJECT TITLE:
UNINCORPORATED FLOORING REPLACEMENT (R3M) (MP)
CIE REQUIREMENTS: N
LEVEL OF SERVICE IMPACT: N/A

PROJECT NUMBER: C77912000

PROGRAM: GOVERNMENT FACILITIES

PROJECT DESCRIPTION:
Project is for scheduled end of life cycle replacement of various types of flooring at County owned Unincorporated funded facilities.

Neighborhood Community Area:
Countywide

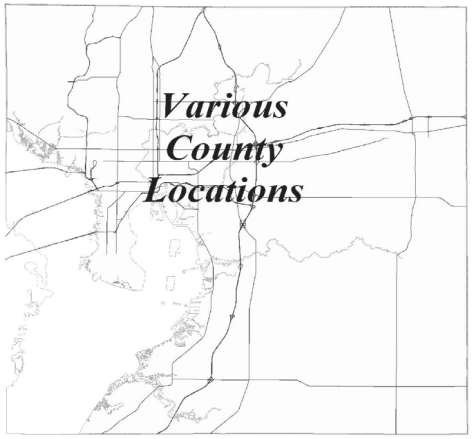

OPERATING COST IMPACT:
No significant change in operating cost is anticipated.

PROJECT COMPLETION DATE: Ongoing

Sources of Funds (in $000s):	Total Estimated Sources	Prior Funding	FY 26 Carryforward	FY 26 Additional	FY 27	FY 28	FY 29	FY 30	FY 31	Future
ARP Funds	$0	$0	$0	$0	$0	$0	$0	$0	$0	$0
Community Invest. Tax I	0	0	0	0	0	0	0	0	0	0
Community Invest. Tax II	0	0	0	0	0	0	0	0	0	0
Community Invest. Tax III	0	0	0	0	0	0	0	0	0	0
Community Invest. Tax IV	0	0	0	0	0	0	0	0	0	0
Enterprise Fees	0	0	0	0	0	0	0	0	0	0
Financing	0	0	0	0	0	0	0	0	0	0
General Revenues-CW	0	0	0	0	0	0	0	0	0	0
General Revenues-R3M	200	0	200	0	0	0	0	0	0	0
General Revenues-UA	0	0	0	0	0	0	0	0	0	0
Grants & County Match	0	0	0	0	0	0	0	0	0	0
Library Fund	0	0	0	0	0	0	0	0	0	0
Other	0	0	0	0	0	0	0	0	0	0
Undetermined	0	0	0	0	0	0	0	0	0	0
Subtotal FY 26			$200	$0						
Total	**$200**	**$0**	**$200**		**$0**	**$0**	**$0**	**$0**	**$0**	**$0**

Uses of Funds (in $000s):	Total Estimated Cost	Prior Expenses	FY 26 Carryforward	FY 26 Additional	FY 27	FY 28	FY 29	FY 30	FY 31	Future
Capital [1]	$0	$0	$0	$0	$0	$0	$0	$0	$0	$0
Contributions [2]	0	0	0	0	0	0	0	0	0	0
Non-Capital [3]	200	0	200	0	0	0	0	0	0	0
Subtotal FY 26			$200	$0						
Total	**$200**	**$0**	**$200**		**$0**	**$0**	**$0**	**$0**	**$0**	**$0**

[1] Capital includes, but is not limited to, expenses related to capitalizable Development, Design, Land Acquisition, Equipment, Construction and Administration required to complete the project.
[2] Contributions includes, but is not limited to, funding through an agreement to other Government Agencies, Youth Organizations, Cultural Service Organizations and other Non-Profit Organizations.
[3] Non-Capital includes, but is not limited to, expenses related to Building Maintenance, Grounds & Landscaping Maintenance, Non-Capitalizable Equipment and other Professional Services.

PROJECT TITLE:
UNINCORPORATED HVAC REPLACEMENTS (R3M) (MP)
CIE REQUIREMENTS: N
LEVEL OF SERVICE IMPACT: N/A

PROJECT NUMBER: C77947000

PROGRAM: GOVERNMENT FACILITIES

PROJECT DESCRIPTION:
Project is for scheduled end of life cycle replacement of various types of HVAC systems at County owned Unincorporated funded facilities.

Neighborhood Community Area:
Countywide

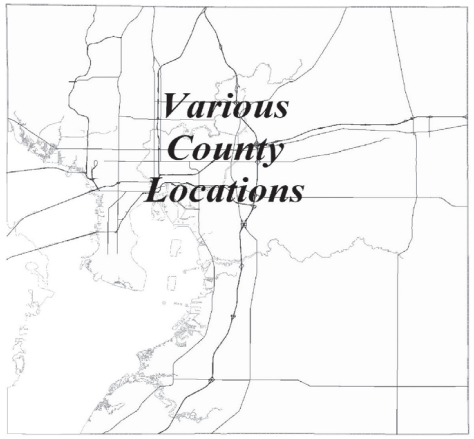

OPERATING COST IMPACT:
No significant change in operating cost is anticipated.

PROJECT COMPLETION DATE: Ongoing

Sources of Funds (in $000s):	Total Estimated Sources	Prior Funding	FY 26 Carryforward	FY 26 Additional	FY 27	FY 28	FY 29	FY 30	FY 31	Future
ARP Funds	$0	$0	$0	$0	$0	$0	$0	$0	$0	$0
Community Invest. Tax I	0	0	0	0	0	0	0	0	0	0
Community Invest. Tax II	0	0	0	0	0	0	0	0	0	0
Community Invest. Tax III	0	0	0	0	0	0	0	0	0	0
Community Invest. Tax IV	0	0	0	0	0	0	0	0	0	0
Enterprise Fees	0	0	0	0	0	0	0	0	0	0
Financing	0	0	0	0	0	0	0	0	0	0
General Revenues-CW	0	0	0	0	0	0	0	0	0	0
General Revenues-R3M	1,000	0	0	1,000	0	0	0	0	0	0
General Revenues-UA	0	0	0	0	0	0	0	0	0	0
Grants & County Match	0	0	0	0	0	0	0	0	0	0
Library Fund	0	0	0	0	0	0	0	0	0	0
Other	0	0	0	0	0	0	0	0	0	0
Undetermined	0	0	0	0	0	0	0	0	0	0
Subtotal FY 26			$0	$1,000						
Total	**$1,000**	**$0**	**$1,000**		**$0**	**$0**	**$0**	**$0**	**$0**	**$0**

Uses of Funds (in $000s):	Total Estimated Cost	Prior Expenses	FY 26 Carryforward	FY 26 Additional	FY 27	FY 28	FY 29	FY 30	FY 31	Future
Capital [1]	$0	$0	$0	$0	$0	$0	$0	$0	$0	$0
Contributions [2]	0	0	0	0	0	0	0	0	0	0
Non-Capital [3]	1,000	0	0	1,000	0	0	0	0	0	0
Subtotal FY 26			$0	$1,000						
Total	**$1,000**	**$0**	**$1,000**		**$0**	**$0**	**$0**	**$0**	**$0**	**$0**

[1] Capital includes, but is not limited to, expenses related to capitalizable Development, Design, Land Acquisition, Equipment, Construction and Administration required to complete the project.
[2] Contributions includes, but is not limited to, funding through an agreement to other Government Agencies, Youth Organizations, Cultural Service Organizations and other Non-Profit Organizations.
[3] Non-Capital includes, but is not limited to, expenses related to Building Maintenance, Grounds & Landscaping Maintenance, Non-Capitalizable Equipment and other Professional Services.

PROJECT TITLE:
UNINCORPORATED PAINTING MULTIPLE BUILDINGS (R3M) (MP)
CIE REQUIREMENTS: N
LEVEL OF SERVICE IMPACT: N/A

PROJECT NUMBER: C77869000

PROGRAM: GOVERNMENT FACILITIES

PROJECT DESCRIPTION:
Project is for repainting interiors and exteriors of various County buildings as part of scheduled lifecycle replacement in accordance with the Repair, Renovation, Replacement and Maintenance (R3M) Program.

Neighborhood Community Area:
Countywide

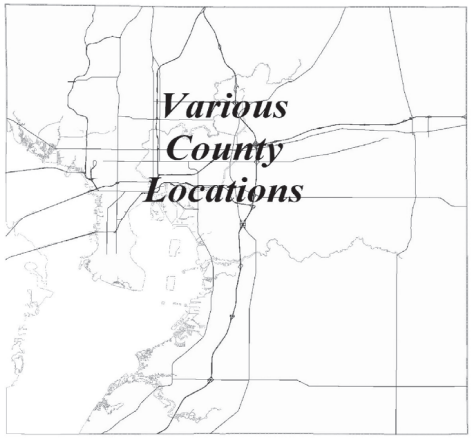

OPERATING COST IMPACT:
No significant change in operating cost is anticipated.

PROJECT COMPLETION DATE: Ongoing

Sources of Funds (in $000s):	Total Estimated Sources	Prior Funding	FY 26 Carryforward	FY 26 Additional	FY 27	FY 28	FY 29	FY 30	FY 31	Future
ARP Funds	$0	$0	$0	$0	$0	$0	$0	$0	$0	$0
Community Invest. Tax I	0	0	0	0	0	0	0	0	0	0
Community Invest. Tax II	0	0	0	0	0	0	0	0	0	0
Community Invest. Tax III	0	0	0	0	0	0	0	0	0	0
Community Invest. Tax IV	0	0	0	0	0	0	0	0	0	0
Enterprise Fees	0	0	0	0	0	0	0	0	0	0
Financing	0	0	0	0	0	0	0	0	0	0
General Revenues-CW	0	0	0	0	0	0	0	0	0	0
General Revenues-R3M	900	447	453	0	0	0	0	0	0	0
General Revenues-UA	0	0	0	0	0	0	0	0	0	0
Grants & County Match	0	0	0	0	0	0	0	0	0	0
Library Fund	0	0	0	0	0	0	0	0	0	0
Other	0	0	0	0	0	0	0	0	0	0
Undetermined	0	0	0	0	0	0	0	0	0	0
Subtotal FY 26			$453	$0						
Total	**$900**	**$447**	**$453**		**$0**	**$0**	**$0**	**$0**	**$0**	**$0**

Uses of Funds (in $000s):	Total Estimated Cost	Prior Expenses	FY 26 Carryforward	FY 26 Additional	FY 27	FY 28	FY 29	FY 30	FY 31	Future
Capital [1]	$0	$0	$0	$0	$0	$0	$0	$0	$0	$0
Contributions [2]	0	0	0	0	0	0	0	0	0	0
Non-Capital [3]	900	447	453	0	0	0	0	0	0	0
Subtotal FY 26			$453	$0						
Total	**$900**	**$447**	**$453**		**$0**	**$0**	**$0**	**$0**	**$0**	**$0**

[1] Capital includes, but is not limited to, expenses related to capitalizable Development, Design, Land Acquisition, Equipment, Construction and Administration required to complete the project.
[2] Contributions includes, but is not limited to, funding through an agreement to other Government Agencies, Youth Organizations, Cultural Service Organizations and other Non-Profit Organizations.
[3] Non-Capital includes, but is not limited to, expenses related to Building Maintenance, Grounds & Landscaping Maintenance, Non-Capitalizable Equipment and other Professional Services.

PROJECT TITLE:
UNINCORPORATED PARKING LOT AND PAVEMENT RENOVATIONS (R3M) (MP)
CIE REQUIREMENTS: N
LEVEL OF SERVICE IMPACT: N/A

PROJECT NUMBER: C77868000

PROGRAM: GOVERNMENT FACILITIES

PROJECT DESCRIPTION:
Project is for repaving and restriping parking lots and roadways at various County locations as part of scheduled lifecycle replacement in accordance with the Repair, Renovation, Replacement and Maintenance (R3M) Program.

Neighborhood Community Area:
Countywide

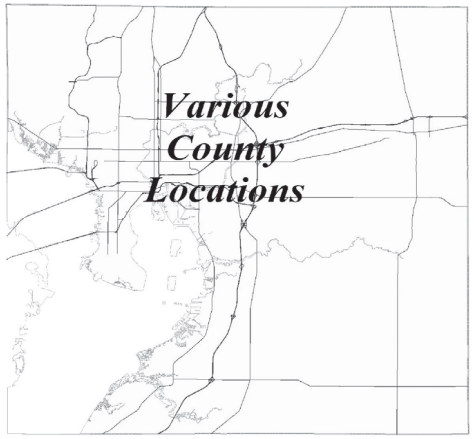

OPERATING COST IMPACT:
No significant change in operating cost is anticipated.

PROJECT COMPLETION DATE: Ongoing

Sources of Funds (in $000s):	Total Estimated Sources	Prior Funding	FY 26 Carryforward	FY 26 Additional	FY 27	FY 28	FY 29	FY 30	FY 31	Future
ARP Funds	$0	$0	$0	$0	$0	$0	$0	$0	$0	$0
Community Invest. Tax I	0	0	0	0	0	0	0	0	0	0
Community Invest. Tax II	0	0	0	0	0	0	0	0	0	0
Community Invest. Tax III	0	0	0	0	0	0	0	0	0	0
Community Invest. Tax IV	0	0	0	0	0	0	0	0	0	0
Enterprise Fees	0	0	0	0	0	0	0	0	0	0
Financing	0	0	0	0	0	0	0	0	0	0
General Revenues-CW	0	0	0	0	0	0	0	0	0	0
General Revenues-R3M	2,400	1,582	818	0	0	0	0	0	0	0
General Revenues-UA	0	0	0	0	0	0	0	0	0	0
Grants & County Match	0	0	0	0	0	0	0	0	0	0
Library Fund	0	0	0	0	0	0	0	0	0	0
Other	0	0	0	0	0	0	0	0	0	0
Undetermined	0	0	0	0	0	0	0	0	0	0
Subtotal FY 26			$818	$0						
Total	**$2,400**	**$1,582**	**$818**		**$0**	**$0**	**$0**	**$0**	**$0**	**$0**

Uses of Funds (in $000s):	Total Estimated Cost	Prior Expenses	FY 26 Carryforward	FY 26 Additional	FY 27	FY 28	FY 29	FY 30	FY 31	Future
Capital [1]	$0	$0	$0	$0	$0	$0	$0	$0	$0	$0
Contributions [2]	0	0	0	0	0	0	0	0	0	0
Non-Capital [3]	2,400	1,582	818	0	0	0	0	0	0	0
Subtotal FY 26			$818	$0						
Total	**$2,400**	**$1,582**	**$818**		**$0**	**$0**	**$0**	**$0**	**$0**	**$0**

[1] Capital includes, but is not limited to, expenses related to capitalizable Development, Design, Land Acquisition, Equipment, Construction and Administration required to complete the project.
[2] Contributions includes, but is not limited to, funding through an agreement to other Government Agencies, Youth Organizations, Cultural Service Organizations and other Non-Profit Organizations.
[3] Non-Capital includes, but is not limited to, expenses related to Building Maintenance, Grounds & Landscaping Maintenance, Non-Capitalizable Equipment and other Professional Services.

PROJECT TITLE:
UNINCORPORATED R3M PROGRAM (MP)
CIE REQUIREMENTS: N
LEVEL OF SERVICE IMPACT: N/A

PROJECT NUMBER: CM1300000

PROGRAM: GOVERNMENT FACILITIES

PROJECT DESCRIPTION:
The main purpose of the R3M Program is asset preservation. The program includes the Repair, Renovation, Replacement and Maintenance of existing systems at County owned buildings and facilities to maintain a consistent service level over the life of the asset and to maximize the useful life of the asset.

OPERATING COST IMPACT:
No significant change in operating cost is anticipated.

PROJECT COMPLETION DATE: Ongoing

Neighborhood Community Area:
Countywide

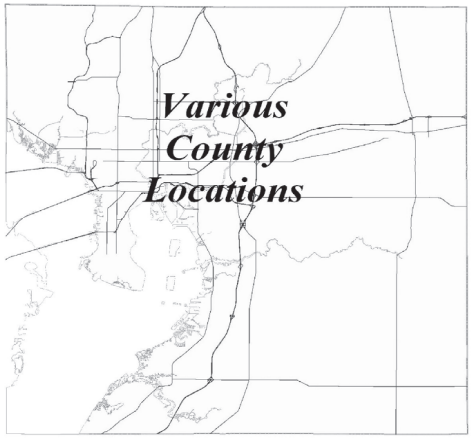

Sources of Funds (in $000s):	Total Estimated Sources	Prior Funding	FY 26 Carryforward	FY 26 Additional	FY 27	FY 28	FY 29	FY 30	FY 31	Future
ARP Funds	$0	$0	$0	$0	$0	$0	$0	$0	$0	$0
Community Invest. Tax I	0	0	0	0	0	0	0	0	0	0
Community Invest. Tax II	0	0	0	0	0	0	0	0	0	0
Community Invest. Tax III	0	0	0	0	0	0	0	0	0	0
Community Invest. Tax IV	0	0	0	0	0	0	0	0	0	0
Enterprise Fees	0	0	0	0	0	0	0	0	0	0
Financing	0	0	0	0	0	0	0	0	0	0
General Revenues-CW	0	0	0	0	0	0	0	0	0	0
General Revenues-R3M	31,773	17,518	3,004	1,729	9,523	0	0	0	0	0
General Revenues-UA	0	0	0	0	0	0	0	0	0	0
Grants & County Match	0	0	0	0	0	0	0	0	0	0
Library Fund	0	0	0	0	0	0	0	0	0	0
Other	0	0	0	0	0	0	0	0	0	0
Undetermined	0	0	0	0	0	0	0	0	0	0
Subtotal FY 26			$3,004	$1,729						
Total	**$31,773**	**$17,518**	**$4,732**		**$9,523**	**$0**	**$0**	**$0**	**$0**	**$0**

Uses of Funds (in $000s):	Total Estimated Cost	Prior Expenses	FY 26 Carryforward	FY 26 Additional	FY 27	FY 28	FY 29	FY 30	FY 31	Future
Capital [1]	$94	$94	$0	$0	$0	$0	$0	$0	$0	$0
Contributions [2]	0	0	0	0	0	0	0	0	0	0
Non-Capital [3]	31,680	17,424	3,004	1,729	9,523	0	0	0	0	0
Subtotal FY 26			$3,004	$1,729						
Total	**$31,773**	**$17,518**	**$4,732**		**$9,523**	**$0**	**$0**	**$0**	**$0**	**$0**

[1] Capital includes, but is not limited to, expenses related to capitalizable Development, Design, Land Acquisition, Equipment, Construction and Administration required to complete the project.
[2] Contributions includes, but is not limited to, funding through an agreement to other Government Agencies, Youth Organizations, Cultural Service Organizations and other Non-Profit Organizations.
[3] Non-Capital includes, but is not limited to, expenses related to Building Maintenance, Grounds & Landscaping Maintenance, Non-Capitalizable Equipment and other Professional Services.

PROJECT TITLE:
WEST TAMPA COMMUNITY RESOURCE CENTER
CIE REQUIREMENTS: N
LEVEL OF SERVICE IMPACT: N/A

PROJECT NUMBER: C77806000

PROGRAM: GOVERNMENT FACILITIES

PROJECT DESCRIPTION:
The project is for the purpose of replacing/redeveloping the West Tampa Neighborhood Resource Center located at 2103 N. Rome Avenue, Tampa, which includes the McCloud Head Start Center. The services and building program will be evaluated in conjunction with the Board's designation of the property as the location for the Hillsborough County African American Arts & Cultural Center.

OPERATING COST IMPACT:
Operating costs to be determined in the future.

PROJECT COMPLETION DATE: TBD

Neighborhood Community Area:
City of Tampa

Sources of Funds (in $000s):	Total Estimated Sources	Prior Funding	FY 26 Carryforward	FY 26 Additional	FY 27	FY 28	FY 29	FY 30	FY 31	Future
ARP Funds	$0	$0	$0	$0	$0	$0	$0	$0	$0	$0
Community Invest. Tax I	0	0	0	0	0	0	0	0	0	0
Community Invest. Tax II	0	0	0	0	0	0	0	0	0	0
Community Invest. Tax III	0	0	0	0	0	0	0	0	0	0
Community Invest. Tax IV	0	0	0	0	0	0	0	0	0	0
Enterprise Fees	0	0	0	0	0	0	0	0	0	0
Financing	0	0	0	0	0	0	0	0	0	0
General Revenues-CW	2,000	0	2,000	0	0	0	0	0	0	0
General Revenues-R3M	0	0	0	0	0	0	0	0	0	0
General Revenues-UA	0	0	0	0	0	0	0	0	0	0
Grants & County Match	0	0	0	0	0	0	0	0	0	0
Library Fund	0	0	0	0	0	0	0	0	0	0
Other	0	0	0	0	0	0	0	0	0	0
Undetermined	0	0	0	0	0	0	0	0	0	0
Subtotal FY 26			$2,000	$0						
Total	**$2,000**	**$0**	**$2,000**		**$0**	**$0**	**$0**	**$0**	**$0**	**$0**

Uses of Funds (in $000s):	Total Estimated Cost	Prior Expenses	FY 26 Carryforward	FY 26 Additional	FY 27	FY 28	FY 29	FY 30	FY 31	Future
Capital [1]	$2,000	$0	$2,000	$0	$0	$0	$0	$0	$0	$0
Contributions [2]	0	0	0	0	0	0	0	0	0	0
Non-Capital [3]	0	0	0	0	0	0	0	0	0	0
Subtotal FY 26			$2,000	$0						
Total	**$2,000**	**$0**	**$2,000**		**$0**	**$0**	**$0**	**$0**	**$0**	**$0**

[1] Capital includes, but is not limited to, expenses related to capitalizable Development, Design, Land Acquisition, Equipment, Construction and Administration required to complete the project.
[2] Contributions includes, but is not limited to, funding through an agreement to other Government Agencies, Youth Organizations, Cultural Service Organizations and other Non-Profit Organizations.
[3] Non-Capital includes, but is not limited to, expenses related to Building Maintenance, Grounds & Landscaping Maintenance, Non-Capitalizable Equipment and other Professional Services.

PROJECT TITLE:
WIMAUMA COMMUNITY CENTER - ENTERPRISING LATINAS
CIE REQUIREMENTS: N
LEVEL OF SERVICE IMPACT: N/A

PROJECT NUMBER: C77928000

PROGRAM: GOVERNMENT FACILITIES

PROJECT DESCRIPTION:
Pre-development activities related to the Wimauma Opportunity Center Expansion Project which when completed will address the critical needs of Wimauma residents.

Neighborhood Community Area:
Wimauma

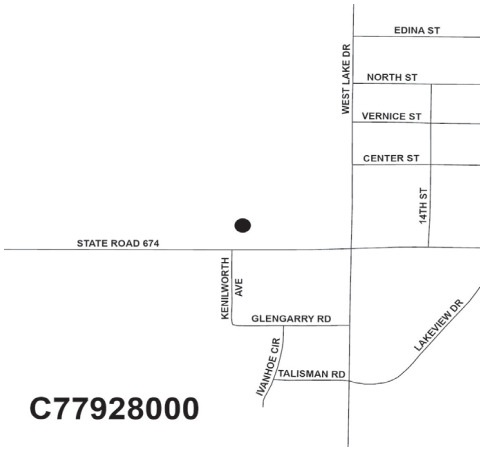

OPERATING COST IMPACT:
There will be no operating cost impact to the County.

PROJECT COMPLETION DATE: Contribution

Sources of Funds (in $000s):	Total Estimated Sources	Prior Funding	FY 26 Carryforward	FY 26 Additional	FY 27	FY 28	FY 29	FY 30	FY 31	Future
ARP Funds	$0	$0	$0	$0	$0	$0	$0	$0	$0	$0
Community Invest. Tax I	0	0	0	0	0	0	0	0	0	0
Community Invest. Tax II	0	0	0	0	0	0	0	0	0	0
Community Invest. Tax III	0	0	0	0	0	0	0	0	0	0
Community Invest. Tax IV	0	0	0	0	0	0	0	0	0	0
Enterprise Fees	0	0	0	0	0	0	0	0	0	0
Financing	0	0	0	0	0	0	0	0	0	0
General Revenues-CW	150	0	150	0	0	0	0	0	0	0
General Revenues-R3M	0	0	0	0	0	0	0	0	0	0
General Revenues-UA	0	0	0	0	0	0	0	0	0	0
Grants & County Match	0	0	0	0	0	0	0	0	0	0
Library Fund	0	0	0	0	0	0	0	0	0	0
Other	0	0	0	0	0	0	0	0	0	0
Undetermined	0	0	0	0	0	0	0	0	0	0
Subtotal FY 26			$150	$0						
Total	**$150**	**$0**	**$150**		**$0**	**$0**	**$0**	**$0**	**$0**	**$0**

Uses of Funds (in $000s):	Total Estimated Cost	Prior Expenses	FY 26 Carryforward	FY 26 Additional	FY 27	FY 28	FY 29	FY 30	FY 31	Future
Capital [1]	$0	$0	$0	$0	$0	$0	$0	$0	$0	$0
Contributions [2]	150	0	150	0	0	0	0	0	0	0
Non-Capital [3]	0	0	0	0	0	0	0	0	0	0
Subtotal FY 26			$150	$0						
Total	**$150**	**$0**	**$150**		**$0**	**$0**	**$0**	**$0**	**$0**	**$0**

[1] Capital includes, but is not limited to, expenses related to capitalizable Development, Design, Land Acquisition, Equipment, Construction and Administration required to complete the project.
[2] Contributions includes, but is not limited to, funding through an agreement to other Government Agencies, Youth Organizations, Cultural Service Organizations and other Non-Profit Organizations.
[3] Non-Capital includes, but is not limited to, expenses related to Building Maintenance, Grounds & Landscaping Maintenance, Non-Capitalizable Equipment and other Professional Services.

PROJECT TITLE:
ZACK STREET PARKING GARAGE FIRE PUMP REPLACEMENT (R3M)
CIE REQUIREMENTS: N
LEVEL OF SERVICE IMPACT: N/A

PROJECT NUMBER: C77909000

PROGRAM: GOVERNMENT FACILITIES

PROJECT DESCRIPTION:
Project is for the replacement of the emergency fire pump that has reached its life expectancy.

Neighborhood Community Area:
City of Tampa

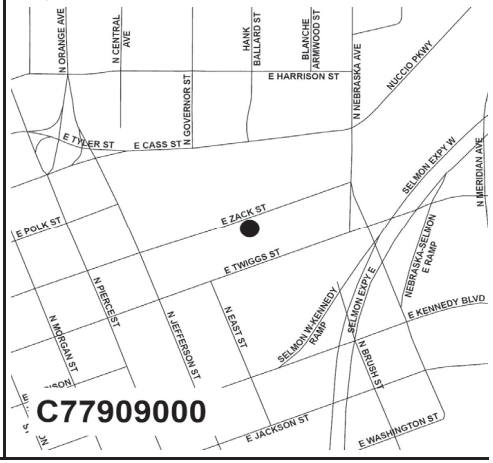

OPERATING COST IMPACT:
No significant change in operating cost is anticipated.

PROJECT COMPLETION DATE: Dec 2025

Sources of Funds (in $000s):	Total Estimated Sources	Prior Funding	FY 26 Carryforward	FY 26 Additional	FY 27	FY 28	FY 29	FY 30	FY 31	Future
ARP Funds	$0	$0	$0	$0	$0	$0	$0	$0	$0	$0
Community Invest. Tax I	0	0	0	0	0	0	0	0	0	0
Community Invest. Tax II	0	0	0	0	0	0	0	0	0	0
Community Invest. Tax III	0	0	0	0	0	0	0	0	0	0
Community Invest. Tax IV	0	0	0	0	0	0	0	0	0	0
Enterprise Fees	0	0	0	0	0	0	0	0	0	0
Financing	0	0	0	0	0	0	0	0	0	0
General Revenues-CW	0	0	0	0	0	0	0	0	0	0
General Revenues-R3M	200	35	165	0	0	0	0	0	0	0
General Revenues-UA	0	0	0	0	0	0	0	0	0	0
Grants & County Match	0	0	0	0	0	0	0	0	0	0
Library Fund	0	0	0	0	0	0	0	0	0	0
Other	0	0	0	0	0	0	0	0	0	0
Undetermined	0	0	0	0	0	0	0	0	0	0
Subtotal FY 26			$165	$0						
Total	**$200**	**$35**	**$165**		**$0**	**$0**	**$0**	**$0**	**$0**	**$0**

Uses of Funds (in $000s):	Total Estimated Cost	Prior Expenses	FY 26 Carryforward	FY 26 Additional	FY 27	FY 28	FY 29	FY 30	FY 31	Future
Capital [1]	$0	$0	$0	$0	$0	$0	$0	$0	$0	$0
Contributions [2]	0	0	0	0	0	0	0	0	0	0
Non-Capital [3]	200	35	165	0	0	0	0	0	0	0
Subtotal FY 26			$165	$0						
Total	**$200**	**$35**	**$165**		**$0**	**$0**	**$0**	**$0**	**$0**	**$0**

[1] Capital includes, but is not limited to, expenses related to capitalizable Development, Design, Land Acquisition, Equipment, Construction and Administration required to complete the project.
[2] Contributions includes, but is not limited to, funding through an agreement to other Government Agencies, Youth Organizations, Cultural Service Organizations and other Non-Profit Organizations.
[3] Non-Capital includes, but is not limited to, expenses related to Building Maintenance, Grounds & Landscaping Maintenance, Non-Capitalizable Equipment and other Professional Services.

Hillsborough County Florida

For more information, contact the Management & Budget Department
(813) 272-5890 • HCFL.gov/Budget

Library Services Program

Hillsborough County Florida

For more information, contact the Management & Budget Department
(813) 272-5890 • HCFL.gov/Budget

LIBRARY SERVICES PROGRAM
SOURCES AND USES OF FUNDS SUMMARY
(in thousands)

Sources of Funds:	TOTAL ESTIMATED SOURCES	PRIOR FUNDING	FY 26 Carryforward	FY 26 Additional	FY 27	FY 28	FY 29	FY 30	FY 31	FUTURE
Library Fund	$96,798	$16,025	$54,551	$23,270	$2,952	$0	$0	$0	$0	$0
Other	700	450	50	200	0	0	0	0	0	0
Subtotal FY 26			$54,601	$23,470						
Total	**$97,498**	**$16,475**	**$78,071**		**$2,952**	**$0**	**$0**	**$0**	**$0**	**$0**

TOTAL FY 26 - FY 31 = $81,022

Uses of Funds:	TOTAL ESTIMATED COST	PRIOR EXPENSES	FY 26 Carryforward	FY 26 Additional	FY 27	FY 28	FY 29	FY 30	FY 31	FUTURE
Capital [1]	$73,577	$8,009	$47,649	$15,918	$2,000	$0	$0	$0	$0	$0
Contributions [2]	0	0	0	0	0	0	0	0	0	0
Non-Capital [3]	23,921	8,466	6,952	7,551	952	0	0	0	0	0
Subtotal FY 26			$54,601	$23,470						
Total	**$97,498**	**$16,475**	**$78,071**		**$2,952**	**$0**	**$0**	**$0**	**$0**	**$0**

TOTAL FY 26 - FY 31 = $81,022

[1] Capital includes, but is not limited to, expenses related to capitalizable Development, Design, Land Acquisition, Equipment, Construction and Administration required to complete the project.

[2] Contributions includes, but is not limited to, funding through an agreement to other Government Agencies, Youth Organizations, Cultural Service Organizations and other Non-Profit Organizations.

[3] Non-Capital includes, but is not limited to, expenses related to Building Maintenance, Grounds & Landscaping Maintenance, Non-Capitalizable Equipment and other Professional Services.

LIBRARY SERVICES PROGRAM
COMPLETED AND CANCELED PROJECTS - FY 25

PROJECT NUMBER	PROJECT TITLE	ACTUAL/PROJECTED COMPLETION DATE (1)
COMPLETED PROJECTS		
C76052000	John Germany Chiller Replacement	Sep 2025
C76048000	North Tampa Library Chiller Replacement (R3M)	Jun 2025
C76050000	Wimauma Library Temporary Location	Aug 2025

(1) - Includes projects anticipated to be completed by 9/30/25

LIBRARY SERVICES PROGRAM
PROJECTS SUMMARY SCHEDULE
(in thousands)

PROJECT NUMBER	PROJECT TITLE	TOTAL ESTIMATED COST	PRIOR EXPENSES	FY 26 Carryforward	FY 26 Additional	FY 27	FY 28	FY 29	FY 30	FY 31	FUTURE	PROJECT COMPLETION DATE
C76033000	Brandon Library Replacement	$22,400	$958	$21,442	$0	$0	$0	$0	$0	$0	$0	Jan 2028
C76030000	Burgert Brothers Photo Archive Preservation	3,000	1,370	1,630	0	0	0	0	0	0	0	Dec 2026
C76047000	Fishhawk Library	16,000	111	2,639	13,250	0	0	0	0	0	0	June 2028
C76040000	John Germany (Main Library) Various Improvements (MP)	2,100	829	971	300	0	0	0	0	0	0	Ongoing
C76041000	Land Acquisition For Future Library Projects (MP)	1,409	0	1,040	368	0	0	0	0	0	0	Ongoing
C76029000	Landscape Renovation at Various Libraries (MP)	1,950	1,530	120	300	0	0	0	0	0	0	Ongoing
C76043000	Libraries Safety and Security Upgrades (MP)	2,150	1,381	269	500	0	0	0	0	0	0	Ongoing
CM1400000	Library R3M Program (MP)	7,289	4,303	1,133	901	952	0	0	0	0	0	Ongoing
C76053000*	New Tampa Regional Library Expansion	1,000	0	0	1,000	0	0	0	0	0	0	TBD
C76046000	Restroom Renovations at Various Libraries (MP)	4,750	676	2,074	2,000	0	0	0	0	0	0	Ongoing
C76054000*	Roof Replacement Various Libraries (MP)	800	0	0	800	0	0	0	0	0	0	Ongoing
C76051000	Sentinel Bulletin Archiving	1,000	10	990	0	0	0	0	0	0	0	TBD
C76056000*	Shelving and Flooring Various Libraries (MP)	2,500	0	0	2,500	0	0	0	0	0	0	Ongoing
C76037000	Southshore Library Renovation	2,900	128	2,522	250	0	0	0	0	0	0	Jul 2027
C76045000	Thonotosassa Library Replacement	21,300	2,632	18,668	0	0	0	0	0	0	0	Feb 2028
C76044000	West Tampa Library Renovation	2,150	1,473	377	300	0	0	0	0	0	0	Post Construction
C76050000	Wimauma Library Temporary Location	1,800	1,074	726	0	0	0	0	0	0	0	Post Construction
C76055000*	Wimauma New Library/Community Center	3,000	0	0	1,000	2,000	0	0	0	0	0	TBD
	Subtotal FY 26			$54,601	$23,470							
	Total Library Services Program	$97,498	$16,475	$78,071		$2,952	$0	$0	$0	$0	$0	

TOTAL FY 26 - FY 31 = $81,022

* New Project TBD - To be Determined

(MP) - Master Project - A listing of sub-projects under this master project will appear in the Appendix section of the CIP document.

Note: Some projects have "Post Construction" in the Project Completion Date column. These projects have finished their primary construction phases and may have been placed in use; nevertheless, these projects still have unspent balances that are earmarked for post-construction project costs.

PROJECT TITLE:
BRANDON LIBRARY REPLACEMENT
CIE REQUIREMENTS: N
LEVEL OF SERVICE IMPACT: N/A

PROJECT NUMBER: C76033000

PROGRAM: LIBRARIES

PROJECT DESCRIPTION:
Design and construction of a new 25,000 square foot, expandable to 35,000 square foot, Brandon Library on a site acquired in Phase 1 which was funded separately. The site is located on the North side of West Lumsden Road, approximately 600 feet West of Parsons Avenue between Parsons Ave. and Woodview Dr. within the Brandon Community. This project includes furniture, fixtures, and equipment (FF&E).

OPERATING COST IMPACT:
Annual operating cost impact is estimated at $2.1 million.

PROJECT COMPLETION DATE: Jan 2028

Neighborhood Community Area:
Brandon

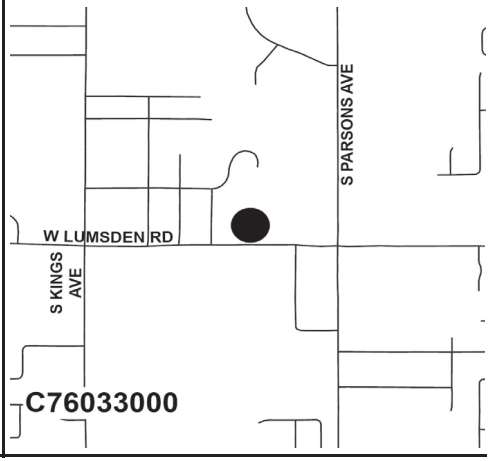

Sources of Funds (in $000s):	Total Estimated Sources	Prior Funding	FY 26 Carryforward	FY 26 Additional	FY 27	FY 28	FY 29	FY 30	FY 31	Future
Library Fund	$22,400	$958	$21,442	$0	$0	$0	$0	$0	$0	$0
Other	0	0	0	0	0	0	0	0	0	0
Undetermined	0	0	0	0	0	0	0	0	0	0
Subtotal FY 26			$21,442	$0						
Total	**$22,400**	**$958**	**$21,442**		**$0**	**$0**	**$0**	**$0**	**$0**	**$0**

Uses of Funds (in $000s):	Total Estimated Cost	Prior Expenses	FY 26 Carryforward	FY 26 Additional	FY 27	FY 28	FY 29	FY 30	FY 31	Future
Capital [1]	$22,400	$958	$21,442	$0	$0	$0	$0	$0	$0	$0
Contributions [2]	0	0	0	0	0	0	0	0	0	0
Non-Capital [3]	0	0	0	0	0	0	0	0	0	0
Subtotal FY 26			$21,442	$0						
Total	**$22,400**	**$958**	**$21,442**		**$0**	**$0**	**$0**	**$0**	**$0**	**$0**

[1] Capital includes, but is not limited to, expenses related to capitalizable Development, Design, Land Acquisition, Equipment, Construction and Administration required to complete the project.
[2] Contributions includes, but is not limited to, funding through an agreement to other Government Agencies, Youth Organizations, Cultural Service Organizations and other Non-Profit Organizations.
[3] Non-Capital includes, but is not limited to, expenses related to Building Maintenance, Grounds & Landscaping Maintenance, Non-Capitalizable Equipment and other Professional Services.

PROJECT TITLE:
BURGERT BROTHERS PHOTO ARCHIVE PRESERVATION
CIE REQUIREMENTS: N
LEVEL OF SERVICE IMPACT: N/A

PROJECT NUMBER: C76030000

PROGRAM: LIBRARIES

PROJECT DESCRIPTION:
Preserve, digitize, and display the prints and negatives of the Burgert Brothers Photograph Collections of the Library and associated improvements. The Burgert Brothers collection is a photographic archive of nearly 15,000 images that chronicle the history of the Tampa Bay area from the 1800's through the 1960s. This one of a kind collection is extremely unusual and important, and was recently appraised at over $5 million. Preservation efforts have been ongoing and the advent of digital technology has provided an opportunity to ensure the future safety of the collection and expand access to it without compromising the physical items. This project will ensure the preservation of this very valuable and significant resource and provide a display in John Germany Library of the restored collection.

OPERATING COST IMPACT:
No significant change in operating cost is anticipated.

PROJECT COMPLETION DATE: Dec 2026

Neighborhood Community Area:
Countywide

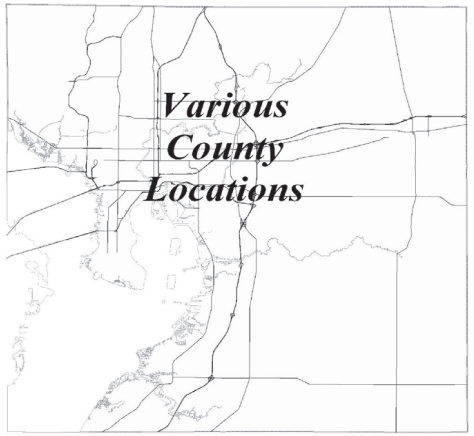

Sources of Funds (in $000s):	Total Estimated Sources	Prior Funding	FY 26 Carryforward	FY 26 Additional	FY 27	FY 28	FY 29	FY 30	FY 31	Future
Library Fund	$3,000	$1,370	$1,630	$0	$0	$0	$0	$0	$0	$0
Other	0	0	0	0	0	0	0	0	0	0
Undetermined	0	0	0	0	0	0	0	0	0	0
Subtotal FY 26			$1,630	$0						
Total	**$3,000**	**$1,370**	**$1,630**		**$0**	**$0**	**$0**	**$0**	**$0**	**$0**

Uses of Funds (in $000s):	Total Estimated Cost	Prior Expenses	FY 26 Carryforward	FY 26 Additional	FY 27	FY 28	FY 29	FY 30	FY 31	Future
Capital [1]	$3,000	$1,370	$1,630	$0	$0	$0	$0	$0	$0	$0
Contributions [2]	0	0	0	0	0	0	0	0	0	0
Non-Capital [3]	0	0	0	0	0	0	0	0	0	0
Subtotal FY 26			$1,630	$0						
Total	**$3,000**	**$1,370**	**$1,630**		**$0**	**$0**	**$0**	**$0**	**$0**	**$0**

[1] Capital includes, but is not limited to, expenses related to capitalizable Development, Design, Land Acquisition, Equipment, Construction and Administration required to complete the project.
[2] Contributions includes, but is not limited to, funding through an agreement to other Government Agencies, Youth Organizations, Cultural Service Organizations and other Non-Profit Organizations.
[3] Non-Capital includes, but is not limited to, expenses related to Building Maintenance, Grounds & Landscaping Maintenance, Non-Capitalizable Equipment and other Professional Services.

PROJECT TITLE:
FISHHAWK LIBRARY
CIE REQUIREMENTS: N
LEVEL OF SERVICE IMPACT: N/A

PROJECT NUMBER: C76047000

PROGRAM: LIBRARIES

PROJECT DESCRIPTION:
Design and construction of a new 15,000 - 18,000 sf library, expandable to an approximate 25,000 sf, located in the FishHawk area in South-East Hillsborough County. The site for the library is on the South-West corner of the FishHawk Sports Complex as designated previously by the Board of County Commissioners. This project includes furniture, fixtures, and equipment (FF&E).

OPERATING COST IMPACT:
Annual operating cost impact is estimated at $1.5 million.

PROJECT COMPLETION DATE: June 2028

Neighborhood Community Area:
Boyette

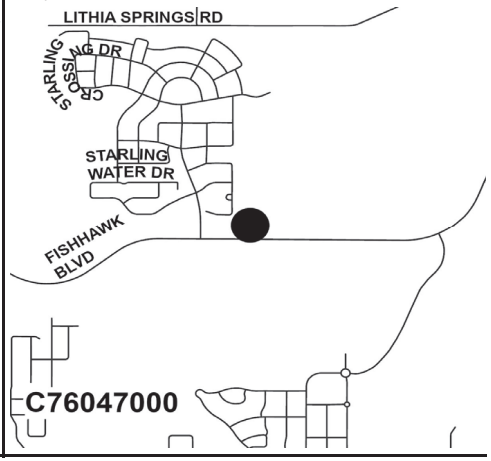

Sources of Funds (in $000s):	Total Estimated Sources	Prior Funding	FY 26 Carryforward	FY 26 Additional	FY 27	FY 28	FY 29	FY 30	FY 31	Future
Library Fund	$16,000	$111	$2,639	$13,250	$0	$0	$0	$0	$0	$0
Other	0	0	0	0	0	0	0	0	0	0
Undetermined	0	0	0	0	0	0	0	0	0	0
Subtotal FY 26			$2,639	$13,250						
Total	**$16,000**	**$111**	**$15,889**		**$0**	**$0**	**$0**	**$0**	**$0**	**$0**

Uses of Funds (in $000s):	Total Estimated Cost	Prior Expenses	FY 26 Carryforward	FY 26 Additional	FY 27	FY 28	FY 29	FY 30	FY 31	Future
Capital [1]	$16,000	$111	$2,639	$13,250	$0	$0	$0	$0	$0	$0
Contributions [2]	0	0	0	0	0	0	0	0	0	0
Non-Capital [3]	0	0	0	0	0	0	0	0	0	0
Subtotal FY 26			$2,639	$13,250						
Total	**$16,000**	**$111**	**$15,889**		**$0**	**$0**	**$0**	**$0**	**$0**	**$0**

[1] Capital includes, but is not limited to, expenses related to capitalizable Development, Design, Land Acquisition, Equipment, Construction and Administration required to complete the project.
[2] Contributions includes, but is not limited to, funding through an agreement to other Government Agencies, Youth Organizations, Cultural Service Organizations and other Non-Profit Organizations.
[3] Non-Capital includes, but is not limited to, expenses related to Building Maintenance, Grounds & Landscaping Maintenance, Non-Capitalizable Equipment and other Professional Services.

PROJECT TITLE:
JOHN GERMANY (MAIN LIBRARY) VARIOUS IMPROVEMENTS (MP)
CIE REQUIREMENTS: N
LEVEL OF SERVICE IMPACT: N/A

PROJECT NUMBER: C76040000

PROGRAM: LIBRARIES

PROJECT DESCRIPTION:
Perform various interior and exterior renovations to the building and site to meet programmatic needs and associated improvements. This project includes furniture, fixtures, and equipment (FF&E).

OPERATING COST IMPACT:
No significant change in operating cost is anticipated.

PROJECT COMPLETION DATE: Ongoing

Neighborhood Community Area:
City of Tampa

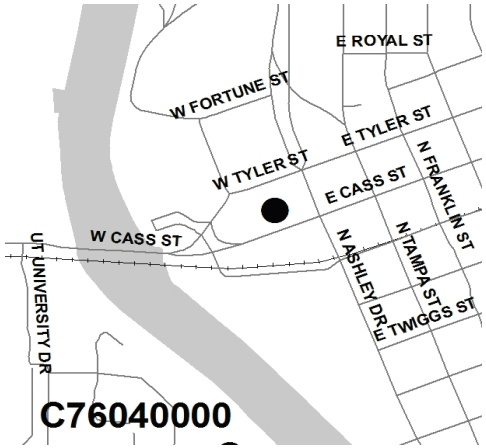

Sources of Funds (in $000s):	Total Estimated Sources	Prior Funding	FY 26 Carryforward	FY 26 Additional	FY 27	FY 28	FY 29	FY 30	FY 31	Future
Library Fund	$2,100	$829	$971	$300	$0	$0	$0	$0	$0	$0
Other	0	0	0	0	0	0	0	0	0	0
Undetermined	0	0	0	0	0	0	0	0	0	0
Subtotal FY 26			$971	$300						
Total	**$2,100**	**$829**	**$1,271**		**$0**	**$0**	**$0**	**$0**	**$0**	**$0**

Uses of Funds (in $000s):	Total Estimated Cost	Prior Expenses	FY 26 Carryforward	FY 26 Additional	FY 27	FY 28	FY 29	FY 30	FY 31	Future
Capital [1]	$1,877	$606	$971	$300	$0	$0	$0	$0	$0	$0
Contributions [2]	0	0	0	0	0	0	0	0	0	0
Non-Capital [3]	223	223	0	0	0	0	0	0	0	0
Subtotal FY 26			$971	$300						
Total	**$2,100**	**$829**	**$1,271**		**$0**	**$0**	**$0**	**$0**	**$0**	**$0**

[1] Capital includes, but is not limited to, expenses related to capitalizable Development, Design, Land Acquisition, Equipment, Construction and Administration required to complete the project.
[2] Contributions includes, but is not limited to, funding through an agreement to other Government Agencies, Youth Organizations, Cultural Service Organizations and other Non-Profit Organizations.
[3] Non-Capital includes, but is not limited to, expenses related to Building Maintenance, Grounds & Landscaping Maintenance, Non-Capitalizable Equipment and other Professional Services.

PROJECT TITLE: **PROJECT NUMBER: C76041000**

LAND ACQUISITION FOR FUTURE LIBRARY PROJECTS (MP)

CIE REQUIREMENTS: N

LEVEL OF SERVICE IMPACT: N/A **PROGRAM: LIBRARIES**

PROJECT DESCRIPTION:

Land acquisition for future libraries and library expansions identified and prioritized in the Library Master Plan and any other costs associated with the acquisition of land, such as site investigation, conceptual drawings, surveys, etc.

Neighborhood Community Area:

Countywide

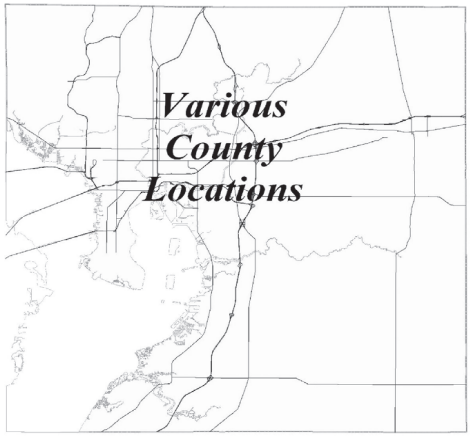

OPERATING COST IMPACT:

No significant change in operating cost is anticipated.

PROJECT COMPLETION DATE: Ongoing

Sources of Funds (in $000s):	Total Estimated Sources	Prior Funding	FY 26 Carryforward	FY 26 Additional	FY 27	FY 28	FY 29	FY 30	FY 31	Future
Library Fund	$1,409	$0	$1,040	$368	$0	$0	$0	$0	$0	$0
Other	0	0	0	0	0	0	0	0	0	0
Undetermined	0	0	0	0	0	0	0	0	0	0
Subtotal FY 26			$1,040	$368						
Total	**$1,409**	**$0**	**$1,409**		**$0**	**$0**	**$0**	**$0**	**$0**	**$0**

Uses of Funds (in $000s):	Total Estimated Cost	Prior Expenses	FY 26 Carryforward	FY 26 Additional	FY 27	FY 28	FY 29	FY 30	FY 31	Future
Capital [1]	$1,409	$0	$1,040	$368	$0	$0	$0	$0	$0	$0
Contributions [2]	0	0	0	0	0	0	0	0	0	0
Non-Capital [3]	0	0	0	0	0	0	0	0	0	0
Subtotal FY 26			$1,040	$368						
Total	**$1,409**	**$0**	**$1,409**		**$0**	**$0**	**$0**	**$0**	**$0**	**$0**

[1] Capital includes, but is not limited to, expenses related to capitalizable Development, Design, Land Acquisition, Equipment, Construction and Administration required to complete the project.

[2] Contributions includes, but is not limited to, funding through an agreement to other Government Agencies, Youth Organizations, Cultural Service Organizations and other Non-Profit Organizations.

[3] Non-Capital includes, but is not limited to, expenses related to Building Maintenance, Grounds & Landscaping Maintenance, Non-Capitalizable Equipment and other Professional Services.

PROJECT TITLE: **PROJECT NUMBER: C76029000**

LANDSCAPE RENOVATION AT VARIOUS LIBRARIES (MP)

CIE REQUIREMENTS: N

LEVEL OF SERVICE IMPACT: N/A **PROGRAM: LIBRARIES**

PROJECT DESCRIPTION:

Renovate landscaping at various libraries by assessing the current state of landscaping at each library, repairing and/or enhancing hardscape, irrigation systems, and plant material. Provide associated site improvements as necessary.

Neighborhood Community Area:

Countywide

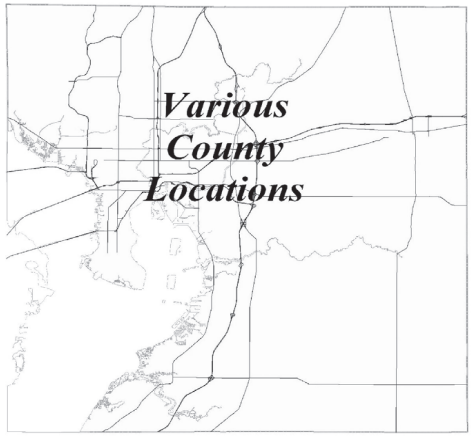

OPERATING COST IMPACT:

No significant change in operating cost is anticipated.

PROJECT COMPLETION DATE: Ongoing

Sources of Funds (in $000s):	Total Estimated Sources	Prior Funding	FY 26 Carryforward	FY 26 Additional	FY 27	FY 28	FY 29	FY 30	FY 31	Future
Library Fund	$1,250	$1,080	$70	$100	$0	$0	$0	$0	$0	$0
Other	700	450	50	200	0	0	0	0	0	0
Undetermined	0	0	0	0	0	0	0	0	0	0
Subtotal FY 26			$120	$300						
Total	**$1,950**	**$1,530**	**$420**		**$0**	**$0**	**$0**	**$0**	**$0**	**$0**

Uses of Funds (in $000s):	Total Estimated Cost	Prior Expenses	FY 26 Carryforward	FY 26 Additional	FY 27	FY 28	FY 29	FY 30	FY 31	Future
Capital [1]	$0	$0	$0	$0	$0	$0	$0	$0	$0	$0
Contributions [2]	0	0	0	0	0	0	0	0	0	0
Non-Capital [3]	1,950	1,530	120	300	0	0	0	0	0	0
Subtotal FY 26			$120	$300						
Total	**$1,950**	**$1,530**	**$420**		**$0**	**$0**	**$0**	**$0**	**$0**	**$0**

[1] Capital includes, but is not limited to, expenses related to capitalizable Development, Design, Land Acquisition, Equipment, Construction and Administration required to complete the project.

[2] Contributions includes, but is not limited to, funding through an agreement to other Government Agencies, Youth Organizations, Cultural Service Organizations and other Non-Profit Organizations.

[3] Non-Capital includes, but is not limited to, expenses related to Building Maintenance, Grounds & Landscaping Maintenance, Non-Capitalizable Equipment and other Professional Services.

PROJECT TITLE:
LIBRARIES SAFETY AND SECURITY UPGRADES (MP)
CIE REQUIREMENTS: N
LEVEL OF SERVICE IMPACT: N/A

PROJECT NUMBER: C76043000

PROGRAM: LIBRARIES

PROJECT DESCRIPTION:
Install access control systems, replace proprietary alarm systems, install/upgrade surveillance systems, and other improvements at various libraries to enhance safety and security for library staff and customers.

Neighborhood Community Area:
Countywide

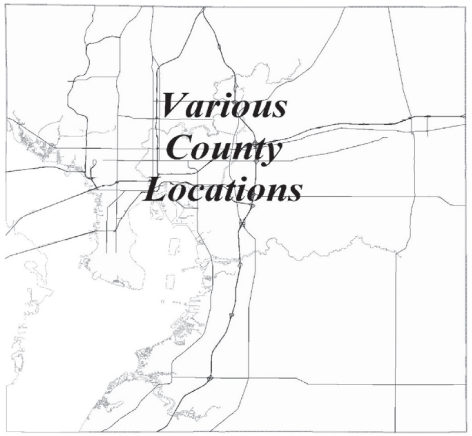

OPERATING COST IMPACT:
No significant change in operating cost is anticipated.

PROJECT COMPLETION DATE: Ongoing

Sources of Funds (in $000s):	Total Estimated Sources	Prior Funding	FY 26 Carryforward	FY 26 Additional	FY 27	FY 28	FY 29	FY 30	FY 31	Future
Library Fund	$2,150	$1,381	$269	$500	$0	$0	$0	$0	$0	$0
Other	0	0	0	0	0	0	0	0	0	0
Undetermined	0	0	0	0	0	0	0	0	0	0
Subtotal FY 26			$269	$500						
Total	**$2,150**	**$1,381**	**$769**		**$0**	**$0**	**$0**	**$0**	**$0**	**$0**

Uses of Funds (in $000s):	Total Estimated Cost	Prior Expenses	FY 26 Carryforward	FY 26 Additional	FY 27	FY 28	FY 29	FY 30	FY 31	Future
Capital [1]	$1,416	$1,147	$269	$0	$0	$0	$0	$0	$0	$0
Contributions [2]	0	0	0	0	0	0	0	0	0	0
Non-Capital [3]	734	234	0	500	0	0	0	0	0	0
Subtotal FY 26			$269	$500						
Total	**$2,150**	**$1,381**	**$769**		**$0**	**$0**	**$0**	**$0**	**$0**	**$0**

[1] Capital includes, but is not limited to, expenses related to capitalizable Development, Design, Land Acquisition, Equipment, Construction and Administration required to complete the project.
[2] Contributions includes, but is not limited to, funding through an agreement to other Government Agencies, Youth Organizations, Cultural Service Organizations and other Non-Profit Organizations.
[3] Non-Capital includes, but is not limited to, expenses related to Building Maintenance, Grounds & Landscaping Maintenance, Non-Capitalizable Equipment and other Professional Services.

PROJECT TITLE:
LIBRARY R3M PROGRAM (MP)
CIE REQUIREMENTS: N
LEVEL OF SERVICE IMPACT: N/A

PROJECT NUMBER: CM1400000

PROGRAM: LIBRARIES

PROJECT DESCRIPTION:
The main purpose of the R3M Program is asset preservation. The program includes the Repair, Renovation, Replacement and Maintenance of existing systems at County owned buildings and facilities to maintain a consistent service level over the life of the asset and to maximize the useful life of the asset.

Neighborhood Community Area:
Countywide

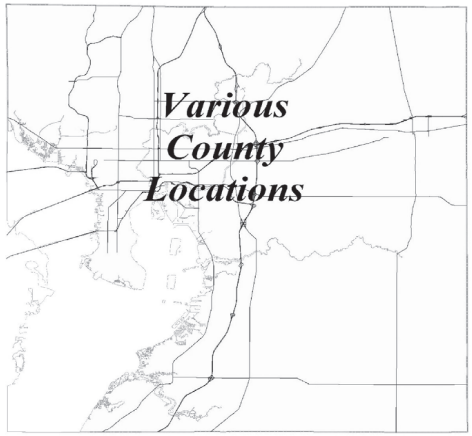

OPERATING COST IMPACT:
No significant change in operating cost is anticipated.

PROJECT COMPLETION DATE: Ongoing

Sources of Funds (in $000s):	Total Estimated Sources	Prior Funding	FY 26 Carryforward	FY 26 Additional	FY 27	FY 28	FY 29	FY 30	FY 31	Future
Library Fund	$7,289	$4,303	$1,133	$901	$952	$0	$0	$0	$0	$0
Other	0	0	0	0	0	0	0	0	0	0
Undetermined	0	0	0	0	0	0	0	0	0	0
Subtotal FY 26			$1,133	$901						
Total	**$7,289**	**$4,303**	**$2,034**		**$952**	**$0**	**$0**	**$0**	**$0**	**$0**

Uses of Funds (in $000s):	Total Estimated Cost	Prior Expenses	FY 26 Carryforward	FY 26 Additional	FY 27	FY 28	FY 29	FY 30	FY 31	Future
Capital [1]	$0	$0	$0	$0	$0	$0	$0	$0	$0	$0
Contributions [2]	0	0	0	0	0	0	0	0	0	0
Non-Capital [3]	7,289	4,303	1,133	901	952	0	0	0	0	0
Subtotal FY 26			$1,133	$901						
Total	**$7,289**	**$4,303**	**$2,034**		**$952**	**$0**	**$0**	**$0**	**$0**	**$0**

[1] Capital includes, but is not limited to, expenses related to capitalizable Development, Design, Land Acquisition, Equipment, Construction and Administration required to complete the project.
[2] Contributions includes, but is not limited to, funding through an agreement to other Government Agencies, Youth Organizations, Cultural Service Organizations and other Non-Profit Organizations.
[3] Non-Capital includes, but is not limited to, expenses related to Building Maintenance, Grounds & Landscaping Maintenance, Non-Capitalizable Equipment and other Professional Services.

PROJECT TITLE:
NEW TAMPA REGIONAL LIBRARY EXPANSION
CIE REQUIREMENTS: N
LEVEL OF SERVICE IMPACT: N/A

PROJECT NUMBER: C76053000

PROGRAM: LIBRARIES

PROJECT DESCRIPTION:
Project development and design for a future New Tampa Regional Library Expansion, located on the existing New Tampa Regional Library's site at 10001 Cross Creek Boulevard in North-East Hillsborough County.

Neighborhood Community Area:
City of Tampa

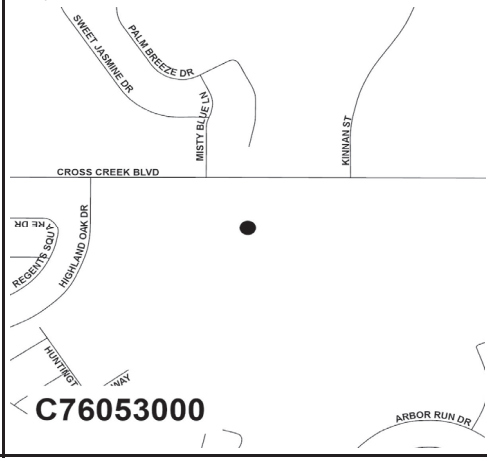

OPERATING COST IMPACT:
No significant change in operating cost is anticipated.

PROJECT COMPLETION DATE: TBD

Sources of Funds (in $000s):	Total Estimated Sources	Prior Funding	FY 26 Carryforward	FY 26 Additional	FY 27	FY 28	FY 29	FY 30	FY 31	Future
Library Fund	$1,000	$0	$0	$1,000	$0	$0	$0	$0	$0	$0
Other	0	0	0	0	0	0	0	0	0	0
Undetermined	0	0	0	0	0	0	0	0	0	0
Subtotal FY 26			$0	$1,000						
Total	**$1,000**	**$0**	**$1,000**		**$0**	**$0**	**$0**	**$0**	**$0**	**$0**

Uses of Funds (in $000s):	Total Estimated Cost	Prior Expenses	FY 26 Carryforward	FY 26 Additional	FY 27	FY 28	FY 29	FY 30	FY 31	Future
Capital [1]	$1,000	$0	$0	$1,000	$0	$0	$0	$0	$0	$0
Contributions [2]	0	0	0	0	0	0	0	0	0	0
Non-Capital [3]	0	0	0	0	0	0	0	0	0	0
Subtotal FY 26			$0	$1,000						
Total	**$1,000**	**$0**	**$1,000**		**$0**	**$0**	**$0**	**$0**	**$0**	**$0**

[1] Capital includes, but is not limited to, expenses related to capitalizable Development, Design, Land Acquisition, Equipment, Construction and Administration required to complete the project.
[2] Contributions includes, but is not limited to, funding through an agreement to other Government Agencies, Youth Organizations, Cultural Service Organizations and other Non-Profit Organizations.
[3] Non-Capital includes, but is not limited to, expenses related to Building Maintenance, Grounds & Landscaping Maintenance, Non-Capitalizable Equipment and other Professional Services.

PROJECT TITLE:
RESTROOM RENOVATIONS AT VARIOUS LIBRARIES (MP)
CIE REQUIREMENTS: N
LEVEL OF SERVICE IMPACT: N/A

PROJECT NUMBER: C76046000

PROGRAM: LIBRARIES

PROJECT DESCRIPTION:
Restroom facilities at various libraries are in need of renovations to update functionality, fixtures, and finishes.

Neighborhood Community Area:
Countywide

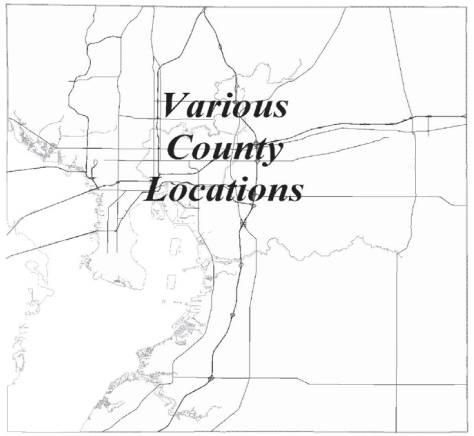

OPERATING COST IMPACT:
No significant change in operating cost is anticipated.

PROJECT COMPLETION DATE: Ongoing

Sources of Funds (in $000s):	Total Estimated Sources	Prior Funding	FY 26 Carryforward	FY 26 Additional	FY 27	FY 28	FY 29	FY 30	FY 31	Future
Library Fund	$4,750	$676	$2,074	$2,000	$0	$0	$0	$0	$0	$0
Other	0	0	0	0	0	0	0	0	0	0
Undetermined	0	0	0	0	0	0	0	0	0	0
Subtotal FY 26			$2,074	$2,000						
Total	**$4,750**	**$676**	**$4,074**		**$0**	**$0**	**$0**	**$0**	**$0**	**$0**

Uses of Funds (in $000s):	Total Estimated Cost	Prior Expenses	FY 26 Carryforward	FY 26 Additional	FY 27	FY 28	FY 29	FY 30	FY 31	Future
Capital [1]	$0	$0	$0	$0	$0	$0	$0	$0	$0	$0
Contributions [2]	0	0	0	0	0	0	0	0	0	0
Non-Capital [3]	4,750	676	2,074	2,000	0	0	0	0	0	0
Subtotal FY 26			$2,074	$2,000						
Total	**$4,750**	**$676**	**$4,074**		**$0**	**$0**	**$0**	**$0**	**$0**	**$0**

[1] Capital includes, but is not limited to, expenses related to capitalizable Development, Design, Land Acquisition, Equipment, Construction and Administration required to complete the project.
[2] Contributions includes, but is not limited to, funding through an agreement to other Government Agencies, Youth Organizations, Cultural Service Organizations and other Non-Profit Organizations.
[3] Non-Capital includes, but is not limited to, expenses related to Building Maintenance, Grounds & Landscaping Maintenance, Non-Capitalizable Equipment and other Professional Services.

PROJECT TITLE:
ROOF REPLACEMENT VARIOUS LIBRARIES (MP)
CIE REQUIREMENTS: N
LEVEL OF SERVICE IMPACT: N/A

PROJECT NUMBER: C76054000

PROGRAM: LIBRARIES

PROJECT DESCRIPTION:
Project is for scheduled end of life cycle replacement of various types of roof systems at County owned libraries.

Neighborhood Community Area:
Countywide

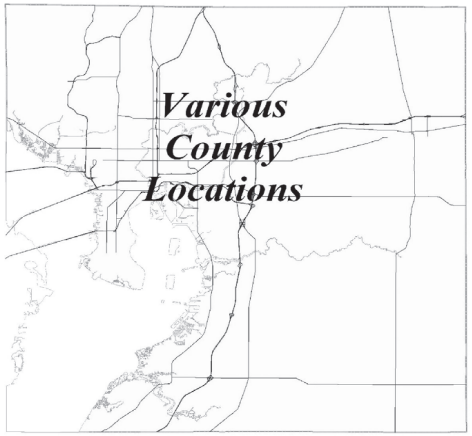

OPERATING COST IMPACT:
No significant change in operating cost is anticipated.

PROJECT COMPLETION DATE: Ongoing

Sources of Funds (in $000s):	Total Estimated Sources	Prior Funding	FY 26 Carryforward	FY 26 Additional	FY 27	FY 28	FY 29	FY 30	FY 31	Future
Library Fund	$800	$0	$0	$800	$0	$0	$0	$0	$0	$0
Other	0	0	0	0	0	0	0	0	0	0
Undetermined	0	0	0	0	0	0	0	0	0	0
Subtotal FY 26			$0	$800						
Total	**$800**	**$0**	**$800**		**$0**	**$0**	**$0**	**$0**	**$0**	**$0**

Uses of Funds (in $000s):	Total Estimated Cost	Prior Expenses	FY 26 Carryforward	FY 26 Additional	FY 27	FY 28	FY 29	FY 30	FY 31	Future
Capital [1]	$0	$0	$0	$0	$0	$0	$0	$0	$0	$0
Contributions [2]	0	0	0	0	0	0	0	0	0	0
Non-Capital [3]	800	0	0	800	0	0	0	0	0	0
Subtotal FY 26			$0	$800						
Total	**$800**	**$0**	**$800**		**$0**	**$0**	**$0**	**$0**	**$0**	**$0**

[1] Capital includes, but is not limited to, expenses related to capitalizable Development, Design, Land Acquisition, Equipment, Construction and Administration required to complete the project.
[2] Contributions includes, but is not limited to, funding through an agreement to other Government Agencies, Youth Organizations, Cultural Service Organizations and other Non-Profit Organizations.
[3] Non-Capital includes, but is not limited to, expenses related to Building Maintenance, Grounds & Landscaping Maintenance, Non-Capitalizable Equipment and other Professional Services.

PROJECT TITLE:
SENTINEL BULLETIN ARCHIVING
CIE REQUIREMENTS: N
LEVEL OF SERVICE IMPACT: N/A

PROJECT NUMBER: C76051000

PROGRAM: LIBRARIES

PROJECT DESCRIPTION:
Preserve and digitize the Sentinel Bulletin historic archive of newspapers. The Sentinel Bulletin includes 118 bound volumes (1945-2010)housed at the C. Blythe Andrews, Jr. Public Library's Special Collection since 2019. The collection contains approximately 400,000 pages. This is a one of kind collection of the only African American centered newspaper in the Tampa Bay area.

Neighborhood Community Area:
Countywide

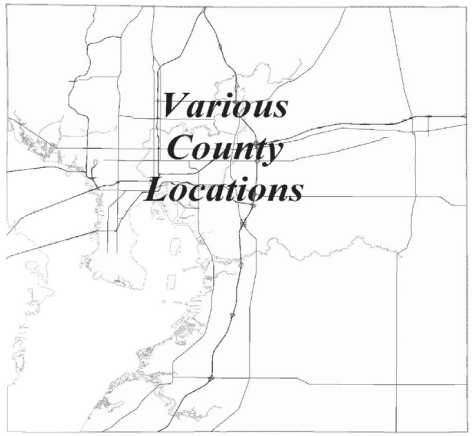

OPERATING COST IMPACT:
No significant change in operating cost is anticipated.

PROJECT COMPLETION DATE: TBD

Sources of Funds (in $000s):	Total Estimated Sources	Prior Funding	FY 26 Carryforward	FY 26 Additional	FY 27	FY 28	FY 29	FY 30	FY 31	Future
Library Fund	$1,000	$10	$990	$0	$0	$0	$0	$0	$0	$0
Other	0	0	0	0	0	0	0	0	0	0
Undetermined	0	0	0	0	0	0	0	0	0	0
Subtotal FY 26			$990	$0						
Total	**$1,000**	**$10**	**$990**		**$0**	**$0**	**$0**	**$0**	**$0**	**$0**

Uses of Funds (in $000s):	Total Estimated Cost	Prior Expenses	FY 26 Carryforward	FY 26 Additional	FY 27	FY 28	FY 29	FY 30	FY 31	Future
Capital [1]	$1,000	$10	$990	$0	$0	$0	$0	$0	$0	$0
Contributions [2]	0	0	0	0	0	0	0	0	0	0
Non-Capital [3]	0	0	0	0	0	0	0	0	0	0
Subtotal FY 26			$990	$0						
Total	**$1,000**	**$10**	**$990**		**$0**	**$0**	**$0**	**$0**	**$0**	**$0**

[1] Capital includes, but is not limited to, expenses related to capitalizable Development, Design, Land Acquisition, Equipment, Construction and Administration required to complete the project.
[2] Contributions includes, but is not limited to, funding through an agreement to other Government Agencies, Youth Organizations, Cultural Service Organizations and other Non-Profit Organizations.
[3] Non-Capital includes, but is not limited to, expenses related to Building Maintenance, Grounds & Landscaping Maintenance, Non-Capitalizable Equipment and other Professional Services.

PROJECT TITLE:
SHELVING AND FLOORING VARIOUS LIBRARIES (MP)
CIE REQUIREMENTS: N
LEVEL OF SERVICE IMPACT: N/A

PROJECT NUMBER: C76056000

PROGRAM: LIBRARIES

PROJECT DESCRIPTION:
Project is for scheduled end of life cycle replacement of various types of shelving and flooring systems at County owned libraries. Provide associated improvements as necessary.

OPERATING COST IMPACT:
No significant change in operating cost is anticipated.

PROJECT COMPLETION DATE: Ongoing

Neighborhood Community Area:
Countywide

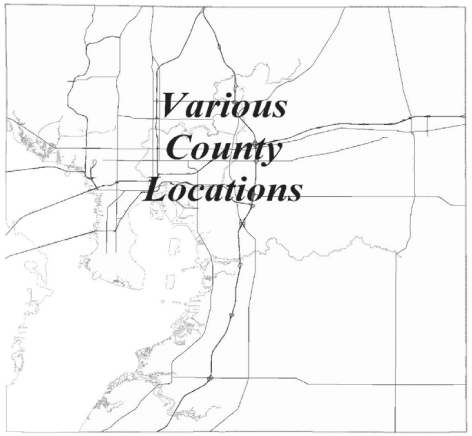

Sources of Funds (in $000s):	Total Estimated Sources	Prior Funding	FY 26 Carryforward	FY 26 Additional	FY 27	FY 28	FY 29	FY 30	FY 31	Future
Library Fund	$2,500	$0	$0	$2,500	$0	$0	$0	$0	$0	$0
Other	0	0	0	0	0	0	0	0	0	0
Undetermined	0	0	0	0	0	0	0	0	0	0
Subtotal FY 26			$0	$2,500						
Total	**$2,500**	**$0**	**$2,500**		**$0**	**$0**	**$0**	**$0**	**$0**	**$0**

Uses of Funds (in $000s):	Total Estimated Cost	Prior Expenses	FY 26 Carryforward	FY 26 Additional	FY 27	FY 28	FY 29	FY 30	FY 31	Future
Capital [1]	$0	$0	$0	$0	$0	$0	$0	$0	$0	$0
Contributions [2]	0	0	0	0	0	0	0	0	0	0
Non-Capital [3]	2,500	0	0	2,500	0	0	0	0	0	0
Subtotal FY 26			$0	$2,500						
Total	**$2,500**	**$0**	**$2,500**		**$0**	**$0**	**$0**	**$0**	**$0**	**$0**

[1] Capital includes, but is not limited to, expenses related to capitalizable Development, Design, Land Acquisition, Equipment, Construction and Administration required to complete the project.
[2] Contributions includes, but is not limited to, funding through an agreement to other Government Agencies, Youth Organizations, Cultural Service Organizations and other Non-Profit Organizations.
[3] Non-Capital includes, but is not limited to, expenses related to Building Maintenance, Grounds & Landscaping Maintenance, Non-Capitalizable Equipment and other Professional Services.

PROJECT TITLE:
SOUTHSHORE LIBRARY RENOVATION
CIE REQUIREMENTS: N
LEVEL OF SERVICE IMPACT: N/A

PROJECT NUMBER: C76037000

PROGRAM: LIBRARIES

PROJECT DESCRIPTION:
Interior and exterior renovations of the existing library to improve functionality and upgrade finishes and systems. The project includes furniture, fixtures and equipment (FF&E).

OPERATING COST IMPACT:
No significant change in operating cost is anticipated.

PROJECT COMPLETION DATE: Jul 2027

Neighborhood Community Area:
Sun City Center

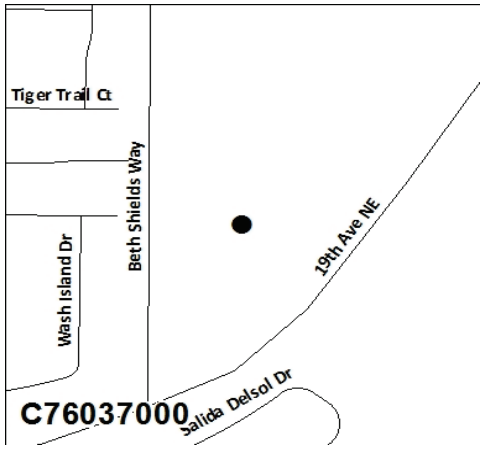

Sources of Funds (in $000s):	Total Estimated Sources	Prior Funding	FY 26 Carryforward	FY 26 Additional	FY 27	FY 28	FY 29	FY 30	FY 31	Future
Library Fund	$2,900	$128	$2,522	$250	$0	$0	$0	$0	$0	$0
Other	0	0	0	0	0	0	0	0	0	0
Undetermined	0	0	0	0	0	0	0	0	0	0
Subtotal FY 26			$2,522	$250						
Total	**$2,900**	**$128**	**$2,772**		**$0**	**$0**	**$0**	**$0**	**$0**	**$0**

Uses of Funds (in $000s):	Total Estimated Cost	Prior Expenses	FY 26 Carryforward	FY 26 Additional	FY 27	FY 28	FY 29	FY 30	FY 31	Future
Capital [1]	$126	$126	$0	$0	$0	$0	$0	$0	$0	$0
Contributions [2]	0	0	0	0	0	0	0	0	0	0
Non-Capital [3]	2,774	2	2,522	250	0	0	0	0	0	0
Subtotal FY 26			$2,522	$250						
Total	**$2,900**	**$128**	**$2,772**		**$0**	**$0**	**$0**	**$0**	**$0**	**$0**

[1] Capital includes, but is not limited to, expenses related to capitalizable Development, Design, Land Acquisition, Equipment, Construction and Administration required to complete the project.
[2] Contributions includes, but is not limited to, funding through an agreement to other Government Agencies, Youth Organizations, Cultural Service Organizations and other Non-Profit Organizations.
[3] Non-Capital includes, but is not limited to, expenses related to Building Maintenance, Grounds & Landscaping Maintenance, Non-Capitalizable Equipment and other Professional Services.

PROJECT TITLE:
THONOTOSASSA LIBRARY REPLACEMENT
CIE REQUIREMENTS: N
LEVEL OF SERVICE IMPACT: N/A

PROJECT NUMBER: C76045000

PROGRAM: LIBRARIES

PROJECT DESCRIPTION:
Land acquisition, project development, design and construction of an approximate 18,000 square foot library expandable to 25,000 square feet, to replace the existing Thonotosassa Library at a new approximately 41-acre property located on the South side of Main Street, approximately 1/2-mile East of Harney Rd. The new location has been acquired and will incorporate expansion of Thonotosassa Park to provide expanded cultural, educational and recreational opportunities for the community. This project includes furniture, fixtures, and equipment (FF&E).

Neighborhood Community Area:
Thonotosassa

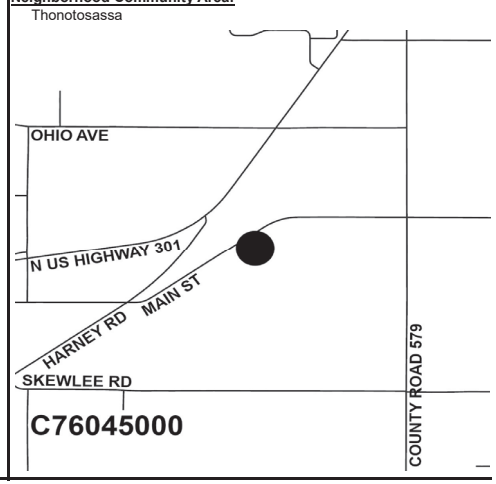

OPERATING COST IMPACT:
Annual operating cost impact is estimated at $1.6 million.

PROJECT COMPLETION DATE: Feb 2028

Sources of Funds (in $000s):	Total Estimated Sources	Prior Funding	FY 26 Carryforward	FY 26 Additional	FY 27	FY 28	FY 29	FY 30	FY 31	Future
Library Fund	$21,300	$2,632	$18,668	$0	$0	$0	$0	$0	$0	$0
Other	0	0	0	0	0	0	0	0	0	0
Undetermined	0	0	0	0	0	0	0	0	0	0
Subtotal FY 26			$18,668	$0						
Total	**$21,300**	**$2,632**	**$18,668**		**$0**	**$0**	**$0**	**$0**	**$0**	**$0**

Uses of Funds (in $000s):	Total Estimated Cost	Prior Expenses	FY 26 Carryforward	FY 26 Additional	FY 27	FY 28	FY 29	FY 30	FY 31	Future
Capital [1]	$21,186	$2,518	$18,668	$0	$0	$0	$0	$0	$0	$0
Contributions [2]	0	0	0	0	0	0	0	0	0	0
Non-Capital [3]	114	114	0	0	0	0	0	0	0	0
Subtotal FY 26			$18,668	$0						
Total	**$21,300**	**$2,632**	**$18,668**		**$0**	**$0**	**$0**	**$0**	**$0**	**$0**

[1] Capital includes, but is not limited to, expenses related to capitalizable Development, Design, Land Acquisition, Equipment, Construction and Administration required to complete the project.
[2] Contributions includes, but is not limited to, funding through an agreement to other Government Agencies, Youth Organizations, Cultural Service Organizations and other Non-Profit Organizations.
[3] Non-Capital includes, but is not limited to, expenses related to Building Maintenance, Grounds & Landscaping Maintenance, Non-Capitalizable Equipment and other Professional Services.

PROJECT TITLE:
WEST TAMPA LIBRARY RENOVATION
CIE REQUIREMENTS: N
LEVEL OF SERVICE IMPACT: N/A

PROJECT NUMBER: C76044000

PROGRAM: LIBRARIES

PROJECT DESCRIPTION:
Interior and exterior renovations of the existing library to improve safety and functionality and to upgrade finishes and systems The project includes furniture, fixtures, and equipment (FF&E).

Neighborhood Community Area:
City of Tampa

OPERATING COST IMPACT:
No significant change in operating cost is anticipated.

PROJECT COMPLETION DATE: Post Construction

Sources of Funds (in $000s):	Total Estimated Sources	Prior Funding	FY 26 Carryforward	FY 26 Additional	FY 27	FY 28	FY 29	FY 30	FY 31	Future
Library Fund	$2,150	$1,473	$377	$300	$0	$0	$0	$0	$0	$0
Other	0	0	0	0	0	0	0	0	0	0
Undetermined	0	0	0	0	0	0	0	0	0	0
Subtotal FY 26			$377	$300						
Total	**$2,150**	**$1,473**	**$677**		**$0**	**$0**	**$0**	**$0**	**$0**	**$0**

Uses of Funds (in $000s):	Total Estimated Cost	Prior Expenses	FY 26 Carryforward	FY 26 Additional	FY 27	FY 28	FY 29	FY 30	FY 31	Future
Capital [1]	$956	$956	$0	$0	$0	$0	$0	$0	$0	$0
Contributions [2]	0	0	0	0	0	0	0	0	0	0
Non-Capital [3]	1,194	516	377	300	0	0	0	0	0	0
Subtotal FY 26			$377	$300						
Total	**$2,150**	**$1,473**	**$677**		**$0**	**$0**	**$0**	**$0**	**$0**	**$0**

[1] Capital includes, but is not limited to, expenses related to capitalizable Development, Design, Land Acquisition, Equipment, Construction and Administration required to complete the project.
[2] Contributions includes, but is not limited to, funding through an agreement to other Government Agencies, Youth Organizations, Cultural Service Organizations and other Non-Profit Organizations.
[3] Non-Capital includes, but is not limited to, expenses related to Building Maintenance, Grounds & Landscaping Maintenance, Non-Capitalizable Equipment and other Professional Services.

PROJECT TITLE:
WIMAUMA LIBRARY TEMPORARY LOCATION
CIE REQUIREMENTS: N
LEVEL OF SERVICE IMPACT: N/A

PROJECT NUMBER: C76050000

PROGRAM: LIBRARIES

PROJECT DESCRIPTION:
Renovation of the Senior Center located at 5714 North Street at Bethune Park in Southeast Hillsborough County to create a temporary Wimauma Library within the Wimauma Community. The project will include design, construction, FF&E, upgrades to interior and exterior systems for a temporary library.

OPERATING COST IMPACT:
Operating costs included in FY 26 budget.

PROJECT COMPLETION DATE: Post Construction

Neighborhood Community Area:
Wimauma

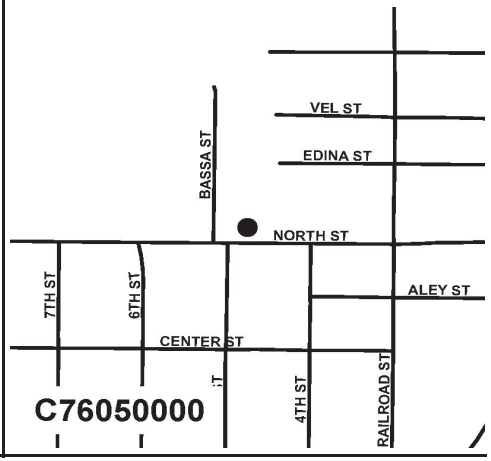

Sources of Funds (in $000s):	Total Estimated Sources	Prior Funding	FY 26 Carryforward	FY 26 Additional	FY 27	FY 28	FY 29	FY 30	FY 31	Future
Library Fund	$1,800	$1,074	$726	$0	$0	$0	$0	$0	$0	$0
Other	0	0	0	0	0	0	0	0	0	0
Undetermined	0	0	0	0	0	0	0	0	0	0
Subtotal FY 26			$726	$0						
Total	**$1,800**	**$1,074**	**$726**		**$0**	**$0**	**$0**	**$0**	**$0**	**$0**

Uses of Funds (in $000s):	Total Estimated Cost	Prior Expenses	FY 26 Carryforward	FY 26 Additional	FY 27	FY 28	FY 29	FY 30	FY 31	Future
Capital [1]	$206	$206	$0	$0	$0	$0	$0	$0	$0	$0
Contributions [2]	0	0	0	0	0	0	0	0	0	0
Non-Capital [3]	1,594	868	726	0	0	0	0	0	0	0
Subtotal FY 26			$726	$0						
Total	**$1,800**	**$1,074**	**$726**		**$0**	**$0**	**$0**	**$0**	**$0**	**$0**

[1] Capital includes, but is not limited to, expenses related to capitalizable Development, Design, Land Acquisition, Equipment, Construction and Administration required to complete the project.
[2] Contributions includes, but is not limited to, funding through an agreement to other Government Agencies, Youth Organizations, Cultural Service Organizations and other Non-Profit Organizations.
[3] Non-Capital includes, but is not limited to, expenses related to Building Maintenance, Grounds & Landscaping Maintenance, Non-Capitalizable Equipment and other Professional Services.

PROJECT TITLE:
WIMAUMA NEW LIBRARY/COMMUNITY CENTER
CIE REQUIREMENTS: N
LEVEL OF SERVICE IMPACT: N/A

PROJECT NUMBER: C76055000

PROGRAM: LIBRARIES

PROJECT DESCRIPTION:
Project development and design for a new approximate 25,000 SF Library/Community Center within Bethune Park, located in Southeast Hillsborough County's Wimauma Community.

OPERATING COST IMPACT:
To be determined.

PROJECT COMPLETION DATE: TBD

Neighborhood Community Area:
Wimauma

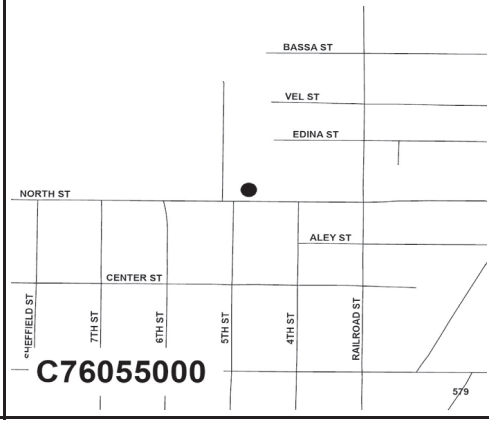

Sources of Funds (in $000s):	Total Estimated Sources	Prior Funding	FY 26 Carryforward	FY 26 Additional	FY 27	FY 28	FY 29	FY 30	FY 31	Future
Library Fund	$3,000	$0	$0	$1,000	$2,000	$0	$0	$0	$0	$0
Other	0	0	0	0	0	0	0	0	0	0
Undetermined	0	0	0	0	0	0	0	0	0	0
Subtotal FY 26			$0	$1,000						
Total	**$3,000**	**$0**	**$1,000**		**$2,000**	**$0**	**$0**	**$0**	**$0**	**$0**

Uses of Funds (in $000s):	Total Estimated Cost	Prior Expenses	FY 26 Carryforward	FY 26 Additional	FY 27	FY 28	FY 29	FY 30	FY 31	Future
Capital [1]	$3,000	$0	$0	$1,000	$2,000	$0	$0	$0	$0	$0
Contributions [2]	0	0	0	0	0	0	0	0	0	0
Non-Capital [3]	0	0	0	0	0	0	0	0	0	0
Subtotal FY 26			$0	$1,000						
Total	**$3,000**	**$0**	**$1,000**		**$2,000**	**$0**	**$0**	**$0**	**$0**	**$0**

[1] Capital includes, but is not limited to, expenses related to capitalizable Development, Design, Land Acquisition, Equipment, Construction and Administration required to complete the project.
[2] Contributions includes, but is not limited to, funding through an agreement to other Government Agencies, Youth Organizations, Cultural Service Organizations and other Non-Profit Organizations.
[3] Non-Capital includes, but is not limited to, expenses related to Building Maintenance, Grounds & Landscaping Maintenance, Non-Capitalizable Equipment and other Professional Services.

Parks Facilities Program

Hillsborough County Florida

For more information, contact the Management & Budget Department
(813) 272-5890 • HCFL.gov/Budget

PARKS FACILITIES PROGRAM
SOURCES AND USES OF FUNDS SUMMARY
(in thousands)

Sources of Funds:	TOTAL ESTIMATED SOURCES	PRIOR FUNDING	FY 26 Carryforward	FY 26 Additional	FY 27	FY 28	FY 29	FY 30	FY 31	FUTURE
ARP Funds	$6,300	$4,975	$1,325	$0	$0	$0	$0	$0	$0	$0
Boat Fees	718	468	250	0	0	0	0	0	0	0
Community Invest. Tax IV	15,358	4,088	11,020	250	0	0	0	0	0	0
Financing	152,354	122,894	29,460	0	0	0	0	0	0	0
General Revenues-CW	46,154	17,504	19,183	8,968	250	250	0	0	0	0
General Revenues-ELAPP	28,319	12,637	14,615	267	267	267	267	0	0	0
General Revenues-R3M	41,565	14,187	13,278	6,600	1,500	1,500	1,500	1,500	1,500	0
General Revenues-UA	32,118	6,214	24,270	963	670	0	0	0	0	0
Grants & County Match	9,774	4,741	4,034	1,000	0	0	0	0	0	0
Impact Fees	43,986	18,087	19,149	6,750	0	0	0	0	0	0
Other	21,788	4,779	16,209	800	0	0	0	0	0	0
Subtotal FY 26			$152,793	$25,597						
Total	**$398,433**	**$210,573**	**$178,390**		**$2,687**	**$2,017**	**$1,767**	**$1,500**	**$1,500**	**$0**

TOTAL FY 26 - FY 31 = $187,861

Uses of Funds:	TOTAL ESTIMATED COST	PRIOR EXPENSES	FY 26 Carryforward	FY 26 Additional	FY 27	FY 28	FY 29	FY 30	FY 31	FUTURE
Capital [1]	$312,882	$182,118	$112,929	$17,035	$267	$267	$267	$0	$0	$0
Contributions [2]	4,570	258	2,820	992	250	250	0	0	0	0
Non-Capital [3]	80,981	28,196	37,044	7,570	2,170	1,500	1,500	1,500	1,500	0
Subtotal FY 26			$152,793	$25,597						
Total	**$398,433**	**$210,573**	**$178,390**		**$2,687**	**$2,017**	**$1,767**	**$1,500**	**$1,500**	**$0**

TOTAL FY 26 - FY 31 = $187,861

[1] Capital includes, but is not limited to, expenses related to capitalizable Development, Design, Land Acquisition, Equipment, Construction and Administration required to complete the project.

[2] Contributions includes, but is not limited to, funding through an agreement to other Government Agencies, Youth Organizations, Cultural Service Organizations and other Non-Profit Organizations.

[3] Non-Capital includes, but is not limited to, expenses related to Building Maintenance, Grounds & Landscaping Maintenance, Non-Capitalizable Equipment and other Professional Services.

PARKS FACILITIES PROGRAM
COMPLETED AND CANCELED PROJECTS - FY 25

PROJECT NUMBER	PROJECT TITLE	ACTUAL/PROJECTED COMPLETION DATE (1)
COMPLETED PROJECTS		
C83687000	Citrus Park Synthetic Turf	Feb 2025
C83652000	Emanuel Johnson Park Splash Pad	Dec 2024
C83667000	Lithia Springs ADA Playground Replacement	May 2025
C83653000	Parks Shade Covers (MP)	Oct 2024
C83683000	Public Access and Trailheads for ELAPP (MP)	Jul 2025
C83658000	Saladino Pickleball Amenities	Apr 2025
C83686000	Skyway Park Trailhead - Fitness Zone	Feb 2025
C83669000	Veterans Memorial Park/Resource Center Improvement - Phase 2	Jun 2025
C83651000	Winston Park Splash Pad	Jul 2025

(1) Includes projects anticipated to be completed by 09/30/25

PARKS FACILITIES PROGRAM
PROJECTS SUMMARY SCHEDULE
(in thousands)

PROJECT NUMBER	PROJECT TITLE	TOTAL ESTIMATED COST	PRIOR EXPENSES	FY 26		FY 27	FY 28	FY 29	FY 30	FY 31	FUTURE	PROJECT COMPLETION DATE
				Carryforward	Additional							
C83309000	Al Barnes Park – Cultural Center/ Fair Oaks Recreation Center	$500	$0	$500	$0	$0	$0	$0	$0	$0	$0	TBD
C83644000	All Peoples Hardening	2,100	715	1,385	0	0	0	0	0	0	0	Jun 2026
C83682000	All Peoples Life Center Chiller Replacement (R3M)	1,000	0	1,000	0	0	0	0	0	0	0	Oct 2025
C83323000	All Peoples Park Expansion	3,550	3,251	299	0	0	0	0	0	0	0	Various
C83695000	Apollo Beach Nature Preserve Recreational Improvements	1,700	160	1,540	0	0	0	0	0	0	0	TBD
C83700000	Apollo Beach Park and Recreation Center Improvements	175	88	88	0	0	0	0	0	0	0	Various
C83679000	Athletic Facilities Batting Cage Renovations (R3M) (MP)	400	211	189	0	0	0	0	0	0	0	Ongoing
C83698000	Athletic Facilities Minor Renovations (R3M) (MP)	200	0	200	0	0	0	0	0	0	0	Ongoing
C83697000	Athletic Facilities Safety Netting Replacement (R3M) (MP)	200	50	150	0	0	0	0	0	0	0	Ongoing
C83706000*	Balm Park Expansion	2,500	0	0	2,500	0	0	0	0	0	0	TBD
C83699000	Bealsville Park Improvements	225	113	113	0	0	0	0	0	0	0	Various
C83671000	Boardwalk Replacement - Various Locations (MP)	5,393	2,344	3,049	0	0	0	0	0	0	0	Various
CM1500000	Boating Improvement R3M Program (MP)	718	468	250	0	0	0	0	0	0	0	Ongoing
C83232000	Branchton Regional Park	14,973	9,315	4,658	1,000	0	0	0	0	0	0	Various
C83702000	Camp Dorothy Thomas Capital Contribution	80	0	80	0	0	0	0	0	0	0	Contribution
C83694000	CELM ADA Hardscape Upgrades and Improvements (MP)	400	70	330	0	0	0	0	0	0	0	TBD
C83681000	CELM Fencing Replacement (R3M) (MP)	400	300	0	100	0	0	0	0	0	0	Ongoing
C83680000	CELM Hardscape Replacements (R3M) (MP)	400	233	167	0	0	0	0	0	0	0	Ongoing
C83704000*	CELM Parks Amenities Improvements (MP)	351	0	0	351	0	0	0	0	0	0	TBD
C83645000	Concrete Flatwork/Park Sidewalk and Hardscape Repairs (R3M) (MP)	1,400	1,118	282	0	0	0	0	0	0	0	Various
C83320000	Conservation Park Road Repaving -Lithia Medard Lettuce (R3M) (MP)	2,000	1,318	682	0	0	0	0	0	0	0	Dec 2025
C83278000	Countywide Park Impact Fee Enhancements (MP)	16,440	9,036	5,153	2,250	0	0	0	0	0	0	Ongoing
C80005000	Cross Creek Park Construction	12,105	3,011	8,094	1,000	0	0	0	0	0	0	Oct 2026
C83693000	Ed Radice Complex Field Renovations	1,800	0	1,800	0	0	0	0	0	0	0	TBD
C83707000*	Ed Radice Soccer Synthetic Turf Replacement (R3M)	1,250	0	0	1,250	0	0	0	0	0	0	Oct 2026
C83696000	Edward Medard All Inclusive Playground	900	30	870	0	0	0	0	0	0	0	TBD
C83659000	EG Simmons Shelter Replacement (R3M)	500	0	500	0	0	0	0	0	0	0	Oct 2025
C83247000	EG Simmons/Eco Tourism	3,110	1,652	1,458	0	0	0	0	0	0	0	Various
C83668000	ELAPP Site Access Management and Safety Improvements (MP)	6,000	691	5,309	0	0	0	0	0	0	0	Various
C83652000	Emanuel Johnson Park Splash Pad	1,000	998	2	0	0	0	0	0	0	0	Post Construction
C83703000	Greater Hillsborough County Fair Association Contribution	80	0	80	0	0	0	0	0	0	0	Contribution
C83713000*	Hi 5, Inc. Capital Contribution	317	0	0	317	0	0	0	0	0	0	Contribution
C83312000	Indoor Athletic Facility	2,000	0	2,000	0	0	0	0	0	0	0	TBD
C89900000	Jan K Platt (ELAPP) Property Acquisition Capital Project (MP)	126,110	102,195	23,915	0	0	0	0	0	0	0	Ongoing

PARKS FACILITIES PROGRAM
PROJECTS SUMMARY SCHEDULE
(in thousands)

PROJECT NUMBER	PROJECT TITLE	TOTAL ESTIMATED COST	PRIOR EXPENSES	FY 26		FY 27	FY 28	FY 29	FY 30	FY 31	FUTURE	PROJECT COMPLETION DATE
				Carryforward	Additional							
C89200000	Jan K Platt (ELAPP) Property Restoration Capital Project (MP)	46,549	15,216	30,267	267	267	267	267	0	0	0	Ongoing
C83650000	Kenly Park Splash Pad	1,500	150	1,150	200	0	0	0	0	0	0	Oct 2026
C83674000	Kings Forest Park Improvements	3,000	173	2,577	250	0	0	0	0	0	0	Jun 2027
C83677000	Kings Forest Park Splash Pad - ARP Act 3 Funds	900	835	65	0	0	0	0	0	0	0	Oct 2025
C83701000	New Life Village Splash Pad Shade Structure Contribution	21	0	21	0	0	0	0	0	0	0	Contribution
C83259000	New Tampa Performing Arts Center	9,130	8,927	179	25	0	0	0	0	0	0	Post Construction
C83691000	Palm River Park Improvements Ph 1 (CDBG)	1,343	0	50	1,293	0	0	0	0	0	0	TBD
C83306000	Parks ADA Safety Improvements (MP)	6,875	1,971	3,564	670	670	0	0	0	0	0	Various
C83690000	Parks Fencing Replacement (R3M)	500	150	350	0	0	0	0	0	0	0	Ongoing
C83708000*	Parks Modular Office Replacement (R3M)	500	0	0	500	0	0	0	0	0	0	Oct 2026
C83318000	Parks Playground Replacements (R3M) (MP)	7,150	3,927	2,223	1,000	0	0	0	0	0	0	Ongoing
C83646000	Parks Septic System Rehabilitation (R3M) (MP)	1,100	419	681	0	0	0	0	0	0	0	Ongoing
C83300000	Parks Tree Restoration Project (MP)	7,998	3,878	3,320	800	0	0	0	0	0	0	Various
C83672000	Pickleball Complexes - ARP Act Revenue Recovery Funds (MP)	3,000	2,573	427	0	0	0	0	0	0	0	Various
C83675000	Progress Village Park Improvements – ARP Act 3 Funds	2,400	1,567	833	0	0	0	0	0	0	0	Various
C83678000	Providence West Sports Complex Renovations (R3M)	600	43	1,057	(500)	0	0	0	0	0	0	TBD
C83683000	Public Access and Trailheads for ELAPP (MP)	600	450	150	0	0	0	0	0	0	0	Post Construction
C83658000	Saladino Pickleball Amenities	950	837	63	50	0	0	0	0	0	0	Post Construction
C83655000	Shimberg Sports Complex Improvements	1,250	0	500	750	0	0	0	0	0	0	TBD
C83689000	Skyway Football Building Roof Replacement (R3M)	300	0	300	0	0	0	0	0	0	0	Oct 2026
C83311000	South County Boat Ramp	600	315	285	0	0	0	0	0	0	0	TBD
C83712000*	South County-District 4 Parks Initiatives and Renovations	150	0	0	150	0	0	0	0	0	0	TBD
C80324000	Southshore Sportsplex	27,205	12,190	13,016	2,000	0	0	0	0	0	0	Various
C83648000	Sport Lighting Replacement (R3M) (MP)	16,000	4,411	2,589	1,500	1,500	1,500	1,500	1,500	1,500	0	Ongoing
C83692000	Sports Complexes Improvements (MP)	1,600	35	1,565	0	0	0	0	0	0	0	Various
C83711000*	Spurlino Family YMCA Gymnasium Expansion	1,000	0	0	500	250	250	0	0	0	0	Contribution
C83685000	Summerfield Community Park Improvements	369	72	297	0	0	0	0	0	0	0	Various
C83301000	Synthetic Turf Fields (MP)	8,082	6,393	1,690	0	0	0	0	0	0	0	Various
C83688000	Temple Terrace Park Improvements	450	0	450	0	0	0	0	0	0	0	TBD
C83314000	Tennis & Basketball Court Renovations and Replacements (R3M) (MP)	2,465	1,641	824	0	0	0	0	0	0	0	Ongoing
C83291000	The Historic Moseley Homestead Renovations/Preservation	1,675	246	1,404	25	0	0	0	0	0	0	TBD
C83643000	Thonotosassa Park Improvement/Expansion	11,378	880	10,498	0	0	0	0	0	0	0	TBD
C83673000	Veterans Memorial Park Entrance and Other Improvements	17,065	4,965	7,100	5,000	0	0	0	0	0	0	Various
C83676000	Veterans Memorial Park Renovations (R3M)	1,200	81	1,119	0	0	0	0	0	0	0	TBD
C83709000*	Victor Crist Center Chiller and Controls Replacements (R3M)	750	0	0	750	0	0	0	0	0	0	Oct 2026

PARKS FACILITIES PROGRAM
PROJECTS SUMMARY SCHEDULE
(in thousands)

PROJECT NUMBER	PROJECT TITLE	TOTAL ESTIMATED COST	PRIOR EXPENSES	FY 26		FY 27	FY 28	FY 29	FY 30	FY 31	FUTURE	PROJECT COMPLETION DATE
				Carryforward	Additional							
C83710000*	Victor Crist Center Roof Replacement (R3M)	1,500	0	0	1,500	0	0	0	0	0	0	Oct 2026
C83705000*	Wimauma New Community Center	100	0	0	100	0	0	0	0	0	0	TBD
C83651000	Winston Park Splash Pad	900	864	36	0	0	0	0	0	0	0	Post Construction
	Subtotal FY 26			$152,793	$25,597							
	Total Parks Facilities Program	$398,433	$210,573	$178,390		$2,687	$2,017	$1,767	$1,500	$1,500	$0	

TOTAL FY 26 - FY 31 = $187,861

* New Project TBD - To be Determined

(MP) - Master Project - A listing of sub-projects under this master project will appear in the Appendix section of the CIP document.

Note: Some projects have "Post Construction" in the Project Completion Date column. These projects have finished their primary construction phases and may have been placed in use; nevertheless, these projects still have unspent balances that are earmarked for post-construction project costs.

PROJECT TITLE:
AL BARNES PARK – CULTURAL CENTER/ FAIR OAKS RECREATION CENTER
CIE REQUIREMENTS: Y
LEVEL OF SERVICE IMPACT: F

PROJECT NUMBER: C83309000

PROGRAM: PARKS

PROJECT DESCRIPTION:
The BOCC has approved $500,000 as a contribution to the City of Tampa for a new cultural center at Al Barnes Park/Fair Oaks Recreation Center located at 5019 N. 34th St., Tampa.

Neighborhood Community Area:
Tampa

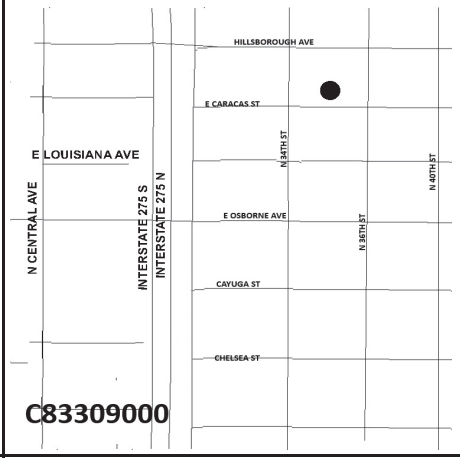

OPERATING COST IMPACT:
There is no annual operating costs to the county.

PROJECT COMPLETION DATE: TBD

Sources of Funds (in $000s):	Total Estimated Sources	Prior Funding	FY 26 Carryforward	FY 26 Additional	FY 27	FY 28	FY 29	FY 30	FY 31	Future
ARP Funds	$0	$0	$0	$0	$0	$0	$0	$0	$0	$0
Boat Fees	0	0	0	0	0	0	0	0	0	0
Community Invest. Tax IV	0	0	0	0	0	0	0	0	0	0
Financing	0	0	0	0	0	0	0	0	0	0
General Revenues-CW	500	0	500	0	0	0	0	0	0	0
General Revenues-ELAPI	0	0	0	0	0	0	0	0	0	0
General Revenues-R3M	0	0	0	0	0	0	0	0	0	0
General Revenues-UA	0	0	0	0	0	0	0	0	0	0
Grants & County Match	0	0	0	0	0	0	0	0	0	0
Impact Fees	0	0	0	0	0	0	0	0	0	0
Other	0	0	0	0	0	0	0	0	0	0
Subtotal FY 26			$500	$0						
Total	**$500**	**$0**	**$500**		**$0**	**$0**	**$0**	**$0**	**$0**	**$0**

Uses of Funds (in $000s):	Total Estimated Cost	Prior Expenses	FY 26 Carryforward	FY 26 Additional	FY 27	FY 28	FY 29	FY 30	FY 31	Future
Capital [1]	$0	$0	$0	$0	$0	$0	$0	$0	$0	$0
Contributions [2]	500	0	500	0	0	0	0	0	0	0
Non-Capital [3]	0	0	0	0	0	0	0	0	0	0
Subtotal FY 26			$500	$0						
Total	**$500**	**$0**	**$500**		**$0**	**$0**	**$0**	**$0**	**$0**	**$0**

[1] Capital includes, but is not limited to, expenses related to capitalizable Development, Design, Land Acquisition, Equipment, Construction and Administration required to complete the project.
[2] Contributions includes, but is not limited to, funding through an agreement to other Government Agencies, Youth Organizations, Cultural Service Organizations and other Non-Profit Organizations.
[3] Non-Capital includes, but is not limited to, expenses related to Building Maintenance, Grounds & Landscaping Maintenance, Non-Capitalizable Equipment and other Professional Services.

PROJECT TITLE:
ALL PEOPLES HARDENING
CIE REQUIREMENTS: Y
LEVEL OF SERVICE IMPACT: M

PROJECT NUMBER: C83644000

PROGRAM: PARKS

PROJECT DESCRIPTION:
The purpose of the project is to increase the resiliency of the existing All Peoples' Life Center facility for use as an emergency response location during and after storm events. The scope includes items such as emergency power, protection of windows/storefront openings as feasible. The scope also includes renovation of the lobby area impacted by hardening project.

Neighborhood Community Area:
East Lake Orient Park

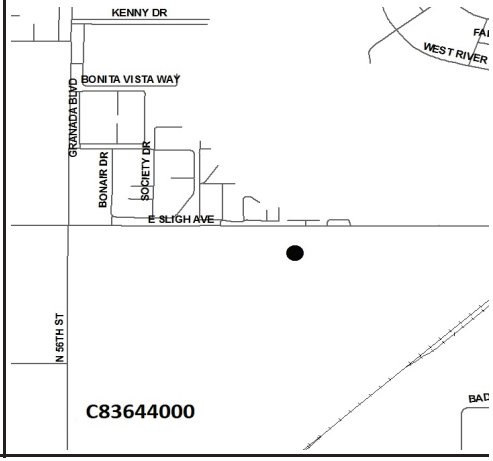

OPERATING COST IMPACT:
No significant change in operating cost to the County is anticipated.

PROJECT COMPLETION DATE: Jun 2026

Sources of Funds (in $000s):	Total Estimated Sources	Prior Funding	FY 26 Carryforward	FY 26 Additional	FY 27	FY 28	FY 29	FY 30	FY 31	Future
ARP Funds	$0	$0	$0	$0	$0	$0	$0	$0	$0	$0
Boat Fees	0	0	0	0	0	0	0	0	0	0
Community Invest. Tax IV	0	0	0	0	0	0	0	0	0	0
Financing	0	0	0	0	0	0	0	0	0	0
General Revenues-CW	0	0	0	0	0	0	0	0	0	0
General Revenues-ELAPI	0	0	0	0	0	0	0	0	0	0
General Revenues-R3M	1,000	285	715	0	0	0	0	0	0	0
General Revenues-UA	0	0	0	0	0	0	0	0	0	0
Grants & County Match	1,100	430	670	0	0	0	0	0	0	0
Impact Fees	0	0	0	0	0	0	0	0	0	0
Other	0	0	0	0	0	0	0	0	0	0
Subtotal FY 26			$1,385	$0						
Total	**$2,100**	**$715**	**$1,385**		**$0**	**$0**	**$0**	**$0**	**$0**	**$0**

Uses of Funds (in $000s):	Total Estimated Cost	Prior Expenses	FY 26 Carryforward	FY 26 Additional	FY 27	FY 28	FY 29	FY 30	FY 31	Future
Capital [1]	$2,100	$715	$1,385	$0	$0	$0	$0	$0	$0	$0
Contributions [2]	0	0	0	0	0	0	0	0	0	0
Non-Capital [3]	0	0	0	0	0	0	0	0	0	0
Subtotal FY 26			$1,385	$0						
Total	**$2,100**	**$715**	**$1,385**		**$0**	**$0**	**$0**	**$0**	**$0**	**$0**

[1] Capital includes, but is not limited to, expenses related to capitalizable Development, Design, Land Acquisition, Equipment, Construction and Administration required to complete the project.
[2] Contributions includes, but is not limited to, funding through an agreement to other Government Agencies, Youth Organizations, Cultural Service Organizations and other Non-Profit Organizations.
[3] Non-Capital includes, but is not limited to, expenses related to Building Maintenance, Grounds & Landscaping Maintenance, Non-Capitalizable Equipment and other Professional Services.

PROJECT TITLE:
ALL PEOPLES LIFE CENTER CHILLER REPLACEMENT (R3M)
CIE REQUIREMENTS: Y
LEVEL OF SERVICE IMPACT: M

PROJECT NUMBER: C83682000

PROGRAM: PARKS

PROJECT DESCRIPTION:
Project is for the replacement of the HVAC Chillers that serve the All Peoples Life Center that have reached their life expectancy.

Neighborhood Community Area:
East Lake Orient Park

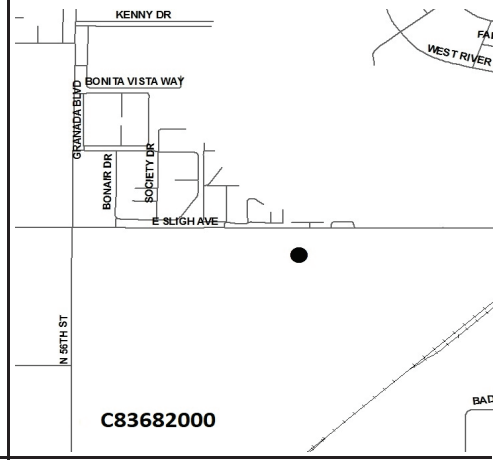

OPERATING COST IMPACT:
No significant change in annual operating costs is anticipated.

PROJECT COMPLETION DATE: Oct 2025

Sources of Funds (in $000s):	Total Estimated Sources	Prior Funding	FY 26 Carryforward	FY 26 Additional	FY 27	FY 28	FY 29	FY 30	FY 31	Future
ARP Funds	$0	$0	$0	$0	$0	$0	$0	$0	$0	$0
Boat Fees	0	0	0	0	0	0	0	0	0	0
Community Invest. Tax IV	0	0	0	0	0	0	0	0	0	0
Financing	0	0	0	0	0	0	0	0	0	0
General Revenues-CW	0	0	0	0	0	0	0	0	0	0
General Revenues-ELAPI	0	0	0	0	0	0	0	0	0	0
General Revenues-R3M	1,000	0	1,000	0	0	0	0	0	0	0
General Revenues-UA	0	0	0	0	0	0	0	0	0	0
Grants & County Match	0	0	0	0	0	0	0	0	0	0
Impact Fees	0	0	0	0	0	0	0	0	0	0
Other	0	0	0	0	0	0	0	0	0	0
Subtotal FY 26			$1,000	$0						
Total	**$1,000**	**$0**	**$1,000**		**$0**	**$0**	**$0**	**$0**	**$0**	**$0**

Uses of Funds (in $000s):	Total Estimated Cost	Prior Expenses	FY 26 Carryforward	FY 26 Additional	FY 27	FY 28	FY 29	FY 30	FY 31	Future
Capital [1]	$0	$0	$0	$0	$0	$0	$0	$0	$0	$0
Contributions [2]	0	0	0	0	0	0	0	0	0	0
Non-Capital [3]	1,000	0	1,000	0	0	0	0	0	0	0
Subtotal FY 26			$1,000	$0						
Total	**$1,000**	**$0**	**$1,000**		**$0**	**$0**	**$0**	**$0**	**$0**	**$0**

[1] Capital includes, but is not limited to, expenses related to capitalizable Development, Design, Land Acquisition, Equipment, Construction and Administration required to complete the project.
[2] Contributions includes, but is not limited to, funding through an agreement to other Government Agencies, Youth Organizations, Cultural Service Organizations and other Non-Profit Organizations.
[3] Non-Capital includes, but is not limited to, expenses related to Building Maintenance, Grounds & Landscaping Maintenance, Non-Capitalizable Equipment and other Professional Services.

PROJECT TITLE:
ALL PEOPLES PARK EXPANSION
CIE REQUIREMENTS: Y
LEVEL OF SERVICE IMPACT: F

PROJECT NUMBER: C83323000

PROGRAM: PARKS

PROJECT DESCRIPTION:
The Project consists of master planning for the existing 28-acre All Peoples Life Center property, to provide a phased development plan for the entire site. The intent is to enhance accessible recreational opportunities for County citizens. Design and construction of amenities such as splash pad,restroom/pumphouse, new lighting, interior and exterior renovations,and associated site improvements will be provided as funds allow.

Neighborhood Community Area:
East Lake Orient Park

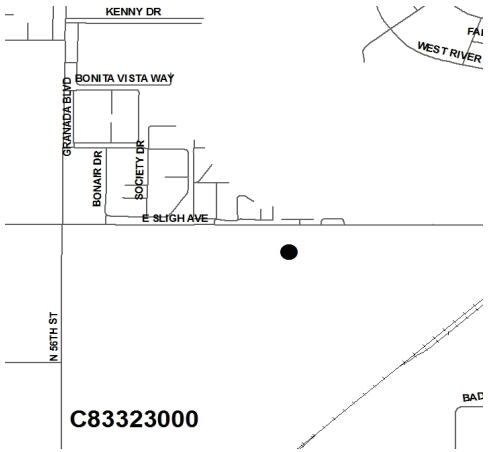

OPERATING COST IMPACT:
Operating cost is estimated to be an additional $85,000 per year.

PROJECT COMPLETION DATE: Various

Sources of Funds (in $000s):	Total Estimated Sources	Prior Funding	FY 26 Carryforward	FY 26 Additional	FY 27	FY 28	FY 29	FY 30	FY 31	Future
ARP Funds	$0	$0	$0	$0	$0	$0	$0	$0	$0	$0
Boat Fees	0	0	0	0	0	0	0	0	0	0
Community Invest. Tax IV	0	0	0	0	0	0	0	0	0	0
Financing	0	0	0	0	0	0	0	0	0	0
General Revenues-CW	2,450	2,328	122	0	0	0	0	0	0	0
General Revenues-ELAPI	0	0	0	0	0	0	0	0	0	0
General Revenues-R3M	0	0	0	0	0	0	0	0	0	0
General Revenues-UA	0	0	0	0	0	0	0	0	0	0
Grants & County Match	0	0	0	0	0	0	0	0	0	0
Impact Fees	1,100	923	177	0	0	0	0	0	0	0
Other	0	0	0	0	0	0	0	0	0	0
Subtotal FY 26			$299	$0						
Total	**$3,550**	**$3,251**	**$299**		**$0**	**$0**	**$0**	**$0**	**$0**	**$0**

Uses of Funds (in $000s):	Total Estimated Cost	Prior Expenses	FY 26 Carryforward	FY 26 Additional	FY 27	FY 28	FY 29	FY 30	FY 31	Future
Capital [1]	$3,526	$3,227	$299	$0	$0	$0	$0	$0	$0	$0
Contributions [2]	0	0	0	0	0	0	0	0	0	0
Non-Capital [3]	24	24	0	0	0	0	0	0	0	0
Subtotal FY 26			$299	$0						
Total	**$3,550**	**$3,251**	**$299**		**$0**	**$0**	**$0**	**$0**	**$0**	**$0**

[1] Capital includes, but is not limited to, expenses related to capitalizable Development, Design, Land Acquisition, Equipment, Construction and Administration required to complete the project.
[2] Contributions includes, but is not limited to, funding through an agreement to other Government Agencies, Youth Organizations, Cultural Service Organizations and other Non-Profit Organizations.
[3] Non-Capital includes, but is not limited to, expenses related to Building Maintenance, Grounds & Landscaping Maintenance, Non-Capitalizable Equipment and other Professional Services.

PROJECT TITLE:
APOLLO BEACH NATURE PRESERVE RECREATIONAL IMPROVEMENTS
CIE REQUIREMENTS: Y
LEVEL OF SERVICE IMPACT: E

PROJECT NUMBER: C83695000

PROGRAM: PARKS

PROJECT DESCRIPTION:
Improvements and renovations to Apollo Beach Nature Preserve including restroom buildings, boardwalks, parking improvements, and fishing piers.

Neighborhood Community Area:
Apollo Beach

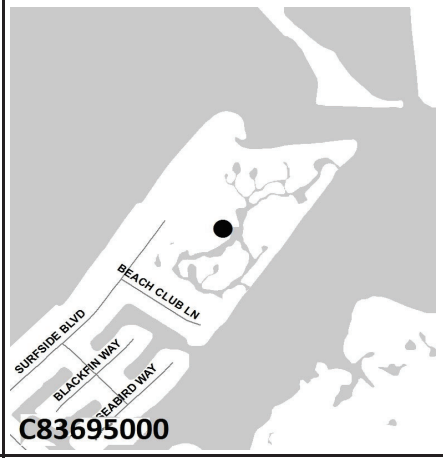

OPERATING COST IMPACT:
No significant change in annual operating costs is anticipated.

PROJECT COMPLETION DATE: TBD

Sources of Funds (in $000s):	Total Estimated Sources	Prior Funding	FY 26 Carryforward	FY 26 Additional	FY 27	FY 28	FY 29	FY 30	FY 31	Future
ARP Funds	$0	$0	$0	$0	$0	$0	$0	$0	$0	$0
Boat Fees	0	0	0	0	0	0	0	0	0	0
Community Invest. Tax IV	0	0	0	0	0	0	0	0	0	0
Financing	0	0	0	0	0	0	0	0	0	0
General Revenues-CW	1,700	160	1,540	0	0	0	0	0	0	0
General Revenues-ELAPI	0	0	0	0	0	0	0	0	0	0
General Revenues-R3M	0	0	0	0	0	0	0	0	0	0
General Revenues-UA	0	0	0	0	0	0	0	0	0	0
Grants & County Match	0	0	0	0	0	0	0	0	0	0
Impact Fees	0	0	0	0	0	0	0	0	0	0
Other	0	0	0	0	0	0	0	0	0	0
Subtotal FY 26			$1,540	$0						
Total	**$1,700**	**$160**	**$1,540**		**$0**	**$0**	**$0**	**$0**	**$0**	**$0**

Uses of Funds (in $000s):	Total Estimated Cost	Prior Expenses	FY 26 Carryforward	FY 26 Additional	FY 27	FY 28	FY 29	FY 30	FY 31	Future
Capital [1]	$1,700	$160	$1,540	$0	$0	$0	$0	$0	$0	$0
Contributions [2]	0	0	0	0	0	0	0	0	0	0
Non-Capital [3]	0	0	0	0	0	0	0	0	0	0
Subtotal FY 26			$1,540	$0						
Total	**$1,700**	**$160**	**$1,540**		**$0**	**$0**	**$0**	**$0**	**$0**	**$0**

[1] Capital includes, but is not limited to, expenses related to capitalizable Development, Design, Land Acquisition, Equipment, Construction and Administration required to complete the project.
[2] Contributions includes, but is not limited to, funding through an agreement to other Government Agencies, Youth Organizations, Cultural Service Organizations and other Non-Profit Organizations.
[3] Non-Capital includes, but is not limited to, expenses related to Building Maintenance, Grounds & Landscaping Maintenance, Non-Capitalizable Equipment and other Professional Services.

PROJECT TITLE:
APOLLO BEACH PARK AND RECREATION CENTER IMPROVEMENTS
CIE REQUIREMENTS: Y
LEVEL OF SERVICE IMPACT: M

PROJECT NUMBER: C83700000

PROGRAM: PARKS

PROJECT DESCRIPTION:
The project includes upgrading the security survellance for the recreation center, parking lot, basketball court & skate park and adding new fitness equipment or other improvements to Recreation Center as budget will allow.

Neighborhood Community Area:
Apollo Beach

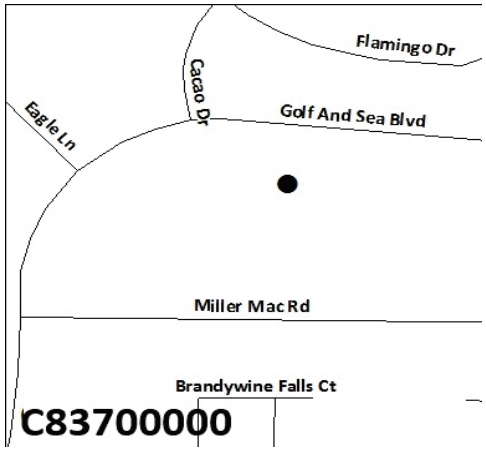

OPERATING COST IMPACT:
No significant change in annual operating costs is anticipated.

PROJECT COMPLETION DATE: Various

Sources of Funds (in $000s):	Total Estimated Sources	Prior Funding	FY 26 Carryforward	FY 26 Additional	FY 27	FY 28	FY 29	FY 30	FY 31	Future
ARP Funds	$0	$0	$0	$0	$0	$0	$0	$0	$0	$0
Boat Fees	0	0	0	0	0	0	0	0	0	0
Community Invest. Tax IV	0	0	0	0	0	0	0	0	0	0
Financing	0	0	0	0	0	0	0	0	0	0
General Revenues-CW	0	0	0	0	0	0	0	0	0	0
General Revenues-ELAPI	0	0	0	0	0	0	0	0	0	0
General Revenues-R3M	0	0	0	0	0	0	0	0	0	0
General Revenues-UA	175	88	88	0	0	0	0	0	0	0
Grants & County Match	0	0	0	0	0	0	0	0	0	0
Impact Fees	0	0	0	0	0	0	0	0	0	0
Other	0	0	0	0	0	0	0	0	0	0
Subtotal FY 26			$88	$0						
Total	**$175**	**$88**	**$88**		**$0**	**$0**	**$0**	**$0**	**$0**	**$0**

Uses of Funds (in $000s):	Total Estimated Cost	Prior Expenses	FY 26 Carryforward	FY 26 Additional	FY 27	FY 28	FY 29	FY 30	FY 31	Future
Capital [1]	$175	$88	$88	$0	$0	$0	$0	$0	$0	$0
Contributions [2]	0	0	0	0	0	0	0	0	0	0
Non-Capital [3]	0	0	0	0	0	0	0	0	0	0
Subtotal FY 26			$88	$0						
Total	**$175**	**$88**	**$88**		**$0**	**$0**	**$0**	**$0**	**$0**	**$0**

[1] Capital includes, but is not limited to, expenses related to capitalizable Development, Design, Land Acquisition, Equipment, Construction and Administration required to complete the project.
[2] Contributions includes, but is not limited to, funding through an agreement to other Government Agencies, Youth Organizations, Cultural Service Organizations and other Non-Profit Organizations.
[3] Non-Capital includes, but is not limited to, expenses related to Building Maintenance, Grounds & Landscaping Maintenance, Non-Capitalizable Equipment and other Professional Services.

PROJECT TITLE:
ATHLETIC FACILITIES BATTING CAGE RENOVATIONS (R3M) (MP)
CIE REQUIREMENTS: Y
LEVEL OF SERVICE IMPACT: M

PROJECT NUMBER: C83679000

PROGRAM: PARKS

PROJECT DESCRIPTION:
Project is for the replacement of fencing, netting and concrete hardscape of batting cages located at various sports complexes that have reached their life expectancy.

Neighborhood Community Area:
Countywide

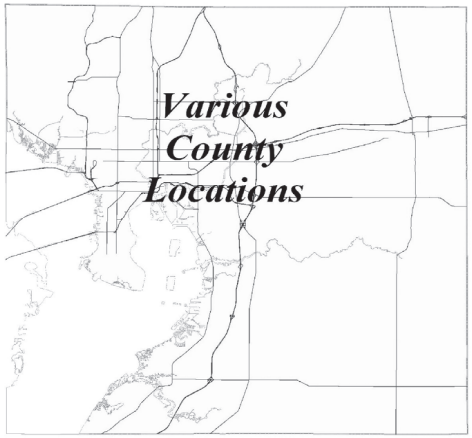

OPERATING COST IMPACT:
No significant change in annual operating costs is anticipated.

PROJECT COMPLETION DATE: Ongoing

Sources of Funds (in $000s):	Total Estimated Sources	Prior Funding	FY 26 Carryforward	FY 26 Additional	FY 27	FY 28	FY 29	FY 30	FY 31	Future
ARP Funds	$0	$0	$0	$0	$0	$0	$0	$0	$0	$0
Boat Fees	0	0	0	0	0	0	0	0	0	0
Community Invest. Tax IV	0	0	0	0	0	0	0	0	0	0
Financing	0	0	0	0	0	0	0	0	0	0
General Revenues-CW	0	0	0	0	0	0	0	0	0	0
General Revenues-ELAPI	0	0	0	0	0	0	0	0	0	0
General Revenues-R3M	400	211	189	0	0	0	0	0	0	0
General Revenues-UA	0	0	0	0	0	0	0	0	0	0
Grants & County Match	0	0	0	0	0	0	0	0	0	0
Impact Fees	0	0	0	0	0	0	0	0	0	0
Other	0	0	0	0	0	0	0	0	0	0
Subtotal FY 26			$189	$0						
Total	**$400**	**$211**	**$189**		**$0**	**$0**	**$0**	**$0**	**$0**	**$0**

Uses of Funds (in $000s):	Total Estimated Cost	Prior Expenses	FY 26 Carryforward	FY 26 Additional	FY 27	FY 28	FY 29	FY 30	FY 31	Future
Capital [1]	$0	$0	$0	$0	$0	$0	$0	$0	$0	$0
Contributions [2]	0	0	0	0	0	0	0	0	0	0
Non-Capital [3]	400	211	189	0	0	0	0	0	0	0
Subtotal FY 26			$189	$0						
Total	**$400**	**$211**	**$189**		**$0**	**$0**	**$0**	**$0**	**$0**	**$0**

[1] Capital includes, but is not limited to, expenses related to capitalizable Development, Design, Land Acquisition, Equipment, Construction and Administration required to complete the project.
[2] Contributions includes, but is not limited to, funding through an agreement to other Government Agencies, Youth Organizations, Cultural Service Organizations and other Non-Profit Organizations.
[3] Non-Capital includes, but is not limited to, expenses related to Building Maintenance, Grounds & Landscaping Maintenance, Non-Capitalizable Equipment and other Professional Services.

PROJECT TITLE:
ATHLETIC FACILITIES MINOR RENOVATIONS (R3M) (MP)
CIE REQUIREMENTS: Y
LEVEL OF SERVICE IMPACT: M

PROJECT NUMBER: C83698000

PROGRAM: PARKS

PROJECT DESCRIPTION:
Project is for the purpose of minor renovations at various athletic facilities.

Neighborhood Community Area:
Countywide

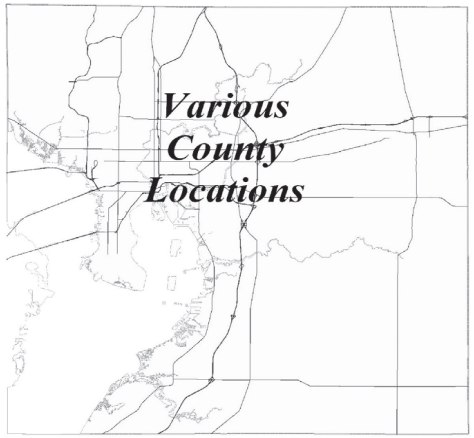

OPERATING COST IMPACT:
No significant change in annual operating costs is anticipated.

PROJECT COMPLETION DATE: Ongoing

Sources of Funds (in $000s):	Total Estimated Sources	Prior Funding	FY 26 Carryforward	FY 26 Additional	FY 27	FY 28	FY 29	FY 30	FY 31	Future
ARP Funds	$0	$0	$0	$0	$0	$0	$0	$0	$0	$0
Boat Fees	0	0	0	0	0	0	0	0	0	0
Community Invest. Tax IV	0	0	0	0	0	0	0	0	0	0
Financing	0	0	0	0	0	0	0	0	0	0
General Revenues-CW	0	0	0	0	0	0	0	0	0	0
General Revenues-ELAPI	0	0	0	0	0	0	0	0	0	0
General Revenues-R3M	200	0	200	0	0	0	0	0	0	0
General Revenues-UA	0	0	0	0	0	0	0	0	0	0
Grants & County Match	0	0	0	0	0	0	0	0	0	0
Impact Fees	0	0	0	0	0	0	0	0	0	0
Other	0	0	0	0	0	0	0	0	0	0
Subtotal FY 26			$200	$0						
Total	**$200**	**$0**	**$200**		**$0**	**$0**	**$0**	**$0**	**$0**	**$0**

Uses of Funds (in $000s):	Total Estimated Cost	Prior Expenses	FY 26 Carryforward	FY 26 Additional	FY 27	FY 28	FY 29	FY 30	FY 31	Future
Capital [1]	$0	$0	$0	$0	$0	$0	$0	$0	$0	$0
Contributions [2]	0	0	0	0	0	0	0	0	0	0
Non-Capital [3]	200	0	200	0	0	0	0	0	0	0
Subtotal FY 26			$200	$0						
Total	**$200**	**$0**	**$200**		**$0**	**$0**	**$0**	**$0**	**$0**	**$0**

[1] Capital includes, but is not limited to, expenses related to capitalizable Development, Design, Land Acquisition, Equipment, Construction and Administration required to complete the project.
[2] Contributions includes, but is not limited to, funding through an agreement to other Government Agencies, Youth Organizations, Cultural Service Organizations and other Non-Profit Organizations.
[3] Non-Capital includes, but is not limited to, expenses related to Building Maintenance, Grounds & Landscaping Maintenance, Non-Capitalizable Equipment and other Professional Services.

PROJECT TITLE:
ATHLETIC FACILITIES SAFETY NETTING REPLACEMENT (R3M) (MP)
CIE REQUIREMENTS: Y
LEVEL OF SERVICE IMPACT: M

PROJECT NUMBER: C83697000

PROGRAM: PARKS

PROJECT DESCRIPTION:
Project is for the replacement of safety netting at various athletic facilities that have reached their life expectancy.

Neighborhood Community Area:
Countywide

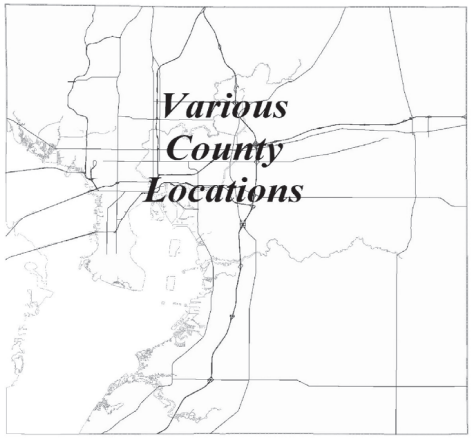

OPERATING COST IMPACT:
No significant change in annual operating costs is anticipated.

PROJECT COMPLETION DATE: Ongoing

Sources of Funds (in $000s):	Total Estimated Sources	Prior Funding	FY 26 Carryforward	FY 26 Additional	FY 27	FY 28	FY 29	FY 30	FY 31	Future
ARP Funds	$0	$0	$0	$0	$0	$0	$0	$0	$0	$0
Boat Fees	0	0	0	0	0	0	0	0	0	0
Community Invest. Tax IV	0	0	0	0	0	0	0	0	0	0
Financing	0	0	0	0	0	0	0	0	0	0
General Revenues-CW	0	0	0	0	0	0	0	0	0	0
General Revenues-ELAPI	0	0	0	0	0	0	0	0	0	0
General Revenues-R3M	200	50	150	0	0	0	0	0	0	0
General Revenues-UA	0	0	0	0	0	0	0	0	0	0
Grants & County Match	0	0	0	0	0	0	0	0	0	0
Impact Fees	0	0	0	0	0	0	0	0	0	0
Other	0	0	0	0	0	0	0	0	0	0
Subtotal FY 26			$150	$0						
Total	**$200**	**$50**	**$150**		**$0**	**$0**	**$0**	**$0**	**$0**	**$0**

Uses of Funds (in $000s):	Total Estimated Cost	Prior Expenses	FY 26 Carryforward	FY 26 Additional	FY 27	FY 28	FY 29	FY 30	FY 31	Future
Capital [1]	$0	$0	$0	$0	$0	$0	$0	$0	$0	$0
Contributions [2]	0	0	0	0	0	0	0	0	0	0
Non-Capital [3]	200	50	150	0	0	0	0	0	0	0
Subtotal FY 26			$150	$0						
Total	**$200**	**$50**	**$150**		**$0**	**$0**	**$0**	**$0**	**$0**	**$0**

[1] Capital includes, but is not limited to, expenses related to capitalizable Development, Design, Land Acquisition, Equipment, Construction and Administration required to complete the project.
[2] Contributions includes, but is not limited to, funding through an agreement to other Government Agencies, Youth Organizations, Cultural Service Organizations and other Non-Profit Organizations.
[3] Non-Capital includes, but is not limited to, expenses related to Building Maintenance, Grounds & Landscaping Maintenance, Non-Capitalizable Equipment and other Professional Services.

PROJECT TITLE:
BALM PARK EXPANSION
CIE REQUIREMENTS: Y
LEVEL OF SERVICE IMPACT: F

PROJECT NUMBER: C83706000

PROGRAM: PARKS

PROJECT DESCRIPTION:
This project will expand the existing Balm Park located at 14747 Balm Wimauma Road, Riverview, FL, to create a 15-acre park with phased development of new amenities as site constraints and budget will allow. Potential improvements include new multipurpose gym/airnasium, new playground, new multipurpose field, new shelters, walking loop as well as improvements to the existing community center, shelters, areas, restroom, storage, and parking.

Neighborhood Community Area:
Balm

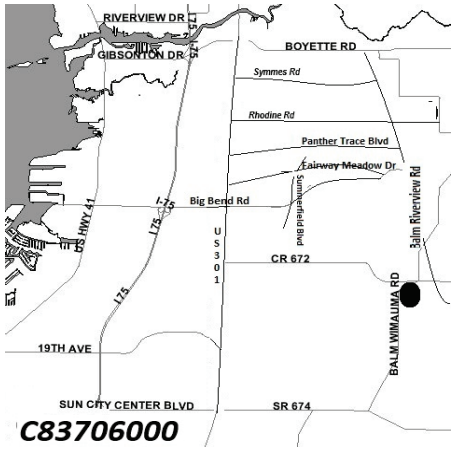

OPERATING COST IMPACT:
Operating cost impact to be determined in the future.

PROJECT COMPLETION DATE: TBD

Sources of Funds (in $000s):	Total Estimated Sources	Prior Funding	FY 26 Carryforward	FY 26 Additional	FY 27	FY 28	FY 29	FY 30	FY 31	Future
ARP Funds	$0	$0	$0	$0	$0	$0	$0	$0	$0	$0
Boat Fees	0	0	0	0	0	0	0	0	0	0
Community Invest. Tax IV	0	0	0	0	0	0	0	0	0	0
Financing	0	0	0	0	0	0	0	0	0	0
General Revenues-CW	0	0	0	0	0	0	0	0	0	0
General Revenues-ELAPI	0	0	0	0	0	0	0	0	0	0
General Revenues-R3M	0	0	0	0	0	0	0	0	0	0
General Revenues-UA	0	0	0	0	0	0	0	0	0	0
Grants & County Match	0	0	0	0	0	0	0	0	0	0
Impact Fees	2,500	0	0	2,500	0	0	0	0	0	0
Other	0	0	0	0	0	0	0	0	0	0
Subtotal FY 26			$0	$2,500						
Total	**$2,500**	**$0**	**$2,500**		**$0**	**$0**	**$0**	**$0**	**$0**	**$0**

Uses of Funds (in $000s):	Total Estimated Cost	Prior Expenses	FY 26 Carryforward	FY 26 Additional	FY 27	FY 28	FY 29	FY 30	FY 31	Future
Capital [1]	$2,500	$0	$0	$2,500	$0	$0	$0	$0	$0	$0
Contributions [2]	0	0	0	0	0	0	0	0	0	0
Non-Capital [3]	0	0	0	0	0	0	0	0	0	0
Subtotal FY 26			$0	$2,500						
Total	**$2,500**	**$0**	**$2,500**		**$0**	**$0**	**$0**	**$0**	**$0**	**$0**

[1] Capital includes, but is not limited to, expenses related to capitalizable Development, Design, Land Acquisition, Equipment, Construction and Administration required to complete the project.
[2] Contributions includes, but is not limited to, funding through an agreement to other Government Agencies, Youth Organizations, Cultural Service Organizations and other Non-Profit Organizations.
[3] Non-Capital includes, but is not limited to, expenses related to Building Maintenance, Grounds & Landscaping Maintenance, Non-Capitalizable Equipment and other Professional Services.

PROJECT TITLE:
BEALSVILLE PARK IMPROVEMENTS
CIE REQUIREMENTS: Y
LEVEL OF SERVICE IMPACT: E

PROJECT NUMBER: C83699000

PROGRAM: PARKS

PROJECT DESCRIPTION:
The project will construct a Walking Trail/Path that will connect patchwork sidewalk system around the park and create continuous loop that provides ADA connections to amenities and wellness opportunities. The project will also include adding trash receptacles, benches, bike racks, water fountains and other improvements, as budget will allow.

OPERATING COST IMPACT:
No significant change in annual operating costs is anticipated.

PROJECT COMPLETION DATE: Various

Neighborhood Community Area:
East Rural

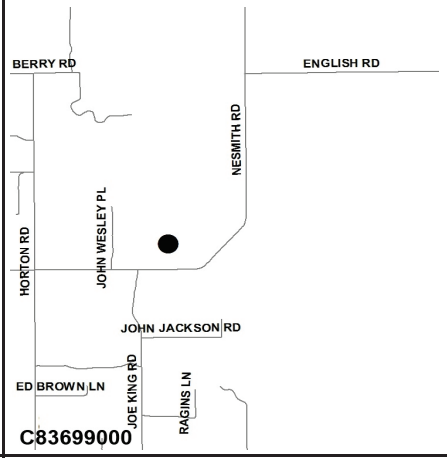

Sources of Funds (in $000s):	Total Estimated Sources	Prior Funding	FY 26 Carryforward	FY 26 Additional	FY 27	FY 28	FY 29	FY 30	FY 31	Future
ARP Funds	$0	$0	$0	$0	$0	$0	$0	$0	$0	$0
Boat Fees	0	0	0	0	0	0	0	0	0	0
Community Invest. Tax IV	0	0	0	0	0	0	0	0	0	0
Financing	0	0	0	0	0	0	0	0	0	0
General Revenues-CW	0	0	0	0	0	0	0	0	0	0
General Revenues-ELAPI	0	0	0	0	0	0	0	0	0	0
General Revenues-R3M	0	0	0	0	0	0	0	0	0	0
General Revenues-UA	225	113	113	0	0	0	0	0	0	0
Grants & County Match	0	0	0	0	0	0	0	0	0	0
Impact Fees	0	0	0	0	0	0	0	0	0	0
Other	0	0	0	0	0	0	0	0	0	0
Subtotal FY 26			$113	$0						
Total	**$225**	**$113**	**$113**		**$0**	**$0**	**$0**	**$0**	**$0**	**$0**

Uses of Funds (in $000s):	Total Estimated Cost	Prior Expenses	FY 26 Carryforward	FY 26 Additional	FY 27	FY 28	FY 29	FY 30	FY 31	Future
Capital [1]	$225	$113	$113	$0	$0	$0	$0	$0	$0	$0
Contributions [2]	0	0	0	0	0	0	0	0	0	0
Non-Capital [3]	0	0	0	0	0	0	0	0	0	0
Subtotal FY 26			$113	$0						
Total	**$225**	**$113**	**$113**		**$0**	**$0**	**$0**	**$0**	**$0**	**$0**

[1] Capital includes, but is not limited to, expenses related to capitalizable Development, Design, Land Acquisition, Equipment, Construction and Administration required to complete the project.
[2] Contributions includes, but is not limited to, funding through an agreement to other Government Agencies, Youth Organizations, Cultural Service Organizations and other Non-Profit Organizations.
[3] Non-Capital includes, but is not limited to, expenses related to Building Maintenance, Grounds & Landscaping Maintenance, Non-Capitalizable Equipment and other Professional Services.

PROJECT TITLE:
BOARDWALK REPLACEMENT - VARIOUS LOCATIONS (MP)
CIE REQUIREMENTS: Y
LEVEL OF SERVICE IMPACT: M

PROJECT NUMBER: C83671000

PROGRAM: PARKS

PROJECT DESCRIPTION:
Project includes design and construction of boardwalk replacements/upgrades and associated improvements at various regional parks.

OPERATING COST IMPACT:
No significant change in operating cost to the County is anticipated.

PROJECT COMPLETION DATE: Various

Neighborhood Community Area:
Various

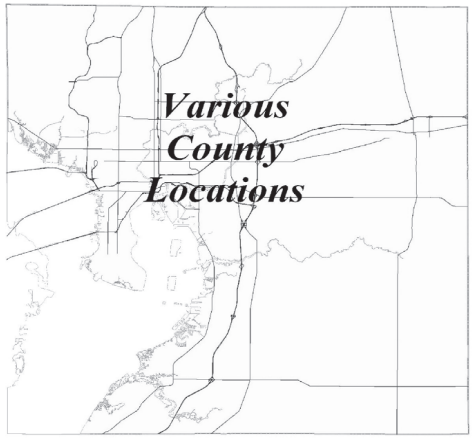

Sources of Funds (in $000s):	Total Estimated Sources	Prior Funding	FY 26 Carryforward	FY 26 Additional	FY 27	FY 28	FY 29	FY 30	FY 31	Future
ARP Funds	$0	$0	$0	$0	$0	$0	$0	$0	$0	$0
Boat Fees	0	0	0	0	0	0	0	0	0	0
Community Invest. Tax IV	5,393	2,344	3,049	0	0	0	0	0	0	0
Financing	0	0	0	0	0	0	0	0	0	0
General Revenues-CW	0	0	0	0	0	0	0	0	0	0
General Revenues-ELAPI	0	0	0	0	0	0	0	0	0	0
General Revenues-R3M	0	0	0	0	0	0	0	0	0	0
General Revenues-UA	0	0	0	0	0	0	0	0	0	0
Grants & County Match	0	0	0	0	0	0	0	0	0	0
Impact Fees	0	0	0	0	0	0	0	0	0	0
Other	0	0	0	0	0	0	0	0	0	0
Subtotal FY 26			$3,049	$0						
Total	**$5,393**	**$2,344**	**$3,049**		**$0**	**$0**	**$0**	**$0**	**$0**	**$0**

Uses of Funds (in $000s):	Total Estimated Cost	Prior Expenses	FY 26 Carryforward	FY 26 Additional	FY 27	FY 28	FY 29	FY 30	FY 31	Future
Capital [1]	$5,393	$2,344	$3,049	$0	$0	$0	$0	$0	$0	$0
Contributions [2]	0	0	0	0	0	0	0	0	0	0
Non-Capital [3]	0	0	0	0	0	0	0	0	0	0
Subtotal FY 26			$3,049	$0						
Total	**$5,393**	**$2,344**	**$3,049**		**$0**	**$0**	**$0**	**$0**	**$0**	**$0**

[1] Capital includes, but is not limited to, expenses related to capitalizable Development, Design, Land Acquisition, Equipment, Construction and Administration required to complete the project.
[2] Contributions includes, but is not limited to, funding through an agreement to other Government Agencies, Youth Organizations, Cultural Service Organizations and other Non-Profit Organizations.
[3] Non-Capital includes, but is not limited to, expenses related to Building Maintenance, Grounds & Landscaping Maintenance, Non-Capitalizable Equipment and other Professional Services.

PROJECT TITLE:
BOATING IMPROVEMENT R3M PROGRAM (MP)
CIE REQUIREMENTS: Y
LEVEL OF SERVICE IMPACT: M

PROJECT NUMBER: CM1500000

PROGRAM: PARKS

PROJECT DESCRIPTION:
Improvements to various boat ramps and associated amenities as necessary using Boat Fees.

Neighborhood Community Area:
Countywide

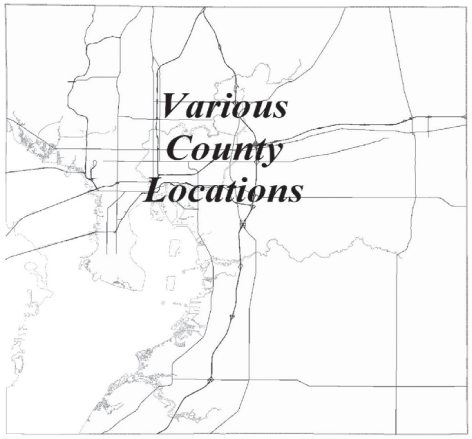

OPERATING COST IMPACT:
No significant change in annual operating costs is anticipated.

PROJECT COMPLETION DATE: Ongoing

Sources of Funds (in $000s):	Total Estimated Sources	Prior Funding	FY 26 Carryforward	FY 26 Additional	FY 27	FY 28	FY 29	FY 30	FY 31	Future
ARP Funds	$0	$0	$0	$0	$0	$0	$0	$0	$0	$0
Boat Fees	718	468	250	0	0	0	0	0	0	0
Community Invest. Tax IV	0	0	0	0	0	0	0	0	0	0
Financing	0	0	0	0	0	0	0	0	0	0
General Revenues-CW	0	0	0	0	0	0	0	0	0	0
General Revenues-ELAPI	0	0	0	0	0	0	0	0	0	0
General Revenues-R3M	0	0	0	0	0	0	0	0	0	0
General Revenues-UA	0	0	0	0	0	0	0	0	0	0
Grants & County Match	0	0	0	0	0	0	0	0	0	0
Impact Fees	0	0	0	0	0	0	0	0	0	0
Other	0	0	0	0	0	0	0	0	0	0
Subtotal FY 26			$250	$0						
Total	**$718**	**$468**	**$250**		**$0**	**$0**	**$0**	**$0**	**$0**	**$0**

Uses of Funds (in $000s):	Total Estimated Cost	Prior Expenses	FY 26 Carryforward	FY 26 Additional	FY 27	FY 28	FY 29	FY 30	FY 31	Future
Capital [1]	$0	$0	$0	$0	$0	$0	$0	$0	$0	$0
Contributions [2]	0	0	0	0	0	0	0	0	0	0
Non-Capital [3]	718	468	250	0	0	0	0	0	0	0
Subtotal FY 26			$250	$0						
Total	**$718**	**$468**	**$250**		**$0**	**$0**	**$0**	**$0**	**$0**	**$0**

[1] Capital includes, but is not limited to, expenses related to capitalizable Development, Design, Land Acquisition, Equipment, Construction and Administration required to complete the project.
[2] Contributions includes, but is not limited to, funding through an agreement to other Government Agencies, Youth Organizations, Cultural Service Organizations and other Non-Profit Organizations.
[3] Non-Capital includes, but is not limited to, expenses related to Building Maintenance, Grounds & Landscaping Maintenance, Non-Capitalizable Equipment and other Professional Services.

PROJECT TITLE:
BRANCHTON REGIONAL PARK
CIE REQUIREMENTS: Y
LEVEL OF SERVICE IMPACT: E

PROJECT NUMBER: C83232000

PROGRAM: PARKS

PROJECT DESCRIPTION:
The project will provide land acquisition, design and construction of a regional park at the County property located at the South-West intersection of Cross Creek Boulevard and Morris Bridge Road to serve the recreational needs of the community in North East Hillsborough County. Project will be constructed in phases as budget will allow.

Neighborhood Community Area:
East Rural

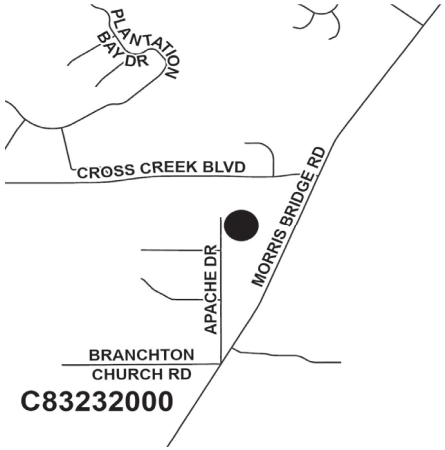

OPERATING COST IMPACT:
Operating cost is estimated to be an additional $90,000 per year.

PROJECT COMPLETION DATE: Various

Sources of Funds (in $000s):	Total Estimated Sources	Prior Funding	FY 26 Carryforward	FY 26 Additional	FY 27	FY 28	FY 29	FY 30	FY 31	Future
ARP Funds	$0	$0	$0	$0	$0	$0	$0	$0	$0	$0
Boat Fees	0	0	0	0	0	0	0	0	0	0
Community Invest. Tax IV	0	0	0	0	0	0	0	0	0	0
Financing	0	0	0	0	0	0	0	0	0	0
General Revenues-CW	13,068	7,455	4,614	1,000	0	0	0	0	0	0
General Revenues-ELAPI	0	0	0	0	0	0	0	0	0	0
General Revenues-R3M	0	0	0	0	0	0	0	0	0	0
General Revenues-UA	500	455	45	0	0	0	0	0	0	0
Grants & County Match	0	0	0	0	0	0	0	0	0	0
Impact Fees	1,405	1,405	0	0	0	0	0	0	0	0
Other	0	0	0	0	0	0	0	0	0	0
Subtotal FY 26			$4,658	$1,000						
Total	**$14,973**	**$9,315**	**$5,658**		**$0**	**$0**	**$0**	**$0**	**$0**	**$0**

Uses of Funds (in $000s):	Total Estimated Cost	Prior Expenses	FY 26 Carryforward	FY 26 Additional	FY 27	FY 28	FY 29	FY 30	FY 31	Future
Capital [1]	$14,962	$9,304	$4,658	$1,000	$0	$0	$0	$0	$0	$0
Contributions [2]	0	0	0	0	0	0	0	0	0	0
Non-Capital [3]	11	11	0	0	0	0	0	0	0	0
Subtotal FY 26			$4,658	$1,000						
Total	**$14,973**	**$9,315**	**$5,658**		**$0**	**$0**	**$0**	**$0**	**$0**	**$0**

[1] Capital includes, but is not limited to, expenses related to capitalizable Development, Design, Land Acquisition, Equipment, Construction and Administration required to complete the project.
[2] Contributions includes, but is not limited to, funding through an agreement to other Government Agencies, Youth Organizations, Cultural Service Organizations and other Non-Profit Organizations.
[3] Non-Capital includes, but is not limited to, expenses related to Building Maintenance, Grounds & Landscaping Maintenance, Non-Capitalizable Equipment and other Professional Services.

PROJECT TITLE:
CAMP DOROTHY THOMAS CAPITAL CONTRIBUTION
CIE REQUIREMENTS: Y
LEVEL OF SERVICE IMPACT: M

PROJECT NUMBER: C83702000

PROGRAM: PARKS

PROJECT DESCRIPTION:
Contribution of $80,000 to the Girl Scouts of West Central Florida's Camp Dorothy Thomas for the purpose of resurfacing the main Camp Road.

Neighborhood Community Area:
Boyette

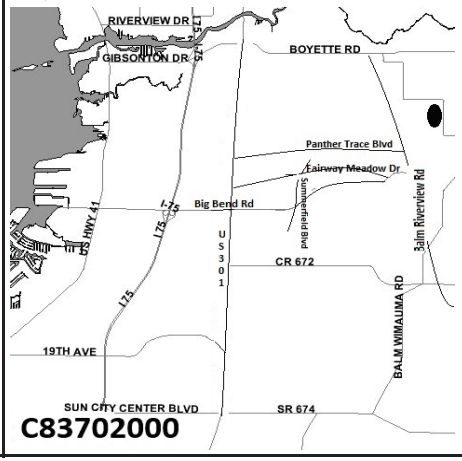

OPERATING COST IMPACT:
There is no annual operating costs to the county.

PROJECT COMPLETION DATE: Contribution

Sources of Funds (in $000s):	Total Estimated Sources	Prior Funding	FY 26 Carryforward	FY 26 Additional	FY 27	FY 28	FY 29	FY 30	FY 31	Future
ARP Funds	$0	$0	$0	$0	$0	$0	$0	$0	$0	$0
Boat Fees	0	0	0	0	0	0	0	0	0	0
Community Invest. Tax IV	0	0	0	0	0	0	0	0	0	0
Financing	0	0	0	0	0	0	0	0	0	0
General Revenues-CW	80	0	80	0	0	0	0	0	0	0
General Revenues-ELAPI	0	0	0	0	0	0	0	0	0	0
General Revenues-R3M	0	0	0	0	0	0	0	0	0	0
General Revenues-UA	0	0	0	0	0	0	0	0	0	0
Grants & County Match	0	0	0	0	0	0	0	0	0	0
Impact Fees	0	0	0	0	0	0	0	0	0	0
Other	0	0	0	0	0	0	0	0	0	0
Subtotal FY 26			$80	$0						
Total	**$80**	**$0**	**$80**		**$0**	**$0**	**$0**	**$0**	**$0**	**$0**

Uses of Funds (in $000s):	Total Estimated Cost	Prior Expenses	FY 26 Carryforward	FY 26 Additional	FY 27	FY 28	FY 29	FY 30	FY 31	Future
Capital [1]	$0	$0	$0	$0	$0	$0	$0	$0	$0	$0
Contributions [2]	80	0	80	0	0	0	0	0	0	0
Non-Capital [3]	0	0	0	0	0	0	0	0	0	0
Subtotal FY 26			$80	$0						
Total	**$80**	**$0**	**$80**		**$0**	**$0**	**$0**	**$0**	**$0**	**$0**

[1] Capital includes, but is not limited to, expenses related to capitalizable Development, Design, Land Acquisition, Equipment, Construction and Administration required to complete the project.
[2] Contributions includes, but is not limited to, funding through an agreement to other Government Agencies, Youth Organizations, Cultural Service Organizations and other Non-Profit Organizations.
[3] Non-Capital includes, but is not limited to, expenses related to Building Maintenance, Grounds & Landscaping Maintenance, Non-Capitalizable Equipment and other Professional Services.

PROJECT TITLE:
CELM ADA HARDSCAPE UPGRADES AND IMPROVEMENTS (MP)
CIE REQUIREMENTS: Y
LEVEL OF SERVICE IMPACT: E

PROJECT NUMBER: C83694000

PROGRAM: PARKS

PROJECT DESCRIPTION:
This project includes various ADA improvements including sidewalks, concrete pads, parking spaces to improve accessibility throughout Hillsborough County.

Neighborhood Community Area:
Countywide

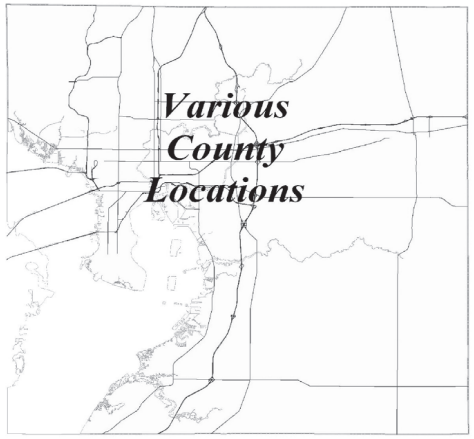

OPERATING COST IMPACT:
No significant change in annual operating costs is anticipated.

PROJECT COMPLETION DATE: TBD

Sources of Funds (in $000s):	Total Estimated Sources	Prior Funding	FY 26 Carryforward	FY 26 Additional	FY 27	FY 28	FY 29	FY 30	FY 31	Future
ARP Funds	$0	$0	$0	$0	$0	$0	$0	$0	$0	$0
Boat Fees	0	0	0	0	0	0	0	0	0	0
Community Invest. Tax IV	0	0	0	0	0	0	0	0	0	0
Financing	0	0	0	0	0	0	0	0	0	0
General Revenues-CW	400	70	330	0	0	0	0	0	0	0
General Revenues-ELAPI	0	0	0	0	0	0	0	0	0	0
General Revenues-R3M	0	0	0	0	0	0	0	0	0	0
General Revenues-UA	0	0	0	0	0	0	0	0	0	0
Grants & County Match	0	0	0	0	0	0	0	0	0	0
Impact Fees	0	0	0	0	0	0	0	0	0	0
Other	0	0	0	0	0	0	0	0	0	0
Subtotal FY 26			$330	$0						
Total	**$400**	**$70**	**$330**		**$0**	**$0**	**$0**	**$0**	**$0**	**$0**

Uses of Funds (in $000s):	Total Estimated Cost	Prior Expenses	FY 26 Carryforward	FY 26 Additional	FY 27	FY 28	FY 29	FY 30	FY 31	Future
Capital [1]	$400	$70	$330	$0	$0	$0	$0	$0	$0	$0
Contributions [2]	0	0	0	0	0	0	0	0	0	0
Non-Capital [3]	0	0	0	0	0	0	0	0	0	0
Subtotal FY 26			$330	$0						
Total	**$400**	**$70**	**$330**		**$0**	**$0**	**$0**	**$0**	**$0**	**$0**

[1] Capital includes, but is not limited to, expenses related to capitalizable Development, Design, Land Acquisition, Equipment, Construction and Administration required to complete the project.
[2] Contributions includes, but is not limited to, funding through an agreement to other Government Agencies, Youth Organizations, Cultural Service Organizations and other Non-Profit Organizations.
[3] Non-Capital includes, but is not limited to, expenses related to Building Maintenance, Grounds & Landscaping Maintenance, Non-Capitalizable Equipment and other Professional Services.

PROJECT TITLE:
CELM FENCING REPLACEMENT (R3M) (MP)
CIE REQUIREMENTS: Y
LEVEL OF SERVICE IMPACT: M

PROJECT NUMBER: C83681000

PROGRAM: PARKS

PROJECT DESCRIPTION:
Fencing replacement and associated site work at various Conservation and Preserve Parks.

OPERATING COST IMPACT:
No significant change in annual operating costs is anticipated.

PROJECT COMPLETION DATE: Ongoing

Neighborhood Community Area:
Countywide

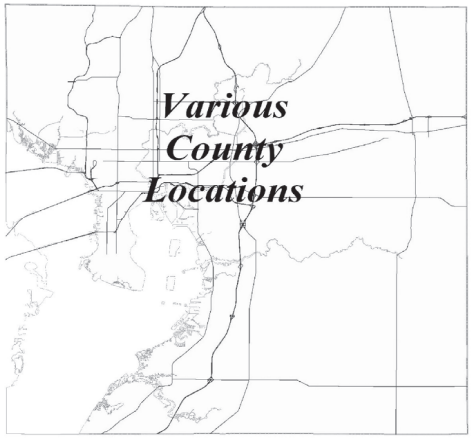

Sources of Funds (in $000s):	Total Estimated Sources	Prior Funding	FY 26 Carryforward	FY 26 Additional	FY 27	FY 28	FY 29	FY 30	FY 31	Future
ARP Funds	$0	$0	$0	$0	$0	$0	$0	$0	$0	$0
Boat Fees	0	0	0	0	0	0	0	0	0	0
Community Invest. Tax IV	0	0	0	0	0	0	0	0	0	0
Financing	0	0	0	0	0	0	0	0	0	0
General Revenues-CW	0	0	0	0	0	0	0	0	0	0
General Revenues-ELAPI	0	0	0	0	0	0	0	0	0	0
General Revenues-R3M	400	300	0	100	0	0	0	0	0	0
General Revenues-UA	0	0	0	0	0	0	0	0	0	0
Grants & County Match	0	0	0	0	0	0	0	0	0	0
Impact Fees	0	0	0	0	0	0	0	0	0	0
Other	0	0	0	0	0	0	0	0	0	0
Subtotal FY 26			$0	$100						
Total	**$400**	**$300**	**$100**		**$0**	**$0**	**$0**	**$0**	**$0**	**$0**

Uses of Funds (in $000s):	Total Estimated Cost	Prior Expenses	FY 26 Carryforward	FY 26 Additional	FY 27	FY 28	FY 29	FY 30	FY 31	Future
Capital [1]	$0	$0	$0	$0	$0	$0	$0	$0	$0	$0
Contributions [2]	0	0	0	0	0	0	0	0	0	0
Non-Capital [3]	400	300	0	100	0	0	0	0	0	0
Subtotal FY 26			$0	$100						
Total	**$400**	**$300**	**$100**		**$0**	**$0**	**$0**	**$0**	**$0**	**$0**

[1] Capital includes, but is not limited to, expenses related to capitalizable Development, Design, Land Acquisition, Equipment, Construction and Administration required to complete the project.
[2] Contributions includes, but is not limited to, funding through an agreement to other Government Agencies, Youth Organizations, Cultural Service Organizations and other Non-Profit Organizations.
[3] Non-Capital includes, but is not limited to, expenses related to Building Maintenance, Grounds & Landscaping Maintenance, Non-Capitalizable Equipment and other Professional Services.

PROJECT TITLE:
CELM HARDSCAPE REPLACEMENTS (R3M) (MP)
CIE REQUIREMENTS: Y
LEVEL OF SERVICE IMPACT: M

PROJECT NUMBER: C83680000

PROGRAM: PARKS

PROJECT DESCRIPTION:
Provide site improvements including ADA access within various conservation and preserve park sites.

OPERATING COST IMPACT:
No significant change in annual operating costs is anticipated.

PROJECT COMPLETION DATE: Ongoing

Neighborhood Community Area:
Countywide

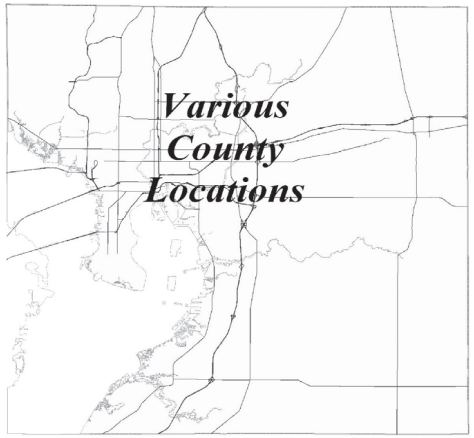

Sources of Funds (in $000s):	Total Estimated Sources	Prior Funding	FY 26 Carryforward	FY 26 Additional	FY 27	FY 28	FY 29	FY 30	FY 31	Future
ARP Funds	$0	$0	$0	$0	$0	$0	$0	$0	$0	$0
Boat Fees	0	0	0	0	0	0	0	0	0	0
Community Invest. Tax IV	0	0	0	0	0	0	0	0	0	0
Financing	0	0	0	0	0	0	0	0	0	0
General Revenues-CW	0	0	0	0	0	0	0	0	0	0
General Revenues-ELAPI	0	0	0	0	0	0	0	0	0	0
General Revenues-R3M	400	233	167	0	0	0	0	0	0	0
General Revenues-UA	0	0	0	0	0	0	0	0	0	0
Grants & County Match	0	0	0	0	0	0	0	0	0	0
Impact Fees	0	0	0	0	0	0	0	0	0	0
Other	0	0	0	0	0	0	0	0	0	0
Subtotal FY 26			$167	$0						
Total	**$400**	**$233**	**$167**		**$0**	**$0**	**$0**	**$0**	**$0**	**$0**

Uses of Funds (in $000s):	Total Estimated Cost	Prior Expenses	FY 26 Carryforward	FY 26 Additional	FY 27	FY 28	FY 29	FY 30	FY 31	Future
Capital [1]	$33	$33	$0	$0	$0	$0	$0	$0	$0	$0
Contributions [2]	0	0	0	0	0	0	0	0	0	0
Non-Capital [3]	367	200	167	0	0	0	0	0	0	0
Subtotal FY 26			$167	$0						
Total	**$400**	**$233**	**$167**		**$0**	**$0**	**$0**	**$0**	**$0**	**$0**

[1] Capital includes, but is not limited to, expenses related to capitalizable Development, Design, Land Acquisition, Equipment, Construction and Administration required to complete the project.
[2] Contributions includes, but is not limited to, funding through an agreement to other Government Agencies, Youth Organizations, Cultural Service Organizations and other Non-Profit Organizations.
[3] Non-Capital includes, but is not limited to, expenses related to Building Maintenance, Grounds & Landscaping Maintenance, Non-Capitalizable Equipment and other Professional Services.

PROJECT TITLE:
CELM PARKS AMENITIES IMPROVEMENTS (MP)
CIE REQUIREMENTS: Y
LEVEL OF SERVICE IMPACT: M

PROJECT NUMBER: C83704000

PROGRAM: PARKS

PROJECT DESCRIPTION:
This Project will enhance the safety, appearance, and functionality of conservation and nature preserve sites by replacing outdated and substandard park amenities with new, weather resistant, and environmentally friendly equipment.

Neighborhood Community Area:
Various

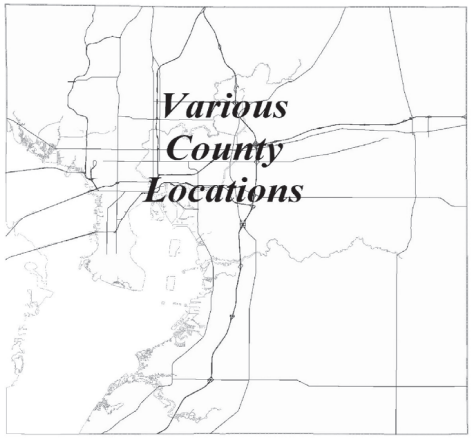

OPERATING COST IMPACT:
No significant change in annual operating costs is anticipated.

PROJECT COMPLETION DATE: TBD

Sources of Funds (in $000s):	Total Estimated Sources	Prior Funding	FY 26 Carryforward	FY 26 Additional	FY 27	FY 28	FY 29	FY 30	FY 31	Future
ARP Funds	$0	$0	$0	$0	$0	$0	$0	$0	$0	$0
Boat Fees	0	0	0	0	0	0	0	0	0	0
Community Invest. Tax IV	0	0	0	0	0	0	0	0	0	0
Financing	0	0	0	0	0	0	0	0	0	0
General Revenues-CW	351	0	0	351	0	0	0	0	0	0
General Revenues-ELAPI	0	0	0	0	0	0	0	0	0	0
General Revenues-R3M	0	0	0	0	0	0	0	0	0	0
General Revenues-UA	0	0	0	0	0	0	0	0	0	0
Grants & County Match	0	0	0	0	0	0	0	0	0	0
Impact Fees	0	0	0	0	0	0	0	0	0	0
Other	0	0	0	0	0	0	0	0	0	0
Subtotal FY 26			$0	$351						
Total	**$351**	**$0**	**$351**		**$0**	**$0**	**$0**	**$0**	**$0**	**$0**

Uses of Funds (in $000s):	Total Estimated Cost	Prior Expenses	FY 26 Carryforward	FY 26 Additional	FY 27	FY 28	FY 29	FY 30	FY 31	Future
Capital [1]	$351	$0	$0	$351	$0	$0	$0	$0	$0	$0
Contributions [2]	0	0	0	0	0	0	0	0	0	0
Non-Capital [3]	0	0	0	0	0	0	0	0	0	0
Subtotal FY 26			$0	$351						
Total	**$351**	**$0**	**$351**		**$0**	**$0**	**$0**	**$0**	**$0**	**$0**

[1] Capital includes, but is not limited to, expenses related to capitalizable Development, Design, Land Acquisition, Equipment, Construction and Administration required to complete the project.
[2] Contributions includes, but is not limited to, funding through an agreement to other Government Agencies, Youth Organizations, Cultural Service Organizations and other Non-Profit Organizations.
[3] Non-Capital includes, but is not limited to, expenses related to Building Maintenance, Grounds & Landscaping Maintenance, Non-Capitalizable Equipment and other Professional Services.

PROJECT TITLE:
CONCRETE FLATWORK/PARK SIDEWALK AND HARDSCAPE REPAIRS (R3M) (MP)
CIE REQUIREMENTS: Y
LEVEL OF SERVICE IMPACT: M

PROJECT NUMBER: C83645000

PROGRAM: PARKS

PROJECT DESCRIPTION:
Project is for performing repairs and replacements of various sidewalks and concrete hardscapes at various parks.

Neighborhood Community Area:
Various

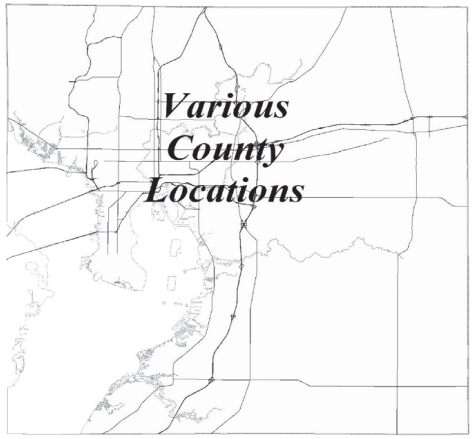

OPERATING COST IMPACT:
No significant change in annual operating costs is anticipated.

PROJECT COMPLETION DATE: Various

Sources of Funds (in $000s):	Total Estimated Sources	Prior Funding	FY 26 Carryforward	FY 26 Additional	FY 27	FY 28	FY 29	FY 30	FY 31	Future
ARP Funds	$0	$0	$0	$0	$0	$0	$0	$0	$0	$0
Boat Fees	0	0	0	0	0	0	0	0	0	0
Community Invest. Tax IV	0	0	0	0	0	0	0	0	0	0
Financing	0	0	0	0	0	0	0	0	0	0
General Revenues-CW	0	0	0	0	0	0	0	0	0	0
General Revenues-ELAPI	0	0	0	0	0	0	0	0	0	0
General Revenues-R3M	1,400	1,118	282	0	0	0	0	0	0	0
General Revenues-UA	0	0	0	0	0	0	0	0	0	0
Grants & County Match	0	0	0	0	0	0	0	0	0	0
Impact Fees	0	0	0	0	0	0	0	0	0	0
Other	0	0	0	0	0	0	0	0	0	0
Subtotal FY 26			$282	$0						
Total	**$1,400**	**$1,118**	**$282**		**$0**	**$0**	**$0**	**$0**	**$0**	**$0**

Uses of Funds (in $000s):	Total Estimated Cost	Prior Expenses	FY 26 Carryforward	FY 26 Additional	FY 27	FY 28	FY 29	FY 30	FY 31	Future
Capital [1]	$0	$0	$0	$0	$0	$0	$0	$0	$0	$0
Contributions [2]	0	0	0	0	0	0	0	0	0	0
Non-Capital [3]	1,400	1,118	282	0	0	0	0	0	0	0
Subtotal FY 26			$282	$0						
Total	**$1,400**	**$1,118**	**$282**		**$0**	**$0**	**$0**	**$0**	**$0**	**$0**

[1] Capital includes, but is not limited to, expenses related to capitalizable Development, Design, Land Acquisition, Equipment, Construction and Administration required to complete the project.
[2] Contributions includes, but is not limited to, funding through an agreement to other Government Agencies, Youth Organizations, Cultural Service Organizations and other Non-Profit Organizations.
[3] Non-Capital includes, but is not limited to, expenses related to Building Maintenance, Grounds & Landscaping Maintenance, Non-Capitalizable Equipment and other Professional Services.

PROJECT TITLE: **PROJECT NUMBER: C83320000**

CONSERVATION PARK ROAD REPAVING -LITHIA MEDARD LETTUCE (R3M) (MP)

CIE REQUIREMENTS: Y

LEVEL OF SERVICE IMPACT: M **PROGRAM: PARKS**

PROJECT DESCRIPTION:

Project is for repaving and restriping the parking lots and roadways at Medard, Lithia Springs and Lettuce Lake Parks as part of scheduled lifecycle replacement in accordance with the Repair, Renovation, Replacement and Maintenance (R3M) Program.

Neighborhood Community Area:

Various

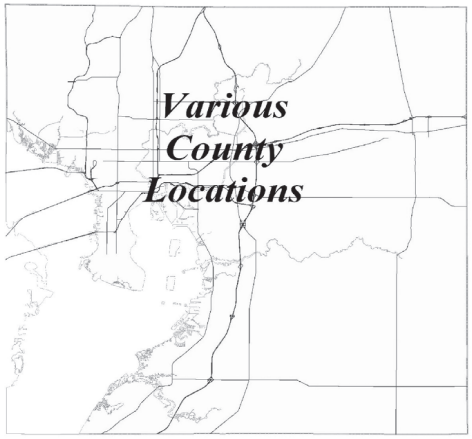

OPERATING COST IMPACT:

No significant change in annual operating costs is anticipated.

PROJECT COMPLETION DATE: Dec 2025

Sources of Funds (in $000s):	Total Estimated Sources	Prior Funding	FY 26 Carryforward	FY 26 Additional	FY 27	FY 28	FY 29	FY 30	FY 31	Future
ARP Funds	$0	$0	$0	$0	$0	$0	$0	$0	$0	$0
Boat Fees	0	0	0	0	0	0	0	0	0	0
Community Invest. Tax IV	0	0	0	0	0	0	0	0	0	0
Financing	0	0	0	0	0	0	0	0	0	0
General Revenues-CW	0	0	0	0	0	0	0	0	0	0
General Revenues-ELAPI	0	0	0	0	0	0	0	0	0	0
General Revenues-R3M	2,000	1,318	682	0	0	0	0	0	0	0
General Revenues-UA	0	0	0	0	0	0	0	0	0	0
Grants & County Match	0	0	0	0	0	0	0	0	0	0
Impact Fees	0	0	0	0	0	0	0	0	0	0
Other	0	0	0	0	0	0	0	0	0	0
Subtotal FY 26			$682	$0						
Total	**$2,000**	**$1,318**	**$682**		**$0**	**$0**	**$0**	**$0**	**$0**	**$0**

Uses of Funds (in $000s):	Total Estimated Cost	Prior Expenses	FY 26 Carryforward	FY 26 Additional	FY 27	FY 28	FY 29	FY 30	FY 31	Future
Capital [1]	$0	$0	$0	$0	$0	$0	$0	$0	$0	$0
Contributions [2]	0	0	0	0	0	0	0	0	0	0
Non-Capital [3]	2,000	1,318	682	0	0	0	0	0	0	0
Subtotal FY 26			$682	$0						
Total	**$2,000**	**$1,318**	**$682**		**$0**	**$0**	**$0**	**$0**	**$0**	**$0**

[1] Capital includes, but is not limited to, expenses related to capitalizable Development, Design, Land Acquisition, Equipment, Construction and Administration required to complete the project.
[2] Contributions includes, but is not limited to, funding through an agreement to other Government Agencies, Youth Organizations, Cultural Service Organizations and other Non-Profit Organizations.
[3] Non-Capital includes, but is not limited to, expenses related to Building Maintenance, Grounds & Landscaping Maintenance, Non-Capitalizable Equipment and other Professional Services.

PROJECT TITLE: **PROJECT NUMBER: C83278000**

COUNTYWIDE PARK IMPACT FEE ENHANCEMENTS (MP)

CIE REQUIREMENTS: Y

LEVEL OF SERVICE IMPACT: E **PROGRAM: PARKS**

PROJECT DESCRIPTION:

Improvements to various county parks to increase capacity. Improvements include walking trails, dog parks and various park amenities.

Neighborhood Community Area:

Various

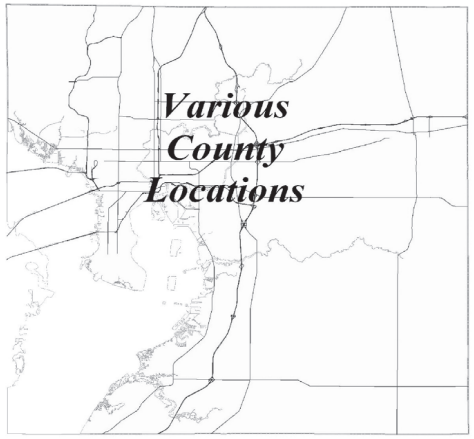

OPERATING COST IMPACT:

Operating costs to be determined on a case-by-case basis at various locations.

PROJECT COMPLETION DATE: Ongoing

Sources of Funds (in $000s):	Total Estimated Sources	Prior Funding	FY 26 Carryforward	FY 26 Additional	FY 27	FY 28	FY 29	FY 30	FY 31	Future
ARP Funds	$0	$0	$0	$0	$0	$0	$0	$0	$0	$0
Boat Fees	0	0	0	0	0	0	0	0	0	0
Community Invest. Tax IV	0	0	0	0	0	0	0	0	0	0
Financing	0	0	0	0	0	0	0	0	0	0
General Revenues-CW	0	0	0	0	0	0	0	0	0	0
General Revenues-ELAPI	0	0	0	0	0	0	0	0	0	0
General Revenues-R3M	0	0	0	0	0	0	0	0	0	0
General Revenues-UA	0	0	0	0	0	0	0	0	0	0
Grants & County Match	0	0	0	0	0	0	0	0	0	0
Impact Fees	16,440	9,036	5,153	2,250	0	0	0	0	0	0
Other	0	0	0	0	0	0	0	0	0	0
Subtotal FY 26			$5,153	$2,250						
Total	**$16,440**	**$9,036**	**$7,403**		**$0**	**$0**	**$0**	**$0**	**$0**	**$0**

Uses of Funds (in $000s):	Total Estimated Cost	Prior Expenses	FY 26 Carryforward	FY 26 Additional	FY 27	FY 28	FY 29	FY 30	FY 31	Future
Capital [1]	$16,415	$9,011	$5,153	$2,250	$0	$0	$0	$0	$0	$0
Contributions [2]	0	0	0	0	0	0	0	0	0	0
Non-Capital [3]	25	25	0	0	0	0	0	0	0	0
Subtotal FY 26			$5,153	$2,250						
Total	**$16,440**	**$9,036**	**$7,403**		**$0**	**$0**	**$0**	**$0**	**$0**	**$0**

[1] Capital includes, but is not limited to, expenses related to capitalizable Development, Design, Land Acquisition, Equipment, Construction and Administration required to complete the project.
[2] Contributions includes, but is not limited to, funding through an agreement to other Government Agencies, Youth Organizations, Cultural Service Organizations and other Non-Profit Organizations.
[3] Non-Capital includes, but is not limited to, expenses related to Building Maintenance, Grounds & Landscaping Maintenance, Non-Capitalizable Equipment and other Professional Services.

PROJECT TITLE:
CROSS CREEK PARK CONSTRUCTION

PROJECT NUMBER: C80005000

CIE REQUIREMENTS: Y

LEVEL OF SERVICE IMPACT: F

PROGRAM: PARKS

PROJECT DESCRIPTION:
Construction of a 12-acre neighborhood park on County-owned property adjacent to Pride Elementary. Project scope includes recreation building and associated amenities as budget will allow.

Neighborhood Community Area:
East Rural

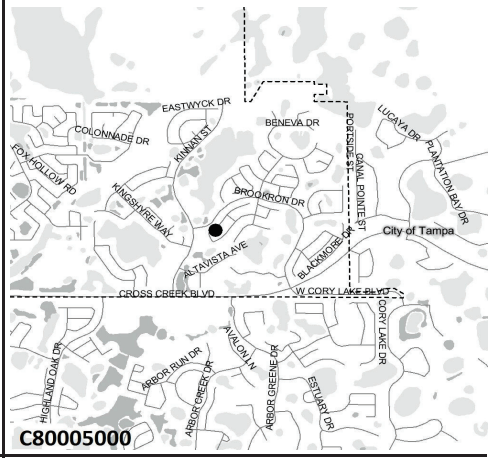

OPERATING COST IMPACT:
Operating cost is estimated to be an additional $466,000 per year.

PROJECT COMPLETION DATE: Oct 2026

Sources of Funds (in $000s):	Total Estimated Sources	Prior Funding	FY 26 Carryforward	FY 26 Additional	FY 27	FY 28	FY 29	FY 30	FY 31	Future
ARP Funds	$0	$0	$0	$0	$0	$0	$0	$0	$0	$0
Boat Fees	0	0	0	0	0	0	0	0	0	0
Community Invest. Tax IV	0	0	0	0	0	0	0	0	0	0
Financing	0	0	0	0	0	0	0	0	0	0
General Revenues-CW	4,222	1,122	2,100	1,000	0	0	0	0	0	0
General Revenues-ELAPI	0	0	0	0	0	0	0	0	0	0
General Revenues-R3M	0	0	0	0	0	0	0	0	0	0
General Revenues-UA	7,001	1,007	5,994	0	0	0	0	0	0	0
Grants & County Match	0	0	0	0	0	0	0	0	0	0
Impact Fees	882	882	0	0	0	0	0	0	0	0
Other	0	0	0	0	0	0	0	0	0	0
Subtotal FY 26			$8,094	$1,000						
Total	**$12,105**	**$3,011**	**$9,094**		**$0**	**$0**	**$0**	**$0**	**$0**	**$0**

Uses of Funds (in $000s):	Total Estimated Cost	Prior Expenses	FY 26 Carryforward	FY 26 Additional	FY 27	FY 28	FY 29	FY 30	FY 31	Future
Capital [1]	$12,104	$3,010	$8,094	$1,000	$0	$0	$0	$0	$0	$0
Contributions [2]	0	0	0	0	0	0	0	0	0	0
Non-Capital [3]	1	1	0	0	0	0	0	0	0	0
Subtotal FY 26			$8,094	$1,000						
Total	**$12,105**	**$3,011**	**$9,094**		**$0**	**$0**	**$0**	**$0**	**$0**	**$0**

[1] Capital includes, but is not limited to, expenses related to capitalizable Development, Design, Land Acquisition, Equipment, Construction and Administration required to complete the project.
[2] Contributions includes, but is not limited to, funding through an agreement to other Government Agencies, Youth Organizations, Cultural Service Organizations and other Non-Profit Organizations.
[3] Non-Capital includes, but is not limited to, expenses related to Building Maintenance, Grounds & Landscaping Maintenance, Non-Capitalizable Equipment and other Professional Services.

PROJECT TITLE:
ED RADICE COMPLEX FIELD RENOVATIONS

PROJECT NUMBER: C83693000

CIE REQUIREMENTS: Y

LEVEL OF SERVICE IMPACT: M

PROGRAM: PARKS

PROJECT DESCRIPTION:
The project includes the provision of synthetic turf at one existing field. The scope includes engineering and associated site improvements.

Neighborhood Community Area:
Northwes Hillsborough

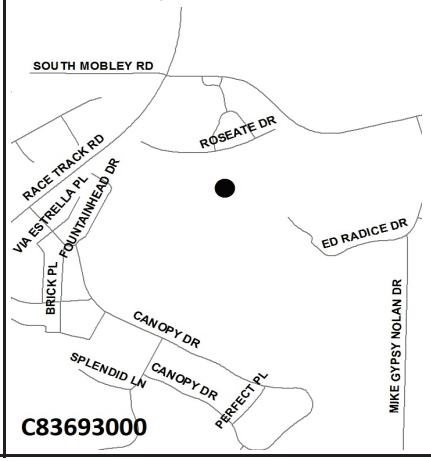

OPERATING COST IMPACT:
No significant change in annual operating costs is anticipated.

PROJECT COMPLETION DATE: TBD

Sources of Funds (in $000s):	Total Estimated Sources	Prior Funding	FY 26 Carryforward	FY 26 Additional	FY 27	FY 28	FY 29	FY 30	FY 31	Future
ARP Funds	$0	$0	$0	$0	$0	$0	$0	$0	$0	$0
Boat Fees	0	0	0	0	0	0	0	0	0	0
Community Invest. Tax IV	0	0	0	0	0	0	0	0	0	0
Financing	0	0	0	0	0	0	0	0	0	0
General Revenues-CW	0	0	0	0	0	0	0	0	0	0
General Revenues-ELAPI	0	0	0	0	0	0	0	0	0	0
General Revenues-R3M	0	0	0	0	0	0	0	0	0	0
General Revenues-UA	1,800	0	1,800	0	0	0	0	0	0	0
Grants & County Match	0	0	0	0	0	0	0	0	0	0
Impact Fees	0	0	0	0	0	0	0	0	0	0
Other	0	0	0	0	0	0	0	0	0	0
Subtotal FY 26			$1,800	$0						
Total	**$1,800**	**$0**	**$1,800**		**$0**	**$0**	**$0**	**$0**	**$0**	**$0**

Uses of Funds (in $000s):	Total Estimated Cost	Prior Expenses	FY 26 Carryforward	FY 26 Additional	FY 27	FY 28	FY 29	FY 30	FY 31	Future
Capital [1]	$1,800	$0	$1,800	$0	$0	$0	$0	$0	$0	$0
Contributions [2]	0	0	0	0	0	0	0	0	0	0
Non-Capital [3]	0	0	0	0	0	0	0	0	0	0
Subtotal FY 26			$1,800	$0						
Total	**$1,800**	**$0**	**$1,800**		**$0**	**$0**	**$0**	**$0**	**$0**	**$0**

[1] Capital includes, but is not limited to, expenses related to capitalizable Development, Design, Land Acquisition, Equipment, Construction and Administration required to complete the project.
[2] Contributions includes, but is not limited to, funding through an agreement to other Government Agencies, Youth Organizations, Cultural Service Organizations and other Non-Profit Organizations.
[3] Non-Capital includes, but is not limited to, expenses related to Building Maintenance, Grounds & Landscaping Maintenance, Non-Capitalizable Equipment and other Professional Services.

PROJECT TITLE:
ED RADICE SOCCER SYNTHETIC TURF REPLACEMENT (R3M)
CIE REQUIREMENTS: Y
LEVEL OF SERVICE IMPACT: M

PROJECT NUMBER: C83707000

PROGRAM: PARKS

PROJECT DESCRIPTION:
Project is for the replacement of the synthetic turf systems that have reached their life expectancy.

Neighborhood Community Area:
Northwes Hillsborough

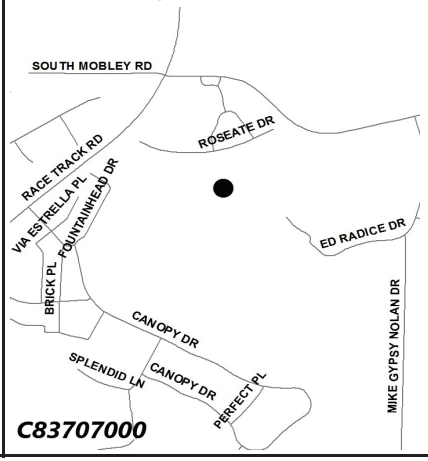

OPERATING COST IMPACT:
No significant change in annual operating costs is anticipated.

PROJECT COMPLETION DATE: Oct 2026

Sources of Funds (in $000s):	Total Estimated Sources	Prior Funding	FY 26 Carryforward	FY 26 Additional	FY 27	FY 28	FY 29	FY 30	FY 31	Future
ARP Funds	$0	$0	$0	$0	$0	$0	$0	$0	$0	$0
Boat Fees	0	0	0	0	0	0	0	0	0	0
Community Invest. Tax IV	0	0	0	0	0	0	0	0	0	0
Financing	0	0	0	0	0	0	0	0	0	0
General Revenues-CW	0	0	0	0	0	0	0	0	0	0
General Revenues-ELAPI	0	0	0	0	0	0	0	0	0	0
General Revenues-R3M	1,250	0	0	1,250	0	0	0	0	0	0
General Revenues-UA	0	0	0	0	0	0	0	0	0	0
Grants & County Match	0	0	0	0	0	0	0	0	0	0
Impact Fees	0	0	0	0	0	0	0	0	0	0
Other	0	0	0	0	0	0	0	0	0	0
Subtotal FY 26			$0	$1,250						
Total	**$1,250**	**$0**	**$1,250**		**$0**	**$0**	**$0**	**$0**	**$0**	**$0**

Uses of Funds (in $000s):	Total Estimated Cost	Prior Expenses	FY 26 Carryforward	FY 26 Additional	FY 27	FY 28	FY 29	FY 30	FY 31	Future
Capital [1]	$0	$0	$0	$0	$0	$0	$0	$0	$0	$0
Contributions [2]	0	0	0	0	0	0	0	0	0	0
Non-Capital [3]	1,250	0	0	1,250	0	0	0	0	0	0
Subtotal FY 26			$0	$1,250						
Total	**$1,250**	**$0**	**$1,250**		**$0**	**$0**	**$0**	**$0**	**$0**	**$0**

[1] Capital includes, but is not limited to, expenses related to capitalizable Development, Design, Land Acquisition, Equipment, Construction and Administration required to complete the project.
[2] Contributions includes, but is not limited to, funding through an agreement to other Government Agencies, Youth Organizations, Cultural Service Organizations and other Non-Profit Organizations.
[3] Non-Capital includes, but is not limited to, expenses related to Building Maintenance, Grounds & Landscaping Maintenance, Non-Capitalizable Equipment and other Professional Services.

PROJECT TITLE:
EDWARD MEDARD ALL INCLUSIVE PLAYGROUND
CIE REQUIREMENTS: Y
LEVEL OF SERVICE IMPACT: E

PROJECT NUMBER: C83696000

PROGRAM: PARKS

PROJECT DESCRIPTION:
Engineering and construction of a new accessible playground and supporting infrastructure at Edward Medard Park. This will provide a modern design and amenities to encourage outdoor play and socialization while enhancing public safety.

Neighborhood Community Area:
East Rural

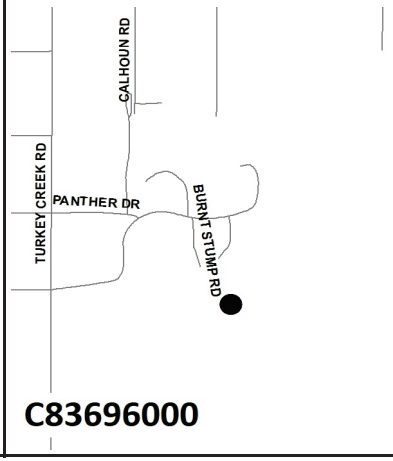

OPERATING COST IMPACT:
No significant change in annual operating costs is anticipated.

PROJECT COMPLETION DATE: TBD

Sources of Funds (in $000s):	Total Estimated Sources	Prior Funding	FY 26 Carryforward	FY 26 Additional	FY 27	FY 28	FY 29	FY 30	FY 31	Future
ARP Funds	$0	$0	$0	$0	$0	$0	$0	$0	$0	$0
Boat Fees	0	0	0	0	0	0	0	0	0	0
Community Invest. Tax IV	0	0	0	0	0	0	0	0	0	0
Financing	0	0	0	0	0	0	0	0	0	0
General Revenues-CW	900	30	870	0	0	0	0	0	0	0
General Revenues-ELAPI	0	0	0	0	0	0	0	0	0	0
General Revenues-R3M	0	0	0	0	0	0	0	0	0	0
General Revenues-UA	0	0	0	0	0	0	0	0	0	0
Grants & County Match	0	0	0	0	0	0	0	0	0	0
Impact Fees	0	0	0	0	0	0	0	0	0	0
Other	0	0	0	0	0	0	0	0	0	0
Subtotal FY 26			$870	$0						
Total	**$900**	**$30**	**$870**		**$0**	**$0**	**$0**	**$0**	**$0**	**$0**

Uses of Funds (in $000s):	Total Estimated Cost	Prior Expenses	FY 26 Carryforward	FY 26 Additional	FY 27	FY 28	FY 29	FY 30	FY 31	Future
Capital [1]	$900	$30	$870	$0	$0	$0	$0	$0	$0	$0
Contributions [2]	0	0	0	0	0	0	0	0	0	0
Non-Capital [3]	0	0	0	0	0	0	0	0	0	0
Subtotal FY 26			$870	$0						
Total	**$900**	**$30**	**$870**		**$0**	**$0**	**$0**	**$0**	**$0**	**$0**

[1] Capital includes, but is not limited to, expenses related to capitalizable Development, Design, Land Acquisition, Equipment, Construction and Administration required to complete the project.
[2] Contributions includes, but is not limited to, funding through an agreement to other Government Agencies, Youth Organizations, Cultural Service Organizations and other Non-Profit Organizations.
[3] Non-Capital includes, but is not limited to, expenses related to Building Maintenance, Grounds & Landscaping Maintenance, Non-Capitalizable Equipment and other Professional Services.

PROJECT TITLE:
EG SIMMONS SHELTER REPLACEMENT (R3M)
CIE REQUIREMENTS: Y
LEVEL OF SERVICE IMPACT: M

PROJECT NUMBER: C83659000

PROGRAM: PARKS

PROJECT DESCRIPTION:
This project is for the scheduled life cycle replacement of the wood picnic shelters that have reached its life expectancy.

Neighborhood Community Area:
Apollo Beach

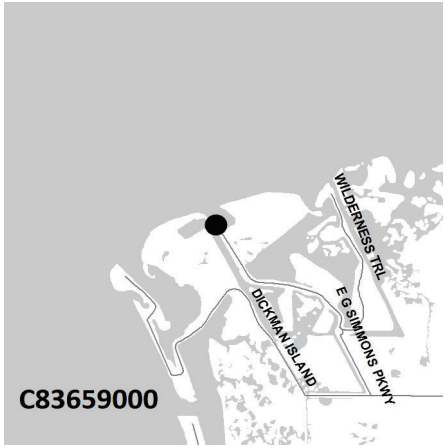

OPERATING COST IMPACT:
No significant change in annual operating costs is anticipated.

PROJECT COMPLETION DATE: Oct 2025

Sources of Funds (in $000s):	Total Estimated Sources	Prior Funding	FY 26 Carryforward	FY 26 Additional	FY 27	FY 28	FY 29	FY 30	FY 31	Future
ARP Funds	$0	$0	$0	$0	$0	$0	$0	$0	$0	$0
Boat Fees	0	0	0	0	0	0	0	0	0	0
Community Invest. Tax IV	0	0	0	0	0	0	0	0	0	0
Financing	0	0	0	0	0	0	0	0	0	0
General Revenues-CW	0	0	0	0	0	0	0	0	0	0
General Revenues-ELAPI	0	0	0	0	0	0	0	0	0	0
General Revenues-R3M	500	0	500	0	0	0	0	0	0	0
General Revenues-UA	0	0	0	0	0	0	0	0	0	0
Grants & County Match	0	0	0	0	0	0	0	0	0	0
Impact Fees	0	0	0	0	0	0	0	0	0	0
Other	0	0	0	0	0	0	0	0	0	0
Subtotal FY 26			$500	$0						
Total	**$500**	**$0**	**$500**		**$0**	**$0**	**$0**	**$0**	**$0**	**$0**

Uses of Funds (in $000s):	Total Estimated Cost	Prior Expenses	FY 26 Carryforward	FY 26 Additional	FY 27	FY 28	FY 29	FY 30	FY 31	Future
Capital [1]	$0	$0	$0	$0	$0	$0	$0	$0	$0	$0
Contributions [2]	0	0	0	0	0	0	0	0	0	0
Non-Capital [3]	500	0	500	0	0	0	0	0	0	0
Subtotal FY 26			$500	$0						
Total	**$500**	**$0**	**$500**		**$0**	**$0**	**$0**	**$0**	**$0**	**$0**

[1] Capital includes, but is not limited to, expenses related to capitalizable Development, Design, Land Acquisition, Equipment, Construction and Administration required to complete the project.
[2] Contributions includes, but is not limited to, funding through an agreement to other Government Agencies, Youth Organizations, Cultural Service Organizations and other Non-Profit Organizations.
[3] Non-Capital includes, but is not limited to, expenses related to Building Maintenance, Grounds & Landscaping Maintenance, Non-Capitalizable Equipment and other Professional Services.

PROJECT TITLE:
EG SIMMONS/ECO TOURISM
CIE REQUIREMENTS: Y
LEVEL OF SERVICE IMPACT: E

PROJECT NUMBER: C83247000

PROGRAM: PARKS

PROJECT DESCRIPTION:
The project includes the design and construction of improvements to the EG Simmons Park such as each erosion control and other amenities to expand eco-friendly and recreational activities at the park. Additional phases to include campground renovations including public utilities connections and associated site work.

Neighborhood Community Area:
Apollo Beach

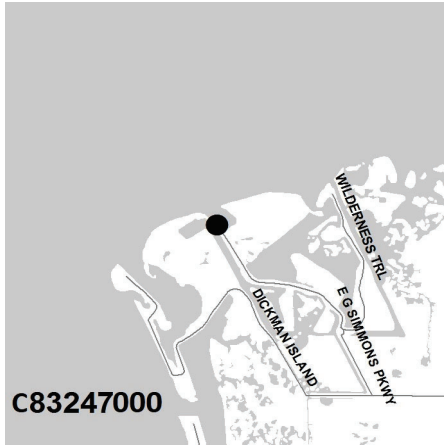

OPERATING COST IMPACT:
Operating cost impact is estimated to be an additional $15,000 per year.

PROJECT COMPLETION DATE: Various

Sources of Funds (in $000s):	Total Estimated Sources	Prior Funding	FY 26 Carryforward	FY 26 Additional	FY 27	FY 28	FY 29	FY 30	FY 31	Future
ARP Funds	$0	$0	$0	$0	$0	$0	$0	$0	$0	$0
Boat Fees	0	0	0	0	0	0	0	0	0	0
Community Invest. Tax IV	0	0	0	0	0	0	0	0	0	0
Financing	1,023	1,023	0	0	0	0	0	0	0	0
General Revenues-CW	928	499	429	0	0	0	0	0	0	0
General Revenues-ELAPI	0	0	0	0	0	0	0	0	0	0
General Revenues-R3M	750	0	750	0	0	0	0	0	0	0
General Revenues-UA	0	0	0	0	0	0	0	0	0	0
Grants & County Match	0	0	0	0	0	0	0	0	0	0
Impact Fees	409	130	279	0	0	0	0	0	0	0
Other	0	0	0	0	0	0	0	0	0	0
Subtotal FY 26			$1,458	$0						
Total	**$3,110**	**$1,652**	**$1,458**		**$0**	**$0**	**$0**	**$0**	**$0**	**$0**

Uses of Funds (in $000s):	Total Estimated Cost	Prior Expenses	FY 26 Carryforward	FY 26 Additional	FY 27	FY 28	FY 29	FY 30	FY 31	Future
Capital [1]	$2,953	$1,495	$1,458	$0	$0	$0	$0	$0	$0	$0
Contributions [2]	0	0	0	0	0	0	0	0	0	0
Non-Capital [3]	158	158	0	0	0	0	0	0	0	0
Subtotal FY 26			$1,458	$0						
Total	**$3,110**	**$1,652**	**$1,458**		**$0**	**$0**	**$0**	**$0**	**$0**	**$0**

[1] Capital includes, but is not limited to, expenses related to capitalizable Development, Design, Land Acquisition, Equipment, Construction and Administration required to complete the project.
[2] Contributions includes, but is not limited to, funding through an agreement to other Government Agencies, Youth Organizations, Cultural Service Organizations and other Non-Profit Organizations.
[3] Non-Capital includes, but is not limited to, expenses related to Building Maintenance, Grounds & Landscaping Maintenance, Non-Capitalizable Equipment and other Professional Services.

PROJECT TITLE:
ELAPP SITE ACCESS MANAGEMENT AND SAFETY IMPROVEMENTS (MP)
CIE REQUIREMENTS: Y
LEVEL OF SERVICE IMPACT: F

PROJECT NUMBER: C83668000

PROGRAM: PARKS

PROJECT DESCRIPTION:
Project will design and construct access improvements including trailheads, bridges, and hardscapes within multiple ELAPP sites.

Neighborhood Community Area:
Various

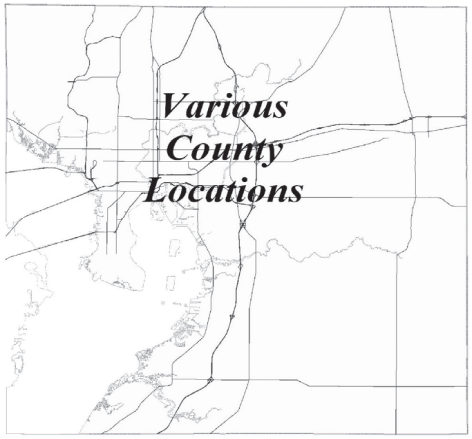

OPERATING COST IMPACT:
No significant change in annual operating costs is anticipated.

PROJECT COMPLETION DATE: Various

Sources of Funds (in $000s):	Total Estimated Sources	Prior Funding	FY 26 Carryforward	FY 26 Additional	FY 27	FY 28	FY 29	FY 30	FY 31	Future
ARP Funds	$0	$0	$0	$0	$0	$0	$0	$0	$0	$0
Boat Fees	0	0	0	0	0	0	0	0	0	0
Community Invest. Tax IV	6,000	691	5,309	0	0	0	0	0	0	0
Financing	0	0	0	0	0	0	0	0	0	0
General Revenues-CW	0	0	0	0	0	0	0	0	0	0
General Revenues-ELAPI	0	0	0	0	0	0	0	0	0	0
General Revenues-R3M	0	0	0	0	0	0	0	0	0	0
General Revenues-UA	0	0	0	0	0	0	0	0	0	0
Grants & County Match	0	0	0	0	0	0	0	0	0	0
Impact Fees	0	0	0	0	0	0	0	0	0	0
Other	0	0	0	0	0	0	0	0	0	0
Subtotal FY 26			$5,309	$0						
Total	**$6,000**	**$691**	**$5,309**		**$0**	**$0**	**$0**	**$0**	**$0**	**$0**

Uses of Funds (in $000s):	Total Estimated Cost	Prior Expenses	FY 26 Carryforward	FY 26 Additional	FY 27	FY 28	FY 29	FY 30	FY 31	Future
Capital [1]	$6,000	$691	$5,309	$0	$0	$0	$0	$0	$0	$0
Contributions [2]	0	0	0	0	0	0	0	0	0	0
Non-Capital [3]	0	0	0	0	0	0	0	0	0	0
Subtotal FY 26			$5,309	$0						
Total	**$6,000**	**$691**	**$5,309**		**$0**	**$0**	**$0**	**$0**	**$0**	**$0**

[1] Capital includes, but is not limited to, expenses related to capitalizable Development, Design, Land Acquisition, Equipment, Construction and Administration required to complete the project.
[2] Contributions includes, but is not limited to, funding through an agreement to other Government Agencies, Youth Organizations, Cultural Service Organizations and other Non-Profit Organizations.
[3] Non-Capital includes, but is not limited to, expenses related to Building Maintenance, Grounds & Landscaping Maintenance, Non-Capitalizable Equipment and other Professional Services.

PROJECT TITLE:
EMANUEL JOHNSON PARK SPLASH PAD
CIE REQUIREMENTS: Y
LEVEL OF SERVICE IMPACT: E

PROJECT NUMBER: C83652000

PROGRAM: PARKS

PROJECT DESCRIPTION:
The project includes design and construction of a new splash pad at the existing Emanuel P. Johnson Recreation Center located at 5855 S. 78th Street, Tampa, FL 33619. Scope includes supporting infrastucture and amenities such as benches, trash receptacles and water fountains as budget will allow.

Neighborhood Community Area:
Greater Palm River

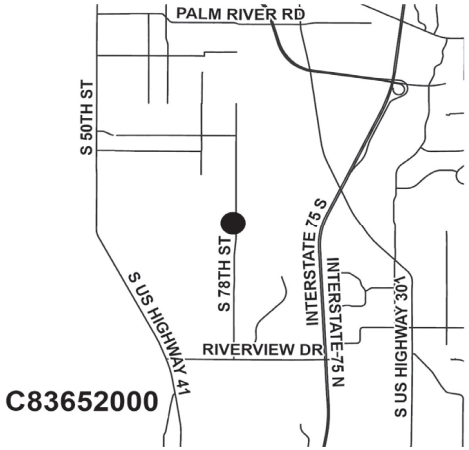

OPERATING COST IMPACT:
Operating cost is estimated to be an additional $85,000 per year.

PROJECT COMPLETION DATE: Post Construction

Sources of Funds (in $000s):	Total Estimated Sources	Prior Funding	FY 26 Carryforward	FY 26 Additional	FY 27	FY 28	FY 29	FY 30	FY 31	Future
ARP Funds	$0	$0	$0	$0	$0	$0	$0	$0	$0	$0
Boat Fees	0	0	0	0	0	0	0	0	0	0
Community Invest. Tax IV	0	0	0	0	0	0	0	0	0	0
Financing	0	0	0	0	0	0	0	0	0	0
General Revenues-CW	0	0	0	0	0	0	0	0	0	0
General Revenues-ELAPI	0	0	0	0	0	0	0	0	0	0
General Revenues-R3M	0	0	0	0	0	0	0	0	0	0
General Revenues-UA	1,000	998	2	0	0	0	0	0	0	0
Grants & County Match	0	0	0	0	0	0	0	0	0	0
Impact Fees	0	0	0	0	0	0	0	0	0	0
Other	0	0	0	0	0	0	0	0	0	0
Subtotal FY 26			$2	$0						
Total	**$1,000**	**$998**	**$2**		**$0**	**$0**	**$0**	**$0**	**$0**	**$0**

Uses of Funds (in $000s):	Total Estimated Cost	Prior Expenses	FY 26 Carryforward	FY 26 Additional	FY 27	FY 28	FY 29	FY 30	FY 31	Future
Capital [1]	$1,000	$998	$2	$0	$0	$0	$0	$0	$0	$0
Contributions [2]	0	0	0	0	0	0	0	0	0	0
Non-Capital [3]	0	0	0	0	0	0	0	0	0	0
Subtotal FY 26			$2	$0						
Total	**$1,000**	**$998**	**$2**		**$0**	**$0**	**$0**	**$0**	**$0**	**$0**

[1] Capital includes, but is not limited to, expenses related to capitalizable Development, Design, Land Acquisition, Equipment, Construction and Administration required to complete the project.
[2] Contributions includes, but is not limited to, funding through an agreement to other Government Agencies, Youth Organizations, Cultural Service Organizations and other Non-Profit Organizations.
[3] Non-Capital includes, but is not limited to, expenses related to Building Maintenance, Grounds & Landscaping Maintenance, Non-Capitalizable Equipment and other Professional Services.

PROJECT TITLE:
GREATER HILLSBOROUGH COUNTY FAIR ASSOCIATION CONTRIBUTION
CIE REQUIREMENTS: Y
LEVEL OF SERVICE IMPACT: M

PROJECT NUMBER: C83703000

PROGRAM: PARKS

PROJECT DESCRIPTION:
Contribution of $80,000 to the Greater Hillsborough County Fair Association for the purpose of constructing a sidewalk along Sydney Washer Road.

Neighborhood Community Area:
East Rural

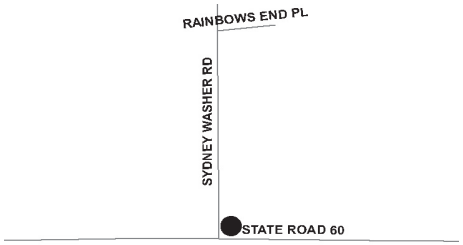

OPERATING COST IMPACT:
There is no annual operating costs to the county.

PROJECT COMPLETION DATE: Contribution

Sources of Funds (in $000s):	Total Estimated Sources	Prior Funding	FY 26 Carryforward	FY 26 Additional	FY 27	FY 28	FY 29	FY 30	FY 31	Future
ARP Funds	$0	$0	$0	$0	$0	$0	$0	$0	$0	$0
Boat Fees	0	0	0	0	0	0	0	0	0	0
Community Invest. Tax IV	0	0	0	0	0	0	0	0	0	0
Financing	0	0	0	0	0	0	0	0	0	0
General Revenues-CW	80	0	80	0	0	0	0	0	0	0
General Revenues-ELAPI	0	0	0	0	0	0	0	0	0	0
General Revenues-R3M	0	0	0	0	0	0	0	0	0	0
General Revenues-UA	0	0	0	0	0	0	0	0	0	0
Grants & County Match	0	0	0	0	0	0	0	0	0	0
Impact Fees	0	0	0	0	0	0	0	0	0	0
Other	0	0	0	0	0	0	0	0	0	0
Subtotal FY 26			$80	$0						
Total	**$80**	**$0**	**$80**		**$0**	**$0**	**$0**	**$0**	**$0**	**$0**

Uses of Funds (in $000s):	Total Estimated Cost	Prior Expenses	FY 26 Carryforward	FY 26 Additional	FY 27	FY 28	FY 29	FY 30	FY 31	Future
Capital [1]	$0	$0	$0	$0	$0	$0	$0	$0	$0	$0
Contributions [2]	80	0	80	0	0	0	0	0	0	0
Non-Capital [3]	0	0	0	0	0	0	0	0	0	0
Subtotal FY 26			$80	$0						
Total	**$80**	**$0**	**$80**		**$0**	**$0**	**$0**	**$0**	**$0**	**$0**

[1] Capital includes, but is not limited to, expenses related to capitalizable Development, Design, Land Acquisition, Equipment, Construction and Administration required to complete the project.
[2] Contributions includes, but is not limited to, funding through an agreement to other Government Agencies, Youth Organizations, Cultural Service Organizations and other Non-Profit Organizations.
[3] Non-Capital includes, but is not limited to, expenses related to Building Maintenance, Grounds & Landscaping Maintenance, Non-Capitalizable Equipment and other Professional Services.

PROJECT TITLE:
HI 5, INC. CAPITAL CONTRIBUTION
CIE REQUIREMENTS: Y
LEVEL OF SERVICE IMPACT: M

PROJECT NUMBER: C83713000

PROGRAM: PARKS

PROJECT DESCRIPTION:
Contribution of $317,100 to Hi 5, Inc. for capital improvements to the facility.

Neighborhood Community Area:
Brandon

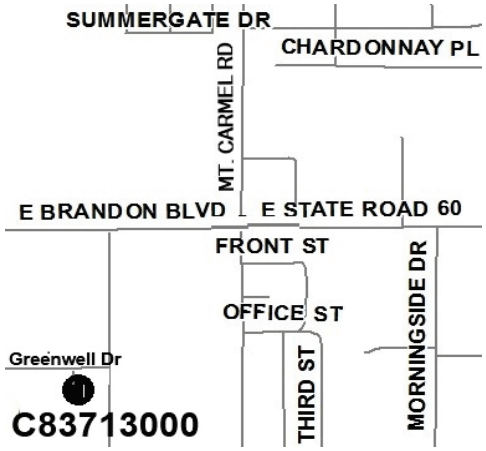

OPERATING COST IMPACT:
There is no annual operating costs to the county.

PROJECT COMPLETION DATE: Contribution

Sources of Funds (in $000s):	Total Estimated Sources	Prior Funding	FY 26 Carryforward	FY 26 Additional	FY 27	FY 28	FY 29	FY 30	FY 31	Future
ARP Funds	$0	$0	$0	$0	$0	$0	$0	$0	$0	$0
Boat Fees	0	0	0	0	0	0	0	0	0	0
Community Invest. Tax IV	0	0	0	0	0	0	0	0	0	0
Financing	0	0	0	0	0	0	0	0	0	0
General Revenues-CW	317	0	0	317	0	0	0	0	0	0
General Revenues-ELAPI	0	0	0	0	0	0	0	0	0	0
General Revenues-R3M	0	0	0	0	0	0	0	0	0	0
General Revenues-UA	0	0	0	0	0	0	0	0	0	0
Grants & County Match	0	0	0	0	0	0	0	0	0	0
Impact Fees	0	0	0	0	0	0	0	0	0	0
Other	0	0	0	0	0	0	0	0	0	0
Subtotal FY 26			$0	$317						
Total	**$317**	**$0**	**$317**		**$0**	**$0**	**$0**	**$0**	**$0**	**$0**

Uses of Funds (in $000s):	Total Estimated Cost	Prior Expenses	FY 26 Carryforward	FY 26 Additional	FY 27	FY 28	FY 29	FY 30	FY 31	Future
Capital [1]	$0	$0	$0	$0	$0	$0	$0	$0	$0	$0
Contributions [2]	317	0	0	317	0	0	0	0	0	0
Non-Capital [3]	0	0	0	0	0	0	0	0	0	0
Subtotal FY 26			$0	$317						
Total	**$317**	**$0**	**$317**		**$0**	**$0**	**$0**	**$0**	**$0**	**$0**

[1] Capital includes, but is not limited to, expenses related to capitalizable Development, Design, Land Acquisition, Equipment, Construction and Administration required to complete the project.
[2] Contributions includes, but is not limited to, funding through an agreement to other Government Agencies, Youth Organizations, Cultural Service Organizations and other Non-Profit Organizations.
[3] Non-Capital includes, but is not limited to, expenses related to Building Maintenance, Grounds & Landscaping Maintenance, Non-Capitalizable Equipment and other Professional Services.

PROJECT TITLE:
INDOOR ATHLETIC FACILITY
CIE REQUIREMENTS: Y
LEVEL OF SERVICE IMPACT: F

PROJECT NUMBER: C83312000

PROGRAM: PARKS

PROJECT DESCRIPTION:
The BOCC approved $2 million for a potential indoor athletic facility. The location selected is at the existing MOSI property on Fowler Avenue which is to be redeveloped for various uses. Scope and additional funding for the indoor facility are to be determined.

Neighborhood Community Area:
To Be Determined

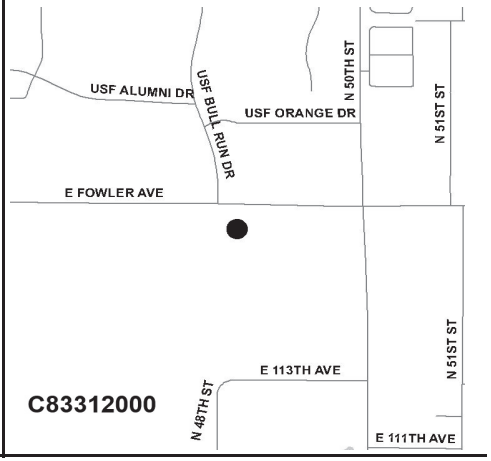

OPERATING COST IMPACT:
Operating cost impact to be determined in the future.

PROJECT COMPLETION DATE: TBD

Sources of Funds (in $000s):	Total Estimated Sources	Prior Funding	FY 26 Carryforward	FY 26 Additional	FY 27	FY 28	FY 29	FY 30	FY 31	Future
ARP Funds	$0	$0	$0	$0	$0	$0	$0	$0	$0	$0
Boat Fees	0	0	0	0	0	0	0	0	0	0
Community Invest. Tax IV	0	0	0	0	0	0	0	0	0	0
Financing	0	0	0	0	0	0	0	0	0	0
General Revenues-CW	0	0	0	0	0	0	0	0	0	0
General Revenues-ELAPI	0	0	0	0	0	0	0	0	0	0
General Revenues-R3M	0	0	0	0	0	0	0	0	0	0
General Revenues-UA	0	0	0	0	0	0	0	0	0	0
Grants & County Match	0	0	0	0	0	0	0	0	0	0
Impact Fees	0	0	0	0	0	0	0	0	0	0
Other	2,000	0	2,000	0	0	0	0	0	0	0
Subtotal FY 26			$2,000	$0						
Total	**$2,000**	**$0**	**$2,000**		**$0**	**$0**	**$0**	**$0**	**$0**	**$0**

Uses of Funds (in $000s):	Total Estimated Cost	Prior Expenses	FY 26 Carryforward	FY 26 Additional	FY 27	FY 28	FY 29	FY 30	FY 31	Future
Capital [1]	$2,000	$0	$2,000	$0	$0	$0	$0	$0	$0	$0
Contributions [2]	0	0	0	0	0	0	0	0	0	0
Non-Capital [3]	0	0	0	0	0	0	0	0	0	0
Subtotal FY 26			$2,000	$0						
Total	**$2,000**	**$0**	**$2,000**		**$0**	**$0**	**$0**	**$0**	**$0**	**$0**

[1] Capital includes, but is not limited to, expenses related to capitalizable Development, Design, Land Acquisition, Equipment, Construction and Administration required to complete the project.
[2] Contributions includes, but is not limited to, funding through an agreement to other Government Agencies, Youth Organizations, Cultural Service Organizations and other Non-Profit Organizations.
[3] Non-Capital includes, but is not limited to, expenses related to Building Maintenance, Grounds & Landscaping Maintenance, Non-Capitalizable Equipment and other Professional Services.

PROJECT TITLE:
JAN K PLATT (ELAPP) PROPERTY ACQUISITION CAPITAL PROJECT (MP)
CIE REQUIREMENTS: Y
LEVEL OF SERVICE IMPACT: F

PROJECT NUMBER: C89900000

PROGRAM: PARKS

PROJECT DESCRIPTION:
This project represents available funds to preserve and buy environmentally sensitive and significant lands throughout Hillsborough County that have been approved for preservation through the Jan K. Platt Environmental Lands Acquisition and Protection Program (ELAPP).

Neighborhood Community Area:
Countywide

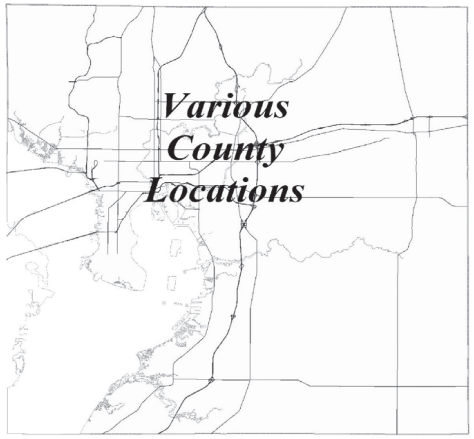

OPERATING COST IMPACT:
Operating cost is to be determined based on land acquisition.

PROJECT COMPLETION DATE: Ongoing

Sources of Funds (in $000s):	Total Estimated Sources	Prior Funding	FY 26 Carryforward	FY 26 Additional	FY 27	FY 28	FY 29	FY 30	FY 31	Future
ARP Funds	$0	$0	$0	$0	$0	$0	$0	$0	$0	$0
Boat Fees	0	0	0	0	0	0	0	0	0	0
Community Invest. Tax IV	0	0	0	0	0	0	0	0	0	0
Financing	119,069	98,773	20,296	0	0	0	0	0	0	0
General Revenues-CW	0	0	0	0	0	0	0	0	0	0
General Revenues-ELAPI	3,250	131	3,119	0	0	0	0	0	0	0
General Revenues-R3M	0	0	0	0	0	0	0	0	0	0
General Revenues-UA	0	0	0	0	0	0	0	0	0	0
Grants & County Match	3,791	3,291	500	0	0	0	0	0	0	0
Impact Fees	0	0	0	0	0	0	0	0	0	0
Other	0	0	0	0	0	0	0	0	0	0
Subtotal FY 26			$23,915	$0						
Total	**$126,110**	**$102,195**	**$23,915**		**$0**	**$0**	**$0**	**$0**	**$0**	**$0**

Uses of Funds (in $000s):	Total Estimated Cost	Prior Expenses	FY 26 Carryforward	FY 26 Additional	FY 27	FY 28	FY 29	FY 30	FY 31	Future
Capital [1]	$126,110	$102,195	$23,915	$0	$0	$0	$0	$0	$0	$0
Contributions [2]	0	0	0	0	0	0	0	0	0	0
Non-Capital [3]	0	0	0	0	0	0	0	0	0	0
Subtotal FY 26			$23,915	$0						
Total	**$126,110**	**$102,195**	**$23,915**		**$0**	**$0**	**$0**	**$0**	**$0**	**$0**

[1] Capital includes, but is not limited to, expenses related to capitalizable Development, Design, Land Acquisition, Equipment, Construction and Administration required to complete the project.
[2] Contributions includes, but is not limited to, funding through an agreement to other Government Agencies, Youth Organizations, Cultural Service Organizations and other Non-Profit Organizations.
[3] Non-Capital includes, but is not limited to, expenses related to Building Maintenance, Grounds & Landscaping Maintenance, Non-Capitalizable Equipment and other Professional Services.

PROJECT TITLE: **PROJECT NUMBER: C89200000**

JAN K PLATT (ELAPP) PROPERTY RESTORATION CAPITAL PROJECT (MP)

CIE REQUIREMENTS: Y

LEVEL OF SERVICE IMPACT: F **PROGRAM: PARKS**

PROJECT DESCRIPTION:

This project represents available funds for the restoration of environmentally sensitive and significant lands throughout Hillsborough County that have been approved for preservation through the Jan K. Platt Environmental Lands Acquisition and Protection Program (ELAPP).

Neighborhood Community Area:

Countywide

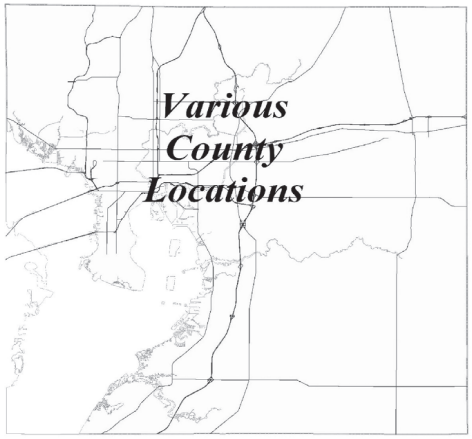

OPERATING COST IMPACT:

Operating cost is to be determined based on land acquisition.

PROJECT COMPLETION DATE: Ongoing

Sources of Funds (in $000s):	Total Estimated Sources	Prior Funding	FY 26 Carryforward	FY 26 Additional	FY 27	FY 28	FY 29	FY 30	FY 31	Future
ARP Funds	$0	$0	$0	$0	$0	$0	$0	$0	$0	$0
Boat Fees	0	0	0	0	0	0	0	0	0	0
Community Invest. Tax IV	0	0	0	0	0	0	0	0	0	0
Financing	8,636	1,162	7,474	0	0	0	0	0	0	0
General Revenues-CW	0	0	0	0	0	0	0	0	0	0
General Revenues-ELAPI	25,069	12,506	11,496	267	267	267	267	0	0	0
General Revenues-R3M	0	0	0	0	0	0	0	0	0	0
General Revenues-UA	0	0	0	0	0	0	0	0	0	0
Grants & County Match	3,173	1,020	2,153	0	0	0	0	0	0	0
Impact Fees	0	0	0	0	0	0	0	0	0	0
Other	9,671	527	9,144	0	0	0	0	0	0	0
Subtotal FY 26			$30,267	$267						
Total	**$46,549**	**$15,216**	**$30,534**		**$267**	**$267**	**$267**	**$0**	**$0**	**$0**

Uses of Funds (in $000s):	Total Estimated Cost	Prior Expenses	FY 26 Carryforward	FY 26 Additional	FY 27	FY 28	FY 29	FY 30	FY 31	Future
Capital [1]	$18,715	$4,978	$12,670	$267	$267	$267	$267	$0	$0	$0
Contributions [2]	0	0	0	0	0	0	0	0	0	0
Non-Capital [3]	27,835	10,238	17,597	0	0	0	0	0	0	0
Subtotal FY 26			$30,267	$267						
Total	**$46,549**	**$15,216**	**$30,534**		**$267**	**$267**	**$267**	**$0**	**$0**	**$0**

[1] Capital includes, but is not limited to, expenses related to capitalizable Development, Design, Land Acquisition, Equipment, Construction and Administration required to complete the project.

[2] Contributions includes, but is not limited to, funding through an agreement to other Government Agencies, Youth Organizations, Cultural Service Organizations and other Non-Profit Organizations.

[3] Non-Capital includes, but is not limited to, expenses related to Building Maintenance, Grounds & Landscaping Maintenance, Non-Capitalizable Equipment and other Professional Services.

PROJECT TITLE: **PROJECT NUMBER: C83650000**

KENLY PARK SPLASH PAD

CIE REQUIREMENTS: Y

LEVEL OF SERVICE IMPACT: E **PROGRAM: PARKS**

PROJECT DESCRIPTION:

The project includes design and construction of a walking trail, a new splash pad and associated site improvements at the existing Kenly Park located at 3101 N. 66th Street, Tampa. Scope includes supporting infrastructure and amenities such as sidewalks, benches, trash receptacles as budget will allow.

Neighborhood Community Area:

East Lake Orient Park

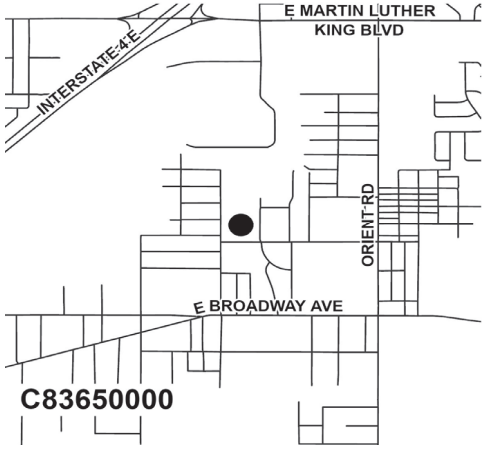

OPERATING COST IMPACT:

Operating cost is estimated to be an additional $85,000 per year.

PROJECT COMPLETION DATE: Oct 2026

Sources of Funds (in $000s):	Total Estimated Sources	Prior Funding	FY 26 Carryforward	FY 26 Additional	FY 27	FY 28	FY 29	FY 30	FY 31	Future
ARP Funds	$0	$0	$0	$0	$0	$0	$0	$0	$0	$0
Boat Fees	0	0	0	0	0	0	0	0	0	0
Community Invest. Tax IV	0	0	0	0	0	0	0	0	0	0
Financing	0	0	0	0	0	0	0	0	0	0
General Revenues-CW	0	0	0	0	0	0	0	0	0	0
General Revenues-ELAPI	0	0	0	0	0	0	0	0	0	0
General Revenues-R3M	0	0	0	0	0	0	0	0	0	0
General Revenues-UA	850	91	759	0	0	0	0	0	0	0
Grants & County Match	0	0	0	0	0	0	0	0	0	0
Impact Fees	650	58	392	200	0	0	0	0	0	0
Other	0	0	0	0	0	0	0	0	0	0
Subtotal FY 26			$1,150	$200						
Total	**$1,500**	**$150**	**$1,350**		**$0**	**$0**	**$0**	**$0**	**$0**	**$0**

Uses of Funds (in $000s):	Total Estimated Cost	Prior Expenses	FY 26 Carryforward	FY 26 Additional	FY 27	FY 28	FY 29	FY 30	FY 31	Future
Capital [1]	$1,500	$150	$1,150	$200	$0	$0	$0	$0	$0	$0
Contributions [2]	0	0	0	0	0	0	0	0	0	0
Non-Capital [3]	0	0	0	0	0	0	0	0	0	0
Subtotal FY 26			$1,150	$200						
Total	**$1,500**	**$150**	**$1,350**		**$0**	**$0**	**$0**	**$0**	**$0**	**$0**

[1] Capital includes, but is not limited to, expenses related to capitalizable Development, Design, Land Acquisition, Equipment, Construction and Administration required to complete the project.

[2] Contributions includes, but is not limited to, funding through an agreement to other Government Agencies, Youth Organizations, Cultural Service Organizations and other Non-Profit Organizations.

[3] Non-Capital includes, but is not limited to, expenses related to Building Maintenance, Grounds & Landscaping Maintenance, Non-Capitalizable Equipment and other Professional Services.

PROJECT TITLE:
KINGS FOREST PARK IMPROVEMENTS
CIE REQUIREMENTS: Y
LEVEL OF SERVICE IMPACT: F

PROJECT NUMBER: C83674000

PROGRAM: PARKS

PROJECT DESCRIPTION:
The project is for the design and construction of improvements to the existing Kings Forest Park.

Neighborhood Community Area:
East Lake Orient Park

OPERATING COST IMPACT:
Operating cost impact to be determined in the future.

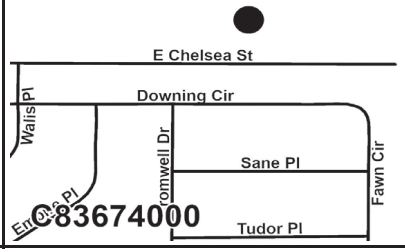

PROJECT COMPLETION DATE: Jun 2027

Sources of Funds (in $000s):	Total Estimated Sources	Prior Funding	FY 26 Carryforward	FY 26 Additional	FY 27	FY 28	FY 29	FY 30	FY 31	Future
ARP Funds	$0	$0	$0	$0	$0	$0	$0	$0	$0	$0
Boat Fees	0	0	0	0	0	0	0	0	0	0
Community Invest. Tax IV	3,000	173	2,577	250	0	0	0	0	0	0
Financing	0	0	0	0	0	0	0	0	0	0
General Revenues-CW	0	0	0	0	0	0	0	0	0	0
General Revenues-ELAPI	0	0	0	0	0	0	0	0	0	0
General Revenues-R3M	0	0	0	0	0	0	0	0	0	0
General Revenues-UA	0	0	0	0	0	0	0	0	0	0
Grants & County Match	0	0	0	0	0	0	0	0	0	0
Impact Fees	0	0	0	0	0	0	0	0	0	0
Other	0	0	0	0	0	0	0	0	0	0
Subtotal FY 26			$2,577	$250						
Total	**$3,000**	**$173**	**$2,827**		**$0**	**$0**	**$0**	**$0**	**$0**	**$0**

Uses of Funds (in $000s):	Total Estimated Cost	Prior Expenses	FY 26 Carryforward	FY 26 Additional	FY 27	FY 28	FY 29	FY 30	FY 31	Future
Capital [1]	$3,000	$173	$2,577	$250	$0	$0	$0	$0	$0	$0
Contributions [2]	0	0	0	0	0	0	0	0	0	0
Non-Capital [3]	0	0	0	0	0	0	0	0	0	0
Subtotal FY 26			$2,577	$250						
Total	**$3,000**	**$173**	**$2,827**		**$0**	**$0**	**$0**	**$0**	**$0**	**$0**

[1] Capital includes, but is not limited to, expenses related to capitalizable Development, Design, Land Acquisition, Equipment, Construction and Administration required to complete the project.
[2] Contributions includes, but is not limited to, funding through an agreement to other Government Agencies, Youth Organizations, Cultural Service Organizations and other Non-Profit Organizations.
[3] Non-Capital includes, but is not limited to, expenses related to Building Maintenance, Grounds & Landscaping Maintenance, Non-Capitalizable Equipment and other Professional Services.

PROJECT TITLE:
KINGS FOREST PARK SPLASH PAD - ARP ACT 3 FUNDS
CIE REQUIREMENTS: Y
LEVEL OF SERVICE IMPACT: F

PROJECT NUMBER: C83677000

PROGRAM: PARKS

PROJECT DESCRIPTION:
The project is for the design and construction of a splash pad and associated improvements at the existing Kings Forest Park.

Neighborhood Community Area:
East Lake Orient Park

OPERATING COST IMPACT:
Operating cost is estimated to be an additional $85,000 per year.

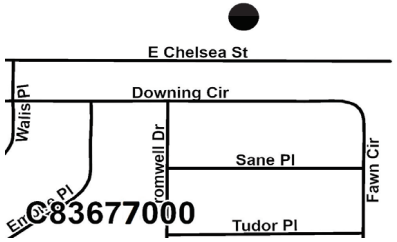

PROJECT COMPLETION DATE: Oct 2025

Sources of Funds (in $000s):	Total Estimated Sources	Prior Funding	FY 26 Carryforward	FY 26 Additional	FY 27	FY 28	FY 29	FY 30	FY 31	Future
ARP Funds	$900	$835	$65	$0	$0	$0	$0	$0	$0	$0
Boat Fees	0	0	0	0	0	0	0	0	0	0
Community Invest. Tax IV	0	0	0	0	0	0	0	0	0	0
Financing	0	0	0	0	0	0	0	0	0	0
General Revenues-CW	0	0	0	0	0	0	0	0	0	0
General Revenues-ELAPI	0	0	0	0	0	0	0	0	0	0
General Revenues-R3M	0	0	0	0	0	0	0	0	0	0
General Revenues-UA	0	0	0	0	0	0	0	0	0	0
Grants & County Match	0	0	0	0	0	0	0	0	0	0
Impact Fees	0	0	0	0	0	0	0	0	0	0
Other	0	0	0	0	0	0	0	0	0	0
Subtotal FY 26			$65	$0						
Total	**$900**	**$835**	**$65**		**$0**	**$0**	**$0**	**$0**	**$0**	**$0**

Uses of Funds (in $000s):	Total Estimated Cost	Prior Expenses	FY 26 Carryforward	FY 26 Additional	FY 27	FY 28	FY 29	FY 30	FY 31	Future
Capital [1]	$900	$835	$65	$0	$0	$0	$0	$0	$0	$0
Contributions [2]	0	0	0	0	0	0	0	0	0	0
Non-Capital [3]	0	0	0	0	0	0	0	0	0	0
Subtotal FY 26			$65	$0						
Total	**$900**	**$835**	**$65**		**$0**	**$0**	**$0**	**$0**	**$0**	**$0**

[1] Capital includes, but is not limited to, expenses related to capitalizable Development, Design, Land Acquisition, Equipment, Construction and Administration required to complete the project.
[2] Contributions includes, but is not limited to, funding through an agreement to other Government Agencies, Youth Organizations, Cultural Service Organizations and other Non-Profit Organizations.
[3] Non-Capital includes, but is not limited to, expenses related to Building Maintenance, Grounds & Landscaping Maintenance, Non-Capitalizable Equipment and other Professional Services.

PROJECT TITLE: NEW LIFE VILLAGE SPLASH PAD SHADE STRUCTURE CONTRIBUTION
PROJECT NUMBER: C83701000
CIE REQUIREMENTS: Y
LEVEL OF SERVICE IMPACT: M
PROGRAM: PARKS

PROJECT DESCRIPTION:
Contribution of $21,000 to the New Life Village for the purpose of installing a shade structure over the existing splash pad.

Neighborhood Community Area:
Greater Palm River

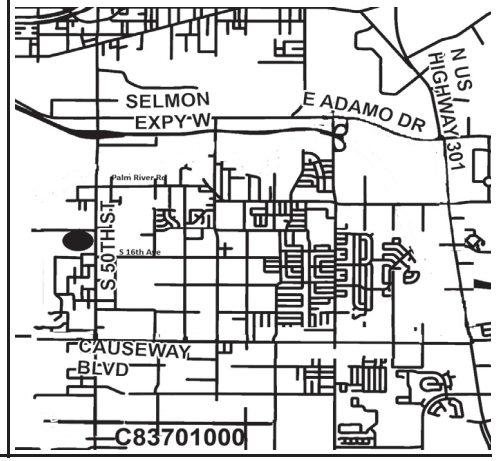

OPERATING COST IMPACT:
There is no annual operating costs to the county.

PROJECT COMPLETION DATE: Contribution

Sources of Funds ($000s):	Total Estimated Sources	Prior Funding	FY 26 Carryforward	FY 26 Additional	FY 27	FY 28	FY 29	FY 30	FY 31	Future
ARP Funds	$0	$0	$0	$0	$0	$0	$0	$0	$0	$0
Boat Fees	0	0	0	0	0	0	0	0	0	0
Community Invest. Tax IV	0	0	0	0	0	0	0	0	0	0
Financing	0	0	0	0	0	0	0	0	0	0
General Revenues-CW	21	0	21	0	0	0	0	0	0	0
General Revenues-ELAPI	0	0	0	0	0	0	0	0	0	0
General Revenues-R3M	0	0	0	0	0	0	0	0	0	0
General Revenues-UA	0	0	0	0	0	0	0	0	0	0
Grants & County Match	0	0	0	0	0	0	0	0	0	0
Impact Fees	0	0	0	0	0	0	0	0	0	0
Other	0	0	0	0	0	0	0	0	0	0
Subtotal FY 26			$21	$0						
Total	**$21**	**$0**	**$21**		**$0**	**$0**	**$0**	**$0**	**$0**	**$0**

Uses of Funds ($000s):	Total Estimated Cost	Prior Expenses	FY 26 Carryforward	FY 26 Additional	FY 27	FY 28	FY 29	FY 30	FY 31	Future
Capital [1]	$0	$0	$0	$0	$0	$0	$0	$0	$0	$0
Contributions [2]	21	0	21	0	0	0	0	0	0	0
Non-Capital [3]	0	0	0	0	0	0	0	0	0	0
Subtotal FY 26			$21	$0						
Total	**$21**	**$0**	**$21**		**$0**	**$0**	**$0**	**$0**	**$0**	**$0**

[1] Capital includes, but is not limited to, expenses related to capitalizable Development, Design, Land Acquisition, Equipment, Construction and Administration required to complete the project.
[2] Contributions includes, but is not limited to, funding through an agreement to other Government Agencies, Youth Organizations, Cultural Service Organizations and other Non-Profit Organizations.
[3] Non-Capital includes, but is not limited to, expenses related to Building Maintenance, Grounds & Landscaping Maintenance, Non-Capitalizable Equipment and other Professional Services.

PROJECT TITLE: NEW TAMPA PERFORMING ARTS CENTER
PROJECT NUMBER: C83259000
CIE REQUIREMENTS: Y
LEVEL OF SERVICE IMPACT: F
PROGRAM: PARKS

PROJECT DESCRIPTION:
Design and construct a new 20,000 Sq Ft civic building (expandable to 30,000 sq ft in the future) to serve as a cultural/community center as part of the New Tampa Community. The County-owned property is located at the intersection of Bruce B. Downs Boulevard and Hunter's Green Drive and was developed under a Public Private Partnership (P3) Development. The developer provided a "pad ready" site with the requisite infrastructure for the Perfoming Arts Center.

Neighborhood Community Area:
City of Tampa

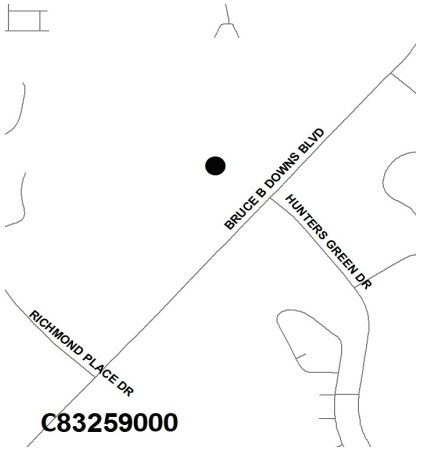

OPERATING COST IMPACT:
Operating cost is apprcimately $1 million, not including estimated revenues.

PROJECT COMPLETION DATE: Post Construction

Sources of Funds ($000s):	Total Estimated Sources	Prior Funding	FY 26 Carryforward	FY 26 Additional	FY 27	FY 28	FY 29	FY 30	FY 31	Future
ARP Funds	$0	$0	$0	$0	$0	$0	$0	$0	$0	$0
Boat Fees	0	0	0	0	0	0	0	0	0	0
Community Invest. Tax IV	0	0	0	0	0	0	0	0	0	0
Financing	7,868	7,868	0	0	0	0	0	0	0	0
General Revenues-CW	1,262	1,058	179	25	0	0	0	0	0	0
General Revenues-ELAPI	0	0	0	0	0	0	0	0	0	0
General Revenues-R3M	0	0	0	0	0	0	0	0	0	0
General Revenues-UA	0	0	0	0	0	0	0	0	0	0
Grants & County Match	0	0	0	0	0	0	0	0	0	0
Impact Fees	0	0	0	0	0	0	0	0	0	0
Other	0	0	0	0	0	0	0	0	0	0
Subtotal FY 26			$179	$25						
Total	**$9,130**	**$8,927**	**$204**		**$0**	**$0**	**$0**	**$0**	**$0**	**$0**

Uses of Funds ($000s):	Total Estimated Cost	Prior Expenses	FY 26 Carryforward	FY 26 Additional	FY 27	FY 28	FY 29	FY 30	FY 31	Future
Capital [1]	$9,133	$8,930	$179	$25	$0	$0	$0	$0	$0	$0
Contributions [2]	0	0	0	0	0	0	0	0	0	0
Non-Capital [3]	(3)	(3)	0	0	0	0	0	0	0	0
Subtotal FY 26			$179	$25						
Total	**$9,130**	**$8,927**	**$204**		**$0**	**$0**	**$0**	**$0**	**$0**	**$0**

[1] Capital includes, but is not limited to, expenses related to capitalizable Development, Design, Land Acquisition, Equipment, Construction and Administration required to complete the project.
[2] Contributions includes, but is not limited to, funding through an agreement to other Government Agencies, Youth Organizations, Cultural Service Organizations and other Non-Profit Organizations.
[3] Non-Capital includes, but is not limited to, expenses related to Building Maintenance, Grounds & Landscaping Maintenance, Non-Capitalizable Equipment and other Professional Services.

PROJECT TITLE:
PALM RIVER PARK IMPROVEMENTS PH 1 (CDBG)
CIE REQUIREMENTS: Y
LEVEL OF SERVICE IMPACT: F

PROJECT NUMBER: C83691000

PROGRAM: PARKS

PROJECT DESCRIPTION:
Project Includes various improvements to the existing Palm River Park located at 725 S. 58th Street. Tampa, FL 33619. Phase I scope includes a new playground, walking trail, and shelter. Master Plan and shematic design for a future recreation building and splash pad will be developed as part of Phase I.

Neighborhood Community Area:
Greater Palm River

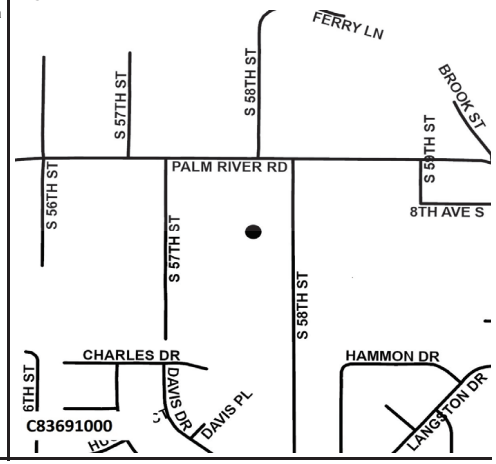

OPERATING COST IMPACT:
No significant change in annual operating costs is anticipated.

PROJECT COMPLETION DATE: TBD

Sources of Funds (in $000s):	Total Estimated Sources	Prior Funding	FY 26 Carryforward	FY 26 Additional	FY 27	FY 28	FY 29	FY 30	FY 31	Future
ARP Funds	$0	$0	$0	$0	$0	$0	$0	$0	$0	$0
Boat Fees	0	0	0	0	0	0	0	0	0	0
Community Invest. Tax IV	0	0	0	0	0	0	0	0	0	0
Financing	0	0	0	0	0	0	0	0	0	0
General Revenues-CW	0	0	0	0	0	0	0	0	0	0
General Revenues-ELAPI	0	0	0	0	0	0	0	0	0	0
General Revenues-R3M	0	0	0	0	0	0	0	0	0	0
General Revenues-UA	43	0	0	43	0	0	0	0	0	0
Grants & County Match	1,000	0	0	1,000	0	0	0	0	0	0
Impact Fees	300	0	50	250	0	0	0	0	0	0
Other	0	0	0	0	0	0	0	0	0	0
Subtotal FY 26			$50	$1,293						
Total	**$1,343**	**$0**	**$1,343**		**$0**	**$0**	**$0**	**$0**	**$0**	**$0**

Uses of Funds (in $000s):	Total Estimated Cost	Prior Expenses	FY 26 Carryforward	FY 26 Additional	FY 27	FY 28	FY 29	FY 30	FY 31	Future
Capital [1]	$1,343	$0	$50	$1,293	$0	$0	$0	$0	$0	$0
Contributions [2]	0	0	0	0	0	0	0	0	0	0
Non-Capital [3]	0	0	0	0	0	0	0	0	0	0
Subtotal FY 26			$50	$1,293						
Total	**$1,343**	**$0**	**$1,343**		**$0**	**$0**	**$0**	**$0**	**$0**	**$0**

[1] Capital includes, but is not limited to, expenses related to capitalizable Development, Design, Land Acquisition, Equipment, Construction and Administration required to complete the project.
[2] Contributions includes, but is not limited to, funding through an agreement to other Government Agencies, Youth Organizations, Cultural Service Organizations and other Non-Profit Organizations.
[3] Non-Capital includes, but is not limited to, expenses related to Building Maintenance, Grounds & Landscaping Maintenance, Non-Capitalizable Equipment and other Professional Services.

PROJECT TITLE:
PARKS ADA SAFETY IMPROVEMENTS (MP)
CIE REQUIREMENTS: Y
LEVEL OF SERVICE IMPACT: M

PROJECT NUMBER: C83306000

PROGRAM: PARKS

PROJECT DESCRIPTION:
The goal of the 2018 Parks and Recreation Department ADA Transition Plan is to bring all Hillsborough County park properties to meet the 2010 ADA Standards for Accessible Design. The project will provide ADA upgrades to various parks as budget will allow.

Neighborhood Community Area:
Countywide

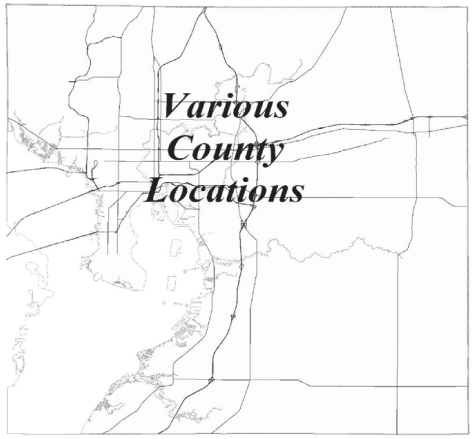

OPERATING COST IMPACT:
No significant change in annual operating costs is anticipated.

PROJECT COMPLETION DATE: Various

Sources of Funds (in $000s):	Total Estimated Sources	Prior Funding	FY 26 Carryforward	FY 26 Additional	FY 27	FY 28	FY 29	FY 30	FY 31	Future
ARP Funds	$0	$0	$0	$0	$0	$0	$0	$0	$0	$0
Boat Fees	0	0	0	0	0	0	0	0	0	0
Community Invest. Tax IV	0	0	0	0	0	0	0	0	0	0
Financing	0	0	0	0	0	0	0	0	0	0
General Revenues-CW	0	0	0	0	0	0	0	0	0	0
General Revenues-ELAPI	0	0	0	0	0	0	0	0	0	0
General Revenues-R3M	0	0	0	0	0	0	0	0	0	0
General Revenues-UA	6,875	1,971	3,564	670	670	0	0	0	0	0
Grants & County Match	0	0	0	0	0	0	0	0	0	0
Impact Fees	0	0	0	0	0	0	0	0	0	0
Other	0	0	0	0	0	0	0	0	0	0
Subtotal FY 26			$3,564	$670						
Total	**$6,875**	**$1,971**	**$4,234**		**$670**	**$0**	**$0**	**$0**	**$0**	**$0**

Uses of Funds (in $000s):	Total Estimated Cost	Prior Expenses	FY 26 Carryforward	FY 26 Additional	FY 27	FY 28	FY 29	FY 30	FY 31	Future
Capital [1]	$0	$0	$0	$0	$0	$0	$0	$0	$0	$0
Contributions [2]	0	0	0	0	0	0	0	0	0	0
Non-Capital [3]	6,875	1,970	3,564	670	670	0	0	0	0	0
Subtotal FY 26			$3,564	$670						
Total	**$6,875**	**$1,971**	**$4,234**		**$670**	**$0**	**$0**	**$0**	**$0**	**$0**

[1] Capital includes, but is not limited to, expenses related to capitalizable Development, Design, Land Acquisition, Equipment, Construction and Administration required to complete the project.
[2] Contributions includes, but is not limited to, funding through an agreement to other Government Agencies, Youth Organizations, Cultural Service Organizations and other Non-Profit Organizations.
[3] Non-Capital includes, but is not limited to, expenses related to Building Maintenance, Grounds & Landscaping Maintenance, Non-Capitalizable Equipment and other Professional Services.

PROJECT TITLE:
PARKS FENCING REPLACEMENT (R3M)
CIE REQUIREMENTS: Y
LEVEL OF SERVICE IMPACT: M

PROJECT NUMBER: C83690000

PROGRAM: PARKS

PROJECT DESCRIPTION:
Fencing replacement and associated site work at various Parks & Recreation facilities and sites.

Neighborhood Community Area:
Countywide

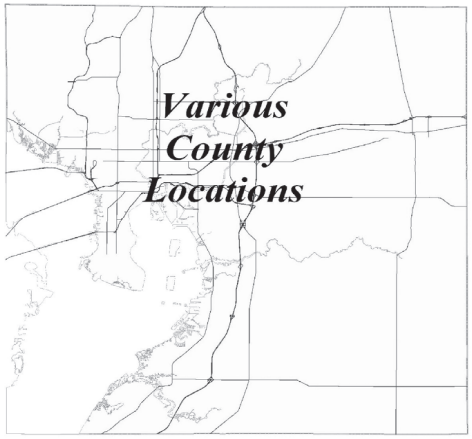

OPERATING COST IMPACT:
No significant change in annual operating costs is anticipated.

PROJECT COMPLETION DATE: Ongoing

Sources of Funds (in $000s):	Total Estimated Sources	Prior Funding	FY 26 Carryforward	FY 26 Additional	FY 27	FY 28	FY 29	FY 30	FY 31	Future
ARP Funds	$0	$0	$0	$0	$0	$0	$0	$0	$0	$0
Boat Fees	0	0	0	0	0	0	0	0	0	0
Community Invest. Tax IV	0	0	0	0	0	0	0	0	0	0
Financing	0	0	0	0	0	0	0	0	0	0
General Revenues-CW	0	0	0	0	0	0	0	0	0	0
General Revenues-ELAPI	0	0	0	0	0	0	0	0	0	0
General Revenues-R3M	500	150	350	0	0	0	0	0	0	0
General Revenues-UA	0	0	0	0	0	0	0	0	0	0
Grants & County Match	0	0	0	0	0	0	0	0	0	0
Impact Fees	0	0	0	0	0	0	0	0	0	0
Other	0	0	0	0	0	0	0	0	0	0
Subtotal FY 26			$350	$0						
Total	**$500**	**$150**	**$350**		**$0**	**$0**	**$0**	**$0**	**$0**	**$0**

Uses of Funds (in $000s):	Total Estimated Cost	Prior Expenses	FY 26 Carryforward	FY 26 Additional	FY 27	FY 28	FY 29	FY 30	FY 31	Future
Capital [1]	$0	$0	$0	$0	$0	$0	$0	$0	$0	$0
Contributions [2]	0	0	0	0	0	0	0	0	0	0
Non-Capital [3]	500	150	350	0	0	0	0	0	0	0
Subtotal FY 26			$350	$0						
Total	**$500**	**$150**	**$350**		**$0**	**$0**	**$0**	**$0**	**$0**	**$0**

[1] Capital includes, but is not limited to, expenses related to capitalizable Development, Design, Land Acquisition, Equipment, Construction and Administration required to complete the project.
[2] Contributions includes, but is not limited to, funding through an agreement to other Government Agencies, Youth Organizations, Cultural Service Organizations and other Non-Profit Organizations.
[3] Non-Capital includes, but is not limited to, expenses related to Building Maintenance, Grounds & Landscaping Maintenance, Non-Capitalizable Equipment and other Professional Services.

PROJECT TITLE:
PARKS MODULAR OFFICE REPLACEMENT (R3M)
CIE REQUIREMENTS: Y
LEVEL OF SERVICE IMPACT: M

PROJECT NUMBER: C83708000

PROGRAM: PARKS

PROJECT DESCRIPTION:
Project is for the replacement of the modular office building that has reached its life expectancy.

Neighborhood Community Area:
Greater Palm River

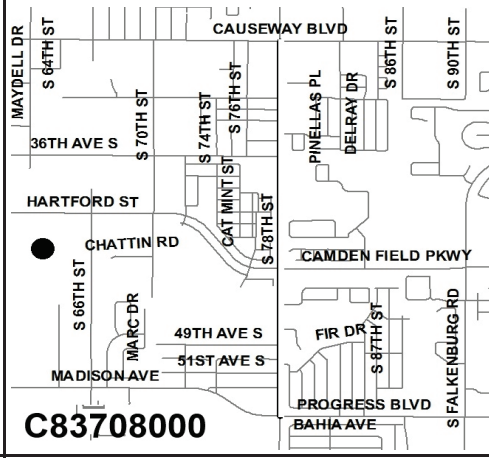

OPERATING COST IMPACT:
No significant change in annual operating costs is anticipated.

PROJECT COMPLETION DATE: Oct 2026

Sources of Funds (in $000s):	Total Estimated Sources	Prior Funding	FY 26 Carryforward	FY 26 Additional	FY 27	FY 28	FY 29	FY 30	FY 31	Future
ARP Funds	$0	$0	$0	$0	$0	$0	$0	$0	$0	$0
Boat Fees	0	0	0	0	0	0	0	0	0	0
Community Invest. Tax IV	0	0	0	0	0	0	0	0	0	0
Financing	0	0	0	0	0	0	0	0	0	0
General Revenues-CW	0	0	0	0	0	0	0	0	0	0
General Revenues-ELAPI	0	0	0	0	0	0	0	0	0	0
General Revenues-R3M	500	0	0	500	0	0	0	0	0	0
General Revenues-UA	0	0	0	0	0	0	0	0	0	0
Grants & County Match	0	0	0	0	0	0	0	0	0	0
Impact Fees	0	0	0	0	0	0	0	0	0	0
Other	0	0	0	0	0	0	0	0	0	0
Subtotal FY 26			$0	$500						
Total	**$500**	**$0**	**$500**		**$0**	**$0**	**$0**	**$0**	**$0**	**$0**

Uses of Funds (in $000s):	Total Estimated Cost	Prior Expenses	FY 26 Carryforward	FY 26 Additional	FY 27	FY 28	FY 29	FY 30	FY 31	Future
Capital [1]	$0	$0	$0	$0	$0	$0	$0	$0	$0	$0
Contributions [2]	0	0	0	0	0	0	0	0	0	0
Non-Capital [3]	500	0	0	500	0	0	0	0	0	0
Subtotal FY 26			$0	$500						
Total	**$500**	**$0**	**$500**		**$0**	**$0**	**$0**	**$0**	**$0**	**$0**

[1] Capital includes, but is not limited to, expenses related to capitalizable Development, Design, Land Acquisition, Equipment, Construction and Administration required to complete the project.
[2] Contributions includes, but is not limited to, funding through an agreement to other Government Agencies, Youth Organizations, Cultural Service Organizations and other Non-Profit Organizations.
[3] Non-Capital includes, but is not limited to, expenses related to Building Maintenance, Grounds & Landscaping Maintenance, Non-Capitalizable Equipment and other Professional Services.

PROJECT TITLE:
PARKS PLAYGROUND REPLACEMENTS (R3M) (MP)
CIE REQUIREMENTS: Y
LEVEL OF SERVICE IMPACT: M

PROJECT NUMBER: C83318000

PROGRAM: PARKS

PROJECT DESCRIPTION:
Project is for replacing the playgrounds at various County parks as part of scheduled lifecycle replacement in accordance with the Repair, Renovation, Replacement and Maintenance (R3M) Program.

Neighborhood Community Area:
Countywide

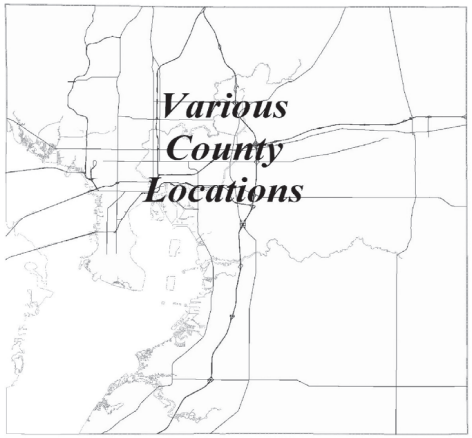

OPERATING COST IMPACT:
No significant change in annual operating costs is anticipated.

PROJECT COMPLETION DATE: Ongoing

Sources of Funds (in $000s):	Total Estimated Sources	Prior Funding	FY 26 Carryforward	FY 26 Additional	FY 27	FY 28	FY 29	FY 30	FY 31	Future
ARP Funds	$0	$0	$0	$0	$0	$0	$0	$0	$0	$0
Boat Fees	0	0	0	0	0	0	0	0	0	0
Community Invest. Tax IV	0	0	0	0	0	0	0	0	0	0
Financing	0	0	0	0	0	0	0	0	0	0
General Revenues-CW	0	0	0	0	0	0	0	0	0	0
General Revenues-ELAPI	0	0	0	0	0	0	0	0	0	0
General Revenues-R3M	7,150	3,927	2,223	1,000	0	0	0	0	0	0
General Revenues-UA	0	0	0	0	0	0	0	0	0	0
Grants & County Match	0	0	0	0	0	0	0	0	0	0
Impact Fees	0	0	0	0	0	0	0	0	0	0
Other	0	0	0	0	0	0	0	0	0	0
Subtotal FY 26			$2,223	$1,000						
Total	**$7,150**	**$3,927**	**$3,223**		**$0**	**$0**	**$0**	**$0**	**$0**	**$0**

Uses of Funds (in $000s):	Total Estimated Cost	Prior Expenses	FY 26 Carryforward	FY 26 Additional	FY 27	FY 28	FY 29	FY 30	FY 31	Future
Capital [1]	$0	$0	$0	$0	$0	$0	$0	$0	$0	$0
Contributions [2]	0	0	0	0	0	0	0	0	0	0
Non-Capital [3]	7,150	3,927	2,223	1,000	0	0	0	0	0	0
Subtotal FY 26			$2,223	$1,000						
Total	**$7,150**	**$3,927**	**$3,223**		**$0**	**$0**	**$0**	**$0**	**$0**	**$0**

[1] Capital includes, but is not limited to, expenses related to capitalizable Development, Design, Land Acquisition, Equipment, Construction and Administration required to complete the project.
[2] Contributions includes, but is not limited to, funding through an agreement to other Government Agencies, Youth Organizations, Cultural Service Organizations and other Non-Profit Organizations.
[3] Non-Capital includes, but is not limited to, expenses related to Building Maintenance, Grounds & Landscaping Maintenance, Non-Capitalizable Equipment and other Professional Services.

PROJECT TITLE:
PARKS SEPTIC SYSTEM REHABILITATION (R3M) (MP)
CIE REQUIREMENTS: Y
LEVEL OF SERVICE IMPACT: M

PROJECT NUMBER: C83646000

PROGRAM: PARKS

PROJECT DESCRIPTION:
Project is for performing repairs and replacements of various septic systems for Park sites. Replacements may involve connections to county or city sanitary systems.

Neighborhood Community Area:
Countywide

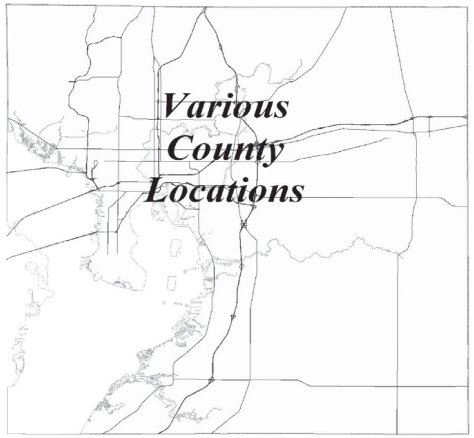

OPERATING COST IMPACT:
No significant change in annual operating costs is anticipated.

PROJECT COMPLETION DATE: Ongoing

Sources of Funds (in $000s):	Total Estimated Sources	Prior Funding	FY 26 Carryforward	FY 26 Additional	FY 27	FY 28	FY 29	FY 30	FY 31	Future
ARP Funds	$0	$0	$0	$0	$0	$0	$0	$0	$0	$0
Boat Fees	0	0	0	0	0	0	0	0	0	0
Community Invest. Tax IV	0	0	0	0	0	0	0	0	0	0
Financing	0	0	0	0	0	0	0	0	0	0
General Revenues-CW	0	0	0	0	0	0	0	0	0	0
General Revenues-ELAPI	0	0	0	0	0	0	0	0	0	0
General Revenues-R3M	1,100	419	681	0	0	0	0	0	0	0
General Revenues-UA	0	0	0	0	0	0	0	0	0	0
Grants & County Match	0	0	0	0	0	0	0	0	0	0
Impact Fees	0	0	0	0	0	0	0	0	0	0
Other	0	0	0	0	0	0	0	0	0	0
Subtotal FY 26			$681	$0						
Total	**$1,100**	**$419**	**$681**		**$0**	**$0**	**$0**	**$0**	**$0**	**$0**

Uses of Funds (in $000s):	Total Estimated Cost	Prior Expenses	FY 26 Carryforward	FY 26 Additional	FY 27	FY 28	FY 29	FY 30	FY 31	Future
Capital [1]	$0	$0	$0	$0	$0	$0	$0	$0	$0	$0
Contributions [2]	0	0	0	0	0	0	0	0	0	0
Non-Capital [3]	1,100	419	681	0	0	0	0	0	0	0
Subtotal FY 26			$681	$0						
Total	**$1,100**	**$419**	**$681**		**$0**	**$0**	**$0**	**$0**	**$0**	**$0**

[1] Capital includes, but is not limited to, expenses related to capitalizable Development, Design, Land Acquisition, Equipment, Construction and Administration required to complete the project.
[2] Contributions includes, but is not limited to, funding through an agreement to other Government Agencies, Youth Organizations, Cultural Service Organizations and other Non-Profit Organizations.
[3] Non-Capital includes, but is not limited to, expenses related to Building Maintenance, Grounds & Landscaping Maintenance, Non-Capitalizable Equipment and other Professional Services.

PROJECT TITLE: PARKS TREE RESTORATION PROJECT (MP)
PROJECT NUMBER: C83300000
CIE REQUIREMENTS: Y
LEVEL OF SERVICE IMPACT: M
PROGRAM: PARKS

PROJECT DESCRIPTION:
The purpose of the Park Tree Restoration project is to provide an alternative to the onsite restoration of trees or other vegetation removed from a site. Funds received through the ERF fund shall be utilized for acquiring, planting, protecting, and maintaining trees and other vegetation for public purposes within Hillsborough County. Trees and other vegetation acquired shall be suitable to site conditions, freeze tolerant, and representative of the surrounding plant ecology. Funds received through the ERF fund will also be used to complete a mitigation plan in parks to reforest parks with native drought tolerant and diverse species that will benefit the public in the way of shade, aesthetics, heat island effect, and storm water mitigation.

OPERATING COST IMPACT:
No significant change in annual operating costs is anticipated.

PROJECT COMPLETION DATE: Various

Neighborhood Community Area:
Countywide

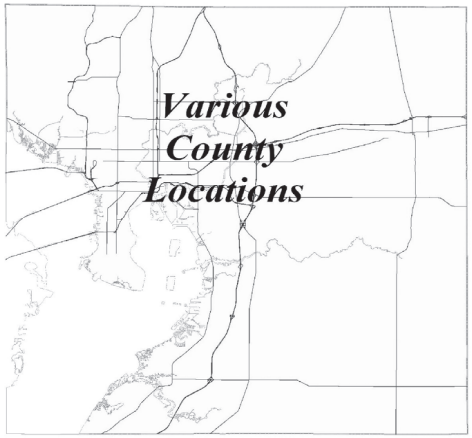

Sources of Funds (in $000s):	Total Estimated Sources	Prior Funding	FY 26 Carryforward	FY 26 Additional	FY 27	FY 28	FY 29	FY 30	FY 31	Future
ARP Funds	$0	$0	$0	$0	$0	$0	$0	$0	$0	$0
Boat Fees	0	0	0	0	0	0	0	0	0	0
Community Invest. Tax IV	0	0	0	0	0	0	0	0	0	0
Financing	0	0	0	0	0	0	0	0	0	0
General Revenues-CW	0	0	0	0	0	0	0	0	0	0
General Revenues-ELAPI	0	0	0	0	0	0	0	0	0	0
General Revenues-R3M	0	0	0	0	0	0	0	0	0	0
General Revenues-UA	0	0	0	0	0	0	0	0	0	0
Grants & County Match	0	0	0	0	0	0	0	0	0	0
Impact Fees	0	0	0	0	0	0	0	0	0	0
Other	7,998	3,878	3,320	800	0	0	0	0	0	0
Subtotal FY 26			$3,320	$800						
Total	**$7,998**	**$3,878**	**$4,120**		**$0**	**$0**	**$0**	**$0**	**$0**	**$0**

Uses of Funds (in $000s):	Total Estimated Cost	Prior Expenses	FY 26 Carryforward	FY 26 Additional	FY 27	FY 28	FY 29	FY 30	FY 31	Future
Capital [1]	$0	$0	$0	$0	$0	$0	$0	$0	$0	$0
Contributions [2]	0	0	0	0	0	0	0	0	0	0
Non-Capital [3]	7,998	3,878	3,320	800	0	0	0	0	0	0
Subtotal FY 26			$3,320	$800						
Total	**$7,998**	**$3,878**	**$4,120**		**$0**	**$0**	**$0**	**$0**	**$0**	**$0**

[1] Capital includes, but is not limited to, expenses related to capitalizable Development, Design, Land Acquisition, Equipment, Construction and Administration required to complete the project.
[2] Contributions includes, but is not limited to, funding through an agreement to other Government Agencies, Youth Organizations, Cultural Service Organizations and other Non-Profit Organizations.
[3] Non-Capital includes, but is not limited to, expenses related to Building Maintenance, Grounds & Landscaping Maintenance, Non-Capitalizable Equipment and other Professional Services.

PROJECT TITLE: PICKLEBALL COMPLEXES - ARP ACT REVENUE RECOVERY FUNDS (MP)
PROJECT NUMBER: C83672000
CIE REQUIREMENTS: Y
LEVEL OF SERVICE IMPACT: E
PROGRAM: PARKS

PROJECT DESCRIPTION:
Project will provide for the design and construction of pickleball courts at various locations throughout the County. Locations include Mango Park, Balm Park, Progress Village Park, Northlakes Park, Westwood Lakes Park, and Springhead Park.

OPERATING COST IMPACT:
Operating costs to be determined on a case-by-case basis at various locations.

PROJECT COMPLETION DATE: Various

Neighborhood Community Area:
Various

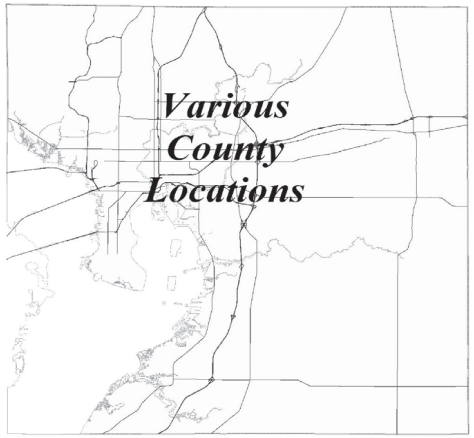

Sources of Funds (in $000s):	Total Estimated Sources	Prior Funding	FY 26 Carryforward	FY 26 Additional	FY 27	FY 28	FY 29	FY 30	FY 31	Future
ARP Funds	$3,000	$2,573	$427	$0	$0	$0	$0	$0	$0	$0
Boat Fees	0	0	0	0	0	0	0	0	0	0
Community Invest. Tax IV	0	0	0	0	0	0	0	0	0	0
Financing	0	0	0	0	0	0	0	0	0	0
General Revenues-CW	0	0	0	0	0	0	0	0	0	0
General Revenues-ELAPI	0	0	0	0	0	0	0	0	0	0
General Revenues-R3M	0	0	0	0	0	0	0	0	0	0
General Revenues-UA	0	0	0	0	0	0	0	0	0	0
Grants & County Match	0	0	0	0	0	0	0	0	0	0
Impact Fees	0	0	0	0	0	0	0	0	0	0
Other	0	0	0	0	0	0	0	0	0	0
Subtotal FY 26			$427	$0						
Total	**$3,000**	**$2,573**	**$427**		**$0**	**$0**	**$0**	**$0**	**$0**	**$0**

Uses of Funds (in $000s):	Total Estimated Cost	Prior Expenses	FY 26 Carryforward	FY 26 Additional	FY 27	FY 28	FY 29	FY 30	FY 31	Future
Capital [1]	$3,000	$2,573	$427	$0	$0	$0	$0	$0	$0	$0
Contributions [2]	0	0	0	0	0	0	0	0	0	0
Non-Capital [3]	0	0	0	0	0	0	0	0	0	0
Subtotal FY 26			$427	$0						
Total	**$3,000**	**$2,573**	**$427**		**$0**	**$0**	**$0**	**$0**	**$0**	**$0**

[1] Capital includes, but is not limited to, expenses related to capitalizable Development, Design, Land Acquisition, Equipment, Construction and Administration required to complete the project.
[2] Contributions includes, but is not limited to, funding through an agreement to other Government Agencies, Youth Organizations, Cultural Service Organizations and other Non-Profit Organizations.
[3] Non-Capital includes, but is not limited to, expenses related to Building Maintenance, Grounds & Landscaping Maintenance, Non-Capitalizable Equipment and other Professional Services.

PROJECT TITLE:
PROGRESS VILLAGE PARK IMPROVEMENTS – ARP ACT 3 FUNDS
CIE REQUIREMENTS: Y
LEVEL OF SERVICE IMPACT: F

PROJECT NUMBER: C83675000

PROGRAM: PARKS

PROJECT DESCRIPTION:
The Project includes design and construction of various improvements to the existing Progress Village Park located at 8701 Progress Blvd., Tampa, FL. Project will be achieved in phases as budget will allow.

Neighborhood Community Area:
Greater Palm River

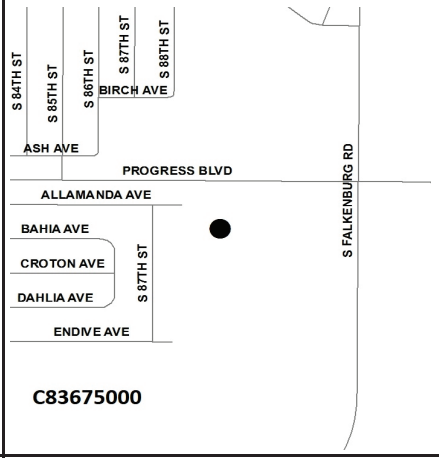

OPERATING COST IMPACT:
No significant change in annual operating costs is anticipated.

PROJECT COMPLETION DATE: Various

Sources of Funds (in $000s):	Total Estimated Sources	Prior Funding	FY 26 Carryforward	FY 26 Additional	FY 27	FY 28	FY 29	FY 30	FY 31	Future
ARP Funds	$2,400	$1,567	$833	$0	$0	$0	$0	$0	$0	$0
Boat Fees	0	0	0	0	0	0	0	0	0	0
Community Invest. Tax IV	0	0	0	0	0	0	0	0	0	0
Financing	0	0	0	0	0	0	0	0	0	0
General Revenues-CW	0	0	0	0	0	0	0	0	0	0
General Revenues-ELAPI	0	0	0	0	0	0	0	0	0	0
General Revenues-R3M	0	0	0	0	0	0	0	0	0	0
General Revenues-UA	0	0	0	0	0	0	0	0	0	0
Grants & County Match	0	0	0	0	0	0	0	0	0	0
Impact Fees	0	0	0	0	0	0	0	0	0	0
Other	0	0	0	0	0	0	0	0	0	0
Subtotal FY 26			$833	$0						
Total	**$2,400**	**$1,567**	**$833**		**$0**	**$0**	**$0**	**$0**	**$0**	**$0**

Uses of Funds (in $000s):	Total Estimated Cost	Prior Expenses	FY 26 Carryforward	FY 26 Additional	FY 27	FY 28	FY 29	FY 30	FY 31	Future
Capital [1]	$2,400	$1,567	$833	$0	$0	$0	$0	$0	$0	$0
Contributions [2]	0	0	0	0	0	0	0	0	0	0
Non-Capital [3]	0	0	0	0	0	0	0	0	0	0
Subtotal FY 26			$833	$0						
Total	**$2,400**	**$1,567**	**$833**		**$0**	**$0**	**$0**	**$0**	**$0**	**$0**

[1] Capital includes, but is not limited to, expenses related to capitalizable Development, Design, Land Acquisition, Equipment, Construction and Administration required to complete the project.
[2] Contributions includes, but is not limited to, funding through an agreement to other Government Agencies, Youth Organizations, Cultural Service Organizations and other Non-Profit Organizations.
[3] Non-Capital includes, but is not limited to, expenses related to Building Maintenance, Grounds & Landscaping Maintenance, Non-Capitalizable Equipment and other Professional Services.

PROJECT TITLE:
PROVIDENCE WEST SPORTS COMPLEX RENOVATIONS (R3M)
CIE REQUIREMENTS: Y
LEVEL OF SERVICE IMPACT: M

PROJECT NUMBER: C83678000

PROGRAM: PARKS

PROJECT DESCRIPTION:
Project is for improving the existing Providence West Sports Complex. Scope will be finalized during engineering/design.

Neighborhood Community Area:
Brandon

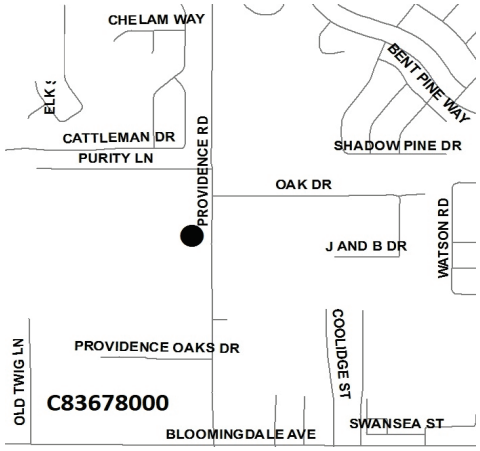

OPERATING COST IMPACT:
No significant change in annual operating costs is anticipated.

PROJECT COMPLETION DATE: TBD

Sources of Funds (in $000s):	Total Estimated Sources	Prior Funding	FY 26 Carryforward	FY 26 Additional	FY 27	FY 28	FY 29	FY 30	FY 31	Future
ARP Funds	$0	$0	$0	$0	$0	$0	$0	$0	$0	$0
Boat Fees	0	0	0	0	0	0	0	0	0	0
Community Invest. Tax IV	0	0	0	0	0	0	0	0	0	0
Financing	0	0	0	0	0	0	0	0	0	0
General Revenues-CW	0	0	0	0	0	0	0	0	0	0
General Revenues-ELAPI	0	0	0	0	0	0	0	0	0	0
General Revenues-R3M	600	43	557	0	0	0	0	0	0	0
General Revenues-UA	0	0	0	0	0	0	0	0	0	0
Grants & County Match	0	0	0	0	0	0	0	0	0	0
Impact Fees	0	0	500	(500)	0	0	0	0	0	0
Other	0	0	0	0	0	0	0	0	0	0
Subtotal FY 26			$1,057	($500)						
Total	**$600**	**$43**	**$557**		**$0**	**$0**	**$0**	**$0**	**$0**	**$0**

Uses of Funds (in $000s):	Total Estimated Cost	Prior Expenses	FY 26 Carryforward	FY 26 Additional	FY 27	FY 28	FY 29	FY 30	FY 31	Future
Capital [1]	$24	$24	$0	$0	$0	$0	$0	$0	$0	$0
Contributions [2]	0	0	0	0	0	0	0	0	0	0
Non-Capital [3]	576	19	1,057	(500)	0	0	0	0	0	0
Subtotal FY 26			$1,057	($500)						
Total	**$600**	**$43**	**$557**		**$0**	**$0**	**$0**	**$0**	**$0**	**$0**

[1] Capital includes, but is not limited to, expenses related to capitalizable Development, Design, Land Acquisition, Equipment, Construction and Administration required to complete the project.
[2] Contributions includes, but is not limited to, funding through an agreement to other Government Agencies, Youth Organizations, Cultural Service Organizations and other Non-Profit Organizations.
[3] Non-Capital includes, but is not limited to, expenses related to Building Maintenance, Grounds & Landscaping Maintenance, Non-Capitalizable Equipment and other Professional Services.

PROJECT TITLE:
PUBLIC ACCESS AND TRAILHEADS FOR ELAPP (MP)
CIE REQUIREMENTS: Y
LEVEL OF SERVICE IMPACT: F

PROJECT NUMBER: C83683000

PROGRAM: PARKS

PROJECT DESCRIPTION:
Design and construction of trail heads and associated site work at various Preserve locations.

Neighborhood Community Area:
Various

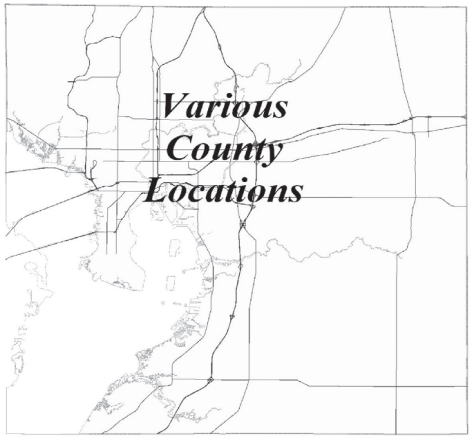

OPERATING COST IMPACT:
No significant change in annual operating costs is anticipated.

PROJECT COMPLETION DATE: Post Construction

Sources of Funds (in $000s):	Total Estimated Sources	Prior Funding	FY 26 Carryforward	FY 26 Additional	FY 27	FY 28	FY 29	FY 30	FY 31	Future
ARP Funds	$0	$0	$0	$0	$0	$0	$0	$0	$0	$0
Boat Fees	0	0	0	0	0	0	0	0	0	0
Community Invest. Tax IV	0	0	0	0	0	0	0	0	0	0
Financing	0	0	0	0	0	0	0	0	0	0
General Revenues-CW	600	450	150	0	0	0	0	0	0	0
General Revenues-ELAPI	0	0	0	0	0	0	0	0	0	0
General Revenues-R3M	0	0	0	0	0	0	0	0	0	0
General Revenues-UA	0	0	0	0	0	0	0	0	0	0
Grants & County Match	0	0	0	0	0	0	0	0	0	0
Impact Fees	0	0	0	0	0	0	0	0	0	0
Other	0	0	0	0	0	0	0	0	0	0
Subtotal FY 26			$150	$0						
Total	**$600**	**$450**	**$150**		**$0**	**$0**	**$0**	**$0**	**$0**	**$0**

Uses of Funds (in $000s):	Total Estimated Cost	Prior Expenses	FY 26 Carryforward	FY 26 Additional	FY 27	FY 28	FY 29	FY 30	FY 31	Future
Capital [1]	$600	$450	$150	$0	$0	$0	$0	$0	$0	$0
Contributions [2]	0	0	0	0	0	0	0	0	0	0
Non-Capital [3]	0	0	0	0	0	0	0	0	0	0
Subtotal FY 26			$150	$0						
Total	**$600**	**$450**	**$150**		**$0**	**$0**	**$0**	**$0**	**$0**	**$0**

[1] Capital includes, but is not limited to, expenses related to capitalizable Development, Design, Land Acquisition, Equipment, Construction and Administration required to complete the project.
[2] Contributions includes, but is not limited to, funding through an agreement to other Government Agencies, Youth Organizations, Cultural Service Organizations and other Non-Profit Organizations.
[3] Non-Capital includes, but is not limited to, expenses related to Building Maintenance, Grounds & Landscaping Maintenance, Non-Capitalizable Equipment and other Professional Services.

PROJECT TITLE:
SALADINO PICKLEBALL AMENITIES
CIE REQUIREMENTS: Y
LEVEL OF SERVICE IMPACT: E

PROJECT NUMBER: C83658000

PROGRAM: PARKS

PROJECT DESCRIPTION:
The Project will add three lighted pickleball courts, expand parking lot and other associated improvements at the existing Saladino Park located at 1705 Bryan Road, Brandon in Central Hillsborough County.

Neighborhood Community Area:
Brandon

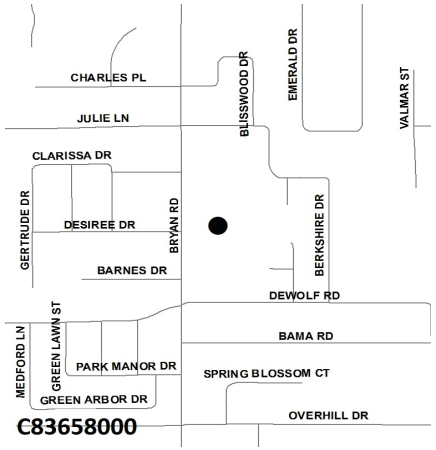

OPERATING COST IMPACT:
Operating costs impact to be determined in the future.

PROJECT COMPLETION DATE: Post Construction

Sources of Funds (in $000s):	Total Estimated Sources	Prior Funding	FY 26 Carryforward	FY 26 Additional	FY 27	FY 28	FY 29	FY 30	FY 31	Future
ARP Funds	$0	$0	$0	$0	$0	$0	$0	$0	$0	$0
Boat Fees	0	0	0	0	0	0	0	0	0	0
Community Invest. Tax IV	0	0	0	0	0	0	0	0	0	0
Financing	0	0	0	0	0	0	0	0	0	0
General Revenues-CW	0	0	0	0	0	0	0	0	0	0
General Revenues-ELAPI	0	0	0	0	0	0	0	0	0	0
General Revenues-R3M	0	0	0	0	0	0	0	0	0	0
General Revenues-UA	0	0	0	0	0	0	0	0	0	0
Grants & County Match	0	0	0	0	0	0	0	0	0	0
Impact Fees	950	837	63	50	0	0	0	0	0	0
Other	0	0	0	0	0	0	0	0	0	0
Subtotal FY 26			$63	$50						
Total	**$950**	**$837**	**$113**		**$0**	**$0**	**$0**	**$0**	**$0**	**$0**

Uses of Funds (in $000s):	Total Estimated Cost	Prior Expenses	FY 26 Carryforward	FY 26 Additional	FY 27	FY 28	FY 29	FY 30	FY 31	Future
Capital [1]	$950	$837	$63	$50	$0	$0	$0	$0	$0	$0
Contributions [2]	0	0	0	0	0	0	0	0	0	0
Non-Capital [3]	0	0	0	0	0	0	0	0	0	0
Subtotal FY 26			$63	$50						
Total	**$950**	**$837**	**$113**		**$0**	**$0**	**$0**	**$0**	**$0**	**$0**

[1] Capital includes, but is not limited to, expenses related to capitalizable Development, Design, Land Acquisition, Equipment, Construction and Administration required to complete the project.
[2] Contributions includes, but is not limited to, funding through an agreement to other Government Agencies, Youth Organizations, Cultural Service Organizations and other Non-Profit Organizations.
[3] Non-Capital includes, but is not limited to, expenses related to Building Maintenance, Grounds & Landscaping Maintenance, Non-Capitalizable Equipment and other Professional Services.

PROJECT TITLE:
SHIMBERG SPORTS COMPLEX IMPROVEMENTS
CIE REQUIREMENTS: Y
LEVEL OF SERVICE IMPACT: F

PROJECT NUMBER: C83655000

PROGRAM: PARKS

PROJECT DESCRIPTION:
The project is for the purpose of funding improvements/expansion to the existing sports complex at Shimberg Park. Project scope to be determined.

Neighborhood Community Area:
Town and Country

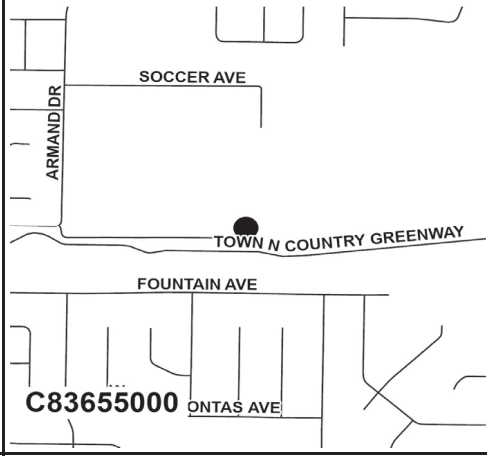

OPERATING COST IMPACT:
Operating cost impact to be determined in the future.

PROJECT COMPLETION DATE: TBD

Sources of Funds (in $000s):	Total Estimated Sources	Prior Funding	FY 26 Carryforward	FY 26 Additional	FY 27	FY 28	FY 29	FY 30	FY 31	Future
ARP Funds	$0	$0	$0	$0	$0	$0	$0	$0	$0	$0
Boat Fees	0	0	0	0	0	0	0	0	0	0
Community Invest. Tax IV	0	0	0	0	0	0	0	0	0	0
Financing	0	0	0	0	0	0	0	0	0	0
General Revenues-CW	1,250	0	500	750	0	0	0	0	0	0
General Revenues-ELAPI	0	0	0	0	0	0	0	0	0	0
General Revenues-R3M	0	0	0	0	0	0	0	0	0	0
General Revenues-UA	0	0	0	0	0	0	0	0	0	0
Grants & County Match	0	0	0	0	0	0	0	0	0	0
Impact Fees	0	0	0	0	0	0	0	0	0	0
Other	0	0	0	0	0	0	0	0	0	0
Subtotal FY 26			$500	$750						
Total	**$1,250**	**$0**	**$1,250**		**$0**	**$0**	**$0**	**$0**	**$0**	**$0**

Uses of Funds (in $000s):	Total Estimated Cost	Prior Expenses	FY 26 Carryforward	FY 26 Additional	FY 27	FY 28	FY 29	FY 30	FY 31	Future
Capital [1]	$1,250	$0	$500	$750	$0	$0	$0	$0	$0	$0
Contributions [2]	0	0	0	0	0	0	0	0	0	0
Non-Capital [3]	0	0	0	0	0	0	0	0	0	0
Subtotal FY 26			$500	$750						
Total	**$1,250**	**$0**	**$1,250**		**$0**	**$0**	**$0**	**$0**	**$0**	**$0**

[1] Capital includes, but is not limited to, expenses related to capitalizable Development, Design, Land Acquisition, Equipment, Construction and Administration required to complete the project.
[2] Contributions includes, but is not limited to, funding through an agreement to other Government Agencies, Youth Organizations, Cultural Service Organizations and other Non-Profit Organizations.
[3] Non-Capital includes, but is not limited to, expenses related to Building Maintenance, Grounds & Landscaping Maintenance, Non-Capitalizable Equipment and other Professional Services.

PROJECT TITLE:
SKYWAY FOOTBALL BUILDING ROOF REPLACEMENT (R3M)
CIE REQUIREMENTS: Y
LEVEL OF SERVICE IMPACT: M

PROJECT NUMBER: C83689000

PROGRAM: PARKS

PROJECT DESCRIPTION:
Replacement of the roof that has reached its life expectancy.

Neighborhood Community Area:
City of Tampa

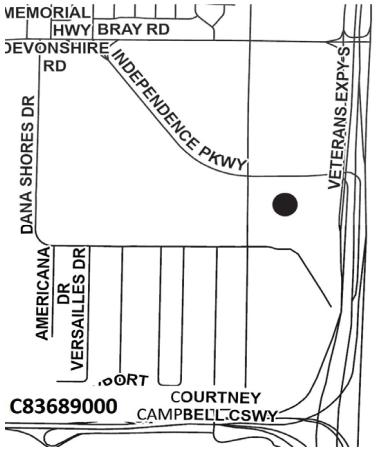

OPERATING COST IMPACT:
No significant change in annual operating costs is anticipated.

PROJECT COMPLETION DATE: Oct 2026

Sources of Funds (in $000s):	Total Estimated Sources	Prior Funding	FY 26 Carryforward	FY 26 Additional	FY 27	FY 28	FY 29	FY 30	FY 31	Future
ARP Funds	$0	$0	$0	$0	$0	$0	$0	$0	$0	$0
Boat Fees	0	0	0	0	0	0	0	0	0	0
Community Invest. Tax IV	0	0	0	0	0	0	0	0	0	0
Financing	0	0	0	0	0	0	0	0	0	0
General Revenues-CW	0	0	0	0	0	0	0	0	0	0
General Revenues-ELAPI	0	0	0	0	0	0	0	0	0	0
General Revenues-R3M	300	0	300	0	0	0	0	0	0	0
General Revenues-UA	0	0	0	0	0	0	0	0	0	0
Grants & County Match	0	0	0	0	0	0	0	0	0	0
Impact Fees	0	0	0	0	0	0	0	0	0	0
Other	0	0	0	0	0	0	0	0	0	0
Subtotal FY 26			$300	$0						
Total	**$300**	**$0**	**$300**		**$0**	**$0**	**$0**	**$0**	**$0**	**$0**

Uses of Funds (in $000s):	Total Estimated Cost	Prior Expenses	FY 26 Carryforward	FY 26 Additional	FY 27	FY 28	FY 29	FY 30	FY 31	Future
Capital [1]	$0	$0	$0	$0	$0	$0	$0	$0	$0	$0
Contributions [2]	0	0	0	0	0	0	0	0	0	0
Non-Capital [3]	300	0	300	0	0	0	0	0	0	0
Subtotal FY 26			$300	$0						
Total	**$300**	**$0**	**$300**		**$0**	**$0**	**$0**	**$0**	**$0**	**$0**

[1] Capital includes, but is not limited to, expenses related to capitalizable Development, Design, Land Acquisition, Equipment, Construction and Administration required to complete the project.
[2] Contributions includes, but is not limited to, funding through an agreement to other Government Agencies, Youth Organizations, Cultural Service Organizations and other Non-Profit Organizations.
[3] Non-Capital includes, but is not limited to, expenses related to Building Maintenance, Grounds & Landscaping Maintenance, Non-Capitalizable Equipment and other Professional Services.

PROJECT TITLE:
SOUTH COUNTY BOAT RAMP
CIE REQUIREMENTS: Y
LEVEL OF SERVICE IMPACT: F

PROJECT NUMBER: C83311000

PROGRAM: PARKS

PROJECT DESCRIPTION:
Design and construction of a boat ramp(s) in the South County Area. Work will be done at EG Simmons Boat Ramp.

Neighborhood Community Area:
Apollo Beach

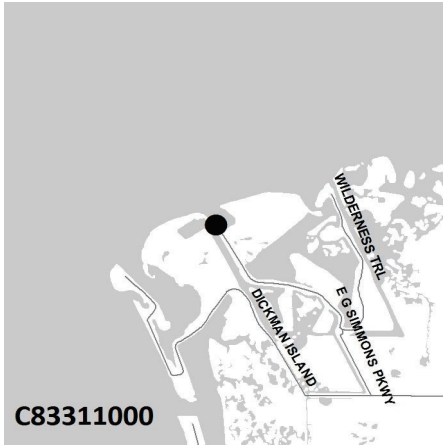

OPERATING COST IMPACT:
Impact on annual operating and maintenance costs is to be determined.

PROJECT COMPLETION DATE: TBD

Sources of Funds (in $000s):	Total Estimated Sources	Prior Funding	FY 26 Carryforward	FY 26 Additional	FY 27	FY 28	FY 29	FY 30	FY 31	Future
ARP Funds	$0	$0	$0	$0	$0	$0	$0	$0	$0	$0
Boat Fees	0	0	0	0	0	0	0	0	0	0
Community Invest. Tax IV	0	0	0	0	0	0	0	0	0	0
Financing	0	0	0	0	0	0	0	0	0	0
General Revenues-CW	0	0	0	0	0	0	0	0	0	0
General Revenues-ELAPI	0	0	0	0	0	0	0	0	0	0
General Revenues-R3M	0	0	0	0	0	0	0	0	0	0
General Revenues-UA	0	0	0	0	0	0	0	0	0	0
Grants & County Match	0	0	0	0	0	0	0	0	0	0
Impact Fees	0	0	0	0	0	0	0	0	0	0
Other	600	315	285	0	0	0	0	0	0	0
Subtotal FY 26			$285	$0						
Total	**$600**	**$315**	**$285**		**$0**	**$0**	**$0**	**$0**	**$0**	**$0**

Uses of Funds (in $000s):	Total Estimated Cost	Prior Expenses	FY 26 Carryforward	FY 26 Additional	FY 27	FY 28	FY 29	FY 30	FY 31	Future
Capital [1]	$57	$57	$0	$0	$0	$0	$0	$0	$0	$0
Contributions [2]	543	258	285	0	0	0	0	0	0	0
Non-Capital [3]	0	0	0	0	0	0	0	0	0	0
Subtotal FY 26			$285	$0						
Total	**$600**	**$315**	**$285**		**$0**	**$0**	**$0**	**$0**	**$0**	**$0**

[1] Capital includes, but is not limited to, expenses related to capitalizable Development, Design, Land Acquisition, Equipment, Construction and Administration required to complete the project.
[2] Contributions includes, but is not limited to, funding through an agreement to other Government Agencies, Youth Organizations, Cultural Service Organizations and other Non-Profit Organizations.
[3] Non-Capital includes, but is not limited to, expenses related to Building Maintenance, Grounds & Landscaping Maintenance, Non-Capitalizable Equipment and other Professional Services.

PROJECT TITLE:
SOUTH COUNTY-DISTRICT 4 PARKS INITIATIVES AND RENOVATIONS
CIE REQUIREMENTS: Y
LEVEL OF SERVICE IMPACT: M

PROJECT NUMBER: C83712000

PROGRAM: PARKS

PROJECT DESCRIPTION:
Renovations and Initiatives to Parks within the South County Distric 4 Area.

Neighborhood Community Area:
Various

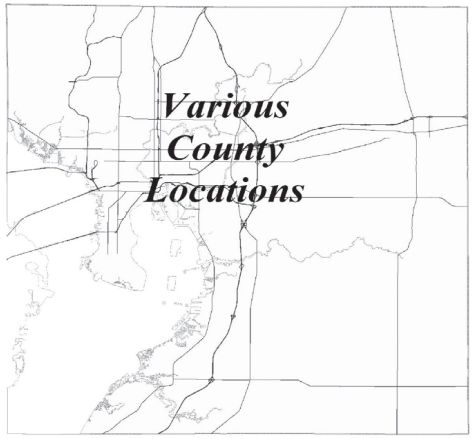

OPERATING COST IMPACT:
No significant change in annual operating costs is anticipated.

PROJECT COMPLETION DATE: TBD

Sources of Funds (in $000s):	Total Estimated Sources	Prior Funding	FY 26 Carryforward	FY 26 Additional	FY 27	FY 28	FY 29	FY 30	FY 31	Future
ARP Funds	$0	$0	$0	$0	$0	$0	$0	$0	$0	$0
Boat Fees	0	0	0	0	0	0	0	0	0	0
Community Invest. Tax IV	0	0	0	0	0	0	0	0	0	0
Financing	0	0	0	0	0	0	0	0	0	0
General Revenues-CW	0	0	0	0	0	0	0	0	0	0
General Revenues-ELAPI	0	0	0	0	0	0	0	0	0	0
General Revenues-R3M	0	0	0	0	0	0	0	0	0	0
General Revenues-UA	150	0	0	150	0	0	0	0	0	0
Grants & County Match	0	0	0	0	0	0	0	0	0	0
Impact Fees	0	0	0	0	0	0	0	0	0	0
Other	0	0	0	0	0	0	0	0	0	0
Subtotal FY 26			$0	$150						
Total	**$150**	**$0**	**$150**		**$0**	**$0**	**$0**	**$0**	**$0**	**$0**

Uses of Funds (in $000s):	Total Estimated Cost	Prior Expenses	FY 26 Carryforward	FY 26 Additional	FY 27	FY 28	FY 29	FY 30	FY 31	Future
Capital [1]	$0	$0	$0	$0	$0	$0	$0	$0	$0	$0
Contributions [2]	150	0	0	150	0	0	0	0	0	0
Non-Capital [3]	0	0	0	0	0	0	0	0	0	0
Subtotal FY 26			$0	$150						
Total	**$150**	**$0**	**$150**		**$0**	**$0**	**$0**	**$0**	**$0**	**$0**

[1] Capital includes, but is not limited to, expenses related to capitalizable Development, Design, Land Acquisition, Equipment, Construction and Administration required to complete the project.
[2] Contributions includes, but is not limited to, funding through an agreement to other Government Agencies, Youth Organizations, Cultural Service Organizations and other Non-Profit Organizations.
[3] Non-Capital includes, but is not limited to, expenses related to Building Maintenance, Grounds & Landscaping Maintenance, Non-Capitalizable Equipment and other Professional Services.

PROJECT TITLE:
SOUTHSHORE SPORTSPLEX
CIE REQUIREMENTS: Y
LEVEL OF SERVICE IMPACT: E

PROJECT NUMBER: C80324000

PROGRAM: PARKS

PROJECT DESCRIPTION:
This project will provide planning, design and construction for Phase I of a proposed youth sports complex in the South County area. The complex is located within the Waterset development west of I-75. Phase 1 includes 4 multipurpose fields and supporting infrastructure/amenities. Phase 2 funding provided in FY 24 & 25. Phase 2 scope to include baseball/softball fields and supporting infrastructure and amenities.

OPERATING COST IMPACT:
Operating cost is estimated to be an additional $250,000 per year.

PROJECT COMPLETION DATE: Various

Neighborhood Community Area:
Apollo Beach

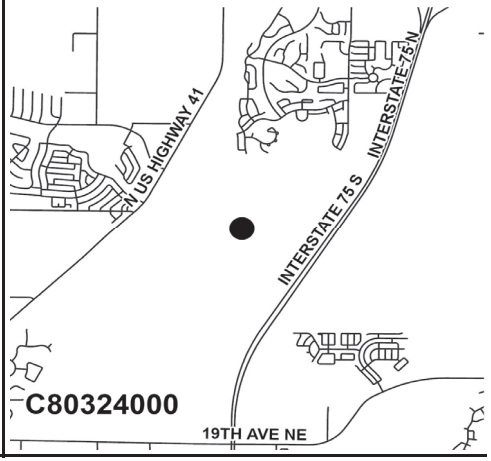

Sources of Funds (in $000s):	Total Estimated Sources	Prior Funding	FY 26 Carryforward	FY 26 Additional	FY 27	FY 28	FY 29	FY 30	FY 31	Future
ARP Funds	$0	$0	$0	$0	$0	$0	$0	$0	$0	$0
Boat Fees	0	0	0	0	0	0	0	0	0	0
Community Invest. Tax IV	0	0	0	0	0	0	0	0	0	0
Financing	8,757	8,757	0	0	0	0	0	0	0	0
General Revenues-CW	0	0	0	0	0	0	0	0	0	0
General Revenues-ELAPI	0	0	0	0	0	0	0	0	0	0
General Revenues-R3M	0	0	0	0	0	0	0	0	0	0
General Revenues-UA	1,431	579	852	0	0	0	0	0	0	0
Grants & County Match	0	0	0	0	0	0	0	0	0	0
Impact Fees	17,018	2,854	12,164	2,000	0	0	0	0	0	0
Other	0	0	0	0	0	0	0	0	0	0
Subtotal FY 26			$13,016	$2,000						
Total	**$27,205**	**$12,190**	**$15,016**		**$0**	**$0**	**$0**	**$0**	**$0**	**$0**

Uses of Funds (in $000s):	Total Estimated Cost	Prior Expenses	FY 26 Carryforward	FY 26 Additional	FY 27	FY 28	FY 29	FY 30	FY 31	Future
Capital [1]	$27,205	$12,189	$13,016	$2,000	$0	$0	$0	$0	$0	$0
Contributions [2]	0	0	0	0	0	0	0	0	0	0
Non-Capital [3]	1	1	0	0	0	0	0	0	0	0
Subtotal FY 26			$13,016	$2,000						
Total	**$27,205**	**$12,190**	**$15,016**		**$0**	**$0**	**$0**	**$0**	**$0**	**$0**

[1] Capital includes, but is not limited to, expenses related to capitalizable Development, Design, Land Acquisition, Equipment, Construction and Administration required to complete the project.
[2] Contributions includes, but is not limited to, funding through an agreement to other Government Agencies, Youth Organizations, Cultural Service Organizations and other Non-Profit Organizations.
[3] Non-Capital includes, but is not limited to, expenses related to Building Maintenance, Grounds & Landscaping Maintenance, Non-Capitalizable Equipment and other Professional Services.

PROJECT TITLE:
SPORT LIGHTING REPLACEMENT (R3M) (MP)
CIE REQUIREMENTS: Y
LEVEL OF SERVICE IMPACT: M

PROJECT NUMBER: C83648000

PROGRAM: PARKS

PROJECT DESCRIPTION:
Project is for the replacement of end of life metal halide sports lighting with more energy efficient LED lighting with lighting controls. This project is in alignment with R3M life cycle replacement schedules and will be utilized at various Parks and Recreation locations.

OPERATING COST IMPACT:
No significant change in annual operating costs is anticipated.

PROJECT COMPLETION DATE: Ongoing

Neighborhood Community Area:
Countywide

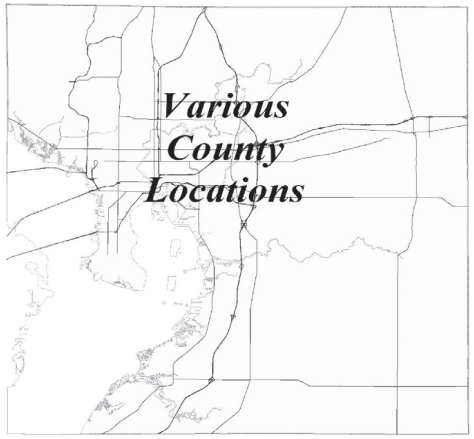

Sources of Funds (in $000s):	Total Estimated Sources	Prior Funding	FY 26 Carryforward	FY 26 Additional	FY 27	FY 28	FY 29	FY 30	FY 31	Future
ARP Funds	$0	$0	$0	$0	$0	$0	$0	$0	$0	$0
Boat Fees	0	0	0	0	0	0	0	0	0	0
Community Invest. Tax IV	0	0	0	0	0	0	0	0	0	0
Financing	0	0	0	0	0	0	0	0	0	0
General Revenues-CW	0	0	0	0	0	0	0	0	0	0
General Revenues-ELAPI	0	0	0	0	0	0	0	0	0	0
General Revenues-R3M	16,000	4,411	2,589	1,500	1,500	1,500	1,500	1,500	1,500	0
General Revenues-UA	0	0	0	0	0	0	0	0	0	0
Grants & County Match	0	0	0	0	0	0	0	0	0	0
Impact Fees	0	0	0	0	0	0	0	0	0	0
Other	0	0	0	0	0	0	0	0	0	0
Subtotal FY 26			$2,589	$1,500						
Total	**$16,000**	**$4,411**	**$4,089**		**$1,500**	**$1,500**	**$1,500**	**$1,500**	**$1,500**	**$0**

Uses of Funds (in $000s):	Total Estimated Cost	Prior Expenses	FY 26 Carryforward	FY 26 Additional	FY 27	FY 28	FY 29	FY 30	FY 31	Future
Capital [1]	$2,664	$2,664	$0	$0	$0	$0	$0	$0	$0	$0
Contributions [2]	0	0	0	0	0	0	0	0	0	0
Non-Capital [3]	13,336	1,747	2,589	1,500	1,500	1,500	1,500	1,500	1,500	0
Subtotal FY 26			$2,589	$1,500						
Total	**$16,000**	**$4,411**	**$4,089**		**$1,500**	**$1,500**	**$1,500**	**$1,500**	**$1,500**	**$0**

[1] Capital includes, but is not limited to, expenses related to capitalizable Development, Design, Land Acquisition, Equipment, Construction and Administration required to complete the project.
[2] Contributions includes, but is not limited to, funding through an agreement to other Government Agencies, Youth Organizations, Cultural Service Organizations and other Non-Profit Organizations.
[3] Non-Capital includes, but is not limited to, expenses related to Building Maintenance, Grounds & Landscaping Maintenance, Non-Capitalizable Equipment and other Professional Services.

PROJECT TITLE:
SPORTS COMPLEXES IMPROVEMENTS (MP)
CIE REQUIREMENTS: Y
LEVEL OF SERVICE IMPACT: F

PROJECT NUMBER: C83692000

PROGRAM: PARKS

PROJECT DESCRIPTION:
The project will provide improvements to various sports complexes as needed and as budget will allow.

Neighborhood Community Area:
Countywide

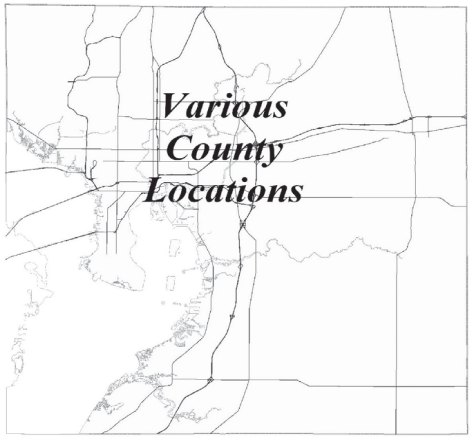

OPERATING COST IMPACT:
Operating costs to be determined on a case-by-case basis at various locations.

PROJECT COMPLETION DATE: Various

Sources of Funds (in $000s):	Total Estimated Sources	Prior Funding	FY 26 Carryforward	FY 26 Additional	FY 27	FY 28	FY 29	FY 30	FY 31	Future
ARP Funds	$0	$0	$0	$0	$0	$0	$0	$0	$0	$0
Boat Fees	0	0	0	0	0	0	0	0	0	0
Community Invest. Tax IV	0	0	0	0	0	0	0	0	0	0
Financing	0	0	0	0	0	0	0	0	0	0
General Revenues-CW	0	0	0	0	0	0	0	0	0	0
General Revenues-ELAPI	0	0	0	0	0	0	0	0	0	0
General Revenues-R3M	0	0	0	0	0	0	0	0	0	0
General Revenues-UA	1,600	35	1,565	0	0	0	0	0	0	0
Grants & County Match	0	0	0	0	0	0	0	0	0	0
Impact Fees	0	0	0	0	0	0	0	0	0	0
Other	0	0	0	0	0	0	0	0	0	0
Subtotal FY 26			$1,565	$0						
Total	**$1,600**	**$35**	**$1,565**		**$0**	**$0**	**$0**	**$0**	**$0**	**$0**

Uses of Funds (in $000s):	Total Estimated Cost	Prior Expenses	FY 26 Carryforward	FY 26 Additional	FY 27	FY 28	FY 29	FY 30	FY 31	Future
Capital [1]	$1,600	$35	$1,565	$0	$0	$0	$0	$0	$0	$0
Contributions [2]	0	0	0	0	0	0	0	0	0	0
Non-Capital [3]	0	0	0	0	0	0	0	0	0	0
Subtotal FY 26			$1,565	$0						
Total	**$1,600**	**$35**	**$1,565**		**$0**	**$0**	**$0**	**$0**	**$0**	**$0**

[1] Capital includes, but is not limited to, expenses related to capitalizable Development, Design, Land Acquisition, Equipment, Construction and Administration required to complete the project.
[2] Contributions includes, but is not limited to, funding through an agreement to other Government Agencies, Youth Organizations, Cultural Service Organizations and other Non-Profit Organizations.
[3] Non-Capital includes, but is not limited to, expenses related to Building Maintenance, Grounds & Landscaping Maintenance, Non-Capitalizable Equipment and other Professional Services.

PROJECT TITLE:
SPURLINO FAMILY YMCA GYMNASIUM EXPANSION
CIE REQUIREMENTS: Y
LEVEL OF SERVICE IMPACT: F

PROJECT NUMBER: C83711000

PROGRAM: PARKS

PROJECT DESCRIPTION:
Contribution to the Spurlino Expansion, located at 9650 Old Big Bend Family YMCA Gymnasium Road, Riverview, FL 33578.

Neighborhood Community Area:
Riverview

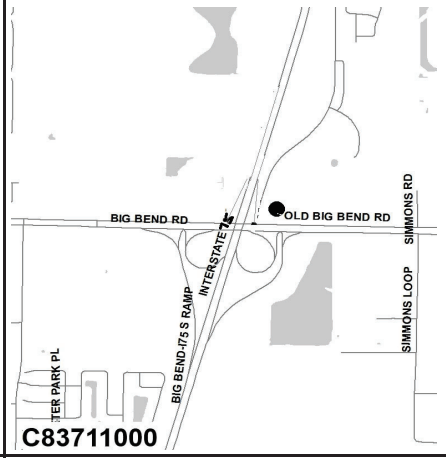

OPERATING COST IMPACT:
There is no annual operating costs to the county.

PROJECT COMPLETION DATE: Contribution

Sources of Funds (in $000s):	Total Estimated Sources	Prior Funding	FY 26 Carryforward	FY 26 Additional	FY 27	FY 28	FY 29	FY 30	FY 31	Future
ARP Funds	$0	$0	$0	$0	$0	$0	$0	$0	$0	$0
Boat Fees	0	0	0	0	0	0	0	0	0	0
Community Invest. Tax IV	0	0	0	0	0	0	0	0	0	0
Financing	0	0	0	0	0	0	0	0	0	0
General Revenues-CW	1,000	0	0	500	250	250	0	0	0	0
General Revenues-ELAPI	0	0	0	0	0	0	0	0	0	0
General Revenues-R3M	0	0	0	0	0	0	0	0	0	0
General Revenues-UA	0	0	0	0	0	0	0	0	0	0
Grants & County Match	0	0	0	0	0	0	0	0	0	0
Impact Fees	0	0	0	0	0	0	0	0	0	0
Other	0	0	0	0	0	0	0	0	0	0
Subtotal FY 26			$0	$500						
Total	**$1,000**	**$0**	**$500**		**$250**	**$250**	**$0**	**$0**	**$0**	**$0**

Uses of Funds (in $000s):	Total Estimated Cost	Prior Expenses	FY 26 Carryforward	FY 26 Additional	FY 27	FY 28	FY 29	FY 30	FY 31	Future
Capital [1]	$0	$0	$0	$0	$0	$0	$0	$0	$0	$0
Contributions [2]	1,000	0	0	500	250	250	0	0	0	0
Non-Capital [3]	0	0	0	0	0	0	0	0	0	0
Subtotal FY 26			$0	$500						
Total	**$1,000**	**$0**	**$500**		**$250**	**$250**	**$0**	**$0**	**$0**	**$0**

[1] Capital includes, but is not limited to, expenses related to capitalizable Development, Design, Land Acquisition, Equipment, Construction and Administration required to complete the project.
[2] Contributions includes, but is not limited to, funding through an agreement to other Government Agencies, Youth Organizations, Cultural Service Organizations and other Non-Profit Organizations.
[3] Non-Capital includes, but is not limited to, expenses related to Building Maintenance, Grounds & Landscaping Maintenance, Non-Capitalizable Equipment and other Professional Services.

PROJECT TITLE:
SUMMERFIELD COMMUNITY PARK IMPROVEMENTS
CIE REQUIREMENTS: Y
LEVEL OF SERVICE IMPACT: F

PROJECT NUMBER: C83685000

PROGRAM: PARKS

PROJECT DESCRIPTION:
The project will provide preliminary engineering and minor improvements for an 11 acres property which was conveyed to the County by the developer for use as a community Park. The property is located on Fairway Meadow Dr, approximately 600 feet West of Summerfield Drive.

Neighborhood Community Area:
Riverview

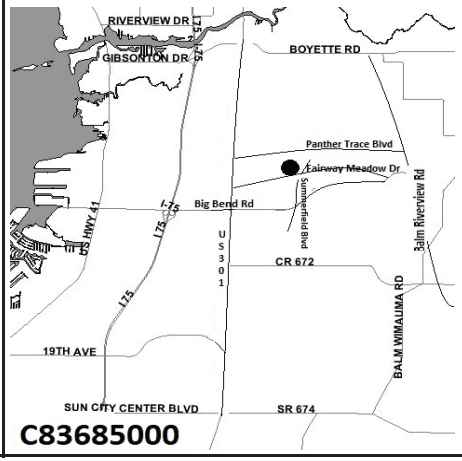

OPERATING COST IMPACT:
Operating cost impact to be determined in the future.

PROJECT COMPLETION DATE: Various

Sources of Funds (in $000s):	Total Estimated Sources	Prior Funding	FY 26 Carryforward	FY 26 Additional	FY 27	FY 28	FY 29	FY 30	FY 31	Future
ARP Funds	$0	$0	$0	$0	$0	$0	$0	$0	$0	$0
Boat Fees	0	0	0	0	0	0	0	0	0	0
Community Invest. Tax IV	0	0	0	0	0	0	0	0	0	0
Financing	0	0	0	0	0	0	0	0	0	0
General Revenues-CW	0	0	0	0	0	0	0	0	0	0
General Revenues-ELAPI	0	0	0	0	0	0	0	0	0	0
General Revenues-R3M	0	0	0	0	0	0	0	0	0	0
General Revenues-UA	50	13	37	0	0	0	0	0	0	0
Grants & County Match	0	0	0	0	0	0	0	0	0	0
Impact Fees	0	0	0	0	0	0	0	0	0	0
Other	319	59	260	0	0	0	0	0	0	0
Subtotal FY 26			$297	$0						
Total	**$369**	**$72**	**$297**		**$0**	**$0**	**$0**	**$0**	**$0**	**$0**

Uses of Funds (in $000s):	Total Estimated Cost	Prior Expenses	FY 26 Carryforward	FY 26 Additional	FY 27	FY 28	FY 29	FY 30	FY 31	Future
Capital [1]	$369	$72	$297	$0	$0	$0	$0	$0	$0	$0
Contributions [2]	0	0	0	0	0	0	0	0	0	0
Non-Capital [3]	0	0	0	0	0	0	0	0	0	0
Subtotal FY 26			$297	$0						
Total	**$369**	**$72**	**$297**		**$0**	**$0**	**$0**	**$0**	**$0**	**$0**

[1] Capital includes, but is not limited to, expenses related to capitalizable Development, Design, Land Acquisition, Equipment, Construction and Administration required to complete the project.
[2] Contributions includes, but is not limited to, funding through an agreement to other Government Agencies, Youth Organizations, Cultural Service Organizations and other Non-Profit Organizations.
[3] Non-Capital includes, but is not limited to, expenses related to Building Maintenance, Grounds & Landscaping Maintenance, Non-Capitalizable Equipment and other Professional Services.

PROJECT TITLE:
SYNTHETIC TURF FIELDS (MP)
CIE REQUIREMENTS: Y
LEVEL OF SERVICE IMPACT: M

PROJECT NUMBER: C83301000

PROGRAM: PARKS

PROJECT DESCRIPTION:
To provide new Synthetic Turf fields at various Countywide Athletic Parks. Locations to be prioritized by Parks and Recreation Department.

Neighborhood Community Area:
Countywide

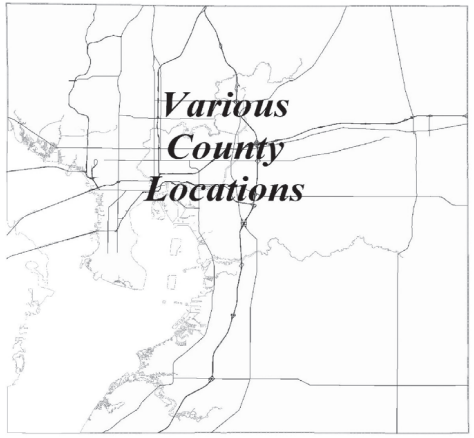

OPERATING COST IMPACT:
No significant change in annual operating costs is anticipated.

PROJECT COMPLETION DATE: Various

Sources of Funds (in $000s):	Total Estimated Sources	Prior Funding	FY 26 Carryforward	FY 26 Additional	FY 27	FY 28	FY 29	FY 30	FY 31	Future
ARP Funds	$0	$0	$0	$0	$0	$0	$0	$0	$0	$0
Boat Fees	0	0	0	0	0	0	0	0	0	0
Community Invest. Tax IV	0	0	0	0	0	0	0	0	0	0
Financing	7,000	5,310	1,690	0	0	0	0	0	0	0
General Revenues-CW	0	0	0	0	0	0	0	0	0	0
General Revenues-ELAPI	0	0	0	0	0	0	0	0	0	0
General Revenues-R3M	0	0	0	0	0	0	0	0	0	0
General Revenues-UA	0	0	0	0	0	0	0	0	0	0
Grants & County Match	0	0	0	0	0	0	0	0	0	0
Impact Fees	1,082	1,082	0	0	0	0	0	0	0	0
Other	0	0	0	0	0	0	0	0	0	0
Subtotal FY 26			$1,690	$0						
Total	**$8,082**	**$6,393**	**$1,690**		**$0**	**$0**	**$0**	**$0**	**$0**	**$0**

Uses of Funds (in $000s):	Total Estimated Cost	Prior Expenses	FY 26 Carryforward	FY 26 Additional	FY 27	FY 28	FY 29	FY 30	FY 31	Future
Capital [1]	$8,079	$6,390	$1,690	$0	$0	$0	$0	$0	$0	$0
Contributions [2]	0	0	0	0	0	0	0	0	0	0
Non-Capital [3]	3	3	0	0	0	0	0	0	0	0
Subtotal FY 26			$1,690	$0						
Total	**$8,082**	**$6,393**	**$1,690**		**$0**	**$0**	**$0**	**$0**	**$0**	**$0**

[1] Capital includes, but is not limited to, expenses related to capitalizable Development, Design, Land Acquisition, Equipment, Construction and Administration required to complete the project.
[2] Contributions includes, but is not limited to, funding through an agreement to other Government Agencies, Youth Organizations, Cultural Service Organizations and other Non-Profit Organizations.
[3] Non-Capital includes, but is not limited to, expenses related to Building Maintenance, Grounds & Landscaping Maintenance, Non-Capitalizable Equipment and other Professional Services.

PROJECT TITLE:
TEMPLE TERRACE PARK IMPROVEMENTS
CIE REQUIREMENTS: Y
LEVEL OF SERVICE IMPACT: F

PROJECT NUMBER: C83688000

PROGRAM: PARKS

PROJECT DESCRIPTION:
Funding established to provide improvements to a park operated by the City of Temple Terrace. Location to be determined by the city.

Neighborhood Community Area:
City of Temple Terrace

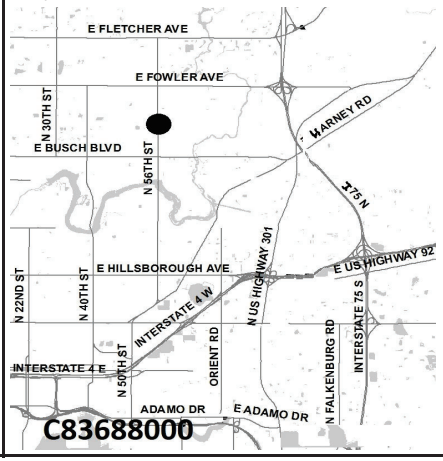

OPERATING COST IMPACT:
There is no annual operating costs to the county.

PROJECT COMPLETION DATE: TBD

Sources of Funds (in $000s):	Total Estimated Sources	Prior Funding	FY 26 Carryforward	FY 26 Additional	FY 27	FY 28	FY 29	FY 30	FY 31	Future
ARP Funds	$0	$0	$0	$0	$0	$0	$0	$0	$0	$0
Boat Fees	0	0	0	0	0	0	0	0	0	0
Community Invest. Tax IV	0	0	0	0	0	0	0	0	0	0
Financing	0	0	0	0	0	0	0	0	0	0
General Revenues-CW	450	0	450	0	0	0	0	0	0	0
General Revenues-ELAPI	0	0	0	0	0	0	0	0	0	0
General Revenues-R3M	0	0	0	0	0	0	0	0	0	0
General Revenues-UA	0	0	0	0	0	0	0	0	0	0
Grants & County Match	0	0	0	0	0	0	0	0	0	0
Impact Fees	0	0	0	0	0	0	0	0	0	0
Other	0	0	0	0	0	0	0	0	0	0
Subtotal FY 26			$450	$0						
Total	**$450**	**$0**	**$450**		**$0**	**$0**	**$0**	**$0**	**$0**	**$0**

Uses of Funds (in $000s):	Total Estimated Cost	Prior Expenses	FY 26 Carryforward	FY 26 Additional	FY 27	FY 28	FY 29	FY 30	FY 31	Future
Capital [1]	$0	$0	$0	$0	$0	$0	$0	$0	$0	$0
Contributions [2]	450	0	450	0	0	0	0	0	0	0
Non-Capital [3]	0	0	0	0	0	0	0	0	0	0
Subtotal FY 26			$450	$0						
Total	**$450**	**$0**	**$450**		**$0**	**$0**	**$0**	**$0**	**$0**	**$0**

[1] Capital includes, but is not limited to, expenses related to capitalizable Development, Design, Land Acquisition, Equipment, Construction and Administration required to complete the project.
[2] Contributions includes, but is not limited to, funding through an agreement to other Government Agencies, Youth Organizations, Cultural Service Organizations and other Non-Profit Organizations.
[3] Non-Capital includes, but is not limited to, expenses related to Building Maintenance, Grounds & Landscaping Maintenance, Non-Capitalizable Equipment and other Professional Services.

PROJECT TITLE:
TENNIS & BASKETBALL COURT RENOVATIONS AND REPLACEMENTS (R3M) (MP)
CIE REQUIREMENTS: Y
LEVEL OF SERVICE IMPACT: M

PROJECT NUMBER: C83314000

PROGRAM: PARKS

PROJECT DESCRIPTION:
Project is for replacing and renovating Tennis and Basketball courts at various County parks as part of scheduled lifecycle replacement in accordance with the Repair, Renovation, Replacement and Maintenance (R3M) Program.

Neighborhood Community Area:
Countywide

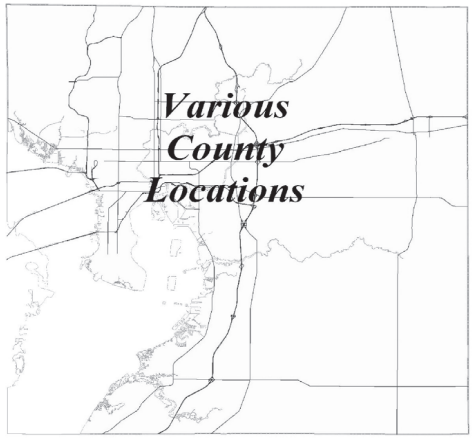

OPERATING COST IMPACT:
No significant change in annual operating costs is anticipated.

PROJECT COMPLETION DATE: Ongoing

Sources of Funds (in $000s):	Total Estimated Sources	Prior Funding	FY 26 Carryforward	FY 26 Additional	FY 27	FY 28	FY 29	FY 30	FY 31	Future
ARP Funds	$0	$0	$0	$0	$0	$0	$0	$0	$0	$0
Boat Fees	0	0	0	0	0	0	0	0	0	0
Community Invest. Tax IV	0	0	0	0	0	0	0	0	0	0
Financing	0	0	0	0	0	0	0	0	0	0
General Revenues-CW	0	0	0	0	0	0	0	0	0	0
General Revenues-ELAPI	0	0	0	0	0	0	0	0	0	0
General Revenues-R3M	2,465	1,641	824	0	0	0	0	0	0	0
General Revenues-UA	0	0	0	0	0	0	0	0	0	0
Grants & County Match	0	0	0	0	0	0	0	0	0	0
Impact Fees	0	0	0	0	0	0	0	0	0	0
Other	0	0	0	0	0	0	0	0	0	0
Subtotal FY 26			$824	$0						
Total	**$2,465**	**$1,641**	**$824**		**$0**	**$0**	**$0**	**$0**	**$0**	**$0**

Uses of Funds (in $000s):	Total Estimated Cost	Prior Expenses	FY 26 Carryforward	FY 26 Additional	FY 27	FY 28	FY 29	FY 30	FY 31	Future
Capital [1]	$0	$0	$0	$0	$0	$0	$0	$0	$0	$0
Contributions [2]	0	0	0	0	0	0	0	0	0	0
Non-Capital [3]	2,465	1,641	824	0	0	0	0	0	0	0
Subtotal FY 26			$824	$0						
Total	**$2,465**	**$1,641**	**$824**		**$0**	**$0**	**$0**	**$0**	**$0**	**$0**

[1] Capital includes, but is not limited to, expenses related to capitalizable Development, Design, Land Acquisition, Equipment, Construction and Administration required to complete the project.
[2] Contributions includes, but is not limited to, funding through an agreement to other Government Agencies, Youth Organizations, Cultural Service Organizations and other Non-Profit Organizations.
[3] Non-Capital includes, but is not limited to, expenses related to Building Maintenance, Grounds & Landscaping Maintenance, Non-Capitalizable Equipment and other Professional Services.

PROJECT TITLE: **PROJECT NUMBER: C83291000**

THE HISTORIC MOSELEY HOMESTEAD RENOVATIONS/PRESERVATION

CIE REQUIREMENTS: Y

LEVEL OF SERVICE IMPACT: M **PROGRAM: PARKS**

PROJECT DESCRIPTION:

Contribution of $250,000 to Timberly Trust, Trustee for the Historic Moseley Homestead for the purpose of renovations to preserve the buildings within this designated historic landmark site. In FY 20, the BOCC approved an additional $600,000 for preservation of assets at the Moseley Homestead and $600,000 for construction of a community center. Additionally in FY 23, the Board approved an additional $200,000 constribution for the project. Subsequently in FY 26, the Board approved an and additional $25,000 constribution for the project.

OPERATING COST IMPACT:

There is no annual operating costs to the county.

PROJECT COMPLETION DATE: TBD

Neighborhood Community Area:

Brandon

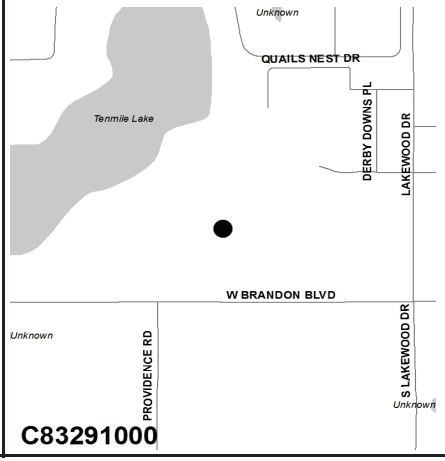

Sources of Funds (in $000s):	Total Estimated Sources	Prior Funding	FY 26 Carryforward	FY 26 Additional	FY 27	FY 28	FY 29	FY 30	FY 31	Future
ARP Funds	$0	$0	$0	$0	$0	$0	$0	$0	$0	$0
Boat Fees	0	0	0	0	0	0	0	0	0	0
Community Invest. Tax IV	0	0	0	0	0	0	0	0	0	0
Financing	0	0	0	0	0	0	0	0	0	0
General Revenues-CW	475	246	204	25	0	0	0	0	0	0
General Revenues-ELAPI	0	0	0	0	0	0	0	0	0	0
General Revenues-R3M	0	0	0	0	0	0	0	0	0	0
General Revenues-UA	0	0	0	0	0	0	0	0	0	0
Grants & County Match	0	0	0	0	0	0	0	0	0	0
Impact Fees	0	0	0	0	0	0	0	0	0	0
Other	1,200	0	1,200	0	0	0	0	0	0	0
Subtotal FY 26			$1,404	$25						
Total	**$1,675**	**$246**	**$1,429**		**$0**	**$0**	**$0**	**$0**	**$0**	**$0**

Uses of Funds (in $000s):	Total Estimated Cost	Prior Expenses	FY 26 Carryforward	FY 26 Additional	FY 27	FY 28	FY 29	FY 30	FY 31	Future
Capital [1]	$0	$0	$0	$0	$0	$0	$0	$0	$0	$0
Contributions [2]	1,429	0	1,404	25	0	0	0	0	0	0
Non-Capital [3]	246	246	0	0	0	0	0	0	0	0
Subtotal FY 26			$1,404	$25						
Total	**$1,675**	**$246**	**$1,429**		**$0**	**$0**	**$0**	**$0**	**$0**	**$0**

[1] Capital includes, but is not limited to, expenses related to capitalizable Development, Design, Land Acquisition, Equipment, Construction and Administration required to complete the project.

[2] Contributions includes, but is not limited to, funding through an agreement to other Government Agencies, Youth Organizations, Cultural Service Organizations and other Non-Profit Organizations.

[3] Non-Capital includes, but is not limited to, expenses related to Building Maintenance, Grounds & Landscaping Maintenance, Non-Capitalizable Equipment and other Professional Services.

PROJECT TITLE: **PROJECT NUMBER: C83643000**

THONOTOSASSA PARK IMPROVEMENT/EXPANSION

CIE REQUIREMENTS: Y

LEVEL OF SERVICE IMPACT: M **PROGRAM: PARKS**

PROJECT DESCRIPTION:

The purpose of the project is to provide new/expanded sports and recreational amenities for the Thonotosassa Community. The project will be planned in conjunction with a new replacement library on a recently acquired 36-acre property located at 10217 Main Street, Thonotosassa, north of the existing park at 10132 Skewlee road. Additional land acquired for the Park together with redeveloping the existing sports complex at the adjacent elementary school. Various options for the improvements will be considered; a master plan will be developed for shared infrastructure and amenities with the library.

OPERATING COST IMPACT:

Operating cost is estimated to be an additional $55,000 per year.

PROJECT COMPLETION DATE: TBD

Neighborhood Community Area:

Thonotosassa

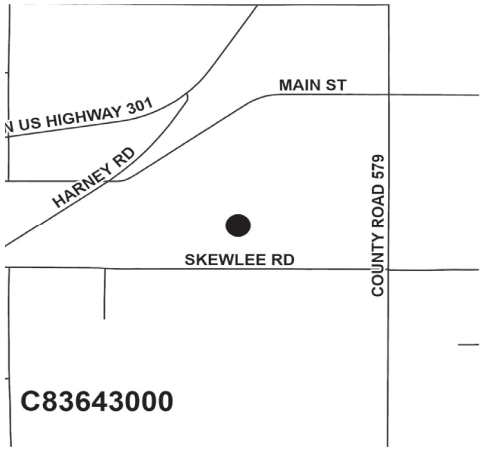

Sources of Funds (in $000s):	Total Estimated Sources	Prior Funding	FY 26 Carryforward	FY 26 Additional	FY 27	FY 28	FY 29	FY 30	FY 31	Future
ARP Funds	$0	$0	$0	$0	$0	$0	$0	$0	$0	$0
Boat Fees	0	0	0	0	0	0	0	0	0	0
Community Invest. Tax IV	0	0	0	0	0	0	0	0	0	0
Financing	0	0	0	0	0	0	0	0	0	0
General Revenues-CW	0	0	0	0	0	0	0	0	0	0
General Revenues-ELAPI	0	0	0	0	0	0	0	0	0	0
General Revenues-R3M	0	0	0	0	0	0	0	0	0	0
General Revenues-UA	9,418	0	9,418	0	0	0	0	0	0	0
Grants & County Match	710	0	710	0	0	0	0	0	0	0
Impact Fees	1,250	880	370	0	0	0	0	0	0	0
Other	0	0	0	0	0	0	0	0	0	0
Subtotal FY 26			$10,498	$0						
Total	**$11,378**	**$880**	**$10,498**		**$0**	**$0**	**$0**	**$0**	**$0**	**$0**

Uses of Funds (in $000s):	Total Estimated Cost	Prior Expenses	FY 26 Carryforward	FY 26 Additional	FY 27	FY 28	FY 29	FY 30	FY 31	Future
Capital [1]	$11,378	$880	$10,498	$0	$0	$0	$0	$0	$0	$0
Contributions [2]	0	0	0	0	0	0	0	0	0	0
Non-Capital [3]	0	0	0	0	0	0	0	0	0	0
Subtotal FY 26			$10,498	$0						
Total	**$11,378**	**$880**	**$10,498**		**$0**	**$0**	**$0**	**$0**	**$0**	**$0**

[1] Capital includes, but is not limited to, expenses related to capitalizable Development, Design, Land Acquisition, Equipment, Construction and Administration required to complete the project.

[2] Contributions includes, but is not limited to, funding through an agreement to other Government Agencies, Youth Organizations, Cultural Service Organizations and other Non-Profit Organizations.

[3] Non-Capital includes, but is not limited to, expenses related to Building Maintenance, Grounds & Landscaping Maintenance, Non-Capitalizable Equipment and other Professional Services.

PROJECT TITLE:
VETERANS MEMORIAL PARK ENTRANCE AND OTHER IMPROVEMENTS
CIE REQUIREMENTS: Y
LEVEL OF SERVICE IMPACT: E

PROJECT NUMBER: C83673000

PROGRAM: PARKS

PROJECT DESCRIPTION:
The project will provide development of the Park entrance and other improvements including enhancements to memorials, infrastructure, and amenities. Project will support land acquisition and development for future expansion.

OPERATING COST IMPACT:
No significant change in annual operating costs is anticipated.

PROJECT COMPLETION DATE: Various

Neighborhood Community Area:
East Lake Orient Park

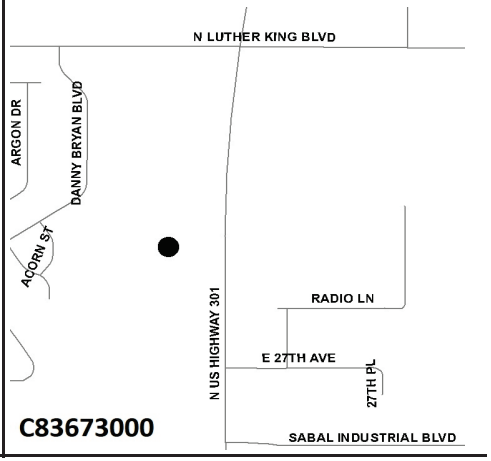

Sources of Funds (in $000s):	Total Estimated Sources	Prior Funding	FY 26 Carryforward	FY 26 Additional	FY 27	FY 28	FY 29	FY 30	FY 31	Future
ARP Funds	$0	$0	$0	$0	$0	$0	$0	$0	$0	$0
Boat Fees	0	0	0	0	0	0	0	0	0	0
Community Invest. Tax IV	965	881	84	0	0	0	0	0	0	0
Financing	0	0	0	0	0	0	0	0	0	0
General Revenues-CW	16,100	4,085	7,015	5,000	0	0	0	0	0	0
General Revenues-ELAPI	0	0	0	0	0	0	0	0	0	0
General Revenues-R3M	0	0	0	0	0	0	0	0	0	0
General Revenues-UA	0	0	0	0	0	0	0	0	0	0
Grants & County Match	0	0	0	0	0	0	0	0	0	0
Impact Fees	0	0	0	0	0	0	0	0	0	0
Other	0	0	0	0	0	0	0	0	0	0
Subtotal FY 26			$7,100	$5,000						
Total	**$17,065**	**$4,965**	**$12,100**		**$0**	**$0**	**$0**	**$0**	**$0**	**$0**

Uses of Funds (in $000s):	Total Estimated Cost	Prior Expenses	FY 26 Carryforward	FY 26 Additional	FY 27	FY 28	FY 29	FY 30	FY 31	Future
Capital [1]	$17,065	$4,965	$7,100	$5,000	$0	$0	$0	$0	$0	$0
Contributions [2]	0	0	0	0	0	0	0	0	0	0
Non-Capital [3]	0	0	0	0	0	0	0	0	0	0
Subtotal FY 26			$7,100	$5,000						
Total	**$17,065**	**$4,965**	**$12,100**		**$0**	**$0**	**$0**	**$0**	**$0**	**$0**

[1] Capital includes, but is not limited to, expenses related to capitalizable Development, Design, Land Acquisition, Equipment, Construction and Administration required to complete the project.
[2] Contributions includes, but is not limited to, funding through an agreement to other Government Agencies, Youth Organizations, Cultural Service Organizations and other Non-Profit Organizations.
[3] Non-Capital includes, but is not limited to, expenses related to Building Maintenance, Grounds & Landscaping Maintenance, Non-Capitalizable Equipment and other Professional Services.

PROJECT TITLE:
VETERANS MEMORIAL PARK RENOVATIONS (R3M)
CIE REQUIREMENTS: Y
LEVEL OF SERVICE IMPACT: M

PROJECT NUMBER: C83676000

PROGRAM: PARKS

PROJECT DESCRIPTION:
The project will provide design and construction of renovation/replacement to the existing Rear Admiral Leroy Collins, Jr. Veterans Museum located at the park

OPERATING COST IMPACT:
No significant change in annual operating costs is anticipated.

PROJECT COMPLETION DATE: TBD

Neighborhood Community Area:
East Lake Orient Park

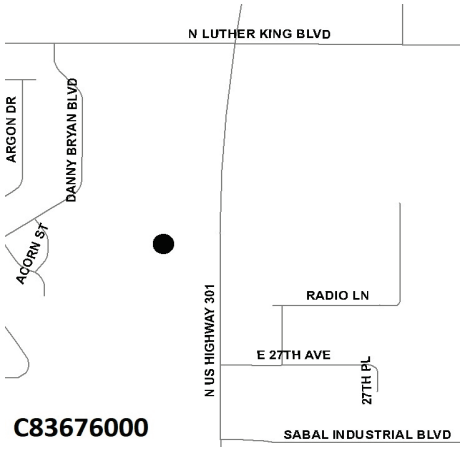

Sources of Funds (in $000s):	Total Estimated Sources	Prior Funding	FY 26 Carryforward	FY 26 Additional	FY 27	FY 28	FY 29	FY 30	FY 31	Future
ARP Funds	$0	$0	$0	$0	$0	$0	$0	$0	$0	$0
Boat Fees	0	0	0	0	0	0	0	0	0	0
Community Invest. Tax IV	0	0	0	0	0	0	0	0	0	0
Financing	0	0	0	0	0	0	0	0	0	0
General Revenues-CW	0	0	0	0	0	0	0	0	0	0
General Revenues-ELAPI	0	0	0	0	0	0	0	0	0	0
General Revenues-R3M	1,200	81	1,119	0	0	0	0	0	0	0
General Revenues-UA	0	0	0	0	0	0	0	0	0	0
Grants & County Match	0	0	0	0	0	0	0	0	0	0
Impact Fees	0	0	0	0	0	0	0	0	0	0
Other	0	0	0	0	0	0	0	0	0	0
Subtotal FY 26			$1,119	$0						
Total	**$1,200**	**$81**	**$1,119**		**$0**	**$0**	**$0**	**$0**	**$0**	**$0**

Uses of Funds (in $000s):	Total Estimated Cost	Prior Expenses	FY 26 Carryforward	FY 26 Additional	FY 27	FY 28	FY 29	FY 30	FY 31	Future
Capital [1]	$4	$4	$0	$0	$0	$0	$0	$0	$0	$0
Contributions [2]	0	0	0	0	0	0	0	0	0	0
Non-Capital [3]	1,196	77	1,119	0	0	0	0	0	0	0
Subtotal FY 26			$1,119	$0						
Total	**$1,200**	**$81**	**$1,119**		**$0**	**$0**	**$0**	**$0**	**$0**	**$0**

[1] Capital includes, but is not limited to, expenses related to capitalizable Development, Design, Land Acquisition, Equipment, Construction and Administration required to complete the project.
[2] Contributions includes, but is not limited to, funding through an agreement to other Government Agencies, Youth Organizations, Cultural Service Organizations and other Non-Profit Organizations.
[3] Non-Capital includes, but is not limited to, expenses related to Building Maintenance, Grounds & Landscaping Maintenance, Non-Capitalizable Equipment and other Professional Services.

PROJECT TITLE:
VICTOR CRIST CENTER CHILLER AND CONTROLS REPLACEMENTS (R3M)

PROJECT NUMBER: C83709000

CIE REQUIREMENTS: Y

LEVEL OF SERVICE IMPACT: M

PROGRAM: PARKS

PROJECT DESCRIPTION:
Project is for the replacement of the HVAC Chillers that serve the Center that have reached their life expectancy.

OPERATING COST IMPACT:
No significant change in annual operating costs is anticipated.

PROJECT COMPLETION DATE: Oct 2026

Neighborhood Community Area:
University Area Community

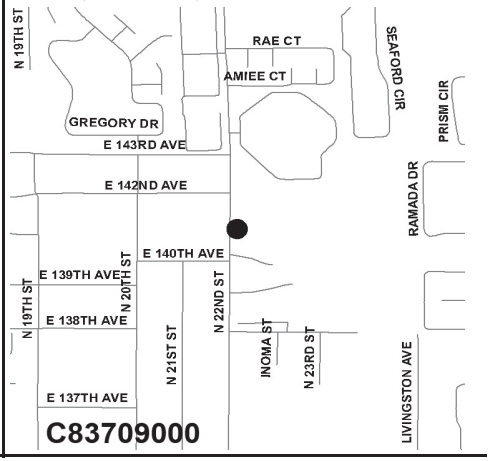

Sources of Funds (in $000s):	Total Estimated Sources	Prior Funding	FY 26 Carryforward	FY 26 Additional	FY 27	FY 28	FY 29	FY 30	FY 31	Future
ARP Funds	$0	$0	$0	$0	$0	$0	$0	$0	$0	$0
Boat Fees	0	0	0	0	0	0	0	0	0	0
Community Invest. Tax IV	0	0	0	0	0	0	0	0	0	0
Financing	0	0	0	0	0	0	0	0	0	0
General Revenues-CW	0	0	0	0	0	0	0	0	0	0
General Revenues-ELAPI	0	0	0	0	0	0	0	0	0	0
General Revenues-R3M	750	0	0	750	0	0	0	0	0	0
General Revenues-UA	0	0	0	0	0	0	0	0	0	0
Grants & County Match	0	0	0	0	0	0	0	0	0	0
Impact Fees	0	0	0	0	0	0	0	0	0	0
Other	0	0	0	0	0	0	0	0	0	0
Subtotal FY 26			$0	$750						
Total	**$750**	**$0**	**$750**		**$0**	**$0**	**$0**	**$0**	**$0**	**$0**

Uses of Funds (in $000s):	Total Estimated Cost	Prior Expenses	FY 26 Carryforward	FY 26 Additional	FY 27	FY 28	FY 29	FY 30	FY 31	Future
Capital [1]	$0	$0	$0	$0	$0	$0	$0	$0	$0	$0
Contributions [2]	0	0	0	0	0	0	0	0	0	0
Non-Capital [3]	750	0	0	750	0	0	0	0	0	0
Subtotal FY 26			$0	$750						
Total	**$750**	**$0**	**$750**		**$0**	**$0**	**$0**	**$0**	**$0**	**$0**

[1] Capital includes, but is not limited to, expenses related to capitalizable Development, Design, Land Acquisition, Equipment, Construction and Administration required to complete the project.
[2] Contributions includes, but is not limited to, funding through an agreement to other Government Agencies, Youth Organizations, Cultural Service Organizations and other Non-Profit Organizations.
[3] Non-Capital includes, but is not limited to, expenses related to Building Maintenance, Grounds & Landscaping Maintenance, Non-Capitalizable Equipment and other Professional Services.

PROJECT TITLE:
VICTOR CRIST CENTER ROOF REPLACEMENT (R3M)

PROJECT NUMBER: C83710000

CIE REQUIREMENTS: Y

LEVEL OF SERVICE IMPACT: M

PROGRAM: PARKS

PROJECT DESCRIPTION:
Project is for the replacement of the roof that has reached its life expectancy.

OPERATING COST IMPACT:
No significant change in annual operating costs is anticipated.

PROJECT COMPLETION DATE: Oct 2026

Neighborhood Community Area:
University Area Community

Sources of Funds (in $000s):	Total Estimated Sources	Prior Funding	FY 26 Carryforward	FY 26 Additional	FY 27	FY 28	FY 29	FY 30	FY 31	Future
ARP Funds	$0	$0	$0	$0	$0	$0	$0	$0	$0	$0
Boat Fees	0	0	0	0	0	0	0	0	0	0
Community Invest. Tax IV	0	0	0	0	0	0	0	0	0	0
Financing	0	0	0	0	0	0	0	0	0	0
General Revenues-CW	0	0	0	0	0	0	0	0	0	0
General Revenues-ELAPI	0	0	0	0	0	0	0	0	0	0
General Revenues-R3M	1,500	0	0	1,500	0	0	0	0	0	0
General Revenues-UA	0	0	0	0	0	0	0	0	0	0
Grants & County Match	0	0	0	0	0	0	0	0	0	0
Impact Fees	0	0	0	0	0	0	0	0	0	0
Other	0	0	0	0	0	0	0	0	0	0
Subtotal FY 26			$0	$1,500						
Total	**$1,500**	**$0**	**$1,500**		**$0**	**$0**	**$0**	**$0**	**$0**	**$0**

Uses of Funds (in $000s):	Total Estimated Cost	Prior Expenses	FY 26 Carryforward	FY 26 Additional	FY 27	FY 28	FY 29	FY 30	FY 31	Future
Capital [1]	$0	$0	$0	$0	$0	$0	$0	$0	$0	$0
Contributions [2]	0	0	0	0	0	0	0	0	0	0
Non-Capital [3]	1,500	0	0	1,500	0	0	0	0	0	0
Subtotal FY 26			$0	$1,500						
Total	**$1,500**	**$0**	**$1,500**		**$0**	**$0**	**$0**	**$0**	**$0**	**$0**

[1] Capital includes, but is not limited to, expenses related to capitalizable Development, Design, Land Acquisition, Equipment, Construction and Administration required to complete the project.
[2] Contributions includes, but is not limited to, funding through an agreement to other Government Agencies, Youth Organizations, Cultural Service Organizations and other Non-Profit Organizations.
[3] Non-Capital includes, but is not limited to, expenses related to Building Maintenance, Grounds & Landscaping Maintenance, Non-Capitalizable Equipment and other Professional Services.

PROJECT TITLE:
WIMAUMA NEW COMMUNITY CENTER
CIE REQUIREMENTS: Y
LEVEL OF SERVICE IMPACT: F

PROJECT NUMBER: C83705000

PROGRAM: PARKS

PROJECT DESCRIPTION:
The project is for the purpose of project development /preliminary engineering for a future community center and library together with expanded park amenities at the existing Bethune Park located at 5809 Edina St, Wimauma, FL and 6714 North St., Wimauma, FL. This is anticipated to be a partnership project between Library and Parks Services based on the Bethune Park Master Plan presented to the Board in January 2025. Separate funding is included for this project within the Library Services CIP.

OPERATING COST IMPACT:
Operating cost impact to be determined in the future.

PROJECT COMPLETION DATE: TBD

Neighborhood Community Area:
Wimauma

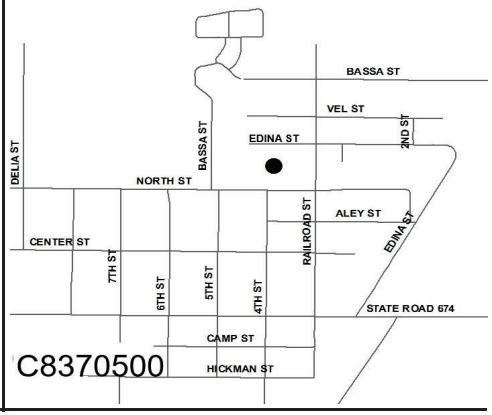

Sources of Funds (in $000s):	Total Estimated Sources	Prior Funding	FY 26 Carryforward	FY 26 Additional	FY 27	FY 28	FY 29	FY 30	FY 31	Future
ARP Funds	$0	$0	$0	$0	$0	$0	$0	$0	$0	$0
Boat Fees	0	0	0	0	0	0	0	0	0	0
Community Invest. Tax IV	0	0	0	0	0	0	0	0	0	0
Financing	0	0	0	0	0	0	0	0	0	0
General Revenues-CW	0	0	0	0	0	0	0	0	0	0
General Revenues-ELAPI	0	0	0	0	0	0	0	0	0	0
General Revenues-R3M	0	0	0	0	0	0	0	0	0	0
General Revenues-UA	100	0	0	100	0	0	0	0	0	0
Grants & County Match	0	0	0	0	0	0	0	0	0	0
Impact Fees	0	0	0	0	0	0	0	0	0	0
Other	0	0	0	0	0	0	0	0	0	0
Subtotal FY 26			$0	$100						
Total	**$100**	**$0**	**$100**		**$0**	**$0**	**$0**	**$0**	**$0**	**$0**

Uses of Funds (in $000s):	Total Estimated Cost	Prior Expenses	FY 26 Carryforward	FY 26 Additional	FY 27	FY 28	FY 29	FY 30	FY 31	Future
Capital [1]	$100	$0	$0	$100	$0	$0	$0	$0	$0	$0
Contributions [2]	0	0	0	0	0	0	0	0	0	0
Non-Capital [3]	0	0	0	0	0	0	0	0	0	0
Subtotal FY 26			$0	$100						
Total	**$100**	**$0**	**$100**		**$0**	**$0**	**$0**	**$0**	**$0**	**$0**

[1] Capital includes, but is not limited to, expenses related to capitalizable Development, Design, Land Acquisition, Equipment, Construction and Administration required to complete the project.
[2] Contributions includes, but is not limited to, funding through an agreement to other Government Agencies, Youth Organizations, Cultural Service Organizations and other Non-Profit Organizations.
[3] Non-Capital includes, but is not limited to, expenses related to Building Maintenance, Grounds & Landscaping Maintenance, Non-Capitalizable Equipment and other Professional Services.

PROJECT TITLE:
WINSTON PARK SPLASH PAD
CIE REQUIREMENTS: Y
LEVEL OF SERVICE IMPACT: E

PROJECT NUMBER: C83651000

PROGRAM: PARKS

PROJECT DESCRIPTION:
The project includes design and construction of a new splash pad at the existing Winston Park located at 7605 Destin Drive, Tampa. Scope includes supporting infrastructure and amenities such as benches, trash receptacles and water fountains as budget will allow.

OPERATING COST IMPACT:
Operating cost is estimated to be an additional $85,000 per year.

PROJECT COMPLETION DATE: Post Construction

Neighborhood Community Area:
Greater Palm River

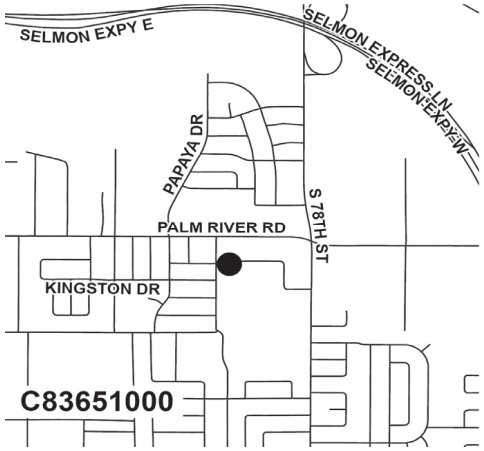

Sources of Funds (in $000s):	Total Estimated Sources	Prior Funding	FY 26 Carryforward	FY 26 Additional	FY 27	FY 28	FY 29	FY 30	FY 31	Future
ARP Funds	$0	$0	$0	$0	$0	$0	$0	$0	$0	$0
Boat Fees	0	0	0	0	0	0	0	0	0	0
Community Invest. Tax IV	0	0	0	0	0	0	0	0	0	0
Financing	0	0	0	0	0	0	0	0	0	0
General Revenues-CW	0	0	0	0	0	0	0	0	0	0
General Revenues-ELAPI	0	0	0	0	0	0	0	0	0	0
General Revenues-R3M	0	0	0	0	0	0	0	0	0	0
General Revenues-UA	900	864	36	0	0	0	0	0	0	0
Grants & County Match	0	0	0	0	0	0	0	0	0	0
Impact Fees	0	0	0	0	0	0	0	0	0	0
Other	0	0	0	0	0	0	0	0	0	0
Subtotal FY 26			$36	$0						
Total	**$900**	**$864**	**$36**		**$0**	**$0**	**$0**	**$0**	**$0**	**$0**

Uses of Funds (in $000s):	Total Estimated Cost	Prior Expenses	FY 26 Carryforward	FY 26 Additional	FY 27	FY 28	FY 29	FY 30	FY 31	Future
Capital [1]	$900	$864	$36	$0	$0	$0	$0	$0	$0	$0
Contributions [2]	0	0	0	0	0	0	0	0	0	0
Non-Capital [3]	0	0	0	0	0	0	0	0	0	0
Subtotal FY 26			$36	$0						
Total	**$900**	**$864**	**$36**		**$0**	**$0**	**$0**	**$0**	**$0**	**$0**

[1] Capital includes, but is not limited to, expenses related to capitalizable Development, Design, Land Acquisition, Equipment, Construction and Administration required to complete the project.
[2] Contributions includes, but is not limited to, funding through an agreement to other Government Agencies, Youth Organizations, Cultural Service Organizations and other Non-Profit Organizations.
[3] Non-Capital includes, but is not limited to, expenses related to Building Maintenance, Grounds & Landscaping Maintenance, Non-Capitalizable Equipment and other Professional Services.

Hillsborough County Florida

For more information, contact the Management & Budget Department
(813) 272-5890 • HCFL.gov/Budget

Solid Waste Enterprise Program

Hillsborough County Florida

For more information, contact the Management & Budget Department
(813) 272-5890 • HCFL.gov/Budget

SOLID WASTE ENTERPRISE PROGRAM
SOURCES AND USES OF FUNDS SUMMARY
(in thousands)

Sources of Funds:	TOTAL ESTIMATED SOURCES	PRIOR FUNDING	FY 26 Carryforward	FY 26 Additional	FY 27	FY 28	FY 29	FY 30	FY 31	FUTURE
Enterprise Fees	$194,155	$22,605	$51,534	$41,499	$0	$68,016	$3,500	$3,500	$3,500	$0
Financing	152,322	4,829	80,535	4,958	0	0	0	0	0	62,000
Subtotal FY 26			$132,070	$46,457						
Total	**$346,477**	**$27,434**	**$178,527**		**$0**	**$68,016**	**$3,500**	**$3,500**	**$3,500**	**$62,000**

TOTAL FY 26 - FY 31 = $257,043

Uses of Funds:	TOTAL ESTIMATED COST	PRIOR EXPENSES	FY 26 Carryforward	FY 26 Additional	FY 27	FY 28	FY 29	FY 30	FY 31	FUTURE
Capital [1]	$346,010	$26,967	$132,070	$46,457	$0	$68,016	$3,500	$3,500	$3,500	$62,000
Contributions [2]	0	0	0	0	0	0	0	0	0	0
Non-Capital [3]	467	467	0	0	0	0	0	0	0	0
Subtotal FY 26			$132,070	$46,457						
Total	**$346,477**	**$27,434**	**$178,527**		**$0**	**$68,016**	**$3,500**	**$3,500**	**$3,500**	**$62,000**

TOTAL FY 26 - FY 31 = $257,043

[1] Capital includes, but is not limited to, expenses related to capitalizable Development, Design, Land Acquisition, Equipment, Construction and Administration required to complete the project.

[2] Contributions includes, but is not limited to, funding through an agreement to other Government Agencies, Youth Organizations, Cultural Service Organizations and other Non-Profit Organizations.

[3] Non-Capital includes, but is not limited to, expenses related to Building Maintenance, Grounds & Landscaping Maintenance, Non-Capitalizable Equipment and other Professional Services.

SOLID WASTE ENTERPRISE PROGRAM
COMPLETED AND CANCELED PROJECTS - FY 25

PROJECT NUMBER	PROJECT TITLE	ACTUAL/PROJECTED COMPLETION DATE (1)
DEFERRED PROJECTS		
C54085000	Northwest TS and LF Facility Improvements (MP)	Deferred
C54088000	RRF Fly Ash Separation and Building Expansion	Deferred
C54086000	South County TS Facility Improvements (MP)	Deferred
C54076000	Southeast County Landfill Facility Improvements (MP)	Deferred

(1) Includes projects anticipated to be completed by 09/30/25

SOLID WASTE ENTERPRISE PROGRAM
PROJECTS SUMMARY SCHEDULE
(in thousands)

PROJECT NUMBER	PROJECT TITLE	TOTAL ESTIMATED COST	PRIOR EXPENSES	FY 26 Carryforward	FY 26 Additional	FY 27	FY 28	FY 29	FY 30	FY 31	FUTURE	PROJECT COMPLETION DATE
C54065000	Countywide Solid Waste Management Facilities R&R (MP)	$47,903	$10,843	$16,560	$3,000	$0	$7,000	$3,500	$3,500	$3,500	$0	Ongoing
C54067000	Northwest Transfer Facility Improvements	57,920	3,826	48,637	5,458	0	0	0	0	0	0	Dec 2029
C54075000	Resource Recovery Facility Improvements (MP)	55,650	5,884	9,766	0	0	0	0	0	0	40,000	Ongoing
C54089000	RRF Waste Handling and Crane Improvements	20,000	500	19,500	0	0	0	0	0	0	0	Dec 2029
C54084000	Solid Waste Operations Center (SWOC)	22,000	0	0	0	0	0	0	0	0	22,000	Dec 2029
C54080000	Southeast County Landfill Closure	35,762	500	13,366	11,599	0	10,296	0	0	0	0	Dec 2028
C54077000	Southeast County Landfill Expansion	92,242	4,881	10,241	26,400	0	50,720	0	0	0	0	Dec 2028
C54087000	Southeast County Landfill Leachate Storage System	15,000	1,000	14,000	0	0	0	0	0	0	0	Dec 2027
	Subtotal FY 26			$132,070	$46,457							
	Total Solid Waste Enterprise Program	$346,477	$27,434	$178,527		$0	$68,016	$3,500	$3,500	$3,500	$62,000	

TOTAL FY 26 - FY 31 = $257,043

* New Project TBD - To be Determined

(MP) - Master Project - A listing of sub-projects under this master project will appear in the Appendix section of the CIP document.

PROJECT TITLE:
COUNTYWIDE SOLID WASTE MANAGEMENT FACILITIES R&R (MP)
CIE REQUIREMENTS: Y
LEVEL OF SERVICE IMPACT: E

PROJECT NUMBER: C54065000

PROGRAM: SOLID WASTE ENTERPRISE

PROJECT DESCRIPTION:
Provide facility upgrades/rehabilitation and replacement of fixed assets at various Solid Waste facilities, including but not limited to Transfer Stations, Scale Houses, Scales, Surveillance Equipment, Citizen Convenience Centers, Unattended Scale Equipment, Knuckle Boom Cranes, Yard Waste Sites, Closed Landfills, Southeast County Landfill, Landfill Gas Monitoring Facilities, Leachate Collection and Treatment Facilities, etc. The various projects are intended to extend their service life and maintain the existing level of service or to improve the services provided to the community.

OPERATING COST IMPACT:
No significant change in operating cost is anticipated.

PROJECT COMPLETION DATE: Ongoing

Neighborhood Community Area:
Countywide

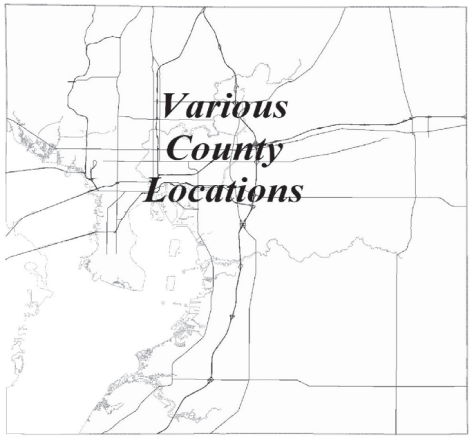

Sources of Funds (in $000s):	Total Estimated Sources	Prior Funding	FY 26 Carryforward	FY 26 Additional	FY 27	FY 28	FY 29	FY 30	FY 31	Future
Enterprise Fees	$47,232	$10,172	$16,560	$3,000	$0	$7,000	$3,500	$3,500	$3,500	$0
Financing	671	671	0	0	0	0	0	0	0	0
Subtotal FY 26			$16,560	$3,000						
Total	**$47,903**	**$10,843**	**$19,560**		**$0**	**$7,000**	**$3,500**	**$3,500**	**$3,500**	**$0**

Uses of Funds (in $000s):	Total Estimated Cost	Prior Expenses	FY 26 Carryforward	FY 26 Additional	FY 27	FY 28	FY 29	FY 30	FY 31	Future
Capital [1]	$47,436	$10,376	$16,560	$3,000	$0	$7,000	$3,500	$3,500	$3,500	$0
Contributions [2]	0	0	0	0	0	0	0	0	0	0
Non-Capital [3]	467	467	0	0	0	0	0	0	0	0
Subtotal FY 26			$16,560	$3,000						
Total	**$47,903**	**$10,843**	**$19,560**		**$0**	**$7,000**	**$3,500**	**$3,500**	**$3,500**	**$0**

[1] Capital includes, but is not limited to, expenses related to capitalizable Development, Design, Land Acquisition, Equipment, Construction and Administration required to complete the project.
[2] Contributions includes, but is not limited to, funding through an agreement to other Government Agencies, Youth Organizations, Cultural Service Organizations and other Non-Profit Organizations.
[3] Non-Capital includes, but is not limited to, expenses related to Building Maintenance, Grounds & Landscaping Maintenance, Non-Capitalizable Equipment and other Professional Services.

PROJECT TITLE:
NORTHWEST TRANSFER FACILITY IMPROVEMENTS
CIE REQUIREMENTS: Y
LEVEL OF SERVICE IMPACT: E

PROJECT NUMBER: C54067000

PROGRAM: SOLID WASTE ENTERPRISE

PROJECT DESCRIPTION:
Design, permitting, construction, construction quality assurance and inspections for improvements to the Scalehouse, Fuel Island, new enlarged Transfer Station onsite leachate, sewerage collection and disposal . Major improvements are necessary to provide a better site configuration thus improving safety, customer traffic flow, improve stormwater management, improve efficiency of the operation and an expanded layout that will improve the overall customer experience while using the facility.

OPERATING COST IMPACT:
No significant change in operating cost is anticipated.

PROJECT COMPLETION DATE: Dec 2029

Neighborhood Community Area:
Northwest Hillsborough

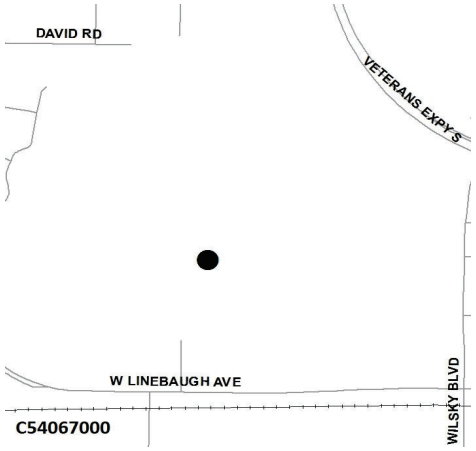

Sources of Funds (in $000s):	Total Estimated Sources	Prior Funding	FY 26 Carryforward	FY 26 Additional	FY 27	FY 28	FY 29	FY 30	FY 31	Future
Enterprise Fees	$3,269	$1,168	$1,601	$500	$0	$0	$0	$0	$0	$0
Financing	54,651	2,658	47,035	4,958	0	0	0	0	0	0
Subtotal FY 26			$48,637	$5,458						
Total	**$57,920**	**$3,826**	**$54,094**		**$0**	**$0**	**$0**	**$0**	**$0**	**$0**

Uses of Funds (in $000s):	Total Estimated Cost	Prior Expenses	FY 26 Carryforward	FY 26 Additional	FY 27	FY 28	FY 29	FY 30	FY 31	Future
Capital [1]	$57,920	$3,826	$48,637	$5,458	$0	$0	$0	$0	$0	$0
Contributions [2]	0	0	0	0	0	0	0	0	0	0
Non-Capital [3]	0	0	0	0	0	0	0	0	0	0
Subtotal FY 26			$48,637	$5,458						
Total	**$57,920**	**$3,826**	**$54,094**		**$0**	**$0**	**$0**	**$0**	**$0**	**$0**

[1] Capital includes, but is not limited to, expenses related to capitalizable Development, Design, Land Acquisition, Equipment, Construction and Administration required to complete the project.
[2] Contributions includes, but is not limited to, funding through an agreement to other Government Agencies, Youth Organizations, Cultural Service Organizations and other Non-Profit Organizations.
[3] Non-Capital includes, but is not limited to, expenses related to Building Maintenance, Grounds & Landscaping Maintenance, Non-Capitalizable Equipment and other Professional Services.

PROJECT TITLE:
RESOURCE RECOVERY FACILITY IMPROVEMENTS (MP)
CIE REQUIREMENTS: Y
LEVEL OF SERVICE IMPACT: M

PROJECT NUMBER: C54075000

PROGRAM: SOLID WASTE ENTERPRISE

PROJECT DESCRIPTION:
The Resource Recovery Facility (RRF) has four (4) boilers that burn municipal solid waste to generate steam for two (2) turbines that generate 35-40 Megawatts (MW) of electricity for use by other County Departments and for retail sales that generate revenue for the Department. Three of the Boilers, Units 1 through 3, were built in 1989 and Unit 4 was built in 2009. Anticipated capital costs include - Road Improvements, Boiler Units 1 through Unit 3 (increases combustion efficiency for increase processing) Ash/Runoff Diversion (increased environmental protection with separation of stormwater and ash); Boiler Steam and Tube Replacement and upgrade(replacement of tubes with different metal alloys for improved service life); and facility system improvement to other waste handling and combustion systems; electrical generating capacity and transmission; environmental, safety controls and facility improvements to operations and customer service.

OPERATING COST IMPACT:
No significant change in operating cost is anticipated.

PROJECT COMPLETION DATE: Ongoing

Neighborhood Community Area:
Brandon

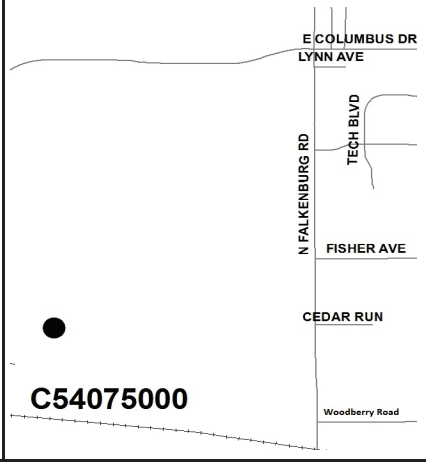

Sources of Funds (in $000s):	Total Estimated Sources	Prior Funding	FY 26 Carryforward	FY 26 Additional	FY 27	FY 28	FY 29	FY 30	FY 31	Future
Enterprise Fees	$15,650	$5,884	$9,766	$0	$0	$0	$0	$0	$0	$0
Financing	40,000	0	0	0	0	0	0	0	0	40,000
Subtotal FY 26			$9,766	$0						
Total	**$55,650**	**$5,884**	**$9,766**		**$0**	**$0**	**$0**	**$0**	**$0**	**$40,000**

Uses of Funds (in $000s):	Total Estimated Cost	Prior Expenses	FY 26 Carryforward	FY 26 Additional	FY 27	FY 28	FY 29	FY 30	FY 31	Future
Capital [1]	$55,650	$5,884	$9,766	$0	$0	$0	$0	$0	$0	$40,000
Contributions [2]	0	0	0	0	0	0	0	0	0	0
Non-Capital [3]	0	0	0	0	0	0	0	0	0	0
Subtotal FY 26			$9,766	$0						
Total	**$55,650**	**$5,884**	**$9,766**		**$0**	**$0**	**$0**	**$0**	**$0**	**$40,000**

[1] Capital includes, but is not limited to, expenses related to capitalizable Development, Design, Land Acquisition, Equipment, Construction and Administration required to complete the project.
[2] Contributions includes, but is not limited to, funding through an agreement to other Government Agencies, Youth Organizations, Cultural Service Organizations and other Non-Profit Organizations.
[3] Non-Capital includes, but is not limited to, expenses related to Building Maintenance, Grounds & Landscaping Maintenance, Non-Capitalizable Equipment and other Professional Services.

PROJECT TITLE:
RRF WASTE HANDLING AND CRANE IMPROVEMENTS
CIE REQUIREMENTS: Y
LEVEL OF SERVICE IMPACT: E

PROJECT NUMBER: C54089000

PROGRAM: SOLID WASTE ENTERPRISE

PROJECT DESCRIPTION:
The replacement of the Crane System at the Resource Recovery Facility (RRF) to improve efficiency of handling of waste. The current Crane System is past it's life expectancy and undersized to meet current operational capacity. Replacing the current system will provide reliability and decrease downtime allowing the operator (Reworld formally known as Covanta) to move route trucks in and out of the facility more efficiently.

OPERATING COST IMPACT:
The operation and maintenance will fall under Reworld (formally known as Covanta) operational contract with Hillsborough County.

PROJECT COMPLETION DATE: Dec 2029

Neighborhood Community Area:
Brandon

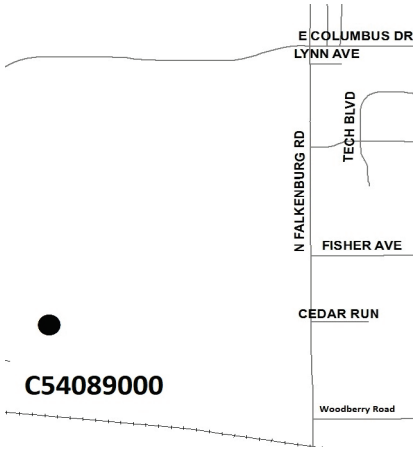

Sources of Funds (in $000s):	Total Estimated Sources	Prior Funding	FY 26 Carryforward	FY 26 Additional	FY 27	FY 28	FY 29	FY 30	FY 31	Future
Enterprise Fees	$0	$0	$0	$0	$0	$0	$0	$0	$0	$0
Financing	20,000	500	19,500	0	0	0	0	0	0	0
Subtotal FY 26			$19,500	$0						
Total	**$20,000**	**$500**	**$19,500**		**$0**	**$0**	**$0**	**$0**	**$0**	**$0**

Uses of Funds (in $000s):	Total Estimated Cost	Prior Expenses	FY 26 Carryforward	FY 26 Additional	FY 27	FY 28	FY 29	FY 30	FY 31	Future
Capital [1]	$20,000	$500	$19,500	$0	$0	$0	$0	$0	$0	$0
Contributions [2]	0	0	0	0	0	0	0	0	0	0
Non-Capital [3]	0	0	0	0	0	0	0	0	0	0
Subtotal FY 26			$19,500	$0						
Total	**$20,000**	**$500**	**$19,500**		**$0**	**$0**	**$0**	**$0**	**$0**	**$0**

[1] Capital includes, but is not limited to, expenses related to capitalizable Development, Design, Land Acquisition, Equipment, Construction and Administration required to complete the project.
[2] Contributions includes, but is not limited to, funding through an agreement to other Government Agencies, Youth Organizations, Cultural Service Organizations and other Non-Profit Organizations.
[3] Non-Capital includes, but is not limited to, expenses related to Building Maintenance, Grounds & Landscaping Maintenance, Non-Capitalizable Equipment and other Professional Services.

PROJECT TITLE:
SOLID WASTE OPERATIONS CENTER (SWOC)
CIE REQUIREMENTS: Y
LEVEL OF SERVICE IMPACT: E

PROJECT NUMBER: C54084000

PROGRAM: SOLID WASTE ENTERPRISE

PROJECT DESCRIPTION:
The design and construction of a new consolidated administration and warehouse facility for Solid Waste Management Department, to be located at the Hillsborough Heights Solid Waste Facility at 6209 County Road 579, Seffner FL 33584. The new facility will centralize the Solid Waste Management Department staff and provide warehouse space for storing materials and equipment.

OPERATING COST IMPACT:
No significant change in operating cost is anticipated as current lease cost for office space will be reduced or eliminated.

PROJECT COMPLETION DATE: Dec 2029

Neighborhood Community Area:
Thonotosassa

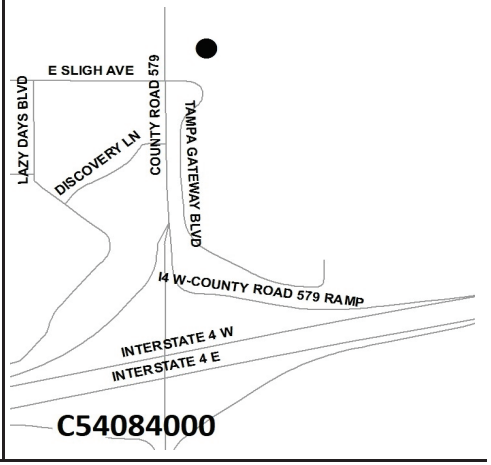

Sources of Funds (in $000s):	Total Estimated Sources	Prior Funding	FY 26 Carryforward	FY 26 Additional	FY 27	FY 28	FY 29	FY 30	FY 31	Future
Enterprise Fees	$0	$0	$0	$0	$0	$0	$0	$0	$0	$0
Financing	22,000	0	0	0	0	0	0	0	0	22,000
Subtotal FY 26			$0	$0						
Total	**$22,000**	**$0**	**$0**		**$0**	**$0**	**$0**	**$0**	**$0**	**$22,000**

Uses of Funds (in $000s):	Total Estimated Cost	Prior Expenses	FY 26 Carryforward	FY 26 Additional	FY 27	FY 28	FY 29	FY 30	FY 31	Future
Capital [1]	$22,000	$0	$0	$0	$0	$0	$0	$0	$0	$22,000
Contributions [2]	0	0	0	0	0	0	0	0	0	0
Non-Capital [3]	0	0	0	0	0	0	0	0	0	0
Subtotal FY 26			$0	$0						
Total	**$22,000**	**$0**	**$0**		**$0**	**$0**	**$0**	**$0**	**$0**	**$22,000**

[1] Capital includes, but is not limited to, expenses related to capitalizable Development, Design, Land Acquisition, Equipment, Construction and Administration required to complete the project.
[2] Contributions includes, but is not limited to, funding through an agreement to other Government Agencies, Youth Organizations, Cultural Service Organizations and other Non-Profit Organizations.
[3] Non-Capital includes, but is not limited to, expenses related to Building Maintenance, Grounds & Landscaping Maintenance, Non-Capitalizable Equipment and other Professional Services.

PROJECT TITLE:
SOUTHEAST COUNTY LANDFILL CLOSURE
CIE REQUIREMENTS: Y
LEVEL OF SERVICE IMPACT: E

PROJECT NUMBER: C54080000

PROGRAM: SOLID WASTE ENTERPRISE

PROJECT DESCRIPTION:
Design, permitting and construction for closure of phases at the Southeast County Landfill.

Due to the rapid expansion of growth in Hillsborough County, the amount of waste material being disposed at the Southeast County Landfill has increased significantly.

As a result, portions of Phases 2 and 3 at the Southeast County Landfill will reach final design elevation and they must be closed in accordance to FDEP Rules.

OPERATING COST IMPACT:
No significant change in operating cost is anticipated.

PROJECT COMPLETION DATE: Dec 2028

Neighborhood Community Area:
South Rural

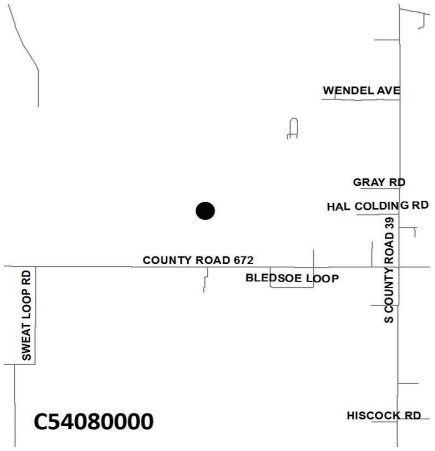

Sources of Funds (in $000s):	Total Estimated Sources	Prior Funding	FY 26 Carryforward	FY 26 Additional	FY 27	FY 28	FY 29	FY 30	FY 31	Future
Enterprise Fees	$35,762	$500	$13,366	$11,599	$0	$10,296	$0	$0	$0	$0
Financing	0	0	0	0	0	0	0	0	0	0
Subtotal FY 26			$13,366	$11,599						
Total	**$35,762**	**$500**	**$24,966**		**$0**	**$10,296**	**$0**	**$0**	**$0**	**$0**

Uses of Funds (in $000s):	Total Estimated Cost	Prior Expenses	FY 26 Carryforward	FY 26 Additional	FY 27	FY 28	FY 29	FY 30	FY 31	Future
Capital [1]	$35,762	$500	$13,366	$11,599	$0	$10,296	$0	$0	$0	$0
Contributions [2]	0	0	0	0	0	0	0	0	0	0
Non-Capital [3]	0	0	0	0	0	0	0	0	0	0
Subtotal FY 26			$13,366	$11,599						
Total	**$35,762**	**$500**	**$24,966**		**$0**	**$10,296**	**$0**	**$0**	**$0**	**$0**

[1] Capital includes, but is not limited to, expenses related to capitalizable Development, Design, Land Acquisition, Equipment, Construction and Administration required to complete the project.
[2] Contributions includes, but is not limited to, funding through an agreement to other Government Agencies, Youth Organizations, Cultural Service Organizations and other Non-Profit Organizations.
[3] Non-Capital includes, but is not limited to, expenses related to Building Maintenance, Grounds & Landscaping Maintenance, Non-Capitalizable Equipment and other Professional Services.

PROJECT TITLE:
SOUTHEAST COUNTY LANDFILL EXPANSION
CIE REQUIREMENTS: Y
LEVEL OF SERVICE IMPACT: E

PROJECT NUMBER: C54077000

PROGRAM: SOLID WASTE ENTERPRISE

PROJECT DESCRIPTION:
This projection will be for the complete design and construction of a new landfill disposal expansion project designated as Section 10. The expansion will increase landfill capacity in order to accommodate the additional waste generation from the growing population within Hillsborough County. The project will include geotechnical engineering, karst evaluation, design, permitting, and construction of the new double lined Class I waste disposal landfill cell.

Neighborhood Community Area:
South Rural

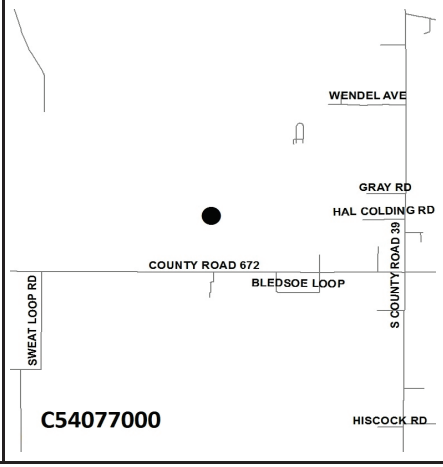

OPERATING COST IMPACT:
No significant change in operating cost is anticipated.

PROJECT COMPLETION DATE: Dec 2028

Sources of Funds (in $000s):	Total Estimated Sources	Prior Funding	FY 26 Carryforward	FY 26 Additional	FY 27	FY 28	FY 29	FY 30	FY 31	Future
Enterprise Fees	$92,242	$4,881	$10,241	$26,400	$0	$50,720	$0	$0	$0	$0
Financing	0	0	0	0	0	0	0	0	0	0
Subtotal FY 26			$10,241	$26,400						
Total	**$92,242**	**$4,881**	**$36,641**		**$0**	**$50,720**	**$0**	**$0**	**$0**	**$0**

Uses of Funds (in $000s):	Total Estimated Cost	Prior Expenses	FY 26 Carryforward	FY 26 Additional	FY 27	FY 28	FY 29	FY 30	FY 31	Future
Capital [1]	$92,242	$4,881	$10,241	$26,400	$0	$50,720	$0	$0	$0	$0
Contributions [2]	0	0	0	0	0	0	0	0	0	0
Non-Capital [3]	0	0	0	0	0	0	0	0	0	0
Subtotal FY 26			$10,241	$26,400						
Total	**$92,242**	**$4,881**	**$36,641**		**$0**	**$50,720**	**$0**	**$0**	**$0**	**$0**

[1] Capital includes, but is not limited to, expenses related to capitalizable Development, Design, Land Acquisition, Equipment, Construction and Administration required to complete the project.
[2] Contributions includes, but is not limited to, funding through an agreement to other Government Agencies, Youth Organizations, Cultural Service Organizations and other Non-Profit Organizations.
[3] Non-Capital includes, but is not limited to, expenses related to Building Maintenance, Grounds & Landscaping Maintenance, Non-Capitalizable Equipment and other Professional Services.

PROJECT TITLE:
SOUTHEAST COUNTY LANDFILL LEACHATE STORAGE SYSTEM
CIE REQUIREMENTS: Y
LEVEL OF SERVICE IMPACT: E

PROJECT NUMBER: C54087000

PROGRAM: SOLID WASTE ENTERPRISE

PROJECT DESCRIPTION:
Replacement of existing 575,000-gallon steel leachate storage tank at the Southeast County Landfill. The new containment and storage system will include two (2) 1-million gallons to provide storage and redundancy during tank maintenance periods for increased volumes of leachate being removed from the landfill, especially during rainy season.

Neighborhood Community Area:
South Rural

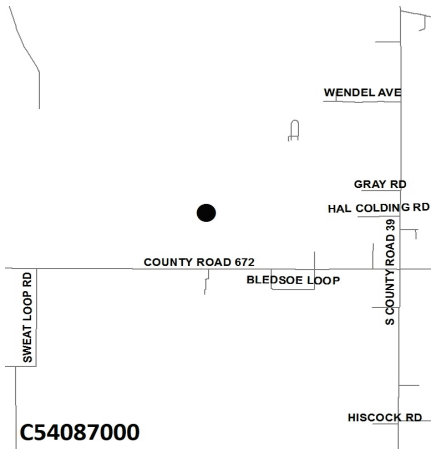

OPERATING COST IMPACT:
No significant change in operating cost is anticipated.

PROJECT COMPLETION DATE: Dec 2027

Sources of Funds (in $000s):	Total Estimated Sources	Prior Funding	FY 26 Carryforward	FY 26 Additional	FY 27	FY 28	FY 29	FY 30	FY 31	Future
Enterprise Fees	$0	$0	$0	$0	$0	$0	$0	$0	$0	$0
Financing	15,000	1,000	14,000	0	0	0	0	0	0	0
Subtotal FY 26			$14,000	$0						
Total	**$15,000**	**$1,000**	**$14,000**		**$0**	**$0**	**$0**	**$0**	**$0**	**$0**

Uses of Funds (in $000s):	Total Estimated Cost	Prior Expenses	FY 26 Carryforward	FY 26 Additional	FY 27	FY 28	FY 29	FY 30	FY 31	Future
Capital [1]	$15,000	$1,000	$14,000	$0	$0	$0	$0	$0	$0	$0
Contributions [2]	0	0	0	0	0	0	0	0	0	0
Non-Capital [3]	0	0	0	0	0	0	0	0	0	0
Subtotal FY 26			$14,000	$0						
Total	**$15,000**	**$1,000**	**$14,000**		**$0**	**$0**	**$0**	**$0**	**$0**	**$0**

[1] Capital includes, but is not limited to, expenses related to capitalizable Development, Design, Land Acquisition, Equipment, Construction and Administration required to complete the project.
[2] Contributions includes, but is not limited to, funding through an agreement to other Government Agencies, Youth Organizations, Cultural Service Organizations and other Non-Profit Organizations.
[3] Non-Capital includes, but is not limited to, expenses related to Building Maintenance, Grounds & Landscaping Maintenance, Non-Capitalizable Equipment and other Professional Services.

Hillsborough County Florida

For more information, contact the Management & Budget Department
(813) 272-5890 • HCFL.gov/Budget

Stormwater Program

Hillsborough County Florida

For more information, contact the Management & Budget Department
(813) 272-5890 • HCFL.gov/Budget

STORMWATER PROGRAM
SOURCES AND USES OF FUNDS SUMMARY
(in thousands)

Sources of Funds:	TOTAL ESTIMATED SOURCES	PRIOR FUNDING	FY 26 Carryforward	FY 26 Additional	FY 27	FY 28	FY 29	FY 30	FY 31	FUTURE
ARP Funds	$17,630	$11,541	$6,089	$0	$0	$0	$0	$0	$0	$0
Community Invest. Tax III	7,487	5,445	1,075	968	0	0	0	0	0	0
General Revenues-CW	1,696	907	386	404	0	0	0	0	0	0
General Revenues-UA	10,000	0	0	10,000	0	0	0	0	0	0
Grants & County Match	16,293	11,629	4,577	86	0	0	0	0	0	0
Other	4,000	3,999	1	0	0	0	0	0	0	0
Stormwater Fees	386,757	152,009	36,880	27,367	34,100	34,100	34,100	34,100	34,100	0
Subtotal FY 26			$49,008	$38,825						
Total	**$443,862**	**$185,530**	**$87,832**		**$34,100**	**$34,100**	**$34,100**	**$34,100**	**$34,100**	**$0**

TOTAL FY 26 - FY 31 = $258,332

Uses of Funds:	TOTAL ESTIMATED COST	PRIOR EXPENSES	FY 26 Carryforward	FY 26 Additional	FY 27	FY 28	FY 29	FY 30	FY 31	FUTURE
Capital [1]	$443,179	$185,164	$48,690	$38,825	$34,100	$34,100	$34,100	$34,100	$34,100	$0
Contributions [2]	592	275	317	0	0	0	0	0	0	0
Non-Capital [3]	91	91	0	0	0	0	0	0	0	0
Subtotal FY 26			$49,008	$38,825						
Total	**$443,862**	**$185,530**	**$87,832**		**$34,100**	**$34,100**	**$34,100**	**$34,100**	**$34,100**	**$0**

TOTAL FY 26 - FY 31 = $258,332

[1] Capital includes, but is not limited to, expenses related to capitalizable Development, Design, Land Acquisition, Equipment, Construction and Administration required to complete the project.

[2] Contributions includes, but is not limited to, funding through an agreement to other Government Agencies, Youth Organizations, Cultural Service Organizations and other Non-Profit Organizations.

[3] Non-Capital includes, but is not limited to, expenses related to Building Maintenance, Grounds & Landscaping Maintenance, Non-Capitalizable Equipment and other Professional Services.

STORMWATER PROGRAM
COMPLETED AND CANCELED PROJECTS - FY 25

PROJECT NUMBER	PROJECT TITLE	ACTUAL/PROJECTED COMPLETION DATE (1)
COMPLETED PROJECTS		
C46134000	Water Quality Improvement & Environmental Program (MP)	Oct 2024

(1) Includes projects anticipated to be completed by 09/30/25

STORMWATER PROGRAM
PROJECTS SUMMARY SCHEDULE
(in thousands)

PROJECT NUMBER	PROJECT TITLE	TOTAL ESTIMATED COST	PRIOR EXPENSES	FY 26		FY 27	FY 28	FY 29	FY 30	FY 31	FUTURE	PROJECT COMPLETION DATE
				Carryforward	Additional							
C46143000	Canal Dredging and Preventative Measures (MP)	$592	$275	$317	$0	$0	$0	$0	$0	$0	$0	Ongoing
C46142000	Culvert Renewal & Replacement Program (MP)	221,929	97,072	14,857	18,500	16,500	16,500	19,500	19,500	19,500	0	Ongoing
C46190000	Culvert Upgrade and Enhancement (MP)	1,000	9	991	0	0	0	0	0	0	0	Ongoing
C46147000***	Ditch and Channel Restoration (MP)	9,000	3,915	1,585	3,500	0	0	0	0	0	0	Ongoing
C46132000	Major Neighborhood Drainage Improvements (MP)	11,564	9,208	1,388	968	0	0	0	0	0	0	Ongoing
C46145000	Neighborhood Drainage Capital Improvements (MP)	74,832	32,777	12,435	9,020	4,120	4,120	4,120	4,120	4,120	0	Ongoing
C46139000	Neighborhood Drainage Improvements (MP)	14,363	14,172	192	0	0	0	0	0	0	0	Ongoing
C46188000	Progress Village Local Drainage Improvements - ARP Act 3 Funds	1,500	497	1,003	0	0	0	0	0	0	0	May 2026
C46185000	Progress Village Regional Drainage Improvements - ARP Act 3 Funds	16,130	11,044	5,085	0	0	0	0	0	0	0	Dec 2026
C46144000	Stormwater Pump Station Repair & Replacement (MP)	17,942	3,254	3,784	4,204	1,100	1,100	1,500	1,500	1,500	0	Ongoing
C46141000	Water Quality Improvements and Environmental Program (MP)	5,806	2,640	69	597	500	500	500	500	500	0	Ongoing
C46137000	Watershed Drainage Improvements (MP)	51,775	4,253	3,584	88	11,630	10,680	7,180	7,180	7,180	0	Ongoing
C46140000	Watershed Master Plan Updates (MP)	17,429	6,414	3,718	1,948	250	1,200	1,300	1,300	1,300	0	Ongoing
	Subtotal FY 26			$49,008	$38,825							
	Total Stormwater Program	$443,862	$185,530	$87,832		$34,100	$34,100	$34,100	$34,100	$34,100	$0	

TOTAL FY 26 - FY 31 = $258,332

*** Formerly known as Stormwater System Maintenance (MP)

(MP) - Master Project - A listing of sub-projects under this master project will appear in the Appendix section of the CIP document.

PROJECT TITLE:
CANAL DREDGING AND PREVENTATIVE MEASURES (MP)
CIE REQUIREMENTS: Y
LEVEL OF SERVICE IMPACT: M

PROJECT NUMBER: C46143000

PROGRAM: STORMWATER

PROJECT DESCRIPTION:
The Canal Dredging Grant Program was put in place to provide grant funding for coastal canal dredge projects that will improve and enhance navigation pursuant to the Board of County Commissioners' Policy #01.31.01.00. Applicants may apply to the County to receive up to $50,000 in funding for qualifying coastal canal dredging projects. Matching funds must be provided by the applicant on a 2 (applicant) to 1 (County) basis, and County funding, if awarded, will be provided on a reimbursable basis.

OPERATING COST IMPACT:
There are no operating or maintenance costs associated with this project.

PROJECT COMPLETION DATE: Ongoing

Neighborhood Community Area:
Countywide

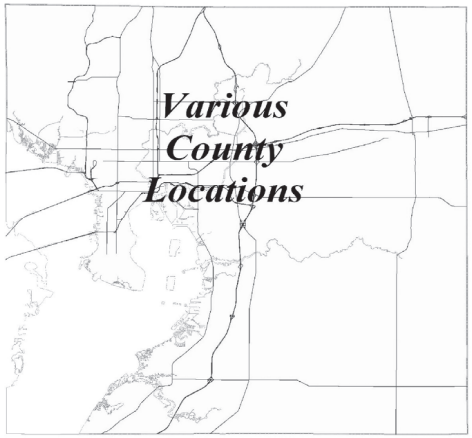

Sources of Funds (in $000s):	Total Estimated Sources	Prior Funding	FY 26 Carryforward	FY 26 Additional	FY 27	FY 28	FY 29	FY 30	FY 31	Future
ARP Funds	$0	$0	$0	$0	$0	$0	$0	$0	$0	$0
Community Invest. Tax III	0	0	0	0	0	0	0	0	0	0
General Revenues-CW	592	275	317	0	0	0	0	0	0	0
General Revenues-UA	0	0	0	0	0	0	0	0	0	0
Grants & County Match	0	0	0	0	0	0	0	0	0	0
Other	0	0	0	0	0	0	0	0	0	0
Stormwater Fees	0	0	0	0	0	0	0	0	0	0
Subtotal FY 26			$317	$0						
Total	**$592**	**$275**	**$317**		**$0**	**$0**	**$0**	**$0**	**$0**	**$0**

Uses of Funds (in $000s):	Total Estimated Cost	Prior Expenses	FY 26 Carryforward	FY 26 Additional	FY 27	FY 28	FY 29	FY 30	FY 31	Future
Capital [1]	$0	$0	$0	$0	$0	$0	$0	$0	$0	$0
Contributions [2]	592	275	317	0	0	0	0	0	0	0
Non-Capital [3]	0	0	0	0	0	0	0	0	0	0
Subtotal FY 26			$317	$0						
Total	**$592**	**$275**	**$317**		**$0**	**$0**	**$0**	**$0**	**$0**	**$0**

[1] Capital includes, but is not limited to, expenses related to capitalizable Development, Design, Land Acquisition, Equipment, Construction and Administration required to complete the project.
[2] Contributions includes, but is not limited to, funding through an agreement to other Government Agencies, Youth Organizations, Cultural Service Organizations and other Non-Profit Organizations.
[3] Non-Capital includes, but is not limited to, expenses related to Building Maintenance, Grounds & Landscaping Maintenance, Non-Capitalizable Equipment and other Professional Services.

PROJECT TITLE:
CULVERT RENEWAL & REPLACEMENT PROGRAM (MP)
CIE REQUIREMENTS: Y
LEVEL OF SERVICE IMPACT: M

PROJECT NUMBER: C46142000

PROGRAM: STORMWATER

PROJECT DESCRIPTION:
Renewal and replacement of failing culverts, including design and construction for individual projects throughout the County.

OPERATING COST IMPACT:
The estimated ongoing maintenance costs for stormwater improvements runs $10 per $1,000 of project cost.

PROJECT COMPLETION DATE: Ongoing

Neighborhood Community Area:
Countywide

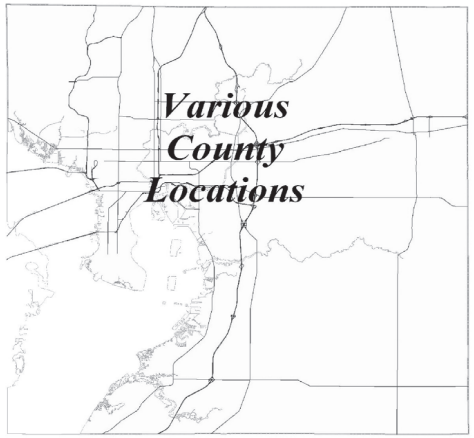

Sources of Funds (in $000s):	Total Estimated Sources	Prior Funding	FY 26 Carryforward	FY 26 Additional	FY 27	FY 28	FY 29	FY 30	FY 31	Future
ARP Funds	$0	$0	$0	$0	$0	$0	$0	$0	$0	$0
Community Invest. Tax III	0	0	0	0	0	0	0	0	0	0
General Revenues-CW	700	632	68	0	0	0	0	0	0	0
General Revenues-UA	5,000	0	0	5,000	0	0	0	0	0	0
Grants & County Match	0	0	0	0	0	0	0	0	0	0
Other	0	0	0	0	0	0	0	0	0	0
Stormwater Fees	216,229	96,440	14,789	13,500	16,500	16,500	19,500	19,500	19,500	0
Subtotal FY 26			$14,857	$18,500						
Total	**$221,929**	**$97,072**	**$33,357**		**$16,500**	**$16,500**	**$19,500**	**$19,500**	**$19,500**	**$0**

Uses of Funds (in $000s):	Total Estimated Cost	Prior Expenses	FY 26 Carryforward	FY 26 Additional	FY 27	FY 28	FY 29	FY 30	FY 31	Future
Capital [1]	$221,929	$97,072	$14,857	$18,500	$16,500	$16,500	$19,500	$19,500	$19,500	$0
Contributions [2]	0	0	0	0	0	0	0	0	0	0
Non-Capital [3]	0	0	0	0	0	0	0	0	0	0
Subtotal FY 26			$14,857	$18,500						
Total	**$221,929**	**$97,072**	**$33,357**		**$16,500**	**$16,500**	**$19,500**	**$19,500**	**$19,500**	**$0**

[1] Capital includes, but is not limited to, expenses related to capitalizable Development, Design, Land Acquisition, Equipment, Construction and Administration required to complete the project.
[2] Contributions includes, but is not limited to, funding through an agreement to other Government Agencies, Youth Organizations, Cultural Service Organizations and other Non-Profit Organizations.
[3] Non-Capital includes, but is not limited to, expenses related to Building Maintenance, Grounds & Landscaping Maintenance, Non-Capitalizable Equipment and other Professional Services.

PROJECT TITLE:
CULVERT UPGRADE AND ENHANCEMENT (MP)
CIE REQUIREMENTS: Y
LEVEL OF SERVICE IMPACT: M

PROJECT NUMBER: C46190000

PROGRAM: STORMWATER

PROJECT DESCRIPTION:
Upgrade, enhancement, and extension of stormwater drainage culverts, including design, land acquisition, and construction for individual projects throughout the County.

Neighborhood Community Area:
Countywide

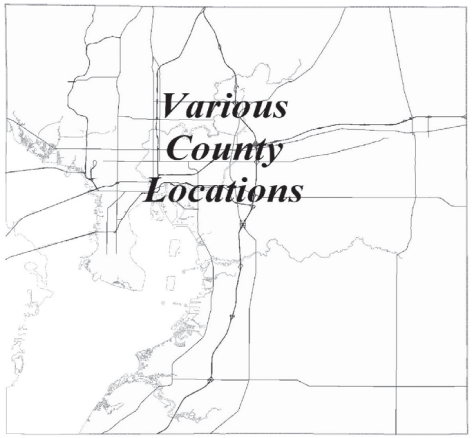

OPERATING COST IMPACT:
The estimated ongoing maintenance costs for stormwater improvements runs $10 per $1,000 of project cost.

PROJECT COMPLETION DATE: Ongoing

Sources of Funds (in $000s):	Total Estimated Sources	Prior Funding	FY 26 Carryforward	FY 26 Additional	FY 27	FY 28	FY 29	FY 30	FY 31	Future
ARP Funds	$0	$0	$0	$0	$0	$0	$0	$0	$0	$0
Community Invest. Tax III	0	0	0	0	0	0	0	0	0	0
General Revenues-CW	0	0	0	0	0	0	0	0	0	0
General Revenues-UA	0	0	0	0	0	0	0	0	0	0
Grants & County Match	0	0	0	0	0	0	0	0	0	0
Other	0	0	0	0	0	0	0	0	0	0
Stormwater Fees	1,000	9	991	0	0	0	0	0	0	0
Subtotal FY 26			$991	$0						
Total	**$1,000**	**$9**	**$991**		**$0**	**$0**	**$0**	**$0**	**$0**	**$0**

Uses of Funds (in $000s):	Total Estimated Cost	Prior Expenses	FY 26 Carryforward	FY 26 Additional	FY 27	FY 28	FY 29	FY 30	FY 31	Future
Capital [1]	$1,000	$9	$991	$0	$0	$0	$0	$0	$0	$0
Contributions [2]	0	0	0	0	0	0	0	0	0	0
Non-Capital [3]	0	0	0	0	0	0	0	0	0	0
Subtotal FY 26			$991	$0						
Total	**$1,000**	**$9**	**$991**		**$0**	**$0**	**$0**	**$0**	**$0**	**$0**

[1] Capital includes, but is not limited to, expenses related to capitalizable Development, Design, Land Acquisition, Equipment, Construction and Administration required to complete the project.
[2] Contributions includes, but is not limited to, funding through an agreement to other Government Agencies, Youth Organizations, Cultural Service Organizations and other Non-Profit Organizations.
[3] Non-Capital includes, but is not limited to, expenses related to Building Maintenance, Grounds & Landscaping Maintenance, Non-Capitalizable Equipment and other Professional Services.

PROJECT TITLE:
DITCH AND CHANNEL RESTORATION (MP)
CIE REQUIREMENTS: Y
LEVEL OF SERVICE IMPACT: M

PROJECT NUMBER: C46147000

PROGRAM: STORMWATER

PROJECT DESCRIPTION:
The project provides a work plan and schedule of implementation for Countywide roadside drainage system restorations/improvements to maximize the flow function and safety within current Right-Of-Way limits. The project will include assessment of roadside swale/ditch/channel according roadway category, existing condition (sediment/erosion/side slope), flooding condition, and possible impacts of safety; prioritization according cost estimate, and benefit (from assessment); and work plan with schedule of implementation according available resources.

Neighborhood Community Area:
Countywide

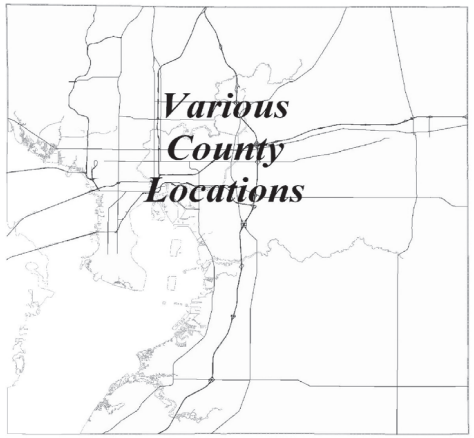

OPERATING COST IMPACT:
No significant change in operating cost is anticipated.

PROJECT COMPLETION DATE: Ongoing

Sources of Funds (in $000s):	Total Estimated Sources	Prior Funding	FY 26 Carryforward	FY 26 Additional	FY 27	FY 28	FY 29	FY 30	FY 31	Future
ARP Funds	$0	$0	$0	$0	$0	$0	$0	$0	$0	$0
Community Invest. Tax III	0	0	0	0	0	0	0	0	0	0
General Revenues-CW	0	0	0	0	0	0	0	0	0	0
General Revenues-UA	0	0	0	0	0	0	0	0	0	0
Grants & County Match	500	500	0	0	0	0	0	0	0	0
Other	3,000	2,999	1	0	0	0	0	0	0	0
Stormwater Fees	5,500	416	1,584	3,500	0	0	0	0	0	0
Subtotal FY 26			$1,585	$3,500						
Total	**$9,000**	**$3,915**	**$5,085**		**$0**	**$0**	**$0**	**$0**	**$0**	**$0**

Uses of Funds (in $000s):	Total Estimated Cost	Prior Expenses	FY 26 Carryforward	FY 26 Additional	FY 27	FY 28	FY 29	FY 30	FY 31	Future
Capital [1]	$9,000	$3,915	$1,585	$3,500	$0	$0	$0	$0	$0	$0
Contributions [2]	0	0	0	0	0	0	0	0	0	0
Non-Capital [3]	0	0	0	0	0	0	0	0	0	0
Subtotal FY 26			$1,585	$3,500						
Total	**$9,000**	**$3,915**	**$5,085**		**$0**	**$0**	**$0**	**$0**	**$0**	**$0**

[1] Capital includes, but is not limited to, expenses related to capitalizable Development, Design, Land Acquisition, Equipment, Construction and Administration required to complete the project.
[2] Contributions includes, but is not limited to, funding through an agreement to other Government Agencies, Youth Organizations, Cultural Service Organizations and other Non-Profit Organizations.
[3] Non-Capital includes, but is not limited to, expenses related to Building Maintenance, Grounds & Landscaping Maintenance, Non-Capitalizable Equipment and other Professional Services.

PROJECT TITLE:
MAJOR NEIGHBORHOOD DRAINAGE IMPROVEMENTS (MP)
CIE REQUIREMENTS: Y
LEVEL OF SERVICE IMPACT: E

PROJECT NUMBER: C46132000

PROGRAM: STORMWATER

PROJECT DESCRIPTION:
Design and construction activities associated with intermediate and regional scale stormwater improvement projects to alleviate street flooding and structure flooding. The intermediate scale projects impact or serve multiple local systems and generally require construction in waters of the state. Regional scale projects impact multiple intermediate systems and typically provide watershed or regional-scale benefit. These projects provide flood protection for road systems, either under local or state control. Project implementation will provide improved public safety through reduction of peak roadway flooding and/or reduction of the flooding duration. These projects typically result from the watershed studies. In general, the intermediate and regional projects also provide significant water quality benefits by routing the stormwater runoff to ponding areas, roadside swales, or ditches. Sometimes the design may include community recreation benefits.

OPERATING COST IMPACT:
The estimated ongoing maintenance costs for stormwater improvements runs $10 per $1,000 of project cost.

PROJECT COMPLETION DATE: Ongoing

Neighborhood Community Area:
Countywide

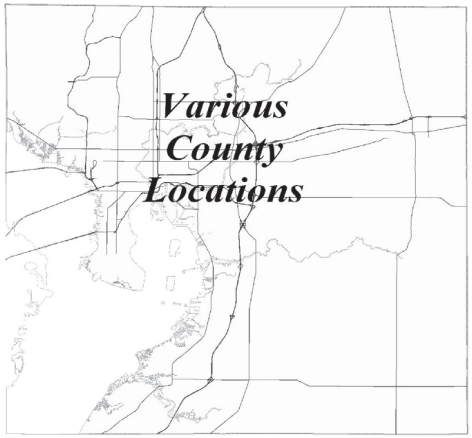

Sources of Funds (in $000s):	Total Estimated Sources	Prior Funding	FY 26 Carryforward	FY 26 Additional	FY 27	FY 28	FY 29	FY 30	FY 31	Future
ARP Funds	$0	$0	$0	$0	$0	$0	$0	$0	$0	$0
Community Invest. Tax III	7,487	5,445	1,075	968	0	0	0	0	0	0
General Revenues-CW	0	0	0	0	0	0	0	0	0	0
General Revenues-UA	0	0	0	0	0	0	0	0	0	0
Grants & County Match	1,960	1,960	0	0	0	0	0	0	0	0
Other	0	0	0	0	0	0	0	0	0	0
Stormwater Fees	2,116	1,803	313	0	0	0	0	0	0	0
Subtotal FY 26			$1,388	$968						
Total	**$11,564**	**$9,208**	**$2,356**		**$0**	**$0**	**$0**	**$0**	**$0**	**$0**

Uses of Funds (in $000s):	Total Estimated Cost	Prior Expenses	FY 26 Carryforward	FY 26 Additional	FY 27	FY 28	FY 29	FY 30	FY 31	Future
Capital [1]	$11,564	$9,208	$1,388	$968	$0	$0	$0	$0	$0	$0
Contributions [2]	0	0	0	0	0	0	0	0	0	0
Non-Capital [3]	0	0	0	0	0	0	0	0	0	0
Subtotal FY 26			$1,388	$968						
Total	**$11,564**	**$9,208**	**$2,356**		**$0**	**$0**	**$0**	**$0**	**$0**	**$0**

[1] Capital includes, but is not limited to, expenses related to capitalizable Development, Design, Land Acquisition, Equipment, Construction and Administration required to complete the project.
[2] Contributions includes, but is not limited to, funding through an agreement to other Government Agencies, Youth Organizations, Cultural Service Organizations and other Non-Profit Organizations.
[3] Non-Capital includes, but is not limited to, expenses related to Building Maintenance, Grounds & Landscaping Maintenance, Non-Capitalizable Equipment and other Professional Services.

PROJECT TITLE:
NEIGHBORHOOD DRAINAGE CAPITAL IMPROVEMENTS (MP)
CIE REQUIREMENTS: Y
LEVEL OF SERVICE IMPACT: E

PROJECT NUMBER: C46145000

PROGRAM: STORMWATER

PROJECT DESCRIPTION:
Design and construction activities associated with stormwater drainage improvement projects to alleviate neighborhood street flooding and/or structure flooding through collection and storage improvements. These projects provide local flood protection for road systems which will improve public safety through reduction of peak roadway flooding and/or reduction of the flooding duration. In addition, these projects will also provide water quality benefits by routing the stormwater runoff to ponding areas, roadside swales, or ditches.

OPERATING COST IMPACT:
The estimated ongoing maintenance costs for stormwater improvements runs $10 per $1,000 of project cost.

PROJECT COMPLETION DATE: Ongoing

Neighborhood Community Area:
Countywide

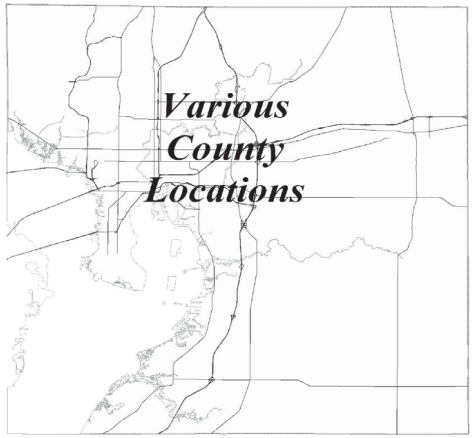

Sources of Funds (in $000s):	Total Estimated Sources	Prior Funding	FY 26 Carryforward	FY 26 Additional	FY 27	FY 28	FY 29	FY 30	FY 31	Future
ARP Funds	$0	$0	$0	$0	$0	$0	$0	$0	$0	$0
Community Invest. Tax III	0	0	0	0	0	0	0	0	0	0
General Revenues-CW	0	0	0	0	0	0	0	0	0	0
General Revenues-UA	5,000	0	0	5,000	0	0	0	0	0	0
Grants & County Match	1,800	1,479	321	0	0	0	0	0	0	0
Other	0	0	0	0	0	0	0	0	0	0
Stormwater Fees	68,032	31,299	12,114	4,020	4,120	4,120	4,120	4,120	4,120	0
Subtotal FY 26			$12,435	$9,020						
Total	**$74,832**	**$32,777**	**$21,455**		**$4,120**	**$4,120**	**$4,120**	**$4,120**	**$4,120**	**$0**

Uses of Funds (in $000s):	Total Estimated Cost	Prior Expenses	FY 26 Carryforward	FY 26 Additional	FY 27	FY 28	FY 29	FY 30	FY 31	Future
Capital [1]	$74,832	$32,777	$12,435	$9,020	$4,120	$4,120	$4,120	$4,120	$4,120	$0
Contributions [2]	0	0	0	0	0	0	0	0	0	0
Non-Capital [3]	0	0	0	0	0	0	0	0	0	0
Subtotal FY 26			$12,435	$9,020						
Total	**$74,832**	**$32,777**	**$21,455**		**$4,120**	**$4,120**	**$4,120**	**$4,120**	**$4,120**	**$0**

[1] Capital includes, but is not limited to, expenses related to capitalizable Development, Design, Land Acquisition, Equipment, Construction and Administration required to complete the project.
[2] Contributions includes, but is not limited to, funding through an agreement to other Government Agencies, Youth Organizations, Cultural Service Organizations and other Non-Profit Organizations.
[3] Non-Capital includes, but is not limited to, expenses related to Building Maintenance, Grounds & Landscaping Maintenance, Non-Capitalizable Equipment and other Professional Services.

PROJECT TITLE: **PROJECT NUMBER: C46139000**

NEIGHBORHOOD DRAINAGE IMPROVEMENTS (MP)

CIE REQUIREMENTS: Y

LEVEL OF SERVICE IMPACT: E **PROGRAM: STORMWATER**

PROJECT DESCRIPTION:

Design and construction activities associated with stormwater drainage improvement projects to alleviate neighborhood street flooding and/or structure flooding through collection and storage improvements. These projects provide local flood protection for road systems which will improve public safety through reduction of peak roadway flooding and/or reduction of the flooding duration. In addition, these projects will also provide water quality benefits by routing the stormwater runoff to ponding areas, roadside swales, or ditches.

OPERATING COST IMPACT:

The estimated ongoing maintenance costs for stormwater improvements runs $10 per $1,000 of project cost.

PROJECT COMPLETION DATE: Ongoing

Neighborhood Community Area:

Countywide

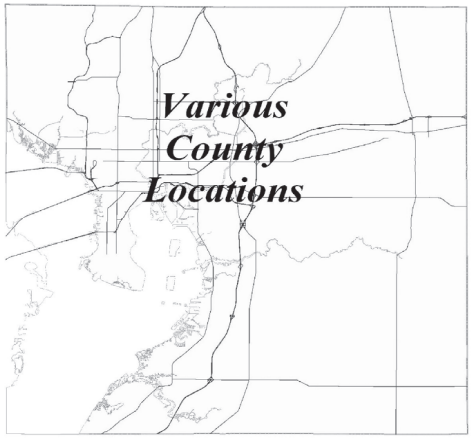

Sources of Funds (in $000s):	Total Estimated Sources	Prior Funding	FY 26 Carryforward	FY 26 Additional	FY 27	FY 28	FY 29	FY 30	FY 31	Future
ARP Funds	$0	$0	$0	$0	$0	$0	$0	$0	$0	$0
Community Invest. Tax III	0	0	0	0	0	0	0	0	0	0
General Revenues-CW	0	0	0	0	0	0	0	0	0	0
General Revenues-UA	0	0	0	0	0	0	0	0	0	0
Grants & County Match	1,521	1,521	0	0	0	0	0	0	0	0
Other	0	0	0	0	0	0	0	0	0	0
Stormwater Fees	12,842	12,650	192	0	0	0	0	0	0	0
Subtotal FY 26			$192	$0						
Total	**$14,363**	**$14,172**	**$192**		**$0**	**$0**	**$0**	**$0**	**$0**	**$0**

Uses of Funds (in $000s):	Total Estimated Cost	Prior Expenses	FY 26 Carryforward	FY 26 Additional	FY 27	FY 28	FY 29	FY 30	FY 31	Future
Capital [1]	$14,363	$14,172	$192	$0	$0	$0	$0	$0	$0	$0
Contributions [2]	0	0	0	0	0	0	0	0	0	0
Non-Capital [3]	0	0	0	0	0	0	0	0	0	0
Subtotal FY 26			$192	$0						
Total	**$14,363**	**$14,172**	**$192**		**$0**	**$0**	**$0**	**$0**	**$0**	**$0**

[1] Capital includes, but is not limited to, expenses related to capitalizable Development, Design, Land Acquisition, Equipment, Construction and Administration required to complete the project.

[2] Contributions includes, but is not limited to, funding through an agreement to other Government Agencies, Youth Organizations, Cultural Service Organizations and other Non-Profit Organizations.

[3] Non-Capital includes, but is not limited to, expenses related to Building Maintenance, Grounds & Landscaping Maintenance, Non-Capitalizable Equipment and other Professional Services.

PROJECT TITLE: **PROJECT NUMBER: C46188000**

PROGRESS VILLAGE LOCAL DRAINAGE IMPROVEMENTS - ARP ACT 3 FUNDS

CIE REQUIREMENTS: Y

LEVEL OF SERVICE IMPACT: E **PROGRAM: STORMWATER**

PROJECT DESCRIPTION:

Hillsborough County stormwater staff has identified multiple local scale projects that may improve stormwater conveyance within the Progress Village neighborhood. The identified projects range from modification and replacement of existing infrastructure to construction of additional stormwater conveyance infrastructure (storm sewer). The following local drainage improvements are included in this project:

1) Remove, regrade, replace broken, compromised or depressed curb and gutter.
2) Reduce nuisance flooding through construction of intersection gutters.
3) Modify speed humps to reduce impedance of stormwater runoff and reduce ponding.
4) Construct additional stormwater inlets along 79th Street, at Endive Ave and Bahia Ave, to tie into existing stormwater system on 78th Street to reduce flooding.
5) Construct a cross drain underlying Flower Ave to reduce flooding .

OPERATING COST IMPACT:

The estimated ongoing maintenance costs for stormwater improvements runs $10 per $1,000 of project cost.

PROJECT COMPLETION DATE: May 2026

Neighborhood Community Area:

Greater Palm River

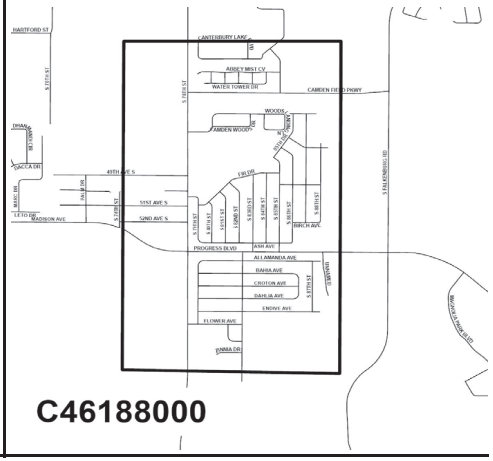

C46188000

Sources of Funds (in $000s):	Total Estimated Sources	Prior Funding	FY 26 Carryforward	FY 26 Additional	FY 27	FY 28	FY 29	FY 30	FY 31	Future
ARP Funds	$1,500	$497	$1,003	$0	$0	$0	$0	$0	$0	$0
Community Invest. Tax III	0	0	0	0	0	0	0	0	0	0
General Revenues-CW	0	0	0	0	0	0	0	0	0	0
General Revenues-UA	0	0	0	0	0	0	0	0	0	0
Grants & County Match	0	0	0	0	0	0	0	0	0	0
Other	0	0	0	0	0	0	0	0	0	0
Stormwater Fees	0	0	0	0	0	0	0	0	0	0
Subtotal FY 26			$1,003	$0						
Total	**$1,500**	**$497**	**$1,003**		**$0**	**$0**	**$0**	**$0**	**$0**	**$0**

Uses of Funds (in $000s):	Total Estimated Cost	Prior Expenses	FY 26 Carryforward	FY 26 Additional	FY 27	FY 28	FY 29	FY 30	FY 31	Future
Capital [1]	$1,500	$497	$1,003	$0	$0	$0	$0	$0	$0	$0
Contributions [2]	0	0	0	0	0	0	0	0	0	0
Non-Capital [3]	0	0	0	0	0	0	0	0	0	0
Subtotal FY 26			$1,003	$0						
Total	**$1,500**	**$497**	**$1,003**		**$0**	**$0**	**$0**	**$0**	**$0**	**$0**

[1] Capital includes, but is not limited to, expenses related to capitalizable Development, Design, Land Acquisition, Equipment, Construction and Administration required to complete the project.

[2] Contributions includes, but is not limited to, funding through an agreement to other Government Agencies, Youth Organizations, Cultural Service Organizations and other Non-Profit Organizations.

[3] Non-Capital includes, but is not limited to, expenses related to Building Maintenance, Grounds & Landscaping Maintenance, Non-Capitalizable Equipment and other Professional Services.

PROJECT TITLE:
PROGRESS VILLAGE REGIONAL DRAINAGE IMPROVEMENTS - ARP ACT 3 FUNDS

PROJECT NUMBER: C46185000

CIE REQUIREMENTS: Y

LEVEL OF SERVICE IMPACT: E

PROGRAM: STORMWATER

PROJECT DESCRIPTION:

Proposed stormwater storage and conveyance improvements within Progress Village Community will provide flood protection and water quality benefit. An existing 42" RCP crossing at Progress Blvd to be replaced with 60" RCP, the proposed 60" pipe will continue south adjacent to the existing concrete box culverts ultimately discharging into a proposed 2.7 acre stormwater pond south of Endive Ave. Additionally flood reduction shall be provided through the excavation of a proposed 9.7 acres flood storage area adjacent to North Archie Creek. All requisite lands are County owned. The project will provide flood protection and Water Quality benefit.

Significant water quality benefit will be achieved through detention of previously untreated stormwater runoff. The Preliminary Engineering study noted expected Total Nitrogen and Total Phosphorus reduction of 90.63lb/yr. and 39.72lb/yr. water quality for North Archie Creek.

The provided project description and estimated pollutant load reduction are subject to change based on formal design phase of the project. The aforementioned design and estimated load reduction are based on the conceptual design.

OPERATING COST IMPACT:

The estimated ongoing maintenance costs for stormwater improvements runs $10 per $1,000 of project cost.

Neighborhood Community Area:

Greater Palm River

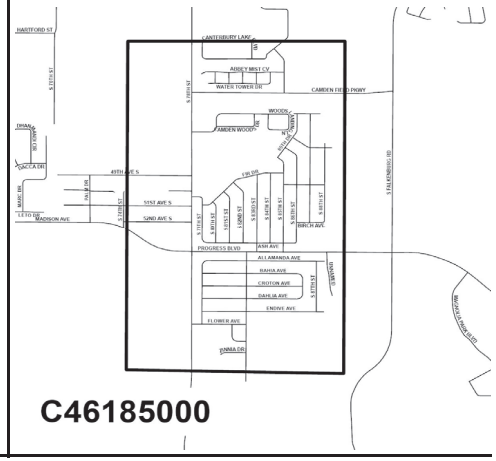

PROJECT COMPLETION DATE: Dec 2026

Sources of Funds (in $000s):	Total Estimated Sources	Prior Funding	FY 26 Carryforward	FY 26 Additional	FY 27	FY 28	FY 29	FY 30	FY 31	Future
ARP Funds	$16,130	$11,044	$5,085	$0	$0	$0	$0	$0	$0	$0
Community Invest. Tax III	0	0	0	0	0	0	0	0	0	0
General Revenues-CW	0	0	0	0	0	0	0	0	0	0
General Revenues-UA	0	0	0	0	0	0	0	0	0	0
Grants & County Match	0	0	0	0	0	0	0	0	0	0
Other	0	0	0	0	0	0	0	0	0	0
Stormwater Fees	0	0	0	0	0	0	0	0	0	0
Subtotal FY 26			$5,085	$0						
Total	**$16,130**	**$11,044**	**$5,085**		**$0**	**$0**	**$0**	**$0**	**$0**	**$0**

Uses of Funds (in $000s):	Total Estimated Cost	Prior Expenses	FY 26 Carryforward	FY 26 Additional	FY 27	FY 28	FY 29	FY 30	FY 31	Future
Capital [1]	$16,130	$11,044	$5,085	$0	$0	$0	$0	$0	$0	$0
Contributions [2]	0	0	0	0	0	0	0	0	0	0
Non-Capital [3]	0	0	0	0	0	0	0	0	0	0
Subtotal FY 26			$5,085	$0						
Total	**$16,130**	**$11,044**	**$5,085**		**$0**	**$0**	**$0**	**$0**	**$0**	**$0**

[1] Capital includes, but is not limited to, expenses related to capitalizable Development, Design, Land Acquisition, Equipment, Construction and Administration required to complete the project.
[2] Contributions includes, but is not limited to, funding through an agreement to other Government Agencies, Youth Organizations, Cultural Service Organizations and other Non-Profit Organizations.
[3] Non-Capital includes, but is not limited to, expenses related to Building Maintenance, Grounds & Landscaping Maintenance, Non-Capitalizable Equipment and other Professional Services.

PROJECT TITLE:
STORMWATER PUMP STATION REPAIR & REPLACEMENT (MP)

PROJECT NUMBER: C46144000

CIE REQUIREMENTS: Y

LEVEL OF SERVICE IMPACT: M

PROGRAM: STORMWATER

PROJECT DESCRIPTION:

Provides for annual renewal and/or replacement of stormwater pump stations throughout the County including assessment, design and construction projects.

OPERATING COST IMPACT:

No significant change in operating cost is anticipated.

Neighborhood Community Area:

Countywide

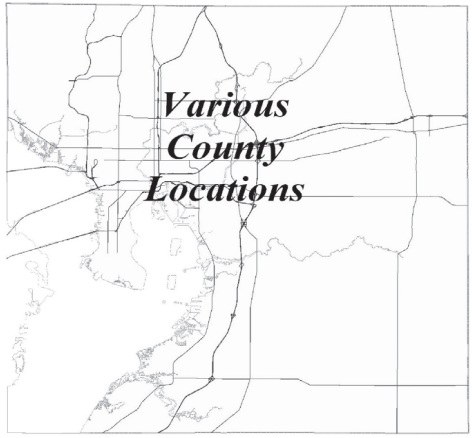

PROJECT COMPLETION DATE: Ongoing

Sources of Funds (in $000s):	Total Estimated Sources	Prior Funding	FY 26 Carryforward	FY 26 Additional	FY 27	FY 28	FY 29	FY 30	FY 31	Future
ARP Funds	$0	$0	$0	$0	$0	$0	$0	$0	$0	$0
Community Invest. Tax III	0	0	0	0	0	0	0	0	0	0
General Revenues-CW	404	0	0	404	0	0	0	0	0	0
General Revenues-UA	0	0	0	0	0	0	0	0	0	0
Grants & County Match	0	0	0	0	0	0	0	0	0	0
Other	0	0	0	0	0	0	0	0	0	0
Stormwater Fees	17,538	3,254	3,784	3,800	1,100	1,100	1,500	1,500	1,500	0
Subtotal FY 26			$3,784	$4,204						
Total	**$17,942**	**$3,254**	**$7,987**		**$1,100**	**$1,100**	**$1,500**	**$1,500**	**$1,500**	**$0**

Uses of Funds (in $000s):	Total Estimated Cost	Prior Expenses	FY 26 Carryforward	FY 26 Additional	FY 27	FY 28	FY 29	FY 30	FY 31	Future
Capital [1]	$17,942	$3,254	$3,784	$4,204	$1,100	$1,100	$1,500	$1,500	$1,500	$0
Contributions [2]	0	0	0	0	0	0	0	0	0	0
Non-Capital [3]	0	0	0	0	0	0	0	0	0	0
Subtotal FY 26			$3,784	$4,204						
Total	**$17,942**	**$3,254**	**$7,987**		**$1,100**	**$1,100**	**$1,500**	**$1,500**	**$1,500**	**$0**

[1] Capital includes, but is not limited to, expenses related to capitalizable Development, Design, Land Acquisition, Equipment, Construction and Administration required to complete the project.
[2] Contributions includes, but is not limited to, funding through an agreement to other Government Agencies, Youth Organizations, Cultural Service Organizations and other Non-Profit Organizations.
[3] Non-Capital includes, but is not limited to, expenses related to Building Maintenance, Grounds & Landscaping Maintenance, Non-Capitalizable Equipment and other Professional Services.

PROJECT TITLE: **PROJECT NUMBER: C46141000**
WATER QUALITY IMPROVEMENTS AND ENVIRONMENTAL PROGRAM (MP)
CIE REQUIREMENTS: Y
LEVEL OF SERVICE IMPACT: E **PROGRAM: STORMWATER**

PROJECT DESCRIPTION:
This program will implement water quality improvements and alleviate stormwater pollutant loading to surface waters. Projects will assist the County in complying with its National Pollutant Discharge Elimination System (NPDES) permit, and in achieving State requirements for Total Maximum Daily Loads related to impaired waters.

Neighborhood Community Area:
Countywide

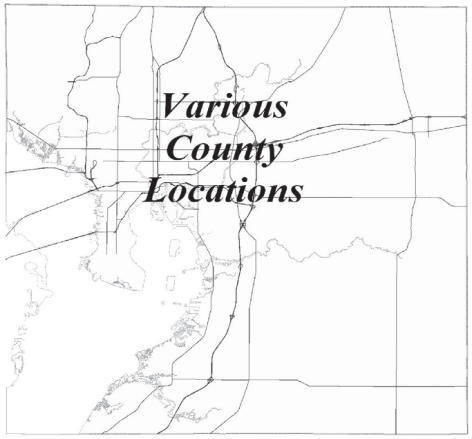

OPERATING COST IMPACT:
The estimated ongoing maintenance costs for stormwater improvements runs $10 per $1,000 of project cost.

PROJECT COMPLETION DATE: Ongoing

Sources of Funds (in $000s):	Total Estimated Sources	Prior Funding	FY 26 Carryforward	FY 26 Additional	FY 27	FY 28	FY 29	FY 30	FY 31	Future
ARP Funds	$0	$0	$0	$0	$0	$0	$0	$0	$0	$0
Community Invest. Tax III	0	0	0	0	0	0	0	0	0	0
General Revenues-CW	0	0	0	0	0	0	0	0	0	0
General Revenues-UA	0	0	0	0	0	0	0	0	0	0
Grants & County Match	346	346	0	0	0	0	0	0	0	0
Other	1,000	1,000	0	0	0	0	0	0	0	0
Stormwater Fees	4,460	1,294	69	597	500	500	500	500	500	0
Subtotal FY 26			$69	$597						
Total	**$5,806**	**$2,640**	**$666**		**$500**	**$500**	**$500**	**$500**	**$500**	**$0**

Uses of Funds (in $000s):	Total Estimated Cost	Prior Expenses	FY 26 Carryforward	FY 26 Additional	FY 27	FY 28	FY 29	FY 30	FY 31	Future
Capital [1]	$5,806	$2,640	$69	$597	$500	$500	$500	$500	$500	$0
Contributions [2]	0	0	0	0	0	0	0	0	0	0
Non-Capital [3]	0	0	0	0	0	0	0	0	0	0
Subtotal FY 26			$69	$597						
Total	**$5,806**	**$2,640**	**$666**		**$500**	**$500**	**$500**	**$500**	**$500**	**$0**

[1] Capital includes, but is not limited to, expenses related to capitalizable Development, Design, Land Acquisition, Equipment, Construction and Administration required to complete the project.
[2] Contributions includes, but is not limited to, funding through an agreement to other Government Agencies, Youth Organizations, Cultural Service Organizations and other Non-Profit Organizations.
[3] Non-Capital includes, but is not limited to, expenses related to Building Maintenance, Grounds & Landscaping Maintenance, Non-Capitalizable Equipment and other Professional Services.

PROJECT TITLE: **PROJECT NUMBER: C46137000**
WATERSHED DRAINAGE IMPROVEMENTS (MP)
CIE REQUIREMENTS: Y
LEVEL OF SERVICE IMPACT: E **PROGRAM: STORMWATER**

PROJECT DESCRIPTION:
Design and construction activities associated with intermediate and regional scale stormwater improvement projects to alleviate street flooding and structure flooding. The intermediate scale projects impact or serve multiple local systems and generally require construction in waters of the state. Regional scale projects impact multiple intermediate systems and typically provide watershed or regional scale benefit. These projects provide flood protection for road systems, either under local or state control. Project implementation will provide improved public safety through reduction of peak roadway flooding and/or reduction of the flooding duration. These projects typically result from the watershed studies. In general, the intermediate and regional projects also provide significant water quality benefits by routing the stormwater runoff to ponding areas,roadside swales, or ditches. Sometimes the design may include community recreation benefits.

Neighborhood Community Area:
Countywide

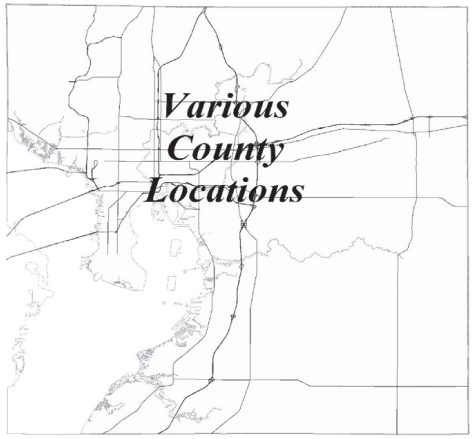

OPERATING COST IMPACT:
The estimated ongoing maintenance costs for stormwater improvements runs $10 per $1,000 of project cost.

PROJECT COMPLETION DATE: Ongoing

Sources of Funds (in $000s):	Total Estimated Sources	Prior Funding	FY 26 Carryforward	FY 26 Additional	FY 27	FY 28	FY 29	FY 30	FY 31	Future
ARP Funds	$0	$0	$0	$0	$0	$0	$0	$0	$0	$0
Community Invest. Tax III	0	0	0	0	0	0	0	0	0	0
General Revenues-CW	0	0	0	0	0	0	0	0	0	0
General Revenues-UA	0	0	0	0	0	0	0	0	0	0
Grants & County Match	2,291	1,525	679	88	0	0	0	0	0	0
Other	0	0	0	0	0	0	0	0	0	0
Stormwater Fees	49,483	2,729	2,905	0	11,630	10,680	7,180	7,180	7,180	0
Subtotal FY 26			$3,584	$88						
Total	**$51,775**	**$4,253**	**$3,671**		**$11,630**	**$10,680**	**$7,180**	**$7,180**	**$7,180**	**$0**

Uses of Funds (in $000s):	Total Estimated Cost	Prior Expenses	FY 26 Carryforward	FY 26 Additional	FY 27	FY 28	FY 29	FY 30	FY 31	Future
Capital [1]	$51,775	$4,253	$3,584	$88	$11,630	$10,680	$7,180	$7,180	$7,180	$0
Contributions [2]	0	0	0	0	0	0	0	0	0	0
Non-Capital [3]	0	0	0	0	0	0	0	0	0	0
Subtotal FY 26			$3,584	$88						
Total	**$51,775**	**$4,253**	**$3,671**		**$11,630**	**$10,680**	**$7,180**	**$7,180**	**$7,180**	**$0**

[1] Capital includes, but is not limited to, expenses related to capitalizable Development, Design, Land Acquisition, Equipment, Construction and Administration required to complete the project.
[2] Contributions includes, but is not limited to, funding through an agreement to other Government Agencies, Youth Organizations, Cultural Service Organizations and other Non-Profit Organizations.
[3] Non-Capital includes, but is not limited to, expenses related to Building Maintenance, Grounds & Landscaping Maintenance, Non-Capitalizable Equipment and other Professional Services.

PROJECT TITLE:
WATERSHED MASTER PLAN UPDATES (MP)
CIE REQUIREMENTS: Y
LEVEL OF SERVICE IMPACT: M

PROJECT NUMBER: C46140000

PROGRAM: STORMWATER

PROJECT DESCRIPTION:
This ongoing County-wide master project consists of updating the Hillsborough County Watershed Management Plan with more current or accurate LIDAR and other information to reflect land use changes throughout the County resulting from continuously changing residential & commercial developments and new County infrastructure. The update includes data collection, basin re-delineation, input revision, model calibration, model verification, level of service, determination of deficit of conveyance system, alternate analysis, and final recommendation. GIS database updates, 100-year flood plain and 100-year floodway delineations, DFIRM revisions, and future integration of 17 watersheds are also included.

OPERATING COST IMPACT:
No significant change in operating cost is anticipated.

PROJECT COMPLETION DATE: Ongoing

Neighborhood Community Area:
Countywide

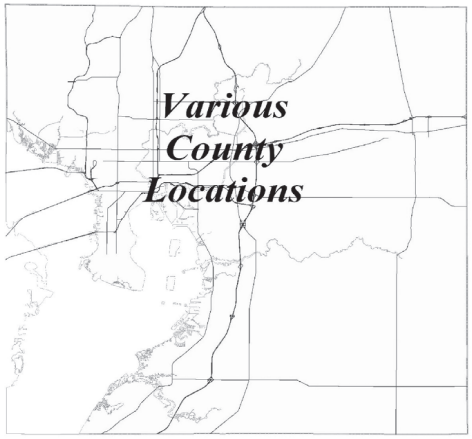

Sources of Funds (in $000s):	Total Estimated Sources	Prior Funding	FY 26 Carryforward	FY 26 Additional	FY 27	FY 28	FY 29	FY 30	FY 31	Future
ARP Funds	$0	$0	$0	$0	$0	$0	$0	$0	$0	$0
Community Invest. Tax III	0	0	0	0	0	0	0	0	0	0
General Revenues-CW	0	0	0	0	0	0	0	0	0	0
General Revenues-UA	0	0	0	0	0	0	0	0	0	0
Grants & County Match	7,874	4,299	3,577	(2)	0	0	0	0	0	0
Other	0	0	0	0	0	0	0	0	0	0
Stormwater Fees	9,556	2,115	141	1,950	250	1,200	1,300	1,300	1,300	0
Subtotal FY 26			$3,718	$1,948						
Total	**$17,429**	**$6,414**	**$5,666**		**$250**	**$1,200**	**$1,300**	**$1,300**	**$1,300**	**$0**

Uses of Funds (in $000s):	Total Estimated Cost	Prior Expenses	FY 26 Carryforward	FY 26 Additional	FY 27	FY 28	FY 29	FY 30	FY 31	Future
Capital [1]	$17,338	$6,323	$3,718	$1,948	$250	$1,200	$1,300	$1,300	$1,300	$0
Contributions [2]	0	0	0	0	0	0	0	0	0	0
Non-Capital [3]	91	91	0	0	0	0	0	0	0	0
Subtotal FY 26			$3,718	$1,948						
Total	**$17,429**	**$6,414**	**$5,666**		**$250**	**$1,200**	**$1,300**	**$1,300**	**$1,300**	**$0**

[1] Capital includes, but is not limited to, expenses related to capitalizable Development, Design, Land Acquisition, Equipment, Construction and Administration required to complete the project.
[2] Contributions includes, but is not limited to, funding through an agreement to other Government Agencies, Youth Organizations, Cultural Service Organizations and other Non-Profit Organizations.
[3] Non-Capital includes, but is not limited to, expenses related to Building Maintenance, Grounds & Landscaping Maintenance, Non-Capitalizable Equipment and other Professional Services.

Transportation Program

Hillsborough County Florida

For more information, contact the Management & Budget Department
(813) 272-5890 • HCFL.gov/Budget

TRANSPORTATION PROGRAM
SOURCES AND USES OF FUNDS SUMMARY
(in thousands)

Sources of Funds:	TOTAL ESTIMATED SOURCES	PRIOR FUNDING	FY 26 Carryforward	FY 26 Additional	FY 27	FY 28	FY 29	FY 30	FY 31	FUTURE
ARP Funds	$67,807	$64,513	$3,294	$0	$0	$0	$0	$0	$0	$0
Community Invest. Tax II	3,081	3,081	0	0	0	0	0	0	0	0
Community Invest. Tax III	140,885	110,215	23,770	6,900	0	0	0	0	0	0
Community Invest. Tax IV	118,380	13,339	65,041	40,000	0	0	0	0	0	0
Enterprise Fees	411	411	0	0	0	0	0	0	0	0
Financing	181,320	178,317	3,003	0	0	0	0	0	0	0
Gas Taxes	143,542	90,604	14,537	6,400	6,400	6,400	6,400	6,400	6,400	0
General Revenues-CW	86,602	26,412	44,697	15,493	0	0	0	0	0	0
General Revenues-UA	208,408	101,057	31,574	74,653	225	225	225	225	225	0
Grants & County Match	292,783	33,002	240,491	2,335	0	0	0	0	0	16,954
Impact Fees	55,083	38,994	14,666	1,377	11	11	11	11	0	0
Mobility Fees	178,267	39,944	86,803	35,820	7,700	2,000	2,000	2,000	2,000	0
Other	42,980	27,641	13,480	1,859	0	0	0	0	0	0
Undetermined	348,392	0	0	0	0	0	0	0	0	348,392
Subtotal FY 26			$541,356	$184,837						
Total	**$1,867,942**	**$727,532**	**$726,193**		**$14,336**	**$8,636**	**$8,636**	**$8,636**	**$8,625**	**$365,346**

TOTAL FY 26 - FY 31 = $775,064

Uses of Funds:	TOTAL ESTIMATED COST	PRIOR EXPENSES	FY 26 Carryforward	FY 26 Additional	FY 27	FY 28	FY 29	FY 30	FY 31	FUTURE
Capital [1]	$1,858,773	$720,951	$538,541	$185,110	$14,325	$8,625	$8,625	$8,625	$8,625	$365,346
Contributions [2]	9,164	6,575	2,816	(273)	11	11	11	11	0	0
Non-Capital [3]	5	5	0	0	0	0	0	0	0	0
Subtotal FY 26			$541,356	$184,837						
Total	**$1,867,942**	**$727,532**	**$726,193**		**$14,336**	**$8,636**	**$8,636**	**$8,636**	**$8,625**	**$365,346**

TOTAL FY 26 - FY 31 = $775,064

[1] Capital includes, but is not limited to, expenses related to capitalizable Development, Design, Land Acquisition, Equipment, Construction and Administration required to complete the project.

[2] Contributions includes, but is not limited to, funding through an agreement to other Government Agencies, Youth Organizations, Cultural Service Organizations and other Non-Profit Organizations.

[3] Non-Capital includes, but is not limited to, expenses related to Building Maintenance, Grounds & Landscaping Maintenance, Non-Capitalizable Equipment and other Professional Services.

TRANSPORTATION PROGRAM
COMPLETED AND CANCELED PROJECTS - FY 25

PROJECT NUMBER	PROJECT TITLE	ACTUAL/PROJECTED COMPLETION DATE (1)
COMPLETED PROJECTS		
C69657000	Big Bend/I-75 Interchange Improvements	Sep 2025
C69635000	Transportation Utility Allocation (MP)	Sep 2025
CANCELED PROJECTS		
C69685000	Balm Boyette/Alafia Connector Trail	Canceled
CONSOLIDATED PROJECTS		
C69681000	South Coast Greenway Trail Gibsonton Segment (Phase VI)	Consolidated with C69675000

(1) Includes projects anticipated to be completed by 09/30/25

TRANSPORTATION PROGRAM
PROJECTS SUMMARY SCHEDULE
(in thousands)

PROJECT NUMBER	PROJECT TITLE	TOTAL ESTIMATED COST	PRIOR EXPENSES	FY 26		FY 27	FY 28	FY 29	FY 30	FY 31	FUTURE	PROJECT COMPLETION DATE
				Carryforward	Additional							
C69640000	19th Avenue NE Corridor Improvements (US 41 to US 301)	$2,546	$2,073	$473	$0	$0	$0	$0	$0	$0	$0	Dec 2025
C69602000	Advanced Traffic Management System Improvement Program (MP)	42,730	31,588	8,345	(165)	0	0	0	0	0	2,963	Ongoing
C69643000	Apollo Beach Blvd I-75 Overpass	27,923	25,591	2,333	0	0	0	0	0	0	0	Post Construction
C69698000*	Balm Riverview Rd and Rhodine Rd Improvements (Panther Trace to Symmes)	1,000	0	0	1,000	0	0	0	0	0	0	TBD
C69694000	Bay to Bay Blvd Safety Improvements	1,200	140	1,060	0	0	0	0	0	0	0	Nov 2026
C69112000	Bell Shoals Road Corridor Improvements (Bloomingdale to Boyette)	68,415	68,299	4,199	(4,083)	0	0	0	0	0	0	Post Construction
C69647000	Big Bend Road Corridor Improvements East - Simmons Loop to US Hwy 301	32,801	29,845	2,956	0	0	0	0	0	0	0	Mar 2027
C69692000	Big Bend Road Corridor Improvements West - US 41 to Covington Garden Dr	25,165	0	13,094	30	0	0	0	0	0	12,041	TBD
C69699000*	Bishop Road Improvements (US 301 to County Road 579)	750	0	0	750	0	0	0	0	0	0	TBD
C69677000	Bridge and Guardrail Program (MP)	49,377	15,727	24,950	7,700	200	200	200	200	200	0	Ongoing
C69200000	Bridge Improvements (MP)	63,025	16,360	28,226	16,839	0	0	0	0	0	1,600	Ongoing
C69693000	CDBG Roads and Sidewalks Repairs (MP)	5,000	1,800	700	2,500	0	0	0	0	0	0	Ongoing
C61134000	Citrus Park Drive Corridor Improvements (Countryway Blvd To Sheldon Rd)	62,418	62,360	157	(99)	0	0	0	0	0	0	Post Construction
C69682000	Corridor Safety Retrofit Improvements (MP)	14,990	1,000	4,600	8,140	250	250	250	250	250	0	Ongoing
C69642000	East 131st Ave. Corridor Improvements (North 30th St. to US 41)	3,309	1,470	321	1,517	0	0	0	0	0	0	TBD
C61010000	Hartline Capital Allocation	5,039	4,263	719	11	11	11	11	11	0	0	Ongoing
C69679000	Intersection Capital Improvement Program (MP)	113,111	46,792	40,598	25,721	0	0	0	0	0	0	Ongoing
C69600000	Intersection Improvement Program (MP)	129,320	86,797	24,231	18,292	0	0	0	0	0	0	Ongoing
C69645000	Intersection Operation and Safety Program (MP)	10,286	10,279	24	(17)	0	0	0	0	0	0	Post Construction
C69649000"	Lithia Pinecrest Road Corridor Improvements (Fishhawk Blvd to Lumsden Ave)	261,984	4,602	1,382	16,500	0	0	0	0	0	239,500	TBD
C69695000	Lithia Pinecrest/CR39 Intersection Improvements	10,900	0	3,400	0	7,500	0	0	0	0	0	TBD
C61150000	Madison Avenue Improvements (US 41 To 78th Street)	2,577	2,011	566	0	0	0	0	0	0	0	TBD
C69601000	New & Improved Signalization Program (MP)	19,690	13,500	1,672	4,518	0	0	0	0	0	0	Ongoing
C69683000	Osprey Ridge Drive Resurfacing	2,451	2,448	3	0	0	0	0	0	0	0	Post Construction
C69638000	Pedestrian Safety and Mobility Enhancement Program (MP)	43,813	23,587	14,501	5,725	0	0	0	0	0	0	Ongoing
C69696000**	Road Repaving -- Surtax (MP)	208,592	250	208,342	0	0	0	0	0	0	0	Ongoing
C69684000	Roadway Pavement Preservation - ARP Act Revenue Recovery Funds (MP)	42,500	41,649	851	0	0	0	0	0	0	0	Various
C69631000	Roadway Pavement Preservation Program (MP)	278,519	157,758	53,362	40,400	5,400	5,400	5,400	5,400	5,400	0	Ongoing
C69676000	Safe Routes To School Programs (MP)	31,961	9,376	13,585	800	200	2,000	2,000	2,000	2,000	0	Ongoing
C69691000	Safe Streets and Roads for All (MP)	34,855	411	34,444	0	0	0	0	0	0	0	Ongoing
C69688000	Sidewalk Improvements - ARP Act 3 Funds (MP)	18,202	16,392	1,811	0	0	0	0	0	0	0	Various
C69689000	Sidewalk Improvements - ARP Act Revenue Recovery Funds (MP)	7,104	6,473	632	0	0	0	0	0	0	0	Various
C69678000	Sidewalk Repair Program (MP)	60,865	16,450	21,035	20,630	550	550	550	550	550	0	Ongoing
C69666000	South 78th Street Corridor Improvements (Progress Blvd. to Causeway Blvd.)	1,772	373	1,399	0	0	0	0	0	0	0	TBD
C69675000"	South Coast Greenway Trail Adamsville (Phase III) & Big Bend Overpass (MP)	22,426	450	8,029	739	0	0	0	0	0	13,206	TBD
C69639000	Sun City Center Pedestrian Mobility (MP)	5,603	3,911	1,693	0	0	0	0	0	0	0	Ongoing
C69697000*	TMD - Sidewalk Repair Partnership Program	1,350	0	0	225	225	225	225	225	225	0	Ongoing

TRANSPORTATION PROGRAM
PROJECTS SUMMARY SCHEDULE
(in thousands)

PROJECT NUMBER	PROJECT TITLE	TOTAL ESTIMATED COST	PRIOR EXPENSES	FY 26		FY 27	FY 28	FY 29	FY 30	FY 31	FUTURE	PROJECT COMPLETION DATE
				Carryforward	Additional							
C69625000	Turkey Creek Road Improvements from MLK Blvd to Sydney Road	15,613	15,061	1,036	(484)	0	0	0	0	0	0	Post Construction
C69654000	University Area Transportation Improvements (MP)	2,293	1,728	565	0	0	0	0	0	0	0	TBD
C69661000	Upper Tampa Bay Trail IV	12,500	265	12,235	0	0	0	0	0	0	0	TBD
C69646000"	Van Dyke Road Corridor Improvements (Gunn Hwy to East of Whirley Rd)	123,964	6,453	3,827	17,647	0	0	0	0	0	96,036	TBD
	Subtotal FY 26			$541,356	$184,837							
	Total Transportation Program	$1,867,942	$727,532	$726,193		$14,336	$8,636	$8,636	$8,636	$8,625	$365,346	

TOTAL FY 26 - FY 31 = $775,064

* New Project TBD - To be Determined

** Added to the Capital Improvement Program as part of a Budget Amendment in Fiscal Year 2025

" Project includes undetermined funding in the Future column. Future funding to be determined based on project prioritization and available options at BOCC discretion.

(MP) - Master Project - A listing of sub-projects under this master project will appear in the Appendix section of the CIP document.

Note: Some projects have "Post Construction" in the Project Completion Date column. These projects have finished their primary construction phases and may have been placed in use; nevertheless, these projects still have unspent balances that are earmarked for post-construction project costs.

PROJECT TITLE: 19TH AVENUE NE CORRIDOR IMPROVEMENTS (US 41 TO US 301)
PROJECT NUMBER: C69640000
CIE REQUIREMENTS: Y
LEVEL OF SERVICE IMPACT: E
PROGRAM: TRANSPORTATION

PROJECT DESCRIPTION:
This project includes Project Development and Environmental Study (PD&E) for the Enhancement of 19th Avenue NE, a 2-lane undivided road, from US 41 to US 301 including enhanced pedestrian, bicycle and bus facilities. PD&E Only.

Neighborhood Community Area:
Apollo Beach, Ruskin, Sun City Center

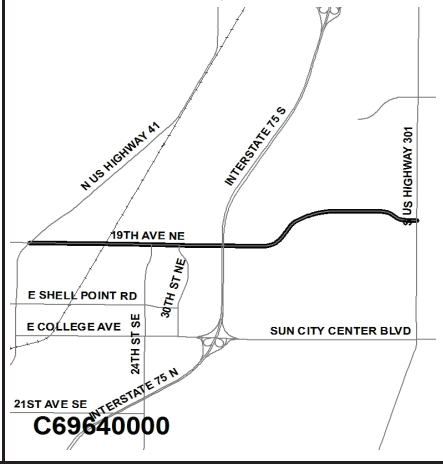

OPERATING COST IMPACT:
Impact on annual operating and maintenance costs is to be determined.

PROJECT COMPLETION DATE: Dec 2025

Sources of Funds ($000s):	Total Estimated Sources	Prior Funding	FY 26 Carryforward	FY 26 Additional	FY 27	FY 28	FY 29	FY 30	FY 31	Future
ARP Funds	$0	$0	$0	$0	$0	$0	$0	$0	$0	$0
Community Invest. Tax II	0	0	0	0	0	0	0	0	0	0
Community Invest. Tax III	0	0	0	0	0	0	0	0	0	0
Community Invest. Tax IV	0	0	0	0	0	0	0	0	0	0
Enterprise Fees	0	0	0	0	0	0	0	0	0	0
Financing	509	509	0	0	0	0	0	0	0	0
General Revenues-CW	0	0	0	0	0	0	0	0	0	0
General Revenues-UA	295	50	245	0	0	0	0	0	0	0
Grants & County Match	337	215	122	0	0	0	0	0	0	0
Impact Fees	0	0	0	0	0	0	0	0	0	0
Mobility Fees	1,083	1,044	38	0	0	0	0	0	0	0
Other	0	0	0	0	0	0	0	0	0	0
Undetermined	0	0	0	0	0	0	0	0	0	0
Subtotal FY 26			$473	$0						
Total	**$2,546**	**$2,073**	**$473**		**$0**	**$0**	**$0**	**$0**	**$0**	**$0**

Uses of Funds ($000s):	Total Estimated Cost	Prior Expenses	FY 26 Carryforward	FY 26 Additional	FY 27	FY 28	FY 29	FY 30	FY 31	Future
Capital [1]	$2,546	$2,073	$473	$0	$0	$0	$0	$0	$0	$0
Contributions [2]	0	0	0	0	0	0	0	0	0	0
Non-Capital [3]	0	0	0	0	0	0	0	0	0	0
Subtotal FY 26			$473	$0						
Total	**$2,546**	**$2,073**	**$473**		**$0**	**$0**	**$0**	**$0**	**$0**	**$0**

[1] Capital includes, but is not limited to, expenses related to capitalizable Development, Design, Land Acquisition, Equipment, Construction and Administration required to complete the project.
[2] Contributions includes, but is not limited to, funding through an agreement to other Government Agencies, Youth Organizations, Cultural Service Organizations and other Non-Profit Organizations.
[3] Non-Capital includes, but is not limited to, expenses related to Building Maintenance, Grounds & Landscaping Maintenance, Non-Capitalizable Equipment and other Professional Services.

PROJECT TITLE: ADVANCED TRAFFIC MANAGEMENT SYSTEM IMPROVEMENT PROGRAM (MP)
PROJECT NUMBER: C69602000
CIE REQUIREMENTS: Y
LEVEL OF SERVICE IMPACT: E
PROGRAM: TRANSPORTATION

PROJECT DESCRIPTION:
Project funding for the design and implementation of expansions and enhancements to the County's Intelligent Transportation System (ITS) program, which is comprised of computerized traffic signal control, arterial monitoring and management, and related functions. This includes the Countywide integration of technology upgrades, including realtime communications to signalized intersections and detection to determine travel demands, to be able to provide improved traffic flow, improvements in safety, increased transportation efficiency, enhanced mobility, and reductions in fuel consumption and pollutant emissions. This system uses real-time traffic data from vehicle detectors, intersection controllers, and monitoring video cameras, all routed to one central control system at the County's Traffic Management Center (TMC).

Neighborhood Community Area:
Countywide

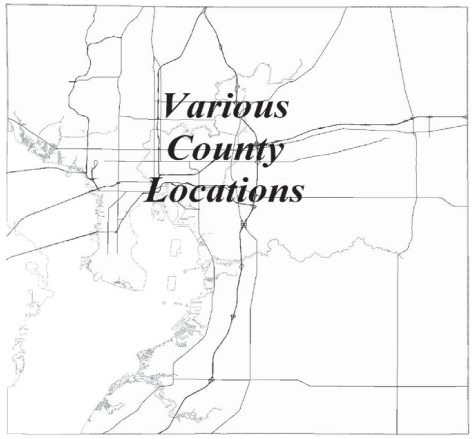

OPERATING COST IMPACT:
Hillsborough County-Wide annual operating and maintenance costs are estimated to be $450,000 per year once all project corridors are completed. This cost includes the daily diagnostic management utilizing the Traffic Management Center software packages to monitor the traffic signals, and operations support for communication repairs, traffic signal optimization with signal timing adjustments, and field maintenance and operations activities.

PROJECT COMPLETION DATE: Ongoing

Sources of Funds ($000s):	Total Estimated Sources	Prior Funding	FY 26 Carryforward	FY 26 Additional	FY 27	FY 28	FY 29	FY 30	FY 31	Future
ARP Funds	$0	$0	$0	$0	$0	$0	$0	$0	$0	$0
Community Invest. Tax II	0	0	0	0	0	0	0	0	0	0
Community Invest. Tax III	20,488	18,418	2,070	0	0	0	0	0	0	0
Community Invest. Tax IV	0	0	0	0	0	0	0	0	0	0
Enterprise Fees	0	0	0	0	0	0	0	0	0	0
Financing	3,905	1,969	1,936	0	0	0	0	0	0	0
General Revenues-CW	0	0	0	0	0	0	0	0	0	0
General Revenues-UA	6,413	2,239	4,174	0	0	0	0	0	0	0
Grants & County Match	4,850	1,888	165	(165)	0	0	0	0	0	2,963
Impact Fees	7,075	7,075	0	0	0	0	0	0	0	0
Mobility Fees	0	0	0	0	0	0	0	0	0	0
Other	0	0	0	0	0	0	0	0	0	0
Undetermined	0	0	0	0	0	0	0	0	0	0
Subtotal FY 26			$8,345	($165)						
Total	**$42,730**	**$31,588**	**$8,180**		**$0**	**$0**	**$0**	**$0**	**$0**	**$2,963**

Uses of Funds ($000s):	Total Estimated Cost	Prior Expenses	FY 26 Carryforward	FY 26 Additional	FY 27	FY 28	FY 29	FY 30	FY 31	Future
Capital [1]	$42,730	$31,588	$8,345	($165)	$0	$0	$0	$0	$0	$2,963
Contributions [2]	0	0	0	0	0	0	0	0	0	0
Non-Capital [3]	0	0	0	0	0	0	0	0	0	0
Subtotal FY 26			$8,345	($165)						
Total	**$42,730**	**$31,588**	**$8,180**		**$0**	**$0**	**$0**	**$0**	**$0**	**$2,963**

[1] Capital includes, but is not limited to, expenses related to capitalizable Development, Design, Land Acquisition, Equipment, Construction and Administration required to complete the project.
[2] Contributions includes, but is not limited to, funding through an agreement to other Government Agencies, Youth Organizations, Cultural Service Organizations and other Non-Profit Organizations.
[3] Non-Capital includes, but is not limited to, expenses related to Building Maintenance, Grounds & Landscaping Maintenance, Non-Capitalizable Equipment and other Professional Services.

PROJECT TITLE: **PROJECT NUMBER: C69643000**

APOLLO BEACH BLVD I-75 OVERPASS

CIE REQUIREMENTS: Y

LEVEL OF SERVICE IMPACT: F **PROGRAM: TRANSPORTATION**

PROJECT DESCRIPTION:

Completion of a new 4-lane divided County road, including an overpass over interstate 75 to provide connectivity between US 41 and US 301. Enhance pedestrian safety features, including upgrades to comply with current ADA regulations.

OPERATING COST IMPACT:

Impact on annual operating and maintenance costs is to be determined.

PROJECT COMPLETION DATE: Post Construction

Neighborhood Community Area:

Apollo Beach

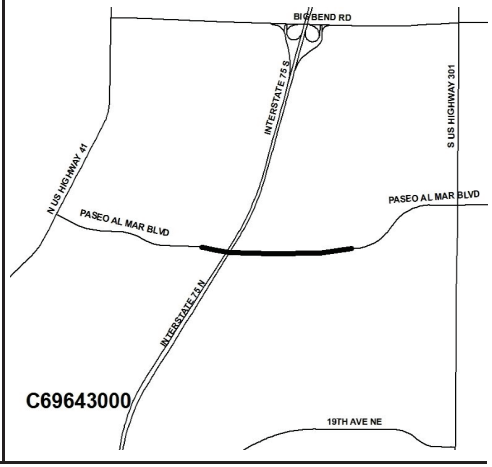

Sources of Funds (in $000s):	Total Estimated Sources	Prior Funding	FY 26 Carryforward	FY 26 Additional	FY 27	FY 28	FY 29	FY 30	FY 31	Future
ARP Funds	$0	$0	$0	$0	$0	$0	$0	$0	$0	$0
Community Invest. Tax II	0	0	0	0	0	0	0	0	0	0
Community Invest. Tax III	0	0	0	0	0	0	0	0	0	0
Community Invest. Tax IV	0	0	0	0	0	0	0	0	0	0
Enterprise Fees	0	0	0	0	0	0	0	0	0	0
Financing	6,135	6,135	0	0	0	0	0	0	0	0
General Revenues-CW	0	0	0	0	0	0	0	0	0	0
General Revenues-UA	0	0	0	0	0	0	0	0	0	0
Grants & County Match	18,403	18,403	0	0	0	0	0	0	0	0
Impact Fees	215	215	0	0	0	0	0	0	0	0
Mobility Fees	2,942	609	2,332	0	0	0	0	0	0	0
Other	229	229	0	0	0	0	0	0	0	0
Undetermined	0	0	0	0	0	0	0	0	0	0
Subtotal FY 26			$2,333	$0						
Total	**$27,923**	**$25,591**	**$2,333**		**$0**	**$0**	**$0**	**$0**	**$0**	**$0**

Uses of Funds (in $000s):	Total Estimated Cost	Prior Expenses	FY 26 Carryforward	FY 26 Additional	FY 27	FY 28	FY 29	FY 30	FY 31	Future
Capital [1]	$27,923	$25,591	$2,333	$0	$0	$0	$0	$0	$0	$0
Contributions [2]	0	0	0	0	0	0	0	0	0	0
Non-Capital [3]	0	0	0	0	0	0	0	0	0	0
Subtotal FY 26			$2,333	$0						
Total	**$27,923**	**$25,591**	**$2,333**		**$0**	**$0**	**$0**	**$0**	**$0**	**$0**

[1] Capital includes, but is not limited to, expenses related to capitalizable Development, Design, Land Acquisition, Equipment, Construction and Administration required to complete the project.

[2] Contributions includes, but is not limited to, funding through an agreement to other Government Agencies, Youth Organizations, Cultural Service Organizations and other Non-Profit Organizations.

[3] Non-Capital includes, but is not limited to, expenses related to Building Maintenance, Grounds & Landscaping Maintenance, Non-Capitalizable Equipment and other Professional Services.

PROJECT TITLE: **PROJECT NUMBER: C69698000**

BALM RIVERVIEW RD AND RHODINE RD IMPROVEMENTS (PANTHER TRACE TO SYMMES)

CIE REQUIREMENTS: Y

LEVEL OF SERVICE IMPACT: E **PROGRAM: TRANSPORTATION**

PROJECT DESCRIPTION:

This project includes Project Development and Environmental Study (PD&E) for the improvements on Balm Riverview road and Rhodine Road, from Panther Trace Blvd to Symmes Road.

OPERATING COST IMPACT:

Impact on annual operating and maintenance costs is to be determined.

PROJECT COMPLETION DATE: TBD

Neighborhood Community Area:

South Rural

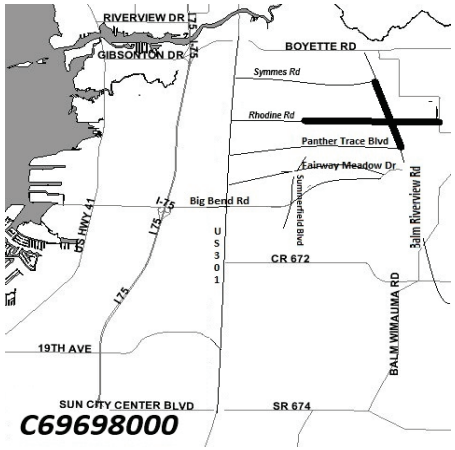

Sources of Funds (in $000s):	Total Estimated Sources	Prior Funding	FY 26 Carryforward	FY 26 Additional	FY 27	FY 28	FY 29	FY 30	FY 31	Future
ARP Funds	$0	$0	$0	$0	$0	$0	$0	$0	$0	$0
Community Invest. Tax II	0	0	0	0	0	0	0	0	0	0
Community Invest. Tax III	0	0	0	0	0	0	0	0	0	0
Community Invest. Tax IV	0	0	0	0	0	0	0	0	0	0
Enterprise Fees	0	0	0	0	0	0	0	0	0	0
Financing	0	0	0	0	0	0	0	0	0	0
General Revenues-CW	0	0	0	0	0	0	0	0	0	0
General Revenues-UA	0	0	0	0	0	0	0	0	0	0
Grants & County Match	0	0	0	0	0	0	0	0	0	0
Impact Fees	0	0	0	0	0	0	0	0	0	0
Mobility Fees	1,000	0	0	1,000	0	0	0	0	0	0
Other	0	0	0	0	0	0	0	0	0	0
Undetermined	0	0	0	0	0	0	0	0	0	0
Subtotal FY 26			$0	$1,000						
Total	**$1,000**	**$0**	**$1,000**		**$0**	**$0**	**$0**	**$0**	**$0**	**$0**

Uses of Funds (in $000s):	Total Estimated Cost	Prior Expenses	FY 26 Carryforward	FY 26 Additional	FY 27	FY 28	FY 29	FY 30	FY 31	Future
Capital [1]	$1,000	$0	$0	$1,000	$0	$0	$0	$0	$0	$0
Contributions [2]	0	0	0	0	0	0	0	0	0	0
Non-Capital [3]	0	0	0	0	0	0	0	0	0	0
Subtotal FY 26			$0	$1,000						
Total	**$1,000**	**$0**	**$1,000**		**$0**	**$0**	**$0**	**$0**	**$0**	**$0**

[1] Capital includes, but is not limited to, expenses related to capitalizable Development, Design, Land Acquisition, Equipment, Construction and Administration required to complete the project.

[2] Contributions includes, but is not limited to, funding through an agreement to other Government Agencies, Youth Organizations, Cultural Service Organizations and other Non-Profit Organizations.

[3] Non-Capital includes, but is not limited to, expenses related to Building Maintenance, Grounds & Landscaping Maintenance, Non-Capitalizable Equipment and other Professional Services.

PROJECT TITLE:
BAY TO BAY BLVD SAFETY IMPROVEMENTS
CIE REQUIREMENTS: Y
LEVEL OF SERVICE IMPACT: E

PROJECT NUMBER: C69694000

PROGRAM: TRANSPORTATION

PROJECT DESCRIPTION:
This project includes funding to improve and enhance safety within the Bay to Bay Blvd corridor.

OPERATING COST IMPACT:
Impact on annual operating and maintenance costs is to be determined.

PROJECT COMPLETION DATE: Nov 2026

Neighborhood Community Area:
City of Tampa

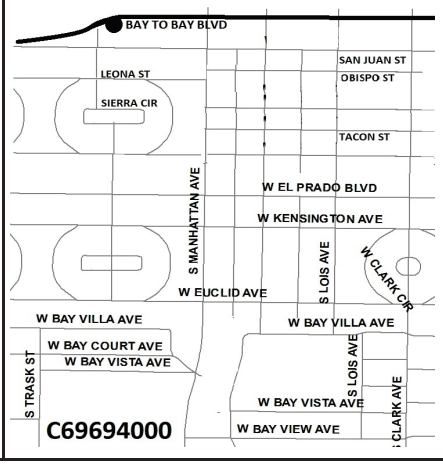

Sources of Funds (in $000s):	Total Estimated Sources	Prior Funding	FY 26 Carryforward	FY 26 Additional	FY 27	FY 28	FY 29	FY 30	FY 31	Future
ARP Funds	$0	$0	$0	$0	$0	$0	$0	$0	$0	$0
Community Invest. Tax II	0	0	0	0	0	0	0	0	0	0
Community Invest. Tax III	0	0	0	0	0	0	0	0	0	0
Community Invest. Tax IV	0	0	0	0	0	0	0	0	0	0
Enterprise Fees	0	0	0	0	0	0	0	0	0	0
Financing	0	0	0	0	0	0	0	0	0	0
General Revenues-CW	200	140	60	0	0	0	0	0	0	0
General Revenues-UA	0	0	0	0	0	0	0	0	0	0
Grants & County Match	1,000	0	1,000	0	0	0	0	0	0	0
Impact Fees	0	0	0	0	0	0	0	0	0	0
Mobility Fees	0	0	0	0	0	0	0	0	0	0
Other	0	0	0	0	0	0	0	0	0	0
Undetermined	0	0	0	0	0	0	0	0	0	0
Subtotal FY 26			$1,060	$0						
Total	**$1,200**	**$140**	**$1,060**		**$0**	**$0**	**$0**	**$0**	**$0**	**$0**

Uses of Funds (in $000s):	Total Estimated Cost	Prior Expenses	FY 26 Carryforward	FY 26 Additional	FY 27	FY 28	FY 29	FY 30	FY 31	Future
Capital [1]	$0	$0	$0	$0	$0	$0	$0	$0	$0	$0
Contributions [2]	1,200	140	1,060	0	0	0	0	0	0	0
Non-Capital [3]	0	0	0	0	0	0	0	0	0	0
Subtotal FY 26			$1,060	$0						
Total	**$1,200**	**$140**	**$1,060**		**$0**	**$0**	**$0**	**$0**	**$0**	**$0**

[1] Capital includes, but is not limited to, expenses related to capitalizable Development, Design, Land Acquisition, Equipment, Construction and Administration required to complete the project.
[2] Contributions includes, but is not limited to, funding through an agreement to other Government Agencies, Youth Organizations, Cultural Service Organizations and other Non-Profit Organizations.
[3] Non-Capital includes, but is not limited to, expenses related to Building Maintenance, Grounds & Landscaping Maintenance, Non-Capitalizable Equipment and other Professional Services.

PROJECT TITLE:
BELL SHOALS ROAD CORRIDOR IMPROVEMENTS (BLOOMINGDALE TO BOYETTE)
CIE REQUIREMENTS: Y
LEVEL OF SERVICE IMPACT: E

PROJECT NUMBER: C69112000

PROGRAM: TRANSPORTATION

PROJECT DESCRIPTION:
Project will include completion of a new four lane divided county road including enhancements to pedestrian safety features to comply with current ADA regulations.

OPERATING COST IMPACT:
Annual operating and maintenance costs are estimated to be $29,000 per year.

PROJECT COMPLETION DATE: Post Construction

Neighborhood Community Area:
Brandon

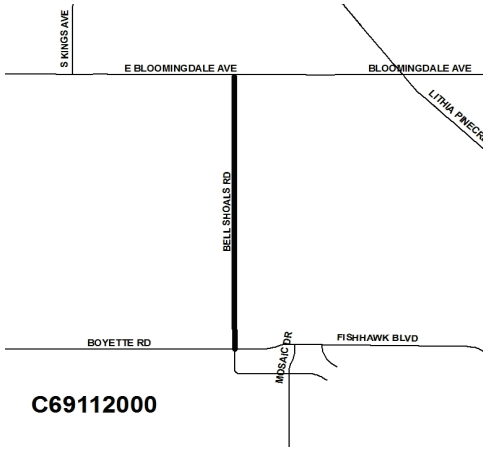

Sources of Funds (in $000s):	Total Estimated Sources	Prior Funding	FY 26 Carryforward	FY 26 Additional	FY 27	FY 28	FY 29	FY 30	FY 31	Future
ARP Funds	$0	$0	$0	$0	$0	$0	$0	$0	$0	$0
Community Invest. Tax II	3,081	3,081	0	0	0	0	0	0	0	0
Community Invest. Tax III	22,776	22,776	3,133	(3,133)	0	0	0	0	0	0
Community Invest. Tax IV	0	0	0	0	0	0	0	0	0	0
Enterprise Fees	0	0	0	0	0	0	0	0	0	0
Financing	21,366	21,366	0	0	0	0	0	0	0	0
General Revenues-CW	0	0	0	0	0	0	0	0	0	0
General Revenues-UA	3,147	3,147	0	0	0	0	0	0	0	0
Grants & County Match	0	0	0	0	0	0	0	0	0	0
Impact Fees	676	676	950	(950)	0	0	0	0	0	0
Mobility Fees	0	0	0	0	0	0	0	0	0	0
Other	16,918	16,803	116	0	0	0	0	0	0	0
Undetermined	0	0	0	0	0	0	0	0	0	0
Subtotal FY 26			$4,199	($4,083)						
Total	**$68,415**	**$68,299**	**$116**		**$0**	**$0**	**$0**	**$0**	**$0**	**$0**

Uses of Funds (in $000s):	Total Estimated Cost	Prior Expenses	FY 26 Carryforward	FY 26 Additional	FY 27	FY 28	FY 29	FY 30	FY 31	Future
Capital [1]	$68,415	$68,299	$4,199	($4,083)	$0	$0	$0	$0	$0	$0
Contributions [2]	0	0	0	0	0	0	0	0	0	0
Non-Capital [3]	0	0	0	0	0	0	0	0	0	0
Subtotal FY 26			$4,199	($4,083)						
Total	**$68,415**	**$68,299**	**$116**		**$0**	**$0**	**$0**	**$0**	**$0**	**$0**

[1] Capital includes, but is not limited to, expenses related to capitalizable Development, Design, Land Acquisition, Equipment, Construction and Administration required to complete the project.
[2] Contributions includes, but is not limited to, funding through an agreement to other Government Agencies, Youth Organizations, Cultural Service Organizations and other Non-Profit Organizations.
[3] Non-Capital includes, but is not limited to, expenses related to Building Maintenance, Grounds & Landscaping Maintenance, Non-Capitalizable Equipment and other Professional Services.

PROJECT TITLE: **PROJECT NUMBER: C69647000**

BIG BEND ROAD CORRIDOR IMPROVEMENTS EAST - SIMMONS LOOP TO US HWY 301

CIE REQUIREMENTS: Y

LEVEL OF SERVICE IMPACT: E **PROGRAM: TRANSPORTATION**

PROJECT DESCRIPTION:

Widening of Big Bend Road, a 4-lane divided road to 6-lanes from Simmons Loop to US 301. The improvements will include bicycle, bus facilities and enhancement pedestrian safety features, including wide sidewalks and enhanced crosswalks and signals. Stormwater drainage will also be improved.

Neighborhood Community Area:

Apollo Beach, Gibsonton

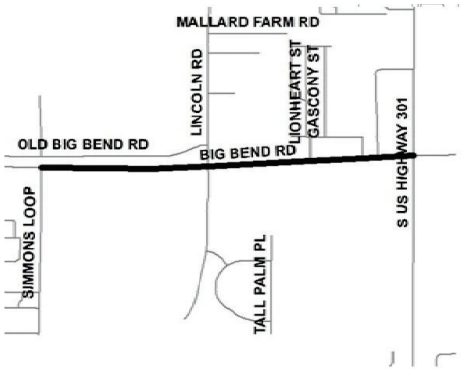

OPERATING COST IMPACT:

Impact on annual operating and maintenance costs is to be determined.

PROJECT COMPLETION DATE: Mar 2027

Sources of Funds (in $000s):	Total Estimated Sources	Prior Funding	FY 26 Carryforward	FY 26 Additional	FY 27	FY 28	FY 29	FY 30	FY 31	Future
ARP Funds	$0	$0	$0	$0	$0	$0	$0	$0	$0	$0
Community Invest. Tax II	0	0	0	0	0	0	0	0	0	0
Community Invest. Tax III	0	0	0	0	0	0	0	0	0	0
Community Invest. Tax IV	0	0	0	0	0	0	0	0	0	0
Enterprise Fees	0	0	0	0	0	0	0	0	0	0
Financing	28,383	28,383	0	0	0	0	0	0	0	0
General Revenues-CW	0	0	0	0	0	0	0	0	0	0
General Revenues-UA	0	0	0	0	0	0	0	0	0	0
Grants & County Match	0	0	0	0	0	0	0	0	0	0
Impact Fees	902	538	62	302	0	0	0	0	0	0
Mobility Fees	270	270	407	(407)	0	0	0	0	0	0
Other	3,247	655	2,487	105	0	0	0	0	0	0
Undetermined	0	0	0	0	0	0	0	0	0	0
Subtotal FY 26			$2,956	$0						
Total	**$32,801**	**$29,845**	**$2,956**		**$0**	**$0**	**$0**	**$0**	**$0**	**$0**

Uses of Funds (in $000s):	Total Estimated Cost	Prior Expenses	FY 26 Carryforward	FY 26 Additional	FY 27	FY 28	FY 29	FY 30	FY 31	Future
Capital [1]	$32,801	$29,845	$2,956	$0	$0	$0	$0	$0	$0	$0
Contributions [2]	0	0	0	0	0	0	0	0	0	0
Non-Capital [3]	0	0	0	0	0	0	0	0	0	0
Subtotal FY 26			$2,956	$0						
Total	**$32,801**	**$29,845**	**$2,956**		**$0**	**$0**	**$0**	**$0**	**$0**	**$0**

[1] Capital includes, but is not limited to, expenses related to capitalizable Development, Design, Land Acquisition, Equipment, Construction and Administration required to complete the project.
[2] Contributions includes, but is not limited to, funding through an agreement to other Government Agencies, Youth Organizations, Cultural Service Organizations and other Non-Profit Organizations.
[3] Non-Capital includes, but is not limited to, expenses related to Building Maintenance, Grounds & Landscaping Maintenance, Non-Capitalizable Equipment and other Professional Services.

PROJECT TITLE: **PROJECT NUMBER: C69692000**

BIG BEND ROAD CORRIDOR IMPROVEMENTS WEST - US 41 TO COVINGTON GARDEN DR

CIE REQUIREMENTS: Y

LEVEL OF SERVICE IMPACT: E **PROGRAM: TRANSPORTATION**

PROJECT DESCRIPTION:

Widening of Big Bend Road, a 4-lane divided road to 6-lanes from US 41 to Covington Garden Dr. The improvements will include bicycle, bus facilities and enhancement pedestrian safety features, including wide sidewalks and enhanced crosswalks and signals. Stormwater drainage will also be improved.

Neighborhood Community Area:

Apollo Beach, Gibsonton

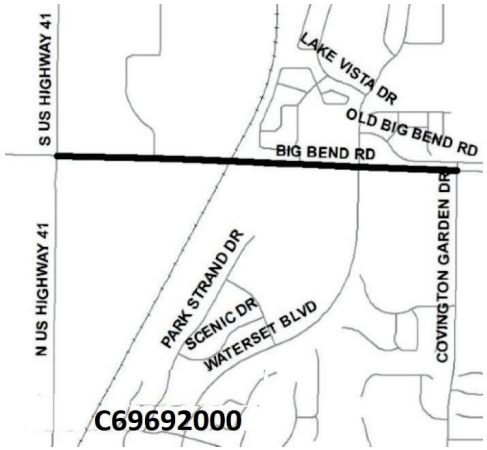

OPERATING COST IMPACT:

Impact on annual operating and maintenance costs is to be determined.

PROJECT COMPLETION DATE: TBD

Sources of Funds (in $000s):	Total Estimated Sources	Prior Funding	FY 26 Carryforward	FY 26 Additional	FY 27	FY 28	FY 29	FY 30	FY 31	Future
ARP Funds	$0	$0	$0	$0	$0	$0	$0	$0	$0	$0
Community Invest. Tax II	0	0	0	0	0	0	0	0	0	0
Community Invest. Tax III	0	0	0	0	0	0	0	0	0	0
Community Invest. Tax IV	0	0	0	0	0	0	0	0	0	0
Enterprise Fees	0	0	0	0	0	0	0	0	0	0
Financing	0	0	0	0	0	0	0	0	0	0
General Revenues-CW	0	0	0	0	0	0	0	0	0	0
General Revenues-UA	0	0	0	0	0	0	0	0	0	0
Grants & County Match	12,041	0	0	0	0	0	0	0	0	12,041
Impact Fees	7,714	0	7,714	0	0	0	0	0	0	0
Mobility Fees	0	0	0	0	0	0	0	0	0	0
Other	5,410	0	5,380	30	0	0	0	0	0	0
Undetermined	0	0	0	0	0	0	0	0	0	0
Subtotal FY 26			$13,094	$30						
Total	**$25,165**	**$0**	**$13,124**		**$0**	**$0**	**$0**	**$0**	**$0**	**$12,041**

Uses of Funds (in $000s):	Total Estimated Cost	Prior Expenses	FY 26 Carryforward	FY 26 Additional	FY 27	FY 28	FY 29	FY 30	FY 31	Future
Capital [1]	$25,165	$0	$13,094	$30	$0	$0	$0	$0	$0	$12,041
Contributions [2]	0	0	0	0	0	0	0	0	0	0
Non-Capital [3]	0	0	0	0	0	0	0	0	0	0
Subtotal FY 26			$13,094	$30						
Total	**$25,165**	**$0**	**$13,124**		**$0**	**$0**	**$0**	**$0**	**$0**	**$12,041**

[1] Capital includes, but is not limited to, expenses related to capitalizable Development, Design, Land Acquisition, Equipment, Construction and Administration required to complete the project.
[2] Contributions includes, but is not limited to, funding through an agreement to other Government Agencies, Youth Organizations, Cultural Service Organizations and other Non-Profit Organizations.
[3] Non-Capital includes, but is not limited to, expenses related to Building Maintenance, Grounds & Landscaping Maintenance, Non-Capitalizable Equipment and other Professional Services.

PROJECT TITLE:
BISHOP ROAD IMPROVEMENTS (US 301 TO COUNTY ROAD 579)
CIE REQUIREMENTS: Y
LEVEL OF SERVICE IMPACT: E

PROJECT NUMBER: C69699000

PROGRAM: TRANSPORTATION

PROJECT DESCRIPTION:
This project includes Project Development and Environmental Study (PD&E) for the improvements on Bishops Road from US 301 to County Road 579.

Neighborhood Community Area:
Wimauma

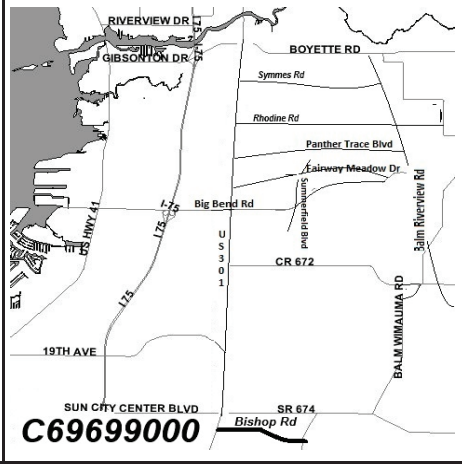

OPERATING COST IMPACT:
Impact on annual operating and maintenance costs is to be determined.

PROJECT COMPLETION DATE: TBD

Sources of Funds (in $000s):	Total Estimated Sources	Prior Funding	FY 26 Carryforward	FY 26 Additional	FY 27	FY 28	FY 29	FY 30	FY 31	Future
ARP Funds	$0	$0	$0	$0	$0	$0	$0	$0	$0	$0
Community Invest. Tax II	0	0	0	0	0	0	0	0	0	0
Community Invest. Tax III	0	0	0	0	0	0	0	0	0	0
Community Invest. Tax IV	0	0	0	0	0	0	0	0	0	0
Enterprise Fees	0	0	0	0	0	0	0	0	0	0
Financing	0	0	0	0	0	0	0	0	0	0
General Revenues-CW	0	0	0	0	0	0	0	0	0	0
General Revenues-UA	0	0	0	0	0	0	0	0	0	0
Grants & County Match	0	0	0	0	0	0	0	0	0	0
Impact Fees	0	0	0	0	0	0	0	0	0	0
Mobility Fees	750	0	0	750	0	0	0	0	0	0
Other	0	0	0	0	0	0	0	0	0	0
Undetermined	0	0	0	0	0	0	0	0	0	0
Subtotal FY 26			$0	$750						
Total	**$750**	**$0**	**$750**		**$0**	**$0**	**$0**	**$0**	**$0**	**$0**

Uses of Funds (in $000s):	Total Estimated Cost	Prior Expenses	FY 26 Carryforward	FY 26 Additional	FY 27	FY 28	FY 29	FY 30	FY 31	Future
Capital [1]	$750	$0	$0	$750	$0	$0	$0	$0	$0	$0
Contributions [2]	0	0	0	0	0	0	0	0	0	0
Non-Capital [3]	0	0	0	0	0	0	0	0	0	0
Subtotal FY 26			$0	$750						
Total	**$750**	**$0**	**$750**		**$0**	**$0**	**$0**	**$0**	**$0**	**$0**

[1] Capital includes, but is not limited to, expenses related to capitalizable Development, Design, Land Acquisition, Equipment, Construction and Administration required to complete the project.
[2] Contributions includes, but is not limited to, funding through an agreement to other Government Agencies, Youth Organizations, Cultural Service Organizations and other Non-Profit Organizations.
[3] Non-Capital includes, but is not limited to, expenses related to Building Maintenance, Grounds & Landscaping Maintenance, Non-Capitalizable Equipment and other Professional Services.

PROJECT TITLE:
BRIDGE AND GUARDRAIL PROGRAM (MP)
CIE REQUIREMENTS: Y
LEVEL OF SERVICE IMPACT: E

PROJECT NUMBER: C69677000

PROGRAM: TRANSPORTATION

PROJECT DESCRIPTION:
Rehabilitation and repair of County bridges and guardrail in various locations within County Right-Of-Way.

Neighborhood Community Area:
Countywide

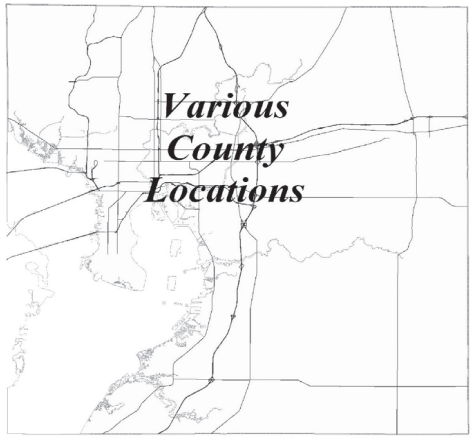

OPERATING COST IMPACT:
Impact on annual operating and maintenance costs is to be determined.

PROJECT COMPLETION DATE: Ongoing

Sources of Funds (in $000s):	Total Estimated Sources	Prior Funding	FY 26 Carryforward	FY 26 Additional	FY 27	FY 28	FY 29	FY 30	FY 31	Future
ARP Funds	$0	$0	$0	$0	$0	$0	$0	$0	$0	$0
Community Invest. Tax II	0	0	0	0	0	0	0	0	0	0
Community Invest. Tax III	0	0	0	0	0	0	0	0	0	0
Community Invest. Tax IV	10,500	300	9,700	500	0	0	0	0	0	0
Enterprise Fees	0	0	0	0	0	0	0	0	0	0
Financing	579	579	0	0	0	0	0	0	0	0
General Revenues-CW	12,278	1,779	10,500	0	0	0	0	0	0	0
General Revenues-UA	21,180	10,207	3,973	7,000	0	0	0	0	0	0
Grants & County Match	0	0	0	0	0	0	0	0	0	0
Impact Fees	0	0	0	0	0	0	0	0	0	0
Mobility Fees	0	0	0	0	0	0	0	0	0	0
Other	0	0	0	0	0	0	0	0	0	0
Undetermined	0	0	0	0	0	0	0	0	0	0
Subtotal FY 26			$24,950	$7,700						
Total	**$49,377**	**$15,727**	**$32,650**		**$200**	**$200**	**$200**	**$200**	**$200**	**$0**

Uses of Funds (in $000s):	Total Estimated Cost	Prior Expenses	FY 26 Carryforward	FY 26 Additional	FY 27	FY 28	FY 29	FY 30	FY 31	Future
Capital [1]	$49,377	$15,727	$24,950	$7,700	$200	$200	$200	$200	$200	$0
Contributions [2]	0	0	0	0	0	0	0	0	0	0
Non-Capital [3]	0	0	0	0	0	0	0	0	0	0
Subtotal FY 26			$24,950	$7,700						
Total	**$49,377**	**$15,727**	**$32,650**		**$200**	**$200**	**$200**	**$200**	**$200**	**$0**

[1] Capital includes, but is not limited to, expenses related to capitalizable Development, Design, Land Acquisition, Equipment, Construction and Administration required to complete the project.
[2] Contributions includes, but is not limited to, funding through an agreement to other Government Agencies, Youth Organizations, Cultural Service Organizations and other Non-Profit Organizations.
[3] Non-Capital includes, but is not limited to, expenses related to Building Maintenance, Grounds & Landscaping Maintenance, Non-Capitalizable Equipment and other Professional Services.

PROJECT TITLE:
BRIDGE IMPROVEMENTS (MP)
CIE REQUIREMENTS: Y
LEVEL OF SERVICE IMPACT: M

PROJECT NUMBER: C69200000

PROGRAM: TRANSPORTATION

PROJECT DESCRIPTION:
Major rehabilitation and replacement of County bridges in various locations across the County.

Neighborhood Community Area:
Countywide

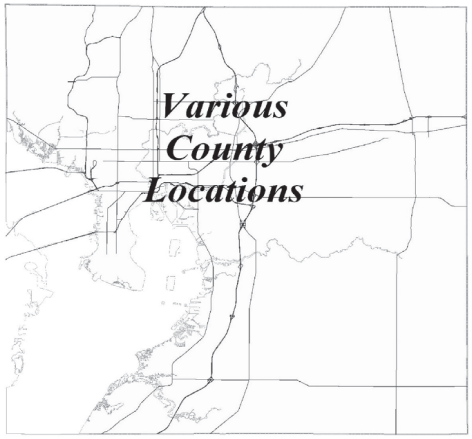

OPERATING COST IMPACT:
No impact on annual operating and maintenance costs is anticipated.

PROJECT COMPLETION DATE: Ongoing

Sources of Funds (in $000s):	Total Estimated Sources	Prior Funding	FY 26 Carryforward	FY 26 Additional	FY 27	FY 28	FY 29	FY 30	FY 31	Future
ARP Funds	$0	$0	$0	$0	$0	$0	$0	$0	$0	$0
Community Invest. Tax II	0	0	0	0	0	0	0	0	0	0
Community Invest. Tax III	25,510	8,960	11,611	4,939	0	0	0	0	0	0
Community Invest. Tax IV	6,200	0	5,000	1,200	0	0	0	0	0	0
Enterprise Fees	0	0	0	0	0	0	0	0	0	0
Financing	7,400	7,400	0	0	0	0	0	0	0	0
General Revenues-CW	7,000	0	0	7,000	0	0	0	0	0	0
General Revenues-UA	11,500	0	9,500	2,000	0	0	0	0	0	0
Grants & County Match	2,100	0	500	0	0	0	0	0	0	1,600
Impact Fees	0	0	0	0	0	0	0	0	0	0
Mobility Fees	2,750	0	1,050	1,700	0	0	0	0	0	0
Other	565	0	565	0	0	0	0	0	0	0
Undetermined	0	0	0	0	0	0	0	0	0	0
Subtotal FY 26			$28,226	$16,839						
Total	**$63,025**	**$16,360**	**$45,065**		**$0**	**$0**	**$0**	**$0**	**$0**	**$1,600**

Uses of Funds (in $000s):	Total Estimated Cost	Prior Expenses	FY 26 Carryforward	FY 26 Additional	FY 27	FY 28	FY 29	FY 30	FY 31	Future
Capital [1]	$63,025	$16,360	$28,226	$16,839	$0	$0	$0	$0	$0	$1,600
Contributions [2]	0	0	0	0	0	0	0	0	0	0
Non-Capital [3]	0	0	0	0	0	0	0	0	0	0
Subtotal FY 26			$28,226	$16,839						
Total	**$63,025**	**$16,360**	**$45,065**		**$0**	**$0**	**$0**	**$0**	**$0**	**$1,600**

[1] Capital includes, but is not limited to, expenses related to capitalizable Development, Design, Land Acquisition, Equipment, Construction and Administration required to complete the project.
[2] Contributions includes, but is not limited to, funding through an agreement to other Government Agencies, Youth Organizations, Cultural Service Organizations and other Non-Profit Organizations.
[3] Non-Capital includes, but is not limited to, expenses related to Building Maintenance, Grounds & Landscaping Maintenance, Non-Capitalizable Equipment and other Professional Services.

PROJECT TITLE:
CDBG ROADS AND SIDEWALKS REPAIRS (MP)
CIE REQUIREMENTS: Y
LEVEL OF SERVICE IMPACT: E

PROJECT NUMBER: C69693000

PROGRAM: TRANSPORTATION

PROJECT DESCRIPTION:
Repair to existing roads and sidewalks within CDBG areas.

Neighborhood Community Area:
Countywide

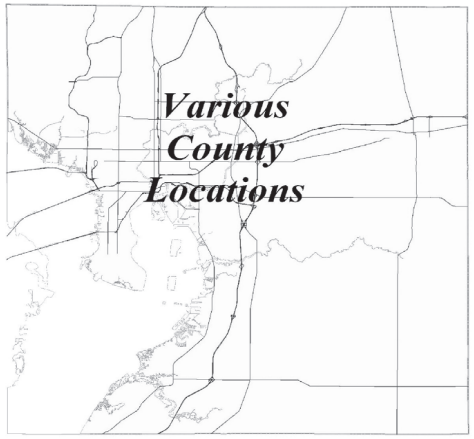

OPERATING COST IMPACT:
Impact on annual operating and maintenance costs is to be determined.

PROJECT COMPLETION DATE: Ongoing

Sources of Funds (in $000s):	Total Estimated Sources	Prior Funding	FY 26 Carryforward	FY 26 Additional	FY 27	FY 28	FY 29	FY 30	FY 31	Future
ARP Funds	$0	$0	$0	$0	$0	$0	$0	$0	$0	$0
Community Invest. Tax II	0	0	0	0	0	0	0	0	0	0
Community Invest. Tax III	0	0	0	0	0	0	0	0	0	0
Community Invest. Tax IV	0	0	0	0	0	0	0	0	0	0
Enterprise Fees	0	0	0	0	0	0	0	0	0	0
Financing	0	0	0	0	0	0	0	0	0	0
General Revenues-CW	0	0	0	0	0	0	0	0	0	0
General Revenues-UA	0	0	0	0	0	0	0	0	0	0
Grants & County Match	5,000	1,800	700	2,500	0	0	0	0	0	0
Impact Fees	0	0	0	0	0	0	0	0	0	0
Mobility Fees	0	0	0	0	0	0	0	0	0	0
Other	0	0	0	0	0	0	0	0	0	0
Undetermined	0	0	0	0	0	0	0	0	0	0
Subtotal FY 26			$700	$2,500						
Total	**$5,000**	**$1,800**	**$3,200**		**$0**	**$0**	**$0**	**$0**	**$0**	**$0**

Uses of Funds (in $000s):	Total Estimated Cost	Prior Expenses	FY 26 Carryforward	FY 26 Additional	FY 27	FY 28	FY 29	FY 30	FY 31	Future
Capital [1]	$5,000	$1,800	$700	$2,500	$0	$0	$0	$0	$0	$0
Contributions [2]	0	0	0	0	0	0	0	0	0	0
Non-Capital [3]	0	0	0	0	0	0	0	0	0	0
Subtotal FY 26			$700	$2,500						
Total	**$5,000**	**$1,800**	**$3,200**		**$0**	**$0**	**$0**	**$0**	**$0**	**$0**

[1] Capital includes, but is not limited to, expenses related to capitalizable Development, Design, Land Acquisition, Equipment, Construction and Administration required to complete the project.
[2] Contributions includes, but is not limited to, funding through an agreement to other Government Agencies, Youth Organizations, Cultural Service Organizations and other Non-Profit Organizations.
[3] Non-Capital includes, but is not limited to, expenses related to Building Maintenance, Grounds & Landscaping Maintenance, Non-Capitalizable Equipment and other Professional Services.

PROJECT TITLE: **PROJECT NUMBER: C61134000**
CITRUS PARK DRIVE CORRIDOR IMPROVEMENTS (COUNTRYWAY BLVD TO SHELDON RD)
CIE REQUIREMENTS: Y
LEVEL OF SERVICE IMPACT: E **PROGRAM: TRANSPORTATION**

PROJECT DESCRIPTION:
Project is for project development and enviromental study, design, land acquisition and construction of the extension of Citrus Park Drive from Countryway Boulevard to Sheldon Road as a four-lane divided road. The approximate distance of the extension is 2.82 miles.

OPERATING COST IMPACT:
Impact on annual operating and maintenance costs is to be determined.

PROJECT COMPLETION DATE: Post Construction

Neighborhood Community Area:
Northwest Hillsborough

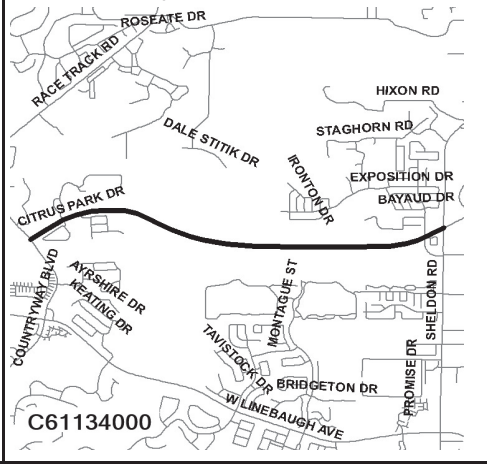

Sources of Funds (in $000s):	Total Estimated Sources	Prior Funding	FY 26 Carryforward	FY 26 Additional	FY 27	FY 28	FY 29	FY 30	FY 31	Future
ARP Funds	$0	$0	$0	$0	$0	$0	$0	$0	$0	$0
Community Invest. Tax II	0	0	0	0	0	0	0	0	0	0
Community Invest. Tax III	12,567	12,567	6	(6)	0	0	0	0	0	0
Community Invest. Tax IV	0	0	0	0	0	0	0	0	0	0
Enterprise Fees	12	12	0	0	0	0	0	0	0	0
Financing	36,023	36,023	0	0	0	0	0	0	0	0
General Revenues-CW	0	0	0	0	0	0	0	0	0	0
General Revenues-UA	5,302	5,302	93	(93)	0	0	0	0	0	0
Grants & County Match	0	0	0	0	0	0	0	0	0	0
Impact Fees	3,077	3,077	0	0	0	0	0	0	0	0
Mobility Fees	1,920	1,862	58	0	0	0	0	0	0	0
Other	2,817	2,817	0	0	0	0	0	0	0	0
Undetermined	0	0	0	0	0	0	0	0	0	0
Subtotal FY 26			$157	($99)						
Total	**$62,418**	**$62,360**	**$58**		**$0**	**$0**	**$0**	**$0**	**$0**	**$0**

Uses of Funds (in $000s):	Total Estimated Cost	Prior Expenses	FY 26 Carryforward	FY 26 Additional	FY 27	FY 28	FY 29	FY 30	FY 31	Future
Capital [1]	$62,418	$62,360	$157	($99)	$0	$0	$0	$0	$0	$0
Contributions [2]	0	0	0	0	0	0	0	0	0	0
Non-Capital [3]	0	0	0	0	0	0	0	0	0	0
Subtotal FY 26			$157	($99)						
Total	**$62,418**	**$62,360**	**$58**		**$0**	**$0**	**$0**	**$0**	**$0**	**$0**

[1] Capital includes, but is not limited to, expenses related to capitalizable Development, Design, Land Acquisition, Equipment, Construction and Administration required to complete the project.
[2] Contributions includes, but is not limited to, funding through an agreement to other Government Agencies, Youth Organizations, Cultural Service Organizations and other Non-Profit Organizations.
[3] Non-Capital includes, but is not limited to, expenses related to Building Maintenance, Grounds & Landscaping Maintenance, Non-Capitalizable Equipment and other Professional Services.

PROJECT TITLE: **PROJECT NUMBER: C69682000**
CORRIDOR SAFETY RETROFIT IMPROVEMENTS (MP)
CIE REQUIREMENTS: Y
LEVEL OF SERVICE IMPACT: E **PROGRAM: TRANSPORTATION**

PROJECT DESCRIPTION:
Countywide low cost safety retrofit improvements in high injury crash and high safety risk locations. May include safety enhancements with major road resurfacing projects.

OPERATING COST IMPACT:
No impact on annual operating and maintenance costs is anticipated.

PROJECT COMPLETION DATE: Ongoing

Neighborhood Community Area:
Countywide

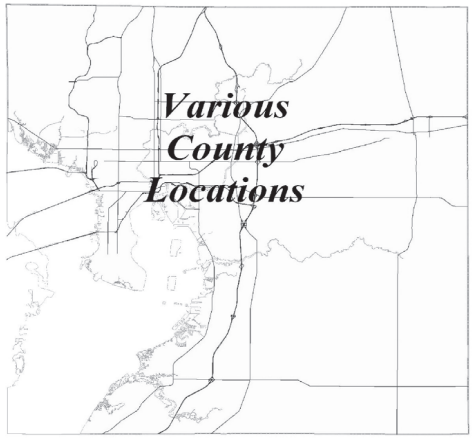

Sources of Funds (in $000s):	Total Estimated Sources	Prior Funding	FY 26 Carryforward	FY 26 Additional	FY 27	FY 28	FY 29	FY 30	FY 31	Future
ARP Funds	$0	$0	$0	$0	$0	$0	$0	$0	$0	$0
Community Invest. Tax II	0	0	0	0	0	0	0	0	0	0
Community Invest. Tax III	0	0	0	0	0	0	0	0	0	0
Community Invest. Tax IV	4,000	0	0	4,000	0	0	0	0	0	0
Enterprise Fees	0	0	0	0	0	0	0	0	0	0
Financing	0	0	0	0	0	0	0	0	0	0
General Revenues-CW	0	0	0	0	0	0	0	0	0	0
General Revenues-UA	790	24	476	290	0	0	0	0	0	0
Grants & County Match	0	0	0	0	0	0	0	0	0	0
Impact Fees	0	0	0	0	0	0	0	0	0	0
Mobility Fees	7,700	600	3,500	3,600	0	0	0	0	0	0
Other	0	0	0	0	0	0	0	0	0	0
Undetermined	0	0	0	0	0	0	0	0	0	0
Subtotal FY 26			$4,600	$8,140						
Total	**$14,990**	**$1,000**	**$12,740**		**$250**	**$250**	**$250**	**$250**	**$250**	**$0**

Uses of Funds (in $000s):	Total Estimated Cost	Prior Expenses	FY 26 Carryforward	FY 26 Additional	FY 27	FY 28	FY 29	FY 30	FY 31	Future
Capital [1]	$14,990	$1,000	$4,600	$8,140	$250	$250	$250	$250	$250	$0
Contributions [2]	0	0	0	0	0	0	0	0	0	0
Non-Capital [3]	0	0	0	0	0	0	0	0	0	0
Subtotal FY 26			$4,600	$8,140						
Total	**$14,990**	**$1,000**	**$12,740**		**$250**	**$250**	**$250**	**$250**	**$250**	**$0**

[1] Capital includes, but is not limited to, expenses related to capitalizable Development, Design, Land Acquisition, Equipment, Construction and Administration required to complete the project.
[2] Contributions includes, but is not limited to, funding through an agreement to other Government Agencies, Youth Organizations, Cultural Service Organizations and other Non-Profit Organizations.
[3] Non-Capital includes, but is not limited to, expenses related to Building Maintenance, Grounds & Landscaping Maintenance, Non-Capitalizable Equipment and other Professional Services.

PROJECT TITLE:
EAST 131ST AVE. CORRIDOR IMPROVEMENTS (NORTH 30TH ST. TO US 41)

PROJECT NUMBER: C69642000

CIE REQUIREMENTS: Y

LEVEL OF SERVICE IMPACT: E

PROGRAM: TRANSPORTATION

PROJECT DESCRIPTION:
Complete Streets enhancement of E 131st Avenue, a 2-lane undivided road, from N 30th Street to US 41, including turn lane improvements, and enhanced pedestrian, bicycle and bus facilities.

Neighborhood Community Area:
University Area Community

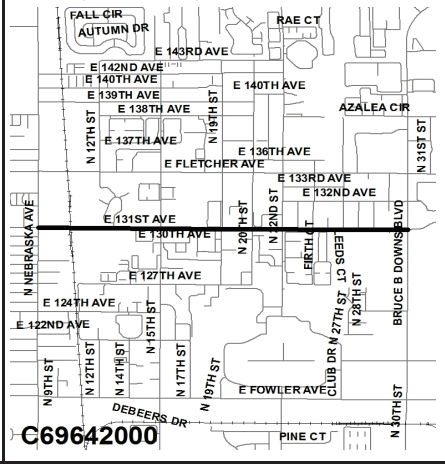

OPERATING COST IMPACT:
Impact on annual operating and maintenance costs is to be determined.

PROJECT COMPLETION DATE: TBD

Sources of Funds (in $000s):	Total Estimated Sources	Prior Funding	FY 26 Carryforward	FY 26 Additional	FY 27	FY 28	FY 29	FY 30	FY 31	Future
ARP Funds	$0	$0	$0	$0	$0	$0	$0	$0	$0	$0
Community Invest. Tax II	0	0	0	0	0	0	0	0	0	0
Community Invest. Tax III	0	0	0	0	0	0	0	0	0	0
Community Invest. Tax IV	0	0	0	0	0	0	0	0	0	0
Enterprise Fees	0	0	0	0	0	0	0	0	0	0
Financing	727	727	0	0	0	0	0	0	0	0
General Revenues-CW	0	0	0	0	0	0	0	0	0	0
General Revenues-UA	0	0	0	0	0	0	0	0	0	0
Grants & County Match	0	0	0	0	0	0	0	0	0	0
Impact Fees	0	0	0	0	0	0	0	0	0	0
Mobility Fees	2,564	743	321	1,500	0	0	0	0	0	0
Other	17	0	0	17	0	0	0	0	0	0
Undetermined	0	0	0	0	0	0	0	0	0	0
Subtotal FY 26			$321	$1,517						
Total	**$3,309**	**$1,470**	**$1,839**		**$0**	**$0**	**$0**	**$0**	**$0**	**$0**

Uses of Funds (in $000s):	Total Estimated Cost	Prior Expenses	FY 26 Carryforward	FY 26 Additional	FY 27	FY 28	FY 29	FY 30	FY 31	Future
Capital [1]	$3,309	$1,470	$321	$1,517	$0	$0	$0	$0	$0	$0
Contributions [2]	0	0	0	0	0	0	0	0	0	0
Non-Capital [3]	0	0	0	0	0	0	0	0	0	0
Subtotal FY 26			$321	$1,517						
Total	**$3,309**	**$1,470**	**$1,839**		**$0**	**$0**	**$0**	**$0**	**$0**	**$0**

[1] Capital includes, but is not limited to, expenses related to capitalizable Development, Design, Land Acquisition, Equipment, Construction and Administration required to complete the project.
[2] Contributions includes, but is not limited to, funding through an agreement to other Government Agencies, Youth Organizations, Cultural Service Organizations and other Non-Profit Organizations.
[3] Non-Capital includes, but is not limited to, expenses related to Building Maintenance, Grounds & Landscaping Maintenance, Non-Capitalizable Equipment and other Professional Services.

PROJECT TITLE:
HARTLINE CAPITAL ALLOCATION

PROJECT NUMBER: C61010000

CIE REQUIREMENTS: Y

LEVEL OF SERVICE IMPACT: M

PROGRAM: TRANSPORTATION

PROJECT DESCRIPTION:
The contribution from impact fees reflects amounts payable to HARTline, at the discretion of the BOCC, pursuant to and in accordance with interlocal agreement.

Neighborhood Community Area:
Countywide

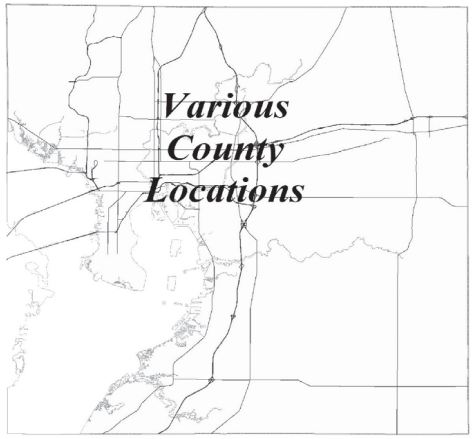

OPERATING COST IMPACT:
There will be no operating cost impact to the County.

PROJECT COMPLETION DATE: Ongoing

Sources of Funds (in $000s):	Total Estimated Sources	Prior Funding	FY 26 Carryforward	FY 26 Additional	FY 27	FY 28	FY 29	FY 30	FY 31	Future
ARP Funds	$0	$0	$0	$0	$0	$0	$0	$0	$0	$0
Community Invest. Tax II	0	0	0	0	0	0	0	0	0	0
Community Invest. Tax III	0	0	0	0	0	0	0	0	0	0
Community Invest. Tax IV	0	0	0	0	0	0	0	0	0	0
Enterprise Fees	0	0	0	0	0	0	0	0	0	0
Financing	0	0	0	0	0	0	0	0	0	0
General Revenues-CW	0	0	0	0	0	0	0	0	0	0
General Revenues-UA	75	75	0	0	0	0	0	0	0	0
Grants & County Match	0	0	0	0	0	0	0	0	0	0
Impact Fees	4,964	4,187	719	11	11	11	11	11	0	0
Mobility Fees	0	0	0	0	0	0	0	0	0	0
Other	0	0	0	0	0	0	0	0	0	0
Undetermined	0	0	0	0	0	0	0	0	0	0
Subtotal FY 26			$719	$11						
Total	**$5,039**	**$4,263**	**$731**		**$11**	**$11**	**$11**	**$11**	**$0**	**$0**

Uses of Funds (in $000s):	Total Estimated Cost	Prior Expenses	FY 26 Carryforward	FY 26 Additional	FY 27	FY 28	FY 29	FY 30	FY 31	Future
Capital [1]	$75	$75	$0	$0	$0	$0	$0	$0	$0	$0
Contributions [2]	4,961	4,185	719	11	11	11	11	11	0	0
Non-Capital [3]	3	3	0	0	0	0	0	0	0	0
Subtotal FY 26			$719	$11						
Total	**$5,039**	**$4,263**	**$731**		**$11**	**$11**	**$11**	**$11**	**$0**	**$0**

[1] Capital includes, but is not limited to, expenses related to capitalizable Development, Design, Land Acquisition, Equipment, Construction and Administration required to complete the project.
[2] Contributions includes, but is not limited to, funding through an agreement to other Government Agencies, Youth Organizations, Cultural Service Organizations and other Non-Profit Organizations.
[3] Non-Capital includes, but is not limited to, expenses related to Building Maintenance, Grounds & Landscaping Maintenance, Non-Capitalizable Equipment and other Professional Services.

PROJECT TITLE:
INTERSECTION CAPITAL IMPROVEMENT PROGRAM (MP)
CIE REQUIREMENTS: Y
LEVEL OF SERVICE IMPACT: E

PROJECT NUMBER: C69679000

PROGRAM: TRANSPORTATION

PROJECT DESCRIPTION:
Countywide operation and safety improvements to the roadway system through intersection and access enhancements in high crash and high congestion locations. Projects include new, additional and lengthened turn lanes, new and enhanced medians, new and enhanced traffic signals and signal alternatives, and various other access and vehicle progression improvements.

OPERATING COST IMPACT:
Impact on annual operating and maintenance costs is to be determined.

PROJECT COMPLETION DATE: Ongoing

Neighborhood Community Area:
Countywide

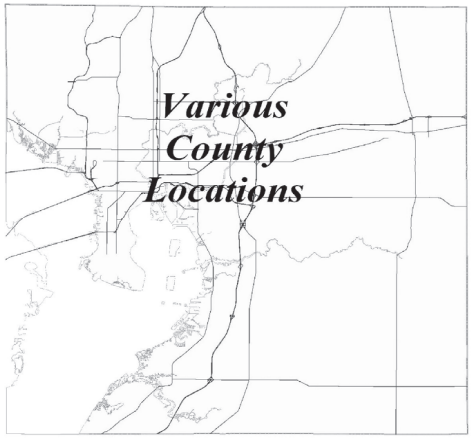

Sources of Funds (in $000s):	Total Estimated Sources	Prior Funding	FY 26 Carryforward	FY 26 Additional	FY 27	FY 28	FY 29	FY 30	FY 31	Future
ARP Funds	$0	$0	$0	$0	$0	$0	$0	$0	$0	$0
Community Invest. Tax II	0	0	0	0	0	0	0	0	0	0
Community Invest. Tax III	0	0	0	0	0	0	0	0	0	0
Community Invest. Tax IV	0	0	0	0	0	0	0	0	0	0
Enterprise Fees	0	0	0	0	0	0	0	0	0	0
Financing	30,503	29,435	1,067	0	0	0	0	0	0	0
General Revenues-CW	0	0	0	0	0	0	0	0	0	0
General Revenues-UA	20,476	6,854	622	13,000	0	0	0	0	0	0
Grants & County Match	0	0	0	0	0	0	0	0	0	0
Impact Fees	2,845	607	1,341	897	0	0	0	0	0	0
Mobility Fees	57,996	9,831	36,341	11,824	0	0	0	0	0	0
Other	1,196	10	1,186	0	0	0	0	0	0	0
Undetermined	0	0	0	0	0	0	0	0	0	0
Subtotal FY 26			$40,598	$25,721						
Total	**$113,111**	**$46,792**	**$66,320**		**$0**	**$0**	**$0**	**$0**	**$0**	**$0**

Uses of Funds (in $000s):	Total Estimated Cost	Prior Expenses	FY 26 Carryforward	FY 26 Additional	FY 27	FY 28	FY 29	FY 30	FY 31	Future
Capital [1]	$113,111	$46,792	$40,598	$25,721	$0	$0	$0	$0	$0	$0
Contributions [2]	0	0	0	0	0	0	0	0	0	0
Non-Capital [3]	0	0	0	0	0	0	0	0	0	0
Subtotal FY 26			$40,598	$25,721						
Total	**$113,111**	**$46,792**	**$66,320**		**$0**	**$0**	**$0**	**$0**	**$0**	**$0**

[1] Capital includes, but is not limited to, expenses related to capitalizable Development, Design, Land Acquisition, Equipment, Construction and Administration required to complete the project.
[2] Contributions includes, but is not limited to, funding through an agreement to other Government Agencies, Youth Organizations, Cultural Service Organizations and other Non-Profit Organizations.
[3] Non-Capital includes, but is not limited to, expenses related to Building Maintenance, Grounds & Landscaping Maintenance, Non-Capitalizable Equipment and other Professional Services.

PROJECT TITLE:
INTERSECTION IMPROVEMENT PROGRAM (MP)
CIE REQUIREMENTS: Y
LEVEL OF SERVICE IMPACT: E

PROJECT NUMBER: C69600000

PROGRAM: TRANSPORTATION

PROJECT DESCRIPTION:
Funding for a group of Intersection projects throughout Hillsborough County as shown in the annual prioritized Intersection Program Master Plan. Projects may include new, additional and lengthened turn lanes, new and enhanced medians, new and enhanced traffic signals and signal alternatives, and various other access and vehicle progression improvements.

OPERATING COST IMPACT:
Annual operating and maintenance costs for incremental projects are estimated to be $100,000.

PROJECT COMPLETION DATE: Ongoing

Neighborhood Community Area:
Countywide

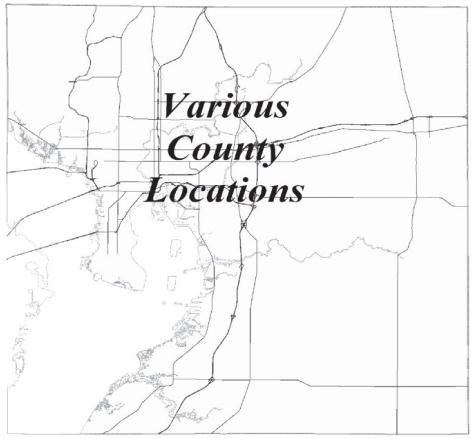

Sources of Funds (in $000s):	Total Estimated Sources	Prior Funding	FY 26 Carryforward	FY 26 Additional	FY 27	FY 28	FY 29	FY 30	FY 31	Future
ARP Funds	$0	$0	$0	$0	$0	$0	$0	$0	$0	$0
Community Invest. Tax II	0	0	0	0	0	0	0	0	0	0
Community Invest. Tax III	47,377	38,220	5,442	3,715	0	0	0	0	0	0
Community Invest. Tax IV	8,300	125	4,875	3,300	0	0	0	0	0	0
Enterprise Fees	399	399	0	0	0	0	0	0	0	0
Financing	0	0	0	0	0	0	0	0	0	0
General Revenues-CW	24,298	15,100	1,150	8,048	0	0	0	0	0	0
General Revenues-UA	4,518	3,466	1,001	51	0	0	0	0	0	0
Grants & County Match	6,702	6,576	126	0	0	0	0	0	0	0
Impact Fees	17,019	16,175	844	0	0	0	0	0	0	0
Mobility Fees	18,508	6,300	10,557	1,650	0	0	0	0	0	0
Other	2,198	435	235	1,528	0	0	0	0	0	0
Undetermined	0	0	0	0	0	0	0	0	0	0
Subtotal FY 26			$24,231	$18,292						
Total	**$129,320**	**$86,797**	**$42,523**		**$0**	**$0**	**$0**	**$0**	**$0**	**$0**

Uses of Funds (in $000s):	Total Estimated Cost	Prior Expenses	FY 26 Carryforward	FY 26 Additional	FY 27	FY 28	FY 29	FY 30	FY 31	Future
Capital [1]	$129,319	$86,796	$24,231	$18,292	$0	$0	$0	$0	$0	$0
Contributions [2]	0	0	0	0	0	0	0	0	0	0
Non-Capital [3]	1	1	0	0	0	0	0	0	0	0
Subtotal FY 26			$24,231	$18,292						
Total	**$129,320**	**$86,797**	**$42,523**		**$0**	**$0**	**$0**	**$0**	**$0**	**$0**

[1] Capital includes, but is not limited to, expenses related to capitalizable Development, Design, Land Acquisition, Equipment, Construction and Administration required to complete the project.
[2] Contributions includes, but is not limited to, funding through an agreement to other Government Agencies, Youth Organizations, Cultural Service Organizations and other Non-Profit Organizations.
[3] Non-Capital includes, but is not limited to, expenses related to Building Maintenance, Grounds & Landscaping Maintenance, Non-Capitalizable Equipment and other Professional Services.

PROJECT TITLE: **PROJECT NUMBER: C69645000**

INTERSECTION OPERATION AND SAFETY PROGRAM (MP)

CIE REQUIREMENTS: Y

LEVEL OF SERVICE IMPACT: E **PROGRAM: TRANSPORTATION**

PROJECT DESCRIPTION:

Countywide operation and safety improvements to the roadway system through intersection and access enhancements in high crash and high congestion locations. Projects include new, additional and lengthened turn lanes, new and enhanced medians, new and enhanced traffic signals and signal alternatives, and various other access and vehicle progression improvements.

Neighborhood Community Area:

Countywide

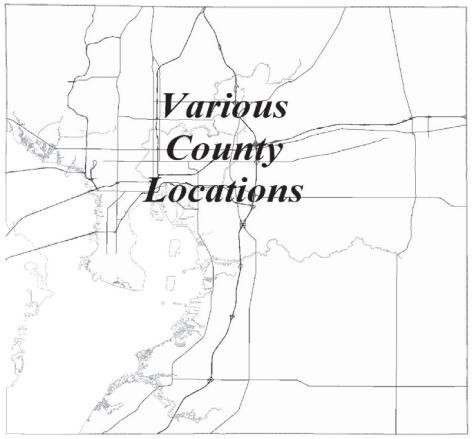

OPERATING COST IMPACT:

Impact on annual operating and maintenance costs is to be determined.

PROJECT COMPLETION DATE: Post Construction

Sources of Funds (in $000s):	Total Estimated Sources	Prior Funding	FY 26 Carryforward	FY 26 Additional	FY 27	FY 28	FY 29	FY 30	FY 31	Future
ARP Funds	$0	$0	$0	$0	$0	$0	$0	$0	$0	$0
Community Invest. Tax II	0	0	0	0	0	0	0	0	0	0
Community Invest. Tax III	0	0	0	0	0	0	0	0	0	0
Community Invest. Tax IV	0	0	0	0	0	0	0	0	0	0
Enterprise Fees	0	0	0	0	0	0	0	0	0	0
Financing	0	0	0	0	0	0	0	0	0	0
General Revenues-CW	0	0	0	0	0	0	0	0	0	0
General Revenues-UA	7,085	7,078	7	0	0	0	0	0	0	0
Grants & County Match	0	0	0	0	0	0	0	0	0	0
Impact Fees	0	0	0	0	0	0	0	0	0	0
Mobility Fees	0	0	0	0	0	0	0	0	0	0
Other	1,420	1,420	17	(17)	0	0	0	0	0	0
Undetermined	0	0	0	0	0	0	0	0	0	0
Subtotal FY 26			$24	($17)						
Total	**$10,286**	**$10,279**	**$7**		**$0**	**$0**	**$0**	**$0**	**$0**	**$0**

Uses of Funds (in $000s):	Total Estimated Cost	Prior Expenses	FY 26 Carryforward	FY 26 Additional	FY 27	FY 28	FY 29	FY 30	FY 31	Future
Capital [1]	$10,286	$10,279	$24	($17)	$0	$0	$0	$0	$0	$0
Contributions [2]	0	0	0	0	0	0	0	0	0	0
Non-Capital [3]	0	0	0	0	0	0	0	0	0	0
Subtotal FY 26			$24	($17)						
Total	**$10,286**	**$10,279**	**$7**		**$0**	**$0**	**$0**	**$0**	**$0**	**$0**

[1] Capital includes, but is not limited to, expenses related to capitalizable Development, Design, Land Acquisition, Equipment, Construction and Administration required to complete the project.

[2] Contributions includes, but is not limited to, funding through an agreement to other Government Agencies, Youth Organizations, Cultural Service Organizations and other Non-Profit Organizations.

[3] Non-Capital includes, but is not limited to, expenses related to Building Maintenance, Grounds & Landscaping Maintenance, Non-Capitalizable Equipment and other Professional Services.

PROJECT TITLE: **PROJECT NUMBER: C69649000**

LITHIA PINECREST ROAD CORRIDOR IMPROVEMENTS (FISHHAWK BLVD TO LUMSDEN AVE)

CIE REQUIREMENTS: Y

LEVEL OF SERVICE IMPACT: E **PROGRAM: TRANSPORTATION**

PROJECT DESCRIPTION:

Project Development and Environment (PD&E) Study to evaluate improvements to Lithia Pinecrest Rd. from Fishhawk Blvd. to Lumsden and on Bloomingdale Ave. from Culbreath Rd. to Pearson Rd. Safe mobility for all roadway users, regardless of mode of travel, will be considered and incorporated into the study and the alternatives evaluated. Alternatives will be generated based on the results of a traffic analysis and feedback provided by the community.

Neighborhood Community Area:

Brandon, Valrico, Boyette

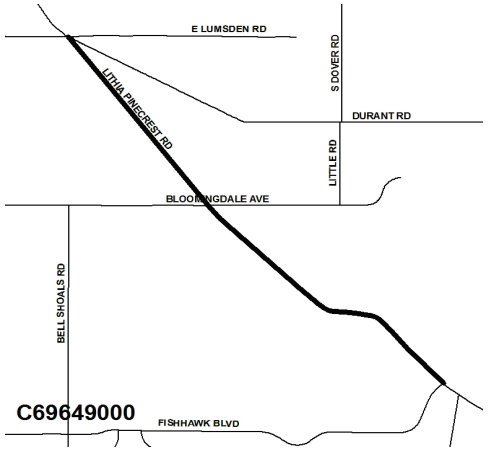

OPERATING COST IMPACT:

Impact on annual operating and maintenance costs is to be determined.

PROJECT COMPLETION DATE: TBD

Sources of Funds (in $000s):	Total Estimated Sources	Prior Funding	FY 26 Carryforward	FY 26 Additional	FY 27	FY 28	FY 29	FY 30	FY 31	Future
ARP Funds	$0	$0	$0	$0	$0	$0	$0	$0	$0	$0
Community Invest. Tax II	0	0	0	0	0	0	0	0	0	0
Community Invest. Tax III	0	0	0	0	0	0	0	0	0	0
Community Invest. Tax IV	12,500	0	0	12,500	0	0	0	0	0	0
Enterprise Fees	0	0	0	0	0	0	0	0	0	0
Financing	0	0	0	0	0	0	0	0	0	0
General Revenues-CW	0	0	0	0	0	0	0	0	0	0
General Revenues-UA	0	0	0	0	0	0	0	0	0	0
Grants & County Match	0	0	0	0	0	0	0	0	0	0
Impact Fees	2,777	1,650	5	1,122	0	0	0	0	0	0
Mobility Fees	7,173	2,918	1,377	2,878	0	0	0	0	0	0
Other	34	34	0	0	0	0	0	0	0	0
Undetermined	239,500	0	0	0	0	0	0	0	0	239,500
Subtotal FY 26			$1,382	$16,500						
Total	**$261,984**	**$4,602**	**$17,882**		**$0**	**$0**	**$0**	**$0**	**$0**	**$239,500**

Uses of Funds (in $000s):	Total Estimated Cost	Prior Expenses	FY 26 Carryforward	FY 26 Additional	FY 27	FY 28	FY 29	FY 30	FY 31	Future
Capital [1]	$261,984	$4,602	$1,382	$16,500	$0	$0	$0	$0	$0	$239,500
Contributions [2]	0	0	0	0	0	0	0	0	0	0
Non-Capital [3]	0	0	0	0	0	0	0	0	0	0
Subtotal FY 26			$1,382	$16,500						
Total	**$261,984**	**$4,602**	**$17,882**		**$0**	**$0**	**$0**	**$0**	**$0**	**$239,500**

[1] Capital includes, but is not limited to, expenses related to capitalizable Development, Design, Land Acquisition, Equipment, Construction and Administration required to complete the project.

[2] Contributions includes, but is not limited to, funding through an agreement to other Government Agencies, Youth Organizations, Cultural Service Organizations and other Non-Profit Organizations.

[3] Non-Capital includes, but is not limited to, expenses related to Building Maintenance, Grounds & Landscaping Maintenance, Non-Capitalizable Equipment and other Professional Services.

PROJECT TITLE:
LITHIA PINECREST/CR39 INTERSECTION IMPROVEMENTS
CIE REQUIREMENTS: Y
LEVEL OF SERVICE IMPACT: F

PROJECT NUMBER: C69695000

PROGRAM: TRANSPORTATION

PROJECT DESCRIPTION:
This project funding will add additional turn lanes as well as bicycle and pedestrian enhancements to the intersection at Lithia Pinecrest Rd and CR 39.

Neighborhood Community Area:
South Rural

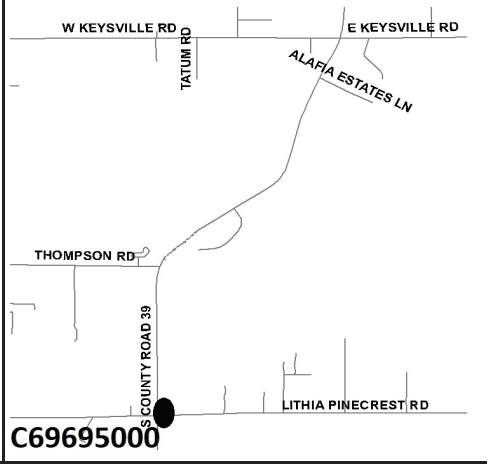

OPERATING COST IMPACT:
Impact on annual operating and maintenance costs is to be determined.

PROJECT COMPLETION DATE: TBD

Sources of Funds (in $000s):	Total Estimated Sources	Prior Funding	FY 26 Carryforward	FY 26 Additional	FY 27	FY 28	FY 29	FY 30	FY 31	Future
ARP Funds	$0	$0	$0	$0	$0	$0	$0	$0	$0	$0
Community Invest. Tax II	0	0	0	0	0	0	0	0	0	0
Community Invest. Tax III	0	0	0	0	0	0	0	0	0	0
Community Invest. Tax IV	0	0	0	0	0	0	0	0	0	0
Enterprise Fees	0	0	0	0	0	0	0	0	0	0
Financing	0	0	0	0	0	0	0	0	0	0
General Revenues-CW	0	0	0	0	0	0	0	0	0	0
General Revenues-UA	0	0	0	0	0	0	0	0	0	0
Grants & County Match	0	0	0	0	0	0	0	0	0	0
Impact Fees	0	0	0	0	0	0	0	0	0	0
Mobility Fees	10,900	0	3,400	0	7,500	0	0	0	0	0
Other	0	0	0	0	0	0	0	0	0	0
Undetermined	0	0	0	0	0	0	0	0	0	0
Subtotal FY 26			$3,400	$0						
Total	**$10,900**	**$0**	**$3,400**		**$7,500**	**$0**	**$0**	**$0**	**$0**	**$0**

Uses of Funds (in $000s):	Total Estimated Cost	Prior Expenses	FY 26 Carryforward	FY 26 Additional	FY 27	FY 28	FY 29	FY 30	FY 31	Future
Capital [1]	$10,900	$0	$3,400	$0	$7,500	$0	$0	$0	$0	$0
Contributions [2]	0	0	0	0	0	0	0	0	0	0
Non-Capital [3]	0	0	0	0	0	0	0	0	0	0
Subtotal FY 26			$3,400	$0						
Total	**$10,900**	**$0**	**$3,400**		**$7,500**	**$0**	**$0**	**$0**	**$0**	**$0**

[1] Capital includes, but is not limited to, expenses related to capitalizable Development, Design, Land Acquisition, Equipment, Construction and Administration required to complete the project.
[2] Contributions includes, but is not limited to, funding through an agreement to other Government Agencies, Youth Organizations, Cultural Service Organizations and other Non-Profit Organizations.
[3] Non-Capital includes, but is not limited to, expenses related to Building Maintenance, Grounds & Landscaping Maintenance, Non-Capitalizable Equipment and other Professional Services.

PROJECT TITLE:
MADISON AVENUE IMPROVEMENTS (US 41 TO 78TH STREET)
CIE REQUIREMENTS: Y
LEVEL OF SERVICE IMPACT: E

PROJECT NUMBER: C61150000

PROGRAM: TRANSPORTATION

PROJECT DESCRIPTION:
Enhancement of Madison Avenue between US 41 and 78th Street including improvements to the CSX RR Crossing and existing box culvert extension. Enhance pedestrian safety features, including upgrades to comply with current ADA regulations.

Neighborhood Community Area:
Little Manatee South

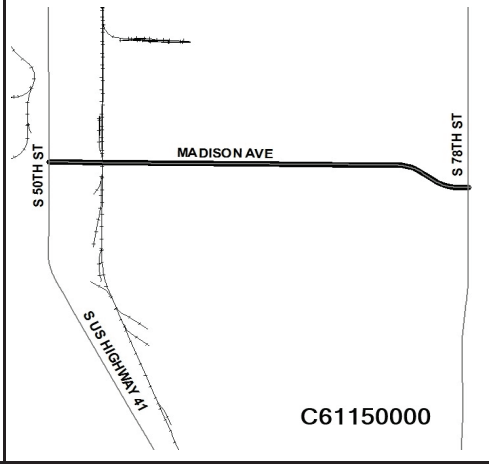

OPERATING COST IMPACT:
Annual operating and maintenance costs are estimated to be $8,000 per year.

PROJECT COMPLETION DATE: TBD

Sources of Funds (in $000s):	Total Estimated Sources	Prior Funding	FY 26 Carryforward	FY 26 Additional	FY 27	FY 28	FY 29	FY 30	FY 31	Future
ARP Funds	$0	$0	$0	$0	$0	$0	$0	$0	$0	$0
Community Invest. Tax II	0	0	0	0	0	0	0	0	0	0
Community Invest. Tax III	0	0	0	0	0	0	0	0	0	0
Community Invest. Tax IV	0	0	0	0	0	0	0	0	0	0
Enterprise Fees	0	0	0	0	0	0	0	0	0	0
Financing	0	0	0	0	0	0	0	0	0	0
General Revenues-CW	0	0	0	0	0	0	0	0	0	0
General Revenues-UA	17	17	0	0	0	0	0	0	0	0
Grants & County Match	1,441	1,441	0	0	0	0	0	0	0	0
Impact Fees	782	433	501	(153)	0	0	0	0	0	0
Mobility Fees	0	0	0	0	0	0	0	0	0	0
Other	338	120	65	153	0	0	0	0	0	0
Undetermined	0	0	0	0	0	0	0	0	0	0
Subtotal FY 26			$566	$0						
Total	**$2,577**	**$2,011**	**$566**		**$0**	**$0**	**$0**	**$0**	**$0**	**$0**

Uses of Funds (in $000s):	Total Estimated Cost	Prior Expenses	FY 26 Carryforward	FY 26 Additional	FY 27	FY 28	FY 29	FY 30	FY 31	Future
Capital [1]	$2,577	$2,011	$566	$0	$0	$0	$0	$0	$0	$0
Contributions [2]	0	0	0	0	0	0	0	0	0	0
Non-Capital [3]	0	0	0	0	0	0	0	0	0	0
Subtotal FY 26			$566	$0						
Total	**$2,577**	**$2,011**	**$566**		**$0**	**$0**	**$0**	**$0**	**$0**	**$0**

[1] Capital includes, but is not limited to, expenses related to capitalizable Development, Design, Land Acquisition, Equipment, Construction and Administration required to complete the project.
[2] Contributions includes, but is not limited to, funding through an agreement to other Government Agencies, Youth Organizations, Cultural Service Organizations and other Non-Profit Organizations.
[3] Non-Capital includes, but is not limited to, expenses related to Building Maintenance, Grounds & Landscaping Maintenance, Non-Capitalizable Equipment and other Professional Services.

PROJECT TITLE: **PROJECT NUMBER: C69601000**
NEW & IMPROVED SIGNALIZATION PROGRAM (MP)
CIE REQUIREMENTS: Y
LEVEL OF SERVICE IMPACT: E **PROGRAM: TRANSPORTATION**

PROJECT DESCRIPTION:
Funding for new and temporary traffic signals throughout Hillsborough County. Temporary signals will be upgraded to full functionality to improve traffic movement. The funding will also include right of way acquisition for mast arms, signals and controller placements along with minor lane improvement for traffic movement.

Neighborhood Community Area:
Countywide

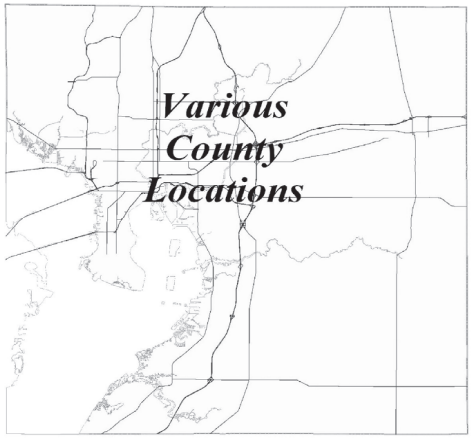

OPERATING COST IMPACT:
Annual operating and maintenance costs for incremental projects are estimated to be $100,000.

PROJECT COMPLETION DATE: Ongoing

Sources of Funds (in $000s):	Total Estimated Sources	Prior Funding	FY 26 Carryforward	FY 26 Additional	FY 27	FY 28	FY 29	FY 30	FY 31	Future
ARP Funds	$0	$0	$0	$0	$0	$0	$0	$0	$0	$0
Community Invest. Tax II	0	0	0	0	0	0	0	0	0	0
Community Invest. Tax III	10,523	7,630	1,493	1,400	0	0	0	0	0	0
Community Invest. Tax IV	0	0	0	0	0	0	0	0	0	0
Enterprise Fees	0	0	0	0	0	0	0	0	0	0
Financing	0	0	0	0	0	0	0	0	0	0
General Revenues-CW	0	0	0	0	0	0	0	0	0	0
General Revenues-UA	3,406	306	0	3,100	0	0	0	0	0	0
Grants & County Match	1,999	1,999	0	0	0	0	0	0	0	0
Impact Fees	3,055	3,038	16	0	0	0	0	0	0	0
Mobility Fees	0	0	0	0	0	0	0	0	0	0
Other	245	88	138	18	0	0	0	0	0	0
Undetermined	0	0	0	0	0	0	0	0	0	0
Subtotal FY 26			$1,672	$4,518						
Total	**$19,690**	**$13,500**	**$6,190**		**$0**	**$0**	**$0**	**$0**	**$0**	**$0**

Uses of Funds (in $000s):	Total Estimated Cost	Prior Expenses	FY 26 Carryforward	FY 26 Additional	FY 27	FY 28	FY 29	FY 30	FY 31	Future
Capital [1]	$19,690	$13,500	$1,672	$4,518	$0	$0	$0	$0	$0	$0
Contributions [2]	0	0	0	0	0	0	0	0	0	0
Non-Capital [3]	0	0	0	0	0	0	0	0	0	0
Subtotal FY 26			$1,672	$4,518						
Total	**$19,690**	**$13,500**	**$6,190**		**$0**	**$0**	**$0**	**$0**	**$0**	**$0**

[1] Capital includes, but is not limited to, expenses related to capitalizable Development, Design, Land Acquisition, Equipment, Construction and Administration required to complete the project.
[2] Contributions includes, but is not limited to, funding through an agreement to other Government Agencies, Youth Organizations, Cultural Service Organizations and other Non-Profit Organizations.
[3] Non-Capital includes, but is not limited to, expenses related to Building Maintenance, Grounds & Landscaping Maintenance, Non-Capitalizable Equipment and other Professional Services.

PROJECT TITLE: **PROJECT NUMBER: C69683000**
OSPREY RIDGE DRIVE RESURFACING
CIE REQUIREMENTS: Y
LEVEL OF SERVICE IMPACT: M **PROGRAM: TRANSPORTATION**

PROJECT DESCRIPTION:
Repave Osprey Ridge Drive/Fishhawk Crossing Boulevard from Fishhawk Boulevard to Dorman Road and construct pedestrian and bicycle improvements along the project alignment.

Neighborhood Community Area:
Boyette

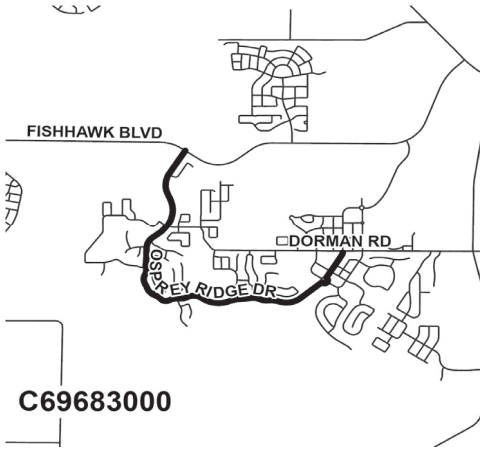

OPERATING COST IMPACT:
Impact on annual operating and maintenance costs is to be determined.

PROJECT COMPLETION DATE: Post Construction

Sources of Funds (in $000s):	Total Estimated Sources	Prior Funding	FY 26 Carryforward	FY 26 Additional	FY 27	FY 28	FY 29	FY 30	FY 31	Future
ARP Funds	$0	$0	$0	$0	$0	$0	$0	$0	$0	$0
Community Invest. Tax II	0	0	0	0	0	0	0	0	0	0
Community Invest. Tax III	0	0	0	0	0	0	0	0	0	0
Community Invest. Tax IV	0	0	0	0	0	0	0	0	0	0
Enterprise Fees	0	0	0	0	0	0	0	0	0	0
Financing	0	0	0	0	0	0	0	0	0	0
General Revenues-CW	0	0	0	0	0	0	0	0	0	0
General Revenues-UA	1,315	1,312	3	0	0	0	0	0	0	0
Grants & County Match	0	0	0	0	0	0	0	0	0	0
Impact Fees	0	0	0	0	0	0	0	0	0	0
Mobility Fees	225	225	0	0	0	0	0	0	0	0
Other	0	0	0	0	0	0	0	0	0	0
Undetermined	0	0	0	0	0	0	0	0	0	0
Subtotal FY 26			$3	$0						
Total	**$2,451**	**$2,448**	**$3**		**$0**	**$0**	**$0**	**$0**	**$0**	**$0**

Uses of Funds (in $000s):	Total Estimated Cost	Prior Expenses	FY 26 Carryforward	FY 26 Additional	FY 27	FY 28	FY 29	FY 30	FY 31	Future
Capital [1]	$2,451	$2,448	$3	$0	$0	$0	$0	$0	$0	$0
Contributions [2]	0	0	0	0	0	0	0	0	0	0
Non-Capital [3]	0	0	0	0	0	0	0	0	0	0
Subtotal FY 26			$3	$0						
Total	**$2,451**	**$2,448**	**$3**		**$0**	**$0**	**$0**	**$0**	**$0**	**$0**

[1] Capital includes, but is not limited to, expenses related to capitalizable Development, Design, Land Acquisition, Equipment, Construction and Administration required to complete the project.
[2] Contributions includes, but is not limited to, funding through an agreement to other Government Agencies, Youth Organizations, Cultural Service Organizations and other Non-Profit Organizations.
[3] Non-Capital includes, but is not limited to, expenses related to Building Maintenance, Grounds & Landscaping Maintenance, Non-Capitalizable Equipment and other Professional Services.

PROJECT TITLE: **PROJECT NUMBER: C69638000**
PEDESTRIAN SAFETY AND MOBILITY ENHANCEMENT PROGRAM (MP)
CIE REQUIREMENTS: Y
LEVEL OF SERVICE IMPACT: E **PROGRAM: TRANSPORTATION**

PROJECT DESCRIPTION:
Countywide pedestrian facility enhancements to improve safety and mobility for pedestrians and bicyclists in high safety and mobility need locations. Projects include sidewalks near schools, school safety circulation enhancements, new sidewalks on county maintained roadways.

Neighborhood Community Area:
Countywide

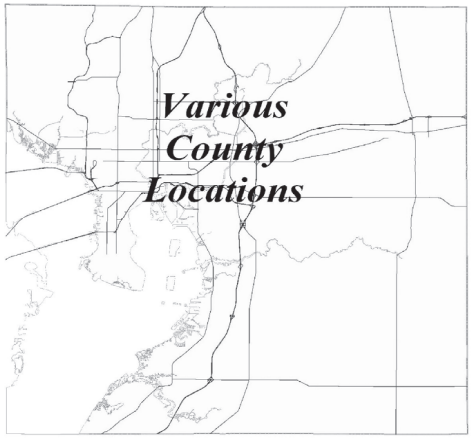

OPERATING COST IMPACT:
Impact on annual operating and maintenance costs is to be determined.

PROJECT COMPLETION DATE: Ongoing

Sources of Funds (in $000s):	Total Estimated Sources	Prior Funding	FY 26 Carryforward	FY 26 Additional	FY 27	FY 28	FY 29	FY 30	FY 31	Future
ARP Funds	$0	$0	$0	$0	$0	$0	$0	$0	$0	$0
Community Invest. Tax II	0	0	0	0	0	0	0	0	0	0
Community Invest. Tax III	0	0	0	0	0	0	0	0	0	0
Community Invest. Tax IV	0	0	0	0	0	0	0	0	0	0
Enterprise Fees	0	0	0	0	0	0	0	0	0	0
Financing	14,376	14,375	0	0	0	0	0	0	0	0
General Revenues-CW	2,372	1,368	803	200	0	0	0	0	0	0
General Revenues-UA	2,347	1,723	625	0	0	0	0	0	0	0
Grants & County Match	0	0	0	0	0	0	0	0	0	0
Impact Fees	537	0	537	0	0	0	0	0	0	0
Mobility Fees	22,981	4,921	12,536	5,525	0	0	0	0	0	0
Other	1,200	1,200	0	0	0	0	0	0	0	0
Undetermined	0	0	0	0	0	0	0	0	0	0
Subtotal FY 26			$14,501	$5,725						
Total	**$43,813**	**$23,587**	**$20,226**		**$0**	**$0**	**$0**	**$0**	**$0**	**$0**

Uses of Funds (in $000s):	Total Estimated Cost	Prior Expenses	FY 26 Carryforward	FY 26 Additional	FY 27	FY 28	FY 29	FY 30	FY 31	Future
Capital [1]	$43,613	$23,587	$14,501	$5,525	$0	$0	$0	$0	$0	$0
Contributions [2]	200	0	0	200	0	0	0	0	0	0
Non-Capital [3]	0	0	0	0	0	0	0	0	0	0
Subtotal FY 26			$14,501	$5,725						
Total	**$43,813**	**$23,587**	**$20,226**		**$0**	**$0**	**$0**	**$0**	**$0**	**$0**

[1] Capital includes, but is not limited to, expenses related to capitalizable Development, Design, Land Acquisition, Equipment, Construction and Administration required to complete the project.
[2] Contributions includes, but is not limited to, funding through an agreement to other Government Agencies, Youth Organizations, Cultural Service Organizations and other Non-Profit Organizations.
[3] Non-Capital includes, but is not limited to, expenses related to Building Maintenance, Grounds & Landscaping Maintenance, Non-Capitalizable Equipment and other Professional Services.

PROJECT TITLE: **PROJECT NUMBER: C69696000**
ROAD REPAVING -- SURTAX (MP)
CIE REQUIREMENTS: Y
LEVEL OF SERVICE IMPACT: M **PROGRAM: TRANSPORTATION**

PROJECT DESCRIPTION:
This project will provide pavement condition inspection, routine repairs, preventive maintenance treatments and road repaving projects necessary to maintain the County's roads in a safe and serviceable condition for the lowest cost to the community. This project is funded by the State of Florida appropriation associated with the Surtax.

Neighborhood Community Area:
Countywide

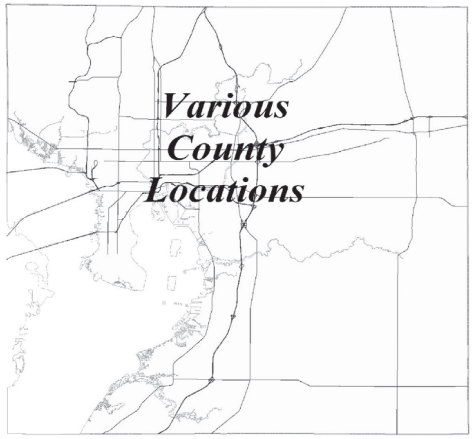

OPERATING COST IMPACT:
Impact on annual operating and maintenance costs is to be determined.

PROJECT COMPLETION DATE: Ongoing

Sources of Funds (in $000s):	Total Estimated Sources	Prior Funding	FY 26 Carryforward	FY 26 Additional	FY 27	FY 28	FY 29	FY 30	FY 31	Future
ARP Funds	$0	$0	$0	$0	$0	$0	$0	$0	$0	$0
Community Invest. Tax II	0	0	0	0	0	0	0	0	0	0
Community Invest. Tax III	0	0	0	0	0	0	0	0	0	0
Community Invest. Tax IV	0	0	0	0	0	0	0	0	0	0
Enterprise Fees	0	0	0	0	0	0	0	0	0	0
Financing	0	0	0	0	0	0	0	0	0	0
General Revenues-CW	0	0	0	0	0	0	0	0	0	0
General Revenues-UA	0	0	0	0	0	0	0	0	0	0
Grants & County Match	208,592	250	208,342	0	0	0	0	0	0	0
Impact Fees	0	0	0	0	0	0	0	0	0	0
Mobility Fees	0	0	0	0	0	0	0	0	0	0
Other	0	0	0	0	0	0	0	0	0	0
Undetermined	0	0	0	0	0	0	0	0	0	0
Subtotal FY 26			$208,342	$0						
Total	**$208,592**	**$250**	**$208,342**		**$0**	**$0**	**$0**	**$0**	**$0**	**$0**

Uses of Funds (in $000s):	Total Estimated Cost	Prior Expenses	FY 26 Carryforward	FY 26 Additional	FY 27	FY 28	FY 29	FY 30	FY 31	Future
Capital [1]	$208,592	$250	$208,342	$0	$0	$0	$0	$0	$0	$0
Contributions [2]	0	0	0	0	0	0	0	0	0	0
Non-Capital [3]	0	0	0	0	0	0	0	0	0	0
Subtotal FY 26			$208,342	$0						
Total	**$208,592**	**$250**	**$208,342**		**$0**	**$0**	**$0**	**$0**	**$0**	**$0**

[1] Capital includes, but is not limited to, expenses related to capitalizable Development, Design, Land Acquisition, Equipment, Construction and Administration required to complete the project.
[2] Contributions includes, but is not limited to, funding through an agreement to other Government Agencies, Youth Organizations, Cultural Service Organizations and other Non-Profit Organizations.
[3] Non-Capital includes, but is not limited to, expenses related to Building Maintenance, Grounds & Landscaping Maintenance, Non-Capitalizable Equipment and other Professional Services.

PROJECT TITLE: **PROJECT NUMBER: C69684000**

ROADWAY PAVEMENT PRESERVATION - ARP ACT REVENUE RECOVERY FUNDS (MP)

CIE REQUIREMENTS: Y

LEVEL OF SERVICE IMPACT: M **PROGRAM: TRANSPORTATION**

PROJECT DESCRIPTION:

Annual pavement condition inspection, routine repairs, preventive maintenance treatments and road repaving projects necessary to maintain the County's roads in a safe and serviceable condition for the lowest cost to the community. This project is funded by the American Rescue Plan.

Neighborhood Community Area:

Countywide

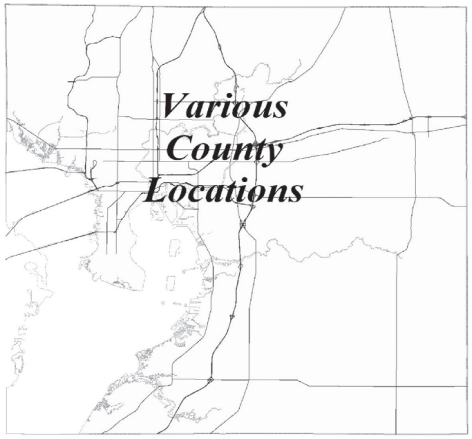

OPERATING COST IMPACT:

Impact on annual operating and maintenance costs is to be determined.

PROJECT COMPLETION DATE: Various

Sources of Funds (in $000s):	Total Estimated Sources	Prior Funding	FY 26 Carryforward	FY 26 Additional	FY 27	FY 28	FY 29	FY 30	FY 31	Future
ARP Funds	$42,500	$41,649	$851	$0	$0	$0	$0	$0	$0	$0
Community Invest. Tax II	0	0	0	0	0	0	0	0	0	0
Community Invest. Tax III	0	0	0	0	0	0	0	0	0	0
Community Invest. Tax IV	0	0	0	0	0	0	0	0	0	0
Enterprise Fees	0	0	0	0	0	0	0	0	0	0
Financing	0	0	0	0	0	0	0	0	0	0
General Revenues-CW	0	0	0	0	0	0	0	0	0	0
General Revenues-UA	0	0	0	0	0	0	0	0	0	0
Grants & County Match	0	0	0	0	0	0	0	0	0	0
Impact Fees	0	0	0	0	0	0	0	0	0	0
Mobility Fees	0	0	0	0	0	0	0	0	0	0
Other	0	0	0	0	0	0	0	0	0	0
Undetermined	0	0	0	0	0	0	0	0	0	0
Subtotal FY 26			$851	$0						
Total	**$42,500**	**$41,649**	**$851**		**$0**	**$0**	**$0**	**$0**	**$0**	**$0**

Uses of Funds (in $000s):	Total Estimated Cost	Prior Expenses	FY 26 Carryforward	FY 26 Additional	FY 27	FY 28	FY 29	FY 30	FY 31	Future
Capital [1]	$42,500	$41,649	$851	$0	$0	$0	$0	$0	$0	$0
Contributions [2]	0	0	0	0	0	0	0	0	0	0
Non-Capital [3]	0	0	0	0	0	0	0	0	0	0
Subtotal FY 26			$851	$0						
Total	**$42,500**	**$41,649**	**$851**		**$0**	**$0**	**$0**	**$0**	**$0**	**$0**

[1] Capital includes, but is not limited to, expenses related to capitalizable Development, Design, Land Acquisition, Equipment, Construction and Administration required to complete the project.

[2] Contributions includes, but is not limited to, funding through an agreement to other Government Agencies, Youth Organizations, Cultural Service Organizations and other Non-Profit Organizations.

[3] Non-Capital includes, but is not limited to, expenses related to Building Maintenance, Grounds & Landscaping Maintenance, Non-Capitalizable Equipment and other Professional Services.

PROJECT TITLE: **PROJECT NUMBER: C69631000**

ROADWAY PAVEMENT PRESERVATION PROGRAM (MP)

CIE REQUIREMENTS: Y

LEVEL OF SERVICE IMPACT: M **PROGRAM: TRANSPORTATION**

PROJECT DESCRIPTION:

Annual pavement condition inspection, routine repairs, preventive maintenance treatments and road repaving projects necessary to maintain the County's roads in a safe and serviceable condition for the lowest cost to the community.

Neighborhood Community Area:

Countywide

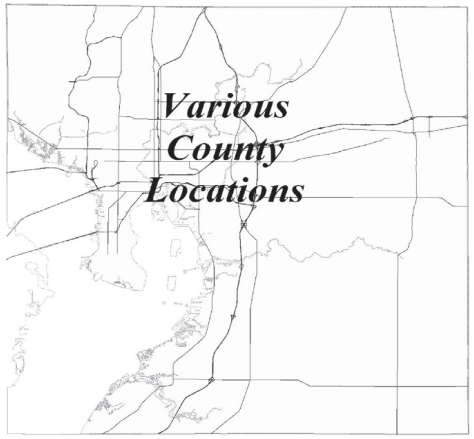

OPERATING COST IMPACT:

Impact on annual operating and maintenance costs is to be determined.

PROJECT COMPLETION DATE: Ongoing

Sources of Funds (in $000s):	Total Estimated Sources	Prior Funding	FY 26 Carryforward	FY 26 Additional	FY 27	FY 28	FY 29	FY 30	FY 31	Future
ARP Funds	$0	$0	$0	$0	$0	$0	$0	$0	$0	$0
Community Invest. Tax II	0	0	0	0	0	0	0	0	0	0
Community Invest. Tax III	0	0	0	0	0	0	0	0	0	0
Community Invest. Tax IV	40,380	11,058	29,322	0	0	0	0	0	0	0
Enterprise Fees	0	0	0	0	0	0	0	0	0	0
Financing	14,655	14,655	0	0	0	0	0	0	0	0
General Revenues-CW	8,404	2,213	6,191	0	0	0	0	0	0	0
General Revenues-UA	90,866	50,785	5,081	35,000	0	0	0	0	0	0
Grants & County Match	334	19	315	0	0	0	0	0	0	0
Impact Fees	0	0	0	0	0	0	0	0	0	0
Mobility Fees	0	0	0	0	0	0	0	0	0	0
Other	0	0	0	0	0	0	0	0	0	0
Undetermined	0	0	0	0	0	0	0	0	0	0
Subtotal FY 26			$53,362	$40,400						
Total	**$278,519**	**$157,758**	**$93,762**		**$5,400**	**$5,400**	**$5,400**	**$5,400**	**$5,400**	**$0**

Uses of Funds (in $000s):	Total Estimated Cost	Prior Expenses	FY 26 Carryforward	FY 26 Additional	FY 27	FY 28	FY 29	FY 30	FY 31	Future
Capital [1]	$278,517	$157,755	$53,362	$40,400	$5,400	$5,400	$5,400	$5,400	$5,400	$0
Contributions [2]	0	0	0	0	0	0	0	0	0	0
Non-Capital [3]	2	2	0	0	0	0	0	0	0	0
Subtotal FY 26			$53,362	$40,400						
Total	**$278,519**	**$157,758**	**$93,762**		**$5,400**	**$5,400**	**$5,400**	**$5,400**	**$5,400**	**$0**

[1] Capital includes, but is not limited to, expenses related to capitalizable Development, Design, Land Acquisition, Equipment, Construction and Administration required to complete the project.

[2] Contributions includes, but is not limited to, funding through an agreement to other Government Agencies, Youth Organizations, Cultural Service Organizations and other Non-Profit Organizations.

[3] Non-Capital includes, but is not limited to, expenses related to Building Maintenance, Grounds & Landscaping Maintenance, Non-Capitalizable Equipment and other Professional Services.

PROJECT TITLE: **PROJECT NUMBER: C69676000**
SAFE ROUTES TO SCHOOL PROGRAMS (MP)
CIE REQUIREMENTS: Y
LEVEL OF SERVICE IMPACT: E **PROGRAM: TRANSPORTATION**

PROJECT DESCRIPTION:
Projects include sidewalks near schools, school safety circulation enhancements, new sidewalks on county roads, new and enhanced pedestrian crossings, signs and pavement markings.

Neighborhood Community Area:
Countywide

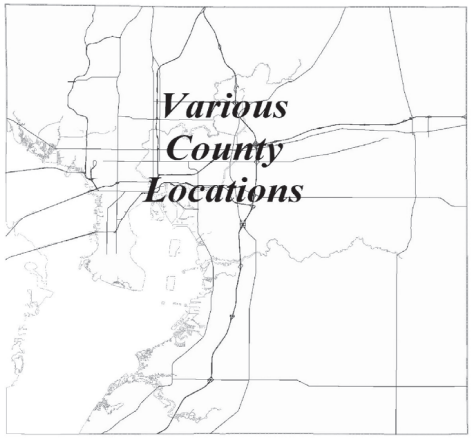

OPERATING COST IMPACT:
Impact on annual operating and maintenance costs is to be determined.

PROJECT COMPLETION DATE: Ongoing

Sources of Funds (in $000s):	Total Estimated Sources	Prior Funding	FY 26 Carryforward	FY 26 Additional	FY 27	FY 28	FY 29	FY 30	FY 31	Future
ARP Funds	$0	$0	$0	$0	$0	$0	$0	$0	$0	$0
Community Invest. Tax II	0	0	0	0	0	0	0	0	0	0
Community Invest. Tax III	0	0	0	0	0	0	0	0	0	0
Community Invest. Tax IV	6,000	0	6,000	0	0	0	0	0	0	0
Enterprise Fees	0	0	0	0	0	0	0	0	0	0
Financing	7,140	7,140	0	0	0	0	0	0	0	0
General Revenues-CW	0	0	0	0	0	0	0	0	0	0
General Revenues-UA	500	0	500	0	0	0	0	0	0	0
Grants & County Match	0	0	0	0	0	0	0	0	0	0
Impact Fees	0	0	0	0	0	0	0	0	0	0
Mobility Fees	17,721	1,647	7,074	800	200	2,000	2,000	2,000	2,000	0
Other	600	589	11	0	0	0	0	0	0	0
Undetermined	0	0	0	0	0	0	0	0	0	0
Subtotal FY 26			$13,585	$800						
Total	**$31,961**	**$9,376**	**$14,385**		**$200**	**$2,000**	**$2,000**	**$2,000**	**$2,000**	**$0**

Uses of Funds (in $000s):	Total Estimated Cost	Prior Expenses	FY 26 Carryforward	FY 26 Additional	FY 27	FY 28	FY 29	FY 30	FY 31	Future
Capital [1]	$31,961	$9,376	$13,585	$800	$200	$2,000	$2,000	$2,000	$2,000	$0
Contributions [2]	0	0	0	0	0	0	0	0	0	0
Non-Capital [3]	0	0	0	0	0	0	0	0	0	0
Subtotal FY 26			$13,585	$800						
Total	**$31,961**	**$9,376**	**$14,385**		**$200**	**$2,000**	**$2,000**	**$2,000**	**$2,000**	**$0**

[1] Capital includes, but is not limited to, expenses related to capitalizable Development, Design, Land Acquisition, Equipment, Construction and Administration required to complete the project.
[2] Contributions includes, but is not limited to, funding through an agreement to other Government Agencies, Youth Organizations, Cultural Service Organizations and other Non-Profit Organizations.
[3] Non-Capital includes, but is not limited to, expenses related to Building Maintenance, Grounds & Landscaping Maintenance, Non-Capitalizable Equipment and other Professional Services.

PROJECT TITLE: **PROJECT NUMBER: C69691000**
SAFE STREETS AND ROADS FOR ALL (MP)
CIE REQUIREMENTS: Y
LEVEL OF SERVICE IMPACT: E **PROGRAM: TRANSPORTATION**

PROJECT DESCRIPTION:
This program includes projects funded by the U.S Department of Transportation Safe Streets and Roads for All (“SS4A”) Grant. This project will improve safety for pedestrians, bicyclists, transit users, and drivers at approximately 22 locations throughout Hillsborough County, which has the highest traffic fatality rate per capita amongst large counties in the United States. This project will implement low-cost Proven Safety Countermeasures such as sidewalks, leading pedestrian intervals, curb bulb-outs, crosswalk improvements, bicycle lanes, and speed management strategies at locations that are the highest priorities for Safe Routes to School, bus stop pedestrian safety and access, pedestrian corridor safety improvements, and Vision Zero corridor safety improvements. The project will also develop Vision Zero Action Plan updates with additional countermeasure toolbox items for safer streets, a lighting management plan, and stakeholder engagement and education.

Neighborhood Community Area:
Countywide

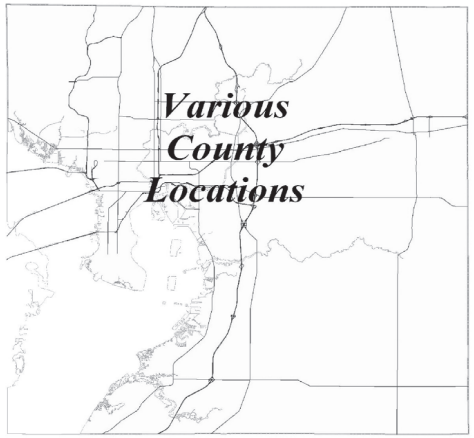

OPERATING COST IMPACT:
Impact on annual operating and maintenance costs is to be determined.

PROJECT COMPLETION DATE: Ongoing

Sources of Funds (in $000s):	Total Estimated Sources	Prior Funding	FY 26 Carryforward	FY 26 Additional	FY 27	FY 28	FY 29	FY 30	FY 31	Future
ARP Funds	$0	$0	$0	$0	$0	$0	$0	$0	$0	$0
Community Invest. Tax II	0	0	0	0	0	0	0	0	0	0
Community Invest. Tax III	0	0	0	0	0	0	0	0	0	0
Community Invest. Tax IV	0	0	0	0	0	0	0	0	0	0
Enterprise Fees	0	0	0	0	0	0	0	0	0	0
Financing	0	0	0	0	0	0	0	0	0	0
General Revenues-CW	2,423	0	2,423	0	0	0	0	0	0	0
General Revenues-UA	0	0	0	0	0	0	0	0	0	0
Grants & County Match	29,632	411	29,221	0	0	0	0	0	0	0
Impact Fees	0	0	0	0	0	0	0	0	0	0
Mobility Fees	2,800	0	2,800	0	0	0	0	0	0	0
Other	0	0	0	0	0	0	0	0	0	0
Undetermined	0	0	0	0	0	0	0	0	0	0
Subtotal FY 26			$34,444	$0						
Total	**$34,855**	**$411**	**$34,444**		**$0**	**$0**	**$0**	**$0**	**$0**	**$0**

Uses of Funds (in $000s):	Total Estimated Cost	Prior Expenses	FY 26 Carryforward	FY 26 Additional	FY 27	FY 28	FY 29	FY 30	FY 31	Future
Capital [1]	$34,855	$411	$34,444	$0	$0	$0	$0	$0	$0	$0
Contributions [2]	0	0	0	0	0	0	0	0	0	0
Non-Capital [3]	0	0	0	0	0	0	0	0	0	0
Subtotal FY 26			$34,444	$0						
Total	**$34,855**	**$411**	**$34,444**		**$0**	**$0**	**$0**	**$0**	**$0**	**$0**

[1] Capital includes, but is not limited to, expenses related to capitalizable Development, Design, Land Acquisition, Equipment, Construction and Administration required to complete the project.
[2] Contributions includes, but is not limited to, funding through an agreement to other Government Agencies, Youth Organizations, Cultural Service Organizations and other Non-Profit Organizations.
[3] Non-Capital includes, but is not limited to, expenses related to Building Maintenance, Grounds & Landscaping Maintenance, Non-Capitalizable Equipment and other Professional Services.

PROJECT TITLE: **PROJECT NUMBER: C69688000**
SIDEWALK IMPROVEMENTS - ARP ACT 3 FUNDS (MP)
CIE REQUIREMENTS: Y
LEVEL OF SERVICE IMPACT: E **PROGRAM: TRANSPORTATION**

PROJECT DESCRIPTION:
This project will repair existing sidewalks and upgrade sidewalks to be ADA compliant across Hillsborough County

Neighborhood Community Area:
Countywide

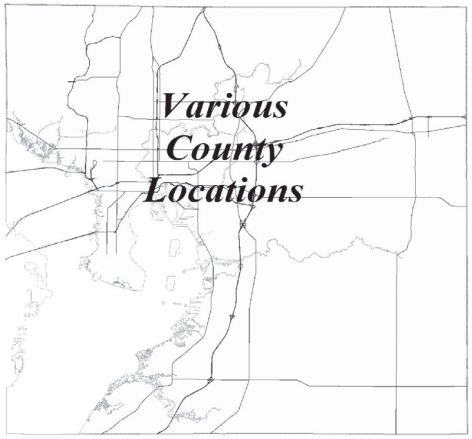

OPERATING COST IMPACT:
Impact on annual operating and maintenance costs is to be determined.

PROJECT COMPLETION DATE: Various

Sources of Funds (in $000s):	Total Estimated Sources	Prior Funding	FY 26 Carryforward	FY 26 Additional	FY 27	FY 28	FY 29	FY 30	FY 31	Future
ARP Funds	$18,202	$16,392	$1,811	$0	$0	$0	$0	$0	$0	$0
Community Invest. Tax II	0	0	0	0	0	0	0	0	0	0
Community Invest. Tax III	0	0	0	0	0	0	0	0	0	0
Community Invest. Tax IV	0	0	0	0	0	0	0	0	0	0
Enterprise Fees	0	0	0	0	0	0	0	0	0	0
Financing	0	0	0	0	0	0	0	0	0	0
General Revenues-CW	0	0	0	0	0	0	0	0	0	0
General Revenues-UA	0	0	0	0	0	0	0	0	0	0
Grants & County Match	0	0	0	0	0	0	0	0	0	0
Impact Fees	0	0	0	0	0	0	0	0	0	0
Mobility Fees	0	0	0	0	0	0	0	0	0	0
Other	0	0	0	0	0	0	0	0	0	0
Undetermined	0	0	0	0	0	0	0	0	0	0
Subtotal FY 26			$1,811	$0						
Total	**$18,202**	**$16,392**	**$1,811**		**$0**	**$0**	**$0**	**$0**	**$0**	**$0**

Uses of Funds (in $000s):	Total Estimated Cost	Prior Expenses	FY 26 Carryforward	FY 26 Additional	FY 27	FY 28	FY 29	FY 30	FY 31	Future
Capital [1]	$18,202	$16,392	$1,811	$0	$0	$0	$0	$0	$0	$0
Contributions [2]	0	0	0	0	0	0	0	0	0	0
Non-Capital [3]	0	0	0	0	0	0	0	0	0	0
Subtotal FY 26			$1,811	$0						
Total	**$18,202**	**$16,392**	**$1,811**		**$0**	**$0**	**$0**	**$0**	**$0**	**$0**

[1] Capital includes, but is not limited to, expenses related to capitalizable Development, Design, Land Acquisition, Equipment, Construction and Administration required to complete the project.
[2] Contributions includes, but is not limited to, funding through an agreement to other Government Agencies, Youth Organizations, Cultural Service Organizations and other Non-Profit Organizations.
[3] Non-Capital includes, but is not limited to, expenses related to Building Maintenance, Grounds & Landscaping Maintenance, Non-Capitalizable Equipment and other Professional Services.

PROJECT TITLE: **PROJECT NUMBER: C69689000**
SIDEWALK IMPROVEMENTS - ARP ACT REVENUE RECOVERY FUNDS (MP)
CIE REQUIREMENTS: Y
LEVEL OF SERVICE IMPACT: E **PROGRAM: TRANSPORTATION**

PROJECT DESCRIPTION:
This project will repair existing sidewalks and upgrade sidewalks to be ADA compliant across Hillsborough County

Neighborhood Community Area:
Countywide

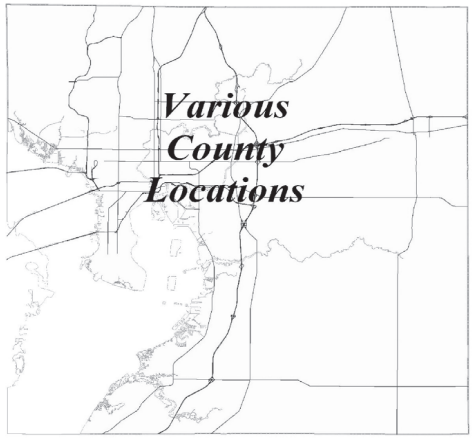

OPERATING COST IMPACT:
Impact on annual operating and maintenance costs is to be determined.

PROJECT COMPLETION DATE: Various

Sources of Funds (in $000s):	Total Estimated Sources	Prior Funding	FY 26 Carryforward	FY 26 Additional	FY 27	FY 28	FY 29	FY 30	FY 31	Future
ARP Funds	$7,104	$6,473	$632	$0	$0	$0	$0	$0	$0	$0
Community Invest. Tax II	0	0	0	0	0	0	0	0	0	0
Community Invest. Tax III	0	0	0	0	0	0	0	0	0	0
Community Invest. Tax IV	0	0	0	0	0	0	0	0	0	0
Enterprise Fees	0	0	0	0	0	0	0	0	0	0
Financing	0	0	0	0	0	0	0	0	0	0
General Revenues-CW	0	0	0	0	0	0	0	0	0	0
General Revenues-UA	0	0	0	0	0	0	0	0	0	0
Grants & County Match	0	0	0	0	0	0	0	0	0	0
Impact Fees	0	0	0	0	0	0	0	0	0	0
Mobility Fees	0	0	0	0	0	0	0	0	0	0
Other	0	0	0	0	0	0	0	0	0	0
Undetermined	0	0	0	0	0	0	0	0	0	0
Subtotal FY 26			$632	$0						
Total	**$7,104**	**$6,473**	**$632**		**$0**	**$0**	**$0**	**$0**	**$0**	**$0**

Uses of Funds (in $000s):	Total Estimated Cost	Prior Expenses	FY 26 Carryforward	FY 26 Additional	FY 27	FY 28	FY 29	FY 30	FY 31	Future
Capital [1]	$7,104	$6,473	$632	$0	$0	$0	$0	$0	$0	$0
Contributions [2]	0	0	0	0	0	0	0	0	0	0
Non-Capital [3]	0	0	0	0	0	0	0	0	0	0
Subtotal FY 26			$632	$0						
Total	**$7,104**	**$6,473**	**$632**		**$0**	**$0**	**$0**	**$0**	**$0**	**$0**

[1] Capital includes, but is not limited to, expenses related to capitalizable Development, Design, Land Acquisition, Equipment, Construction and Administration required to complete the project.
[2] Contributions includes, but is not limited to, funding through an agreement to other Government Agencies, Youth Organizations, Cultural Service Organizations and other Non-Profit Organizations.
[3] Non-Capital includes, but is not limited to, expenses related to Building Maintenance, Grounds & Landscaping Maintenance, Non-Capitalizable Equipment and other Professional Services.

PROJECT TITLE: SIDEWALK REPAIR PROGRAM (MP)
PROJECT NUMBER: C69678000
CIE REQUIREMENTS: Y
LEVEL OF SERVICE IMPACT: E
PROGRAM: TRANSPORTATION

PROJECT DESCRIPTION:
Repair to existing sidewalk, upgrades to meet ADA compliant standards and completion of gaps within close proximity to repair and upgrade locations.

Neighborhood Community Area:
Countywide

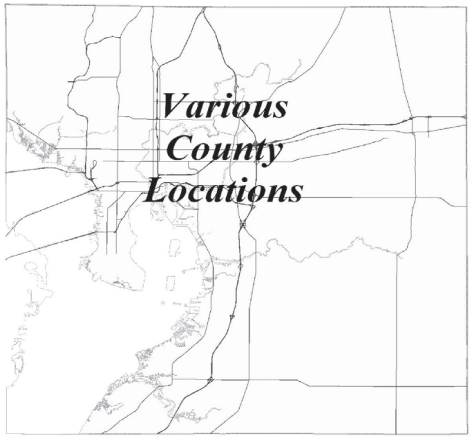

OPERATING COST IMPACT:
Impact on annual operating and maintenance costs is to be determined.

PROJECT COMPLETION DATE: Ongoing

Sources of Funds (in $000s):	Total Estimated Sources	Prior Funding	FY 26 Carryforward	FY 26 Additional	FY 27	FY 28	FY 29	FY 30	FY 31	Future
ARP Funds	$0	$0	$0	$0	$0	$0	$0	$0	$0	$0
Community Invest. Tax II	0	0	0	0	0	0	0	0	0	0
Community Invest. Tax III	0	0	0	0	0	0	0	0	0	0
Community Invest. Tax IV	18,000	1,856	10,144	6,000	0	0	0	0	0	0
Enterprise Fees	0	0	0	0	0	0	0	0	0	0
Financing	2,938	2,938	0	0	0	0	0	0	0	0
General Revenues-CW	5,184	0	5,184	0	0	0	0	0	0	0
General Revenues-UA	27,143	7,907	5,156	14,080	0	0	0	0	0	0
Grants & County Match	0	0	0	0	0	0	0	0	0	0
Impact Fees	0	0	0	0	0	0	0	0	0	0
Mobility Fees	0	0	0	0	0	0	0	0	0	0
Other	0	0	0	0	0	0	0	0	0	0
Undetermined	0	0	0	0	0	0	0	0	0	0
Subtotal FY 26			$21,035	$20,630						
Total	**$60,865**	**$16,450**	**$41,665**		**$550**	**$550**	**$550**	**$550**	**$550**	**$0**

Uses of Funds (in $000s):	Total Estimated Cost	Prior Expenses	FY 26 Carryforward	FY 26 Additional	FY 27	FY 28	FY 29	FY 30	FY 31	Future
Capital [1]	$60,865	$16,450	$21,035	$20,630	$550	$550	$550	$550	$550	$0
Contributions [2]	0	0	0	0	0	0	0	0	0	0
Non-Capital [3]	0	0	0	0	0	0	0	0	0	0
Subtotal FY 26			$21,035	$20,630						
Total	**$60,865**	**$16,450**	**$41,665**		**$550**	**$550**	**$550**	**$550**	**$550**	**$0**

[1] Capital includes, but is not limited to, expenses related to capitalizable Development, Design, Land Acquisition, Equipment, Construction and Administration required to complete the project.
[2] Contributions includes, but is not limited to, funding through an agreement to other Government Agencies, Youth Organizations, Cultural Service Organizations and other Non-Profit Organizations.
[3] Non-Capital includes, but is not limited to, expenses related to Building Maintenance, Grounds & Landscaping Maintenance, Non-Capitalizable Equipment and other Professional Services.

PROJECT TITLE: SOUTH 78TH STREET CORRIDOR IMPROVEMENTS (PROGRESS BLVD. TO CAUSEWAY BLVD.)
PROJECT NUMBER: C69666000
CIE REQUIREMENTS: Y
LEVEL OF SERVICE IMPACT: E
PROGRAM: TRANSPORTATION

PROJECT DESCRIPTION:
Design the enhancement of S 78th Street, a 2-lane undivided road, from Progress Boulevard to Causeway Boulevard including turn lane improvements, and enhanced pedestrian, bicycle and bus facilities. Design Only.

Neighborhood Community Area:
Greater Palm River

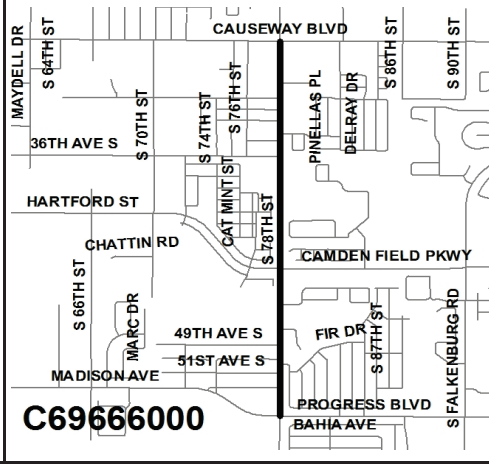

OPERATING COST IMPACT:
Impact on annual operating and maintenance costs is to be determined.

PROJECT COMPLETION DATE: TBD

Sources of Funds (in $000s):	Total Estimated Sources	Prior Funding	FY 26 Carryforward	FY 26 Additional	FY 27	FY 28	FY 29	FY 30	FY 31	Future
ARP Funds	$0	$0	$0	$0	$0	$0	$0	$0	$0	$0
Community Invest. Tax II	0	0	0	0	0	0	0	0	0	0
Community Invest. Tax III	0	0	0	0	0	0	0	0	0	0
Community Invest. Tax IV	0	0	0	0	0	0	0	0	0	0
Enterprise Fees	0	0	0	0	0	0	0	0	0	0
Financing	0	0	0	0	0	0	0	0	0	0
General Revenues-CW	0	0	0	0	0	0	0	0	0	0
General Revenues-UA	0	0	0	0	0	0	0	0	0	0
Grants & County Match	0	0	0	0	0	0	0	0	0	0
Impact Fees	1,772	373	1,399	0	0	0	0	0	0	0
Mobility Fees	0	0	0	0	0	0	0	0	0	0
Other	0	0	0	0	0	0	0	0	0	0
Undetermined	0	0	0	0	0	0	0	0	0	0
Subtotal FY 26			$1,399	$0						
Total	**$1,772**	**$373**	**$1,399**		**$0**	**$0**	**$0**	**$0**	**$0**	**$0**

Uses of Funds (in $000s):	Total Estimated Cost	Prior Expenses	FY 26 Carryforward	FY 26 Additional	FY 27	FY 28	FY 29	FY 30	FY 31	Future
Capital [1]	$1,772	$373	$1,399	$0	$0	$0	$0	$0	$0	$0
Contributions [2]	0	0	0	0	0	0	0	0	0	0
Non-Capital [3]	0	0	0	0	0	0	0	0	0	0
Subtotal FY 26			$1,399	$0						
Total	**$1,772**	**$373**	**$1,399**		**$0**	**$0**	**$0**	**$0**	**$0**	**$0**

[1] Capital includes, but is not limited to, expenses related to capitalizable Development, Design, Land Acquisition, Equipment, Construction and Administration required to complete the project.
[2] Contributions includes, but is not limited to, funding through an agreement to other Government Agencies, Youth Organizations, Cultural Service Organizations and other Non-Profit Organizations.
[3] Non-Capital includes, but is not limited to, expenses related to Building Maintenance, Grounds & Landscaping Maintenance, Non-Capitalizable Equipment and other Professional Services.

PROJECT TITLE: **PROJECT NUMBER: C69675000**
SOUTH COAST GREENWAY TRAIL ADAMSVILLE (PHASE III) & BIG BEND OVERPASS (MP)
CIE REQUIREMENTS: Y
LEVEL OF SERVICE IMPACT: E **PROGRAM: TRANSPORTATION**

PROJECT DESCRIPTION:
This project is a 3.3 mile multi-use project between 1,300' south of Big Bend Rd to Symmes Rd. This trail will connect to and will be part of the South Coast Greenways Trail.

Neighborhood Community Area:
Gibsonton

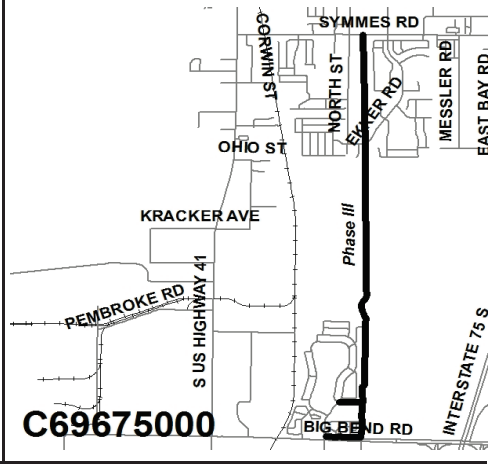

OPERATING COST IMPACT:
Impact on annual operating and maintenance costs is to be determined.

PROJECT COMPLETION DATE: TBD

Sources of Funds (in $000s):	Total Estimated Sources	Prior Funding	FY 26 Carryforward	FY 26 Additional	FY 27	FY 28	FY 29	FY 30	FY 31	Future
ARP Funds	$0	$0	$0	$0	$0	$0	$0	$0	$0	$0
Community Invest. Tax II	0	0	0	0	0	0	0	0	0	0
Community Invest. Tax III	0	0	0	0	0	0	0	0	0	0
Community Invest. Tax IV	0	0	0	0	0	0	0	0	0	0
Enterprise Fees	0	0	0	0	0	0	0	0	0	0
Financing	428	428	0	0	0	0	0	0	0	0
General Revenues-CW	5,866	22	5,129	714	0	0	0	0	0	0
General Revenues-UA	0	0	0	0	0	0	0	0	0	0
Grants & County Match	351	0	0	0	0	0	0	0	0	351
Impact Fees	0	0	0	0	0	0	0	0	0	0
Mobility Fees	0	0	0	0	0	0	0	0	0	0
Other	2,926	0	2,900	26	0	0	0	0	0	0
Undetermined	12,856	0	0	0	0	0	0	0	0	12,856
Subtotal FY 26			$8,029	$739						
Total	**$22,426**	**$450**	**$8,769**		**$0**	**$0**	**$0**	**$0**	**$0**	**$13,206**

Uses of Funds (in $000s):	Total Estimated Cost	Prior Expenses	FY 26 Carryforward	FY 26 Additional	FY 27	FY 28	FY 29	FY 30	FY 31	Future
Capital [1]	$22,426	$450	$8,029	$739	$0	$0	$0	$0	$0	$13,206
Contributions [2]	0	0	0	0	0	0	0	0	0	0
Non-Capital [3]	0	0	0	0	0	0	0	0	0	0
Subtotal FY 26			$8,029	$739						
Total	**$22,426**	**$450**	**$8,769**		**$0**	**$0**	**$0**	**$0**	**$0**	**$13,206**

[1] Capital includes, but is not limited to, expenses related to capitalizable Development, Design, Land Acquisition, Equipment, Construction and Administration required to complete the project.
[2] Contributions includes, but is not limited to, funding through an agreement to other Government Agencies, Youth Organizations, Cultural Service Organizations and other Non-Profit Organizations.
[3] Non-Capital includes, but is not limited to, expenses related to Building Maintenance, Grounds & Landscaping Maintenance, Non-Capitalizable Equipment and other Professional Services.

PROJECT TITLE: **PROJECT NUMBER: C69639000**
SUN CITY CENTER PEDESTRIAN MOBILITY (MP)
CIE REQUIREMENTS: Y
LEVEL OF SERVICE IMPACT: E **PROGRAM: TRANSPORTATION**

PROJECT DESCRIPTION:
This project is part of the Sun City Center Pedestrian Mobility Program. Development of masterplan for new and enhanced golf cart paths and pedestrian facilities within Sun City Center.

Neighborhood Community Area:
Sun City Center

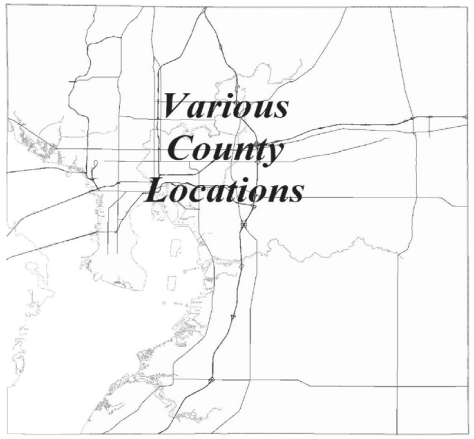

OPERATING COST IMPACT:
No impact on annual operating and maintenance costs is anticipated.

PROJECT COMPLETION DATE: Ongoing

Sources of Funds (in $000s):	Total Estimated Sources	Prior Funding	FY 26 Carryforward	FY 26 Additional	FY 27	FY 28	FY 29	FY 30	FY 31	Future
ARP Funds	$0	$0	$0	$0	$0	$0	$0	$0	$0	$0
Community Invest. Tax II	0	0	0	0	0	0	0	0	0	0
Community Invest. Tax III	0	0	0	0	0	0	0	0	0	0
Community Invest. Tax IV	0	0	0	0	0	0	0	0	0	0
Enterprise Fees	0	0	0	0	0	0	0	0	0	0
Financing	568	568	0	0	0	0	0	0	0	0
General Revenues-CW	0	0	0	0	0	0	0	0	0	0
General Revenues-UA	0	0	0	0	0	0	0	0	0	0
Grants & County Match	0	0	0	0	0	0	0	0	0	0
Impact Fees	0	0	0	0	0	0	0	0	0	0
Mobility Fees	5,035	3,342	1,693	0	0	0	0	0	0	0
Other	0	0	0	0	0	0	0	0	0	0
Undetermined	0	0	0	0	0	0	0	0	0	0
Subtotal FY 26			$1,693	$0						
Total	**$5,603**	**$3,911**	**$1,693**		**$0**	**$0**	**$0**	**$0**	**$0**	**$0**

Uses of Funds (in $000s):	Total Estimated Cost	Prior Expenses	FY 26 Carryforward	FY 26 Additional	FY 27	FY 28	FY 29	FY 30	FY 31	Future
Capital [1]	$5,603	$3,911	$1,693	$0	$0	$0	$0	$0	$0	$0
Contributions [2]	0	0	0	0	0	0	0	0	0	0
Non-Capital [3]	0	0	0	0	0	0	0	0	0	0
Subtotal FY 26			$1,693	$0						
Total	**$5,603**	**$3,911**	**$1,693**		**$0**	**$0**	**$0**	**$0**	**$0**	**$0**

[1] Capital includes, but is not limited to, expenses related to capitalizable Development, Design, Land Acquisition, Equipment, Construction and Administration required to complete the project.
[2] Contributions includes, but is not limited to, funding through an agreement to other Government Agencies, Youth Organizations, Cultural Service Organizations and other Non-Profit Organizations.
[3] Non-Capital includes, but is not limited to, expenses related to Building Maintenance, Grounds & Landscaping Maintenance, Non-Capitalizable Equipment and other Professional Services.

PROJECT TITLE: **PROJECT NUMBER: C69697000**

TMD - SIDEWALK REPAIR PARTNERSHIP PROGRAM

CIE REQUIREMENTS: Y

LEVEL OF SERVICE IMPACT: M **PROGRAM: TRANSPORTATION**

PROJECT DESCRIPTION:

The Public Works Administration is responsible for maintaining more than 3,200 miles of sidewalk throughout Unincorporated Hillsborough County. The Department is currently working through a backlog of over 3,000 sidewalk repair requests. The goal of this partnership program is to provide homeowners with an opportunity to address their individual sidewalk repair needs, while improving the overall welfare of our communities with safer and more accessible sidewalks. This program is intended to enhance and complement the County's current sidewalk remediation efforts.

OPERATING COST IMPACT:

No impact on annual operating and maintenance costs is anticipated.

PROJECT COMPLETION DATE: Ongoing

Neighborhood Community Area:

Countywide

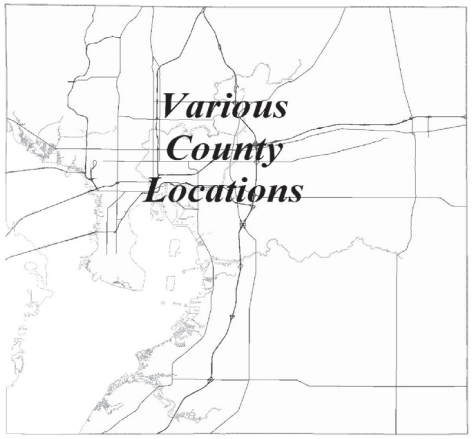

Sources of Funds (in $000s):	Total Estimated Sources	Prior Funding	FY 26 Carryforward	FY 26 Additional	FY 27	FY 28	FY 29	FY 30	FY 31	Future
ARP Funds	$0	$0	$0	$0	$0	$0	$0	$0	$0	$0
Community Invest. Tax II	0	0	0	0	0	0	0	0	0	0
Community Invest. Tax III	0	0	0	0	0	0	0	0	0	0
Community Invest. Tax IV	0	0	0	0	0	0	0	0	0	0
Enterprise Fees	0	0	0	0	0	0	0	0	0	0
Financing	0	0	0	0	0	0	0	0	0	0
General Revenues-CW	0	0	0	0	0	0	0	0	0	0
General Revenues-UA	1,350	0	0	225	225	225	225	225	225	0
Grants & County Match	0	0	0	0	0	0	0	0	0	0
Impact Fees	0	0	0	0	0	0	0	0	0	0
Mobility Fees	0	0	0	0	0	0	0	0	0	0
Other	0	0	0	0	0	0	0	0	0	0
Undetermined	0	0	0	0	0	0	0	0	0	0
Subtotal FY 26			$0	$225						
Total	**$1,350**	**$0**	**$225**		**$225**	**$225**	**$225**	**$225**	**$225**	**$0**

Uses of Funds (in $000s):	Total Estimated Cost	Prior Expenses	FY 26 Carryforward	FY 26 Additional	FY 27	FY 28	FY 29	FY 30	FY 31	Future
Capital [1]	$1,350	$0	$0	$225	$225	$225	$225	$225	$225	$0
Contributions [2]	0	0	0	0	0	0	0	0	0	0
Non-Capital [3]	0	0	0	0	0	0	0	0	0	0
Subtotal FY 26			$0	$225						
Total	**$1,350**	**$0**	**$225**		**$225**	**$225**	**$225**	**$225**	**$225**	**$0**

[1] Capital includes, but is not limited to, expenses related to capitalizable Development, Design, Land Acquisition, Equipment, Construction and Administration required to complete the project.

[2] Contributions includes, but is not limited to, funding through an agreement to other Government Agencies, Youth Organizations, Cultural Service Organizations and other Non-Profit Organizations.

[3] Non-Capital includes, but is not limited to, expenses related to Building Maintenance, Grounds & Landscaping Maintenance, Non-Capitalizable Equipment and other Professional Services.

PROJECT TITLE: **PROJECT NUMBER: C69625000**

TURKEY CREEK ROAD IMPROVEMENTS FROM MLK BLVD TO SYDNEY ROAD

CIE REQUIREMENTS: Y

LEVEL OF SERVICE IMPACT: E **PROGRAM: TRANSPORTATION**

PROJECT DESCRIPTION:

This project will widen Turkey Creek Road from Sydney Road to south of SR 574/ML King Blvd (1.4 mi) and provide capacity improvements at the Sydney intersection. Improvements include new, additional and lengthened turn lanes, new and enhanced medians.

OPERATING COST IMPACT:

There will be no operating cost impact to the County.

PROJECT COMPLETION DATE: Post Construction

Neighborhood Community Area:

Plant City

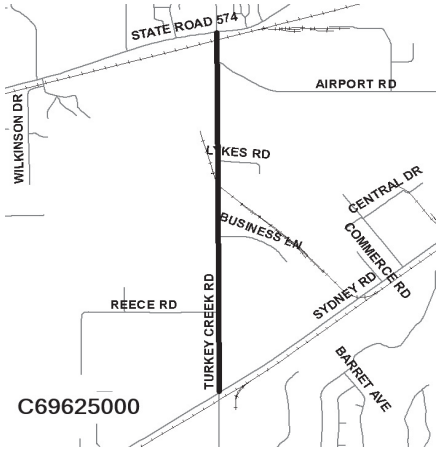

Sources of Funds (in $000s):	Total Estimated Sources	Prior Funding	FY 26 Carryforward	FY 26 Additional	FY 27	FY 28	FY 29	FY 30	FY 31	Future
ARP Funds	$0	$0	$0	$0	$0	$0	$0	$0	$0	$0
Community Invest. Tax II	0	0	0	0	0	0	0	0	0	0
Community Invest. Tax III	1,645	1,645	15	(15)	0	0	0	0	0	0
Community Invest. Tax IV	0	0	0	0	0	0	0	0	0	0
Enterprise Fees	0	0	0	0	0	0	0	0	0	0
Financing	4,650	4,650	0	0	0	0	0	0	0	0
General Revenues-CW	6,078	5,526	1,021	(469)	0	0	0	0	0	0
General Revenues-UA	0	0	0	0	0	0	0	0	0	0
Grants & County Match	0	0	0	0	0	0	0	0	0	0
Impact Fees	0	0	0	0	0	0	0	0	0	0
Mobility Fees	0	0	0	0	0	0	0	0	0	0
Other	3,240	3,240	0	0	0	0	0	0	0	0
Undetermined	0	0	0	0	0	0	0	0	0	0
Subtotal FY 26			$1,036	($484)						
Total	**$15,613**	**$15,061**	**$552**		**$0**	**$0**	**$0**	**$0**	**$0**	**$0**

Uses of Funds (in $000s):	Total Estimated Cost	Prior Expenses	FY 26 Carryforward	FY 26 Additional	FY 27	FY 28	FY 29	FY 30	FY 31	Future
Capital [1]	$12,811	$12,811	$0	$0	$0	$0	$0	$0	$0	$0
Contributions [2]	2,802	2,250	1,036	(484)	0	0	0	0	0	0
Non-Capital [3]	0	0	0	0	0	0	0	0	0	0
Subtotal FY 26			$1,036	($484)						
Total	**$15,613**	**$15,061**	**$552**		**$0**	**$0**	**$0**	**$0**	**$0**	**$0**

[1] Capital includes, but is not limited to, expenses related to capitalizable Development, Design, Land Acquisition, Equipment, Construction and Administration required to complete the project.

[2] Contributions includes, but is not limited to, funding through an agreement to other Government Agencies, Youth Organizations, Cultural Service Organizations and other Non-Profit Organizations.

[3] Non-Capital includes, but is not limited to, expenses related to Building Maintenance, Grounds & Landscaping Maintenance, Non-Capitalizable Equipment and other Professional Services.

PROJECT TITLE:
UNIVERSITY AREA TRANSPORTATION IMPROVEMENTS (MP)
CIE REQUIREMENTS: Y
LEVEL OF SERVICE IMPACT: E

PROJECT NUMBER: C69654000

PROGRAM: TRANSPORTATION

PROJECT DESCRIPTION:
This PD&E will evaluate the widening of N 46th St, a 2 lane undivided road, from Bruce B Downs Blvd to Fletcher Ave, including additional travel lanes, and enhanced pedestrian, bicycle and bus facilities. Identify potential improvements on 42nd St from Skipper Rd to Fletcher Ave, and on Skipper Rd from Bruce B Downs Blvd to 46th St. Improve intersections at Bruce B Downs Blvd/Bearss Ave, Bruce B Downs Blvd/138th Ave, Bruce B Downs/Fletcher Ave and 22nd St at Bearss Ave.

Neighborhood Community Area:
University Area Community

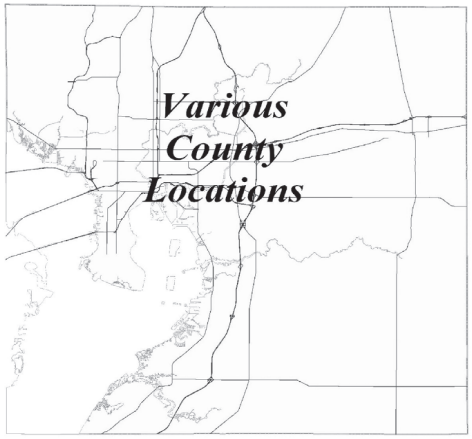

OPERATING COST IMPACT:
Impact on annual operating and maintenance costs is to be determined.

PROJECT COMPLETION DATE: TBD

Sources of Funds (in $000s):	Total Estimated Sources	Prior Funding	FY 26 Carryforward	FY 26 Additional	FY 27	FY 28	FY 29	FY 30	FY 31	Future
ARP Funds	$0	$0	$0	$0	$0	$0	$0	$0	$0	$0
Community Invest. Tax II	0	0	0	0	0	0	0	0	0	0
Community Invest. Tax III	0	0	0	0	0	0	0	0	0	0
Community Invest. Tax IV	0	0	0	0	0	0	0	0	0	0
Enterprise Fees	0	0	0	0	0	0	0	0	0	0
Financing	1,035	1,035	0	0	0	0	0	0	0	0
General Revenues-CW	0	0	0	0	0	0	0	0	0	0
General Revenues-UA	682	566	117	0	0	0	0	0	0	0
Grants & County Match	0	0	0	0	0	0	0	0	0	0
Impact Fees	576	128	448	0	0	0	0	0	0	0
Mobility Fees	0	0	0	0	0	0	0	0	0	0
Other	0	0	0	0	0	0	0	0	0	0
Undetermined	0	0	0	0	0	0	0	0	0	0
Subtotal FY 26			$565	$0						
Total	**$2,293**	**$1,728**	**$565**		**$0**	**$0**	**$0**	**$0**	**$0**	**$0**

Uses of Funds (in $000s):	Total Estimated Cost	Prior Expenses	FY 26 Carryforward	FY 26 Additional	FY 27	FY 28	FY 29	FY 30	FY 31	Future
Capital [1]	$2,293	$1,728	$565	$0	$0	$0	$0	$0	$0	$0
Contributions [2]	0	0	0	0	0	0	0	0	0	0
Non-Capital [3]	0	0	0	0	0	0	0	0	0	0
Subtotal FY 26			$565	$0						
Total	**$2,293**	**$1,728**	**$565**		**$0**	**$0**	**$0**	**$0**	**$0**	**$0**

[1] Capital includes, but is not limited to, expenses related to capitalizable Development, Design, Land Acquisition, Equipment, Construction and Administration required to complete the project.
[2] Contributions includes, but is not limited to, funding through an agreement to other Government Agencies, Youth Organizations, Cultural Service Organizations and other Non-Profit Organizations.
[3] Non-Capital includes, but is not limited to, expenses related to Building Maintenance, Grounds & Landscaping Maintenance, Non-Capitalizable Equipment and other Professional Services.

PROJECT TITLE:
UPPER TAMPA BAY TRAIL IV
CIE REQUIREMENTS: Y
LEVEL OF SERVICE IMPACT: E

PROJECT NUMBER: C69661000

PROGRAM: TRANSPORTATION

PROJECT DESCRIPTION:
The Upper Tampa Bay Trail is located in residential northwest Hillsborough County. Currently, the trail runs along the west shore of Channel A from a trailhead off Memorial Highway/Montague Street, past Waters Avenue, Linebaugh, and then due north to Gunn Highway, Ehrlich Road and ending at Peterson Road Park. The trail continues north from Van Dyke Road north and then east to the trailhead on Lutz Lake Fern Road, connecting to the Suncoast Trail at the Veterans Expressway. This project includes design, land acquisition, and construction to complete the section of multi-use trail between Peterson Road Park and Van Dyke Road.

Neighborhood Community Area:
East Rural

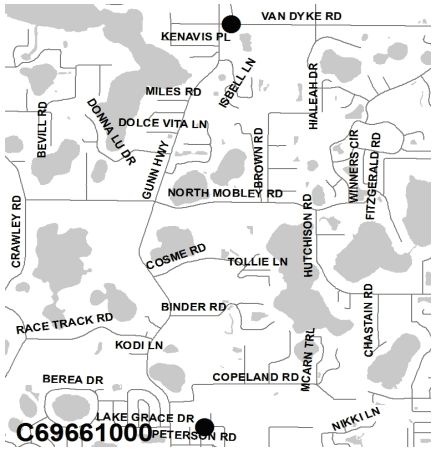

OPERATING COST IMPACT:
Impact on annual operating and maintenance costs is to be determined.

PROJECT COMPLETION DATE: TBD

Sources of Funds (in $000s):	Total Estimated Sources	Prior Funding	FY 26 Carryforward	FY 26 Additional	FY 27	FY 28	FY 29	FY 30	FY 31	Future
ARP Funds	$0	$0	$0	$0	$0	$0	$0	$0	$0	$0
Community Invest. Tax II	0	0	0	0	0	0	0	0	0	0
Community Invest. Tax III	0	0	0	0	0	0	0	0	0	0
Community Invest. Tax IV	0	0	0	0	0	0	0	0	0	0
Enterprise Fees	0	0	0	0	0	0	0	0	0	0
Financing	0	0	0	0	0	0	0	0	0	0
General Revenues-CW	12,500	265	12,235	0	0	0	0	0	0	0
General Revenues-UA	0	0	0	0	0	0	0	0	0	0
Grants & County Match	0	0	0	0	0	0	0	0	0	0
Impact Fees	0	0	0	0	0	0	0	0	0	0
Mobility Fees	0	0	0	0	0	0	0	0	0	0
Other	0	0	0	0	0	0	0	0	0	0
Undetermined	0	0	0	0	0	0	0	0	0	0
Subtotal FY 26			$12,235	$0						
Total	**$12,500**	**$265**	**$12,235**		**$0**	**$0**	**$0**	**$0**	**$0**	**$0**

Uses of Funds (in $000s):	Total Estimated Cost	Prior Expenses	FY 26 Carryforward	FY 26 Additional	FY 27	FY 28	FY 29	FY 30	FY 31	Future
Capital [1]	$12,500	$265	$12,235	$0	$0	$0	$0	$0	$0	$0
Contributions [2]	0	0	0	0	0	0	0	0	0	0
Non-Capital [3]	0	0	0	0	0	0	0	0	0	0
Subtotal FY 26			$12,235	$0						
Total	**$12,500**	**$265**	**$12,235**		**$0**	**$0**	**$0**	**$0**	**$0**	**$0**

[1] Capital includes, but is not limited to, expenses related to capitalizable Development, Design, Land Acquisition, Equipment, Construction and Administration required to complete the project.
[2] Contributions includes, but is not limited to, funding through an agreement to other Government Agencies, Youth Organizations, Cultural Service Organizations and other Non-Profit Organizations.
[3] Non-Capital includes, but is not limited to, expenses related to Building Maintenance, Grounds & Landscaping Maintenance, Non-Capitalizable Equipment and other Professional Services.

PROJECT TITLE:
VAN DYKE ROAD CORRIDOR IMPROVEMENTS (GUNN HWY TO EAST OF WHIRLEY RD)

PROJECT NUMBER: C69646000

CIE REQUIREMENTS: Y

LEVEL OF SERVICE IMPACT: E

PROGRAM: TRANSPORTATION

PROJECT DESCRIPTION:

This project will widen Van Dyke Rd, from Whirley Rd to Suncoast Pkwy (approximately 2 miles) from a 2-lane undivided road, to a 4-lane divided facility. Includes enhanced pedestrian, bicycle and bus facilities, and improvements to the associated stormwater drainage. Additional items include: Intersection improvements, enhanced pedestrian safety features such as sidewalks, enhanced crosswalks and signals. A shared-use trail connection from the Upper Tampa Bay Trail to the Northdale Lake Park Trail will also be provided.

OPERATING COST IMPACT:

Impact on annual operating and maintenance costs is to be determined.

PROJECT COMPLETION DATE: TBD

Neighborhood Community Area:

Lutz

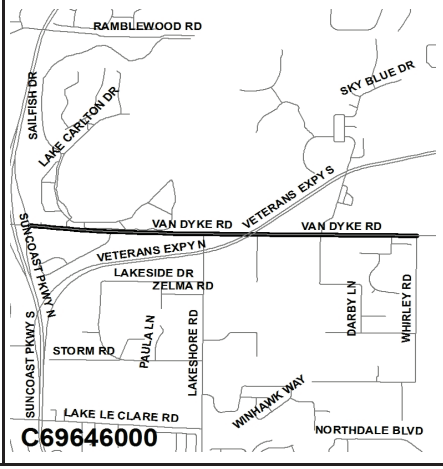

Sources of Funds (in $000s):	Total Estimated Sources	Prior Funding	FY 26 Carryforward	FY 26 Additional	FY 27	FY 28	FY 29	FY 30	FY 31	Future
ARP Funds	$0	$0	$0	$0	$0	$0	$0	$0	$0	$0
Community Invest. Tax II	0	0	0	0	0	0	0	0	0	0
Community Invest. Tax III	0	0	0	0	0	0	0	0	0	0
Community Invest. Tax IV	12,500	0	0	12,500	0	0	0	0	0	0
Enterprise Fees	0	0	0	0	0	0	0	0	0	0
Financing	0	0	0	0	0	0	0	0	0	0
General Revenues-CW	0	0	0	0	0	0	0	0	0	0
General Revenues-UA	0	0	0	0	0	0	0	0	0	0
Grants & County Match	0	0	0	0	0	0	0	0	0	0
Impact Fees	1,097	822	128	147	0	0	0	0	0	0
Mobility Fees	13,950	5,631	3,319	5,000	0	0	0	0	0	0
Other	380	0	380	0	0	0	0	0	0	0
Undetermined	96,036	0	0	0	0	0	0	0	0	96,036
Subtotal FY 26			$3,827	$17,647						
Total	**$123,964**	**$6,453**	**$21,475**		**$0**	**$0**	**$0**	**$0**	**$0**	**$96,036**

Uses of Funds (in $000s):	Total Estimated Cost	Prior Expenses	FY 26 Carryforward	FY 26 Additional	FY 27	FY 28	FY 29	FY 30	FY 31	Future
Capital [1]	$123,964	$6,453	$3,827	$17,647	$0	$0	$0	$0	$0	$96,036
Contributions [2]	0	0	0	0	0	0	0	0	0	0
Non-Capital [3]	0	0	0	0	0	0	0	0	0	0
Subtotal FY 26			$3,827	$17,647						
Total	**$123,964**	**$6,453**	**$21,475**		**$0**	**$0**	**$0**	**$0**	**$0**	**$96,036**

[1] Capital includes, but is not limited to, expenses related to capitalizable Development, Design, Land Acquisition, Equipment, Construction and Administration required to complete the project.

[2] Contributions includes, but is not limited to, funding through an agreement to other Government Agencies, Youth Organizations, Cultural Service Organizations and other Non-Profit Organizations.

[3] Non-Capital includes, but is not limited to, expenses related to Building Maintenance, Grounds & Landscaping Maintenance, Non-Capitalizable Equipment and other Professional Services.

Hillsborough County Florida

For more information, contact the Management & Budget Department
(813) 272-5890 • HCFL.gov/Budget

Water Enterprise Program

Hillsborough County Florida

For more information, contact the Management & Budget Department
(813) 272-5890 • HCFL.gov/Budget

WATER ENTERPRISE PROGRAM
SOURCES AND USES OF FUNDS SUMMARY
(in thousands)

Sources of Funds:	TOTAL ESTIMATED SOURCES	PRIOR FUNDING	FY 26 Carryforward	FY 26 Additional	FY 27	FY 28	FY 29	FY 30	FY 31	FUTURE
ARP Funds	$74,989	$22,555	$52,445	($11)	$0	$0	$0	$0	$0	$0
Enterprise Fees	1,361,451	449,191	295,637	165,069	94,229	81,351	36,912	36,726	37,471	164,865
Financing	5,718,742	252,386	152,325	903,868	306,826	192,200	133,130	82,940	127,745	3,567,322
Grants & County Match	59,636	8,208	41,327	0	0	0	0	0	0	10,100
Impact Fees	49,585	9,934	39,650	0	0	0	0	0	0	0
Other	5,021	4,062	938	21	0	0	0	0	0	0
Subtotal FY 26			$582,323	$1,068,947						
Total	**$7,269,424**	**$746,336**	**$1,651,270**		**$401,055**	**$273,551**	**$170,042**	**$119,666**	**$165,216**	**$3,742,287**

TOTAL FY 26 - FY 31 = $2,780,800

Uses of Funds:	TOTAL ESTIMATED COST	PRIOR EXPENSES	FY 26 Carryforward	FY 26 Additional	FY 27	FY 28	FY 29	FY 30	FY 31	FUTURE
Capital [1]	$7,223,231	$741,124	$553,006	$1,057,783	$400,555	$273,551	$170,042	$119,666	$165,216	$3,742,287
Contributions [2]	2,100	0	0	2,100	0	0	0	0	0	0
Non-Capital [3]	44,093	5,212	29,317	9,064	500	0	0	0	0	0
Subtotal FY 26			$582,323	$1,068,947						
Total	**$7,269,424**	**$746,336**	**$1,651,270**		**$401,055**	**$273,551**	**$170,042**	**$119,666**	**$165,216**	**$3,742,287**

TOTAL FY 26 - FY 31 = $2,780,800

[1] Capital includes, but is not limited to, expenses related to capitalizable Development, Design, Land Acquisition, Equipment, Construction and Administration required to complete the project.

[2] Contributions includes, but is not limited to, funding through an agreement to other Government Agencies, Youth Organizations, Cultural Service Organizations and other Non-Profit Organizations.

[3] Non-Capital includes, but is not limited to, expenses related to Building Maintenance, Grounds & Landscaping Maintenance, Non-Capitalizable Equipment and other Professional Services.

WATER ENTERPRISE PROGRAM
COMPLETED AND CANCELED PROJECTS - FY 25

PROJECT NUMBER	PROJECT TITLE	ACTUAL/PROJECTED COMPLETION DATE (1)
CONSOLIDATED PROJECT		
C32023000	TBW Test Well Connection to WRD System - One Water	Consolidated with C32012000

(1) Includes projects anticipated to be completed by 09/30/25

WATER ENTERPRISE PROGRAM
PROJECTS SUMMARY SCHEDULE
(in thousands)

PROJECT NUMBER	PROJECT TITLE	TOTAL ESTIMATED COST	PRIOR EXPENSES	FY 26		FY 27	FY 28	FY 29	FY 30	FY 31	FUTURE	PROJECT COMPLETION DATE
				Carryforward	Additional							
C10314000	Balm Rd Super Pump Station and Forcemain	$75,955	$2,804	$14,276	$56,000	$1,250	$1,000	$625	$0	$0	$0	Sep 2030
C10345000*	Biosolids Reuse Program	52,500	0	0	0	0	0	0	0	0	52,500	TBD
C32020000^	BSOC Expansion	36,780	0	0	0	0	0	0	0	0	36,780	TBD
C10343000*	Collection System Improvements to One Water	133,150	0	0	0	0	0	5,000	15,750	58,700	53,700	TBD
C10327000	Countywide Aquifer Recharge Program (MP)	104,900	984	9,016	12,500	24,000	10,800	11,030	0	0	36,570	Ongoing
C31979000	Countywide Non-Urgent Facility R&R (MP)	14,717	8,777	363	564	500	500	500	500	513	2,500	Ongoing
C31977000	Countywide Potable Water Transmission and Distribution System (MP)	54,576	24,694	11,115	0	1,900	1,900	2,000	2,030	2,081	8,856	Ongoing
C10171000	Countywide Wastewater Collection and Transmission System (MP)	147,444	44,624	11,710	23,127	6,426	6,600	6,142	6,327	6,485	36,003	Ongoing
C10138000	Countywide Wastewater Pump Stations R&R (MP)	264,455	108,798	17,381	13,670	14,465	14,600	12,500	13,000	13,325	56,716	Ongoing
C10340000	Countywide Water & Wastewater Extension - ARP Act 3 Funds (MP)	3,222	544	2,681	(3)	0	0	0	0	0	0	Dec 2027
C10280000	Crosby Road Force Main	8,708	1,918	4,068	2,722	0	0	0	0	0	0	Jun 2027
C32027000*	Facility and Cyber-Security Improvements	7,500	0	0	0	0	0	0	0	0	7,500	TBD
C10341000	Falkenburg Improvements	124,200	2,209	17,291	9,180	55,920	39,600	0	0	0	0	Dec 2030
C10293000	Falkenburg Structural Rehabilitation	168	108	60	0	0	0	0	0	0	0	Post Construction
C10302000	Franchise Acquisition and Connection-Sunset & Windemere (NW Service Area)	42,255	5,146	12,909	24,200	0	0	0	0	0	0	Oct 2029
C10299000	Gibsonton Area Septic to Sewer Conversion Program	193,629	2,248	8,160	11,221	0	0	0	0	0	172,000	TBD
C10318000	Gibsonton Area Septic to Sewer Conversion Program - ARP Act 3 Funds	66,700	18,775	47,925	0	0	0	0	0	0	0	Dec 2026
C10346000*	Lift Station Resiliency in Flooded Areas	50,000	0	0	0	0	0	0	0	0	50,000	TBD
C10768000	Low Pressure Sewer System (LPSS) (MP)	31,887	22,721	634	750	773	796	820	844	865	3,683	Ongoing
C10310000	LPSS SCADA System Replacement (MP)	3,263	825	2,437	0	0	0	0	0	0	0	Dec 2026
C10304000	Maintenance Facility (NW Service Area)	14,550	491	14,059	0	0	0	0	0	0	0	Jan 2030
C32025000	Neighborhood Pipeline Retrofit Program (MP)	507,366	0	500	11,650	26,650	27,100	50,600	61,190	62,720	266,956	Ongoing
C10342000	Northwest AWWTF Structural Eval & Repairs	10,000	0	2,000	8,000	0	0	0	0	0	0	Apr 2030
C10238000	Northwest Hillsborough Aquifer Recharge Program (NHARP)	4,250	4,138	112	0	0	0	0	0	0	0	Dec 2026
C10313000	Northwest RWRF Access Roads from Citrus Park Dr	6,070	386	384	5,300	0	0	0	0	0	0	Jan 2029
C10312000	Northwest RWRF Odor Control	3,879	1,697	2,182	0	0	0	0	0	0	0	Jul 2027
C10303000	Operations Building (NWRWRF)	13,228	533	12,695	0	0	0	0	0	0	0	Jan 2030
C32021000	Palm River Service Area Purchase and Connection (MP)	131,071	0	57,996	(56,925)	0	0	0	0	0	130,000	TBD
C10297000	Palm River Utility Expansion Program (Septic to Sewer)	225,600	7	7,993	0	0	0	0	0	0	217,600	TBD
C10319000	Palm River Utility Expansion Program Septic to Sewer - ARP Act 3 Funds	7,000	2,277	4,723	0	0	0	0	0	0	0	Dec 2026
C30116000	Potable Water Treatment Plant R&R (MP)	62,401	24,671	3,364	3,310	6,921	2,800	2,900	2,900	2,973	12,562	Ongoing
C32022000^	Potential New Point of Connection for TBW	350,000	0	0	0	0	0	0	0	0	350,000	TBD
C31978000	Public Utilities Telemetry / Data Network and Support Program (MP)	22,700	8,626	1,201	1,140	1,250	1,250	1,250	1,250	1,281	5,453	Ongoing
C10795000	Reclaimed Water Pump Station & Remote Telemetry Monitoring (MP)	18,239	5,671	1,922	71	870	700	700	1,300	1,333	5,672	Ongoing
C19017000	Reclaimed Water Transmission Main Extensions to New and Existing Customers (MP)	10,770	3,076	229	955	600	600	600	745	764	3,200	Ongoing
C10745000	Regional Wastewater Treatment Plant R&R (MP)	152,270	68,659	7,307	4,300	5,625	7,000	7,000	8,200	8,405	35,774	Ongoing
C10296000	Ruskin and Wimauma Sewer System	291,946	1,618	10,328	0	0	0	0	0	0	280,000	TBD
C10320000	Ruskin and Wimauma Sewer System - ARP Act 3 Funds	36,103	7,863	28,240	0	0	0	0	0	0	0	Dec 2026

WATER ENTERPRISE PROGRAM
PROJECTS SUMMARY SCHEDULE
(in thousands)

PROJECT NUMBER	PROJECT TITLE	TOTAL ESTIMATED COST	PRIOR EXPENSES	FY 26 Carryforward	FY 26 Additional	FY 27	FY 28	FY 29	FY 30	FY 31	FUTURE	PROJECT COMPLETION DATE
C10326000***	Ruskin and Wimauma Water and Sewer Connection – ARP Act 3 Funds	2,000	0	2,000	0	0	0	0	0	0	0	Dec 2026
C32019000	Ruskin Potable Water Transmission Main	41,100	0	1,100	1,500	15,500	23,000	0	0	0	0	Jun 2029
C32017000	Service Area Purchases (MP)	50,000	0	0	0	0	0	0	0	0	50,000	Ongoing
C32029000*	Services to Infill Areas (Includes Potable and Septic to Sewer)	1,480,400	0	0	0	0	0	0	0	0	1,480,400	TBD
C10344000*	South Central Reclaimed Water System Additions	20,000	0	0	0	0	20,000	0	0	0	0	TBD
C10298000	South County AWWTF Modular Expansion	117,448	95,369	26,120	(4,042)	0	0	0	0	0	0	Sep 2027
C32012000	South County Drinking Water Facility PH1 - One Water	202,519	0	17,589	0	182,830	2,100	0	0	0	0	Dec 2029
C32018000	South County Drinking Water Facility PH2 - One Water	135,800	0	0	0	0	0	0	0	0	135,800	TBD
C32013000	South County Drinking Water Transmission Main - One Water	132,974	131,017	2,457	(500)	0	0	0	0	0	0	Apr 2027
C32028000*	South County Drinking Water Transmission Main Extension	75,000	0	0	0	0	0	0	0	0	75,000	TBD
C10301000	South County One Water Campus AWWTF	785,321	8,687	86,976	666,784	1,250	21,000	625	0	0	0	Sep 2030
C10308000	South County Reclaimed Water Pipeline Corridor - One Water	111,168	3,654	22,369	82,270	1,250	1,000	625	0	0	0	Sep 2030
C10309000	South County Wastewater Pipeline Corridor - One Water	170,119	3,273	40,820	123,151	1,250	1,000	625	0	0	0	Sep 2030
C10259000	South Hillsborough Aquifer Recharge Program (SHARP)	20,806	19,522	1,284	0	0	0	0	0	0	0	Dec 2026
C32014000	Tampa Bay Water Transmission Main	133,442	45,042	0	35,000	30,000	23,400	0	0	0	0	Dec 2029
C32016000	Turbine Power to Fawn Ridge WTP	5,925	255	3,970	1,700	0	0	0	0	0	0	Dec 2029
C10322000	University Area Septic to Sewer Innovation Area	45,000	0	0	0	0	0	0	0	0	45,000	TBD
C10317000	University Area Septic to Sewer Innovation Area - ARP Act 3 Funds	1,417	1,246	179	(8)	0	0	0	0	0	0	Dec 2026
C31945000	Utility Relocation (MP)	132,665	55,920	15,766	9,060	5,150	5,305	5,500	5,630	5,771	24,562	Ongoing
C10311000	Valrico Aeration Improvements	3,120	2,152	967	0	0	0	0	0	0	0	Post Construction
C10290000	Valrico Energy Enhancements	2,726	226	0	0	0	0	0	0	0	2,500	TBD
C10291000^	Valrico Equalization Basin	698	643	55	0	0	0	0	0	0	0	Post Construction
C10338000	Valrico Improvements	62,000	1,076	32,249	0	13,675	15,000	0	0	0	0	Dec 2030
C10337000	Valrico Improvements (Additional Capacity)	105,000	0	0	0	0	0	0	0	0	105,000	TBD
C10339000	Van Dyke Flow Diversion (Pump Station and Pipeline)	86,000	0	0	0	2,000	23,000	61,000	0	0	0	Jul 2031
C10300000	Van Dyke Immediate Facility Improvements	8,326	2,515	5,811	0	0	0	0	0	0	0	Dec 2027
C10323000	Waters Ave Forcemain Replacement	26,500	444	3,756	22,300	0	0	0	0	0	0	Dec 2028
C10324000	Williams Rd Forcemain Extension	18,500	404	3,596	0	0	14,500	0	0	0	0	Sep 2031
C32026000*	Williams Rd Potable Water Main	10,000	0	0	0	1,000	9,000	0	0	0	0	TBD
	Subtotal FY 26			$582,323	$1,068,947							
	Total Water Enterprise Program	$7,269,424	$746,336	$1,651,270		$401,055	$273,551	$170,042	$119,666	$165,216	$3,742,287	

TOTAL FY 26 - FY 31 = $2,780,800

* New Project TBD - To be Determined

*** Formerly known as Wimauma Water and Sewer Connection – ARP Act 3 Funds

^ Re-Activated Project shown as deferred in prior CIP

(MP) - Master Project - A listing of sub-projects under this master project will appear in the Appendix section of the CIP document.

Note: Some projects have "Post Construction" in the Project Completion Date column. These projects have finished their primary construction phases and may have been placed in use; nevertheless, these projects still have unspent balances that are earmarked for post-construction project costs.

PROJECT TITLE:
BALM RD SUPER PUMP STATION AND FORCEMAIN
CIE REQUIREMENTS: Y
LEVEL OF SERVICE IMPACT: F

PROJECT NUMBER: C10314000

PROGRAM: WATER ENTERPRISE

PROJECT DESCRIPTION:
Design and construction of a new wastewater pump station on County-owned property (Folio Number 077800-0000) and a new wastewater force main along Balm Riverview Road.

Neighborhood Community Area:
Balm

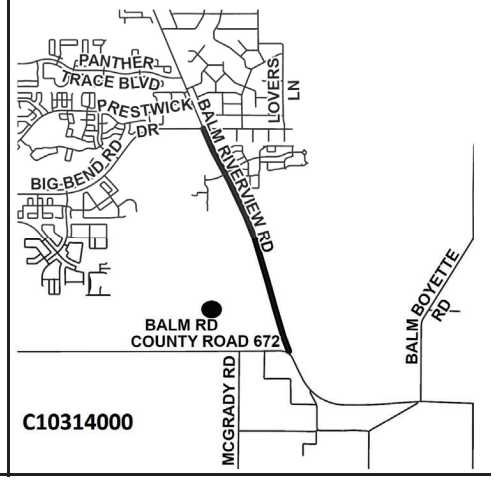

OPERATING COST IMPACT:
No significant change in annual operating costs is anticipated.

PROJECT COMPLETION DATE: Sep 2030

Sources of Funds (in $000s):	Total Estimated Sources	Prior Funding	FY 26 Carryforward	FY 26 Additional	FY 27	FY 28	FY 29	FY 30	FY 31	Future
ARP Funds	$0	$0	$0	$0	$0	$0	$0	$0	$0	$0
Enterprise Fees	19,475	2,324	14,276	0	1,250	1,000	625	0	0	0
Financing	56,481	481	0	56,000	0	0	0	0	0	0
Grants & County Match	0	0	0	0	0	0	0	0	0	0
Impact Fees	0	0	0	0	0	0	0	0	0	0
Other	0	0	0	0	0	0	0	0	0	0
Subtotal FY 26			$14,276	$56,000						
Total	**$75,955**	**$2,804**	**$70,276**		**$1,250**	**$1,000**	**$625**	**$0**	**$0**	**$0**

Uses of Funds (in $000s):	Total Estimated Cost	Prior Expenses	FY 26 Carryforward	FY 26 Additional	FY 27	FY 28	FY 29	FY 30	FY 31	Future
Capital [1]	$75,955	$2,804	$14,276	$56,000	$1,250	$1,000	$625	$0	$0	$0
Contributions [2]	0	0	0	0	0	0	0	0	0	0
Non-Capital [3]	0	0	0	0	0	0	0	0	0	0
Subtotal FY 26			$14,276	$56,000						
Total	**$75,955**	**$2,804**	**$70,276**		**$1,250**	**$1,000**	**$625**	**$0**	**$0**	**$0**

[1] Capital includes, but is not limited to, expenses related to capitalizable Development, Design, Land Acquisition, Equipment, Construction and Administration required to complete the project.
[2] Contributions includes, but is not limited to, funding through an agreement to other Government Agencies, Youth Organizations, Cultural Service Organizations and other Non-Profit Organizations.
[3] Non-Capital includes, but is not limited to, expenses related to Building Maintenance, Grounds & Landscaping Maintenance, Non-Capitalizable Equipment and other Professional Services.

PROJECT TITLE:
BIOSOLIDS REUSE PROGRAM
CIE REQUIREMENTS: Y
LEVEL OF SERVICE IMPACT: F

PROJECT NUMBER: C10345000

PROGRAM: WATER ENTERPRISE

PROJECT DESCRIPTION:
This project is designed as a public-private partnership with two goals: 1) sustainable and beneficial reuse of biosolids, and 2) elimination of land applications. The Water Resources Department (WRD) will advertise a request for solutions to identify private partner who will design, build, operate, and maintain a biosolids facility to accept all Hillsborough County biosolids and potentially those of other local municipalities. The goal will be disposal and beneficial reuse, as well as destruction of PFAS.

Neighborhood Community Area:
Countywide

OPERATING COST IMPACT:
Impact on annual operating and maintenance costs is to be determined.

PROJECT COMPLETION DATE: TBD

Sources of Funds (in $000s):	Total Estimated Sources	Prior Funding	FY 26 Carryforward	FY 26 Additional	FY 27	FY 28	FY 29	FY 30	FY 31	Future
ARP Funds	$0	$0	$0	$0	$0	$0	$0	$0	$0	$0
Enterprise Fees	0	0	0	0	0	0	0	0	0	0
Financing	52,500	0	0	0	0	0	0	0	0	52,500
Grants & County Match	0	0	0	0	0	0	0	0	0	0
Impact Fees	0	0	0	0	0	0	0	0	0	0
Other	0	0	0	0	0	0	0	0	0	0
Subtotal FY 26			$0	$0						
Total	**$52,500**	**$0**	**$0**		**$0**	**$0**	**$0**	**$0**	**$0**	**$52,500**

Uses of Funds (in $000s):	Total Estimated Cost	Prior Expenses	FY 26 Carryforward	FY 26 Additional	FY 27	FY 28	FY 29	FY 30	FY 31	Future
Capital [1]	$52,500	$0	$0	$0	$0	$0	$0	$0	$0	$52,500
Contributions [2]	0	0	0	0	0	0	0	0	0	0
Non-Capital [3]	0	0	0	0	0	0	0	0	0	0
Subtotal FY 26			$0	$0						
Total	**$52,500**	**$0**	**$0**		**$0**	**$0**	**$0**	**$0**	**$0**	**$52,500**

[1] Capital includes, but is not limited to, expenses related to capitalizable Development, Design, Land Acquisition, Equipment, Construction and Administration required to complete the project.
[2] Contributions includes, but is not limited to, funding through an agreement to other Government Agencies, Youth Organizations, Cultural Service Organizations and other Non-Profit Organizations.
[3] Non-Capital includes, but is not limited to, expenses related to Building Maintenance, Grounds & Landscaping Maintenance, Non-Capitalizable Equipment and other Professional Services.

PROJECT TITLE:
BSOC EXPANSION
CIE REQUIREMENTS: Y
LEVEL OF SERVICE IMPACT: F

PROJECT NUMBER: C32020000

PROGRAM: WATER ENTERPRISE

PROJECT DESCRIPTION:
Expand the existing BSOC administration/operations building to provide additional office space for relocation of existing staff from other facilities and allow for additional future staff to be located at this facility. The additional space allows for greater centralization of the Water Resources Dept., and fosters operational efficiencies.

Neighborhood Community Area:
Brandon

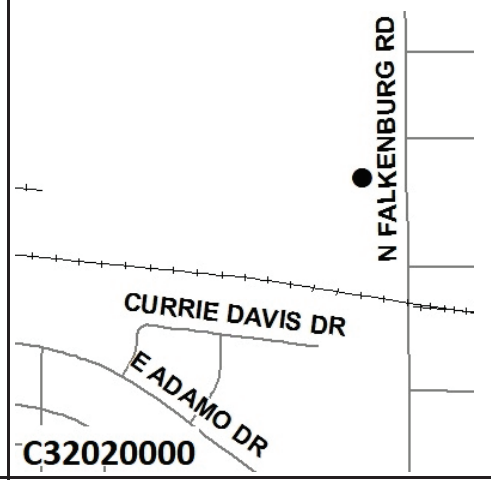

OPERATING COST IMPACT:
No significant change in annual operating costs is anticipated.

PROJECT COMPLETION DATE: TBD

Sources of Funds (in $000s):	Total Estimated Sources	Prior Funding	FY 26 Carryforward	FY 26 Additional	FY 27	FY 28	FY 29	FY 30	FY 31	Future
ARP Funds	$0	$0	$0	$0	$0	$0	$0	$0	$0	$0
Enterprise Fees	0	0	0	0	0	0	0	0	0	0
Financing	36,780	0	0	0	0	0	0	0	0	36,780
Grants & County Match	0	0	0	0	0	0	0	0	0	0
Impact Fees	0	0	0	0	0	0	0	0	0	0
Other	0	0	0	0	0	0	0	0	0	0
Subtotal FY 26			$0	$0						
Total	**$36,780**	**$0**	**$0**		**$0**	**$0**	**$0**	**$0**	**$0**	**$36,780**

Uses of Funds (in $000s):	Total Estimated Cost	Prior Expenses	FY 26 Carryforward	FY 26 Additional	FY 27	FY 28	FY 29	FY 30	FY 31	Future
Capital [1]	$36,780	$0	$0	$0	$0	$0	$0	$0	$0	$36,780
Contributions [2]	0	0	0	0	0	0	0	0	0	0
Non-Capital [3]	0	0	0	0	0	0	0	0	0	0
Subtotal FY 26			$0	$0						
Total	**$36,780**	**$0**	**$0**		**$0**	**$0**	**$0**	**$0**	**$0**	**$36,780**

[1] Capital includes, but is not limited to, expenses related to capitalizable Development, Design, Land Acquisition, Equipment, Construction and Administration required to complete the project.
[2] Contributions includes, but is not limited to, funding through an agreement to other Government Agencies, Youth Organizations, Cultural Service Organizations and other Non-Profit Organizations.
[3] Non-Capital includes, but is not limited to, expenses related to Building Maintenance, Grounds & Landscaping Maintenance, Non-Capitalizable Equipment and other Professional Services.

PROJECT TITLE:
COLLECTION SYSTEM IMPROVEMENTS TO ONE WATER
CIE REQUIREMENTS: Y
LEVEL OF SERVICE IMPACT: F

PROJECT NUMBER: C10343000

PROGRAM: WATER ENTERPRISE

PROJECT DESCRIPTION:
Install improvements necessary to pump additional wastewater to the One Water Campus AWWTF

Neighborhood Community Area:
Countywide

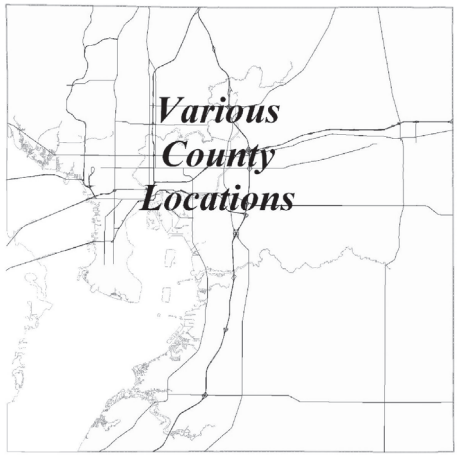

OPERATING COST IMPACT:
Impact on annual operating and maintenance costs is to be determined.

PROJECT COMPLETION DATE: TBD

Sources of Funds (in $000s):	Total Estimated Sources	Prior Funding	FY 26 Carryforward	FY 26 Additional	FY 27	FY 28	FY 29	FY 30	FY 31	Future
ARP Funds	$0	$0	$0	$0	$0	$0	$0	$0	$0	$0
Enterprise Fees	0	0	0	0	0	0	0	0	0	0
Financing	133,150	0	0	0	0	0	5,000	15,750	58,700	53,700
Grants & County Match	0	0	0	0	0	0	0	0	0	0
Impact Fees	0	0	0	0	0	0	0	0	0	0
Other	0	0	0	0	0	0	0	0	0	0
Subtotal FY 26			$0	$0						
Total	**$133,150**	**$0**	**$0**		**$0**	**$0**	**$5,000**	**$15,750**	**$58,700**	**$53,700**

Uses of Funds (in $000s):	Total Estimated Cost	Prior Expenses	FY 26 Carryforward	FY 26 Additional	FY 27	FY 28	FY 29	FY 30	FY 31	Future
Capital [1]	$133,150	$0	$0	$0	$0	$0	$5,000	$15,750	$58,700	$53,700
Contributions [2]	0	0	0	0	0	0	0	0	0	0
Non-Capital [3]	0	0	0	0	0	0	0	0	0	0
Subtotal FY 26			$0	$0						
Total	**$133,150**	**$0**	**$0**		**$0**	**$0**	**$5,000**	**$15,750**	**$58,700**	**$53,700**

[1] Capital includes, but is not limited to, expenses related to capitalizable Development, Design, Land Acquisition, Equipment, Construction and Administration required to complete the project.
[2] Contributions includes, but is not limited to, funding through an agreement to other Government Agencies, Youth Organizations, Cultural Service Organizations and other Non-Profit Organizations.
[3] Non-Capital includes, but is not limited to, expenses related to Building Maintenance, Grounds & Landscaping Maintenance, Non-Capitalizable Equipment and other Professional Services.

PROJECT TITLE:
COUNTYWIDE AQUIFER RECHARGE PROGRAM (MP)
CIE REQUIREMENTS: Y
LEVEL OF SERVICE IMPACT: F

PROJECT NUMBER: C10327000

PROGRAM: WATER ENTERPRISE

PROJECT DESCRIPTION:
This program provides for the investigation, design, and construction of additional reclaimed water recharge wells, monitoring wells, exploratory wells, transmission mains, and interconnects Countywide.

Neighborhood Community Area:
Countywide

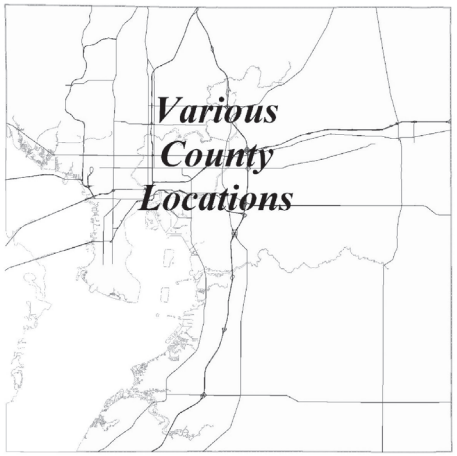

OPERATING COST IMPACT:
No significant change in annual operating costs is anticipated.

PROJECT COMPLETION DATE: Ongoing

Sources of Funds (in $000s):	Total Estimated Sources	Prior Funding	FY 26 Carryforward	FY 26 Additional	FY 27	FY 28	FY 29	FY 30	FY 31	Future
ARP Funds	$0	$0	$0	$0	$0	$0	$0	$0	$0	$0
Enterprise Fees	8,500	984	7,516	0	0	0	0	0	0	0
Financing	94,900	0	0	12,500	24,000	10,800	11,030	0	0	36,570
Grants & County Match	1,500	0	1,500	0	0	0	0	0	0	0
Impact Fees	0	0	0	0	0	0	0	0	0	0
Other	0	0	0	0	0	0	0	0	0	0
Subtotal FY 26			$9,016	$12,500						
Total	**$104,900**	**$984**	**$21,516**		**$24,000**	**$10,800**	**$11,030**	**$0**	**$0**	**$36,570**

Uses of Funds (in $000s):	Total Estimated Cost	Prior Expenses	FY 26 Carryforward	FY 26 Additional	FY 27	FY 28	FY 29	FY 30	FY 31	Future
Capital [1]	$104,900	$984	$9,016	$12,500	$24,000	$10,800	$11,030	$0	$0	$36,570
Contributions [2]	0	0	0	0	0	0	0	0	0	0
Non-Capital [3]	0	0	0	0	0	0	0	0	0	0
Subtotal FY 26			$9,016	$12,500						
Total	**$104,900**	**$984**	**$21,516**		**$24,000**	**$10,800**	**$11,030**	**$0**	**$0**	**$36,570**

[1] Capital includes, but is not limited to, expenses related to capitalizable Development, Design, Land Acquisition, Equipment, Construction and Administration required to complete the project.
[2] Contributions includes, but is not limited to, funding through an agreement to other Government Agencies, Youth Organizations, Cultural Service Organizations and other Non-Profit Organizations.
[3] Non-Capital includes, but is not limited to, expenses related to Building Maintenance, Grounds & Landscaping Maintenance, Non-Capitalizable Equipment and other Professional Services.

PROJECT TITLE:
COUNTYWIDE NON-URGENT FACILITY R&R (MP)
CIE REQUIREMENTS: Y
LEVEL OF SERVICE IMPACT: M

PROJECT NUMBER: C31979000

PROGRAM: WATER ENTERPRISE

PROJECT DESCRIPTION:
Renovation / replacement of countywide buildings and structures operated and maintained by the Water Enterprise.

Neighborhood Community Area:
Countywide

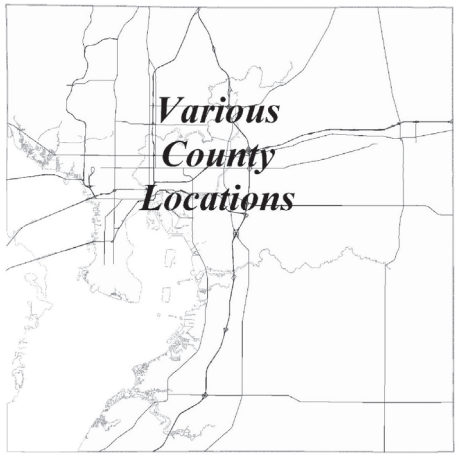

OPERATING COST IMPACT:
No significant change in annual operating costs is anticipated.

PROJECT COMPLETION DATE: Ongoing

Sources of Funds (in $000s):	Total Estimated Sources	Prior Funding	FY 26 Carryforward	FY 26 Additional	FY 27	FY 28	FY 29	FY 30	FY 31	Future
ARP Funds	$0	$0	$0	$0	$0	$0	$0	$0	$0	$0
Enterprise Fees	14,019	8,079	363	564	500	500	500	500	513	2,500
Financing	697	697	0	0	0	0	0	0	0	0
Grants & County Match	0	0	0	0	0	0	0	0	0	0
Impact Fees	0	0	0	0	0	0	0	0	0	0
Other	0	0	0	0	0	0	0	0	0	0
Subtotal FY 26			$363	$564						
Total	**$14,717**	**$8,777**	**$927**		**$500**	**$500**	**$500**	**$500**	**$513**	**$2,500**

Uses of Funds (in $000s):	Total Estimated Cost	Prior Expenses	FY 26 Carryforward	FY 26 Additional	FY 27	FY 28	FY 29	FY 30	FY 31	Future
Capital [1]	$12,939	$8,142	$284	$0	$0	$500	$500	$500	$513	$2,500
Contributions [2]	0	0	0	0	0	0	0	0	0	0
Non-Capital [3]	1,778	634	79	564	500	0	0	0	0	0
Subtotal FY 26			$363	$564						
Total	**$14,717**	**$8,777**	**$927**		**$500**	**$500**	**$500**	**$500**	**$513**	**$2,500**

[1] Capital includes, but is not limited to, expenses related to capitalizable Development, Design, Land Acquisition, Equipment, Construction and Administration required to complete the project.
[2] Contributions includes, but is not limited to, funding through an agreement to other Government Agencies, Youth Organizations, Cultural Service Organizations and other Non-Profit Organizations.
[3] Non-Capital includes, but is not limited to, expenses related to Building Maintenance, Grounds & Landscaping Maintenance, Non-Capitalizable Equipment and other Professional Services.

PROJECT TITLE: **PROJECT NUMBER: C31977000**
COUNTYWIDE POTABLE WATER TRANSMISSION AND DISTRIBUTION SYSTEM (MP)
CIE REQUIREMENTS: Y
LEVEL OF SERVICE IMPACT: M **PROGRAM: WATER ENTERPRISE**

PROJECT DESCRIPTION:
Design and construction of Countywide water transmission and distribution lines that require replacement or system upgrade. This project includes water distribution projects that improve level of service - pressure, quality, quantity and fire protection. This project will allow for limited line extensions to loop systems or provide fire protection. The County's existing water distribution system has small areas where improvements are required to meet our water quality and pressure goals.

Neighborhood Community Area:
Countywide

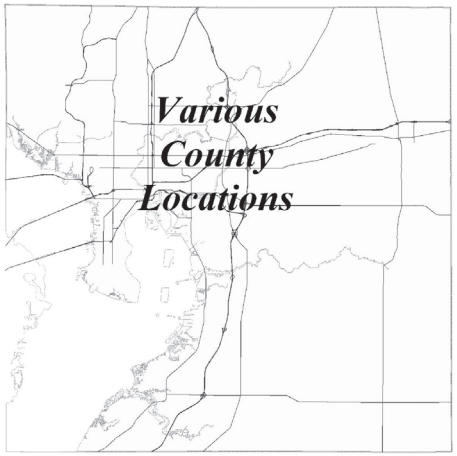

OPERATING COST IMPACT:
No significant change in annual operating costs is anticipated.

PROJECT COMPLETION DATE: Ongoing

Sources of Funds (in $000s):	Total Estimated Sources	Prior Funding	FY 26 Carryforward	FY 26 Additional	FY 27	FY 28	FY 29	FY 30	FY 31	Future
ARP Funds	$0	$0	$0	$0	$0	$0	$0	$0	$0	$0
Enterprise Fees	51,706	21,824	11,115	0	1,900	1,900	2,000	2,030	2,081	8,856
Financing	2,869	2,869	0	0	0	0	0	0	0	0
Grants & County Match	0	0	0	0	0	0	0	0	0	0
Impact Fees	0	0	0	0	0	0	0	0	0	0
Other	0	0	0	0	0	0	0	0	0	0
Subtotal FY 26			$11,115	$0						
Total	**$54,576**	**$24,694**	**$11,115**		**$1,900**	**$1,900**	**$2,000**	**$2,030**	**$2,081**	**$8,856**

Uses of Funds (in $000s):	Total Estimated Cost	Prior Expenses	FY 26 Carryforward	FY 26 Additional	FY 27	FY 28	FY 29	FY 30	FY 31	Future
Capital [1]	$54,575	$24,693	$11,115	$0	$1,900	$1,900	$2,000	$2,030	$2,081	$8,856
Contributions [2]	0	0	0	0	0	0	0	0	0	0
Non-Capital [3]	1	1	0	0	0	0	0	0	0	0
Subtotal FY 26			$11,115	$0						
Total	**$54,576**	**$24,694**	**$11,115**		**$1,900**	**$1,900**	**$2,000**	**$2,030**	**$2,081**	**$8,856**

[1] Capital includes, but is not limited to, expenses related to capitalizable Development, Design, Land Acquisition, Equipment, Construction and Administration required to complete the project.
[2] Contributions includes, but is not limited to, funding through an agreement to other Government Agencies, Youth Organizations, Cultural Service Organizations and other Non-Profit Organizations.
[3] Non-Capital includes, but is not limited to, expenses related to Building Maintenance, Grounds & Landscaping Maintenance, Non-Capitalizable Equipment and other Professional Services.

PROJECT TITLE: **PROJECT NUMBER: C10171000**
COUNTYWIDE WASTEWATER COLLECTION AND TRANSMISSION SYSTEM (MP)
CIE REQUIREMENTS: Y
LEVEL OF SERVICE IMPACT: M **PROGRAM: WATER ENTERPRISE**

PROJECT DESCRIPTION:
Design and construction of countywide wastewater force mains that require replacement or system upgrade. Portions of the existing wastewater collection and transmission system are reaching the end of their useful life. This aging infrastructure will take a significant investment to repair and replace.

Neighborhood Community Area:
Countywide

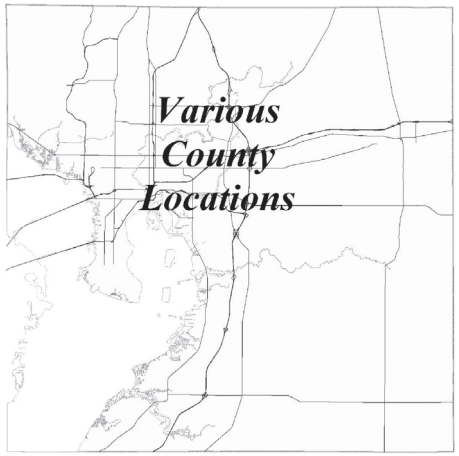

OPERATING COST IMPACT:
No significant change in annual operating costs is anticipated.

PROJECT COMPLETION DATE: Ongoing

Sources of Funds (in $000s):	Total Estimated Sources	Prior Funding	FY 26 Carryforward	FY 26 Additional	FY 27	FY 28	FY 29	FY 30	FY 31	Future
ARP Funds	$0	$0	$0	$0	$0	$0	$0	$0	$0	$0
Enterprise Fees	136,001	42,707	10,584	23,127	6,426	6,600	6,142	6,327	6,485	27,603
Financing	10,071	1,671	0	0	0	0	0	0	0	8,400
Grants & County Match	525	0	525	0	0	0	0	0	0	0
Impact Fees	0	0	0	0	0	0	0	0	0	0
Other	846	245	601	0	0	0	0	0	0	0
Subtotal FY 26			$11,710	$23,127						
Total	**$147,444**	**$44,624**	**$34,837**		**$6,426**	**$6,600**	**$6,142**	**$6,327**	**$6,485**	**$36,003**

Uses of Funds (in $000s):	Total Estimated Cost	Prior Expenses	FY 26 Carryforward	FY 26 Additional	FY 27	FY 28	FY 29	FY 30	FY 31	Future
Capital [1]	$144,399	$44,579	$11,210	$20,627	$6,426	$6,600	$6,142	$6,327	$6,485	$36,003
Contributions [2]	0	0	0	0	0	0	0	0	0	0
Non-Capital [3]	3,045	45	500	2,500	0	0	0	0	0	0
Subtotal FY 26			$11,710	$23,127						
Total	**$147,444**	**$44,624**	**$34,837**		**$6,426**	**$6,600**	**$6,142**	**$6,327**	**$6,485**	**$36,003**

[1] Capital includes, but is not limited to, expenses related to capitalizable Development, Design, Land Acquisition, Equipment, Construction and Administration required to complete the project.
[2] Contributions includes, but is not limited to, funding through an agreement to other Government Agencies, Youth Organizations, Cultural Service Organizations and other Non-Profit Organizations.
[3] Non-Capital includes, but is not limited to, expenses related to Building Maintenance, Grounds & Landscaping Maintenance, Non-Capitalizable Equipment and other Professional Services.

PROJECT TITLE: COUNTYWIDE WASTEWATER PUMP STATIONS R&R (MP)
PROJECT NUMBER: C10138000
CIE REQUIREMENTS: Y
LEVEL OF SERVICE IMPACT: M
PROGRAM: WATER ENTERPRISE

PROJECT DESCRIPTION:
This project provides for the annual major rehabilitation of 10 of the 850 pump stations owned, operated and maintained by the Water Enterprise. Failure to provide extensive maintenance will result in outages and increased O&M costs.

Neighborhood Community Area:
Countywide

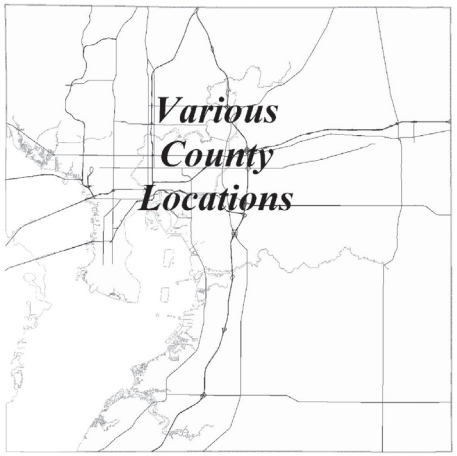

OPERATING COST IMPACT:
No significant change in annual operating costs is anticipated.

PROJECT COMPLETION DATE: Ongoing

Sources of Funds (in $000s):	Total Estimated Sources	Prior Funding	FY 26 Carryforward	FY 26 Additional	FY 27	FY 28	FY 29	FY 30	FY 31	Future
ARP Funds	$0	$0	$0	$0	$0	$0	$0	$0	$0	$0
Enterprise Fees	204,599	96,083	17,381	13,670	14,465	7,000	7,000	7,000	7,000	35,000
Financing	59,856	12,715	0	0	0	7,600	5,500	6,000	6,325	21,716
Grants & County Match	0	0	0	0	0	0	0	0	0	0
Impact Fees	0	0	0	0	0	0	0	0	0	0
Other	0	0	0	0	0	0	0	0	0	0
Subtotal FY 26			$17,381	$13,670						
Total	**$264,455**	**$108,798**	**$31,051**		**$14,465**	**$14,600**	**$12,500**	**$13,000**	**$13,325**	**$56,716**

Uses of Funds (in $000s):	Total Estimated Cost	Prior Expenses	FY 26 Carryforward	FY 26 Additional	FY 27	FY 28	FY 29	FY 30	FY 31	Future
Capital [1]	$258,987	$106,330	$17,381	$10,670	$14,465	$14,600	$12,500	$13,000	$13,325	$56,716
Contributions [2]	0	0	0	0	0	0	0	0	0	0
Non-Capital [3]	5,468	2,468	0	3,000	0	0	0	0	0	0
Subtotal FY 26			$17,381	$13,670						
Total	**$264,455**	**$108,798**	**$31,051**		**$14,465**	**$14,600**	**$12,500**	**$13,000**	**$13,325**	**$56,716**

[1] Capital includes, but is not limited to, expenses related to capitalizable Development, Design, Land Acquisition, Equipment, Construction and Administration required to complete the project.
[2] Contributions includes, but is not limited to, funding through an agreement to other Government Agencies, Youth Organizations, Cultural Service Organizations and other Non-Profit Organizations.
[3] Non-Capital includes, but is not limited to, expenses related to Building Maintenance, Grounds & Landscaping Maintenance, Non-Capitalizable Equipment and other Professional Services.

PROJECT TITLE: COUNTYWIDE WATER & WASTEWATER EXTENSION - ARP ACT 3 FUNDS (MP)
PROJECT NUMBER: C10340000
CIE REQUIREMENTS: Y
LEVEL OF SERVICE IMPACT: F
PROGRAM: WATER ENTERPRISE

PROJECT DESCRIPTION:
Plan and develop a countywide program that will facilitate providing property owners within the County's jurisdiction with access to safe, clean drinking water, and efficient wastewater service.

Neighborhood Community Area:
Countywide

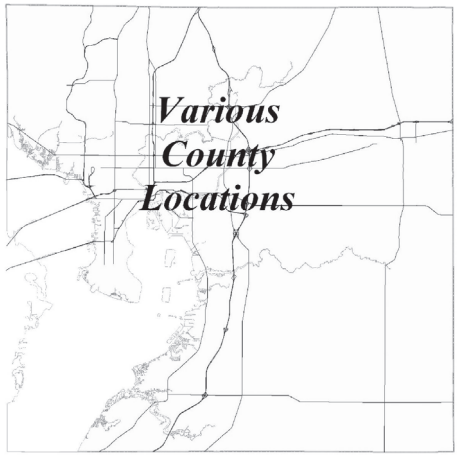

OPERATING COST IMPACT:
No significant change in annual operating costs is anticipated.

PROJECT COMPLETION DATE: Dec 2027

Sources of Funds (in $000s):	Total Estimated Sources	Prior Funding	FY 26 Carryforward	FY 26 Additional	FY 27	FY 28	FY 29	FY 30	FY 31	Future
ARP Funds	$3,222	$544	$2,681	($3)	$0	$0	$0	$0	$0	$0
Enterprise Fees	0	0	0	0	0	0	0	0	0	0
Financing	0	0	0	0	0	0	0	0	0	0
Grants & County Match	0	0	0	0	0	0	0	0	0	0
Impact Fees	0	0	0	0	0	0	0	0	0	0
Other	0	0	0	0	0	0	0	0	0	0
Subtotal FY 26			$2,681	($3)						
Total	**$3,222**	**$544**	**$2,678**		**$0**	**$0**	**$0**	**$0**	**$0**	**$0**

Uses of Funds (in $000s):	Total Estimated Cost	Prior Expenses	FY 26 Carryforward	FY 26 Additional	FY 27	FY 28	FY 29	FY 30	FY 31	Future
Capital [1]	$3,222	$544	$2,681	($3)	$0	$0	$0	$0	$0	$0
Contributions [2]	0	0	0	0	0	0	0	0	0	0
Non-Capital [3]	0	0	0	0	0	0	0	0	0	0
Subtotal FY 26			$2,681	($3)						
Total	**$3,222**	**$544**	**$2,678**		**$0**	**$0**	**$0**	**$0**	**$0**	**$0**

[1] Capital includes, but is not limited to, expenses related to capitalizable Development, Design, Land Acquisition, Equipment, Construction and Administration required to complete the project.
[2] Contributions includes, but is not limited to, funding through an agreement to other Government Agencies, Youth Organizations, Cultural Service Organizations and other Non-Profit Organizations.
[3] Non-Capital includes, but is not limited to, expenses related to Building Maintenance, Grounds & Landscaping Maintenance, Non-Capitalizable Equipment and other Professional Services.

PROJECT TITLE:
CROSBY ROAD FORCE MAIN
CIE REQUIREMENTS: Y
LEVEL OF SERVICE IMPACT: E

PROJECT NUMBER: C10280000

PROGRAM: WATER ENTERPRISE

PROJECT DESCRIPTION:
The scope includes design, permitting and construction of a wastewater flow diversion system from the Falkenburg AWTF to the Valrico AWTF.

OPERATING COST IMPACT:
Operating cost is estimated to be $26,000 per year.

PROJECT COMPLETION DATE: Jun 2027

Neighborhood Community Area:
Valrico

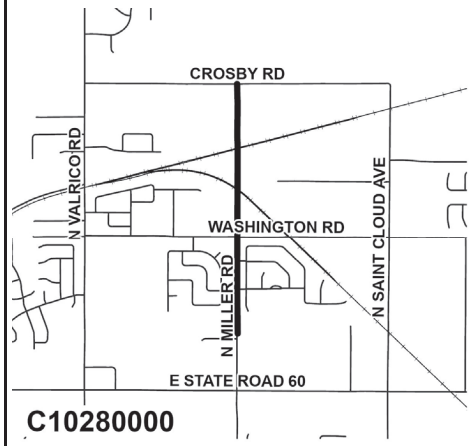

Sources of Funds (in $000s):	Total Estimated Sources	Prior Funding	FY 26 Carryforward	FY 26 Additional	FY 27	FY 28	FY 29	FY 30	FY 31	Future
ARP Funds	$0	$0	$0	$0	$0	$0	$0	$0	$0	$0
Enterprise Fees	8,045	1,255	4,068	2,722	0	0	0	0	0	0
Financing	663	663	0	0	0	0	0	0	0	0
Grants & County Match	0	0	0	0	0	0	0	0	0	0
Impact Fees	0	0	0	0	0	0	0	0	0	0
Other	0	0	0	0	0	0	0	0	0	0
Subtotal FY 26			$4,068	$2,722						
Total	**$8,708**	**$1,918**	**$6,790**		**$0**	**$0**	**$0**	**$0**	**$0**	**$0**

Uses of Funds (in $000s):	Total Estimated Cost	Prior Expenses	FY 26 Carryforward	FY 26 Additional	FY 27	FY 28	FY 29	FY 30	FY 31	Future
Capital [1]	$8,708	$1,918	$4,068	$2,722	$0	$0	$0	$0	$0	$0
Contributions [2]	0	0	0	0	0	0	0	0	0	0
Non-Capital [3]	0	0	0	0	0	0	0	0	0	0
Subtotal FY 26			$4,068	$2,722						
Total	**$8,708**	**$1,918**	**$6,790**		**$0**	**$0**	**$0**	**$0**	**$0**	**$0**

[1] Capital includes, but is not limited to, expenses related to capitalizable Development, Design, Land Acquisition, Equipment, Construction and Administration required to complete the project.
[2] Contributions includes, but is not limited to, funding through an agreement to other Government Agencies, Youth Organizations, Cultural Service Organizations and other Non-Profit Organizations.
[3] Non-Capital includes, but is not limited to, expenses related to Building Maintenance, Grounds & Landscaping Maintenance, Non-Capitalizable Equipment and other Professional Services.

PROJECT TITLE:
FACILITY AND CYBER-SECURITY IMPROVEMENTS
CIE REQUIREMENTS: Y
LEVEL OF SERVICE IMPACT: M

PROJECT NUMBER: C32027000

PROGRAM: WATER ENTERPRISE

PROJECT DESCRIPTION:
The Water Resources Department (WRD) is completing a vulnerability assessment consistent with the Environmental Protection Agency's Vulnerability Self-Assessment Tool (VSAT). This project will focus on identifying vulnerabilities, enhancing system resilience, reducing the risk of cyber threats and improving the ability to respond and recover. This project will address legacy systems, protection from unauthorized access and network vulnerabilities such as ransomware and malware.

OPERATING COST IMPACT:
Impact on annual operating and maintenance costs is to be determined.

PROJECT COMPLETION DATE: TBD

Neighborhood Community Area:
Countywide

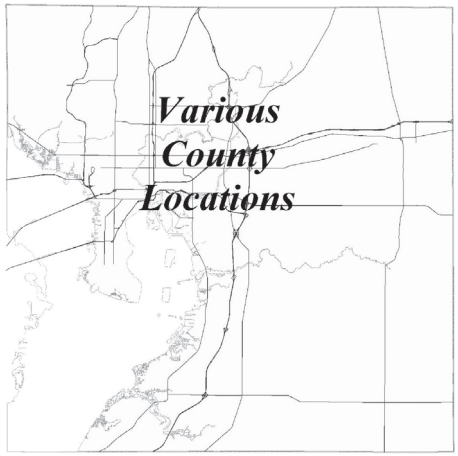

Sources of Funds (in $000s):	Total Estimated Sources	Prior Funding	FY 26 Carryforward	FY 26 Additional	FY 27	FY 28	FY 29	FY 30	FY 31	Future
ARP Funds	$0	$0	$0	$0	$0	$0	$0	$0	$0	$0
Enterprise Fees	0	0	0	0	0	0	0	0	0	0
Financing	7,500	0	0	0	0	0	0	0	0	7,500
Grants & County Match	0	0	0	0	0	0	0	0	0	0
Impact Fees	0	0	0	0	0	0	0	0	0	0
Other	0	0	0	0	0	0	0	0	0	0
Subtotal FY 26			$0	$0						
Total	**$7,500**	**$0**	**$0**		**$0**	**$0**	**$0**	**$0**	**$0**	**$7,500**

Uses of Funds (in $000s):	Total Estimated Cost	Prior Expenses	FY 26 Carryforward	FY 26 Additional	FY 27	FY 28	FY 29	FY 30	FY 31	Future
Capital [1]	$7,500	$0	$0	$0	$0	$0	$0	$0	$0	$7,500
Contributions [2]	0	0	0	0	0	0	0	0	0	0
Non-Capital [3]	0	0	0	0	0	0	0	0	0	0
Subtotal FY 26			$0	$0						
Total	**$7,500**	**$0**	**$0**		**$0**	**$0**	**$0**	**$0**	**$0**	**$7,500**

[1] Capital includes, but is not limited to, expenses related to capitalizable Development, Design, Land Acquisition, Equipment, Construction and Administration required to complete the project.
[2] Contributions includes, but is not limited to, funding through an agreement to other Government Agencies, Youth Organizations, Cultural Service Organizations and other Non-Profit Organizations.
[3] Non-Capital includes, but is not limited to, expenses related to Building Maintenance, Grounds & Landscaping Maintenance, Non-Capitalizable Equipment and other Professional Services.

PROJECT TITLE:
FALKENBURG IMPROVEMENTS
CIE REQUIREMENTS: Y
LEVEL OF SERVICE IMPACT: E

PROJECT NUMBER: C10341000

PROGRAM: WATER ENTERPRISE

PROJECT DESCRIPTION:
Evaluation, design, and construction of improvements to the Falkenburg facility and related collection system, to accommodate growth through 2050, accept flow from the annexed Palm River service area, maintain an excess 25 to 30 percent capacity, and to meet treatment requirements for public access reuse, aquifer recharge and surface water discharge permits.

OPERATING COST IMPACT:
Impact on annual operating and maintenance costs is to be determined.

PROJECT COMPLETION DATE: Dec 2030

Neighborhood Community Area:
Brandon

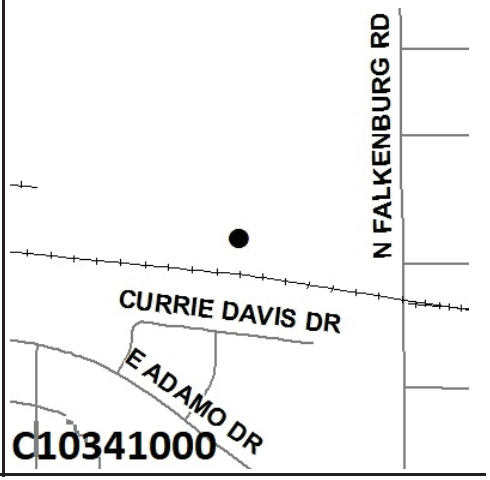

Sources of Funds (in $000s):	Total Estimated Sources	Prior Funding	FY 26 Carryforward	FY 26 Additional	FY 27	FY 28	FY 29	FY 30	FY 31	Future
ARP Funds	$0	$0	$0	$0	$0	$0	$0	$0	$0	$0
Enterprise Fees	19,500	2,209	17,291	0	0	0	0	0	0	0
Financing	104,700	0	0	9,180	55,920	39,600	0	0	0	0
Grants & County Match	0	0	0	0	0	0	0	0	0	0
Impact Fees	0	0	0	0	0	0	0	0	0	0
Other	0	0	0	0	0	0	0	0	0	0
Subtotal FY 26			$17,291	$9,180						
Total	**$124,200**	**$2,209**	**$26,471**		**$55,920**	**$39,600**	**$0**	**$0**	**$0**	**$0**

Uses of Funds (in $000s):	Total Estimated Cost	Prior Expenses	FY 26 Carryforward	FY 26 Additional	FY 27	FY 28	FY 29	FY 30	FY 31	Future
Capital [1]	$119,200	$2,209	$12,291	$9,180	$55,920	$39,600	$0	$0	$0	$0
Contributions [2]	0	0	0	0	0	0	0	0	0	0
Non-Capital [3]	5,000	0	5,000	0	0	0	0	0	0	0
Subtotal FY 26			$17,291	$9,180						
Total	**$124,200**	**$2,209**	**$26,471**		**$55,920**	**$39,600**	**$0**	**$0**	**$0**	**$0**

[1] Capital includes, but is not limited to, expenses related to capitalizable Development, Design, Land Acquisition, Equipment, Construction and Administration required to complete the project.
[2] Contributions includes, but is not limited to, funding through an agreement to other Government Agencies, Youth Organizations, Cultural Service Organizations and other Non-Profit Organizations.
[3] Non-Capital includes, but is not limited to, expenses related to Building Maintenance, Grounds & Landscaping Maintenance, Non-Capitalizable Equipment and other Professional Services.

PROJECT TITLE:
FALKENBURG STRUCTURAL REHABILITATION
CIE REQUIREMENTS: Y
LEVEL OF SERVICE IMPACT: M

PROJECT NUMBER: C10293000

PROGRAM: WATER ENTERPRISE

PROJECT DESCRIPTION:
This project will provide for the structural rehabilitation of major concrete structures at this facility, to address structural deterioration and to extend the service life, ranging between 5 yrs and 10 yrs.

OPERATING COST IMPACT:
No significant change in annual operating costs is anticipated.

PROJECT COMPLETION DATE: Post Construction

Neighborhood Community Area:
Brandon

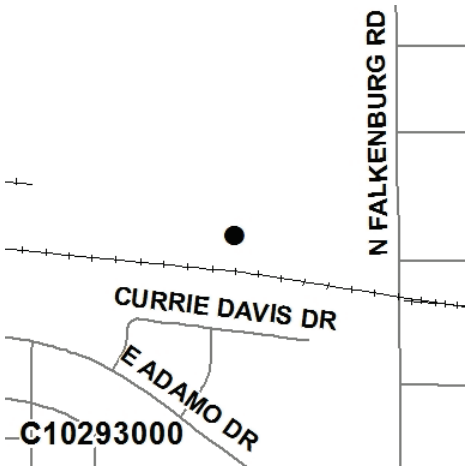

Sources of Funds (in $000s):	Total Estimated Sources	Prior Funding	FY 26 Carryforward	FY 26 Additional	FY 27	FY 28	FY 29	FY 30	FY 31	Future
ARP Funds	$0	$0	$0	$0	$0	$0	$0	$0	$0	$0
Enterprise Fees	168	108	60	0	0	0	0	0	0	0
Financing	0	0	0	0	0	0	0	0	0	0
Grants & County Match	0	0	0	0	0	0	0	0	0	0
Impact Fees	0	0	0	0	0	0	0	0	0	0
Other	0	0	0	0	0	0	0	0	0	0
Subtotal FY 26			$60	$0						
Total	**$168**	**$108**	**$60**		**$0**	**$0**	**$0**	**$0**	**$0**	**$0**

Uses of Funds (in $000s):	Total Estimated Cost	Prior Expenses	FY 26 Carryforward	FY 26 Additional	FY 27	FY 28	FY 29	FY 30	FY 31	Future
Capital [1]	$168	$108	$60	$0	$0	$0	$0	$0	$0	$0
Contributions [2]	0	0	0	0	0	0	0	0	0	0
Non-Capital [3]	0	0	0	0	0	0	0	0	0	0
Subtotal FY 26			$60	$0						
Total	**$168**	**$108**	**$60**		**$0**	**$0**	**$0**	**$0**	**$0**	**$0**

[1] Capital includes, but is not limited to, expenses related to capitalizable Development, Design, Land Acquisition, Equipment, Construction and Administration required to complete the project.
[2] Contributions includes, but is not limited to, funding through an agreement to other Government Agencies, Youth Organizations, Cultural Service Organizations and other Non-Profit Organizations.
[3] Non-Capital includes, but is not limited to, expenses related to Building Maintenance, Grounds & Landscaping Maintenance, Non-Capitalizable Equipment and other Professional Services.

PROJECT TITLE: **PROJECT NUMBER: C10302000**
FRANCHISE ACQUISITION AND CONNECTION-SUNSET & WINDEMERE (NW SERVICE AREA)
CIE REQUIREMENTS: Y
LEVEL OF SERVICE IMPACT: F **PROGRAM: WATER ENTERPRISE**

PROJECT DESCRIPTION:
Purchase both the Windemere and Sunset Plaza Private Utility Franchises, and connect the water and wastewater systems to the County infrastructure systems. The project will complete the County's ongoing efforts to eliminate private utility franchises within the Urban Service Area.

OPERATING COST IMPACT:
Impact on annual operating and maintenance costs is to be determined.

PROJECT COMPLETION DATE: Oct 2029

Neighborhood Community Area:
Lutz

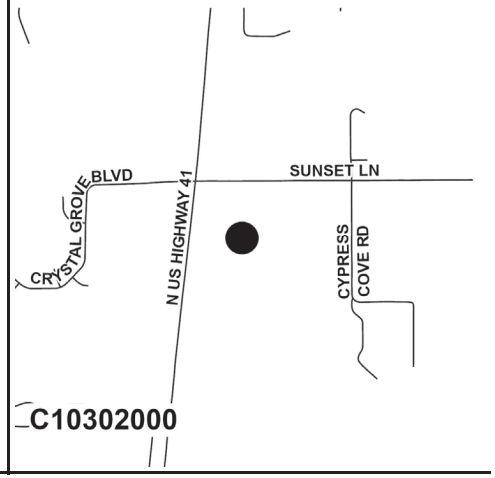

Sources of Funds (in $000s):	Total Estimated Sources	Prior Funding	FY 26 Carryforward	FY 26 Additional	FY 27	FY 28	FY 29	FY 30	FY 31	Future
ARP Funds	$0	$0	$0	$0	$0	$0	$0	$0	$0	$0
Enterprise Fees	42,255	5,146	12,909	24,200	0	0	0	0	0	0
Financing	0	0	0	0	0	0	0	0	0	0
Grants & County Match	0	0	0	0	0	0	0	0	0	0
Impact Fees	0	0	0	0	0	0	0	0	0	0
Other	0	0	0	0	0	0	0	0	0	0
Subtotal FY 26			$12,909	$24,200						
Total	**$42,255**	**$5,146**	**$37,109**		**$0**	**$0**	**$0**	**$0**	**$0**	**$0**

Uses of Funds (in $000s):	Total Estimated Cost	Prior Expenses	FY 26 Carryforward	FY 26 Additional	FY 27	FY 28	FY 29	FY 30	FY 31	Future
Capital [1]	$42,255	$5,146	$12,909	$24,200	$0	$0	$0	$0	$0	$0
Contributions [2]	0	0	0	0	0	0	0	0	0	0
Non-Capital [3]	0	0	0	0	0	0	0	0	0	0
Subtotal FY 26			$12,909	$24,200						
Total	**$42,255**	**$5,146**	**$37,109**		**$0**	**$0**	**$0**	**$0**	**$0**	**$0**

[1] Capital includes, but is not limited to, expenses related to capitalizable Development, Design, Land Acquisition, Equipment, Construction and Administration required to complete the project.
[2] Contributions includes, but is not limited to, funding through an agreement to other Government Agencies, Youth Organizations, Cultural Service Organizations and other Non-Profit Organizations.
[3] Non-Capital includes, but is not limited to, expenses related to Building Maintenance, Grounds & Landscaping Maintenance, Non-Capitalizable Equipment and other Professional Services.

PROJECT TITLE: **PROJECT NUMBER: C10299000**
GIBSONTON AREA SEPTIC TO SEWER CONVERSION PROGRAM
CIE REQUIREMENTS: Y
LEVEL OF SERVICE IMPACT: F **PROGRAM: WATER ENTERPRISE**

PROJECT DESCRIPTION:
This project will build wastewater collection system for existing residents and future developments in the Gibsonton Area.

OPERATING COST IMPACT:
No significant change in annual operating costs is anticipated.

PROJECT COMPLETION DATE: TBD

Neighborhood Community Area:
Gibsonton

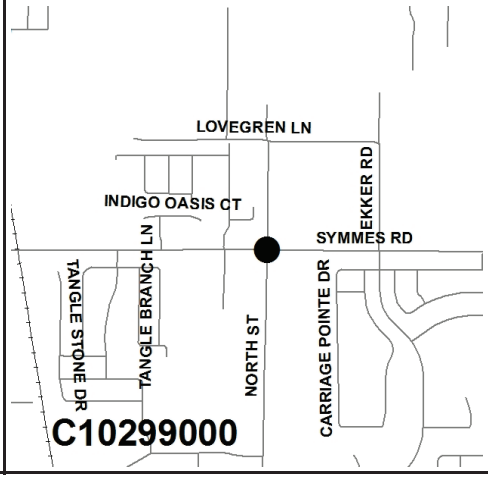

Sources of Funds (in $000s):	Total Estimated Sources	Prior Funding	FY 26 Carryforward	FY 26 Additional	FY 27	FY 28	FY 29	FY 30	FY 31	Future
ARP Funds	$0	$0	$0	$0	$0	$0	$0	$0	$0	$0
Enterprise Fees	19,200	3	7,997	11,200	0	0	0	0	0	0
Financing	172,000	0	0	0	0	0	0	0	0	172,000
Grants & County Match	0	0	0	0	0	0	0	0	0	0
Impact Fees	0	0	0	0	0	0	0	0	0	0
Other	2,429	2,244	163	21	0	0	0	0	0	0
Subtotal FY 26			$8,160	$11,221						
Total	**$193,629**	**$2,248**	**$19,381**		**$0**	**$0**	**$0**	**$0**	**$0**	**$172,000**

Uses of Funds (in $000s):	Total Estimated Cost	Prior Expenses	FY 26 Carryforward	FY 26 Additional	FY 27	FY 28	FY 29	FY 30	FY 31	Future
Capital [1]	$193,629	$2,248	$8,160	$11,221	$0	$0	$0	$0	$0	$172,000
Contributions [2]	0	0	0	0	0	0	0	0	0	0
Non-Capital [3]	0	0	0	0	0	0	0	0	0	0
Subtotal FY 26			$8,160	$11,221						
Total	**$193,629**	**$2,248**	**$19,381**		**$0**	**$0**	**$0**	**$0**	**$0**	**$172,000**

[1] Capital includes, but is not limited to, expenses related to capitalizable Development, Design, Land Acquisition, Equipment, Construction and Administration required to complete the project.
[2] Contributions includes, but is not limited to, funding through an agreement to other Government Agencies, Youth Organizations, Cultural Service Organizations and other Non-Profit Organizations.
[3] Non-Capital includes, but is not limited to, expenses related to Building Maintenance, Grounds & Landscaping Maintenance, Non-Capitalizable Equipment and other Professional Services.

PROJECT TITLE: **PROJECT NUMBER: C10318000**
GIBSONTON AREA SEPTIC TO SEWER CONVERSION PROGRAM - ARP ACT 3 FUNDS
CIE REQUIREMENTS: Y
LEVEL OF SERVICE IMPACT: F **PROGRAM: WATER ENTERPRISE**

PROJECT DESCRIPTION:
This project will build wastewater collection system for existing residents and future developments in the Gibsonton Area.

Neighborhood Community Area:
Gibsonton

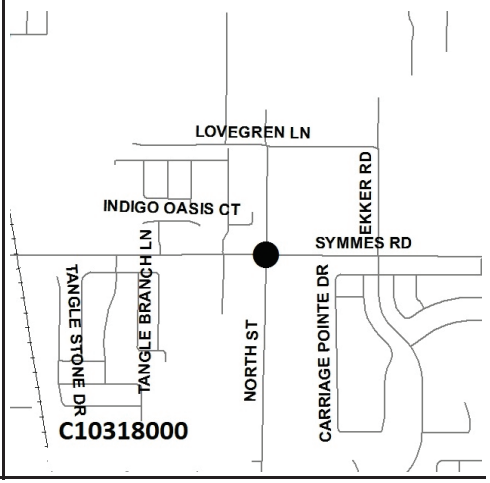

OPERATING COST IMPACT:
No significant change in annual operating costs is anticipated.

PROJECT COMPLETION DATE: Dec 2026

Sources of Funds (in $000s):	Total Estimated Sources	Prior Funding	FY 26 Carryforward	FY 26 Additional	FY 27	FY 28	FY 29	FY 30	FY 31	Future
ARP Funds	$33,350	$12,836	$20,514	$0	$0	$0	$0	$0	$0	$0
Enterprise Fees	0	0	0	0	0	0	0	0	0	0
Financing	0	0	0	0	0	0	0	0	0	0
Grants & County Match	33,350	5,939	27,411	0	0	0	0	0	0	0
Impact Fees	0	0	0	0	0	0	0	0	0	0
Other	0	0	0	0	0	0	0	0	0	0
Subtotal FY 26			$47,925	$0						
Total	**$66,700**	**$18,775**	**$47,925**		**$0**	**$0**	**$0**	**$0**	**$0**	**$0**

Uses of Funds (in $000s):	Total Estimated Cost	Prior Expenses	FY 26 Carryforward	FY 26 Additional	FY 27	FY 28	FY 29	FY 30	FY 31	Future
Capital [1]	$66,700	$18,775	$47,925	$0	$0	$0	$0	$0	$0	$0
Contributions [2]	0	0	0	0	0	0	0	0	0	0
Non-Capital [3]	0	0	0	0	0	0	0	0	0	0
Subtotal FY 26			$47,925	$0						
Total	**$66,700**	**$18,775**	**$47,925**		**$0**	**$0**	**$0**	**$0**	**$0**	**$0**

[1] Capital includes, but is not limited to, expenses related to capitalizable Development, Design, Land Acquisition, Equipment, Construction and Administration required to complete the project.
[2] Contributions includes, but is not limited to, funding through an agreement to other Government Agencies, Youth Organizations, Cultural Service Organizations and other Non-Profit Organizations.
[3] Non-Capital includes, but is not limited to, expenses related to Building Maintenance, Grounds & Landscaping Maintenance, Non-Capitalizable Equipment and other Professional Services.

PROJECT TITLE: **PROJECT NUMBER: C10346000**
LIFT STATION RESILIENCY IN FLOODED AREAS
CIE REQUIREMENTS: Y
LEVEL OF SERVICE IMPACT: M **PROGRAM: WATER ENTERPRISE**

PROJECT DESCRIPTION:
Evaluate pump stations in vulnerable geographic locations (flood zones, evac zones, etc.) to identify potential resiliency measures that enhance their ability to withstand and operate during extreme weather events, power outages, and other disruptions. Enhancements may include backup power, elevation, flood mitigation, etc.

Neighborhood Community Area:
Countywide

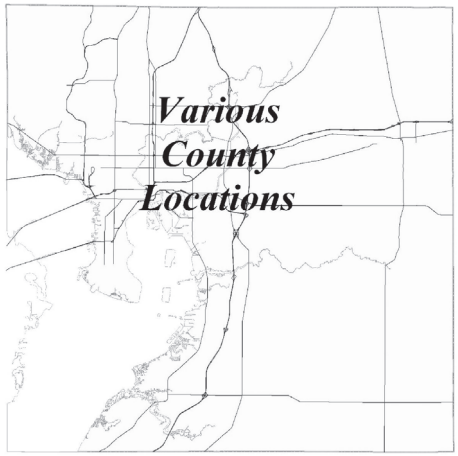

OPERATING COST IMPACT:
Impact on annual operating and maintenance costs is to be determined.

PROJECT COMPLETION DATE: TBD

Sources of Funds (in $000s):	Total Estimated Sources	Prior Funding	FY 26 Carryforward	FY 26 Additional	FY 27	FY 28	FY 29	FY 30	FY 31	Future
ARP Funds	$0	$0	$0	$0	$0	$0	$0	$0	$0	$0
Enterprise Fees	0	0	0	0	0	0	0	0	0	0
Financing	50,000	0	0	0	0	0	0	0	0	50,000
Grants & County Match	0	0	0	0	0	0	0	0	0	0
Impact Fees	0	0	0	0	0	0	0	0	0	0
Other	0	0	0	0	0	0	0	0	0	0
Subtotal FY 26			$0	$0						
Total	**$50,000**	**$0**	**$0**		**$0**	**$0**	**$0**	**$0**	**$0**	**$50,000**

Uses of Funds (in $000s):	Total Estimated Cost	Prior Expenses	FY 26 Carryforward	FY 26 Additional	FY 27	FY 28	FY 29	FY 30	FY 31	Future
Capital [1]	$50,000	$0	$0	$0	$0	$0	$0	$0	$0	$50,000
Contributions [2]	0	0	0	0	0	0	0	0	0	0
Non-Capital [3]	0	0	0	0	0	0	0	0	0	0
Subtotal FY 26			$0	$0						
Total	**$50,000**	**$0**	**$0**		**$0**	**$0**	**$0**	**$0**	**$0**	**$50,000**

[1] Capital includes, but is not limited to, expenses related to capitalizable Development, Design, Land Acquisition, Equipment, Construction and Administration required to complete the project.
[2] Contributions includes, but is not limited to, funding through an agreement to other Government Agencies, Youth Organizations, Cultural Service Organizations and other Non-Profit Organizations.
[3] Non-Capital includes, but is not limited to, expenses related to Building Maintenance, Grounds & Landscaping Maintenance, Non-Capitalizable Equipment and other Professional Services.

PROJECT TITLE:
LOW PRESSURE SEWER SYSTEM (LPSS) (MP)
CIE REQUIREMENTS: Y
LEVEL OF SERVICE IMPACT: M

PROJECT NUMBER: C10768000

PROGRAM: WATER ENTERPRISE

PROJECT DESCRIPTION:
Retrofit and install approximately 25-30 LPSS units in the South County area per year.

Neighborhood Community Area:
Countywide

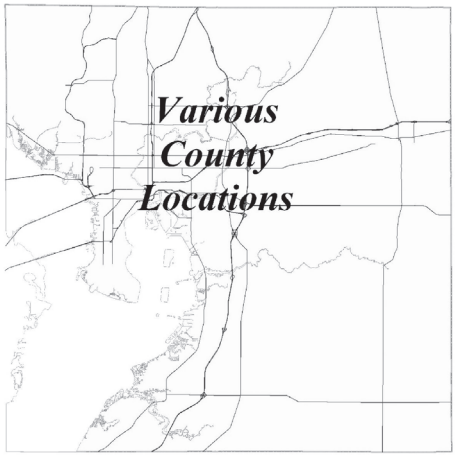

OPERATING COST IMPACT:
No significant change in annual operating costs is anticipated.

PROJECT COMPLETION DATE: Ongoing

Sources of Funds (in $000s):	Total Estimated Sources	Prior Funding	FY 26 Carryforward	FY 26 Additional	FY 27	FY 28	FY 29	FY 30	FY 31	Future
ARP Funds	$0	$0	$0	$0	$0	$0	$0	$0	$0	$0
Enterprise Fees	27,640	18,474	634	750	773	796	820	844	865	3,683
Financing	4,247	4,247	0	0	0	0	0	0	0	0
Grants & County Match	0	0	0	0	0	0	0	0	0	0
Impact Fees	0	0	0	0	0	0	0	0	0	0
Other	0	0	0	0	0	0	0	0	0	0
Subtotal FY 26			$634	$750						
Total	**$31,887**	**$22,721**	**$1,384**		**$773**	**$796**	**$820**	**$844**	**$865**	**$3,683**

Uses of Funds (in $000s):	Total Estimated Cost	Prior Expenses	FY 26 Carryforward	FY 26 Additional	FY 27	FY 28	FY 29	FY 30	FY 31	Future
Capital [1]	$31,885	$22,720	$634	$750	$773	$796	$820	$844	$865	$3,683
Contributions [2]	0	0	0	0	0	0	0	0	0	0
Non-Capital [3]	1	1	0	0	0	0	0	0	0	0
Subtotal FY 26			$634	$750						
Total	**$31,887**	**$22,721**	**$1,384**		**$773**	**$796**	**$820**	**$844**	**$865**	**$3,683**

[1] Capital includes, but is not limited to, expenses related to capitalizable Development, Design, Land Acquisition, Equipment, Construction and Administration required to complete the project.
[2] Contributions includes, but is not limited to, funding through an agreement to other Government Agencies, Youth Organizations, Cultural Service Organizations and other Non-Profit Organizations.
[3] Non-Capital includes, but is not limited to, expenses related to Building Maintenance, Grounds & Landscaping Maintenance, Non-Capitalizable Equipment and other Professional Services.

PROJECT TITLE:
LPSS SCADA SYSTEM REPLACEMENT (MP)
CIE REQUIREMENTS: Y
LEVEL OF SERVICE IMPACT: M

PROJECT NUMBER: C10310000

PROGRAM: WATER ENTERPRISE

PROJECT DESCRIPTION:
Replacement of the existing SCADA system currently in use with the Low Pressure Sewer System. The existing system has become obsolete, and is no longer supported. A new replacement system is required to maintain proper communication with the LPSS units located throughout the service area.

Neighborhood Community Area:
Countywide

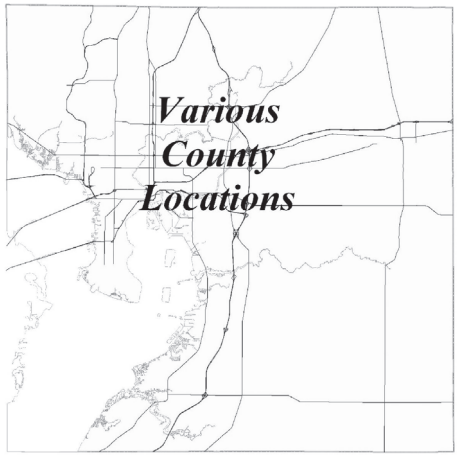

OPERATING COST IMPACT:
No significant change in annual operating costs is anticipated.

PROJECT COMPLETION DATE: Dec 2026

Sources of Funds (in $000s):	Total Estimated Sources	Prior Funding	FY 26 Carryforward	FY 26 Additional	FY 27	FY 28	FY 29	FY 30	FY 31	Future
ARP Funds	$0	$0	$0	$0	$0	$0	$0	$0	$0	$0
Enterprise Fees	3,263	825	2,437	0	0	0	0	0	0	0
Financing	0	0	0	0	0	0	0	0	0	0
Grants & County Match	0	0	0	0	0	0	0	0	0	0
Impact Fees	0	0	0	0	0	0	0	0	0	0
Other	0	0	0	0	0	0	0	0	0	0
Subtotal FY 26			$2,437	$0						
Total	**$3,263**	**$825**	**$2,437**		**$0**	**$0**	**$0**	**$0**	**$0**	**$0**

Uses of Funds (in $000s):	Total Estimated Cost	Prior Expenses	FY 26 Carryforward	FY 26 Additional	FY 27	FY 28	FY 29	FY 30	FY 31	Future
Capital [1]	$585	$585	$0	$0	$0	$0	$0	$0	$0	$0
Contributions [2]	0	0	0	0	0	0	0	0	0	0
Non-Capital [3]	2,678	240	2,437	0	0	0	0	0	0	0
Subtotal FY 26			$2,437	$0						
Total	**$3,263**	**$825**	**$2,437**		**$0**	**$0**	**$0**	**$0**	**$0**	**$0**

[1] Capital includes, but is not limited to, expenses related to capitalizable Development, Design, Land Acquisition, Equipment, Construction and Administration required to complete the project.
[2] Contributions includes, but is not limited to, funding through an agreement to other Government Agencies, Youth Organizations, Cultural Service Organizations and other Non-Profit Organizations.
[3] Non-Capital includes, but is not limited to, expenses related to Building Maintenance, Grounds & Landscaping Maintenance, Non-Capitalizable Equipment and other Professional Services.

PROJECT TITLE: MAINTENANCE FACILITY (NW SERVICE AREA)
PROJECT NUMBER: C10304000
CIE REQUIREMENTS: Y
LEVEL OF SERVICE IMPACT: F
PROGRAM: WATER ENTERPRISE

PROJECT DESCRIPTION:
Design and construction of a new Maintenance Facility to provide work space for utility maintenance staff who maintain Water Resources assets at the Northwest Regional Water Reclamation Facility and surrounding northwest service area.

OPERATING COST IMPACT:
Impact on annual operating and maintenance costs is to be determined.

PROJECT COMPLETION DATE: Jan 2030

Neighborhood Community Area:
Keystone Odessa

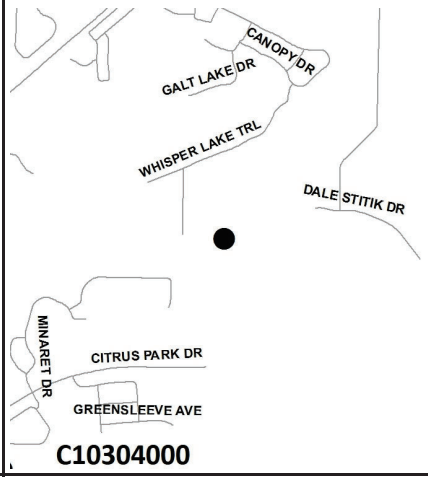

Sources of Funds (in $000s):	Total Estimated Sources	Prior Funding	FY 26 Carryforward	FY 26 Additional	FY 27	FY 28	FY 29	FY 30	FY 31	Future
ARP Funds	$0	$0	$0	$0	$0	$0	$0	$0	$0	$0
Enterprise Fees	14,550	491	14,059	0	0	0	0	0	0	0
Financing	0	0	0	0	0	0	0	0	0	0
Grants & County Match	0	0	0	0	0	0	0	0	0	0
Impact Fees	0	0	0	0	0	0	0	0	0	0
Other	0	0	0	0	0	0	0	0	0	0
Subtotal FY 26			$14,059	$0						
Total	**$14,550**	**$491**	**$14,059**		**$0**	**$0**	**$0**	**$0**	**$0**	**$0**

Uses of Funds (in $000s):	Total Estimated Cost	Prior Expenses	FY 26 Carryforward	FY 26 Additional	FY 27	FY 28	FY 29	FY 30	FY 31	Future
Capital [1]	$14,550	$491	$14,059	$0	$0	$0	$0	$0	$0	$0
Contributions [2]	0	0	0	0	0	0	0	0	0	0
Non-Capital [3]	0	0	0	0	0	0	0	0	0	0
Subtotal FY 26			$14,059	$0						
Total	**$14,550**	**$491**	**$14,059**		**$0**	**$0**	**$0**	**$0**	**$0**	**$0**

[1] Capital includes, but is not limited to, expenses related to capitalizable Development, Design, Land Acquisition, Equipment, Construction and Administration required to complete the project.
[2] Contributions includes, but is not limited to, funding through an agreement to other Government Agencies, Youth Organizations, Cultural Service Organizations and other Non-Profit Organizations.
[3] Non-Capital includes, but is not limited to, expenses related to Building Maintenance, Grounds & Landscaping Maintenance, Non-Capitalizable Equipment and other Professional Services.

PROJECT TITLE: NEIGHBORHOOD PIPELINE RETROFIT PROGRAM (MP)
PROJECT NUMBER: C32025000
CIE REQUIREMENTS: Y
LEVEL OF SERVICE IMPACT: E
PROGRAM: WATER ENTERPRISE

PROJECT DESCRIPTION:
Renewal and replacement of sub-standard pipeline materials in neighborhoods, including water mains, gravity sewer mains, manholes, reclaimed water mains, wastewater force mains, and miscellaneous repairs and/or modifications to various water, reclaimed water, and wastewater pipeline assets utilized by the Hillsborough County Water Resources Department.

OPERATING COST IMPACT:
No significant change in annual operating costs is anticipated.

PROJECT COMPLETION DATE: Ongoing

Neighborhood Community Area:
Countywide

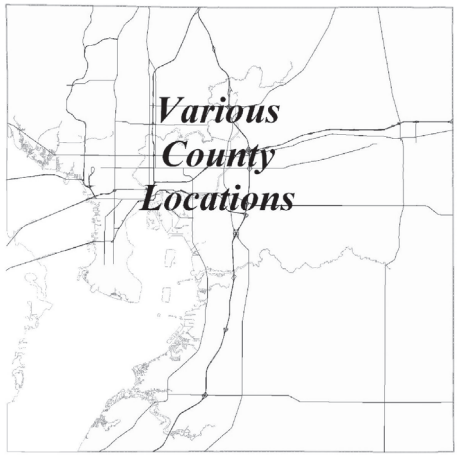

Sources of Funds (in $000s):	Total Estimated Sources	Prior Funding	FY 26 Carryforward	FY 26 Additional	FY 27	FY 28	FY 29	FY 30	FY 31	Future
ARP Funds	$0	$0	$0	$0	$0	$0	$0	$0	$0	$0
Enterprise Fees	4,974	0	500	0	1,074	3,400	0	0	0	0
Financing	502,392	0	0	11,650	25,576	23,700	50,600	61,190	62,720	266,956
Grants & County Match	0	0	0	0	0	0	0	0	0	0
Impact Fees	0	0	0	0	0	0	0	0	0	0
Other	0	0	0	0	0	0	0	0	0	0
Subtotal FY 26			$500	$11,650						
Total	**$507,366**	**$0**	**$12,150**		**$26,650**	**$27,100**	**$50,600**	**$61,190**	**$62,720**	**$266,956**

Uses of Funds (in $000s):	Total Estimated Cost	Prior Expenses	FY 26 Carryforward	FY 26 Additional	FY 27	FY 28	FY 29	FY 30	FY 31	Future
Capital [1]	$507,366	$0	$500	$11,650	$26,650	$27,100	$50,600	$61,190	$62,720	$266,956
Contributions [2]	0	0	0	0	0	0	0	0	0	0
Non-Capital [3]	0	0	0	0	0	0	0	0	0	0
Subtotal FY 26			$500	$11,650						
Total	**$507,366**	**$0**	**$12,150**		**$26,650**	**$27,100**	**$50,600**	**$61,190**	**$62,720**	**$266,956**

[1] Capital includes, but is not limited to, expenses related to capitalizable Development, Design, Land Acquisition, Equipment, Construction and Administration required to complete the project.
[2] Contributions includes, but is not limited to, funding through an agreement to other Government Agencies, Youth Organizations, Cultural Service Organizations and other Non-Profit Organizations.
[3] Non-Capital includes, but is not limited to, expenses related to Building Maintenance, Grounds & Landscaping Maintenance, Non-Capitalizable Equipment and other Professional Services.

PROJECT TITLE:
NORTHWEST AWWTF STRUCTURAL EVAL & REPAIRS
CIE REQUIREMENTS: Y
LEVEL OF SERVICE IMPACT: M

PROJECT NUMBER: C10342000

PROGRAM: WATER ENTERPRISE

PROJECT DESCRIPTION:
This project will provide for the structural rehabilitation of major concrete structures at this facility, to address structural deterioration and to extend the service life.

OPERATING COST IMPACT:
No significant change in annual operating costs is anticipated.

PROJECT COMPLETION DATE: Apr 2030

Neighborhood Community Area:
Keystone Odessa

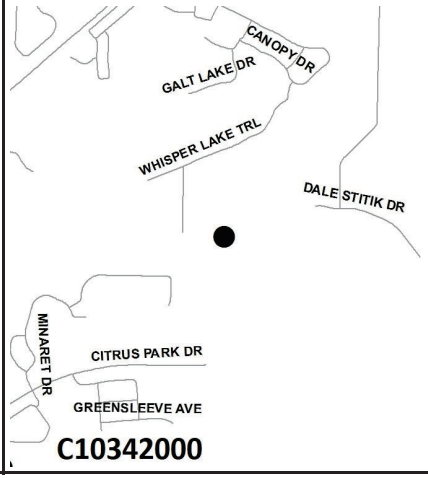

Sources of Funds (in $000s):	Total Estimated Sources	Prior Funding	FY 26 Carryforward	FY 26 Additional	FY 27	FY 28	FY 29	FY 30	FY 31	Future
ARP Funds	$0	$0	$0	$0	$0	$0	$0	$0	$0	$0
Enterprise Fees	10,000	0	2,000	8,000	0	0	0	0	0	0
Financing	0	0	0	0	0	0	0	0	0	0
Grants & County Match	0	0	0	0	0	0	0	0	0	0
Impact Fees	0	0	0	0	0	0	0	0	0	0
Other	0	0	0	0	0	0	0	0	0	0
Subtotal FY 26			$2,000	$8,000						
Total	**$10,000**	**$0**	**$10,000**		**$0**	**$0**	**$0**	**$0**	**$0**	**$0**

Uses of Funds (in $000s):	Total Estimated Cost	Prior Expenses	FY 26 Carryforward	FY 26 Additional	FY 27	FY 28	FY 29	FY 30	FY 31	Future
Capital [1]	$7,000	$0	$2,000	$5,000	$0	$0	$0	$0	$0	$0
Contributions [2]	0	0	0	0	0	0	0	0	0	0
Non-Capital [3]	3,000	0	0	3,000	0	0	0	0	0	0
Subtotal FY 26			$2,000	$8,000						
Total	**$10,000**	**$0**	**$10,000**		**$0**	**$0**	**$0**	**$0**	**$0**	**$0**

[1] Capital includes, but is not limited to, expenses related to capitalizable Development, Design, Land Acquisition, Equipment, Construction and Administration required to complete the project.
[2] Contributions includes, but is not limited to, funding through an agreement to other Government Agencies, Youth Organizations, Cultural Service Organizations and other Non-Profit Organizations.
[3] Non-Capital includes, but is not limited to, expenses related to Building Maintenance, Grounds & Landscaping Maintenance, Non-Capitalizable Equipment and other Professional Services.

PROJECT TITLE:
NORTHWEST HILLSBOROUGH AQUIFER RECHARGE PROGRAM (NHARP)
CIE REQUIREMENTS: Y
LEVEL OF SERVICE IMPACT: E

PROJECT NUMBER: C10238000

PROGRAM: WATER ENTERPRISE

PROJECT DESCRIPTION:
Design and construction of the Northwest Hillsborough Regional Aquifer Recharge system. The recharge system will be located at the Northwest Dechlorination Facility (NWDF) and will include an exploratory well and associated monitoring wells.

OPERATING COST IMPACT:
No significant change in annual operating costs is anticipated.

PROJECT COMPLETION DATE: Dec 2026

Neighborhood Community Area:
Keystone Odessa

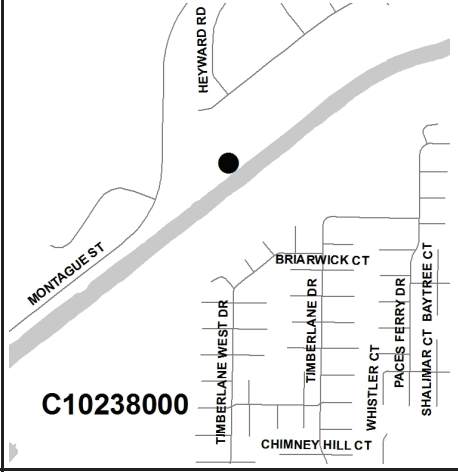

Sources of Funds (in $000s):	Total Estimated Sources	Prior Funding	FY 26 Carryforward	FY 26 Additional	FY 27	FY 28	FY 29	FY 30	FY 31	Future
ARP Funds	$0	$0	$0	$0	$0	$0	$0	$0	$0	$0
Enterprise Fees	4,250	4,138	112	0	0	0	0	0	0	0
Financing	0	0	0	0	0	0	0	0	0	0
Grants & County Match	0	0	0	0	0	0	0	0	0	0
Impact Fees	0	0	0	0	0	0	0	0	0	0
Other	0	0	0	0	0	0	0	0	0	0
Subtotal FY 26			$112	$0						
Total	**$4,250**	**$4,138**	**$112**		**$0**	**$0**	**$0**	**$0**	**$0**	**$0**

Uses of Funds (in $000s):	Total Estimated Cost	Prior Expenses	FY 26 Carryforward	FY 26 Additional	FY 27	FY 28	FY 29	FY 30	FY 31	Future
Capital [1]	$4,250	$4,138	$112	$0	$0	$0	$0	$0	$0	$0
Contributions [2]	0	0	0	0	0	0	0	0	0	0
Non-Capital [3]	0	0	0	0	0	0	0	0	0	0
Subtotal FY 26			$112	$0						
Total	**$4,250**	**$4,138**	**$112**		**$0**	**$0**	**$0**	**$0**	**$0**	**$0**

[1] Capital includes, but is not limited to, expenses related to capitalizable Development, Design, Land Acquisition, Equipment, Construction and Administration required to complete the project.
[2] Contributions includes, but is not limited to, funding through an agreement to other Government Agencies, Youth Organizations, Cultural Service Organizations and other Non-Profit Organizations.
[3] Non-Capital includes, but is not limited to, expenses related to Building Maintenance, Grounds & Landscaping Maintenance, Non-Capitalizable Equipment and other Professional Services.

PROJECT TITLE:
NORTHWEST RWRF ACCESS ROADS FROM CITRUS PARK DR
CIE REQUIREMENTS: Y
LEVEL OF SERVICE IMPACT: M

PROJECT NUMBER: C10313000

PROGRAM: WATER ENTERPRISE

PROJECT DESCRIPTION:
Design permit and construct access roads from Citrus Park Drive to the Northwest RWRF.

OPERATING COST IMPACT:
No significant change in annual operating costs is anticipated.

PROJECT COMPLETION DATE: Jan 2029

Neighborhood Community Area:
Keystone Odessa

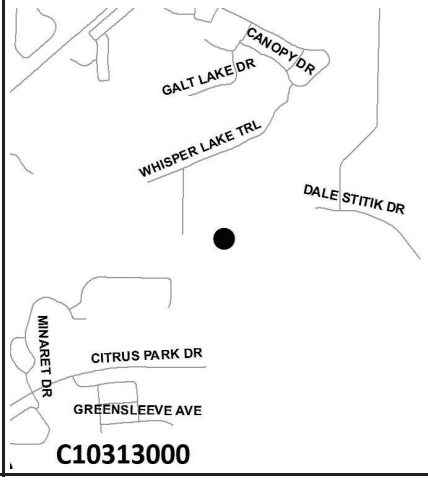

Sources of Funds (in $000s):	Total Estimated Sources	Prior Funding	FY 26 Carryforward	FY 26 Additional	FY 27	FY 28	FY 29	FY 30	FY 31	Future
ARP Funds	$0	$0	$0	$0	$0	$0	$0	$0	$0	$0
Enterprise Fees	6,070	386	384	5,300	0	0	0	0	0	0
Financing	0	0	0	0	0	0	0	0	0	0
Grants & County Match	0	0	0	0	0	0	0	0	0	0
Impact Fees	0	0	0	0	0	0	0	0	0	0
Other	0	0	0	0	0	0	0	0	0	0
Subtotal FY 26			$384	$5,300						
Total	**$6,070**	**$386**	**$5,684**		**$0**	**$0**	**$0**	**$0**	**$0**	**$0**

Uses of Funds (in $000s):	Total Estimated Cost	Prior Expenses	FY 26 Carryforward	FY 26 Additional	FY 27	FY 28	FY 29	FY 30	FY 31	Future
Capital [1]	$6,070	$386	$384	$5,300	$0	$0	$0	$0	$0	$0
Contributions [2]	0	0	0	0	0	0	0	0	0	0
Non-Capital [3]	0	0	0	0	0	0	0	0	0	0
Subtotal FY 26			$384	$5,300						
Total	**$6,070**	**$386**	**$5,684**		**$0**	**$0**	**$0**	**$0**	**$0**	**$0**

[1] Capital includes, but is not limited to, expenses related to capitalizable Development, Design, Land Acquisition, Equipment, Construction and Administration required to complete the project.
[2] Contributions includes, but is not limited to, funding through an agreement to other Government Agencies, Youth Organizations, Cultural Service Organizations and other Non-Profit Organizations.
[3] Non-Capital includes, but is not limited to, expenses related to Building Maintenance, Grounds & Landscaping Maintenance, Non-Capitalizable Equipment and other Professional Services.

PROJECT TITLE:
NORTHWEST RWRF ODOR CONTROL
CIE REQUIREMENTS: Y
LEVEL OF SERVICE IMPACT: M

PROJECT NUMBER: C10312000

PROGRAM: WATER ENTERPRISE

PROJECT DESCRIPTION:
This project will include mechanical improvements at the headworks of the facility and/or the addition of chemicals within the collection system that will result in the reduction of hydrogen sulfide gas at the headworks of the facility.

OPERATING COST IMPACT:
No significant change in annual operating costs is anticipated.

PROJECT COMPLETION DATE: Jul 2027

Neighborhood Community Area:
Keystone Odessa

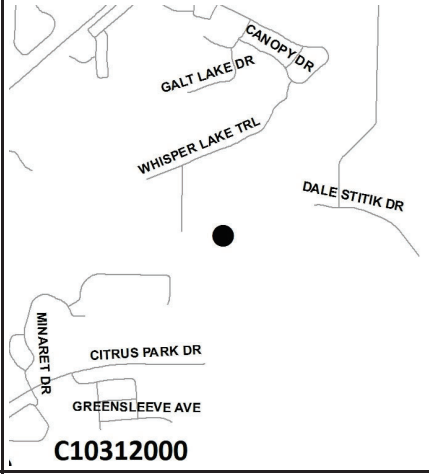

Sources of Funds (in $000s):	Total Estimated Sources	Prior Funding	FY 26 Carryforward	FY 26 Additional	FY 27	FY 28	FY 29	FY 30	FY 31	Future
ARP Funds	$0	$0	$0	$0	$0	$0	$0	$0	$0	$0
Enterprise Fees	3,879	1,697	2,182	0	0	0	0	0	0	0
Financing	0	0	0	0	0	0	0	0	0	0
Grants & County Match	0	0	0	0	0	0	0	0	0	0
Impact Fees	0	0	0	0	0	0	0	0	0	0
Other	0	0	0	0	0	0	0	0	0	0
Subtotal FY 26			$2,182	$0						
Total	**$3,879**	**$1,697**	**$2,182**		**$0**	**$0**	**$0**	**$0**	**$0**	**$0**

Uses of Funds (in $000s):	Total Estimated Cost	Prior Expenses	FY 26 Carryforward	FY 26 Additional	FY 27	FY 28	FY 29	FY 30	FY 31	Future
Capital [1]	$3,879	$1,697	$2,182	$0	$0	$0	$0	$0	$0	$0
Contributions [2]	0	0	0	0	0	0	0	0	0	0
Non-Capital [3]	0	0	0	0	0	0	0	0	0	0
Subtotal FY 26			$2,182	$0						
Total	**$3,879**	**$1,697**	**$2,182**		**$0**	**$0**	**$0**	**$0**	**$0**	**$0**

[1] Capital includes, but is not limited to, expenses related to capitalizable Development, Design, Land Acquisition, Equipment, Construction and Administration required to complete the project.
[2] Contributions includes, but is not limited to, funding through an agreement to other Government Agencies, Youth Organizations, Cultural Service Organizations and other Non-Profit Organizations.
[3] Non-Capital includes, but is not limited to, expenses related to Building Maintenance, Grounds & Landscaping Maintenance, Non-Capitalizable Equipment and other Professional Services.

PROJECT TITLE:
OPERATIONS BUILDING (NWRWRF)
CIE REQUIREMENTS: Y
LEVEL OF SERVICE IMPACT: F

PROJECT NUMBER: C10303000

PROGRAM: WATER ENTERPRISE

PROJECT DESCRIPTION:
Design and construct a new Operations Building for the Northwest Regional Water Reclamation Facility. The building of approximately 15,000 square feet will serve as a new operations center for the facility, as well as a welcome center for visitors and educational tours.

Neighborhood Community Area:
Keystone Odessa

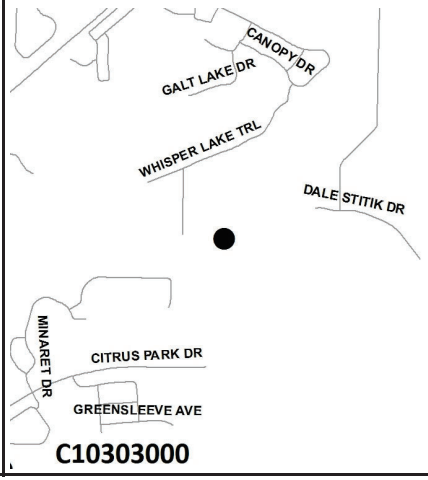

OPERATING COST IMPACT:
Impact on annual operating and maintenance costs is to be determined.

PROJECT COMPLETION DATE: Jan 2030

Sources of Funds (in $000s):	Total Estimated Sources	Prior Funding	FY 26 Carryforward	FY 26 Additional	FY 27	FY 28	FY 29	FY 30	FY 31	Future
ARP Funds	$0	$0	$0	$0	$0	$0	$0	$0	$0	$0
Enterprise Fees	13,228	533	12,695	0	0	0	0	0	0	0
Financing	0	0	0	0	0	0	0	0	0	0
Grants & County Match	0	0	0	0	0	0	0	0	0	0
Impact Fees	0	0	0	0	0	0	0	0	0	0
Other	0	0	0	0	0	0	0	0	0	0
Subtotal FY 26			$12,695	$0						
Total	**$13,228**	**$533**	**$12,695**		**$0**	**$0**	**$0**	**$0**	**$0**	**$0**

Uses of Funds (in $000s):	Total Estimated Cost	Prior Expenses	FY 26 Carryforward	FY 26 Additional	FY 27	FY 28	FY 29	FY 30	FY 31	Future
Capital [1]	$13,228	$533	$12,695	$0	$0	$0	$0	$0	$0	$0
Contributions [2]	0	0	0	0	0	0	0	0	0	0
Non-Capital [3]	0	0	0	0	0	0	0	0	0	0
Subtotal FY 26			$12,695	$0						
Total	**$13,228**	**$533**	**$12,695**		**$0**	**$0**	**$0**	**$0**	**$0**	**$0**

[1] Capital includes, but is not limited to, expenses related to capitalizable Development, Design, Land Acquisition, Equipment, Construction and Administration required to complete the project.
[2] Contributions includes, but is not limited to, funding through an agreement to other Government Agencies, Youth Organizations, Cultural Service Organizations and other Non-Profit Organizations.
[3] Non-Capital includes, but is not limited to, expenses related to Building Maintenance, Grounds & Landscaping Maintenance, Non-Capitalizable Equipment and other Professional Services.

PROJECT TITLE:
PALM RIVER SERVICE AREA PURCHASE AND CONNECTION (MP)
CIE REQUIREMENTS: Y
LEVEL OF SERVICE IMPACT: F

PROJECT NUMBER: C32021000

PROGRAM: WATER ENTERPRISE

PROJECT DESCRIPTION:
Purchase of the Palm River Service Area from the existing utility provider. Purchase will include existing water distribution and wastewater collection utility infrastructure, and design and construction of appropriate connections to the County's existing utility system.

Neighborhood Community Area:
Greater Palm River

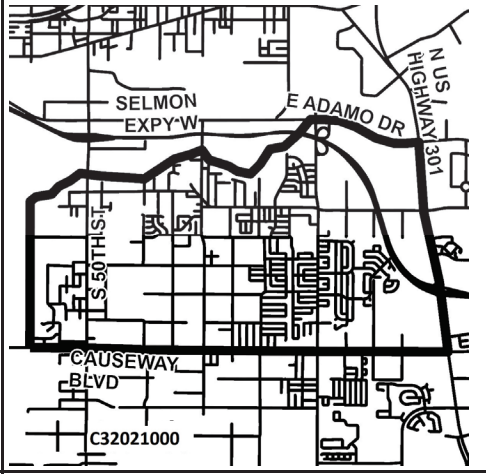

OPERATING COST IMPACT:
No significant change in annual operating costs is anticipated.

PROJECT COMPLETION DATE: TBD

Sources of Funds (in $000s):	Total Estimated Sources	Prior Funding	FY 26 Carryforward	FY 26 Additional	FY 27	FY 28	FY 29	FY 30	FY 31	Future
ARP Funds	$0	$0	$0	$0	$0	$0	$0	$0	$0	$0
Enterprise Fees	1,071	0	1,071	0	0	0	0	0	0	0
Financing	130,000	0	56,925	(56,925)	0	0	0	0	0	130,000
Grants & County Match	0	0	0	0	0	0	0	0	0	0
Impact Fees	0	0	0	0	0	0	0	0	0	0
Other	0	0	0	0	0	0	0	0	0	0
Subtotal FY 26			$57,996	($56,925)						
Total	**$131,071**	**$0**	**$1,071**		**$0**	**$0**	**$0**	**$0**	**$0**	**$130,000**

Uses of Funds (in $000s):	Total Estimated Cost	Prior Expenses	FY 26 Carryforward	FY 26 Additional	FY 27	FY 28	FY 29	FY 30	FY 31	Future
Capital [1]	$131,071	$0	$57,996	($56,925)	$0	$0	$0	$0	$0	$130,000
Contributions [2]	0	0	0	0	0	0	0	0	0	0
Non-Capital [3]	0	0	0	0	0	0	0	0	0	0
Subtotal FY 26			$57,996	($56,925)						
Total	**$131,071**	**$0**	**$1,071**		**$0**	**$0**	**$0**	**$0**	**$0**	**$130,000**

[1] Capital includes, but is not limited to, expenses related to capitalizable Development, Design, Land Acquisition, Equipment, Construction and Administration required to complete the project.
[2] Contributions includes, but is not limited to, funding through an agreement to other Government Agencies, Youth Organizations, Cultural Service Organizations and other Non-Profit Organizations.
[3] Non-Capital includes, but is not limited to, expenses related to Building Maintenance, Grounds & Landscaping Maintenance, Non-Capitalizable Equipment and other Professional Services.

PROJECT TITLE: **PROJECT NUMBER: C10297000**

PALM RIVER UTILITY EXPANSION PROGRAM (SEPTIC TO SEWER)

CIE REQUIREMENTS: Y

LEVEL OF SERVICE IMPACT: F **PROGRAM: WATER ENTERPRISE**

PROJECT DESCRIPTION:

This project will eliminate 1,750 septic tanks and build wastewater collection system for existing residents and future developments. This will reduce nutrient load (nitorgen and phosphorous) discharge to MeKay and Hillsborough Bays.

OPERATING COST IMPACT:

No significant change in annual operating costs is anticipated.

PROJECT COMPLETION DATE: TBD

Neighborhood Community Area:

Greater Palm River

Sources of Funds (in $000s):	Total Estimated Sources	Prior Funding	FY 26 Carryforward	FY 26 Additional	FY 27	FY 28	FY 29	FY 30	FY 31	Future
ARP Funds	$0	$0	$0	$0	$0	$0	$0	$0	$0	$0
Enterprise Fees	2,000	7	1,993	0	0	0	0	0	0	0
Financing	210,000	0	0	0	0	0	0	0	0	210,000
Grants & County Match	13,600	0	6,000	0	0	0	0	0	0	7,600
Impact Fees	0	0	0	0	0	0	0	0	0	0
Other	0	0	0	0	0	0	0	0	0	0
Subtotal FY 26			$7,993	$0						
Total	**$225,600**	**$7**	**$7,993**		**$0**	**$0**	**$0**	**$0**	**$0**	**$217,600**

Uses of Funds (in $000s):	Total Estimated Cost	Prior Expenses	FY 26 Carryforward	FY 26 Additional	FY 27	FY 28	FY 29	FY 30	FY 31	Future
Capital [1]	$225,600	$7	$7,993	$0	$0	$0	$0	$0	$0	$217,600
Contributions [2]	0	0	0	0	0	0	0	0	0	0
Non-Capital [3]	0	0	0	0	0	0	0	0	0	0
Subtotal FY 26			$7,993	$0						
Total	**$225,600**	**$7**	**$7,993**		**$0**	**$0**	**$0**	**$0**	**$0**	**$217,600**

[1] Capital includes, but is not limited to, expenses related to capitalizable Development, Design, Land Acquisition, Equipment, Construction and Administration required to complete the project.

[2] Contributions includes, but is not limited to, funding through an agreement to other Government Agencies, Youth Organizations, Cultural Service Organizations and other Non-Profit Organizations.

[3] Non-Capital includes, but is not limited to, expenses related to Building Maintenance, Grounds & Landscaping Maintenance, Non-Capitalizable Equipment and other Professional Services.

PROJECT TITLE: **PROJECT NUMBER: C10319000**

PALM RIVER UTILITY EXPANSION PROGRAM SEPTIC TO SEWER - ARP ACT 3 FUNDS

CIE REQUIREMENTS: Y

LEVEL OF SERVICE IMPACT: F **PROGRAM: WATER ENTERPRISE**

PROJECT DESCRIPTION:

This project will eliminate 1,750 septic tanks and build wastewater collection system for existing residents and future developments. This will reduce nutrient load (nitorgen and phosphorous) discharge to MeKay and Hillsborough Bays.

OPERATING COST IMPACT:

No significant change in annual operating costs is anticipated.

PROJECT COMPLETION DATE: Dec 2026

Neighborhood Community Area:

Greater Palm River

Sources of Funds (in $000s):	Total Estimated Sources	Prior Funding	FY 26 Carryforward	FY 26 Additional	FY 27	FY 28	FY 29	FY 30	FY 31	Future
ARP Funds	$5,000	$1,793	$3,207	$0	$0	$0	$0	$0	$0	$0
Enterprise Fees	0	0	0	0	0	0	0	0	0	0
Financing	0	0	0	0	0	0	0	0	0	0
Grants & County Match	2,000	484	1,516	0	0	0	0	0	0	0
Impact Fees	0	0	0	0	0	0	0	0	0	0
Other	0	0	0	0	0	0	0	0	0	0
Subtotal FY 26			$4,723	$0						
Total	**$7,000**	**$2,277**	**$4,723**		**$0**	**$0**	**$0**	**$0**	**$0**	**$0**

Uses of Funds (in $000s):	Total Estimated Cost	Prior Expenses	FY 26 Carryforward	FY 26 Additional	FY 27	FY 28	FY 29	FY 30	FY 31	Future
Capital [1]	$7,000	$2,277	$4,723	$0	$0	$0	$0	$0	$0	$0
Contributions [2]	0	0	0	0	0	0	0	0	0	0
Non-Capital [3]	0	0	0	0	0	0	0	0	0	0
Subtotal FY 26			$4,723	$0						
Total	**$7,000**	**$2,277**	**$4,723**		**$0**	**$0**	**$0**	**$0**	**$0**	**$0**

[1] Capital includes, but is not limited to, expenses related to capitalizable Development, Design, Land Acquisition, Equipment, Construction and Administration required to complete the project.

[2] Contributions includes, but is not limited to, funding through an agreement to other Government Agencies, Youth Organizations, Cultural Service Organizations and other Non-Profit Organizations.

[3] Non-Capital includes, but is not limited to, expenses related to Building Maintenance, Grounds & Landscaping Maintenance, Non-Capitalizable Equipment and other Professional Services.

PROJECT TITLE: POTABLE WATER TREATMENT PLANT R&R (MP)
PROJECT NUMBER: C30116000
CIE REQUIREMENTS: Y
LEVEL OF SERVICE IMPACT: M
PROGRAM: WATER ENTERPRISE

PROJECT DESCRIPTION:
Perform renewal and replacement of assets at the County's Drinking Water Treatment facilities.

Neighborhood Community Area:
Countywide

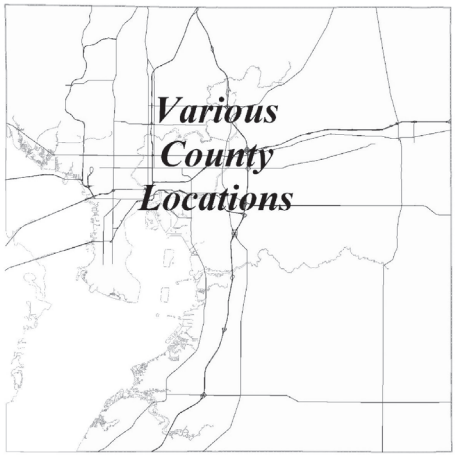

OPERATING COST IMPACT:
No significant change in annual operating costs is anticipated.

PROJECT COMPLETION DATE: Ongoing

Sources of Funds (in $000s):	Total Estimated Sources	Prior Funding	FY 26 Carryforward	FY 26 Additional	FY 27	FY 28	FY 29	FY 30	FY 31	Future
ARP Funds	$0	$0	$0	$0	$0	$0	$0	$0	$0	$0
Enterprise Fees	59,483	21,753	3,364	3,310	6,921	2,800	2,900	2,900	2,973	12,562
Financing	2,918	2,918	0	0	0	0	0	0	0	0
Grants & County Match	0	0	0	0	0	0	0	0	0	0
Impact Fees	0	0	0	0	0	0	0	0	0	0
Other	0	0	0	0	0	0	0	0	0	0
Subtotal FY 26			$3,364	$3,310						
Total	**$62,401**	**$24,671**	**$6,674**		**$6,921**	**$2,800**	**$2,900**	**$2,900**	**$2,973**	**$12,562**

Uses of Funds (in $000s):	Total Estimated Cost	Prior Expenses	FY 26 Carryforward	FY 26 Additional	FY 27	FY 28	FY 29	FY 30	FY 31	Future
Capital [1]	$60,971	$24,241	$2,364	$3,310	$6,921	$2,800	$2,900	$2,900	$2,973	$12,562
Contributions [2]	0	0	0	0	0	0	0	0	0	0
Non-Capital [3]	1,430	430	1,000	0	0	0	0	0	0	0
Subtotal FY 26			$3,364	$3,310						
Total	**$62,401**	**$24,671**	**$6,674**		**$6,921**	**$2,800**	**$2,900**	**$2,900**	**$2,973**	**$12,562**

[1] Capital includes, but is not limited to, expenses related to capitalizable Development, Design, Land Acquisition, Equipment, Construction and Administration required to complete the project.
[2] Contributions includes, but is not limited to, funding through an agreement to other Government Agencies, Youth Organizations, Cultural Service Organizations and other Non-Profit Organizations.
[3] Non-Capital includes, but is not limited to, expenses related to Building Maintenance, Grounds & Landscaping Maintenance, Non-Capitalizable Equipment and other Professional Services.

PROJECT TITLE: POTENTIAL NEW POINT OF CONNECTION FOR TBW
PROJECT NUMBER: C32022000
CIE REQUIREMENTS: Y
LEVEL OF SERVICE IMPACT: F
PROGRAM: WATER ENTERPRISE

PROJECT DESCRIPTION:
Design and construct a potential new point of connection for Tampa Bay Water

Neighborhood Community Area:
TBD

OPERATING COST IMPACT:
Impact on annual operating and maintenance costs is to be determined.

PROJECT COMPLETION DATE: TBD

Sources of Funds (in $000s):	Total Estimated Sources	Prior Funding	FY 26 Carryforward	FY 26 Additional	FY 27	FY 28	FY 29	FY 30	FY 31	Future
ARP Funds	$0	$0	$0	$0	$0	$0	$0	$0	$0	$0
Enterprise Fees	0	0	0	0	0	0	0	0	0	0
Financing	350,000	0	0	0	0	0	0	0	0	350,000
Grants & County Match	0	0	0	0	0	0	0	0	0	0
Impact Fees	0	0	0	0	0	0	0	0	0	0
Other	0	0	0	0	0	0	0	0	0	0
Subtotal FY 26			$0	$0						
Total	**$350,000**	**$0**	**$0**		**$0**	**$0**	**$0**	**$0**	**$0**	**$350,000**

Uses of Funds (in $000s):	Total Estimated Cost	Prior Expenses	FY 26 Carryforward	FY 26 Additional	FY 27	FY 28	FY 29	FY 30	FY 31	Future
Capital [1]	$350,000	$0	$0	$0	$0	$0	$0	$0	$0	$350,000
Contributions [2]	0	0	0	0	0	0	0	0	0	0
Non-Capital [3]	0	0	0	0	0	0	0	0	0	0
Subtotal FY 26			$0	$0						
Total	**$350,000**	**$0**	**$0**		**$0**	**$0**	**$0**	**$0**	**$0**	**$350,000**

[1] Capital includes, but is not limited to, expenses related to capitalizable Development, Design, Land Acquisition, Equipment, Construction and Administration required to complete the project.
[2] Contributions includes, but is not limited to, funding through an agreement to other Government Agencies, Youth Organizations, Cultural Service Organizations and other Non-Profit Organizations.
[3] Non-Capital includes, but is not limited to, expenses related to Building Maintenance, Grounds & Landscaping Maintenance, Non-Capitalizable Equipment and other Professional Services.

PROJECT TITLE: **PROJECT NUMBER: C31978000**
PUBLIC UTILITIES TELEMETRY / DATA NETWORK AND SUPPORT PROGRAM (MP)
CIE REQUIREMENTS: Y
LEVEL OF SERVICE IMPACT: E **PROGRAM: WATER ENTERPRISE**

PROJECT DESCRIPTION:
Design and construct a facility to centralize command and control of the Public Utilities Department water and wastewater facilities. This facility will include all necessary support structure, communications, interconnectivity, and uplinks to all water and wastewater SCADA systems to allow remote 24 hour operation during normal and emergency operations. This project is required to provide Public Utilities a facility to utilize for centralized command and control of our water and wastewater treatment plants and pumping stations on a 24-hour basis as well as provide a command and control facility for recovery operations following an emergency situation.

OPERATING COST IMPACT:
Operating cost impact is estimated to be $50,000 per year.

PROJECT COMPLETION DATE: Ongoing

Neighborhood Community Area:
Brandon

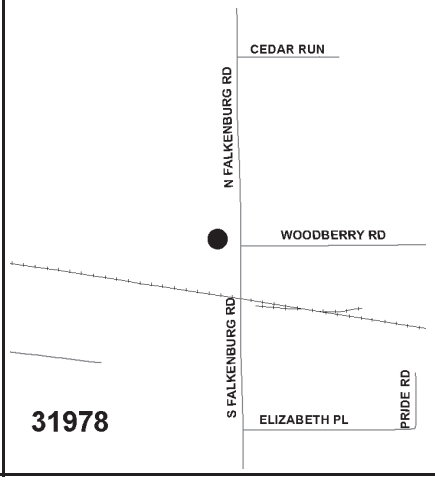

Sources of Funds (in $000s):	Total Estimated Sources	Prior Funding	FY 26 Carryforward	FY 26 Additional	FY 27	FY 28	FY 29	FY 30	FY 31	Future
ARP Funds	$0	$0	$0	$0	$0	$0	$0	$0	$0	$0
Enterprise Fees	22,198	8,123	1,201	1,140	1,250	1,250	1,250	1,250	1,281	5,453
Financing	502	502	0	0	0	0	0	0	0	0
Grants & County Match	0	0	0	0	0	0	0	0	0	0
Impact Fees	0	0	0	0	0	0	0	0	0	0
Other	0	0	0	0	0	0	0	0	0	0
Subtotal FY 26			$1,201	$1,140						
Total	**$22,700**	**$8,626**	**$2,341**		**$1,250**	**$1,250**	**$1,250**	**$1,250**	**$1,281**	**$5,453**

Uses of Funds (in $000s):	Total Estimated Cost	Prior Expenses	FY 26 Carryforward	FY 26 Additional	FY 27	FY 28	FY 29	FY 30	FY 31	Future
Capital [1]	$21,700	$8,626	$201	$1,140	$1,250	$1,250	$1,250	$1,250	$1,281	$5,453
Contributions [2]	0	0	0	0	0	0	0	0	0	0
Non-Capital [3]	1,000	0	1,000	0	0	0	0	0	0	0
Subtotal FY 26			$1,201	$1,140						
Total	**$22,700**	**$8,626**	**$2,341**		**$1,250**	**$1,250**	**$1,250**	**$1,250**	**$1,281**	**$5,453**

[1] Capital includes, but is not limited to, expenses related to capitalizable Development, Design, Land Acquisition, Equipment, Construction and Administration required to complete the project.
[2] Contributions includes, but is not limited to, funding through an agreement to other Government Agencies, Youth Organizations, Cultural Service Organizations and other Non-Profit Organizations.
[3] Non-Capital includes, but is not limited to, expenses related to Building Maintenance, Grounds & Landscaping Maintenance, Non-Capitalizable Equipment and other Professional Services.

PROJECT TITLE: **PROJECT NUMBER: C10795000**
RECLAIMED WATER PUMP STATION & REMOTE TELEMETRY MONITORING (MP)
CIE REQUIREMENTS: Y
LEVEL OF SERVICE IMPACT: M **PROGRAM: WATER ENTERPRISE**

PROJECT DESCRIPTION:
Renovation / replacement of outdated equipment that fails at reclaimed water pumping stations and at remote sites used for monitoring and controlling reclaimed water system operation.

OPERATING COST IMPACT:
No significant change in annual operating costs is anticipated.

PROJECT COMPLETION DATE: Ongoing

Neighborhood Community Area:
Countywide

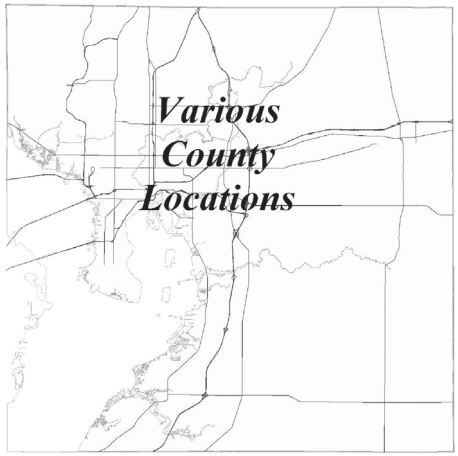

Sources of Funds (in $000s):	Total Estimated Sources	Prior Funding	FY 26 Carryforward	FY 26 Additional	FY 27	FY 28	FY 29	FY 30	FY 31	Future
ARP Funds	$0	$0	$0	$0	$0	$0	$0	$0	$0	$0
Enterprise Fees	17,650	5,082	1,922	71	870	700	700	1,300	1,333	5,672
Financing	589	589	0	0	0	0	0	0	0	0
Grants & County Match	0	0	0	0	0	0	0	0	0	0
Impact Fees	0	0	0	0	0	0	0	0	0	0
Other	0	0	0	0	0	0	0	0	0	0
Subtotal FY 26			$1,922	$71						
Total	**$18,239**	**$5,671**	**$1,993**		**$870**	**$700**	**$700**	**$1,300**	**$1,333**	**$5,672**

Uses of Funds (in $000s):	Total Estimated Cost	Prior Expenses	FY 26 Carryforward	FY 26 Additional	FY 27	FY 28	FY 29	FY 30	FY 31	Future
Capital [1]	$17,939	$5,671	$1,622	$71	$870	$700	$700	$1,300	$1,333	$5,672
Contributions [2]	0	0	0	0	0	0	0	0	0	0
Non-Capital [3]	300	0	300	0	0	0	0	0	0	0
Subtotal FY 26			$1,922	$71						
Total	**$18,239**	**$5,671**	**$1,993**		**$870**	**$700**	**$700**	**$1,300**	**$1,333**	**$5,672**

[1] Capital includes, but is not limited to, expenses related to capitalizable Development, Design, Land Acquisition, Equipment, Construction and Administration required to complete the project.
[2] Contributions includes, but is not limited to, funding through an agreement to other Government Agencies, Youth Organizations, Cultural Service Organizations and other Non-Profit Organizations.
[3] Non-Capital includes, but is not limited to, expenses related to Building Maintenance, Grounds & Landscaping Maintenance, Non-Capitalizable Equipment and other Professional Services.

PROJECT TITLE: **PROJECT NUMBER: C19017000**
RECLAIMED WATER TRANSMISSION MAIN EXTENSIONS TO NEW AND EXISTING CUSTOMERS (MP)
CIE REQUIREMENTS: Y
LEVEL OF SERVICE IMPACT: E,F **PROGRAM: WATER ENTERPRISE**

PROJECT DESCRIPTION:
Design and construction of RWTM's to serve new developments or major users, to serve existing developments with approved RWIU's, and to improve service to existing customers. This can include the construction of metering assemblies for major users.

Neighborhood Community Area:
Countywide

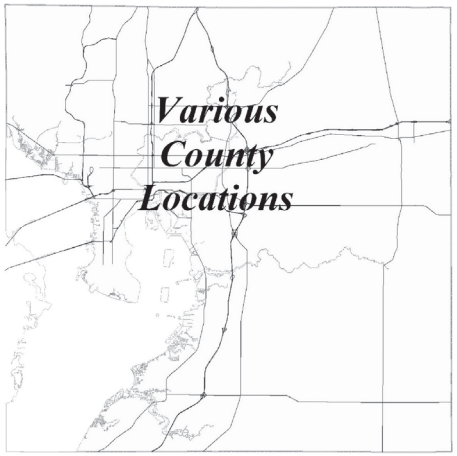

OPERATING COST IMPACT:
Operating cost is estimated to be $1,200 per year.

PROJECT COMPLETION DATE: Ongoing

Sources of Funds (in $000s):	Total Estimated Sources	Prior Funding	FY 26 Carryforward	FY 26 Additional	FY 27	FY 28	FY 29	FY 30	FY 31	Future
ARP Funds	$0	$0	$0	$0	$0	$0	$0	$0	$0	$0
Enterprise Fees	10,712	3,019	229	955	600	600	600	745	764	3,200
Financing	0	0	0	0	0	0	0	0	0	0
Grants & County Match	58	58	0	0	0	0	0	0	0	0
Impact Fees	0	0	0	0	0	0	0	0	0	0
Other	0	0	0	0	0	0	0	0	0	0
Subtotal FY 26			$229	$955						
Total	**$10,770**	**$3,076**	**$1,184**		**$600**	**$600**	**$600**	**$745**	**$764**	**$3,200**

Uses of Funds (in $000s):	Total Estimated Cost	Prior Expenses	FY 26 Carryforward	FY 26 Additional	FY 27	FY 28	FY 29	FY 30	FY 31	Future
Capital [1]	$10,770	$3,076	$229	$955	$600	$600	$600	$745	$764	$3,200
Contributions [2]	0	0	0	0	0	0	0	0	0	0
Non-Capital [3]	0	0	0	0	0	0	0	0	0	0
Subtotal FY 26			$229	$955						
Total	**$10,770**	**$3,076**	**$1,184**		**$600**	**$600**	**$600**	**$745**	**$764**	**$3,200**

[1] Capital includes, but is not limited to, expenses related to capitalizable Development, Design, Land Acquisition, Equipment, Construction and Administration required to complete the project.
[2] Contributions includes, but is not limited to, funding through an agreement to other Government Agencies, Youth Organizations, Cultural Service Organizations and other Non-Profit Organizations.
[3] Non-Capital includes, but is not limited to, expenses related to Building Maintenance, Grounds & Landscaping Maintenance, Non-Capitalizable Equipment and other Professional Services.

PROJECT TITLE: **PROJECT NUMBER: C10745000**
REGIONAL WASTEWATER TREATMENT PLANT R&R (MP)
CIE REQUIREMENTS: Y
LEVEL OF SERVICE IMPACT: M **PROGRAM: WATER ENTERPRISE**

PROJECT DESCRIPTION:
Perform renewal and replacement projects of approximately $100,000 each at the 7 Regional Wastewater Treatment Plants.

Neighborhood Community Area:
Countywide

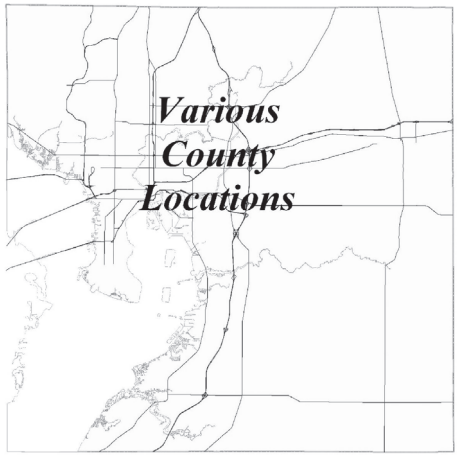

OPERATING COST IMPACT:
No significant change in annual operating costs is anticipated.

PROJECT COMPLETION DATE: Ongoing

Sources of Funds (in $000s):	Total Estimated Sources	Prior Funding	FY 26 Carryforward	FY 26 Additional	FY 27	FY 28	FY 29	FY 30	FY 31	Future
ARP Funds	$0	$0	$0	$0	$0	$0	$0	$0	$0	$0
Enterprise Fees	139,315	55,704	7,307	4,300	5,625	7,000	7,000	8,200	8,405	35,774
Financing	12,955	12,955	0	0	0	0	0	0	0	0
Grants & County Match	0	0	0	0	0	0	0	0	0	0
Impact Fees	0	0	0	0	0	0	0	0	0	0
Other	0	0	0	0	0	0	0	0	0	0
Subtotal FY 26			$7,307	$4,300						
Total	**$152,270**	**$68,659**	**$11,607**		**$5,625**	**$7,000**	**$7,000**	**$8,200**	**$8,405**	**$35,774**

Uses of Funds (in $000s):	Total Estimated Cost	Prior Expenses	FY 26 Carryforward	FY 26 Additional	FY 27	FY 28	FY 29	FY 30	FY 31	Future
Capital [1]	$146,881	$67,270	$3,307	$4,300	$5,625	$7,000	$7,000	$8,200	$8,405	$35,774
Contributions [2]	0	0	0	0	0	0	0	0	0	0
Non-Capital [3]	5,389	1,389	4,000	0	0	0	0	0	0	0
Subtotal FY 26			$7,307	$4,300						
Total	**$152,270**	**$68,659**	**$11,607**		**$5,625**	**$7,000**	**$7,000**	**$8,200**	**$8,405**	**$35,774**

[1] Capital includes, but is not limited to, expenses related to capitalizable Development, Design, Land Acquisition, Equipment, Construction and Administration required to complete the project.
[2] Contributions includes, but is not limited to, funding through an agreement to other Government Agencies, Youth Organizations, Cultural Service Organizations and other Non-Profit Organizations.
[3] Non-Capital includes, but is not limited to, expenses related to Building Maintenance, Grounds & Landscaping Maintenance, Non-Capitalizable Equipment and other Professional Services.

PROJECT TITLE:
RUSKIN AND WIMAUMA SEWER SYSTEM
CIE REQUIREMENTS: Y
LEVEL OF SERVICE IMPACT: F

PROJECT NUMBER: C10296000

PROGRAM: WATER ENTERPRISE

PROJECT DESCRIPTION:
Existing LPSS system performs below PUD expectations. PUD will investigate 1) if the LPSS can work with better performance at lower maintenance effort and cost; and, 2) what techniques will be used for wastewater collection. This project will allow PUD to better serve the residents and business at these two locations.

OPERATING COST IMPACT:
No significant change in annual operating costs is anticipated.

PROJECT COMPLETION DATE: TBD

Neighborhood Community Area:
Ruskin

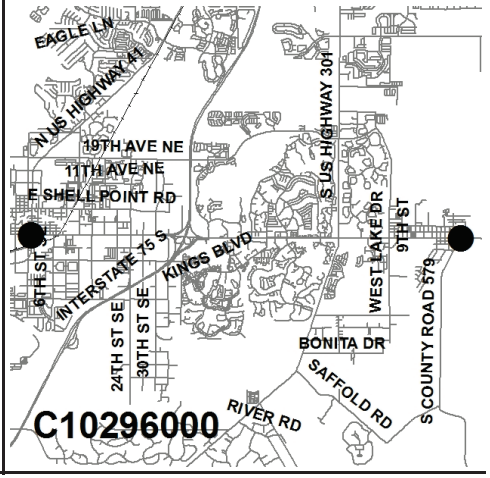

Sources of Funds (in $000s):	Total Estimated Sources	Prior Funding	FY 26 Carryforward	FY 26 Additional	FY 27	FY 28	FY 29	FY 30	FY 31	Future
ARP Funds	$0	$0	$0	$0	$0	$0	$0	$0	$0	$0
Enterprise Fees	10,200	46	10,154	0	0	0	0	0	0	0
Financing	280,000	0	0	0	0	0	0	0	0	280,000
Grants & County Match	0	0	0	0	0	0	0	0	0	0
Impact Fees	0	0	0	0	0	0	0	0	0	0
Other	1,746	1,572	174	0	0	0	0	0	0	0
Subtotal FY 26			$10,328	$0						
Total	**$291,946**	**$1,618**	**$10,328**		**$0**	**$0**	**$0**	**$0**	**$0**	**$280,000**

Uses of Funds (in $000s):	Total Estimated Cost	Prior Expenses	FY 26 Carryforward	FY 26 Additional	FY 27	FY 28	FY 29	FY 30	FY 31	Future
Capital [1]	$291,946	$1,618	$10,328	$0	$0	$0	$0	$0	$0	$280,000
Contributions [2]	0	0	0	0	0	0	0	0	0	0
Non-Capital [3]	0	0	0	0	0	0	0	0	0	0
Subtotal FY 26			$10,328	$0						
Total	**$291,946**	**$1,618**	**$10,328**		**$0**	**$0**	**$0**	**$0**	**$0**	**$280,000**

[1] Capital includes, but is not limited to, expenses related to capitalizable Development, Design, Land Acquisition, Equipment, Construction and Administration required to complete the project.
[2] Contributions includes, but is not limited to, funding through an agreement to other Government Agencies, Youth Organizations, Cultural Service Organizations and other Non-Profit Organizations.
[3] Non-Capital includes, but is not limited to, expenses related to Building Maintenance, Grounds & Landscaping Maintenance, Non-Capitalizable Equipment and other Professional Services.

PROJECT TITLE:
RUSKIN AND WIMAUMA SEWER SYSTEM - ARP ACT 3 FUNDS
CIE REQUIREMENTS: Y
LEVEL OF SERVICE IMPACT: F

PROJECT NUMBER: C10320000

PROGRAM: WATER ENTERPRISE

PROJECT DESCRIPTION:
Existing LPSS system performs below PUD expectations. PUD will investigate 1) if the LPSS can work with better performance at lower maintenance effort and cost; and, 2) what techniques will be used for wastewater collection. This project will allow PUD to better serve the residents and business at these two locations.

OPERATING COST IMPACT:
No significant change in annual operating costs is anticipated.

PROJECT COMPLETION DATE: Dec 2026

Neighborhood Community Area:
Ruskin

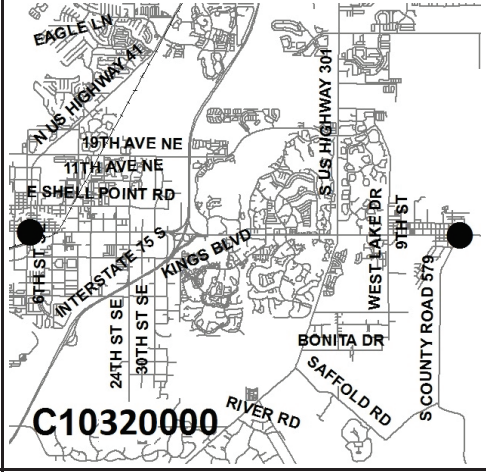

Sources of Funds (in $000s):	Total Estimated Sources	Prior Funding	FY 26 Carryforward	FY 26 Additional	FY 27	FY 28	FY 29	FY 30	FY 31	Future
ARP Funds	$30,000	$6,136	$23,864	$0	$0	$0	$0	$0	$0	$0
Enterprise Fees	0	0	0	0	0	0	0	0	0	0
Financing	0	0	0	0	0	0	0	0	0	0
Grants & County Match	6,103	1,727	4,376	0	0	0	0	0	0	0
Impact Fees	0	0	0	0	0	0	0	0	0	0
Other	0	0	0	0	0	0	0	0	0	0
Subtotal FY 26			$28,240	$0						
Total	**$36,103**	**$7,863**	**$28,240**		**$0**	**$0**	**$0**	**$0**	**$0**	**$0**

Uses of Funds (in $000s):	Total Estimated Cost	Prior Expenses	FY 26 Carryforward	FY 26 Additional	FY 27	FY 28	FY 29	FY 30	FY 31	Future
Capital [1]	$36,103	$7,863	$28,240	$0	$0	$0	$0	$0	$0	$0
Contributions [2]	0	0	0	0	0	0	0	0	0	0
Non-Capital [3]	0	0	0	0	0	0	0	0	0	0
Subtotal FY 26			$28,240	$0						
Total	**$36,103**	**$7,863**	**$28,240**		**$0**	**$0**	**$0**	**$0**	**$0**	**$0**

[1] Capital includes, but is not limited to, expenses related to capitalizable Development, Design, Land Acquisition, Equipment, Construction and Administration required to complete the project.
[2] Contributions includes, but is not limited to, funding through an agreement to other Government Agencies, Youth Organizations, Cultural Service Organizations and other Non-Profit Organizations.
[3] Non-Capital includes, but is not limited to, expenses related to Building Maintenance, Grounds & Landscaping Maintenance, Non-Capitalizable Equipment and other Professional Services.

PROJECT TITLE: **PROJECT NUMBER: C10326000**

RUSKIN AND WIMAUMA WATER AND SEWER CONNECTION – ARP ACT 3 FUNDS

CIE REQUIREMENTS: Y

LEVEL OF SERVICE IMPACT: F **PROGRAM: WATER ENTERPRISE**

PROJECT DESCRIPTION:

Collects costs for capital assets and keeps invoice audit trail into fixed assets related to wastewater and potable water connections in the Wimauma and Ruskin areas.

OPERATING COST IMPACT:

No significant change in annual operating costs is anticipated.

PROJECT COMPLETION DATE: Dec 2026

Neighborhood Community Area:

Wimauma/Ruskin

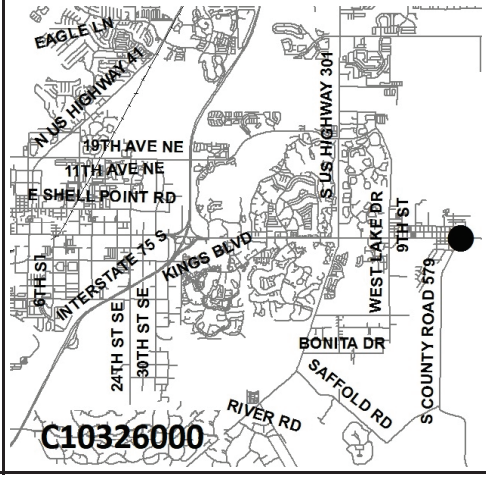

Sources of Funds (in $000s):	Total Estimated Sources	Prior Funding	FY 26 Carryforward	FY 26 Additional	FY 27	FY 28	FY 29	FY 30	FY 31	Future
ARP Funds	$2,000	$0	$2,000	$0	$0	$0	$0	$0	$0	$0
Enterprise Fees	0	0	0	0	0	0	0	0	0	0
Financing	0	0	0	0	0	0	0	0	0	0
Grants & County Match	0	0	0	0	0	0	0	0	0	0
Impact Fees	0	0	0	0	0	0	0	0	0	0
Other	0	0	0	0	0	0	0	0	0	0
Subtotal FY 26			$2,000	$0						
Total	**$2,000**	**$0**	**$2,000**		**$0**	**$0**	**$0**	**$0**	**$0**	**$0**

Uses of Funds (in $000s):	Total Estimated Cost	Prior Expenses	FY 26 Carryforward	FY 26 Additional	FY 27	FY 28	FY 29	FY 30	FY 31	Future
Capital [1]	$2,000	$0	$2,000	$0	$0	$0	$0	$0	$0	$0
Contributions [2]	0	0	0	0	0	0	0	0	0	0
Non-Capital [3]	0	0	0	0	0	0	0	0	0	0
Subtotal FY 26			$2,000	$0						
Total	**$2,000**	**$0**	**$2,000**		**$0**	**$0**	**$0**	**$0**	**$0**	**$0**

[1] Capital includes, but is not limited to, expenses related to capitalizable Development, Design, Land Acquisition, Equipment, Construction and Administration required to complete the project.
[2] Contributions includes, but is not limited to, funding through an agreement to other Government Agencies, Youth Organizations, Cultural Service Organizations and other Non-Profit Organizations.
[3] Non-Capital includes, but is not limited to, expenses related to Building Maintenance, Grounds & Landscaping Maintenance, Non-Capitalizable Equipment and other Professional Services.

PROJECT TITLE: **PROJECT NUMBER: C32019000**

RUSKIN POTABLE WATER TRANSMISSION MAIN

CIE REQUIREMENTS: Y

LEVEL OF SERVICE IMPACT: F **PROGRAM: WATER ENTERPRISE**

PROJECT DESCRIPTION:

Construction of a potable water transmission main to connect the existing large transmission mains on 19th Avenue and College Avenue. This will require approximately 9,000 feet of pipe on or near US 41. This project is expected to improve delivery pressures to existing customers in Ruskin and provide additional redundancy.

OPERATING COST IMPACT:

No significant change in annual operating costs is anticipated.

PROJECT COMPLETION DATE: Jun 2029

Neighborhood Community Area:

Ruskin

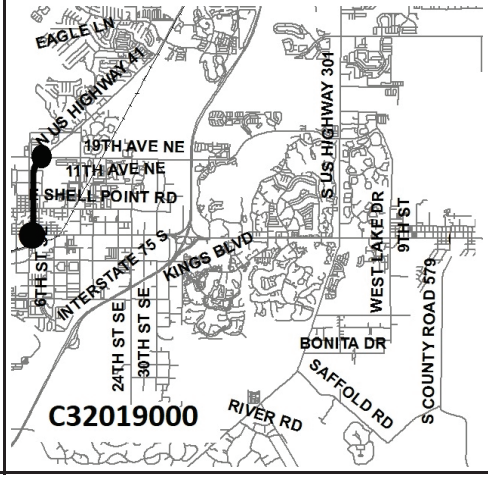

Sources of Funds (in $000s):	Total Estimated Sources	Prior Funding	FY 26 Carryforward	FY 26 Additional	FY 27	FY 28	FY 29	FY 30	FY 31	Future
ARP Funds	$0	$0	$0	$0	$0	$0	$0	$0	$0	$0
Enterprise Fees	2,600	0	1,100	1,500	0	0	0	0	0	0
Financing	38,500	0	0	0	15,500	23,000	0	0	0	0
Grants & County Match	0	0	0	0	0	0	0	0	0	0
Impact Fees	0	0	0	0	0	0	0	0	0	0
Other	0	0	0	0	0	0	0	0	0	0
Subtotal FY 26			$1,100	$1,500						
Total	**$41,100**	**$0**	**$2,600**		**$15,500**	**$23,000**	**$0**	**$0**	**$0**	**$0**

Uses of Funds (in $000s):	Total Estimated Cost	Prior Expenses	FY 26 Carryforward	FY 26 Additional	FY 27	FY 28	FY 29	FY 30	FY 31	Future
Capital [1]	$41,100	$0	$1,100	$1,500	$15,500	$23,000	$0	$0	$0	$0
Contributions [2]	0	0	0	0	0	0	0	0	0	0
Non-Capital [3]	0	0	0	0	0	0	0	0	0	0
Subtotal FY 26			$1,100	$1,500						
Total	**$41,100**	**$0**	**$2,600**		**$15,500**	**$23,000**	**$0**	**$0**	**$0**	**$0**

[1] Capital includes, but is not limited to, expenses related to capitalizable Development, Design, Land Acquisition, Equipment, Construction and Administration required to complete the project.
[2] Contributions includes, but is not limited to, funding through an agreement to other Government Agencies, Youth Organizations, Cultural Service Organizations and other Non-Profit Organizations.
[3] Non-Capital includes, but is not limited to, expenses related to Building Maintenance, Grounds & Landscaping Maintenance, Non-Capitalizable Equipment and other Professional Services.

PROJECT TITLE:
SERVICE AREA PURCHASES (MP)
CIE REQUIREMENTS: Y
LEVEL OF SERVICE IMPACT: E

PROJECT NUMBER: C32017000

PROGRAM: WATER ENTERPRISE

PROJECT DESCRIPTION:
Purchase of select service areas from the existing utility provider. Purchase will include existing water distribution utility infrastructure, and design and construction of appropriate connections to the County's existing utility system.

Neighborhood Community Area:
Countywide

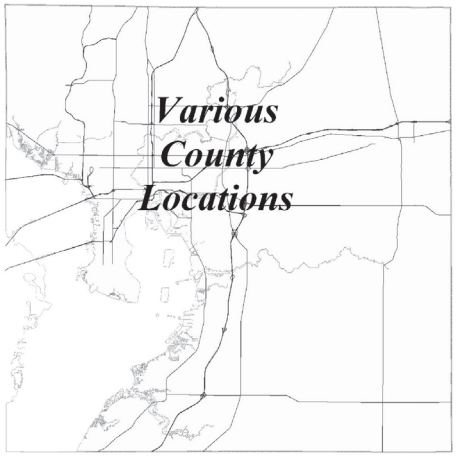

OPERATING COST IMPACT:
No significant change in annual operating costs is anticipated.

PROJECT COMPLETION DATE: Ongoing

Sources of Funds (in $000s):	Total Estimated Sources	Prior Funding	FY 26 Carryforward	FY 26 Additional	FY 27	FY 28	FY 29	FY 30	FY 31	Future
ARP Funds	$0	$0	$0	$0	$0	$0	$0	$0	$0	$0
Enterprise Fees	0	0	0	0	0	0	0	0	0	0
Financing	50,000	0	0	0	0	0	0	0	0	50,000
Grants & County Match	0	0	0	0	0	0	0	0	0	0
Impact Fees	0	0	0	0	0	0	0	0	0	0
Other	0	0	0	0	0	0	0	0	0	0
Subtotal FY 26			$0	$0						
Total	**$50,000**	**$0**	**$0**		**$0**	**$0**	**$0**	**$0**	**$0**	**$50,000**

Uses of Funds (in $000s):	Total Estimated Cost	Prior Expenses	FY 26 Carryforward	FY 26 Additional	FY 27	FY 28	FY 29	FY 30	FY 31	Future
Capital [1]	$50,000	$0	$0	$0	$0	$0	$0	$0	$0	$50,000
Contributions [2]	0	0	0	0	0	0	0	0	0	0
Non-Capital [3]	0	0	0	0	0	0	0	0	0	0
Subtotal FY 26			$0	$0						
Total	**$50,000**	**$0**	**$0**		**$0**	**$0**	**$0**	**$0**	**$0**	**$50,000**

[1] Capital includes, but is not limited to, expenses related to capitalizable Development, Design, Land Acquisition, Equipment, Construction and Administration required to complete the project.
[2] Contributions includes, but is not limited to, funding through an agreement to other Government Agencies, Youth Organizations, Cultural Service Organizations and other Non-Profit Organizations.
[3] Non-Capital includes, but is not limited to, expenses related to Building Maintenance, Grounds & Landscaping Maintenance, Non-Capitalizable Equipment and other Professional Services.

PROJECT TITLE:
SERVICES TO INFILL AREAS (INCLUDES POTABLE AND SEPTIC TO SEWER)
CIE REQUIREMENTS: Y
LEVEL OF SERVICE IMPACT: F

PROJECT NUMBER: C32029000

PROGRAM: WATER ENTERPRISE

PROJECT DESCRIPTION:
Connect citizens currently on well and/or septic to the County's potable water and/or wastewater systems

Neighborhood Community Area:
Countywide

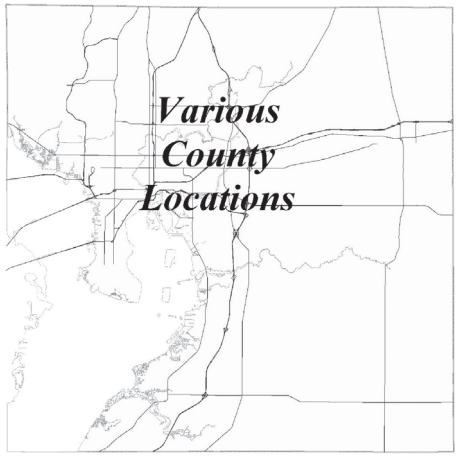

OPERATING COST IMPACT:
Impact on annual operating and maintenance costs is to be determined.

PROJECT COMPLETION DATE: TBD

Sources of Funds (in $000s):	Total Estimated Sources	Prior Funding	FY 26 Carryforward	FY 26 Additional	FY 27	FY 28	FY 29	FY 30	FY 31	Future
ARP Funds	$0	$0	$0	$0	$0	$0	$0	$0	$0	$0
Enterprise Fees	0	0	0	0	0	0	0	0	0	0
Financing	1,480,400	0	0	0	0	0	0	0	0	1,480,400
Grants & County Match	0	0	0	0	0	0	0	0	0	0
Impact Fees	0	0	0	0	0	0	0	0	0	0
Other	0	0	0	0	0	0	0	0	0	0
Subtotal FY 26			$0	$0						
Total	**$1,480,400**	**$0**	**$0**		**$0**	**$0**	**$0**	**$0**	**$0**	**$1,480,400**

Uses of Funds (in $000s):	Total Estimated Cost	Prior Expenses	FY 26 Carryforward	FY 26 Additional	FY 27	FY 28	FY 29	FY 30	FY 31	Future
Capital [1]	$1,480,400	$0	$0	$0	$0	$0	$0	$0	$0	$1,480,400
Contributions [2]	0	0	0	0	0	0	0	0	0	0
Non-Capital [3]	0	0	0	0	0	0	0	0	0	0
Subtotal FY 26			$0	$0						
Total	**$1,480,400**	**$0**	**$0**		**$0**	**$0**	**$0**	**$0**	**$0**	**$1,480,400**

[1] Capital includes, but is not limited to, expenses related to capitalizable Development, Design, Land Acquisition, Equipment, Construction and Administration required to complete the project.
[2] Contributions includes, but is not limited to, funding through an agreement to other Government Agencies, Youth Organizations, Cultural Service Organizations and other Non-Profit Organizations.
[3] Non-Capital includes, but is not limited to, expenses related to Building Maintenance, Grounds & Landscaping Maintenance, Non-Capitalizable Equipment and other Professional Services.

PROJECT TITLE: SOUTH CENTRAL RECLAIMED WATER SYSTEM ADDITIONS
PROJECT NUMBER: C10344000
CIE REQUIREMENTS: Y
LEVEL OF SERVICE IMPACT: M
PROGRAM: WATER ENTERPRISE

PROJECT DESCRIPTION:
Install additional reclaimed water mains to enhance overall reuse and effluent disposal

Neighborhood Community Area:
TBD

OPERATING COST IMPACT:
Impact on annual operating and maintenance costs is to be determined.

PROJECT COMPLETION DATE: TBD

Sources of Funds (in $000s):	Total Estimated Sources	Prior Funding	FY 26 Carryforward	FY 26 Additional	FY 27	FY 28	FY 29	FY 30	FY 31	Future
ARP Funds	$0	$0	$0	$0	$0	$0	$0	$0	$0	$0
Enterprise Fees	0	0	0	0	0	0	0	0	0	0
Financing	20,000	0	0	0	0	20,000	0	0	0	0
Grants & County Match	0	0	0	0	0	0	0	0	0	0
Impact Fees	0	0	0	0	0	0	0	0	0	0
Other	0	0	0	0	0	0	0	0	0	0
Subtotal FY 26			$0	$0						
Total	**$20,000**	**$0**	**$0**		**$0**	**$20,000**	**$0**	**$0**	**$0**	**$0**

Uses of Funds (in $000s):	Total Estimated Cost	Prior Expenses	FY 26 Carryforward	FY 26 Additional	FY 27	FY 28	FY 29	FY 30	FY 31	Future
Capital [1]	$20,000	$0	$0	$0	$0	$20,000	$0	$0	$0	$0
Contributions [2]	0	0	0	0	0	0	0	0	0	0
Non-Capital [3]	0	0	0	0	0	0	0	0	0	0
Subtotal FY 26			$0	$0						
Total	**$20,000**	**$0**	**$0**		**$0**	**$20,000**	**$0**	**$0**	**$0**	**$0**

[1] Capital includes, but is not limited to, expenses related to capitalizable Development, Design, Land Acquisition, Equipment, Construction and Administration required to complete the project.
[2] Contributions includes, but is not limited to, funding through an agreement to other Government Agencies, Youth Organizations, Cultural Service Organizations and other Non-Profit Organizations.
[3] Non-Capital includes, but is not limited to, expenses related to Building Maintenance, Grounds & Landscaping Maintenance, Non-Capitalizable Equipment and other Professional Services.

PROJECT TITLE: SOUTH COUNTY AWWTF MODULAR EXPANSION
PROJECT NUMBER: C10298000
CIE REQUIREMENTS: Y
LEVEL OF SERVICE IMPACT: F
PROGRAM: WATER ENTERPRISE

PROJECT DESCRIPTION:
Expansion of the South County Regional Advanced Wastewater Treatment Facility (AWWTF).

Neighborhood Community Area:
Balm

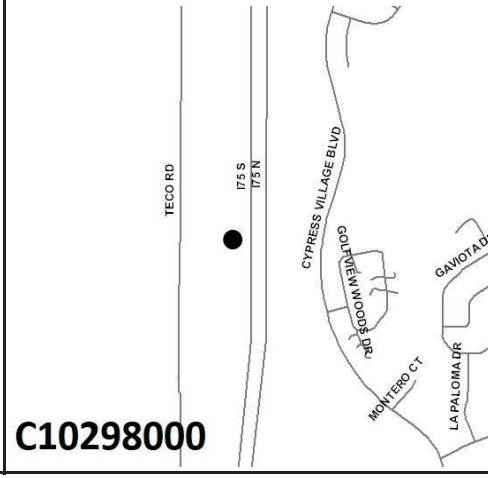

OPERATING COST IMPACT:
Impact on annual operating and maintenance costs is to be determined.

PROJECT COMPLETION DATE: Sep 2027

Sources of Funds (in $000s):	Total Estimated Sources	Prior Funding	FY 26 Carryforward	FY 26 Additional	FY 27	FY 28	FY 29	FY 30	FY 31	Future
ARP Funds	$0	$0	$0	$0	$0	$0	$0	$0	$0	$0
Enterprise Fees	39,877	17,798	26,120	(4,042)	0	0	0	0	0	0
Financing	77,571	77,571	0	0	0	0	0	0	0	0
Grants & County Match	0	0	0	0	0	0	0	0	0	0
Impact Fees	0	0	0	0	0	0	0	0	0	0
Other	0	0	0	0	0	0	0	0	0	0
Subtotal FY 26			$26,120	($4,042)						
Total	**$117,448**	**$95,369**	**$22,078**		**$0**	**$0**	**$0**	**$0**	**$0**	**$0**

Uses of Funds (in $000s):	Total Estimated Cost	Prior Expenses	FY 26 Carryforward	FY 26 Additional	FY 27	FY 28	FY 29	FY 30	FY 31	Future
Capital [1]	$117,448	$95,369	$26,120	($4,042)	$0	$0	$0	$0	$0	$0
Contributions [2]	0	0	0	0	0	0	0	0	0	0
Non-Capital [3]	0	0	0	0	0	0	0	0	0	0
Subtotal FY 26			$26,120	($4,042)						
Total	**$117,448**	**$95,369**	**$22,078**		**$0**	**$0**	**$0**	**$0**	**$0**	**$0**

[1] Capital includes, but is not limited to, expenses related to capitalizable Development, Design, Land Acquisition, Equipment, Construction and Administration required to complete the project.
[2] Contributions includes, but is not limited to, funding through an agreement to other Government Agencies, Youth Organizations, Cultural Service Organizations and other Non-Profit Organizations.
[3] Non-Capital includes, but is not limited to, expenses related to Building Maintenance, Grounds & Landscaping Maintenance, Non-Capitalizable Equipment and other Professional Services.

PROJECT TITLE:
SOUTH COUNTY DRINKING WATER FACILITY PH1 - ONE WATER
CIE REQUIREMENTS: Y
LEVEL OF SERVICE IMPACT: F

PROJECT NUMBER: C32012000

PROGRAM: WATER ENTERPRISE

PROJECT DESCRIPTION:
Design and construction a new water treatment facility located on County-owned property near the intersection of Balm Riverview Road and County Road 672. The new facility will enhance service reliability and redundancy, increase water pressure in the south service area and will provide additional flow for increased future demand.

OPERATING COST IMPACT:
Impact on annual operating and maintenance costs is to be determined.

PROJECT COMPLETION DATE: Dec 2029

Neighborhood Community Area:
Balm

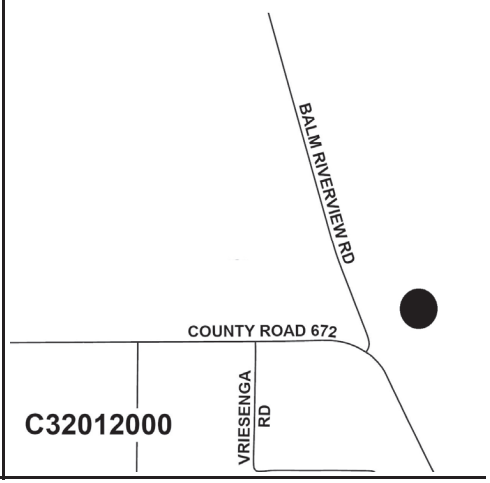

Sources of Funds (in $000s):	Total Estimated Sources	Prior Funding	FY 26 Carryforward	FY 26 Additional	FY 27	FY 28	FY 29	FY 30	FY 31	Future
ARP Funds	$0	$0	$0	$0	$0	$0	$0	$0	$0	$0
Enterprise Fees	6,834	0	4,734	0	0	2,100	0	0	0	0
Financing	182,830	0	0	0	182,830	0	0	0	0	0
Grants & County Match	0	0	0	0	0	0	0	0	0	0
Impact Fees	12,855	0	12,855	0	0	0	0	0	0	0
Other	0	0	0	0	0	0	0	0	0	0
Subtotal FY 26			$17,589	$0						
Total	**$202,519**	**$0**	**$17,589**		**$182,830**	**$2,100**	**$0**	**$0**	**$0**	**$0**

Uses of Funds (in $000s):	Total Estimated Cost	Prior Expenses	FY 26 Carryforward	FY 26 Additional	FY 27	FY 28	FY 29	FY 30	FY 31	Future
Capital [1]	$202,519	$0	$17,589	$0	$182,830	$2,100	$0	$0	$0	$0
Contributions [2]	0	0	0	0	0	0	0	0	0	0
Non-Capital [3]	0	0	0	0	0	0	0	0	0	0
Subtotal FY 26			$17,589	$0						
Total	**$202,519**	**$0**	**$17,589**		**$182,830**	**$2,100**	**$0**	**$0**	**$0**	**$0**

[1] Capital includes, but is not limited to, expenses related to capitalizable Development, Design, Land Acquisition, Equipment, Construction and Administration required to complete the project.
[2] Contributions includes, but is not limited to, funding through an agreement to other Government Agencies, Youth Organizations, Cultural Service Organizations and other Non-Profit Organizations.
[3] Non-Capital includes, but is not limited to, expenses related to Building Maintenance, Grounds & Landscaping Maintenance, Non-Capitalizable Equipment and other Professional Services.

PROJECT TITLE:
SOUTH COUNTY DRINKING WATER FACILITY PH2 - ONE WATER
CIE REQUIREMENTS: Y
LEVEL OF SERVICE IMPACT: F

PROJECT NUMBER: C32018000

PROGRAM: WATER ENTERPRISE

PROJECT DESCRIPTION:
This project is Phase II which is to design and construction of a new Potable Water Treatment Facility in the South County Service Area to provide increased potable water service pressures and additional flow. The new facility is needed to meet increasing potable water demands due to continuing population growth in the South County Area, and will ensure the utility system continues to provide an acceptable level of service to customers. The project also includes a potable water transmission main to connect the new facility to the existing water distribution system.

OPERATING COST IMPACT:
Impact on annual operating and maintenance costs is to be determined.

PROJECT COMPLETION DATE: TBD

Neighborhood Community Area:
Balm

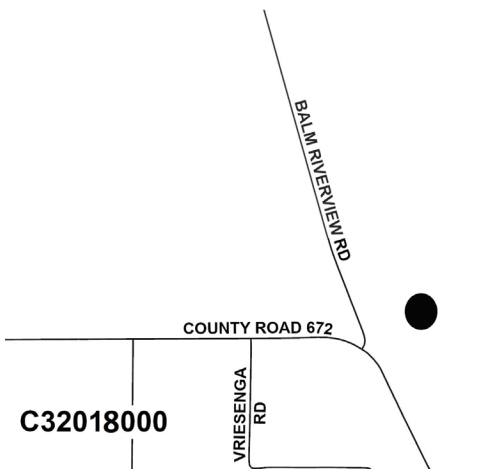

Sources of Funds (in $000s):	Total Estimated Sources	Prior Funding	FY 26 Carryforward	FY 26 Additional	FY 27	FY 28	FY 29	FY 30	FY 31	Future
ARP Funds	$0	$0	$0	$0	$0	$0	$0	$0	$0	$0
Enterprise Fees	0	0	0	0	0	0	0	0	0	0
Financing	135,800	0	0	0	0	0	0	0	0	135,800
Grants & County Match	0	0	0	0	0	0	0	0	0	0
Impact Fees	0	0	0	0	0	0	0	0	0	0
Other	0	0	0	0	0	0	0	0	0	0
Subtotal FY 26			$0	$0						
Total	**$135,800**	**$0**	**$0**		**$0**	**$0**	**$0**	**$0**	**$0**	**$135,800**

Uses of Funds (in $000s):	Total Estimated Cost	Prior Expenses	FY 26 Carryforward	FY 26 Additional	FY 27	FY 28	FY 29	FY 30	FY 31	Future
Capital [1]	$135,800	$0	$0	$0	$0	$0	$0	$0	$0	$135,800
Contributions [2]	0	0	0	0	0	0	0	0	0	0
Non-Capital [3]	0	0	0	0	0	0	0	0	0	0
Subtotal FY 26			$0	$0						
Total	**$135,800**	**$0**	**$0**		**$0**	**$0**	**$0**	**$0**	**$0**	**$135,800**

[1] Capital includes, but is not limited to, expenses related to capitalizable Development, Design, Land Acquisition, Equipment, Construction and Administration required to complete the project.
[2] Contributions includes, but is not limited to, funding through an agreement to other Government Agencies, Youth Organizations, Cultural Service Organizations and other Non-Profit Organizations.
[3] Non-Capital includes, but is not limited to, expenses related to Building Maintenance, Grounds & Landscaping Maintenance, Non-Capitalizable Equipment and other Professional Services.

PROJECT TITLE: SOUTH COUNTY DRINKING WATER TRANSMISSION MAIN - ONE WATER
PROJECT NUMBER: C32013000
CIE REQUIREMENTS: Y
LEVEL OF SERVICE IMPACT: F
PROGRAM: WATER ENTERPRISE

PROJECT DESCRIPTION:
Design and construction of approximately 10.7 miles of 42-inch and 48-inch diameter drinking water transmission main that will connect the Lithia Water Treatment Plant to the existing water distribution system at U.S Highway 301. This project will enhance service reliability and improve water pressure in the south service area.

OPERATING COST IMPACT:
Impact on annual operating and maintenance costs is to be determined.

PROJECT COMPLETION DATE: Apr 2027

Neighborhood Community Area:
Balm

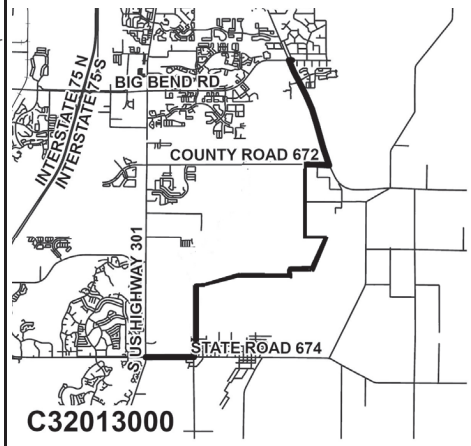

Sources of Funds (in $000s):	Total Estimated Sources	Prior Funding	FY 26 Carryforward	FY 26 Additional	FY 27	FY 28	FY 29	FY 30	FY 31	Future
ARP Funds	$0	$0	$0	$0	$0	$0	$0	$0	$0	$0
Enterprise Fees	2,265	308	2,457	(500)	0	0	0	0	0	0
Financing	130,709	130,709	0	0	0	0	0	0	0	0
Grants & County Match	0	0	0	0	0	0	0	0	0	0
Impact Fees	0	0	0	0	0	0	0	0	0	0
Other	0	0	0	0	0	0	0	0	0	0
Subtotal FY 26			$2,457	($500)						
Total	**$132,974**	**$131,017**	**$1,957**		**$0**	**$0**	**$0**	**$0**	**$0**	**$0**

Uses of Funds (in $000s):	Total Estimated Cost	Prior Expenses	FY 26 Carryforward	FY 26 Additional	FY 27	FY 28	FY 29	FY 30	FY 31	Future
Capital [1]	$132,974	$131,017	$2,457	($500)	$0	$0	$0	$0	$0	$0
Contributions [2]	0	0	0	0	0	0	0	0	0	0
Non-Capital [3]	0	0	0	0	0	0	0	0	0	0
Subtotal FY 26			$2,457	($500)						
Total	**$132,974**	**$131,017**	**$1,957**		**$0**	**$0**	**$0**	**$0**	**$0**	**$0**

[1] Capital includes, but is not limited to, expenses related to capitalizable Development, Design, Land Acquisition, Equipment, Construction and Administration required to complete the project.
[2] Contributions includes, but is not limited to, funding through an agreement to other Government Agencies, Youth Organizations, Cultural Service Organizations and other Non-Profit Organizations.
[3] Non-Capital includes, but is not limited to, expenses related to Building Maintenance, Grounds & Landscaping Maintenance, Non-Capitalizable Equipment and other Professional Services.

PROJECT TITLE: SOUTH COUNTY DRINKING WATER TRANSMISSION MAIN EXTENSION
PROJECT NUMBER: C32028000
CIE REQUIREMENTS: Y
LEVEL OF SERVICE IMPACT: F
PROGRAM: WATER ENTERPRISE

PROJECT DESCRIPTION:
Install transmission main that extends from existing South County Drinking Water Transmission Main

OPERATING COST IMPACT:
Impact on annual operating and maintenance costs is to be determined.

PROJECT COMPLETION DATE: TBD

Neighborhood Community Area:
Balm

Sources of Funds (in $000s):	Total Estimated Sources	Prior Funding	FY 26 Carryforward	FY 26 Additional	FY 27	FY 28	FY 29	FY 30	FY 31	Future
ARP Funds	$0	$0	$0	$0	$0	$0	$0	$0	$0	$0
Enterprise Fees	0	0	0	0	0	0	0	0	0	0
Financing	75,000	0	0	0	0	0	0	0	0	75,000
Grants & County Match	0	0	0	0	0	0	0	0	0	0
Impact Fees	0	0	0	0	0	0	0	0	0	0
Other	0	0	0	0	0	0	0	0	0	0
Subtotal FY 26			$0	$0						
Total	**$75,000**	**$0**	**$0**		**$0**	**$0**	**$0**	**$0**	**$0**	**$75,000**

Uses of Funds (in $000s):	Total Estimated Cost	Prior Expenses	FY 26 Carryforward	FY 26 Additional	FY 27	FY 28	FY 29	FY 30	FY 31	Future
Capital [1]	$75,000	$0	$0	$0	$0	$0	$0	$0	$0	$75,000
Contributions [2]	0	0	0	0	0	0	0	0	0	0
Non-Capital [3]	0	0	0	0	0	0	0	0	0	0
Subtotal FY 26			$0	$0						
Total	**$75,000**	**$0**	**$0**		**$0**	**$0**	**$0**	**$0**	**$0**	**$75,000**

[1] Capital includes, but is not limited to, expenses related to capitalizable Development, Design, Land Acquisition, Equipment, Construction and Administration required to complete the project.
[2] Contributions includes, but is not limited to, funding through an agreement to other Government Agencies, Youth Organizations, Cultural Service Organizations and other Non-Profit Organizations.
[3] Non-Capital includes, but is not limited to, expenses related to Building Maintenance, Grounds & Landscaping Maintenance, Non-Capitalizable Equipment and other Professional Services.

PROJECT TITLE:
SOUTH COUNTY ONE WATER CAMPUS AWWTF
CIE REQUIREMENTS: Y
LEVEL OF SERVICE IMPACT: F

PROJECT NUMBER: C10301000

PROGRAM: WATER ENTERPRISE

PROJECT DESCRIPTION:
Design and construction of a new Regional Wastewater Treatment Facility in the South County Service Area to provide additional wastewater treatment capacity. The new facility is needed to meet increasing wastewater demands due to continuing population growth in the South County Area.

OPERATING COST IMPACT:
Impact on annual operating and maintenance costs is to be determined.

PROJECT COMPLETION DATE: Sep 2030

Neighborhood Community Area:
Balm

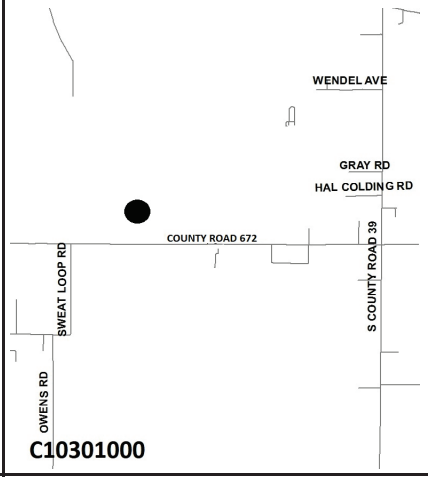

Sources of Funds (in $000s):	Total Estimated Sources	Prior Funding	FY 26 Carryforward	FY 26 Additional	FY 27	FY 28	FY 29	FY 30	FY 31	Future
ARP Funds	$0	$0	$0	$0	$0	$0	$0	$0	$0	$0
Enterprise Fees	7,475	593	5,007	0	1,250	0	625	0	0	0
Financing	753,746	582	65,380	666,784	0	21,000	0	0	0	0
Grants & County Match	0	0	0	0	0	0	0	0	0	0
Impact Fees	24,100	7,512	16,588	0	0	0	0	0	0	0
Other	0	0	0	0	0	0	0	0	0	0
Subtotal FY 26			$86,976	$666,784						
Total	**$785,321**	**$8,687**	**$753,760**		**$1,250**	**$21,000**	**$625**	**$0**	**$0**	**$0**

Uses of Funds (in $000s):	Total Estimated Cost	Prior Expenses	FY 26 Carryforward	FY 26 Additional	FY 27	FY 28	FY 29	FY 30	FY 31	Future
Capital [1]	$785,321	$8,687	$86,976	$666,784	$1,250	$21,000	$625	$0	$0	$0
Contributions [2]	0	0	0	0	0	0	0	0	0	0
Non-Capital [3]	0	0	0	0	0	0	0	0	0	0
Subtotal FY 26			$86,976	$666,784						
Total	**$785,321**	**$8,687**	**$753,760**		**$1,250**	**$21,000**	**$625**	**$0**	**$0**	**$0**

[1] Capital includes, but is not limited to, expenses related to capitalizable Development, Design, Land Acquisition, Equipment, Construction and Administration required to complete the project.
[2] Contributions includes, but is not limited to, funding through an agreement to other Government Agencies, Youth Organizations, Cultural Service Organizations and other Non-Profit Organizations.
[3] Non-Capital includes, but is not limited to, expenses related to Building Maintenance, Grounds & Landscaping Maintenance, Non-Capitalizable Equipment and other Professional Services.

PROJECT TITLE:
SOUTH COUNTY RECLAIMED WATER PIPELINE CORRIDOR - ONE WATER
CIE REQUIREMENTS: Y
LEVEL OF SERVICE IMPACT: E

PROJECT NUMBER: C10308000

PROGRAM: WATER ENTERPRISE

PROJECT DESCRIPTION:
Design and construction of a reclaimed water main to convey treated wastewater effluent or reclaimed water from the new One Water Campus AWWTF to the existing South-Central reclaimed water distribution system.

OPERATING COST IMPACT:
Impact on annual operating and maintenance costs is to be determined.

PROJECT COMPLETION DATE: Sep 2030

Neighborhood Community Area:
Balm

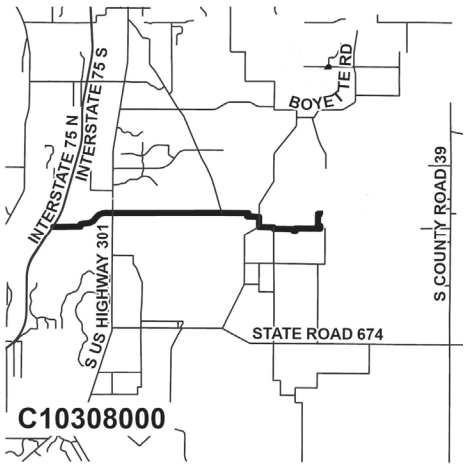

Sources of Funds (in $000s):	Total Estimated Sources	Prior Funding	FY 26 Carryforward	FY 26 Additional	FY 27	FY 28	FY 29	FY 30	FY 31	Future
ARP Funds	$0	$0	$0	$0	$0	$0	$0	$0	$0	$0
Enterprise Fees	29,147	3,162	22,369	742	1,250	1,000	625	0	0	0
Financing	82,021	493	0	81,528	0	0	0	0	0	0
Grants & County Match	0	0	0	0	0	0	0	0	0	0
Impact Fees	0	0	0	0	0	0	0	0	0	0
Other	0	0	0	0	0	0	0	0	0	0
Subtotal FY 26			$22,369	$82,270						
Total	**$111,168**	**$3,654**	**$104,639**		**$1,250**	**$1,000**	**$625**	**$0**	**$0**	**$0**

Uses of Funds (in $000s):	Total Estimated Cost	Prior Expenses	FY 26 Carryforward	FY 26 Additional	FY 27	FY 28	FY 29	FY 30	FY 31	Future
Capital [1]	$111,165	$3,651	$22,369	$82,270	$1,250	$1,000	$625	$0	$0	$0
Contributions [2]	0	0	0	0	0	0	0	0	0	0
Non-Capital [3]	3	3	0	0	0	0	0	0	0	0
Subtotal FY 26			$22,369	$82,270						
Total	**$111,168**	**$3,654**	**$104,639**		**$1,250**	**$1,000**	**$625**	**$0**	**$0**	**$0**

[1] Capital includes, but is not limited to, expenses related to capitalizable Development, Design, Land Acquisition, Equipment, Construction and Administration required to complete the project.
[2] Contributions includes, but is not limited to, funding through an agreement to other Government Agencies, Youth Organizations, Cultural Service Organizations and other Non-Profit Organizations.
[3] Non-Capital includes, but is not limited to, expenses related to Building Maintenance, Grounds & Landscaping Maintenance, Non-Capitalizable Equipment and other Professional Services.

PROJECT TITLE:
SOUTH COUNTY WASTEWATER PIPELINE CORRIDOR - ONE WATER

PROJECT NUMBER: C10309000

CIE REQUIREMENTS: Y

LEVEL OF SERVICE IMPACT: F

PROGRAM: WATER ENTERPRISE

PROJECT DESCRIPTION:
Design and construction of a new force main to convey wastewater flow from a portion of the existing South-Central wastewater system to the new One Water Campus AWWTF.

OPERATING COST IMPACT:
No significant change in annual operating costs is anticipated.

PROJECT COMPLETION DATE: Sep 2030

Neighborhood Community Area:
Ruskin

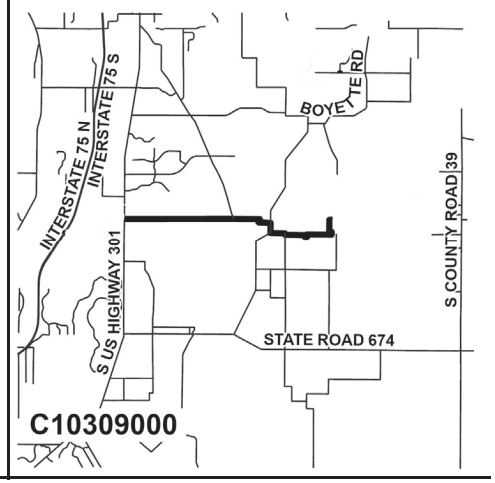

Sources of Funds (in $000s):	Total Estimated Sources	Prior Funding	FY 26 Carryforward	FY 26 Additional	FY 27	FY 28	FY 29	FY 30	FY 31	Future
ARP Funds	$0	$0	$0	$0	$0	$0	$0	$0	$0	$0
Enterprise Fees	3,875	408	592	0	1,250	1,000	625	0	0	0
Financing	153,614	443	30,020	123,151	0	0	0	0	0	0
Grants & County Match	0	0	0	0	0	0	0	0	0	0
Impact Fees	12,630	2,423	10,207	0	0	0	0	0	0	0
Other	0	0	0	0	0	0	0	0	0	0
Subtotal FY 26			$40,820	$123,151						
Total	**$170,119**	**$3,273**	**$163,971**		**$1,250**	**$1,000**	**$625**	**$0**	**$0**	**$0**

Uses of Funds (in $000s):	Total Estimated Cost	Prior Expenses	FY 26 Carryforward	FY 26 Additional	FY 27	FY 28	FY 29	FY 30	FY 31	Future
Capital [1]	$170,119	$3,273	$40,820	$123,151	$1,250	$1,000	$625	$0	$0	$0
Contributions [2]	0	0	0	0	0	0	0	0	0	0
Non-Capital [3]	0	0	0	0	0	0	0	0	0	0
Subtotal FY 26			$40,820	$123,151						
Total	**$170,119**	**$3,273**	**$163,971**		**$1,250**	**$1,000**	**$625**	**$0**	**$0**	**$0**

[1] Capital includes, but is not limited to, expenses related to capitalizable Development, Design, Land Acquisition, Equipment, Construction and Administration required to complete the project.
[2] Contributions includes, but is not limited to, funding through an agreement to other Government Agencies, Youth Organizations, Cultural Service Organizations and other Non-Profit Organizations.
[3] Non-Capital includes, but is not limited to, expenses related to Building Maintenance, Grounds & Landscaping Maintenance, Non-Capitalizable Equipment and other Professional Services.

PROJECT TITLE:
SOUTH HILLSBOROUGH AQUIFER RECHARGE PROGRAM (SHARP)

PROJECT NUMBER: C10259000

CIE REQUIREMENTS: Y

LEVEL OF SERVICE IMPACT: M

PROGRAM: WATER ENTERPRISE

PROJECT DESCRIPTION:
In the future, surface water discharges will be limited and/or eliminated due to TMDLs and/or Numeric Nutrient Criteria restrictions. Aquifer Recharge (AR) is another area where reclaimed water can be used to reduce discharges. Added benefit of AR can be, no new customer required, a salinity barrier created to limit salt water intrusion, potential groundwater credits, and a wet weather sink for reclaimed water. An existing ASR well located near the Port Red Wing outfall has been proposed to be the test well for this project. SWFWMD is onboard with this project and cofunding is likely. This is a pilot project using one well and surrounding monitoring wells. The results from this project are to outline the feasibility of additional AR wells and the discovery of regulatory or environmental affects that would not allow AR to move forward, or under what circumstances/ costa that AR could work.

OPERATING COST IMPACT:
No significant change in annual operating costs is anticipated.

PROJECT COMPLETION DATE: Dec 2026

Neighborhood Community Area:
Apollo Beach, Ruskin

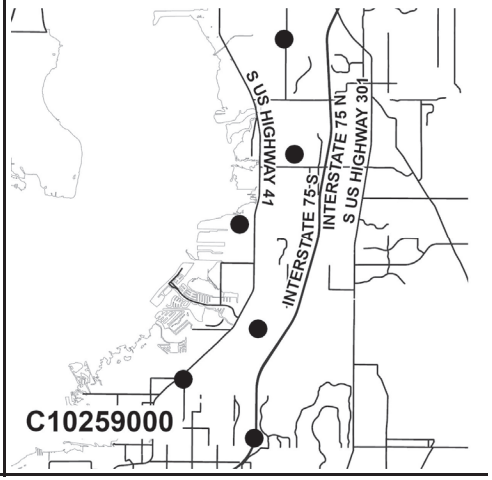

Sources of Funds (in $000s):	Total Estimated Sources	Prior Funding	FY 26 Carryforward	FY 26 Additional	FY 27	FY 28	FY 29	FY 30	FY 31	Future
ARP Funds	$0	$0	$0	$0	$0	$0	$0	$0	$0	$0
Enterprise Fees	20,806	19,522	1,284	0	0	0	0	0	0	0
Financing	0	0	0	0	0	0	0	0	0	0
Grants & County Match	0	0	0	0	0	0	0	0	0	0
Impact Fees	0	0	0	0	0	0	0	0	0	0
Other	0	0	0	0	0	0	0	0	0	0
Subtotal FY 26			$1,284	$0						
Total	**$20,806**	**$19,522**	**$1,284**		**$0**	**$0**	**$0**	**$0**	**$0**	**$0**

Uses of Funds (in $000s):	Total Estimated Cost	Prior Expenses	FY 26 Carryforward	FY 26 Additional	FY 27	FY 28	FY 29	FY 30	FY 31	Future
Capital [1]	$20,806	$19,522	$1,284	$0	$0	$0	$0	$0	$0	$0
Contributions [2]	0	0	0	0	0	0	0	0	0	0
Non-Capital [3]	0	0	0	0	0	0	0	0	0	0
Subtotal FY 26			$1,284	$0						
Total	**$20,806**	**$19,522**	**$1,284**		**$0**	**$0**	**$0**	**$0**	**$0**	**$0**

[1] Capital includes, but is not limited to, expenses related to capitalizable Development, Design, Land Acquisition, Equipment, Construction and Administration required to complete the project.
[2] Contributions includes, but is not limited to, funding through an agreement to other Government Agencies, Youth Organizations, Cultural Service Organizations and other Non-Profit Organizations.
[3] Non-Capital includes, but is not limited to, expenses related to Building Maintenance, Grounds & Landscaping Maintenance, Non-Capitalizable Equipment and other Professional Services.

PROJECT TITLE:
TAMPA BAY WATER TRANSMISSION MAIN
CIE REQUIREMENTS: Y
LEVEL OF SERVICE IMPACT: E

PROJECT NUMBER: C32014000

PROGRAM: WATER ENTERPRISE

PROJECT DESCRIPTION:
In conjunction with Tampa Bay Water, construct a new water transmission main for delivery. The project will include a new interconnect with TBW at the proposed South County Drinking Water Facility.

OPERATING COST IMPACT:
No significant change in annual operating costs is anticipated.

PROJECT COMPLETION DATE: Dec 2029

Neighborhood Community Area:
Brandon, Riverview, Boyette, Balm

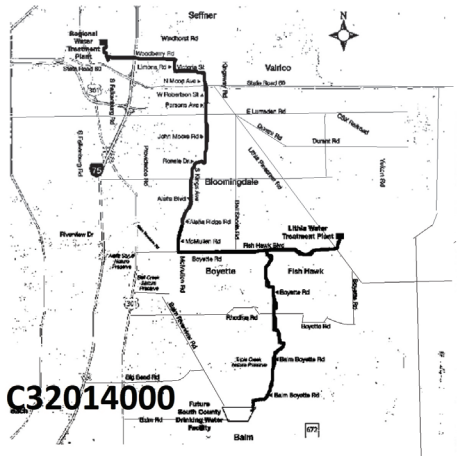

Sources of Funds (in $000s):	Total Estimated Sources	Prior Funding	FY 26 Carryforward	FY 26 Additional	FY 27	FY 28	FY 29	FY 30	FY 31	Future
ARP Funds	$0	$0	$0	$0	$0	$0	$0	$0	$0	$0
Enterprise Fees	133,442	45,042	0	35,000	30,000	23,400	0	0	0	0
Financing	0	0	0	0	0	0	0	0	0	0
Grants & County Match	0	0	0	0	0	0	0	0	0	0
Impact Fees	0	0	0	0	0	0	0	0	0	0
Other	0	0	0	0	0	0	0	0	0	0
Subtotal FY 26			$0	$35,000						
Total	**$133,442**	**$45,042**	**$35,000**		**$30,000**	**$23,400**	**$0**	**$0**	**$0**	**$0**

Uses of Funds (in $000s):	Total Estimated Cost	Prior Expenses	FY 26 Carryforward	FY 26 Additional	FY 27	FY 28	FY 29	FY 30	FY 31	Future
Capital [1]	$131,342	$45,042	$0	$32,900	$30,000	$23,400	$0	$0	$0	$0
Contributions [2]	2,100	0	0	2,100	0	0	0	0	0	0
Non-Capital [3]	0	0	0	0	0	0	0	0	0	0
Subtotal FY 26			$0	$35,000						
Total	**$133,442**	**$45,042**	**$35,000**		**$30,000**	**$23,400**	**$0**	**$0**	**$0**	**$0**

[1] Capital includes, but is not limited to, expenses related to capitalizable Development, Design, Land Acquisition, Equipment, Construction and Administration required to complete the project.
[2] Contributions includes, but is not limited to, funding through an agreement to other Government Agencies, Youth Organizations, Cultural Service Organizations and other Non-Profit Organizations.
[3] Non-Capital includes, but is not limited to, expenses related to Building Maintenance, Grounds & Landscaping Maintenance, Non-Capitalizable Equipment and other Professional Services.

PROJECT TITLE:
TURBINE POWER TO FAWN RIDGE WTP
CIE REQUIREMENTS: Y
LEVEL OF SERVICE IMPACT: E

PROJECT NUMBER: C32016000

PROGRAM: WATER ENTERPRISE

PROJECT DESCRIPTION:
Design and construction of an electrical power feed from the NW Turbine Generator to the Fawn Ridge WTP. The new power feed will become the primary source of power for the Fawn Ridge WTP.

OPERATING COST IMPACT:
No significant change in annual operating costs is anticipated.

PROJECT COMPLETION DATE: Dec 2029

Neighborhood Community Area:
Countywide

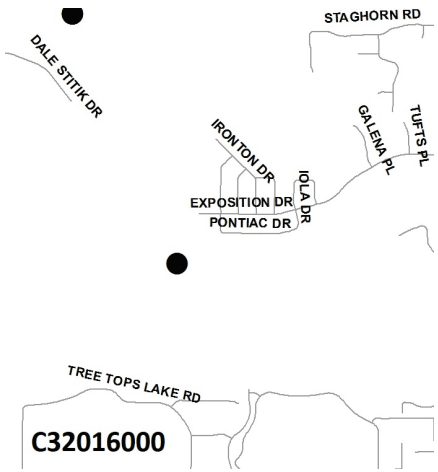

Sources of Funds (in $000s):	Total Estimated Sources	Prior Funding	FY 26 Carryforward	FY 26 Additional	FY 27	FY 28	FY 29	FY 30	FY 31	Future
ARP Funds	$0	$0	$0	$0	$0	$0	$0	$0	$0	$0
Enterprise Fees	5,925	255	3,970	1,700	0	0	0	0	0	0
Financing	0	0	0	0	0	0	0	0	0	0
Grants & County Match	0	0	0	0	0	0	0	0	0	0
Impact Fees	0	0	0	0	0	0	0	0	0	0
Other	0	0	0	0	0	0	0	0	0	0
Subtotal FY 26			$3,970	$1,700						
Total	**$5,925**	**$255**	**$5,670**		**$0**	**$0**	**$0**	**$0**	**$0**	**$0**

Uses of Funds (in $000s):	Total Estimated Cost	Prior Expenses	FY 26 Carryforward	FY 26 Additional	FY 27	FY 28	FY 29	FY 30	FY 31	Future
Capital [1]	$5,925	$255	$3,970	$1,700	$0	$0	$0	$0	$0	$0
Contributions [2]	0	0	0	0	0	0	0	0	0	0
Non-Capital [3]	0	0	0	0	0	0	0	0	0	0
Subtotal FY 26			$3,970	$1,700						
Total	**$5,925**	**$255**	**$5,670**		**$0**	**$0**	**$0**	**$0**	**$0**	**$0**

[1] Capital includes, but is not limited to, expenses related to capitalizable Development, Design, Land Acquisition, Equipment, Construction and Administration required to complete the project.
[2] Contributions includes, but is not limited to, funding through an agreement to other Government Agencies, Youth Organizations, Cultural Service Organizations and other Non-Profit Organizations.
[3] Non-Capital includes, but is not limited to, expenses related to Building Maintenance, Grounds & Landscaping Maintenance, Non-Capitalizable Equipment and other Professional Services.

PROJECT TITLE:
UNIVERSITY AREA SEPTIC TO SEWER INNOVATION AREA
CIE REQUIREMENTS: Y
LEVEL OF SERVICE IMPACT: F

PROJECT NUMBER: C10322000

PROGRAM: WATER ENTERPRISE

PROJECT DESCRIPTION:
The proposed funding for the Program will be used to pay for residential and commercial hook-up cha in the University Area.

OPERATING COST IMPACT:
Impact on annual operating and maintenance costs is to be determined.

PROJECT COMPLETION DATE: TBD

Neighborhood Community Area:
University Area Community

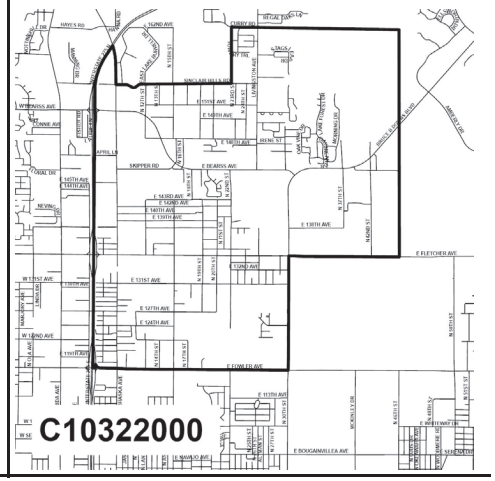

Sources of Funds (in $000s):	Total Estimated Sources	Prior Funding	FY 26 Carryforward	FY 26 Additional	FY 27	FY 28	FY 29	FY 30	FY 31	Future
ARP Funds	$0	$0	$0	$0	$0	$0	$0	$0	$0	$0
Enterprise Fees	0	0	0	0	0	0	0	0	0	0
Financing	45,000	0	0	0	0	0	0	0	0	45,000
Grants & County Match	0	0	0	0	0	0	0	0	0	0
Impact Fees	0	0	0	0	0	0	0	0	0	0
Other	0	0	0	0	0	0	0	0	0	0
Subtotal FY 26			$0	$0						
Total	**$45,000**	**$0**	**$0**		**$0**	**$0**	**$0**	**$0**	**$0**	**$45,000**

Uses of Funds (in $000s):	Total Estimated Cost	Prior Expenses	FY 26 Carryforward	FY 26 Additional	FY 27	FY 28	FY 29	FY 30	FY 31	Future
Capital [1]	$45,000	$0	$0	$0	$0	$0	$0	$0	$0	$45,000
Contributions [2]	0	0	0	0	0	0	0	0	0	0
Non-Capital [3]	0	0	0	0	0	0	0	0	0	0
Subtotal FY 26			$0	$0						
Total	**$45,000**	**$0**	**$0**		**$0**	**$0**	**$0**	**$0**	**$0**	**$45,000**

[1] Capital includes, but is not limited to, expenses related to capitalizable Development, Design, Land Acquisition, Equipment, Construction and Administration required to complete the project.
[2] Contributions includes, but is not limited to, funding through an agreement to other Government Agencies, Youth Organizations, Cultural Service Organizations and other Non-Profit Organizations.
[3] Non-Capital includes, but is not limited to, expenses related to Building Maintenance, Grounds & Landscaping Maintenance, Non-Capitalizable Equipment and other Professional Services.

PROJECT TITLE:
UNIVERSITY AREA SEPTIC TO SEWER INNOVATION AREA - ARP ACT 3 FUNDS
CIE REQUIREMENTS: Y
LEVEL OF SERVICE IMPACT: F

PROJECT NUMBER: C10317000

PROGRAM: WATER ENTERPRISE

PROJECT DESCRIPTION:
The proposed funding for the Program will be used to pay for residential and commercial hook-up charges for water and sewer in the University Area.

OPERATING COST IMPACT:
Impact on annual operating and maintenance costs is to be determined.

PROJECT COMPLETION DATE: Dec 2026

Neighborhood Community Area:
University Area Community

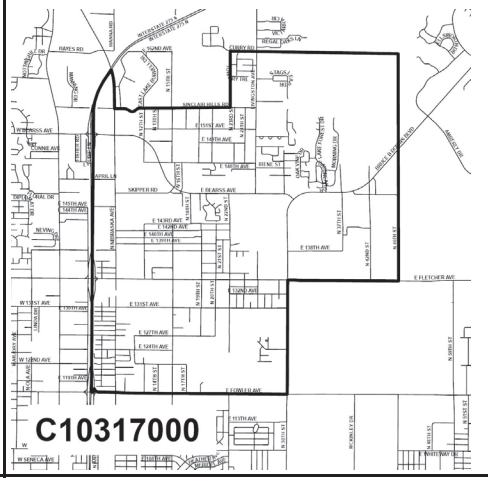

Sources of Funds (in $000s):	Total Estimated Sources	Prior Funding	FY 26 Carryforward	FY 26 Additional	FY 27	FY 28	FY 29	FY 30	FY 31	Future
ARP Funds	$1,417	$1,246	$179	($8)	$0	$0	$0	$0	$0	$0
Enterprise Fees	0	0	0	0	0	0	0	0	0	0
Financing	0	0	0	0	0	0	0	0	0	0
Grants & County Match	0	0	0	0	0	0	0	0	0	0
Impact Fees	0	0	0	0	0	0	0	0	0	0
Other	0	0	0	0	0	0	0	0	0	0
Subtotal FY 26			$179	($8)						
Total	**$1,417**	**$1,246**	**$172**		**$0**	**$0**	**$0**	**$0**	**$0**	**$0**

Uses of Funds (in $000s):	Total Estimated Cost	Prior Expenses	FY 26 Carryforward	FY 26 Additional	FY 27	FY 28	FY 29	FY 30	FY 31	Future
Capital [1]	$1,417	$1,246	$179	($8)	$0	$0	$0	$0	$0	$0
Contributions [2]	0	0	0	0	0	0	0	0	0	0
Non-Capital [3]	0	0	0	0	0	0	0	0	0	0
Subtotal FY 26			$179	($8)						
Total	**$1,417**	**$1,246**	**$172**		**$0**	**$0**	**$0**	**$0**	**$0**	**$0**

[1] Capital includes, but is not limited to, expenses related to capitalizable Development, Design, Land Acquisition, Equipment, Construction and Administration required to complete the project.
[2] Contributions includes, but is not limited to, funding through an agreement to other Government Agencies, Youth Organizations, Cultural Service Organizations and other Non-Profit Organizations.
[3] Non-Capital includes, but is not limited to, expenses related to Building Maintenance, Grounds & Landscaping Maintenance, Non-Capitalizable Equipment and other Professional Services.

PROJECT TITLE:
UTILITY RELOCATION (MP)
CIE REQUIREMENTS: Y
LEVEL OF SERVICE IMPACT: M

PROJECT NUMBER: C31945000

PROGRAM: WATER ENTERPRISE

PROJECT DESCRIPTION:
Public Utilities owns and operates miles of piping located in County, State and privately owned property. We are required to relocate our facilities for the convenience of the property owner by local, state and federal laws under certain circumstances. This CIP is the funding source for this required effort. Typical projects include relocating pipelines that are impacted by County and FDOT roadway and drainage improvements.

Neighborhood Community Area:
Countywide

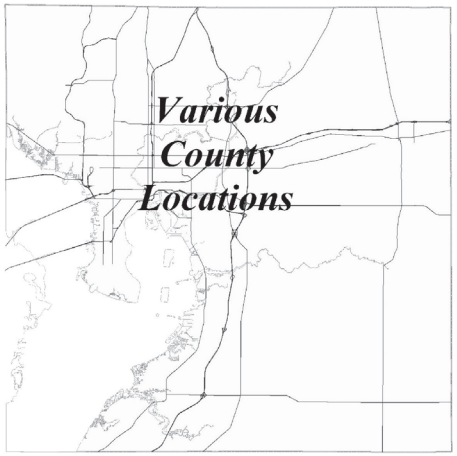

OPERATING COST IMPACT:
No significant change in annual operating costs is anticipated.

PROJECT COMPLETION DATE: Ongoing

Sources of Funds (in $000s):	Total Estimated Sources	Prior Funding	FY 26 Carryforward	FY 26 Additional	FY 27	FY 28	FY 29	FY 30	FY 31	Future
ARP Funds	$0	$0	$0	$0	$0	$0	$0	$0	$0	$0
Enterprise Fees	132,665	55,920	15,766	9,060	5,150	5,305	5,500	5,630	5,771	24,562
Financing	0	0	0	0	0	0	0	0	0	0
Grants & County Match	0	0	0	0	0	0	0	0	0	0
Impact Fees	0	0	0	0	0	0	0	0	0	0
Other	0	0	0	0	0	0	0	0	0	0
Subtotal FY 26			$15,766	$9,060						
Total	**$132,665**	**$55,920**	**$24,826**		**$5,150**	**$5,305**	**$5,500**	**$5,630**	**$5,771**	**$24,562**

Uses of Funds (in $000s):	Total Estimated Cost	Prior Expenses	FY 26 Carryforward	FY 26 Additional	FY 27	FY 28	FY 29	FY 30	FY 31	Future
Capital [1]	$122,665	$55,920	$5,766	$9,060	$5,150	$5,305	$5,500	$5,630	$5,771	$24,562
Contributions [2]	0	0	0	0	0	0	0	0	0	0
Non-Capital [3]	10,000	0	10,000	0	0	0	0	0	0	0
Subtotal FY 26			$15,766	$9,060						
Total	**$132,665**	**$55,920**	**$24,826**		**$5,150**	**$5,305**	**$5,500**	**$5,630**	**$5,771**	**$24,562**

[1] Capital includes, but is not limited to, expenses related to capitalizable Development, Design, Land Acquisition, Equipment, Construction and Administration required to complete the project.
[2] Contributions includes, but is not limited to, funding through an agreement to other Government Agencies, Youth Organizations, Cultural Service Organizations and other Non-Profit Organizations.
[3] Non-Capital includes, but is not limited to, expenses related to Building Maintenance, Grounds & Landscaping Maintenance, Non-Capitalizable Equipment and other Professional Services.

PROJECT TITLE:
VALRICO AERATION IMPROVEMENTS
CIE REQUIREMENTS: Y
LEVEL OF SERVICE IMPACT: E

PROJECT NUMBER: C10311000

PROGRAM: WATER ENTERPRISE

PROJECT DESCRIPTION:
This project will help increase the biological capacity of the plant by ensuring that the air requirements are being met. Current conditions indicate a biological loading capacity reduction due to low availability of air.

Neighborhood Community Area:
Valrico

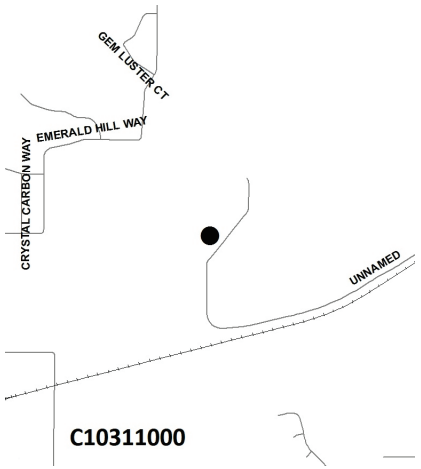

OPERATING COST IMPACT:
No significant change in annual operating costs is anticipated.

PROJECT COMPLETION DATE: Post Construction

Sources of Funds (in $000s):	Total Estimated Sources	Prior Funding	FY 26 Carryforward	FY 26 Additional	FY 27	FY 28	FY 29	FY 30	FY 31	Future
ARP Funds	$0	$0	$0	$0	$0	$0	$0	$0	$0	$0
Enterprise Fees	1,179	212	967	0	0	0	0	0	0	0
Financing	1,940	1,940	0	0	0	0	0	0	0	0
Grants & County Match	0	0	0	0	0	0	0	0	0	0
Impact Fees	0	0	0	0	0	0	0	0	0	0
Other	0	0	0	0	0	0	0	0	0	0
Subtotal FY 26			$967	$0						
Total	**$3,120**	**$2,152**	**$967**		**$0**	**$0**	**$0**	**$0**	**$0**	**$0**

Uses of Funds (in $000s):	Total Estimated Cost	Prior Expenses	FY 26 Carryforward	FY 26 Additional	FY 27	FY 28	FY 29	FY 30	FY 31	Future
Capital [1]	$3,120	$2,152	$967	$0	$0	$0	$0	$0	$0	$0
Contributions [2]	0	0	0	0	0	0	0	0	0	0
Non-Capital [3]	0	0	0	0	0	0	0	0	0	0
Subtotal FY 26			$967	$0						
Total	**$3,120**	**$2,152**	**$967**		**$0**	**$0**	**$0**	**$0**	**$0**	**$0**

[1] Capital includes, but is not limited to, expenses related to capitalizable Development, Design, Land Acquisition, Equipment, Construction and Administration required to complete the project.
[2] Contributions includes, but is not limited to, funding through an agreement to other Government Agencies, Youth Organizations, Cultural Service Organizations and other Non-Profit Organizations.
[3] Non-Capital includes, but is not limited to, expenses related to Building Maintenance, Grounds & Landscaping Maintenance, Non-Capitalizable Equipment and other Professional Services.

PROJECT TITLE:
VALRICO ENERGY ENHANCEMENTS
CIE REQUIREMENTS: Y
LEVEL OF SERVICE IMPACT: E

PROJECT NUMBER: C10290000

PROGRAM: WATER ENTERPRISE

PROJECT DESCRIPTION:
Design and construct a solar panel and battery system to provide supplemental power to the Valrico AWTF. PUD is exploring alternative energy sources both to save money on power costs and reduce the carbon footprint of its facilities.

OPERATING COST IMPACT:
No significant change in annual operating costs is anticipated.

PROJECT COMPLETION DATE: TBD

Neighborhood Community Area:
Valrico

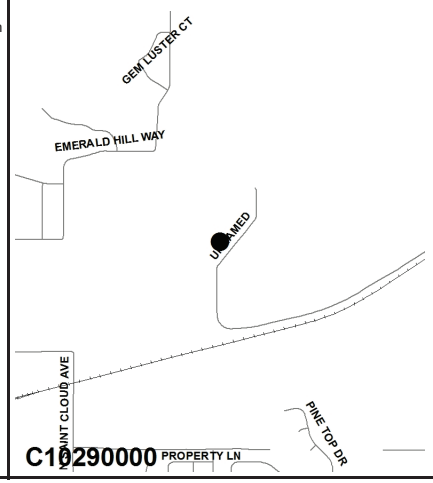

Sources of Funds (in $000s):	Total Estimated Sources	Prior Funding	FY 26 Carryforward	FY 26 Additional	FY 27	FY 28	FY 29	FY 30	FY 31	Future
ARP Funds	$0	$0	$0	$0	$0	$0	$0	$0	$0	$0
Enterprise Fees	226	226	0	0	0	0	0	0	0	0
Financing	0	0	0	0	0	0	0	0	0	0
Grants & County Match	2,500	0	0	0	0	0	0	0	0	2,500
Impact Fees	0	0	0	0	0	0	0	0	0	0
Other	0	0	0	0	0	0	0	0	0	0
Subtotal FY 26			$0	$0						
Total	**$2,726**	**$226**	**$0**		**$0**	**$0**	**$0**	**$0**	**$0**	**$2,500**

Uses of Funds (in $000s):	Total Estimated Cost	Prior Expenses	FY 26 Carryforward	FY 26 Additional	FY 27	FY 28	FY 29	FY 30	FY 31	Future
Capital [1]	$2,726	$226	$0	$0	$0	$0	$0	$0	$0	$2,500
Contributions [2]	0	0	0	0	0	0	0	0	0	0
Non-Capital [3]	0	0	0	0	0	0	0	0	0	0
Subtotal FY 26			$0	$0						
Total	**$2,726**	**$226**	**$0**		**$0**	**$0**	**$0**	**$0**	**$0**	**$2,500**

[1] Capital includes, but is not limited to, expenses related to capitalizable Development, Design, Land Acquisition, Equipment, Construction and Administration required to complete the project.
[2] Contributions includes, but is not limited to, funding through an agreement to other Government Agencies, Youth Organizations, Cultural Service Organizations and other Non-Profit Organizations.
[3] Non-Capital includes, but is not limited to, expenses related to Building Maintenance, Grounds & Landscaping Maintenance, Non-Capitalizable Equipment and other Professional Services.

PROJECT TITLE:
VALRICO EQUALIZATION BASIN
CIE REQUIREMENTS: Y
LEVEL OF SERVICE IMPACT: E

PROJECT NUMBER: C10291000

PROGRAM: WATER ENTERPRISE

PROJECT DESCRIPTION:
Design and installation of a closed equalization tank at the Valrico Advanced Wastewater Treatment Facility. The tank will function between the headworks and the annox basin and will be sized to keep an maintain a constant flow through the plant. It may include aeration for odor control and mixing. A biological facility will operate more efficiently with a steady flow. Currently, influent flows follow a diurnal pattern with two peaks per day. These are also the maximum points of power usage for aeration and UV disinfection. An equalizatoin tank will store flow during high flow periods and feed it to the plant during lower flow periods, so that the plant is fed at a more constant rate. This will stabilize power usage, sludge production, and other processes saving money on power costs.

OPERATING COST IMPACT:
No significant change in annual operating costs is anticipated.

PROJECT COMPLETION DATE: Post Construction

Neighborhood Community Area:
Valrico

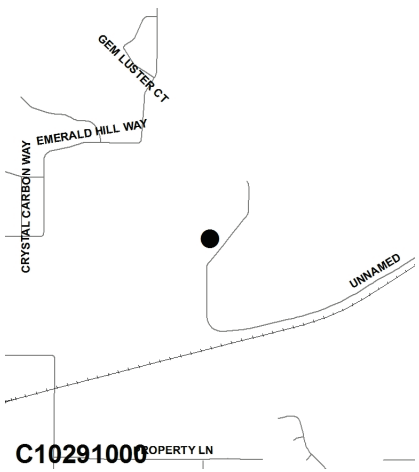

Sources of Funds (in $000s):	Total Estimated Sources	Prior Funding	FY 26 Carryforward	FY 26 Additional	FY 27	FY 28	FY 29	FY 30	FY 31	Future
ARP Funds	$0	$0	$0	$0	$0	$0	$0	$0	$0	$0
Enterprise Fees	356	301	55	0	0	0	0	0	0	0
Financing	341	341	0	0	0	0	0	0	0	0
Grants & County Match	0	0	0	0	0	0	0	0	0	0
Impact Fees	0	0	0	0	0	0	0	0	0	0
Other	0	0	0	0	0	0	0	0	0	0
Subtotal FY 26			$55	$0						
Total	**$698**	**$643**	**$55**		**$0**	**$0**	**$0**	**$0**	**$0**	**$0**

Uses of Funds (in $000s):	Total Estimated Cost	Prior Expenses	FY 26 Carryforward	FY 26 Additional	FY 27	FY 28	FY 29	FY 30	FY 31	Future
Capital [1]	$698	$643	$55	$0	$0	$0	$0	$0	$0	$0
Contributions [2]	0	0	0	0	0	0	0	0	0	0
Non-Capital [3]	0	0	0	0	0	0	0	0	0	0
Subtotal FY 26			$55	$0						
Total	**$698**	**$643**	**$55**		**$0**	**$0**	**$0**	**$0**	**$0**	**$0**

[1] Capital includes, but is not limited to, expenses related to capitalizable Development, Design, Land Acquisition, Equipment, Construction and Administration required to complete the project.
[2] Contributions includes, but is not limited to, funding through an agreement to other Government Agencies, Youth Organizations, Cultural Service Organizations and other Non-Profit Organizations.
[3] Non-Capital includes, but is not limited to, expenses related to Building Maintenance, Grounds & Landscaping Maintenance, Non-Capitalizable Equipment and other Professional Services.

PROJECT TITLE:
VALRICO IMPROVEMENTS
CIE REQUIREMENTS: Y
LEVEL OF SERVICE IMPACT: F

PROJECT NUMBER: C10338000

PROGRAM: WATER ENTERPRISE

PROJECT DESCRIPTION:
Improve the Valrico Facility permitted capacity

OPERATING COST IMPACT:
No significant change in annual operating costs is anticipated.

PROJECT COMPLETION DATE: Dec 2030

Neighborhood Community Area:
Valrico

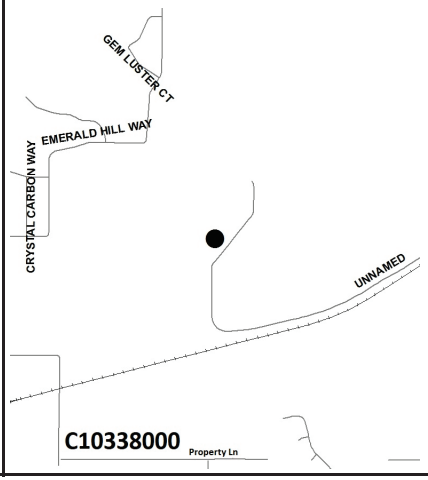

Sources of Funds (in $000s):	Total Estimated Sources	Prior Funding	FY 26 Carryforward	FY 26 Additional	FY 27	FY 28	FY 29	FY 30	FY 31	Future
ARP Funds	$0	$0	$0	$0	$0	$0	$0	$0	$0	$0
Enterprise Fees	62,000	1,076	32,249	0	13,675	15,000	0	0	0	0
Financing	0	0	0	0	0	0	0	0	0	0
Grants & County Match	0	0	0	0	0	0	0	0	0	0
Impact Fees	0	0	0	0	0	0	0	0	0	0
Other	0	0	0	0	0	0	0	0	0	0
Subtotal FY 26			$32,249	$0						
Total	**$62,000**	**$1,076**	**$32,249**		**$13,675**	**$15,000**	**$0**	**$0**	**$0**	**$0**

Uses of Funds (in $000s):	Total Estimated Cost	Prior Expenses	FY 26 Carryforward	FY 26 Additional	FY 27	FY 28	FY 29	FY 30	FY 31	Future
Capital [1]	$57,000	$1,076	$27,249	$0	$13,675	$15,000	$0	$0	$0	$0
Contributions [2]	0	0	0	0	0	0	0	0	0	0
Non-Capital [3]	5,000	0	5,000	0	0	0	0	0	0	0
Subtotal FY 26			$32,249	$0						
Total	**$62,000**	**$1,076**	**$32,249**		**$13,675**	**$15,000**	**$0**	**$0**	**$0**	**$0**

[1] Capital includes, but is not limited to, expenses related to capitalizable Development, Design, Land Acquisition, Equipment, Construction and Administration required to complete the project.
[2] Contributions includes, but is not limited to, funding through an agreement to other Government Agencies, Youth Organizations, Cultural Service Organizations and other Non-Profit Organizations.
[3] Non-Capital includes, but is not limited to, expenses related to Building Maintenance, Grounds & Landscaping Maintenance, Non-Capitalizable Equipment and other Professional Services.

PROJECT TITLE:
VALRICO IMPROVEMENTS (ADDITIONAL CAPACITY)
CIE REQUIREMENTS: Y
LEVEL OF SERVICE IMPACT: F

PROJECT NUMBER: C10337000

PROGRAM: WATER ENTERPRISE

PROJECT DESCRIPTION:
Improve the Valrico Facility scope beyond the original 3 MGD

OPERATING COST IMPACT:
No significant change in annual operating costs is anticipated.

PROJECT COMPLETION DATE: TBD

Neighborhood Community Area:
Valrico

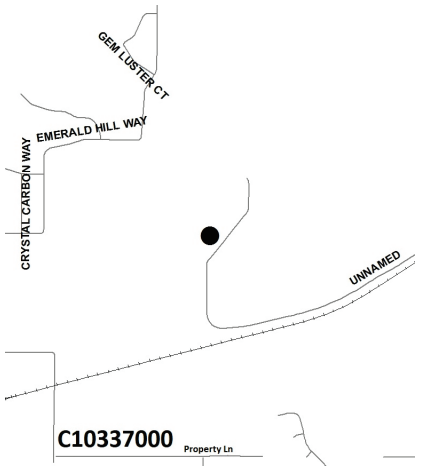

Sources of Funds (in $000s):	Total Estimated Sources	Prior Funding	FY 26 Carryforward	FY 26 Additional	FY 27	FY 28	FY 29	FY 30	FY 31	Future
ARP Funds	$0	$0	$0	$0	$0	$0	$0	$0	$0	$0
Enterprise Fees	0	0	0	0	0	0	0	0	0	0
Financing	105,000	0	0	0	0	0	0	0	0	105,000
Grants & County Match	0	0	0	0	0	0	0	0	0	0
Impact Fees	0	0	0	0	0	0	0	0	0	0
Other	0	0	0	0	0	0	0	0	0	0
Subtotal FY 26			$0	$0						
Total	**$105,000**	**$0**	**$0**		**$0**	**$0**	**$0**	**$0**	**$0**	**$105,000**

Uses of Funds (in $000s):	Total Estimated Cost	Prior Expenses	FY 26 Carryforward	FY 26 Additional	FY 27	FY 28	FY 29	FY 30	FY 31	Future
Capital [1]	$105,000	$0	$0	$0	$0	$0	$0	$0	$0	$105,000
Contributions [2]	0	0	0	0	0	0	0	0	0	0
Non-Capital [3]	0	0	0	0	0	0	0	0	0	0
Subtotal FY 26			$0	$0						
Total	**$105,000**	**$0**	**$0**		**$0**	**$0**	**$0**	**$0**	**$0**	**$105,000**

[1] Capital includes, but is not limited to, expenses related to capitalizable Development, Design, Land Acquisition, Equipment, Construction and Administration required to complete the project.
[2] Contributions includes, but is not limited to, funding through an agreement to other Government Agencies, Youth Organizations, Cultural Service Organizations and other Non-Profit Organizations.
[3] Non-Capital includes, but is not limited to, expenses related to Building Maintenance, Grounds & Landscaping Maintenance, Non-Capitalizable Equipment and other Professional Services.

PROJECT TITLE:
VAN DYKE FLOW DIVERSION (PUMP STATION AND PIPELINE)
CIE REQUIREMENTS: Y
LEVEL OF SERVICE IMPACT: F

PROJECT NUMBER: C10339000

PROGRAM: WATER ENTERPRISE

PROJECT DESCRIPTION:
This project consists of design and construction of a pump station and associated force main. It will be capable of transferring the flow of the Van Dyke Wastewater Treatment Facility to the Northwest Regional Water Reclamation Facility.

OPERATING COST IMPACT:
No significant change in annual operating costs is anticipated.

PROJECT COMPLETION DATE: Jul 2031

Neighborhood Community Area:
Lutz

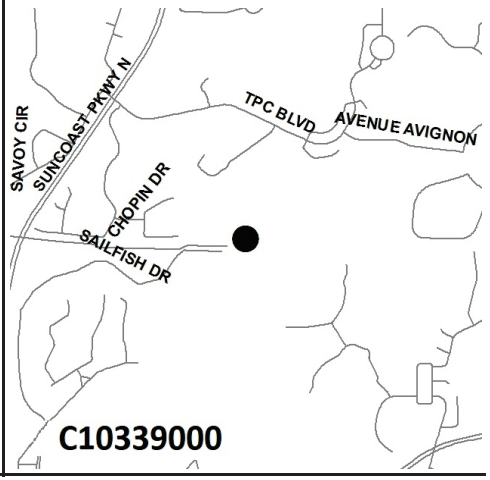

Sources of Funds (in $000s):	Total Estimated Sources	Prior Funding	FY 26 Carryforward	FY 26 Additional	FY 27	FY 28	FY 29	FY 30	FY 31	Future
ARP Funds	$0	$0	$0	$0	$0	$0	$0	$0	$0	$0
Enterprise Fees	0	0	0	0	0	0	0	0	0	0
Financing	86,000	0	0	0	2,000	23,000	61,000	0	0	0
Grants & County Match	0	0	0	0	0	0	0	0	0	0
Impact Fees	0	0	0	0	0	0	0	0	0	0
Other	0	0	0	0	0	0	0	0	0	0
Subtotal FY 26			$0	$0						
Total	**$86,000**	**$0**	**$0**		**$2,000**	**$23,000**	**$61,000**	**$0**	**$0**	**$0**

Uses of Funds (in $000s):	Total Estimated Cost	Prior Expenses	FY 26 Carryforward	FY 26 Additional	FY 27	FY 28	FY 29	FY 30	FY 31	Future
Capital [1]	$86,000	$0	$0	$0	$2,000	$23,000	$61,000	$0	$0	$0
Contributions [2]	0	0	0	0	0	0	0	0	0	0
Non-Capital [3]	0	0	0	0	0	0	0	0	0	0
Subtotal FY 26			$0	$0						
Total	**$86,000**	**$0**	**$0**		**$2,000**	**$23,000**	**$61,000**	**$0**	**$0**	**$0**

[1] Capital includes, but is not limited to, expenses related to capitalizable Development, Design, Land Acquisition, Equipment, Construction and Administration required to complete the project.
[2] Contributions includes, but is not limited to, funding through an agreement to other Government Agencies, Youth Organizations, Cultural Service Organizations and other Non-Profit Organizations.
[3] Non-Capital includes, but is not limited to, expenses related to Building Maintenance, Grounds & Landscaping Maintenance, Non-Capitalizable Equipment and other Professional Services.

PROJECT TITLE:
VAN DYKE IMMEDIATE FACILITY IMPROVEMENTS
CIE REQUIREMENTS: Y
LEVEL OF SERVICE IMPACT: F

PROJECT NUMBER: C10300000

PROGRAM: WATER ENTERPRISE

PROJECT DESCRIPTION:
This project consists of improvements to the Van Dyke facility.

OPERATING COST IMPACT:
No significant change in annual operating costs is anticipated.

PROJECT COMPLETION DATE: Dec 2027

Neighborhood Community Area:
Lutz

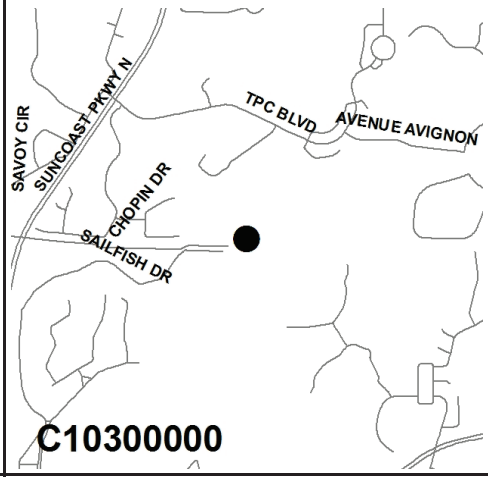

Sources of Funds (in $000s):	Total Estimated Sources	Prior Funding	FY 26 Carryforward	FY 26 Additional	FY 27	FY 28	FY 29	FY 30	FY 31	Future
ARP Funds	$0	$0	$0	$0	$0	$0	$0	$0	$0	$0
Enterprise Fees	8,326	2,515	5,811	0	0	0	0	0	0	0
Financing	0	0	0	0	0	0	0	0	0	0
Grants & County Match	0	0	0	0	0	0	0	0	0	0
Impact Fees	0	0	0	0	0	0	0	0	0	0
Other	0	0	0	0	0	0	0	0	0	0
Subtotal FY 26			$5,811	$0						
Total	**$8,326**	**$2,515**	**$5,811**		**$0**	**$0**	**$0**	**$0**	**$0**	**$0**

Uses of Funds (in $000s):	Total Estimated Cost	Prior Expenses	FY 26 Carryforward	FY 26 Additional	FY 27	FY 28	FY 29	FY 30	FY 31	Future
Capital [1]	$8,326	$2,515	$5,811	$0	$0	$0	$0	$0	$0	$0
Contributions [2]	0	0	0	0	0	0	0	0	0	0
Non-Capital [3]	0	0	0	0	0	0	0	0	0	0
Subtotal FY 26			$5,811	$0						
Total	**$8,326**	**$2,515**	**$5,811**		**$0**	**$0**	**$0**	**$0**	**$0**	**$0**

[1] Capital includes, but is not limited to, expenses related to capitalizable Development, Design, Land Acquisition, Equipment, Construction and Administration required to complete the project.
[2] Contributions includes, but is not limited to, funding through an agreement to other Government Agencies, Youth Organizations, Cultural Service Organizations and other Non-Profit Organizations.
[3] Non-Capital includes, but is not limited to, expenses related to Building Maintenance, Grounds & Landscaping Maintenance, Non-Capitalizable Equipment and other Professional Services.

PROJECT TITLE:
WATERS AVE FORCEMAIN REPLACEMENT
CIE REQUIREMENTS: Y
LEVEL OF SERVICE IMPACT: F

PROJECT NUMBER: C10323000

PROGRAM: WATER ENTERPRISE

PROJECT DESCRIPTION:
Replace 15,500 LF (2.95 miles) of 24-in force main along Waters Avenue between BJ Wholesale Club (7651 W Waters Ave, west of Hanley Road) and Manhattan Avenue. Project also includes sand blasting and coating pipe located on Rocky Creek Bridge and installation of ARV.

OPERATING COST IMPACT:
Impact on annual operating and maintenance costs is to be determined.

PROJECT COMPLETION DATE: Dec 2028

Neighborhood Community Area:
Town and Country

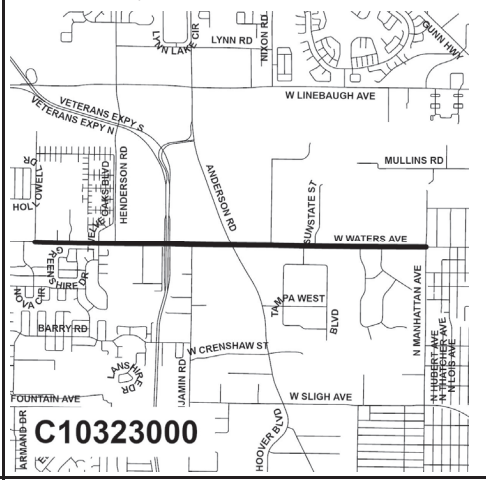

Sources of Funds (in $000s):	Total Estimated Sources	Prior Funding	FY 26 Carryforward	FY 26 Additional	FY 27	FY 28	FY 29	FY 30	FY 31	Future
ARP Funds	$0	$0	$0	$0	$0	$0	$0	$0	$0	$0
Enterprise Fees	26,500	444	3,756	22,300	0	0	0	0	0	0
Financing	0	0	0	0	0	0	0	0	0	0
Grants & County Match	0	0	0	0	0	0	0	0	0	0
Impact Fees	0	0	0	0	0	0	0	0	0	0
Other	0	0	0	0	0	0	0	0	0	0
Subtotal FY 26			$3,756	$22,300						
Total	**$26,500**	**$444**	**$26,056**		**$0**	**$0**	**$0**	**$0**	**$0**	**$0**

Uses of Funds (in $000s):	Total Estimated Cost	Prior Expenses	FY 26 Carryforward	FY 26 Additional	FY 27	FY 28	FY 29	FY 30	FY 31	Future
Capital [1]	$26,500	$444	$3,756	$22,300	$0	$0	$0	$0	$0	$0
Contributions [2]	0	0	0	0	0	0	0	0	0	0
Non-Capital [3]	0	0	0	0	0	0	0	0	0	0
Subtotal FY 26			$3,756	$22,300						
Total	**$26,500**	**$444**	**$26,056**		**$0**	**$0**	**$0**	**$0**	**$0**	**$0**

[1] Capital includes, but is not limited to, expenses related to capitalizable Development, Design, Land Acquisition, Equipment, Construction and Administration required to complete the project.
[2] Contributions includes, but is not limited to, funding through an agreement to other Government Agencies, Youth Organizations, Cultural Service Organizations and other Non-Profit Organizations.
[3] Non-Capital includes, but is not limited to, expenses related to Building Maintenance, Grounds & Landscaping Maintenance, Non-Capitalizable Equipment and other Professional Services.

PROJECT TITLE:
WILLIAMS RD FORCEMAIN EXTENSION
CIE REQUIREMENTS: Y
LEVEL OF SERVICE IMPACT: F

PROJECT NUMBER: C10324000

PROGRAM: WATER ENTERPRISE

PROJECT DESCRIPTION:
Construction of a 12-in FM from Williams Rd PS to Sligh Ave. South portion of 12-in FM runs from Williams & Sligh under I-75 and I-4 to MLK Blvd & Falkenburg Rd.

OPERATING COST IMPACT:
Impact on annual operating and maintenance costs is to be determined.

PROJECT COMPLETION DATE: Sep 2031

Neighborhood Community Area:
Seffner Mango

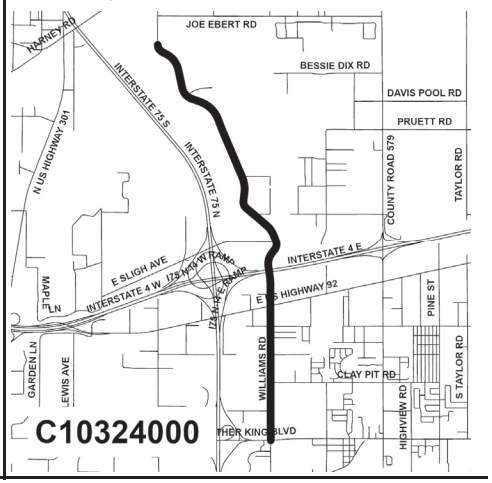

Sources of Funds (in $000s):	Total Estimated Sources	Prior Funding	FY 26 Carryforward	FY 26 Additional	FY 27	FY 28	FY 29	FY 30	FY 31	Future
ARP Funds	$0	$0	$0	$0	$0	$0	$0	$0	$0	$0
Enterprise Fees	4,000	404	3,596	0	0	0	0	0	0	0
Financing	14,500	0	0	0	0	14,500	0	0	0	0
Grants & County Match	0	0	0	0	0	0	0	0	0	0
Impact Fees	0	0	0	0	0	0	0	0	0	0
Other	0	0	0	0	0	0	0	0	0	0
Subtotal FY 26			$3,596	$0						
Total	**$18,500**	**$404**	**$3,596**		**$0**	**$14,500**	**$0**	**$0**	**$0**	**$0**

Uses of Funds (in $000s):	Total Estimated Cost	Prior Expenses	FY 26 Carryforward	FY 26 Additional	FY 27	FY 28	FY 29	FY 30	FY 31	Future
Capital [1]	$18,500	$404	$3,596	$0	$0	$14,500	$0	$0	$0	$0
Contributions [2]	0	0	0	0	0	0	0	0	0	0
Non-Capital [3]	0	0	0	0	0	0	0	0	0	0
Subtotal FY 26			$3,596	$0						
Total	**$18,500**	**$404**	**$3,596**		**$0**	**$14,500**	**$0**	**$0**	**$0**	**$0**

[1] Capital includes, but is not limited to, expenses related to capitalizable Development, Design, Land Acquisition, Equipment, Construction and Administration required to complete the project.
[2] Contributions includes, but is not limited to, funding through an agreement to other Government Agencies, Youth Organizations, Cultural Service Organizations and other Non-Profit Organizations.
[3] Non-Capital includes, but is not limited to, expenses related to Building Maintenance, Grounds & Landscaping Maintenance, Non-Capitalizable Equipment and other Professional Services.

PROJECT TITLE:
WILLIAMS RD POTABLE WATER MAIN
CIE REQUIREMENTS: Y
LEVEL OF SERVICE IMPACT: F

PROJECT NUMBER: C32026000

PROGRAM: WATER ENTERPRISE

PROJECT DESCRIPTION:
Install approximately 2.5 miles of pipe to maintain water pressure in north portion of potable system.

OPERATING COST IMPACT:
Impact on annual operating and maintenance costs is to be determined.

PROJECT COMPLETION DATE: TBD

Neighborhood Community Area:
Seffner Mango

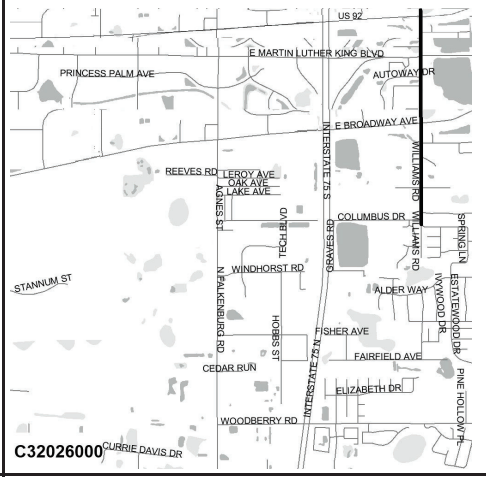

Sources of Funds (in $000s):	Total Estimated Sources	Prior Funding	FY 26 Carryforward	FY 26 Additional	FY 27	FY 28	FY 29	FY 30	FY 31	Future
ARP Funds	$0	$0	$0	$0	$0	$0	$0	$0	$0	$0
Enterprise Fees	0	0	0	0	0	0	0	0	0	0
Financing	10,000	0	0	0	1,000	9,000	0	0	0	0
Grants & County Match	0	0	0	0	0	0	0	0	0	0
Impact Fees	0	0	0	0	0	0	0	0	0	0
Other	0	0	0	0	0	0	0	0	0	0
Subtotal FY 26			$0	$0						
Total	**$10,000**	**$0**	**$0**		**$1,000**	**$9,000**	**$0**	**$0**	**$0**	**$0**

Uses of Funds (in $000s):	Total Estimated Cost	Prior Expenses	FY 26 Carryforward	FY 26 Additional	FY 27	FY 28	FY 29	FY 30	FY 31	Future
Capital [1]	$10,000	$0	$0	$0	$1,000	$9,000	$0	$0	$0	$0
Contributions [2]	0	0	0	0	0	0	0	0	0	0
Non-Capital [3]	0	0	0	0	0	0	0	0	0	0
Subtotal FY 26			$0	$0						
Total	**$10,000**	**$0**	**$0**		**$1,000**	**$9,000**	**$0**	**$0**	**$0**	**$0**

[1] Capital includes, but is not limited to, expenses related to capitalizable Development, Design, Land Acquisition, Equipment, Construction and Administration required to complete the project.
[2] Contributions includes, but is not limited to, funding through an agreement to other Government Agencies, Youth Organizations, Cultural Service Organizations and other Non-Profit Organizations.
[3] Non-Capital includes, but is not limited to, expenses related to Building Maintenance, Grounds & Landscaping Maintenance, Non-Capitalizable Equipment and other Professional Services.

Appendix

Hillsborough County Florida

For more information, contact the Management & Budget Department
(813) 272-5890 • HCFL.gov/Budget

COMMUNITY INVESTMENT TAX PROGRAM ALLOCATIONS

PHASE I
January 1997 to January 2003

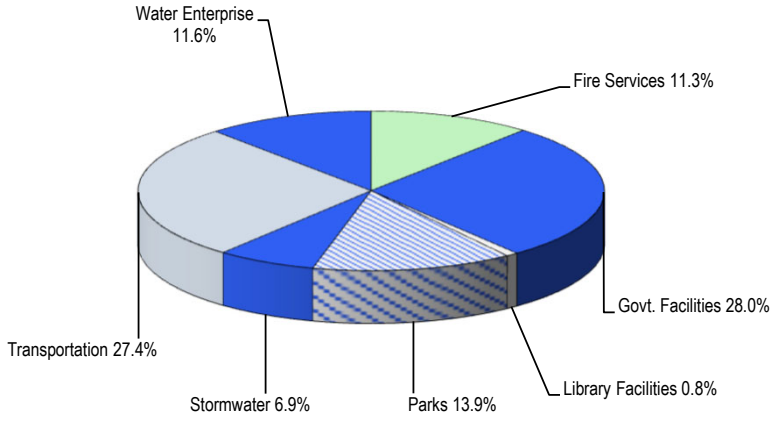

Each 1% equals $1.9 Million
Total funding equals $187.6 Million

PHASE II
February 2003 to January 2008

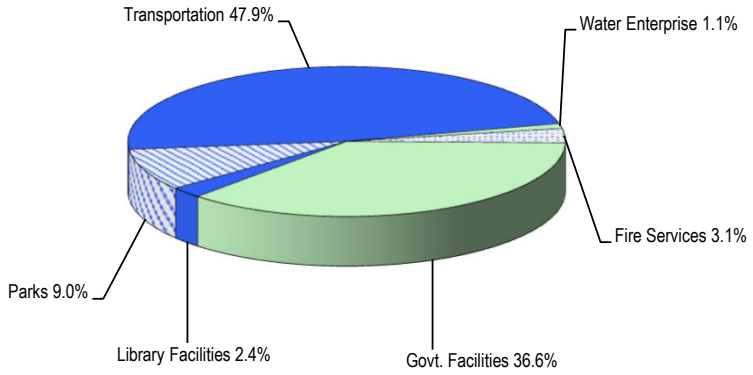

Each 1% equals $3.7 Million
Total funding equals $373.3 Million

COMMUNITY INVESTMENT TAX PROGRAM ALLOCATIONS

PHASE III
February 2008 to September 2016

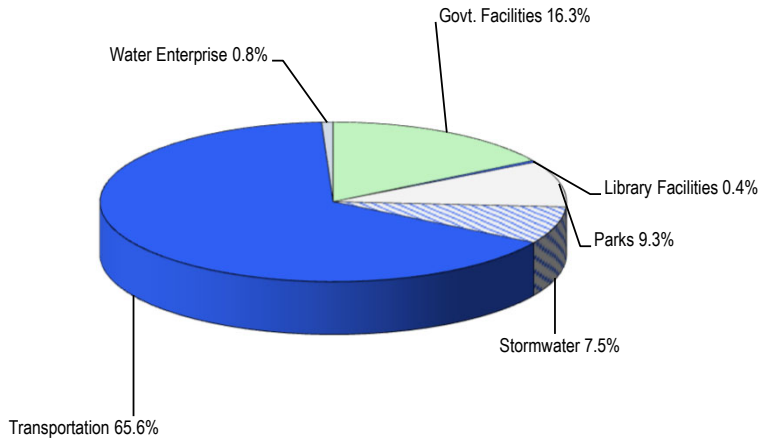

Each 1% equals $5.4 Million
Total funding equals $544.6 Million

PHASE IV
November 2021 to November 2026

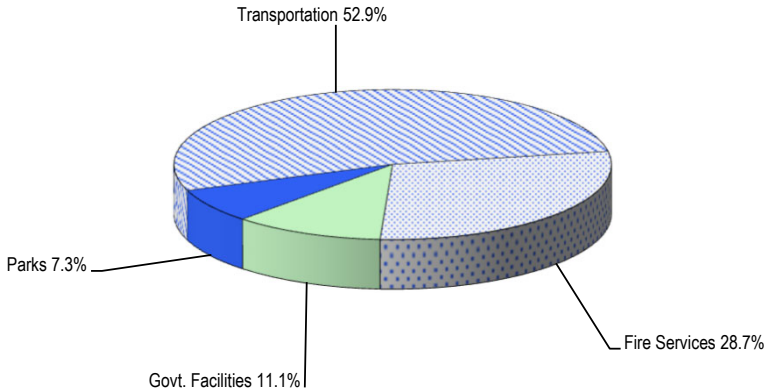

Each 1% equals $2.2 Million
Total funding equals $223.8 Million

COMMUNITY INVESTMENT TAX - PHASE I
SOURCES AND USES SUMMARY
(in thousands)

Sources of Funds:	TOTAL ESTIMATED SOURCES	PRIOR FUNDING	FY 26 Carryforward	FY 26 Additional	FY 27	FY 28	FY 29	FY 30	FY 31
Transfers from Sales Tax Fund	$167,382	$167,382	$0	$0	$0	$0	$0	$0	$0
Interest Earnings	17,880	17,880	0	0	0	0	0	0	0
Other Miscellaneous	2,376	2,376	0	0	0	0	0	0	0
Total	**$187,638**	**$187,638**	**$0**		**$0**	**$0**	**$0**	**$0**	**$0**

TOTAL FY 26 - FY 31 = $0

Uses of Funds:	TOTAL ESTIMATED COST	PRIOR EXPENSES	FY 26 Carryforward	FY 26 Additional	FY 27	FY 28	FY 29	FY 30	FY 31
Fire Services	$21,220	$21,220	$0	$0	$0	$0	$0	$0	$0
Govt. Facilities	52,502	52,502	0	0	0	0	0	0	0
Library Facilities	1,543	1,543	0	0	0	0	0	0	0
Parks	26,106	26,106	0	0	0	0	0	0	0
Stormwater	12,935	12,935	0	0	0	0	0	0	0
Transportation	51,486	51,486	0	0	0	0	0	0	0
Water Enterprise	21,847	21,847	0	0	0	0	0	0	0
Total	**$187,638**	**$187,638**	**$0**		**$0**	**$0**	**$0**	**$0**	**$0**

TOTAL FY 26 - FY 31 = $0

Note 1: This schedule does not include Debt Services
Note 2: The amounts in this schedule represent total CIT funding allocated to a project.

COMMUNITY INVESTMENT TAX - PHASE I
PROJECTS SUMMARY SCHEDULE
(in thousands)

PROJECT NUMBER	PROJECT TITLE	TOTAL ESTIMATED COST	PRIOR EXPENSES	FY 26		FY 27	FY 28	FY 29	FY 30	FY 31	COMMENTS
				Carryforward	Additional						
	FIRE SERVICES										
C79125	AMBULANCE REPLACEMENT	$1,749	$1,749	$0	$0	$0	$0	$0	$0	$0	COMPLETED FY 99
C79014	BRANDON FIRE STATION	536	536	0	0	0	0	0	0	0	COMPLETED FY 01
C91151	CHAPMAN ROAD FIRE STATION	3,152	3,152	0	0	0	0	0	0	0	COMPLETED FY 08
C79011	CONCRETE APRONS	65	65	0	0	0	0	0	0	0	COMPLETED FY 01
C91139	CORK-KNIGHTS FIRE STATION CONSTRUCTION	509	509	0	0	0	0	0	0	0	COMPLETED FY 04
C79012	DOVER FIRE STATION RENOV.	418	418	0	0	0	0	0	0	0	COMPLETED FY 02
C79009	F S CODE COMPL & REHAB PH I	211	211	0	0	0	0	0	0	0	COMPLETED FY 00
C79029	F S CODE COMPL. SPRINKLERS PH II	810	810	0	0	0	0	0	0	0	COMPLETED FY 05
C79008	FIRE EQUIPMENT REPL/REFURB.	2,788	2,788	0	0	0	0	0	0	0	COMPLETED FY 02
C79017	FIRE RESCUE HEADQUARTERS	11	11	0	0	0	0	0	0	0	CANCELED
C79015	LUTZ FIRE STATION	477	477	0	0	0	0	0	0	0	COMPLETED FY 02
C79010	MIDWAY FIRE STATION	187	187	0	0	0	0	0	0	0	COMPLETED FY 99
C79025	MOBILE EMERGENCY OPERATIONS CTR. VEHICLE	80	80	0	0	0	0	0	0	0	COMPLETED FY 02
C91145000	NORTH HILLSBOROUGH F. S. #14	1,668	1,668	0	0	0	0	0	0	0	COMPLETED FY 14
C79013	PALM RIVER FIRE STATION	428	428	0	0	0	0	0	0	0	COMPLETED FY 02
C79052	REROOF APOLLO B. F.S. # 29	63	63	0	0	0	0	0	0	0	COMPLETED FY 99
C79051	REROOF FALKENBURG RD F.S. # 33	66	66	0	0	0	0	0	0	0	COMPLETED FY 99
C79053	REROOF W. HILLSBOROUGH F.S. # 31	69	69	0	0	0	0	0	0	0	COMPLETED FY 99
C91152000	RIVER OAKS FIRE STATION	1,721	1,721	0	0	0	0	0	0	0	COMPLETED FY 05
C91146	RUSKIN F. S. #17 CONSTRUCTION	24	24	0	0	0	0	0	0	0	COMPLETED FY 04
C79141	RUSKIN FIRE STATION #17 LAND ACQUISITION	719	719	0	0	0	0	0	0	0	COMPLETED FY 08
C79132	SCBA FIRE RESCUE BREATHING APPARATUS	2,143	2,143	0	0	0	0	0	0	0	COMPLETED FY 03
C79016000	SUN CITY CENTER FIRE STATION	1,273	1,273	0	0	0	0	0	0	0	COMPLETED FY 03
C91150000	TAMPA SHORES FIRE STATION	2,055	2,055	0	0	0	0	0	0	0	COMPLETED FY 05
C91992	UNALLOCATED FUNDS	0	0	0	0	0	0	0	0	0	UNFUNDED
	TOTAL FIRE SERVICES	$21,220	$21,220	$0		$0	$0	$0	$0	$0	
	GOVERNMENT FACILITIES										
C90404	512-BED JAIL (PHASES I,II,&III)	$19,327	$19,327	$0	$0	$0	$0	$0	$0	$0	COMPLETED FY 98
C79006	700 TWIGGS ST. RENOVATION	4,128	4,128	0	0	0	0	0	0	0	COMPLETED FY 01
C79106	CHILDREN SERVICES ATHLETIC CENTER	1,211	1,211	0	0	0	0	0	0	0	COMPLETED FY 01
C79019	COMPUTER AIDED DISPATCH	0	0	0	0	0	0	0	0	0	FUNDED WITH AD VALOREM
C77709000	COUNTY CENETR EXTERIOR HARDSCAPE	411	411	0	0	0	0	0	0	0	COMPLETED FY 08
C79018	COUNTY CENTER SECURITY	100	100	0	0	0	0	0	0	0	COMPLETED FY 01
N70001	CRIMINAL JUSTICE INFORMATION SYSTEM	7,400	7,400	0	0	0	0	0	0	0	COMPLETED FY 99

COMMUNITY INVESTMENT TAX - PHASE I
PROJECTS SUMMARY SCHEDULE
(in thousands)

PROJECT NUMBER	PROJECT TITLE	TOTAL ESTIMATED COST	PRIOR EXPENSES	FY 26		FY 27	FY 28	FY 29	FY 30	FY 31	COMMENTS
				Carryforward	Additional						
C90405000	JAIL EXPANSION PHASE IV	1,922	1,922	0	0	0	0	0	0	0	COMPLETED FY 03
C79026	MAIN COURTHOUSE - PHASE II	5,912	5,912	0	0	0	0	0	0	0	COMPLETED FY 08
C79027	MAIN COURTHOUSE - PHASE III	0	0	0	0	0	0	0	0	0	CONSOLIDATED UNDER 79026.
C79028	MAIN COURTHOUSE - PHASE IV	0	0	0	0	0	0	0	0	0	CONSOLIDATED UNDER 79026.
C79005	MAIN COURTHOUSE -PHASE I	868	868	0	0	0	0	0	0	0	COMPLETED FY 98
C79055000	MOSI E. WING - NORTH UNISTRUT ROOF STRUCTURE	489	489	0	0	0	0	0	0	0	COMPLETED FY 07
C89315G	MOSI EXPANSION CHILDREN'S SCIENCE CENTER	663	663	0	0	0	0	0	0	0	COMPLETED FY 05
C79054000	MOSI W. WING REPAIRS/RESEAL/RECAULKING	534	534	0	0	0	0	0	0	0	UNFUNDED
C79133	PGM DOCUMENT MANAGEMENT SYSTEM	192	192	0	0	0	0	0	0	0	COMPLETED FY 05
C70001000	PUBLIC ART- UNALLOCATED ASSESSMENTS	0	0	0	0	0	0	0	0	0	CONSOLIDATED UNDER C70000000
C70000000	PUBLIC ART PROGRAM	377	377	0	0	0	0	0	0	0	CIT I FUNDS EXPENDED
C90212000	REHAB. RUSKIN SERVICE CENTER	97	97	0	0	0	0	0	0	0	COMPLETED FY 01
C79050	REROOF FRED KARL LEGAL CENTER	8	8	0	0	0	0	0	0	0	CANCELED
C79139000	RIVERVIEW TERRACE SENIOR CENTER	157	157	0	0	0	0	0	0	0	COMPLETED FY 09
C79049	SENIOR ADULT DAY CARE FACILITY (BRANDON)	1,040	1,040	0	0	0	0	0	0	0	COMPLETED FY 01
C79048	SENIOR ADULT DAY CARE FACILITY (MANHATTAN)	1,178	1,178	0	0	0	0	0	0	0	COMPLETED FY 01
SHE01018	SHERIFF'S FLEET EQUIPMENT REPL.	5,065	5,065	0	0	0	0	0	0	0	COMPLETED FY 00
C79023	SPECIAL NEEDS PROGRAM SHELTER UPGRADES	0	0	0	0	0	0	0	0	0	COMPLETED WITH GRANT DOLLARS
C79024	TELEPHONE LINES FOR REGIONAL RELIEF CENTER	0	0	0	0	0	0	0	0	0	COMPLETED WITH GRANT DOLLARS
C79138000	TOWN N' COUNTRY SENIOR CENTER	400	400	0	0	0	0	0	0	0	COMPLETED FY 09
C70900000	UNALLOCATED FUNDS GOVERNMENT FACILITIES	0	0	0	0	0	0	0	0	0	UNFUNDED
C70654000	UNIVERSITY COMMUNITY SOCIAL SVCS. CENTER	1,024	1,024	0	0	0	0	0	0	0	COMPLETED FY 05
	TOTAL GOVERNMENT FACILITIES	$52,502	$52,502	$0		$0	$0	$0	$0	$0	
	LIBRARIES										
C79122	BRANDON LIBRARY ADA RENOVATION	$27	$27	$0	$0	$0	$0	$0	$0	$0	COMPLETED FY 98
C79113	LUTZ LIBRARY ROOF REPL.	73	73	0	0	0	0	0	0	0	COMPLETED FY 98
C79115	NORTH TAMPA LIBRARY A/C REPL.	12	12	0	0	0	0	0	0	0	COMPLETED FY 99
C79123	PENINSULAR LIBRARY -ADA	0	0	0	0	0	0	0	0	0	PROJECT COMP. WITH GRANT FDS
C79118	RIVERVIEW LIBRARY CARPET REPL.	23	23	0	0	0	0	0	0	0	COMPLETED FY 99
C79119	RUSKIN LIBRARY CARPET REPL.	30	30	0	0	0	0	0	0	0	COMPLETED FY 99
C79117	SEMINOLE LIBRARY ROOF REPL.	61	61	0	0	0	0	0	0	0	COMPLETED FY 00
C79124000	SOUTH COUNTY REGIONAL LIBRARY	450	450	0	0	0	0	0	0	0	COMPLETED FY 06
C79121	THONOTOSASSA LIBRARY -ADA	20	20	0	0	0	0	0	0	0	COMPLETED FY 98
C79114	WESTGATE LIBRARY ROOF REPL.	135	135	0	0	0	0	0	0	0	COMPLETED FY 99
C79120	WEST TAMPA LIBRARY RENOV.	602	602	0	0	0	0	0	0	0	COMPLETED FY 03
C79112	WEST TAMPA LIBRARY REHAB.	2	2	0	0	0	0	0	0	0	COMPLETED FY 03

COMMUNITY INVESTMENT TAX - PHASE I
PROJECTS SUMMARY SCHEDULE
(in thousands)

PROJECT NUMBER	PROJECT TITLE	TOTAL ESTIMATED COST	PRIOR EXPENSES	FY 26		FY 27	FY 28	FY 29	FY 30	FY 31	COMMENTS
				Carryforward	Additional						
C79116	YBOR LIBRARY IMPROVEMENTS	109	109	0	0	0	0	0	0	0	COMPLETED FY 00
C70999000	UNALLOCATED FUNDS LIBRARIES	0	0	0	0	0	0	0	0	0	UNFUNDED
	TOTAL LIBRARIES	$1,543	$1,543	$0		$0	$0	$0	$0	$0	
	PARKS										
C89081	ALDERMAN'S FORD PARK	$100	$100	$0	$0	$0	$0	$0	$0	$0	COMPLETED FY 02
C80223000	ATHLETIC STORAGE BUILDINGS	565	565	0	0	0	0	0	0	0	COMPLETED FY 12
C89094	BALM PARK	40	40	0	0	0	0	0	0	0	COMPLETED FY 02
C89104	CITRUS PARK LITTLE LEAGUE	97	97	0	0	0	0	0	0	0	COMPLETED FY 99
C89086	E.G. SIMMONS PARK	99	99	0	0	0	0	0	0	0	COMPLETED FY 02
C89082	EUREKA SPRINGS PARK	14	14	0	0	0	0	0	0	0	COMPLETED FY 02
C89107	FISH HAWK SPORTS COMPLEX	4,086	4,086	0	0	0	0	0	0	0	COMPLETED FY 08
C89319	HEROES PARK	1,000	1,000	0	0	0	0	0	0	0	COMPLETED FY 10
C89100	KEYSTONE PARK	190	190	0	0	0	0	0	0	0	COMPLETED FY 02
C89080	LAKE PARK	177	177	0	0	0	0	0	0	0	COMPLETED FY 03
C89083	LETTUCE LAKE PARK	99	99	0	0	0	0	0	0	0	COMPLETED FY 02
C89091	LIMONA PARK	50	50	0	0	0	0	0	0	0	COMPLETED FY 02
C89084	LITHIA SPRINGS REGIONAL PARK	96	96	0	0	0	0	0	0	0	COMPLETED FY 02
C89108000	LIVE OAK SPORTS COMPLEX	3,602	3,602	0	0	0	0	0	0	0	COMPLETED FY 08
C89095	LOGAN GATE PARK	48	48	0	0	0	0	0	0	0	COMPLETED FY 02
C89105	LUTZ LITTLE LEAGUE	91	91	0	0	0	0	0	0	0	COMPLETED FY 98
C89085	MEDARD PARK	30	30	0	0	0	0	0	0	0	COMPLETED FY 02
C89099000	NORTHDALE PARK	501	501	0	0	0	0	0	0	0	COMPLETED FY 00
C89103	NORTHSIDE LITTLE LEAGUE	99	99	0	0	0	0	0	0	0	COMPLETED FY 98
C89101	NYE PARK	100	100	0	0	0	0	0	0	0	COMPLETED FY 01
C89098	OLD FORT KING TRAIL	3,356	3,356	0	0	0	0	0	0	0	COMPLETED FY 06
C89089	ORANGE GROVE PARK	70	70	0	0	0	0	0	0	0	COMPLETED FY 99
C89308	PLANT CITY SPORTS COMPLEX - LAND ACQ.	575	575	0	0	0	0	0	0	0	COMPLETED FY 02
C89106	REHABILITATE LIGHTING AT VARIOUS PARKS	200	200	0	0	0	0	0	0	0	COMPLETED FY 01
C89093	RUSKIN COMMON GOOD	50	50	0	0	0	0	0	0	0	COMPLETED FY 02
C89102	SOUTH MOBLEY PARK (PHASE II)	1,980	1,980	0	0	0	0	0	0	0	COMPLETED FY 02
C89092	THATCHER PARK	28	28	0	0	0	0	0	0	0	COMPLETED FY 02
C83224000	TOWN N COUNTRY AREA RECREATION CENTER	2,201	2,201	0	0	0	0	0	0	0	COMPLETED FY 16
C89097000	TOWN N' COUNTRY LINEAR PARK EXTENSION	862	862	0	0	0	0	0	0	0	COMPLETED FY 04
TEE30029	TRANSFER TO ELAPP	48	48	0	0	0	0	0	0	0	FUNDING MOVED
C81999	UNALLOCATED FUNDS	0	0	0	0	0	0	0	0	0	UNFUNDED
C89088	UPPER TAMPA BAY PARK	85	85	0	0	0	0	0	0	0	COMPLETED FY 00

COMMUNITY INVESTMENT TAX - PHASE I
PROJECTS SUMMARY SCHEDULE
(in thousands)

PROJECT NUMBER	PROJECT TITLE	TOTAL ESTIMATED COST	PRIOR EXPENSES	FY 26		FY 27	FY 28	FY 29	FY 30	FY 31	COMMENTS
				Carryforward	Additional						
C89096	UPPER TAMPA-BAY TRAIL-PHASE II	4,616	4,616	0	0	0	0	0	0	0	COMPLETED FY 06
C89002000	UPPER TAMPA-BAY TRAIL-PHASE IV	897	897	0	0	0	0	0	0	0	COMPLETED FY 16
C89090	WILDCAT CREEK PARK	9	9	0	0	0	0	0	0	0	COMPLETED FY 02
C89087	WILDERNESS PARK	47	47	0	0	0	0	0	0	0	COMPLETED FY 01
	TOTAL PARKS	$26,106	$26,106	$0		$0	$0	$0	$0	$0	
	STORMWATER										
C49292	127TH & MARJORY AVE OUTFALL	$91	$91	$0	$0	$0	$0	$0	$0	$0	COMPLETED FY 01 WITH NON CIT
C49235	130TH AVE & 131ST AVE STORMSEWERS	53	53	0	0	0	0	0	0	0	COMPLETED FY 97
C49234	145TH AVE. OUTFALL & GARLAND CT DRAINAGE	360	360	0	0	0	0	0	0	0	CANCELED
C49290	15TH ST & 127TH AVE OUTFALL	347	347	0	0	0	0	0	0	0	COMPLETED FY 00
C49275	1ST ST SW & 18TH AVE SW DRAINAGE	228	228	0	0	0	0	0	0	0	COMPLETED FY 01
C41066	20TH STREET FROM 127TH AV. TO 139TH AV. STORMWATER IMP.	0	0	0	0	0	0	0	0	0	CANCELED
C49291	56TH ST & PALM RIVER RD DRAINAGE	190	190	0	0	0	0	0	0	0	CANCELED
C49259	78TH ST & PALM RIVER RD. CULVERTS	27	27	0	0	0	0	0	0	0	COMPLETED FY 03
C49272	ALLEGHENY DR CULVERTS	134	134	0	0	0	0	0	0	0	COMPLETED FY 00
C49245	APOLLO BEACH RD DRAINAGE SYSTEM	11	11	0	0	0	0	0	0	0	COMPLETED FY 97
C49200	APOLLO BEACH RD DRAINAGE-FLAMINGO RD	41	41	0	0	0	0	0	0	0	COMPLETED FY 01
C49283	ARCHIE CREEK	833	833	0	0	0	0	0	0	0	COMPLETED FY 02
C49284	BEARSS/DUCK POND STORMWATER COLLECTOR	0	0	0	0	0	0	0	0	0	COMPLETED FY 99
C49269	BEL AIR AVE CULVERTS	164	164	0	0	0	0	0	0	0	COMPLETED FY 98
C49267	BENTWOOD DR LAKE STRUCTURE	194	194	0	0	0	0	0	0	0	CANCELED
C49248	BLOOMINGDALE SECTION F UNDERDRAIN	226	226	0	0	0	0	0	0	0	CANCELED
C49257	BRAVES CT & TOMAHAWK TRIAL UNDERDRAIN	89	89	0	0	0	0	0	0	0	COMPLETED FY 01
C49251	BROADWAY (CR 574) & WILLIAMS CULVERTS	62	62	0	0	0	0	0	0	0	COMPLETED FY 02
C49251G	BROADWAY (CR 574) & WILLIAMS CULVERTS	52	52	0	0	0	0	0	0	0	COMPLETED FY 02
C49270	BUNKER HILL CULVERTS	98	98	0	0	0	0	0	0	0	COMPLETED FY 03
C49265	CALOOSA BLVD LAKE CONTROL STRUCTURES	149	149	0	0	0	0	0	0	0	CANCELED
C49246	CAMBRON RD UNDERDRAIN	67	67	0	0	0	0	0	0	0	COMPLETED FY 00
C49262	CHELSEA ST DRAINAGE SYSTEM	73	73	0	0	0	0	0	0	0	CANCELED
C49287	CLAIR MEL CITY UNDERDRAIN	61	61	0	0	0	0	0	0	0	COMPLETED FY 98
C49268	CLOISTER DR. CULVERTS	119	119	0	0	0	0	0	0	0	COMPLETED FY 01
C48516000	COUNTYWIDE WATERSHED MANAGEMENT MASTERPLAN UPDATE	1	1	0	0	0	0	0	0	0	COMPLETED FY 17
C48516000G	COUNTYWIDE WATERSHED MANAGEMENT MASTERPLAN UPDATE	232	232	0	0	0	0	0	0	0	COMPLETED FY 17
C41142000	COUNTYWIDE WATERSHED MASTERPLAN UPDATE PHASE II	150	150	0	0	0	0	0	0	0	COMPLETED FY 21
C46133000	CULVERT REPLACEMENT PROGRAM FY08 - FY13	850	850	0	0	0	0	0	0	0	COMPLETED FY 17
C47124000	CYPRESS CREEK STORMWATER PLAN IMPLEMENTATION	9	9	0	0	0	0	0	0	0	COMPLETED FY 16

COMMUNITY INVESTMENT TAX - PHASE I
PROJECTS SUMMARY SCHEDULE
(in thousands)

PROJECT NUMBER	PROJECT TITLE	TOTAL ESTIMATED COST	PRIOR EXPENSES	FY 26		FY 27	FY 28	FY 29	FY 30	FY 31	COMMENTS
				Carryforward	Additional						
C47124000G	CYPRESS CREEK STORMWATER PLAN IMPLEMENTATION	148	148	0	0	0	0	0	0	0	COMPLETED FY 16
C49226	DEBUEL RD STORMSEWERS	4	4	0	0	0	0	0	0	0	COMPLETED FY 03
C49230	DEERWOOD CR (WOODLANDS) UNDERDRAIN	78	78	0	0	0	0	0	0	0	COMPLETED FY 00
C49285	DELANEY CREEK	67	67	0	0	0	0	0	0	0	COMPLETED FY 01
C40039000	DELANEY CREEK STORMWATER PLAN IMPLEMENTATION	0	0	0	0	0	0	0	0	0	COMPLETED FY 11
C49274	DOMINO DR (FAIRMONT MHP) STORMSEWERS	288	288	0	0	0	0	0	0	0	COMPLETED FY 01
C49277	DONNEYMOORE DR DRAINAGE SYSTEM	4	4	0	0	0	0	0	0	0	COMPLETED FY 01
C49279	EAST LAKE BASIN	1	1	0	0	0	0	0	0	0	COMPLETED FY 00
C49273	FORDHAM DR CULVERTS	0	0	0	0	0	0	0	0	0	CANCELED
C49288	GIBSONTON ON THE BAY DRAINAGE IMPROVEMENTS	110	110	0	0	0	0	0	0	0	CANCELED
C49288G	GIBSONTON ON THE BAY DRAINAGE IMPROVEMENTS	340	340	0	0	0	0	0	0	0	CANCELED
C49239	GUNLOCK AVE STORMSEWER	193	193	0	0	0	0	0	0	0	COMPLETED FY 01
C49232	HAYNES RD (EAST OF MOHR) DRAINAGE	6	6	0	0	0	0	0	0	0	COMPLETED FY 03
C41136000	HERITAGE CREST RETENTION POND IMPROVEMENTS	225	225	0	0	0	0	0	0	0	COMPLETED FY 11
C49240	HIMES AVE & KIRBY ST DRAINAGE	117	117	0	0	0	0	0	0	0	COMPLETED FY 01
C49240G	HIMES AVE & KIRBY ST DRAINAGE	116	116	0	0	0	0	0	0	0	COMPLETED FY 01
C41073000	HOLLOMANS BRANCH-HBA 6C (KNIGHTS GRIFFIN)	322	322	0	0	0	0	0	0	0	COMPLETED FY 20
C49258	JERSEY AVE & ALPINE DR DRAINAGE	99	99	0	0	0	0	0	0	0	COMPLETED FY 01
C49276	LAKE HILLS DR CULVERTS & OUTFALL	165	165	0	0	0	0	0	0	0	COMPLETED FY 97
C41149000	LAKE JUNE WETLANDS RESTORATION	117	117	0	0	0	0	0	0	0	COMPLETED FY 14
C49289	LANGSTON & 12TH AVE OUTFALL	254	254	0	0	0	0	0	0	0	COMPLETED FY 99
C49249	LEONARD DRIVE CULVERTS	42	42	0	0	0	0	0	0	0	CANCELED
C49249G	LEONARD DRIVE CULVERTS	32	32	0	0	0	0	0	0	0	CANCELED
C40038000	LOWER SWEETWATER CREEK STORMWATER PLAN IMPLEMENTATION	28	28	0	0	0	0	0	0	0	COMPLETED FY 14
C49294	LUTZ-LAKE FERN ROAD DRAINAGE	99	99	0	0	0	0	0	0	0	COMPLETED FY 98
C46129000	MASTER PLAN IMPLEMENTATION PROGRAM	277	277	0	0	0	0	0	0	0	COMPLETED FY 20
C46129000G	MASTER PLAN IMPLEMENTATION PROGRAM	646	646	0	0	0	0	0	0	0	COMPLETED FY 20
C49233	MAY ST OUTFALL	53	53	0	0	0	0	0	0	0	COMPLETED FY 99
C49255	MCINTOSH CR & WESTMORE DRAINAGE	69	69	0	0	0	0	0	0	0	COMPLETED FY 99
C49237	MEMORIAL HWY (W. OF GEORGE) UNDERDRAIN	9	9	0	0	0	0	0	0	0	COMPLETED FY 99
C46131000	MINOR NEIGHBORHOOD DRAINAGE IMPROVEMENTS	394	394	0	0	0	0	0	0	0	COMPLETED FY 20
C49293	MORRIS BRIDGE RD (VERGES) DRAINAGE	65	65	0	0	0	0	0	0	0	COMPLETED FY 01
C49271	N. PEBBLE BEACH LAKE CONTROL STRUCTURES	174	174	0	0	0	0	0	0	0	COMPLETED FY 97
C48501000	NEIGHBORHOOD SYSTEM IMPROVEMENTS	0	0	0	0	0	0	0	0	0	UNFUNDED
C49236	OAKVISTA UNDERDRAIN	44	44	0	0	0	0	0	0	0	COMPLETED FY 99
C49241	OCCIDENT ST CULVERTS	222	222	0	0	0	0	0	0	0	COMPLETED FY 03
C49260	ORIENT RD DRAINAGE	5	5	0	0	0	0	0	0	0	COMPLETED FY 99

COMMUNITY INVESTMENT TAX - PHASE I
PROJECTS SUMMARY SCHEDULE
(in thousands)

PROJECT NUMBER	PROJECT TITLE	TOTAL ESTIMATED COST	PRIOR EXPENSES	FY 26		FY 27	FY 28	FY 29	FY 30	FY 31	COMMENTS
				Carryforward	Additional						
C49244	PALM RIVER/LIMETREE RD DRAINAGE	0	0	0	0	0	0	0	0	0	COMPLETED FY 01
C49243	PARK DRIVE OUTFALL	122	122	0	0	0	0	0	0	0	COMPLETED FY 01
C49242	PAT ACRES SUBDIVISION DRAINAGE	0	0	0	0	0	0	0	0	0	CANCELED
C49264	PEBBLE BEACH BLVD LAKE CONTROL STRUCTURES	108	108	0	0	0	0	0	0	0	COMPLETED FY 01
C49282	PEMBERTON CREEK	204	204	0	0	0	0	0	0	0	COMPLETED FY 02
C49253	RIDEIN RD RIDEOUT RD CULVERTS	0	0	0	0	0	0	0	0	0	COMPLETED FY 03
C49278	ROCKY/BRUSHY CREEK BASIN	138	138	0	0	0	0	0	0	0	CANCELED
C47246	SHADOW RUN IMPROVEMENTS	0	0	0	0	0	0	0	0	0	COMPLETED FY 03
C49296	SMI LOWER SWEETWATER CRK-ROCKY CRK	639	639	0	0	0	0	0	0	0	CANCELED
C41042	SMI SWEETWATER CREEK	0	0	0	0	0	0	0	0	0	COMPLETED FY 98
C49280	SMI SWEETWATER CREEK-HANLEY RD	107	107	0	0	0	0	0	0	0	COMPLETED FY 00
C49286	STORMWATER PUMPING STATIONS	129	129	0	0	0	0	0	0	0	COMPLETED FY 03
C49263	SUMMITVIEW DR DRAINAGE SYSTEM	53	53	0	0	0	0	0	0	0	COMPLETED FY 00
C47269	SUN CITY AREA PHASE III	0	0	0	0	0	0	0	0	0	COMPLETED FY 03
C49295	SUN LAKE SUBDIVISION UNDERDRAIN	0	0	0	0	0	0	0	0	0	COMPLETED FY 03
C49261	SUNNYHILL DRAINAGE	0	0	0	0	0	0	0	0	0	COMPLETED FY 99
C49254	TIDEWATER TRAIL CULVERTS	0	0	0	0	0	0	0	0	0	COMPLETED FY 03
C47288	USF AREA PHASE I IMPROVEMENTS	0	0	0	0	0	0	0	0	0	COMPLETED FY 02
C47289	USF AREA PHASE II S/W IMPROVEMENTS	0	0	0	0	0	0	0	0	0	COMPLETED FY 03
C49266	VALLEY FORGE CULVERTS	267	267	0	0	0	0	0	0	0	COMPLETED FY 02
C41147000	WEE LAKE OUTFALL IMPROVEMENTS	0	0	0	0	0	0	0	0	0	COMPLETED FY 13
C49238	WEST KNOX ST UNDERDRAIN	0	0	0	0	0	0	0	0	0	COMPLETED FY 98
C49231	WILDER & SAM ALLEN DRAINAGE	14	14	0	0	0	0	0	0	0	COMPLETED FY 99
C49228	WILLIAMS RD & CIRCLE S DRAINAGE	65	65	0	0	0	0	0	0	0	COMPLETED FY 99
C49229	WILLIAMS RD (N OF I-4) CULVERTS	0	0	0	0	0	0	0	0	0	CANCELED
C47303	WILLIAMS RD LYNN TO LINEBAUGH	0	0	0	0	0	0	0	0	0	COMPLETED FY 01
C49247	WINDEMERE & REINDEER RD DRAINAGE	270	270	0	0	0	0	0	0	0	COMPLETED FY 03
C49256	WINDHORST & WINDSOR CT DRAINAGE	156	156	0	0	0	0	0	0	0	COMPLETED FY 02 WITH NON CIT
C49250	WINSTON PARK STORM SEWERS	864	864	0	0	0	0	0	0	0	COMPLETED FY 01 WITH NON CIT
C49252	WISHING WELL, PH I & II CULVERTS	57	57	0	0	0	0	0	0	0	COMPLETED FY 00 WITH NON CIT
C49227	YULE LN AND TUPELO CULVERTS	20	20	0	0	0	0	0	0	0	COMPLETED FY 00 WITH NON CIT
	TOTAL STORMWATER	$12,935	$12,935	$0		$0	$0	$0	$0	$0	
	TRANSPORTATION										
C69304	BALM RIVERVIEW @ BOYETTE RD	$147	$147	$0	$0	$0	$0	$0	$0	$0	COMPLETED FY 03
C69305	CHANNELIZATION OF COUNTYWIDE TRAFFIC	860	860	0	0	0	0	0	0	0	COMPLETED FY 07
C69500	CIT CONSOL SIDEWALK CONSTRUCTION PROJECT	2,165	2,165	0	0	0	0	0	0	0	COMPLETED FY 03

COMMUNITY INVESTMENT TAX - PHASE I
PROJECTS SUMMARY SCHEDULE
(in thousands)

PROJECT NUMBER	PROJECT TITLE	TOTAL ESTIMATED COST	PRIOR EXPENSES	FY 26		FY 27	FY 28	FY 29	FY 30	FY 31	COMMENTS
				Carryforward	Additional						
C69300	CIT PROJECT INTERSECTIONS - PH 3	0	0	0	0	0	0	0	0	0	COMPLETED FY 03
N64001	CIT PROJ SIDEWALKS	0	0	0	0	0	0	0	0	0	COMPLETED FY 03
C69501	CIT SIDEWALKS FY02	890	890	0	0	0	0	0	0	0	COMPLETED FY 03
C69106	GUNN HIGHWAY (EHRLICH RD.-SOUTH MOBLEY	8,864	8,864	0	0	0	0	0	0	0	COMPLETED FY 09
C69303	GUNN HWY @ TARPON SPRINGS ROAD	69	69	0	0	0	0	0	0	0	COMPLETED FY 03
GTE03024	HARTLINE TRANSIT VEHICLES PROGR.	3,314	3,314	0	0	0	0	0	0	0	COMPLETED FY 98
C69346	INT 78TH ST AND SR 60 ADAMO DR	80	80	0	0	0	0	0	0	0	COMPLETED FY 03
C69347	INT APOLLO BEACH BLVD & US 41	61	61	0	0	0	0	0	0	0	COMPLETED FY 03
C69329	INT BB DOWNS/LK FOREST	187	187	0	0	0	0	0	0	0	COMPLETED FY 99
C69315	INT BEARSS/LAKE MAGDALENE	26	26	0	0	0	0	0	0	0	COMPLETED FY 03
C69327	INT B-SHOALS/ROSEMEAD	98	98	0	0	0	0	0	0	0	COMPLETED FY 99
C69330	INT DALE MABRY/HAMILTON	24	24	0	0	0	0	0	0	0	COMPLETED FY 99
C69326	INT DURANT/DOVER/LITTLE	9	9	0	0	0	0	0	0	0	COMPLETED FY 99
C63027	INT GUNN HY/RACETRACK RD	1,633	1,633	0	0	0	0	0	0	0	COMPLETED FY 03
C69351000	INT HANLEY RD & WATERS AVE	406	406	0	0	0	0	0	0	0	COMPLETED FY 11
C69353	INT LIVINGSTON AVE AND NEWBERGER RD	554	554	0	0	0	0	0	0	0	COMPLETED FY 03
C69316	INT LUTZ LAKE FERN RD/SUNLAKE BLVD	178	178	0	0	0	0	0	0	0	COMPLETED FY 03
C69336	INT MCMULLEN RD/TUCKER RD LEFT TURN LANE	64	64	0	0	0	0	0	0	0	COMPLETED FY 03
C69328	INT OAKFIELD/VONDERBURG	70	70	0	0	0	0	0	0	0	COMPLETED FY 99
C69331	INT PALM RIV DR/US 301	197	197	0	0	0	0	0	0	0	COMPLETED FY 99
C69306	INT RACETRACK RD/TWIN BRANCH ACRES RD	387	387	0	0	0	0	0	0	0	COMPLETED FY 03
C69332	INT SABAL IND PK/US301	153	153	0	0	0	0	0	0	0	COMPLETED FY 99
C69333	INT SAVARESE BL/WATERS	24	24	0	0	0	0	0	0	0	COMPLETED FY 99
C69337	INTERCONNECT SABAL BLV/US301 TRAFFIC SIG	69	69	0	0	0	0	0	0	0	COMPLETED FY 99
C69335	INTERSECT CROSSTOWN XWAY/FALKENBURG ROAD	144	144	0	0	0	0	0	0	0	COMPLETED FY 03
C69339	INTERSECT KINGS AV/CHIPPENHAM BLVD	25	25	0	0	0	0	0	0	0	COMPLETED FY 03
C69338	INTERSECT ZAMBITO RD REALIGN/SIGNAL	826	826	0	0	0	0	0	0	0	COMPLETED FY 03
C69313	INTERSECTION CASEY & GUNN (CIT)	282	282	0	0	0	0	0	0	0	COMPLETED FY 03
C69312	INTERSECTION GRADY AV//WATERS AV	52	52	0	0	0	0	0	0	0	COMPLETED FY 03
C69309	INTERSECTION GUNN HWY/KEYSTONE PARK ENTR	129	129	0	0	0	0	0	0	0	COMPLETED FY 03
C69311	INTERSECTION HABANA AV/WATERS AV	0	0	0	0	0	0	0	0	0	CANCELED FY 07
C63128	INTERSECTION LITHIA-PINECREST/BRYAN RD	1,854	1,854	0	0	0	0	0	0	0	COMPLETED FY 03
C69310	INTERSECTION LOIS AV/WATERS AV	23	23	0	0	0	0	0	0	0	COMPLETED FY 03
C69307	INTERSECTION MASTER PLAN	150	150	0	0	0	0	0	0	0	COMPLETED FY 03
C69452	INTERSECTION PROGRAM PRIORITIZATION	34	34	0	0	0	0	0	0	0	COMPLETED FY 03
C69308	INTERSECTION TURKEY CRK RD/WALDEN LK SCH	10	10	0	0	0	0	0	0	0	COMPLETED FY 03
C69101	PROVIDENCE & PROVIDENCE LAKES TURN LANE	43	43	0	0	0	0	0	0	0	COMPLETED FY 97

COMMUNITY INVESTMENT TAX - PHASE I
PROJECTS SUMMARY SCHEDULE
(in thousands)

PROJECT NUMBER	PROJECT TITLE	TOTAL ESTIMATED COST	PRIOR EXPENSES	FY 26		FY 27	FY 28	FY 29	FY 30	FY 31	COMMENTS
				Carryforward	Additional						
C69449	PROVIDENCE RD Ph I (PROVIDENCE RIDGE TO LUMSDEN)	0	0	0	0	0	0	0	0	0	COMPLETED FY 00 FUNDING MOVED
C69450	PROVIDENCE RD Ph II (LUMSDEN TO FEEDER RD)	0	0	0	0	0	0	0	0	0	COMPLETED FY 00 FUNDING MOVED
C69451	PROVIDENCE RD Ph III (BLMGDLE-PROV RDG)	3,276	3,276	0	0	0	0	0	0	0	COMPLETED FY 03
C6103N	PROVIDENCE ROAD CORRIDOR (N OF LUMSDEN)	24	24	0	0	0	0	0	0	0	COMPLETED FY 00
C6103NG	PROVIDENCE ROAD WIDENING	497	497	0	0	0	0	0	0	0	COMPLETED FY 00
C69102	PROVIDENCE ROAD WIDENING	5,937	5,937	0	0	0	0	0	0	0	COMPLETED FY 00
C69003	PUBLIC WORKS SPRAY EQUIPMENT	187	187	0	0	0	0	0	0	0	COMPLETED FY 01
C69036	ROAD RESURFACING PROG CIT FUNDS FY99	2,450	2,450	0	0	0	0	0	0	0	COMPLETED FY 03
C61940	ROAD RESURFACING PROG GAS TAX FUNDS FY98	3,394	3,394	0	0	0	0	0	0	0	COMPLETED FY 03
C69037	ROAD RESURFACING PROGRAM FY00	2,444	2,444	0	0	0	0	0	0	0	COMPLETED FY 03
C69038	ROAD RESURFACING PROGRAM FY01	2,498	2,498	0	0	0	0	0	0	0	COMPLETED FY 03
C69039	ROAD RESURFACING PROGRAM FY02	3,914	3,914	0	0	0	0	0	0	0	COMPLETED FY 03
C69400	SDWK 15 ST FLETCH/143AV	44	44	0	0	0	0	0	0	0	COMPLETED FY 03
C69430	SDWK 78TH ST PROG VILL BLV/36TH AV	153	153	0	0	0	0	0	0	0	COMPLETED FY 03
C69413	SDWK BALM RIVERVIEW RD BIGBD/ELNORA	129	129	0	0	0	0	0	0	0	COMPLETED FY 03
C69414	SDWK BALM RIVERVIEW RD ELNOR/RHODINE	65	65	0	0	0	0	0	0	0	COMPLETED FY 03
C69412	SDWK BALM RIVERVIEW RD MCMULL/TUCKER	122	122	0	0	0	0	0	0	0	COMPLETED FY 03
C69409	SDWK BALM RIVERVIEW RD RHODINE/MCMULLEN	58	58	0	0	0	0	0	0	0	COMPLETED FY 03
C69411	SDWK BALM RIVERVIEW RD TUCKER/BOYETTE	36	36	0	0	0	0	0	0	0	COMPLETED FY 03
C69402	SDWK CHERRY CK L MAG/EXIST	13	13	0	0	0	0	0	0	0	COMPLETED FY 03
C69440	SDWK DOWNING ST(B)(N)BRDG 104414/FORBES	10	10	0	0	0	0	0	0	0	COMPLETED FY 03
C69441	SDWK DOWNING(A)(N)SYDNEY DOV/BRDG 104414	10	10	0	0	0	0	0	0	0	COMPLETED FY 03
C69406	SDWK FLAMINGO FRWY/CACAO	49	49	0	0	0	0	0	0	0	COMPLETED FY 03
C69417	SDWK FRONT ST EXISTNG/SEFFNER/VALRICO	147	147	0	0	0	0	0	0	0	COMPLETED FY 03
C69444	SDWK KNGSWY RD MLK/TENN	33	33	0	0	0	0	0	0	0	COMPLETED FY 03
C64019	SDWK KNIGHT GRIF/ PLATT RD-CORK RD	1	1	0	0	0	0	0	0	0	COMPLETED FY 03
C69410	SDWK LITH PNCRST-REGAL RDGE/LITH SPR ELM	151	151	0	0	0	0	0	0	0	COMPLETED FY 03
C69401	SDWK LITH-PINE SCH/RIV	47	47	0	0	0	0	0	0	0	COMPLETED FY 03
C69407	SDWK MANHATTAN SRTRS/BRD	34	34	0	0	0	0	0	0	0	COMPLETED FY 03
C69405	SDWK PALM RIVER RD 78TH STREET/LIBRARY	22	22	0	0	0	0	0	0	0	COMPLETED FY 03
C69403	SDWK PARIS ST GEO/S CMFRT	51	51	0	0	0	0	0	0	0	COMPLETED FY 03
C69443	SDWK PARSONS AVE (OLD HILLSBOROUGH/MLK)	30	30	0	0	0	0	0	0	0	COMPLETED FY 03
C69427	SDWK PARSONS SR60/LUMSDEN	5	5	0	0	0	0	0	0	0	COMPLETED FY 03
C69437	SDWK SPARKMAN RD(B)(N)BRDG 104446-CLMENS	33	33	0	0	0	0	0	0	0	COMPLETED FY 03
C69438	SDWK SPARKMAN(A)(N)JAP TUCKER/BRDG104446	10	10	0	0	0	0	0	0	0	COMPLETED FY 03
C69439	SDWK SPARKMAN(C)(S)CLEMENS/NESMITH	109	109	0	0	0	0	0	0	0	COMPLETED FY 03
C69429	SDWK VALRICO (INNERGARY PL/S. DURANT)	104	104	0	0	0	0	0	0	0	COMPLETED FY 03

COMMUNITY INVESTMENT TAX - PHASE I
PROJECTS SUMMARY SCHEDULE
(in thousands)

PROJECT NUMBER	PROJECT TITLE	TOTAL ESTIMATED COST	PRIOR EXPENSES	FY 26		FY 27	FY 28	FY 29	FY 30	FY 31	COMMENTS
				Carryforward	Additional						
C69404	SDWK VALRICO LK SEF/SCH	40	40	0	0	0	0	0	0	0	COMPLETED FY 03
C69432	SDWK VAN DYKE(N) WHIRLEY RD/D-MABRY	176	176	0	0	0	0	0	0	0	COMPLETED FY 03
C69445	SDWK WOODLEIGH AV XTG/12705	26	26	0	0	0	0	0	0	0	COMPLETED FY 03
C69416	SIDEWALK KINGSWAY RD MLK/WHEELER	41	41	0	0	0	0	0	0	0	COMPLETED FY 03
C64967	SIDEWALK LAKE ELLEN BELLMORE/ARMENIA	82	82	0	0	0	0	0	0	0	COMPLETED FY 03
C69420	SIDEWALK LITHI-PINECREST BLOOM/REGAL RDG	83	83	0	0	0	0	0	0	0	COMPLETED FY 03
C69434	SIDEWALK LOWELL RD FOUR OAKS/CASEY	83	83	0	0	0	0	0	0	0	COMPLETED FY 03
C69408	SIDEWALK PROGRAM P D & E 97-02	205	205	0	0	0	0	0	0	0	COMPLETED FY 03
C69426	SIDEWALK VALRICO RD SR 60/CROSBY	69	69	0	0	0	0	0	0	0	COMPLETED FY 03
C69436	SIDEWALK WAYNE SIMMS/GUNN	66	66	0	0	0	0	0	0	0	COMPLETED FY 03
C69418	SIDEWALK WHEELER ROAD PARSONS /KINGSWAY	44	44	0	0	0	0	0	0	0	COMPLETED FY 03
C69419	SIDEWALK WINDHORST TAYLOR/KINGSWAY	62	62	0	0	0	0	0	0	0	COMPLETED FY 03
C69334	SIGNAL CROSSTOWN XWAY/FALKENBURG ROAD	216	216	0	0	0	0	0	0	0	COMPLETED FY 03
C69100	STUDIES; TRANSPORTATION FOR GREATER BRANDON	8	8	0	0	0	0	0	0	0	COMPLETED FY 98
C63907	TURN LANES WALKER MID SCH/N MOBLEY RD	41	41	0	0	0	0	0	0	0	COMPLETED FY 03
C69302	WILLIAMS RD @ OLD SAWMILL RD INTERSECTION	53	53	0	0	0	0	0	0	0	COMPLETED FY 03
	TOTAL TRANSPORTATION	$51,486	$51,486	$0		$0	$0	$0	$0	$0	
	WATER ENTERPRISE										
C39152	APOLLO BEACH BOULEVARD WATER MAIN	$389	$389	$0	$0	$0	$0	$0	$0	$0	COMPLETED FY 02
C39155	APRIL LANE WATER MAIN	35	35	0	0	0	0	0	0	0	COMPLETED FY 03
C19115	ASR FACILITY S/C RW SYSTEM (TECO BB TEST WELL)	14	14	0	0	0	0	0	0	0	COMPLETED FY 06
C19115G	ASR FACILITY S/C RW SYSTEM (TECO BB TEST WELL)	500	500	0	0	0	0	0	0	0	COMPLETED FY 06
C39145	BELL SHOALS WM EXTENSION	94	94	0	0	0	0	0	0	0	COMPLETED FY 01
C19112	BROADWAY RW TM (AUTONATIONS)	0	0	0	0	0	0	0	0	0	COMPLETED FY 99
C39138	BYERS DRIVE WATER MAIN	0	0	0	0	0	0	0	0	0	CANCELED
C19718	CAIN ROAD RWTM	0	0	0	0	0	0	0	0	0	CANCELED
C19118	CAMELOT WOODS DRY-LINE SUBDIVISION CONNECTION	276	276	0	0	0	0	0	0	0	COMPLETED FY 01
C39137	CARROLLWOOD SPRING BLVD WM INTERCONNECT	25	25	0	0	0	0	0	0	0	COMPLETED FY 99
C19128	CARROLLWOOD SPRINGS RWTM	239	239	0	0	0	0	0	0	0	COMPLETED FY 00
C19127	CASEY ROAD RWTM	258	258	0	0	0	0	0	0	0	COMPLETED FY 00
C19126	COUNTYWIDE WASTEWATER RETROFIT EXPANSION	0	0	0	0	0	0	0	0	0	CANCELED
C19125000	COUNTYWIDE WW PUMP STATION'S TELEMETRY SYSTEM	115	115	0	0	0	0	0	0	0	COMPLETED FY 09
C39126	CR 579 WATER MAIN INTERCONNECTS	217	217	0	0	0	0	0	0	0	COMPLETED FY 99
C19014	DALE MABRY	78	78	0	0	0	0	0	0	0	COMPLETED FY 04
C39139	EHRLICH RD WATER MAIN INTERCONNECTS - B1	40	40	0	0	0	0	0	0	0	COMPLETED FY 99
C19119	EMERALD CREEK DRY-LINE SUBDIVISION CONNECTION	159	159	0	0	0	0	0	0	0	COMPLETED FY 01

COMMUNITY INVESTMENT TAX - PHASE I
PROJECTS SUMMARY SCHEDULE
(in thousands)

PROJECT NUMBER	PROJECT TITLE	TOTAL ESTIMATED COST	PRIOR EXPENSES	FY 26		FY 27	FY 28	FY 29	FY 30	FY 31	COMMENTS
				Carryforward	Additional						
C39158	FUTURE ACQUISITION OF WATER/WASTEWATER UTILITY SYSTEMS	0	0	0	0	0	0	0	0	0	UNFUNDED
C19641	GUNN HWY/VAN DYKE ROAD RWTM	18	18	0	0	0	0	0	0	0	COMPLETEDFY 00
C19641G	GUNN HWY/VAN DYKE ROAD RWTM	701	701	0	0	0	0	0	0	0	COMPLETEDFY 00
C19116	HAMMOCK WOODS UNIT II DRY-LINE SUBDIVISION CONNECTION	0	0	0	0	0	0	0	0	0	CANCELED
C19113	HC SCHOOLS RW TM EXTENSIONS	209	209	0	0	0	0	0	0	0	COMPLETED FY 00
C19121	HERITAGE CREST DRY-LINE SUBDIVISION CONNECTION	0	0	0	0	0	0	0	0	0	CANCELED
C39156	HERSHEL HEIGHTS WATER FRANCHISE ACQUISITION	300	300	0	0	0	0	0	0	0	COMPLETED FY 03
C19120	HOLLINGTON OAKS DRY-LINE SUBDIVISION CONNECTION	0	0	0	0	0	0	0	0	0	CANCELED
C19717	HUTCHINSON ROAD RWTM	0	0	0	0	0	0	0	0	0	CANCELED
C39129	LOWELL STREET WATER MAIN INTERCONNECT	0	0	0	0	0	0	0	0	0	CANCELED
C19123	MILLER RD WASTEWATER BOOSTER PUMP STATION	113	113	0	0	0	0	0	0	0	COMPLETED FY 04
C39147	MULRENNAN ROAD WATER MAIN INTERCONNECTS	182	182	0	0	0	0	0	0	0	COMPLETED FY 01
C39114	NEW FIRE HYDRANTS (APPROXIMATELY 50)	124	124	0	0	0	0	0	0	0	COMPLETED FY 00
C39127	NEW HOPE WATER MAINS	274	274	0	0	0	0	0	0	0	COMPLETED FY 00
C19109	NORTHDALE RWTM	0	0	0	0	0	0	0	0	0	CANCELED
C19013	NORTHLAKES RW PS IMPROVEMENTS	0	0	0	0	0	0	0	0	0	COMPLETED FY 06
C10730	NORTHWEST AQUIFER	0	0	0	0	0	0	0	0	0	CANCELED
C19715	NORTHWEST ASR Ph II	0	0	0	0	0	0	0	0	0	CANCELED
C19600	NORTHWEST ASR Ph I-TEST WELL	369	369	0	0	0	0	0	0	0	COMPLETED FY 00
C19600G	NORTHWEST ASR Ph I-TEST WELL	360	360	0	0	0	0	0	0	0	COMPLETED FY 00
C19111	NORTHWEST COUNTY RECLAIMED WATER	0	0	0	0	0	0	0	0	0	CANCELED
C19642	NORTHWEST RWRF TO SOUTH MOBLEY INTERCONNECT	626	626	0	0	0	0	0	0	0	COMPLETED FY 01
C20203	OAK UTILITIES LINE / PUMP STATION	1,169	1,169	0	0	0	0	0	0	0	COMPLETED FY 99
C29002	OAK VIEW ESTATES WATER/WASTE WATER	0	0	0	0	0	0	0	0	0	CANCELED
C39146	OLD MEMORIAL HIGHWAY WATER MAIN EXTENSIONS	160	160	0	0	0	0	0	0	0	COMPLETED FY 99
C19124	PINE STREET PARALLEL 6" FORCE MAIN	190	190	0	0	0	0	0	0	0	COMPLETED FY 01
C39150	RACETRACK RD SOUTH MOBLEY RD POTABLE WM	833	833	0	0	0	0	0	0	0	COMPLETED FY 02
C19012	RAGG ROAD	1	1	0	0	0	0	0	0	0	COMPLETED FY 05
C39115	RETROFIT EXPANSIONS	0	0	0	0	0	0	0	0	0	CANCELED
C39128	ROSEMEADE LANE WATER MAIN INTERCONNECT	0	0	0	0	0	0	0	0	0	CANCELED
C39149	ROSIER, PAM AND KENMORE ST'S WM REPLACEMENTS	164	164	0	0	0	0	0	0	0	COMPLETED FY 01
C19019	SEABOARD WASTEWATER FRANCHISE ACQUISITION	600	600	0	0	0	0	0	0	0	COMPLETED FY 05
C39157	SEABOARD WATER FRANCHISE ACQUISITION	2,252	2,252	0	0	0	0	0	0	0	COMPLETED FY 03
C10717	SIMMONS RD RWTM	0	0	0	0	0	0	0	0	0	CANCELED
C19114	SOUTH COUNTY RW TM EXT. TO CARGIL (PH I)	2,536	2,536	0	0	0	0	0	0	0	COMPLETED FY 05
C19716	SOUTH MOBLEY RWTM TO GUNN HWY	0	0	0	0	0	0	0	0	0	CANCELED FY 04
C39148	ST CLOUD WATER MAIN INTERCONNECT AND EXTENSIONS	148	148	0	0	0	0	0	0	0	COMPLETED FY 01

COMMUNITY INVESTMENT TAX - PHASE I
PROJECTS SUMMARY SCHEDULE
(in thousands)

PROJECT NUMBER	PROJECT TITLE	TOTAL ESTIMATED COST	PRIOR EXPENSES	FY 26		FY 27	FY 28	FY 29	FY 30	FY 31	COMMENTS
				Carryforward	Additional						
C10622	SUN COAST CORRIDOR RWTM	19	19	0	0	0	0	0	0	0	COMPLETED FY 05
C19117	VALRICO AWT RE-RATE 4.0 TO 5.0 MGD	1,573	1,573	0	0	0	0	0	0	0	COMPLETED FY 02
C39113	VALRICO HILLS FRANCHISE PURCHASE AND WATER CONNECT	600	600	0	0	0	0	0	0	0	COMPLETED FY 05
C19122	VALRICO HILLS FRANCHISE PURCHASE AND WW CONNECTION	1,450	1,450	0	0	0	0	0	0	0	COMPLETED FY 07
C39207	WIMAUMA WATER SYSTEM- PHASE I	964	964	0	0	0	0	0	0	0	COMPLETED FY 99
C39208	WIMAUMA WATER SYSTEM-PHASE II	2,477	2,477	0	0	0	0	0	0	0	COMPLETED FY 02
C39112	WIMAUMA WATER SYSTEM-PHASE III	997	997	0	0	0	0	0	0	0	COMPLETED FY 06
	TOTAL WATER ENTERPRISE	$21,847	$21,847	$0		$0	$0	$0	$0	$0	
	TOTAL COMMUNITY INVESTMENT TAX PHASE I	$187,638	$187,638	$0		$0	$0	$0	$0	$0	

TOTAL FY 26 - FY 31 = $0

G - Projects ending with the letter G represent CIT funds that were transferred to a Grant Fund to be used as a grant match within the same project.

Note: The amounts in this schedule represent total CIT funding allocated to a project.

COMMUNITY INVESTMENT TAX - PHASE II
SOURCES AND USES SUMMARY
(in thousands)

Sources of Funds:	TOTAL ESTIMATED SOURCES	PRIOR FUNDING	FY 26 Carryforward	FY 26 Additional	FY 27	FY 28	FY 29	FY 30	FY 31
Transfers from Sales Tax Fund	$153,085	$153,085	$0	$0	$0	$0	$0	$0	$0
Transfer from CIT Revenue Funds	63,651	63,651	0	0	0	0	0	0	0
Transfer from Commercial Paper Fund	148,564	148,564	0	0	0	0	0	0	0
Interest Earnings	3,640	3,640	0	0	0	0	0	0	0
Other Miscellaneous	4,378	4,378	0	0	0	0	0	0	0
Total	**$373,319**	**$373,319**	**$0**		**$0**	**$0**	**$0**	**$0**	**$0**

TOTAL FY 26 - FY 31 = $0

Uses of Funds:	TOTAL ESTIMATED COST	PRIOR EXPENSES	FY 26 Carryforward	FY 26 Additional	FY 27	FY 28	FY 29	FY 30	FY 31
Fire Services	$11,468	$11,468	$0	$0	$0	$0	$0	$0	$0
Govt. Facilities	136,641	136,641	0	0	0	0	0	0	0
Library Facilities	8,865	8,865	0	0	0	0	0	0	0
Parks	33,683	33,683	0	0	0	0	0	0	0
Transportation	178,706	178,706	0	0	0	0	0	0	0
Water Enterprise	3,956	3,956	0	0	0	0	0	0	0
Total	**$373,319**	**$373,319**	**$0**		**$0**	**$0**	**$0**	**$0**	**$0**

TOTAL FY 26 - FY 31 = $0

Note 1: This schedule does not include Debt Services
Note 2: The amounts in this schedule represent total CIT funding allocated to a project.

COMMUNITY INVESTMENT TAX - PHASE II
PROJECTS SUMMARY SCHEDULE
(in thousands)

PROJECT NUMBER	PROJECT TITLE	TOTAL ESTIMATED COST	PRIOR EXPENSES	FY 26		FY 27	FY 28	FY 29	FY 30	FY 31	COMMENTS
				Carryforward	Additional						
	FIRE SERVICES										
C79140	COUNTRY PLACE FIRE STATION	$2,804	$2,804	$0	$0	$0	$0	$0	$0	$0	COMPLETED FY 08
C91142	FIRE HYDRANT INSTALLATION	0	0	0	0	0	0	0	0	0	UNFUNDED
C79020	FIRE RESCUE EQUIPMENT REPLACEMENTS	8,664	8,664	0	0	0	0	0	0	0	COMPLETED FY 09
	TOTAL FIRE SERVICES	$11,468	$11,468	$0		$0	$0	$0	$0	$0	
	GOVERNMENT FACILITIES										
C79001000	ANIMAL SERVICES INV. KENNEL EXCERCISE YARD	$75	$75	$0	$0	$0	$0	$0	$0	$0	CANCELED FY 10
C79021000	ANIMAL SVCS. ADOPT., ADMIN & OPS. IMPR.	2,151	2,151	0	0	0	0	0	0	0	COMPLETED FY 08
C79135000	BRANDON - REGIONAL SERVICE CENTER	4,508	4,508	0	0	0	0	0	0	0	COMPLETED FY 08
C79057000	CONTINUITY OF COUNTY GOVT. PHASE II	121	121	0	0	0	0	0	0	0	COMPLETED FY 10
C79134000	COOPERATIVE EXT SVC AUDITORIUM	713	713	0	0	0	0	0	0	0	COMPLETED FY 06
C70121000	COURT COMPLEX	22,717	22,717	0	0	0	0	0	0	0	COMPLETED FY 17
C79136000	EAST COUNTY PLANT CTY REG SVC CTR/COURTHOUSE	4,208	4,208	0	0	0	0	0	0	0	COMPLETED FY 18
C79143000	FALKENBURG RD JAIL EXPANSION PH VII A	4,770	4,770	0	0	0	0	0	0	0	COMPLETED FY 20
C90406	FALKENBURG RD. JAIL EXPANSION PH V	0	0	0	0	0	0	0	0	0	COMPLETED FY 08
C70058000	FALKENBURG RD. JAIL EXPANSION PH VI	38,569	38,569	0	0	0	0	0	0	0	COMPLETED FY 09
C79130	LOWRY PARK ZOO	3,760	3,760	0	0	0	0	0	0	0	COMPLETED FY 05
C79026	MAIN COURTHOUSE PH2	650	650	0	0	0	0	0	0	0	COMPLETED FY 08
C89315000	MOSI EXPANSION CHILDREN'S SCIENCE CNTR	9,121	9,121	0	0	0	0	0	0	0	COMPLETED FY 05
C92206000	NEW MEDICAL EXAMINER FACILITY	12,817	12,817	0	0	0	0	0	0	0	COMPLETED FY 08
C79146000	PET RESOURCES FACILITY IMPROVEMENTS	417	417	0	0	0	0	0	0	0	COMPLETED FY 20
C70001000	PUBLIC ART-UNALLOCATED ASSESSMENTS	0	0	0	0	0	0	0	0	0	CONSOLIDATED UNDER C70000000
C70000000	PUBLIC ART PROGRAM	356	356	0	0	0	0	0	0	0	CIT II FUNDS EXPENDED
C79139000	RIVERVIEW TERRACE SENIOR CENTER	1,705	1,705	0	0	0	0	0	0	0	COMPLETED FY 09
C70002000	SOUTH COUNTY SERVICE CENTER	3,451	3,451	0	0	0	0	0	0	0	COMPLETED FY 05
C79137000	TAMPA BAY HISTORY CENTER	17,256	17,256	0	0	0	0	0	0	0	COMPLETED FY 09
C79131	TEMPLE TERRACE COMMUNITY CTR	500	500	0	0	0	0	0	0	0	COMPLETED FY 05
C79138000	TOWN N' COUNTRY SENIOR CENTER	1,534	1,534	0	0	0	0	0	0	0	COMPLETED FY 09
C69107000	TRAFFIC MANAGEMENT CENTER	7,243	7,243	0	0	0	0	0	0	0	COMPLETED FY 21
	TOTAL GOVERNMENT FACILITIES	$136,641	$136,641	$0		$0	$0	$0	$0	$0	
	LIBRARIES										
C79128000	LUTZ LIBRARY EXPANSION	$584	$584	$0	$0	$0	$0	$0	$0	$0	COMPLETED FY 04
C79002000	NORTH TAMPA LIBRARY BRANCH EXPANSION	327	327	0	0	0	0	0	0	0	COMPLETED FY 09
C79124000	SOUTH COUNTY REGIONAL LIBRARY	7,438	7,438	0	0	0	0	0	0	0	COMPLETED FY 06

COMMUNITY INVESTMENT TAX - PHASE II
PROJECTS SUMMARY SCHEDULE
(in thousands)

PROJECT NUMBER	PROJECT TITLE	TOTAL ESTIMATED COST	PRIOR EXPENSES	FY 26		FY 27	FY 28	FY 29	FY 30	FY 31	COMMENTS
				Carryforward	Additional						
C79127000	WESTGATE REGIONAL LIBRARY	517	517	0	0	0	0	0	0	0	COMPLETED FY 09
	TOTAL LIBRARIES	$8,865	$8,865	$0		$0	$0	$0	$0	$0	
	PARKS										
C89301000	ALL PEOPLES CENTER MULTI-PURPOSE GYMNASIUM CONST. PH 1	$4,950	$4,950	$0	$0	$0	$0	$0	$0	$0	COMPLETED FY 07
C80198	BRANCHTON AREA PARK ADDITN'L LAND ACQ UISITION	1,503	1,503	0	0	0	0	0	0	0	COMPLETED FY 06
C89302	CARROLLWOOD VILLAGE COMMUNITY/RECREATION CTR	5,188	5,188	0	0	0	0	0	0	0	COMPLETED FY 08
C80208000	CONCESSION/RESTROOM ADDITIONS	418	418	0	0	0	0	0	0	0	COMPLETED FY 12
C83226000	GIBSONTON AREA REC CENTER / GARDENVILLE SCHOOL RENOVATION	2,216	2,216	0	0	0	0	0	0	0	COMPLETED FY 15
C89309	LIGHTING PROJ FOR RECREATION COMPLEXES	1,265	1,265	0	0	0	0	0	0	0	COMPLETED FY 08
C89311000	LUTZ/OSCAR COOLER FOOTBALL PRACTICE FLD	347	347	0	0	0	0	0	0	0	COMPLETED FY 15
C89312000	MANGO PARK IMPROVEMENTS	18	18	0	0	0	0	0	0	0	COMPLETED FY 10
C80347	NEW TAMPA COMMUNITY PARK LAND ACQ	3,146	3,146	0	0	0	0	0	0	0	COMPLETED FY 06
C89303	NORTHDALE COMMUNITY CENTER	1,847	1,847	0	0	0	0	0	0	0	COMPLETED FY 06
C89001000	NORTHDALE-LAKE PARK GREENWAY TRAIL	690	690	0	0	0	0	0	0	0	COMPLETED FY 10
C89310	NORTHEAST ATHLETIC COMPLEX LAND ACQU	1,473	1,473	0	0	0	0	0	0	0	COMPLETED FY 06
C89304	PUBLIC ACCESS TO VARIOUS ELAPP SITES	267	267	0	0	0	0	0	0	0	COMPLETED FY 06
C89306	SUMMERFIELD SOCCER/FOOTBLALL COMPLEX	2,937	2,937	0	0	0	0	0	0	0	COMPLETED FY 07
C89313	TEMPLE TERRACE BY PASS CANAL LAND ACQU	0	0	0	0	0	0	0	0	0	CANCELED
C89314000	TOWN N COUNTRY/SHIMBERG SOCCER FIELD EXP	738	738	0	0	0	0	0	0	0	COMPLETED FY 10
C89305	TOWN N'COUNTRY COMMUNITY CENTER	2,307	2,307	0	0	0	0	0	0	0	COMPLETED FY 03
C89096	UPPER TAMPA BAY TRAIL PH II	2,553	2,553	0	0	0	0	0	0	0	COMPLETED FY 06
C80647000	UPPER TAMPA BAY TRAIL PH III	81	81	0	0	0	0	0	0	0	COMPLETED FY 06
C89096G	UPPER TAMPA BAY TRAIL PH --TEE23116	200	200	0	0	0	0	0	0	0	COMPLETED FY 06
C89002000	UPPER TAMPA BAY TRAIL-PHASE IV	248	248	0	0	0	0	0	0	0	COMPLETED FY 16
C80643	UPPER TPA BAY TRAIL PH I	225	225	0	0	0	0	0	0	0	COMPLETED FY 04
C89307000	WILLIAM OWENS PASS PARK	1,066	1,066	0	0	0	0	0	0	0	COMPLETED FY 11
	TOTAL PARKS	$33,683	$33,683	$0		$0	$0	$0	$0	$0	
	TRANSPORTATION										
C69345	131ST AVE./HOLLY ROAD/BRUCE B. DOWNS INTERS.	$2,327	$2,327	$0	$0	$0	$0	$0	$0	$0	COMPLETED FY 09
C61147000	22ND STREET MAIN STREET COMMUNITY PROJ	11,735	11,735	0	0	0	0	0	0	0	COMPLETED FY 13
C61297	40TH ST (HILLSB-BUSCH) CNTY MATCH	1,600	1,600	0	0	0	0	0	0	0	COMPLETED FY 07
C63174	56TH STREET AND BUSH BLVD - CONTRIBUTION TO TEMPLE TERRACE	500	500	0	0	0	0	0	0	0	COMPLETED FY10
C69356	ADAMO DR E/FALKENBURG ROAD	935	935	0	0	0	0	0	0	0	CANCELED FY 07
C69115	ADVANCED ROW ACQUISITION	1,644	1,644	0	0	0	0	0	0	0	COMPLETED FY10
C69227	ALAFIA RVR BASIN WETLAND MIT AREA-BRDGES	41	41	0	0	0	0	0	0	0	COMPLETED FY 08

COMMUNITY INVESTMENT TAX - PHASE II
PROJECTS SUMMARY SCHEDULE
(in thousands)

PROJECT NUMBER	PROJECT TITLE	TOTAL ESTIMATED COST	PRIOR EXPENSES	FY 26		FY 27	FY 28	FY 29	FY 30	FY 31	COMMENTS
				Carryforward	Additional						
C69348	BALM RIVERVIEW RD / RHODINE INTERSECTION	39	39	0	0	0	0	0	0	0	COMPLETED FY 04
C69112000	BELL SHOALS RD WIDENING (BLOOMINGDALE-BOYETTE)	3,081	3,081	0	0	0	0	0	0	0	COMPLETED FY 24
C69319	BENJAMIN RD & WATERS AVE INTERSECTION	1,416	1,416	0	0	0	0	0	0	0	COMPLETED FY 05
C69221	BENJAMIN RD OVER SWEETWATER CK BRDGE	1,021	1,021	0	0	0	0	0	0	0	COMPLETED FY 11
C69349	BIG BEND AND US 41 INTERSECTION	26	26	0	0	0	0	0	0	0	COMPLETED FY 04
C69104000	BOYETTE RD (US301 - BELL SHOALS)	9,493	9,493	0	0	0	0	0	0	0	COMPLETED FY 08
C69123000	BOYETTE RD CONSTRUCTION (BALM RVRVIEW-DONNEYMOOR)	10,399	10,399	0	0	0	0	0	0	0	COMPLETED FY 09
C69124000	BOYETTE RD CONSTRUCTION (DONNEYMOOR-BELL SHOALS)	889	889	0	0	0	0	0	0	0	COMPLETED FY 14
C69122	BOYETTE RD CONSTRUCTION (US301 - BALM RVRVIEW)	3,908	3,908	0	0	0	0	0	0	0	COMPLETED FY 07
C69105000	BRANDON MAIN STREET PROJECT - PAULS DR	1,942	1,942	0	0	0	0	0	0	0	COMPLETED FY 06
C69200000	BRIDGE IMPROVEMENTS (MP)	0	0	0	0	0	0	0	0	0	UNFUNDED
C61044000	BRUCE B.DOWNS PH I (I-75 - REGENTS PARK)	7,326	7,326	0	0	0	0	0	0	0	COMPLETED FY 13
C61044000G	BRUCE B.DOWNS PH I (I-75 - REGENTS PARK)	3,517	3,517	0	0	0	0	0	0	0	COMPLETED FY 13
C69220	CARRUTHERS RD OVER TURKEY CREEK	295	295	0	0	0	0	0	0	0	COMPLETED FY 06
C69340	CHANNELIZATION OF TRAFFIC CIT FY 03	240	240	0	0	0	0	0	0	0	COMPLETED FY 03
C69341	CHANNELIZATION OF TRAFFIC CIT FY 04	240	240	0	0	0	0	0	0	0	COMPLETED FY 04
C69342	CHANNELIZATION OF TRAFFIC CIT FY 05	240	240	0	0	0	0	0	0	0	COMPLETED FY 05
C69343	CHANNELIZATION OF TRAFFIC CIT FY 06	276	276	0	0	0	0	0	0	0	CANCELED
C69344	CHANNELIZATION OF TRAFFIC CIT FY 07	240	240	0	0	0	0	0	0	0	COMPLETED FY 08
C69502	CIT PHASE II SIDEWALKS FY 03	325	325	0	0	0	0	0	0	0	COMPLETED FY 04
C69116	CITRUS PARK COMM PLAN GUNN & EHRLICH	648	648	0	0	0	0	0	0	0	COMPLETED FY 03
C69358	CITRUS PARK DRIVE AND COUNTRYWAY INTERSECTION	1,531	1,531	0	0	0	0	0	0	0	COMPLETED FY 07
C69206	CR 579 OVER LITTLE MANATEE RIVER	281	281	0	0	0	0	0	0	0	COMPLETED FY 03
C69205	CR 579 OVER LTL MANATEE RIVER/S.FORK	309	309	0	0	0	0	0	0	0	COMPLETED FY 07
C69204	CR 672 OVER HURRAH CREEK	322	322	0	0	0	0	0	0	0	COMPLETED FY 05
C63000000	CRITICAL ACCIDENT MITIGATION - INTERSECTIONS	0	0	0	0	0	0	0	0	0	CANCELED
C69217	DURANT RD OVER BRANCH OF TURKEY CREEK	516	516	0	0	0	0	0	0	0	COMPLETED FY 09
C69215	EAST BAY ROAD OVER BULLFROG CREEK	2,070	2,070	0	0	0	0	0	0	0	COMPLETED FY 07
C69218000	EAST KEYSVILLE RD OVER WEST BRANCH	2,014	2,014	0	0	0	0	0	0	0	COMPLETED FY 20
C69209	EAST SLIGH OVER ABANDONED CSX ROW	2,028	2,028	0	0	0	0	0	0	0	COMPLETED FY 07
C69222	FAIRWAY BLVD. OVER FLAMINGO CANAL BRDGE	1,900	1,900	0	0	0	0	0	0	0	COMPLETED FY 08
C69350	FLETCHER AVE./HIDDEN RIVER/M. BRDGE INT.	84	84	0	0	0	0	0	0	0	COMPLETED FY 05
C69216	GRANGE HALL LOOP OVER LTL MANATEE RIVER	391	391	0	0	0	0	0	0	0	COMPLETED FY 04
C69351000	HANLEY RD & WATERS AVE	1,529	1,529	0	0	0	0	0	0	0	COMPLETED FY 11
C69317	HESPERIDES ST & SLIGH AVE INTERSECTION	160	160	0	0	0	0	0	0	0	COMPLETED FY 04
C69210	HUDSON LN OVER SWEETWATER CREEK	99	99	0	0	0	0	0	0	0	CANCELED

COMMUNITY INVESTMENT TAX - PHASE II
PROJECTS SUMMARY SCHEDULE
(in thousands)

PROJECT NUMBER	PROJECT TITLE	TOTAL ESTIMATED COST	PRIOR EXPENSES	FY 26		FY 27	FY 28	FY 29	FY 30	FY 31	COMMENTS
				Carryforward	Additional						
C69109000	INTELL TRANSP SYST DEVICE DEPLOYMENT	580	580	0	0	0	0	0	0	0	COMPLETED FY 05
C69108	INTELLIGENT TRANSPORT SYSTEM STUDIES	1,361	1,361	0	0	0	0	0	0	0	COMPLETED FY 12
C69219	JAMESON RD OVER ALAFIA RIVER/S.PRONG	85	85	0	0	0	0	0	0	0	COMPLETED FY 04
C69207	KNIGHTS GRIFFIN RD OVER FLINT CREEK	2,410	2,410	0	0	0	0	0	0	0	COMPLETED FY 08
C69352	LAKE CARROLL WAY/SR 597 (D. MABRY) INT.	66	66	0	0	0	0	0	0	0	CANCELED FY 07
C69357	LAKESHORE & VAN DYKE INTER. PHASE II	93	93	0	0	0	0	0	0	0	CANCELED
C69318	LAKESHORE RD & VAN DYKE INTERSECTION	100	100	0	0	0	0	0	0	0	COMPLETED FY 04
C63082	LINEBAUGH AVE W/SHELDON ROAD INTERSECTION	345	345	0	0	0	0	0	0	0	COMPLETED FY10
C69201000	LITHIA PINECREST OVER ALAFIA RIV/S.PRONG	1,065	1,065	0	0	0	0	0	0	0	COMPLETED FY10
C69353	LIVINGSTON AVE AND NEWBERGER ROAD INTERSECTION	0	0	0	0	0	0	0	0	0	COMPLETED FY 03
C69113	LUMSDEN RD (PROVIDENCE - PAULS DR)	1,416	1,416	0	0	0	0	0	0	0	COMPLETED FY 07
C69212	MEMORIAL HWY OVER DICK CREEK	2,512	2,512	0	0	0	0	0	0	0	COMPLETED FY 07
C69314	NEIGHBORHOOD TRAFFIC CALMING FY03 (CIT)	325	325	0	0	0	0	0	0	0	CANCELED FY 03
C69320	NEIGHBORHOOD TRAFFIC CALMING FY04 (CIT)	800	800	0	0	0	0	0	0	0	COMPLETED FY 07
C69321	NEIGHBORHOOD TRAFFIC CALMING FY05 (CIT)	800	800	0	0	0	0	0	0	0	COMPLETED FY 08
C69322	NEIGHBORHOOD TRAFFIC CALMING FY06 (CIT)	1,705	1,705	0	0	0	0	0	0	0	COMPLETED FY 09
C69323	NEIGHBORHOOD TRAFFIC CALMING FY07 (CIT)	800	800	0	0	0	0	0	0	0	COMPLETED FY 09
C69324	NEIGHBORHOOD TRAFFIC CALMING FY08 (CIT)	800	800	0	0	0	0	0	0	0	COMPLETED FY 08
C69208	OLD BIG BEND OVER BULLFROG CREEK	96	96	0	0	0	0	0	0	0	COMPLETED FY 03
C69111000	PARSONS AVE (SR 60 - OAKFIELD)	173	173	0	0	0	0	0	0	0	CANCELED
C69041	PAVEMENT TREATMENT PROGRAM FY 04	3,495	3,495	0	0	0	0	0	0	0	COMPLETED FY 06
C69042000	PAVEMENT TREATMENT PROGRAM FY 05	2,550	2,550	0	0	0	0	0	0	0	COMPLETED FY 10
C69043	PAVEMENT TREATMENT PROGRAM FY 06	3,032	3,032	0	0	0	0	0	0	0	CANCELED
C69044	PAVEMENT TREATMENT PROGRAM FY 07	3,500	3,500	0	0	0	0	0	0	0	COMPLETED FY 08
C69045	PAVEMENT TREATMENT PROGRAM FY 08	1,650	1,650	0	0	0	0	0	0	0	COMPLETED FY 09
C69110000	RACE TRACK RD (HILLSBOROUGH - S MOBLEY)	15,942	15,942	0	0	0	0	0	0	0	COMPLETED FY 12
C69119000	RACE TRACK RD CONSTRUCTION (CNTRYWAY-S. MOBLEY)	14,662	14,662	0	0	0	0	0	0	0	COMPLETED FY 07
C69118000	RACE TRACK RD CONSTRUCTION (DOUGLAS-LINEBAUGH)	4,499	4,499	0	0	0	0	0	0	0	COMPLETED FY10
C69121000	RACE TRACK RD CONSTRUCTION (HILLS-DOUGLAS)	2,875	2,875	0	0	0	0	0	0	0	COMPLETED FY12
C69120000	RACE TRACK RD CONSTRUCTION (LINEBAUGH-CNTRYWAY)	9,905	9,905	0	0	0	0	0	0	0	COMPLETED FY 09
C69213	RACE TRACK RD OVER DOUBLE BRANCH CREEK	2	2	0	0	0	0	0	0	0	CANCELED
C69040	ROAD RESURFACING FY 03	1,723	1,723	0	0	0	0	0	0	0	COMPLETED FY 04
C69506	SIDEWALK RETROFIT CONST FY07	2,700	2,700	0	0	0	0	0	0	0	COMPLETED FY 08
C69507	SIDEWALK RETROFIT CONST FY08	1,200	1,200	0	0	0	0	0	0	0	COMPLETED FY 09
C69503	SIDEWALK RETROFIT CONSTRUCTION FY04	1,400	1,400	0	0	0	0	0	0	0	COMPLETED FY 04
C69504	SIDEWALK RETROFIT CONSTRUCTION FY05	1,200	1,200	0	0	0	0	0	0	0	COMPLETED FY 06

COMMUNITY INVESTMENT TAX - PHASE II
PROJECTS SUMMARY SCHEDULE
(in thousands)

PROJECT NUMBER	PROJECT TITLE	TOTAL ESTIMATED COST	PRIOR EXPENSES	FY 26		FY 27	FY 28	FY 29	FY 30	FY 31	COMMENTS
				Carryforward	Additional						
C69505	SIDEWALK RETROFIT CONSTRUCTION FY06	1,483	1,483	0	0	0	0	0	0	0	COMPLETED FY 07
C61029	SLIGH AVE EXTENSION/VANDENBURG AIRPORT	28	28	0	0	0	0	0	0	0	COMPLETED FY 05
C61029G	SLIGH AVE EXTENSION/VANDENBURG AIRPORT	492	492	0	0	0	0	0	0	0	COMPLETED FY 05
C69203	SOUTH CR 39 OVER ALAFIA RIVER	2,626	2,626	0	0	0	0	0	0	0	COMPLETED FY 09
C69202	SOUTH CR 39 OVER LITTLE MANATEE RIVER	2,653	2,653	0	0	0	0	0	0	0	COMPLETED FY 07
C69214	SYMMES RD OVER BULLFROG CREEK	2,043	2,043	0	0	0	0	0	0	0	COMPLETED FY 04
C69114	TRANSPORTATION CORRIDOR STUDY (CIT)	775	775	0	0	0	0	0	0	0	COMPLETED FY 08
C69421	TRANSPORTATION PRIORITY SDWLKS FY02 CIT2	2,717	2,717	0	0	0	0	0	0	0	COMPLETED FY 05
C69117000	TWN N CNTRY COMM PLAN PAULA/AMBASSADOR	627	627	0	0	0	0	0	0	0	COMPLETED FY 07
C69211	WEBB RD OVER SWEETWATER CREEK/CHANNEL G	1,823	1,823	0	0	0	0	0	0	0	COMPLETED FY 07
	TOTAL TRANSPORTATION	$178,706	$178,706	$0		$0	$0	$0	$0	$0	
	WATER ENTERPRISE										
C39153	CARROLLWOOD WATER FRANCHISE ACQUISITION	$3,100	$3,100	$0	$0	$0	$0	$0	$0	$0	COMPLETED FY 04
C39158	FUTURE ACQUISITION OF WATER/WW UTILITY SYSTEM	0	0	0	0	0	0	0	0	0	UNFUNDED
C39154	LAKE GRADY WATER SYSTEM	856	856	0	0	0	0	0	0	0	COMPLETED FY 04
	TOTAL WATER ENTERPRISE	$3,956	$3,956	$0		$0	$0	$0	$0	$0	
	TOTAL COMMUNITY INVESTMENT TAX PHASE II	$373,319	$373,319	$0		$0	$0	$0	$0	$0	

TOTAL FY 26 - FY 31 = $0

G - Projects ending with the letter G represent CIT funds that were transferred to a Grant Fund to be used as a grant match within the same project.

Note: The amounts in this schedule represent total CIT funding allocated to a project.

COMMUNITY INVESTMENT TAX - PHASE III
SOURCES AND USES SUMMARY
(in thousands)

Sources of Funds:	TOTAL ESTIMATED SOURCES	PRIOR FUNDING	FY 26 Carryforward	FY 26 Additional	FY 27	FY 28	FY 29	FY 30	FY 31
Transfers from Sales Tax Fund	$249,140	$215,851	$26,389	$6,900	$0	$0	$0	$0	$0
Transfer from CIT Revenue Bonds	187,379	187,379	0	0	0	0	0	0	0
Transfer from Commercial Paper Fund	96,530	96,530	0	0	0	0	0	0	0
Interest Earnings	658	658	0	0	0	0	0	0	0
Other Miscellaneous	10,843	10,843	0	0	0	0	0	0	0
Total	**$544,551**	**$511,262**	**$33,289**		**$0**	**$0**	**$0**	**$0**	**$0**

TOTAL FY 26 - FY 31 = $33,289

Uses of Funds:	TOTAL ESTIMATED COST	PRIOR EXPENSES	FY 26 Carryforward	FY 26 Additional	FY 27	FY 28	FY 29	FY 30	FY 31
Govt. Facilities	$88,997	$88,421	$577	$0	$0	$0	$0	$0	$0
Library Facilities	2,000	2,000	0	0	0	0	0	0	0
Parks	50,810	50,810	0	0	0	0	0	0	0
Stormwater	41,027	38,984	2,043	0	0	0	0	0	0
Transportation	357,384	326,714	23,770	6,900	0	0	0	0	0
Water Enterprise	4,333	4,333	0	0	0	0	0	0	0
Total	**$544,551**	**$511,262**	**$33,289**		**$0**	**$0**	**$0**	**$0**	**$0**

TOTAL FY 26 - FY 31 = $33,289

Note 1: This schedule does not include Debt Services
Note 2: The amounts in this schedule represent total CIT funding allocated to a project.

COMMUNITY INVESTMENT TAX - PHASE III
PROJECTS SUMMARY SCHEDULE
(in thousands)

PROJECT NUMBER	PROJECT TITLE	TOTAL ESTIMATED COST	PRIOR EXPENSES	FY 26		FY 27	FY 28	FY 29	FY 30	FY 31	COMMENTS
				Carryforward	Additional						
	GOVERNMENT FACILITIES										
C77721000	CHILDREN'S SVCS CAMPUS ENHANCEMENTS	$3,065	$3,065	$0	$0	$0	$0	$0	$0	$0	COMPLETED FY 10
C79136000	EAST COUNTY PLANT CTY REG SVC CTR/COURTHOUSE	11,797	11,797	0	0	0	0	0	0	0	COMPLETED FY 18
C70058000	FALKENBURG RD JAIL EXPANSION PH VI	31,819	31,819	0	0	0	0	0	0	0	COMPLETED FY 09
C79143000	FALKENBURG RD JAIL EXPANSION PH VII A	25,575	25,575	0	0	0	0	0	0	0	COMPLETED FY 20
C79142	LOWRY PARK ZOO CAPITAL CONTR	3,823	3,823	0	0	0	0	0	0	0	COMPLETED FY 08
C70001000	PUBLIC ART-UNALLOCATED ASSESSMENTS	658	658	0	0	0	0	0	0	0	CONSOLIDATED UNDER C70000000
C70000000	PUBLIC ART PROGRAM	1,152	575	577	0	0	0	0	0	0	ONGOING
C77775000	SHERIFF'S FLEET EQUIPMENT RPL	10,800	10,800	0	0	0	0	0	0	0	COMPLETED FY 13
C79145	STATE ATTORNEY BRIDGE	0	0	0	0	0	0	0	0	0	CANCELED FY 09
C79144000	USF GENERATOR	308	308	0	0	0	0	0	0	0	COMPLETED FY 11
	TOTAL GOVERNMENT FACILITIES	$88,997	$88,421	$577		$0	$0	$0	$0	$0	
	LIBRARIES										
C70080000	ARTHENIA L. JOYNER UNIVERSITY AREA PARTNERSHIP LIBRARY	$2,000	$2,000	$0	$0	$0	$0	$0	$0	$0	COMPLETED FY 18
	TOTAL LIBRARIES	$2,000	$2,000	$0		$0	$0	$0	$0	$0	
	PARKS										
C80325	APOLLO BEACH NATURE PARK RESTROOMS	$97	$97	$0	$0	$0	$0	$0	$0	$0	COMPLETED FY 09
C80204	BRANDON ADVANTAGE CENTER	2,500	2,500	0	0	0	0	0	0	0	COMPLETED FY 10
C80216000	BY PASS CANAL ROWING FACILITY PHASE II	324	324	0	0	0	0	0	0	0	COMPLETED FY 12
C80327	CARROLLWOOD CULTURAL CNTR LAND ACQ	911	911	0	0	0	0	0	0	0	COMPLETED FY 06
C80328	CARROLLWOOD WWTP SURPLUS LAND ACQ	340	340	0	0	0	0	0	0	0	COMPLETED FY 08
C80205	CHILDREN'S MUSEUM	3,000	3,000	0	0	0	0	0	0	0	COMPLETED FY 09
C80208000	CONCESSION/ RESTROOM REPLACEMENT	338	338	0	0	0	0	0	0	0	COMPLETED FY 12
C80210000	COUNTY FAIRGROUNDS IMPROVEMENTS	2,493	2,493	0	0	0	0	0	0	0	COMPLETED FY 14
C80209000	COUNTYWIDE SOCCER COMPLEX	14,966	14,966	0	0	0	0	0	0	0	COMPLETED FY 24
C80217	CUBAN CIVIC CLUB RENOVATION	0	0	0	0	0	0	0	0	0	CANCELED FY 10
C89107	FISH HAWK SPORTS COMPLEX	5,161	5,161	0	0	0	0	0	0	0	COMPLETED FY 08
C80314	FLATWOODS PARK CAMPGROUND IMP	0	0	0	0	0	0	0	0	0	CANCELED FY 08
C80211	FRIENDS OF PLANT PARK	65	65	0	0	0	0	0	0	0	COMPLETED FY 10
C80172000	JACKSON SPRGS PK RENOV/ADA COMPLIANCE	29	29	0	0	0	0	0	0	0	COMPLETED FY 15
C80173000	KENLY PARK RENOV/ADA COMPLIANCE	0	0	0	0	0	0	0	0	0	CIT FUNDING NOT REQ.
C80214	LOWRY PARK ZOO	500	500	0	0	0	0	0	0	0	COMPLETED FY 10
C80215000	MISCELLANEOUS NEIGHBORHOOD PARK IMPROVEMENTS	981	981	0	0	0	0	0	0	0	COMPLETED FY 12
C80212000	MULTI-PURPOSE GYMNASIUM NORTHWEST	1,998	1,998	0	0	0	0	0	0	0	COMPLETED FY 13
C80326000	NW RECREATION CORRIDOR MAINT BLDG	24	24	0	0	0	0	0	0	0	CANCELED FY 12

COMMUNITY INVESTMENT TAX - PHASE III
PROJECTS SUMMARY SCHEDULE
(in thousands)

PROJECT NUMBER	PROJECT TITLE	TOTAL ESTIMATED COST	PRIOR EXPENSES	FY 26		FY 27	FY 28	FY 29	FY 30	FY 31	COMMENTS
				Carryforward	Additional						
C89098	OLD FORT KING TRAIL	101	101	0	0	0	0	0	0	0	COMPLETED FY 06
C80315000	OSCAR COOLER SOCCER COMPLEX CONST	3,264	3,264	0	0	0	0	0	0	0	COMPLETED FY 10
C80206000	PLANT CITY MULTIPLE PARKS PROJECTS	600	600	0	0	0	0	0	0	0	COMPLETED FY 10
C80330	S COUNTY RECREATIONAL CORRIDOR PLAN	170	170	0	0	0	0	0	0	0	COMPLETED FY 07
C89004	SOUTH COAST GREENWAY PH III PD&E/CONST	0	0	0	0	0	0	0	0	0	CANCELED FY 08
C89003000	SOUTH COAST GREENWAY PH I-PD&E/CONST	75	75	0	0	0	0	0	0	0	CONSOLIDATED INTO C69659000
C80317	SPRINGHEAD COMMUNITY CNTR ADDITION	614	614	0	0	0	0	0	0	0	COMPLETED FY 08
C80207000	TEMPLE TERRACE MULTIPLE PARKS PROJECTS	450	450	0	0	0	0	0	0	0	COMPLETED FY 10
C80329	TOWN N'COUNTRY GREENWAY CONNECTION	276	276	0	0	0	0	0	0	0	COMPLETED FY 09
C80218000	UNIVERSITY CENTER PARKING EXPANSION	759	759	0	0	0	0	0	0	0	COMPLETED FY 19
C80222000	UPPER TAMPA BAY TRAIL IV TRAILHEAD SECTION C-1	288	288	0	0	0	0	0	0	0	COMPLETED FY 15
C80647000	UPPER TAMPA BAY TRAIL PH III	27	27	0	0	0	0	0	0	0	COMPLETED FY 06
C80333	UTBT CHANNEL PRK TRAILHEAD ADD STORAGE	16	16	0	0	0	0	0	0	0	CANCELED FY 10
C80219000	VETERANS MEMORIAL PARK EXPANSION	1,969	1,969	0	0	0	0	0	0	0	COMPLETED FY 20
C80313	VETERANS MEMORIAL PRK ADD LAND ACQ	255	255	0	0	0	0	0	0	0	COMPLETED FY 05
C80323	WATERSET SPORTS COMPLEX LAND ACQ	2,812	2,812	0	0	0	0	0	0	0	COMPLETED FY 06
C80324	WATERSET SPORTS COMPLEX PD&E	0	0	0	0	0	0	0	0	0	CANCELED FY 08
C80220000	WHEELCHAIR SOFTBALL FIELDS	4	4	0	0	0	0	0	0	0	CANCELED FY 15
C89307000	WILLIAM OWENS PASS PARK	2,354	2,354	0	0	0	0	0	0	0	COMPLETED FY 11
C80221000	YMCA BOB SIERRA TEEN CENTER	500	500	0	0	0	0	0	0	0	COMPLETED FY 10
C80213000	YOUTH ATHLETICS COMPLEXES IMPROVEMENTS	2,549	2,549	0	0	0	0	0	0	0	COMPLETED FY 12
	TOTAL PARKS	$50,810	$50,810	$0		$0	$0	$0	$0	$0	
	STORMWATER										
C41066	20TH ST 127TH AVE TO 139TH AVE	$0	$0	$0	$0	$0	$0	$0	$0	$0	CONSOLIDATED INTO 46000
C46200	CIT PHASE III STORMWATER PROGRAM	0	0	0	0	0	0	0	0	0	COMPLETED FY 12
C48516000	COUNTYWIDE WATERSHED MANAGEMENT MASTERPLAN (*)	0	0	0	0	0	0	0	0	0	COMPLETED FY 17
C41142000	COUNTYWIDE WATERSHED MASTERPLAN UPDATE PH II	0	0	0	0	0	0	0	0	0	FUNDING MOVED
C46133000	CULVERT REPLACEMENT PROGRAM	5,106	5,106	0	0	0	0	0	0	0	COMPLETED FY 17
C47339	CULVERT REPLACEMENT-CNTYWIDE FY07	2,000	2,000	0	0	0	0	0	0	0	COMPLETED FY 07
C47097000	DUCK POND DRAINAGE IMPROVEMENT	1,564	1,564	0	0	0	0	0	0	0	COMPLETED FY 15
C47097000G	DUCK POND DRAINAGE IMPROVEMENT	2,478	2,478	0	0	0	0	0	0	0	COMPLETED FY 15
C47159000	HILLSBOROUGH RIVER/TAMPA BYPASS CANAL STORMWATER	9	9	0	0	0	0	0	0	0	CANCELED FY 15
C46132000	MAJOR NEIGHBORHOOD DRAINAGE IMP	7,487	5,445	1,075	968	0	0	0	0	0	ONGOING
C46132000G	MAJOR NEIGHBORHOOD DRAINAGE IMP	850	850	0	0	0	0	0	0	0	COMPLETED FY 17
C46131000	MINOR NEIGHBORHOOD DRAINAGE IMP	12,973	12,973	0	0	0	0	0	0	0	COMPLETED FY 20
C46131000G	MINOR NEIGHBORHOOD DRAINAGE IMP	728	728	0	0	0	0	0	0	0	COMPLETED FY 20

COMMUNITY INVESTMENT TAX - PHASE III
PROJECTS SUMMARY SCHEDULE
(in thousands)

PROJECT NUMBER	PROJECT TITLE	TOTAL ESTIMATED COST	PRIOR EXPENSES	FY 26		FY 27	FY 28	FY 29	FY 30	FY 31	COMMENTS
				Carryforward	Additional						
C48501000	NEIGHBORHOOD SYSTEM IMPROVEMENTS	0	0	0	0	0	0	0	0	0	UNFUNDED
C46000000	UNIVERSITY AREA COMMUNITY ALLOCATION STORMWATER	195	195	0	0	0	0	0	0	0	COMPLETED FY 15
C46000000G	UNIVERSITY AREA COMMUNITY ALLOCATION STORMWATER	2,204	2,204	0	0	0	0	0	0	0	COMPLETED FY 15
C46134000	WATER QUALITY IMP & ENV. PROGRAM	4,765	4,765	968	(968)	0	0	0	0	0	COMPLETED FY 25
C46134000G	WATER QUALITY IMP & ENV. PROGRAM	666	666	0	0	0	0	0	0	0	COMPLETED FY 09
	TOTAL STORMWATER	$41,027	$38,984	$2,043		$0	$0	$0	$0	$0	
	TRANSPORTATION										
C61297	40TH ST (HILLSBOROUGH-BUSCH) COUNTY MATCH	$2,700	$2,700	$0	$0	$0	$0	$0	$0	$0	COMPLETED FY 07
C69610	4OTH ST CORRIDOR ENHANCE PROJ SEG A	1,500	1,500	0	0	0	0	0	0	0	COMPLETED FY 09
C69621	4OTH ST CORRIDOR ENHANCE PROJ SEG C	1,500	1,500	0	0	0	0	0	0	0	COMPLETED FY 09
C69602000	ADVANCED TRAFFIC MANAGEMENT SYSTEM PROGRAM	20,488	18,418	2,070	0	0	0	0	0	0	ONGOING
C69602000G	ADVANCED TRAFFIC MANAGEMENT SYSTEM PROGRAM	469	469	0	0	0	0	0	0	0	COMPLETED FY 11
C69612	ARBOR ISLAND EXT TO FUTURE TELECOM EXT	300	300	0	0	0	0	0	0	0	COMPLETED FY 11
C69112000	BELL SHOALS ROAD WIDENING (BLOOMINGDALE TO BOYETTE)	22,776	22,776	3,133	(3,133)	0	0	0	0	0	COMPLETED FY 24
C69221	BENJAMIN RD OVER SWEETWATER CREEK BRDG	624	624	0	0	0	0	0	0	0	COMPLETED FY 11
C61034	BICYCLE LANES CNTY RURAL ROADS FY08	300	300	0	0	0	0	0	0	0	COMPLETED FY 09
C61023	BICYCLE LANES COUNTY RURAL ROADS FY07	300	300	0	0	0	0	0	0	0	COMPLETED FY 12
C69124000	BOYETTE RD CONST PH3(DONNEYM-BELL SHOAL)	14,000	14,000	0	0	0	0	0	0	0	COMPLETED FY 14
C69104000	BOYETTE RD(US 301-BELL SHOALS)	3,154	3,154	0	0	0	0	0	0	0	COMPLETED FY 08
C69217	BRDG DURANT RD @ BRANCH OF TURKEY CREEK	1,002	1,002	0	0	0	0	0	0	0	COMPLETED FY 09
C69200000	BRIDGE IMPROVEMENTS (MP)	25,510	8,960	11,611	4,939	0	0	0	0	0	ONGOING
C61045000	BRUCE B DOWNS (BEARSS AVE/PALM SPRGS DR)	602	602	0	0	0	0	0	0	0	COMPLETED FY 18
C61045000G	BRUCE B DOWNS (BEARSS AVE/PALM SPRGS DR)	13,192	13,192	0	0	0	0	0	0	0	COMPLETED FY 18
C61044000	BRUCE B.DOWNS (PALM SPRGS DR/PEBBLE CRK)	2,175	2,175	0	0	0	0	0	0	0	COMPLETED FY 13
C61044000G	BRUCE B.DOWNS (PALM SPRGS DR/PEBBLE CRK) -TEE23125	4,438	4,438	0	0	0	0	0	0	0	COMPLETED FY 13
C69355000	CHANNELIZATION OF TRAFFIC CIT	681	681	0	0	0	0	0	0	0	COMPLETED FY 15
C69344	CHANNELIZATION OF TRAFFIC CIT FY07	500	500	0	0	0	0	0	0	0	COMPLETED FY 08
C69354000	CHANNELIZATION OF TRAFFIC CIT FY08	449	449	0	0	0	0	0	0	0	COMPLETED FY 09
C61134000	CITRUS PARK DR EXTENSION (COUNTRYWAY BLVD TO SHELDON RD)	12,567	12,567	6	(6)	0	0	0	0	0	COMPLETED FY 22
C61057	COLUMBUS DR EXTENSION	0	0	0	0	0	0	0	0	0	COMPLETED FY 10
C69225000	COLUMBUS DR@HILLSBORO RIVER BRIDGE REHAB	898	898	0	0	0	0	0	0	0	COMPLETED FY 13
C69225000G	COLUMBUS DR@HILLSBORO RIVER BRIDGE REHAB	7,074	7,074	0	0	0	0	0	0	0	COMPLETED FY 13
C69607000	CR 579/I-4 TO SLIGH AVE IMP	225	225	0	0	0	0	0	0	0	COMPLETED FY 17
C63000000	CRITICAL ACCIDENT MITIGATION-INT	0	0	0	0	0	0	0	0	0	UNFUNDED
C61058000	CROSS CREEK WIDENING PH II	0	0	0	0	0	0	0	0	0	UNFUNDED
C61153000	DANGEROUS INT/PEDESTRIAN SAFETY PROGRAM	7,708	7,708	0	0	0	0	0	0	0	COMPLETED FY 20

COMMUNITY INVESTMENT TAX - PHASE III
PROJECTS SUMMARY SCHEDULE
(in thousands)

PROJECT NUMBER	PROJECT TITLE	TOTAL ESTIMATED COST	PRIOR EXPENSES	FY 26		FY 27	FY 28	FY 29	FY 30	FY 31	COMMENTS
				Carryforward	Additional						
C69209	EAST SLIGH OVER ABANDONED CSX ROW	400	400	0	0	0	0	0	0	0	COMPLETED FY 07
C69222	FAIRWAY BLVD OVER FLAMINGO CANAL BRIDGE	1,044	1,044	0	0	0	0	0	0	0	COMPLETED FY 08
C69606000	FLETCHER AVE/I-275 TO I-75 PD&E	2,866	2,866	0	0	0	0	0	0	0	COMPLETED FY 15
C69127000	GORNTO LK RD EXT(BRANDON TWN-CTR-SR 60)	14,107	14,107	0	0	0	0	0	0	0	COMPLETED FY 14
C69106	GUNN HWY (EHRLICH RD-SOUTH MOBLEY RD)	1,600	1,600	0	0	0	0	0	0	0	COMPLETED FY 09
C69616000	HART PARK & RIDE - BRANDON	75	75	0	0	0	0	0	0	0	COMPLETED FY 13
C69617000	HART PARK & RIDE - FLETCHER AVE	1,704	1,704	0	0	0	0	0	0	0	COMPLETED FY 15
C69615000	HARTLINE - N EAST HILLSB TO WESTSHORE BRT IMP.	1,677	1,677	0	0	0	0	0	0	0	COMPLETED FY 15
C69618000	HARTLINE I-75 / NORTH TO SOUTH CORRIDOR BRT IMP.	24,596	24,596	0	0	0	0	0	0	0	COMPLETED FY 15
C69619000	HARTLINE TRANSIT SIGNALS	1,074	1,074	0	0	0	0	0	0	0	COMPLETED FY 15
C69363	INT BOY SCOUT RD/RACE TRACK RD	690	690	0	0	0	0	0	0	0	COMPLETED FY 12
C63948	INT FLETCHER AVE & MAGNOLIA DR	1,050	1,050	0	0	0	0	0	0	0	COMPLETED FY 07
C69360000	INT GUNN HWY/LINEBAUGH AVE W	1,585	1,585	0	0	0	0	0	0	0	COMPLETED FY 17
C69362000	INT HABANA AVE N/WATERS AVE W	1,080	1,080	0	0	0	0	0	0	0	COMPLETED FY 12
C69359000	INT HIMES AVE N/LAMBRIGHT ST W	515	515	0	0	0	0	0	0	0	CANCELED
C69361000	INT JOHN MOORE RD/LUMSDEN RD E	466	466	0	0	0	0	0	0	0	CANCELED
C63081	INT LINEBAUGH AVE W/WILSKY RD	33	33	0	0	0	0	0	0	0	COMPLETED FY 12
C63085	INT LITHIA PINECREST/VALRICO RD	618	618	0	0	0	0	0	0	0	COMPLETED FY 10
C69600000	INTERSECTION IMPROVEMENT PROGRAM	47,377	38,220	5,442	3,715	0	0	0	0	0	ONGOING
C69600000G	INTERSECTION IMPROVEMENT PROGRAM	5,336	5,336	0	0	0	0	0	0	0	ONGOING
C69207	KNIGHTS GRIFFIN RD OVER FLINT CREEK	504	504	0	0	0	0	0	0	0	COMPLETED FY 08
C69604000	LINEBAUGH / RACE TRACK RD TO COUNTRYWAY	1,191	1,191	0	0	0	0	0	0	0	COMPLETED FY 06
C69125000	LITHIA PINECREST PD&E (SR 60 TO HWY 39)	2,299	2,299	0	0	0	0	0	0	0	CANCELED
C63077000	LITHIA PINECREST/LUMSDEN/BELL SHOALS/DURANT INTERSECTION IMP	7,041	7,041	0	0	0	0	0	0	0	COMPLETED FY 20
C69223	LTL MANATEE RIV MIT AREA BRIDGE RPL PROJ	704	704	0	0	0	0	0	0	0	COMPLETED FY 07
C61052000	LUTZ LAKE FERN RD(SUNCOAST PKWY-D'MABRY)	17,789	17,789	0	0	0	0	0	0	0	COMPLETED FY 10
C69614	MEDULLA RD EXTENSION LAND & DESIGN	0	0	0	0	0	0	0	0	0	CANCELED
C69212	MEMORIAL HWY OVER DICK CREEK	291	291	0	0	0	0	0	0	0	COMPLETED FY 07
C69601000	NEW & IMPROVED SIGNALIZATION PROGRAM	10,523	7,630	1,493	1,400	0	0	0	0	0	ONGOING
C69609	NEW TAMPA BLVD BRIDGE AT I-75 CONST	0	0	0	0	0	0	0	0	0	UNFUNDED
C69605000	OLD MEMORIAL HWY /HILLS TO MONTAGUE AVE	492	492	0	0	0	0	0	0	0	UNFUNDED
C69622	PARK RD WIDEN PROJ (I-4 TO SAM ALLEN)	0	0	0	0	0	0	0	0	0	CANCELED
C69111000	PARSONS AVE (SR 60 - OAKFIELD)	167	167	0	0	0	0	0	0	0	CANCELED
C61035000	PAVED SHOULDER / BICYCLE LANES COUNTY RURAL ROADS	891	891	0	0	0	0	0	0	0	COMPLETED FY 20
C69046000	PAVEMENT TREATMENT PROGRAM	11,850	11,850	0	0	0	0	0	0	0	COMPLETED FY 17
C69044	PAVEMENT TREATMENT PROGRAM FY07	3,526	3,526	0	0	0	0	0	0	0	COMPLETED FY 08
C69045	PAVEMENT TREATMENT PROGRAM FY08	3,526	3,526	0	0	0	0	0	0	0	COMPLETED FY 09

COMMUNITY INVESTMENT TAX - PHASE III
PROJECTS SUMMARY SCHEDULE
(in thousands)

PROJECT NUMBER	PROJECT TITLE	TOTAL ESTIMATED COST	PRIOR EXPENSES	FY 26		FY 27	FY 28	FY 29	FY 30	FY 31	COMMENTS
				Carryforward	Additional						
C69226000	PLATT ST @ HILLSBORO RIVER BRIDGE REHAB	440	440	0	0	0	0	0	0	0	COMPLETED FY 12
C69226000G	PLATT ST @ HILLSBORO RIVER BRIDGE REHAB	6,985	6,985	0	0	0	0	0	0	0	COMPLETED FY 12
C69110000	RACE TRACK RD (HILLSBOROUGH - S MOBLEY)	7,458	7,458	0	0	0	0	0	0	0	COMPLETED FY 12
C69118000	RACETRACK RD CONST PH1(DOUGLAS-L'BAUGH)	4,830	4,830	0	0	0	0	0	0	0	COMPLETED FY 10
C69119000	RACETRACK RD CONST PH2(CNTRYWAY-S.MOBLEY	374	374	0	0	0	0	0	0	0	COMPLETED FY 07
C69120000	RACETRACK RD CONST PH3(LINEBGH-CNTRYWAY)	837	837	0	0	0	0	0	0	0	COMPLETED FY 09
C69121000	RACETRACK RD CONST PH4(HILLSB-DOUGLAS)	467	467	0	0	0	0	0	0	0	COMPLETED FY 12
C69620	RIGHT-OF-WAY ACQUISITION	0	0	0	0	0	0	0	0	0	UNFUNDED
C69126000	SCHOOL SAFETY CIRCULATION/ACCESS PROGRAM	7,900	7,900	0	0	0	0	0	0	0	COMPLETED FY 12
C64036000	SIDEWALK ADA RETROFIT	884	884	0	0	0	0	0	0	0	COMPLETED FY 08
C64034	SIDEWALK ADA RETROFIT FY07	300	300	0	0	0	0	0	0	0	COMPLETED FY 08
C64035	SIDEWALK ADA RETROFIT FY08	300	300	0	0	0	0	0	0	0	COMPLETED FY 09
C69506	SIDEWALK RETROFIT CONST FY07	300	300	0	0	0	0	0	0	0	COMPLETED FY 08
C69507	SIDEWALK RETROFIT CONST FY08	200	200	0	0	0	0	0	0	0	COMPLETED FY 09
C69508000	SIDEWALK RETROFIT CONSTRUCTION FUNDING	4,216	4,216	0	0	0	0	0	0	0	COMPLETED FY 23
C69203	SOUTH CR 39 OVER ALAFIA RIVER	2,207	2,207	0	0	0	0	0	0	0	COMPLETED FY 09
C69202	SOUTH CR 39 OVER LTL MANATEE RIVER	99	99	0	0	0	0	0	0	0	COMPLETED FY 07
C69611000	TELECOM PKWY EXT TO M. BRIDGE RD CONST	1,959	1,959	0	0	0	0	0	0	0	COMPLETED FY 16
C69224	TPA BAY/CST BSN WETLND MIT FOR BRDG RPL	361	361	0	0	0	0	0	0	0	COMPLETED FY 07
C69000	TRANSPORTATION COST ESCALATION CIT FUNDS	0	0	0	0	0	0	0	0	0	COMPLETED FY 09
C69613	TRAPNELL RD EXT - PLANT CITY	0	0	0	0	0	0	0	0	0	CANCELED
C69625000	TURKEY CREEK RD IMPROVEMENTS FROM MLK BLVD TO SYDNEY RD	1,645	1,645	15	(15)	0	0	0	0	0	COMPLETED FY 24
C69603000	US 301-BALM RD TO SR 674 CONST	0	0	0	0	0	0	0	0	0	UNFUNDED
C69608000	VAN DYKE RD/TOBACCO RD TO D'MABRY PD&E	358	358	0	0	0	0	0	0	0	UNFUNDED
C69623000	WHEELER STREET REALIGNMENT	1,434	1,434	0	0	0	0	0	0	0	COMPLETED FY 15
DSE30011	TRUSTEE ADMINISTRATION COSTS	15	15	0	0	0	0	0	0	0	COMPLETED FY 13
	TOTAL TRANSPORTATION	$357,384	$326,714	$30,670		$0	$0	$0	$0	$0	
	WATER ENTERPRISE										
C31958000	CAUSEWAY BLVD JPA-WATER/SEWER LINE EXT	$4,333	$4,333	$0	$0	$0	$0	$0	$0	$0	COMPLETED FY 11
	TOTAL WATER ENTERPRISE	$4,333	$4,333	$0		$0	$0	$0	$0	$0	
	TOTAL COMMUNITY INVESTMENT TAX PHASE III	$544,551	$511,262	$33,289		$0	$0	$0	$0	$0	

TOTAL FY 26 - FY 31 = $33,289

G - Projects ending with the letter G represent CIT funds that were transferred to a Grant Fund to be used as a grant match within the same project.

Note: The amounts in this schedule represent total CIT funding allocated to a project.

COMMUNITY INVESTMENT TAX - PHASE IV
SOURCES AND USES SUMMARY
(in thousands)

Sources of Funds:	TOTAL ESTIMATED SOURCES	PRIOR FUNDING	FY 26 Carryforward	FY 26 Additional	FY 27	FY 28	FY 29	FY 30	FY 31
Transfers from Sales Tax Fund	$211,516	$26,473	$118,932	$66,111	$0	$0	$0	$0	$0
Interest Earnings	12,298	9,459	0	2,839	0	0	0	0	0
Other Miscellaneous	0	0	0	0	0	0	0	0	0
Total	**$223,814**	**$35,932**	**$187,882**		**$0**	**$0**	**$0**	**$0**	**$0**

TOTAL FY 26 - FY 31 = $187,882

Uses of Funds:	TOTAL ESTIMATED COST	PRIOR EXPENSES	FY 26 Carryforward	FY 26 Additional	FY 27	FY 28	FY 29	FY 30	FY 31
Fire Services	$64,202	$4,910	$46,392	$12,900	$0	$0	$0	$0	$0
Govt. Facilities	24,831	12,552	12,279	0	0	0	0	0	0
Parks	16,401	5,131	11,020	250	0	0	0	0	0
Transportation	118,380	13,339	105,041	0	0	0	0	0	0
Total	**$223,814**	**$35,932**	**$187,882**		**$0**	**$0**	**$0**	**$0**	**$0**

TOTAL FY 26 - FY 31 = $187,882

Note 1: This schedule does not include Debt Services
Note 2: The amounts in this schedule represent total CIT funding allocated to a project.

COMMUNITY INVESTMENT TAX - PHASE IV
PROJECTS SUMMARY SCHEDULE
(in thousands)

PROJECT NUMBER	PROJECT TITLE	TOTAL ESTIMATED COST	PRIOR EXPENSES	FY 26		FY 27	FY 28	FY 29	FY 30	FY 31	COMMENTS
				Carryforward	Additional						
	FIRE SERVICES										
C91224000	AIRPORT INDUSTRIAL FIRE STATION #49	$12,000	$3,275	$8,725	$0	$0	$0	$0	$0	$0	
C91219000	FIRE RESCUE/EMERGENCY MANAGEMENT WAREHOUSE	24,413	1,271	23,142	0	0	0	0	0	0	
C91221000	PROGRESS VILLAGE SOUTH FIRE STATION #48	7,673	319	7,354	0	0	0	0	0	0	
C91229000	RACE TRACK ROAD FIRE STATION #50	12,900	0	0	12,900	0	0	0	0	0	
C91218000	SUN CITY NORTH FIRE STATION #47	3,036	0	3,036	0	0	0	0	0	0	
C91210000	THONOTOSASSA FIRE STATION #21 REPLACEMENT	4,179	44	4,135	0	0	0	0	0	0	
	TOTAL FIRE SERVICES	$64,202	$4,910	$59,292		$0	$0	$0	$0	$0	
	GOVERNMENT FACILITIES										
C77886000	AFRICAN AMERICAN ARTS & CULTURAL CENTER	$4,000	$21	$3,979	$0	$0	$0	$0	$0	$0	
C77897000	JAIL MAINTENANCE	9,620	3,901	5,719	0	0	0	0	0	0	
C77902000	SHERIFF'S TRAINING FACILITY	11,211	8,630	2,581	0	0	0	0	0	0	
	TOTAL GOVERNMENT FACILITIES	$24,831	$12,552	$12,279		$0	$0	$0	$0	$0	
	PARKS										
C83671000	BOARDWALK REPLACEMENT - VARIOUS LOCATIONS (MP)	$5,393	$2,344	$3,049	$0	$0	$0	$0	$0	$0	
C83668000	ELAPP SITE ACCESS MANAGEMENT AND SAFETY IMPROVEMENTS (MP)	6,000	691	5,309	0	0	0	0	0	0	
C83674000	KINGS FOREST PARK IMPROVEMENTS	3,000	173	2,577	250	0	0	0	0	0	
C83667000	LITHIA SPRINGS ADA PLAYGROUND REPLACEMENT	893	893	0	0	0	0	0	0	0	COMPLETED FY 25
C83670000	VETERANS MEMORIAL PARK AMPHITHEATER SHADE SAIL	150	150	0	0	0	0	0	0	0	COMPLETED FY 23
C83673000	VETERANS MEMORIAL PARK ENTRANCE AND OTHER IMPROVEMENTS	965	881	84	0	0	0	0	0	0	
	TOTAL PARKS	$16,401	$5,131	$11,270		$0	$0	$0	$0	$0	
	TRANSPORTATION										
C69677000	BRIDGE AND GUARDRAIL PROGRAM (MP)	$10,500	$300	$9,700	$500	$0	$0	$0	$0	$0	
C69200000	BRIDGE IMPROVEMENTS (MP)	6,200	0	5,000	1,200	0	0	0	0	0	
C69600000	CORRIDOR SAFETY RETROFIT IMPROVEMENTS (MP)	4,000	0	0	4,000	0	0	0	0	0	
C69631000	INTERSECTION IMPROVEMENT PROGRAM (MP)	8,300	125	4,875	3,300	0	0	0	0	0	
C69200000	LITHIA PINECREST ROAD CORRIDOR IMPROVEMENTS (FISHHAWK BLVD TO LUMSDEN AVE)	12,500	0	0	12,500	0	0	0	0	0	
C69600000	ROADWAY PAVEMENT PRESERVATION PROGRAM (MP)	40,380	11,058	29,322	0	0	0	0	0	0	
C69631000	SAFE ROUTES TO SCHOOL PROGRAMS (MP)	6,000	0	6,000	0	0	0	0	0	0	
C69676000	SIDEWALK REPAIR PROGRAM (MP)	18,000	1,856	10,144	6,000	0	0	0	0	0	
C69678000	VAN DYKE ROAD CORRIDOR IMPROVEMENTS (GUNN HWY TO EAST OF WHIRLEY RD)	12,500	0	0	12,500	0	0	0	0	0	
	TOTAL TRANSPORTATION	$118,380	$13,339	$105,041		$0	$0	$0	$0	$0	
	TOTAL COMMUNITY INVESTMENT TAX PHASE IV	$223,814	$35,932	$187,882		$0	$0	$0	$0	$0	

TOTAL FY 26 - FY 31 = $187,882

Note: The amounts in this schedule represent total CIT funding allocated to a project.

PROJECTS WITH FUTURE FUNDING SOURCE TO BE DETERMINED

Project Number	Project Title	Amount (in thousands)
C69649000	Lithia Pinecrest Road Corridor Improvements (Fishhawk Blvd to Lumsden Ave)	$239,500
C69675000	South Coast Greenway Trail Adamsville (Phase III) & Big Bend Overpass (MP)	12,856
C69646000	Van Dyke Road Corridor Improvements (Gunn Hwy to East of Whirley Rd)	96,036
		$348,392
Total Transportation		
	GRAND TOTAL	**$348,392**

Note: At BOCC discretion, future determinations of alternate funding or possible overall funding reductions for specific projects will be based on

project prioritization and available options.

HILLSBOROUGH COUNTY
ESTIMATED CIP OPERATING COST IMPACT DETAIL
FY 26 - FY 31

PROJECT NUMBER	OPERATING FUND	PROJECT TITLE	OPER. DATE	NEW POSITIONS	FY 26	FY 27	FY 28	FY 29	FY 30	FY 31	TOTAL FY 26 - FY 31
FIRE SERVICES											
C91224000	MSTU	AIRPORT INDUSTRIAL FIRE STATION #49	Mar-29	35	$0	$0	$0	$3,500,000	$6,000,000	$6,000,000	$15,500,000
C91228000	MSTU	FIRE RESCUE UNIT ADDITIONS	Sep-27	TBD	0	TBD	TBD	TBD	TBD	TBD	0
C91219000	MSTU/GEN FUND	FIRE RESCUE/EMERGENCY MANAGEMENT WAREHOUSE	Feb-27	TBD	0	TBD	TBD	TBD	TBD	TBD	0
C91170000	MSTU	FIRE STATIONS HARDENING	Ongoing	0	5,000	5,000	10,000	10,000	15,000	15,000	60,000
C91221000	MSTU	PROGRESS VILLAGE SOUTH FIRE STATION #48	Jun-27	24	0	1,300,000	3,900,000	3,900,000	3,900,000	3,900,000	16,900,000
C91222000	MSTU/GEN FUND	PSOC RENOVATIONS	Dec-28	TBD	0	0	0	TBD	TBD	TBD	0
C91229000	MSTU	RACE TRACK ROAD FIRE STATION #50	TBD	21	0	0	4,000,000	4,000,000	4,000,000	4,000,000	16,000,000
C91218000	MSTU	SUN CITY NORTH FIRE STATION #47	Jun-27	21	0	1,000,000	3,000,000	3,000,000	3,000,000	3,000,000	13,000,000
		TOTAL FIRE SERVICES		**101**	**$5,000**	**$2,305,000**	**$10,910,000**	**$14,410,000**	**$16,915,000**	**$16,915,000**	**$61,460,000**
GOVERNMENT FACILITIES											
C77886000	GEN FUND	AFRICAN AMERICAN ARTS & CULTURAL CENTER	TBD	TBD	$0	$0	TBD	TBD	TBD	TBD	$0
C77879000	GEN FUND	COMMUNITY BASED STEP-DOWN FACILITY - ARP ACT 3 FUNDS	Jun-26	TBD	TBD	TBD	TBD	TBD	TBD	TBD	0
C77841000	MSTU/GEN FUND	EMERGENCY GENERATORS AT VARIOUS LOCATIONS	Ongoing	0	68,000	68,000	68,000	68,000	68,000	68,000	408,000
C77897000	GEN FUND	JAIL MAINTENANCE	Ongoing	0	TBD	TBD	TBD	TBD	TBD	TBD	0
C77921000	GEN FUND	MEDICAL EXAMINER FACILITY EXPANSION	TBD	0	0	TBD	TBD	TBD	TBD	TBD	0
C77922000	GEN FUND	PET RESOURCES FACILITY REPLACEMENT	TBD	TBD	0	TBD	TBD	TBD	TBD	TBD	0
C77920000	MSTU/GEN FUND	SHERIFF'S OPERATIONS CENTER RELOCATION	TBD	0	0	TBD	TBD	TBD	TBD	TBD	0
C77902000	MSTU/GEN FUND	SHERIFF'S TRAINING FACILITY	TBD	0	0	TBD	TBD	TBD	TBD	TBD	0
C77889000	MSTU/GEN FUND	SOLAR PROJECTS VARIOUS BUILDINGS PHASE 2 (MP)	Ongoing	0	TBD	TBD	TBD	TBD	TBD	TBD	0
C77918000	GEN FUND	TAX COLLECTOR CAPITAL IMPROVEMENTS	TBD	0	0	TBD	TBD	TBD	TBD	TBD	0
		TOTAL GOVERNMENT FACILITIES		**0**	**$68,000**	**$68,000**	**$68,000**	**$68,000**	**$68,000**	**$68,000**	**$408,000**
LIBRARY SERVICES											
C76033000	LIBRARY FD	BRANDON LIBRARY REPLACEMENT	Jan-28	TBD	$0	$0	$1,549,134	$2,065,512	$2,127,477	$2,191,302	$7,933,425
C76047000	LIBRARY FD	FISHHAWK LIBRARY	Jun-28	TBD	0	0	474,667	1,424,000	1,466,720	1,510,722	4,876,108
C76045000	LIBRARY FD	THONOTOSASSA LIBRARY REPLACEMENT	Feb-28	TBD	0	0	1,052,099	1,578,148	1,625,492	1,674,257	5,929,996
C76055000	LIBRARY FD	WIMAUMA NEW LIBRARY/COMMUNITY CENTER	TBD	TBD	0	0	TBD	TBD	TBD	TBD	0
		TOTAL LIBRARY SERVICES		**0**	**$0**	**$0**	**$3,075,899**	**$5,067,660**	**$5,219,690**	**$5,376,280**	**$18,739,530**
PARKS FACILITIES											
C83323000	MSTU	ALL PEOPLES PARK EXPANSION	Various	0	$85,000	$85,000	$85,000	$85,000	$85,000	$85,000	$510,000
C83232000	MSTU	BRANCHTON REGIONAL PARK	Various	0	90,000	90,000	90,000	90,000	90,000	90,000	540,000
80,005,000	MSTU	CROSS CREEK PARK CONSTRUCTION	Oct-26	0	0	466,000	466,000	466,000	466,000	466,000	2,330,000
C83247000	MSTU	EG SIMMONS / ECO TOURISM	Various	0	15,000	15,000	15,000	15,000	15,000	15,000	90,000
C83650000	MSTU	KENLY PARK SPLASH PAD	Oct-26	0	0	85,000	85,000	85,000	85,000	85,000	425,000

HILLSBOROUGH COUNTY
ESTIMATED CIP OPERATING COST IMPACT DETAIL
FY 26 - FY 31

PROJECT NUMBER	OPERATING FUND	PROJECT TITLE	OPER. DATE	NEW POSITIONS	FY 26	FY 27	FY 28	FY 29	FY 30	FY 31	TOTAL FY 26 - FY 31
C83677000	MSTU	KINGS FOREST PARK SPLASH PAD - ARP ACT 3 FUNDS	Oct-25	0	85,000	85,000	85,000	85,000	85,000	85,000	510,000
C80324000	MSTU	SOUTHSHORE SPORTSPLEX	Various	0	250,000	250,000	250,000	250,000	250,000	250,000	1,500,000
C83643000	MSTU	THONOTOSASSA PARK IMPROVEMENT/EXPANSION	TBD	0	0	0	55,000	55,000	55,000	55,000	220,000
		TOTAL PARKS FACILITIES		**0**	**$525,000**	**$1,076,000**	**$1,131,000**	**$1,131,000**	**$1,131,000**	**$1,131,000**	**$6,125,000**
STORMWATER PROGRAM											
C46142000	MSTU	CULVERT RENEWAL & REPLACEMENT PROGRAM	Ongoing	0	$333,570	$498,570	$663,570	$858,570	$1,053,570	$1,053,570	$4,461,420
C46190000	MSTU	CULVERT UPGRADE AND ENHANCEMENT	Ongoing	0	9,910	9,910	9,910	9,910	9,910	9,910	59,460
C46132000	MSTU	MAJOR NEIGHBORHOOD DRAINAGE IMPROVEMENTS	Ongoing	0	23,560	23,560	23,560	23,560	23,560	23,560	141,360
C46145000	MSTU	NEIGHBORHOOD DRAINAGE CAPITAL IMPROVEMENTS	Ongoing	0	214,550	255,750	296,950	338,150	379,350	379,350	1,864,100
C46139000	MSTU	NEIGHBORHOOD DRAINAGE IMPROVEMENTS	Ongoing	0	1,920	1,920	1,920	1,920	1,920	1,920	11,520
C46188000	MSTU	PROGRESS VILLAGE LOCAL DRAINAGE IMPROVE-ARP ACT 3 FUNDS	May-26	0	6,250	15,000	15,000	15,000	15,000	15,000	81,250
C46185000	MSTU	PROGRESS VILLAGE REGIONAL DRAINAGE IMPR-ARP ACT 3 FUNDS	Dec-26	0	0	134,417	161,300	161,300	161,300	161,300	779,617
C46141000	MSTU	WATER QUALITY IMPROVEMENTS & ENVIROMENTAL PROGRAM	Ongoing	0	6,660	11,660	16,660	21,660	26,660	31,660	114,960
C46137000	MSTU	WATERSHED DRAINAGE IMPROVEMENTS	Ongoing	0	36,710	153,010	259,810	331,610	403,410	475,210	1,659,760
		TOTAL STORMWATER PROGRAM		**0**	**$633,130**	**$1,103,797**	**$1,448,680**	**$1,761,680**	**$2,074,680**	**$2,151,480**	**$9,173,447**
TRANSPORTATION PROGRAM											
C69602000	TRUST FUNDS	ADVANCED TRAFFIC MANAGEMENT SYSTEM IMPRVMNT PROGRAM	Ongoing	0	$450,000	$450,000	$450,000	$450,000	$450,000	$450,000	$2,700,000
C69600000	TRUST FUNDS	INTERSECTION IMPROVEMENT PROGRAM	Ongoing	0	100,000	100,000	100,000	100,000	100,000	100,000	600,000
C61150000	TRUST FUNDS	MADISON AVENUE IMPROVMENTS - US 41 TO 78TH STREET	TBD	0	0	0	8,000	8,000	8,000	8,000	32,000
C69601000	TRUST FUNDS	NEW AND IMPROVED SIGNALIZATION PROGRAM	Ongoing	0	100,000	100,000	100,000	100,000	100,000	100,000	600,000
		TOTAL TRANSPORTATION PROGRAM		**0**	**$650,000**	**$650,000**	**$658,000**	**$658,000**	**$658,000**	**$658,000**	**$3,932,000**
WATER ENTERPRISE											
C10280000	UTIL FEES	CROSBY ROAD FORCE MAIN	Jun-27	0	$0	$8,666	$26,000	$26,000	$26,000	$26,000	$112,666
C31978000	UTIL FEES	PUBLIC UTILITIES TELEMETRY/DATA NETWORK & SUPPORT PROG	Ongoing	0	50,000	50,000	50,000	50,000	50,000	50,000	300,000
C19017000	UTIL FEES	RWTM EXTENSIONS TO NEW AND EXISTING CUSTOMERS	Ongoing	0	1,200	1,200	1,200	1,200	1,200	1,200	7,200
		TOTAL WATER ENTERPRISE		**0**	**$51,200**	**$59,866**	**$77,200**	**$77,200**	**$77,200**	**$77,200**	**$419,866**
		TOTAL ALL PROGRAMS		**101**	**$1,932,330**	**$5,262,663**	**$17,368,779**	**$23,173,540**	**$26,143,570**	**$26,376,960**	**$100,257,842**

TBD - To be Determined

CAPITAL BUDGET
Major Repair, Renovation, Replacement and Maintenance (R3M) Program
Proposed FY 26 Project List

Project and Sub-Project Titles	Cost Estimate
CM12000000 - Countywide R3M Program*	
Animal Services Hvac	$150,000
Animal Services Annex Bldg Hvac	75,000
Blackwater Creek Septic Replacement	22,142
Brandon Neighborhood Center HVAC Replacements	400,000
Brooker Creek Annex Storage Building Replacement	150,000
Calhoun Head Start Hvac	100,000
Calhoun Head Start Modular Fl0Or Repairs	75,000
Celm Lower Green Swamp Hvac Repairs	40,000
Central Fleet Hvac Evaluation	11,500
Chiller Plant Controls Replacement	62,754
Chiller Plant Pumps Replacement	100,000
Code Enforcement & Pheonix House Paving and Island Removal	150,000
Coop Extension Training Center Hvac-Construction	75,000
Coop Extension Training Center Hvac-Design	12,300
Coop Extension Warehouse Hvac	25,000
Cooperative Extension Training Center Roof Replacement	150,000
County Center Café Exhaust Replacement	96,087
County Center DATA Aire HVAC Replacements-21st floor	125,000
County Center Flooring Replacement-13th floor-?	150,000
Edgecomb Roof Repacement Design	30,000
Eureka Springs HVAC Replacement	30,000
Falkenburg Survey Office Flooring & Lighting Replacement	144,701
Falkenburg Survey Office Renovations-Constr	100,000
Falkenburg Warehouse Chiller Controls Replacements	116,464
Falkenburg Warehouse Chiller Controls Design	29,000

CAPITAL BUDGET
Major Repair, Renovation, Replacement and Maintenance (R3M) Program
Proposed FY 26 Project List

Project and Sub-Project Titles	Cost Estimate
Falkenburg Warehouse Code Enforcement Ahu Replacement	119,649
Falkenburg Warehouse Pet Resource Ahu Replacement	150,000
Falkenburg Warehouse Sheriff Room A Ahu Replacement	119,649
Falkenburg Warehouse Sheriff Room B Ahu Replacement	150,000
Falkenburg Warehouse Sheriff Room C Ahu Replacement	150,000
Flatwoods Park Hvac Replacement-Construction	75,000
Fleet Central Hvac	75,000
Hanna Rd Facility Flooring Replacement (Old EOC)	100,000
Hanna Rd Old Eoc Hvac-Design	50,000
Hanna Rd Sunshine Line Hvac	125,000
Hdc Building Demolition-R3M	60,988
History Center Exterior Evaluation	20,000
Hurricane Shutter Deployments	24,146
Hurricane Shutter Maintenance & Repairs	44,371
JB Sargeants Roof Replacements	100,000
Main Courthouse Ahu Evaluation And Replacement Design	20,000
Nye Park Headstart Roof	36,340
Plant City and Brandon Clerk Carpets	150,000
Psoc Ups Hvac Repairs-Construction	150,000
Roger Stewart Storm Drain Cleaning	25,000
Storm Drain Repairs-Capital Programs	135,000
Storm Drain Repairs-Public Works	15,000
Surplus Warehouse Office Fire Alarm Replacement-Constr	29,111
Surplus Warehouse Termite Repairs	41,837
Tax Collector Falk Warehouse Breakroom	80,000
Tax Collector Falk Warehouse Restooms	100,000

CAPITAL BUDGET
Major Repair, Renovation, Replacement and Maintenance (R3M) Program
Proposed FY 26 Project List

Project and Sub-Project Titles	Cost Estimate
Trout Creek Restroom Renovations	100,000
Upper Tampa Bay Equipment Canopies Replacement	100,000
Upper Tampa Bay Nature Center Stairs & Decking Renovations	150,000
Upper Tampa Bay Parking Areas Renovations	150,000
Upper Tampa Bay Shelter Renovations	150,000
Upper Tampa Bay Storage Building Replacement	50,000
UTB Park Restroom Roofs	75,000
Veterans Park Museum HVAC Replacement	75,000
Veterans Park Museum Roof Replacement	125,000
Zack Street Parking Garage Fire Pump-Electrical	100,000
Zack Street Parking Garage Fire Pump-Structural	35,945
	$5,676,984
	$19,904,921
Sub Total	$30,743,529
Sub-Projects Completed Prior to FY 25	**$56,325,434**
Available for Future Projects	
Total Countywide R3M Program	
CM13000000 - Unincorporated R3M Program*	
All Peoples Life Center Hardening Study	$97,075
All Persons Park Splash Pad Treament Renovations-Construction	44,688
All Persons Park Splash Pad Treament Renovations-Design	7,418
All Persons Park Splash Pump Replacement	150,000
Carrollwood Cultural Automatic Doors	75,000
Carrollwood Cultural Hvac	500,000
Carrollwood Meadows Shelter Replacement	50,000
Citrus Park Concession Hvac Replacement	50,000

CAPITAL BUDGET
Major Repair, Renovation, Replacement and Maintenance (R3M) Program
Proposed FY 26 Project List

Project and Sub-Project Titles	Cost Estimate
Fishhawk Park Hvac Replacements	40,000
Fs #28 Hvac Replacement Design	37,900
Fs#12 Gibsonton Kitchen Cabinet Replacement	100,000
FS#28 Flooring Replacement	150,000
FS#6 Henderson Restrooms/Shower Renovations	125,000
North Brandon Sports Complex Hvac Replacement	100,000
Northdale Rec A Interior Renovations	150,000
Northdale Rec B Interior Renovations	138,500
Northdale Soccer Restroom Building Renovations	150,000
Northdale Splash Pad Resurfacing	125,000
Northlakes Roof Repairs	80,315
Orange Grove Concession Electrical Repairs	50,000
Oscar Cooler Baseball Maintenance Roof Replacement	56,580
Oscar Cooler Nature Trail Shelter Replacements	150,000
Oscar Cooler Softball Roof Replacement	75,000
Providence West Restroom Renovations	150,000
Psoc Water Hammer Repairs	50,000
Ruskin Gym Floor Repairs	50,000
Simmon Bowers shelter replacement	75,000
Sterling Ranch Parking lot paving	75,000
Timberlane Vehicle Damage Repairs	10,720
University Community Exercise Room Flooring And Ceiling	100,000
Victor Crist Center Interior Renovations	50,000
Victor Crist Center Mdf Room Renovations	36,782
Victor Crist Lighting Controls Replacement	100,000
Vinik Rec Center Site Drainage Repairs	100,000

CAPITAL BUDGET
Major Repair, Renovation, Replacement and Maintenance (R3M) Program
Proposed FY 26 Project List

Project and Sub-Project Titles	Cost Estimate
Vinik Rec Center Site Drainage Study	23,584
	$3,323,562
	$17,118,781
Sub Total	$11,331,024
Available for Future Projects	
Sub-Projects Completed Prior to FY 25	**$31,773,367**
Total Unincorporated R3M Program	
CM14000000 - Library R3M Program*	
78Th Library Roof Replacement-Design	$20,000
Brandon Library Fire Alarm Replacement	26,623
Germany Asbestos Abatement-Chiller	38,284
Germany Chiller-Replacement Hvac Controls Replacement	150,000
Germany Storefront Window Replacement	30,000
Jan Platt Automatic Door Repairs & Replacement	50,000
Jimmie B Keel Roof Repairs	26,533
Jimmie B Keel Roof Replacement	150,000
Jimmie Keel Automatic Door Repairs & Replacement	50,000
Maureen Gauzza Automatic Door Repairs & Replacement	50,000
New Tampa Library Parking Lot Repairs	100,000
North Tampa Automatic Door Repairs & Replacement	50,000
Port Tampa Library Flooring Replacement	100,000
Port Tampa Library Restroom Renovations	100,000
West Tampa Retaining Wall Replacement- Construction	75,000
West Tampa Retaining Wall Replacement-Design	10,000
	$1,026,440
	$4,206,983
Sub Total	$2,055,631
Sub-Projects Completed Prior to FY 25	**$7,289,054**
Available for Future Projects	
Total Library R3M Program	

CAPITAL BUDGET
Major Repair, Renovation, Replacement and Maintenance (R3M) Program
Proposed FY 26 Project List

Project and Sub-Project Titles	Cost Estimate
CM15000000 - Boating Improvement R3M Program	
Ruskin Commongood Boardwalk Replacement-Demo	$12,900
Williams Boat Ramp Renovations Masterplan	25,000
Gandy Boat Ramp Dock Replacement	278,132
	$316,032
	$326,798
Sub Total	$75,142
Sub-Projects Completed Prior to FY 25	**$717,972**
Available for Future Projects	
Total Boating Improvement R3M Program	

* Note: To ensure that funding is available to maintain existing facilities, the Board of County Commissioners sets aside a minimum of 1% of anticipated annual revenues in the Countywide General Fund, the Unincorporated Area General Fund and the Library District Fund. The FY 26, 1% - 2.5% allocations will generate approximately $24.1 million for Countywide General Fund, $10.0 million for the Unincorporated Area General Fund and $901,299 for the Library District Fund.

PUBLIC ART PROGRAM
ANNUAL PUBLIC ART PLAN - FY 26
RECOMMENDED PROJECT LIST AS APPROVED BY THE PUBLIC ART COMMITTEE ON APRIL 25, 2025

No.	Title	FY25 Plan	FY25 Adjustment	FY25 Expenditures (Actuals & Planned)	FY26 Adjustment	FY26 Plan * (Estimated Carryforward)	FY27 Future Funding	Project Objective	Completion Date
	Project Reccommended to be Placed on Hold in FY26 Plan								
1	John Germany Library-Exterior Art	$0		$0		$0	$150,000	Project placed on hold pending completion of area wide construction.	N/A
	Reccommended Removal from FY26 Plan								
1	Roundabout Art - Mango Rd. & Pruett Rd.	$0		$0	$0	$0		Remove from Public Art Program in FY26, intersection improvement was changed from a roundabout to a signalized intersection.	N/A
2	Roundabout Art - Boyette Rd. & Dorman Rd.	$0		$0	$0	$0		Remove from Public Art Program in FY26, the roundabout was placed on hold and the intersection will be re-evaluated in 2027	N/A
	Projects to Continue on FY26 Plan								
1	Admin/Restoration/Maint	$121,684	($8,801)	($33,612)	$150,000	$229,271		Funds used on an as-needed basis, including Public Art collection valuations.	On-Going
2	Arts Collection (Rotating)	$1,000	$19,000	$0		$20,000		Project funds used for art purchases for public areas of County Center and other County Facilities.	On-Going
3	Brandon Regional Library	$150,000		($2,000)		$148,000		Artwork for future Brandon Regional Library	Nov-27
4	Branchton Park	$147,750	$1,500	($1,500)		$147,750		Exterior Artwork for Branchton Park	Dec-26
5	Mural Projects	$30,000	$40,000	$0		$70,000		Mural art at various areas across Hillsborough County.	On-Going
6	New Tampa Performing Art	$79,600	($1,500)	($58,601)		$19,499		Exterior Sculpture to be located at the New Tampa Performing Art Center	Jan-25
7	Planning Unfunded Projects	$5,000		$0		$5,000		Planning and design for future Public Art projects and projects added mid year to support BOCC requested projects.	On-Going
8	Roundabout Art - Armenia & Barclay	$150,000		$0		$150,000		Exterior sculpture to be located in the roundabout at Armenia Avenue and Barclay Road. Roundabout substantial completion estimated March 31, 2027	Jul-28
9	Roundabout Art - Balm Riverview Rd. & Symmes Rd.	$147,750	$750	($750)		$147,750		Exterior sculpture to be located in roundabout at Balm Riverview Rd and Symmes Rd. Roundabout substantial completion estimate December 24, 2027.	Nov-28
10	Roundabout Art - Durant & Dover	$148,500		$0		$148,500		Exterior sculpture to be located in the roundabout at Durant/Little & Dover Rd. Ceres	Dec-28
11	Roundabout Art - Durant & Miller	$98,500		$0	$50,000	$148,500		Exterior sculpture to be located in the roundabout at Durant & Miller Rd. Prof Tousey sculpture selected. Roundabout substantial completion estimated August 19, 2027	Nov-30
12	Roundabout Art - Old Big Bend Rd & Bullfrog Creek	$150,000		$0		$150,000		Exterior sculpture to be located in the roundabout at Old Big Bend Rd. & Bullfrog Creek, as part of FDOT project. Roundabout completion estimated August 25. .	Dec-27
13	Roundabout Art - Montague & Memorial	$135,000	$15,000	($3,750)		$146,250		Exterior abstract sculpture to be located in the roundabout at Montague Street and Memorial Hwy. Roundabout completed August 23.	Jul-27
14	Salcines Statue Maintenance	$27,200		$0		$27,200		Funds dedicated for annual maintenance of the Salcines statue located at the west entry of the Pierce Street Courthouse.	On-Going
15	Southshore Trailhead	$150,000		($3,000)		$147,000		Exterior Sculpture to be located on County property at Shell Point Road at Southshore Trailhead/HCC.	Dec-26
16	Thonotosassa Library and Park	$150,000		($3,000)		$147,000		Exterior Sculpture to be located at the Thonotosassa library and park site. Interior Artwork to be located in the Library.	Nov-27
17	Town n Country Commons	$144,418	($5,705)	($79,760)		$58,953		Exterior Sculpture at Town'N'Country Commons.	Mar-26
19	Roundabout Art - Symmes Rd. & Eastbay Rd.	$150,000		$0		$150,000		Exterior sculpture to be located in the roundabout at Symmes Rd. & Eastbay Rd. Roundabout substantial completion estimated March 24, 2028.	Dec-29
21	Cross Creek Park Art	$150,000		$0		$150,000		Exterior Sculpture for the new Cross Creek Park	TBD
22	Southshore Sportsplex Art	$150,000		$0		$150,000		Exterior Sculpture for Southshore Sportsplex	TBD
	Subtotal Allocated to Existing Projects				**$200,000**	**$2,360,673**	**$150,000**		

PUBLIC ART PROGRAM
ANNUAL PUBLIC ART PLAN - FY 26
RECOMMENDED PROJECT LIST AS APPROVED BY THE PUBLIC ART COMMITTEE ON APRIL 25, 2025

No.	Title	FY25 Plan	FY25 Adjustment	FY25 Expenditures (Actuals & Planned)	FY26 Adjustment	FY26 Plan * (Estimated Carryforward)	FY27 Future Funding	Project Objective	Completion Date
	New Project Recommended to be Added in FY26								
1	Fishhawk Library Art				$150,000	$150,000		Public Art to be located at the future Fishhawk Library.	TBD
2	African American Arts and Cultural Center Art					$0	$150,000	Public Art to be located at the future African American Arts and Cultural Center.	TBD
3	Public Defender - 700 Twiggs		$10,000		$50,000	$60,000		Public Art to be located at the existing 700 Twiggs Building.	TBD
	Subtotal Allocated to New Projects				**$200,000**	**$210,000**			

TOTAL ALLOCATED TO PROJECTS FY 26	**$2,570,673**
UNALLOCATED BALANCE	**$223,287**
TOTAL CARRY OVER FUNDS FY26*	**$2,793,959**

* The Public Art Program is a Master Project and the estimated budgets listed above are subject to adjustment based on selected art.

FIRE SERVICES PROGRAM MASTER PROJECTS

Sub-Project #	Sub-Project Title	Cost Estimate	Estimated Completion Date
C91207000 - Fire Station Hardening			
TBD	New sub-projects will be added as they are identified	TBD	TBD
	Sub Total	$0	
	Completed Subprojects Prior to FY 25	$1,116,232	
	Available for Future Projects	$721,183	
	Total Fire Station Hardening	**$1,837,415**	
C91217000 - Fire Station Restroom and Showers Renovations (R3M)			
00005	#6 Henderson Restrooms/Shower Renovations	$125,000	Sep-26
00006	#9 Sabal Restrooms/Shower Renovations	125,000	Sep-26
	Sub Total	$250,000	
	Completed Subprojects Prior to FY 25	$406,632	
	Available for Future Projects	$243,368	
	Total Fire Station Restroom and Showers Renovations (R3M)	**$900,000**	
C91208000 - Land Acquisition for New Fire Stations*			
TBD	Land acquired as parcels are identified	TBD	TBD
	Sub Total	$0	
	Completed Subprojects Prior to FY 25	$299,238	
	Available for Future Projects	$2,008,660	
	Total Land Acquisition for New Fire Stations *	**$2,307,898**	

Master Program funding set aside for as needed funding for future land acquisitions.

GOVERNMENT FACILITIES PROGRAM MASTER PROJECTS

Sub-Project #	Sub-Project Title	Cost Estimate	Estimated Completion Date
C77910000 - Countywide Flooring Replacement (R3M)			
TBD	Clerk Records Center Falkenburg Flooring Replacement	$55,257	Sep-26
TBD	Tax Collector Falkenburg Flooring Replacement	100,000	Sep-26
TBD	Hanna Rd Facility Flooring Replacement (Old EOC)	100,000	Sep-26
	Sub Total	$255,257	
	Completed Subprojects Prior to FY 25	$325,278	
	Available for Future Projects	$169,465	
	Total Countywide Flooring Replacement (R3M)	**$750,000**	
C77938000 - Countywide HVAC Replacements (R3M)			
TBD	Pet Resources HVAC Replacement	$750,000	TBD
TBD	Central Fleet HVAC Replacement	200,000	TBD
TBD	Carrollwood Cultural HVAC Replacement	750,000	TBD
TBD	PSOC UPS HVAC Replacement	250,000	TBD
TBD	CoOperative Extension HVAC Replacements	150,000	TBD
TBD	Hanna Rd Sunshine Line HVAC Replacements	100,000	TBD
	Sub Total	$2,200,000	
	Completed Subprojects Prior to FY 25	$0	
	Future Funding to be Determined	-$200,000	
	Total Countywide HVAC Replacements (R3M)	**$2,000,000**	
C77867000 - Countywide Painting (R3M/Facilties)			
00004	Roger Stewart Complex Interior Painting Phase 1	$140,000	Sep-25
00001	Aldermans Ford Maintenance Shop Painting	40,000	Sep-25
00010	Mango HS Painting	30,000	Sep-25
00011	East Tampa Tax Collector Paint	50,000	Sep-25
00012	Brandon Tax Collector Paint	50,000	Sep-25
00013	Zack Street Garage Parking Lot Painting	50,000	Sep-25

GOVERNMENT FACILITIES PROGRAM MASTER PROJECTS

Sub-Project #	Sub-Project Title	Cost Estimate	Estimated Completion Date
	Sub Total	$360,000	
	Completed Subprojects Prior to FY 25	$187,029	
	Available for Future Projects	$52,971	
	Total Countywide Painting (R3M/Facilties)	**$600,000**	
C77866000 - Countywide Parking Lot & Pavement Renovations (R3M/Facilties)			
00009	Eureka Springs Parking Lot Repave	$44,737	Sep-25
TBD	Upper Tampa Bay Trail Asphalt Repairs	150,000	Sep-26
TBD	Flatwoods Park Trail Asphalt Repairs	75,000	Sep-26
	Sub Total	$269,737	
	Completed Subprojects Prior to FY 25	$706,296	
	Available for Future Projects	$73,967	
	Total Countywide Parking Lot & Pavement Renovations (R3M/Facilties)	**$1,050,000**	
CM12000000 - Countywide R3M Program (R3M/Facilties)			
	Various projects - see separate schedule in this section	$5,676,984	Ongoing
	Sub Total	$5,676,984	
	Completed Subprojects Prior to FY 25	$19,904,921	
	Available for Future Projects	$30,743,529	
	Total Countywide R3M Program (R3M/Facilties)	**$56,325,434**	
C77896000 - Courthouse Access Control - Various Locations			
TBD	Ongoing access control improvements	TBD	TBD
	Sub Total	$0	
	Completed Subprojects Prior to FY 25	$670,504	
	Available for Future Projects	$79,496	
	Total Courthouse Access Control - Various Locations	**$750,000**	

GOVERNMENT FACILITIES PROGRAM MASTER PROJECTS

Sub-Project #	Sub-Project Title	Cost Estimate	Estimated Completion Date
C77911000 - Downtown Elevator Modernization (R3M)			
00001	Courthouse South Annex	$1,235,000	Apr-28
00002	700 Twiggs Building	1,200,000	Apr-28
	Sub Total	$2,435,000	
	Completed Subprojects Prior to FY 25	$0	
	Available for Future Projects	$6,665,000	
	Total Downtown Elevator Modernization (R3M)	**$9,100,000**	
C77841000 - Emergency Generators at Various Locations			
00001	SDHC Shelters	$11,000,000	Ongoing
	Sub Total	$11,000,000	
	Completed Subprojects Prior to FY 25	$7,612,859	
	Available for Future Projects	$1,763,616	
	Total Emergency Generators at Various Locations	**$20,376,475**	
C77796000 - Historic Preservation Matching Fund Program			
	FY12 - Cycle 1		
00624	AIA-Tampa Bay Times	$10,000	Contribution
00634	Friends of Plant Park	10,000	Contribution
00694	Friends of Riverwalk	120,000	Contribution
00644	Plant City Photo Archives & History Center	8,222	Contribution
00674	Tampa Bay History Center	4,852	Contribution
00616	TT Preservation Society - Marketing Plan	3,000	Contribution
00654	Ybor City Chamber	20,000	Contribution
00664	Ybor City Museum Society	9,600	Contribution
00618	Hillsborough Education Foundation (windows)	6,568	Contribution
00619	Hillsborough Lodge 325 Free & Accepted Masons	19,972	Contribution
00620	Italian Club Cemetery Restore & Rehabilitation	88,456	Contribution
00614	Tampa Theatre	150,000	Contribution

GOVERNMENT FACILITIES PROGRAM MASTER PROJECTS

Sub-Project #	Sub-Project Title	Cost Estimate	Estimated Completion Date
	FY12 - Cycle 2		
00622	Tampa Downtown Partnership	$13,584	Contribution
00621	MOSI Tree Grove	24,950	Contribution
00635	Broadway Development	250,000	Contribution
00631	Michael Murphy (Ybor Casita Art Gallery)	34,000	Contribution
00630	St. James House of Prayer Episcopal Church	64,000	Contribution
00628	Tampa Realistic Artists	18,000	Contribution
00626	The Chiselers	249,200	Contribution
00625	Tyer Temple Lofts	52,000	Contribution
00623	Ybor City Museum Society - Al Lopez Museum	250,000	Contribution
	Total Funding - FY12	**$1,406,404**	
	FY13 - Cycle 1		
00636	Tampa Bay History Center	$7,899	Contribution
00637	The Friends of the Riverwalk, Inc. , Part II	95,135	Contribution
	FY13 - Cycle 2		
00642	Atrium Restoration at the Historic Federal Courthouse	$94,052	Contribution
00645	Florida Trust for Historic Preservation	30,000	Contribution
00646	Tampa Bay's Railroad History, Tampa Bay Times/News in Education (NIE) Supplement	13,000	Contribution
00640	Tampa Jewish Community Center South Campus	151,200	Contribution
	Total Funding FY13	**$391,286**	
	FY14 - Only Cycle		
00648	Lowry Park Zoo Lykes Florida Wildlife Center	$47,266	Contribution
00649	Friends of Riverwalk Historic Monument Phase 3	50,000	Contribution
00650	Tampa Bay History Cntr-Macdill AFB Aircraft History	10,942	Contribution
00651	Fariss Building Rehabilitation	98,000	Contribution
00652	Lion's Eye Institute Lozano Building Window Replacement	146,250	Contribution
00653	St. Paul Lutheran Church Roof Replacement	50,000	Contribution

Sub-Project #	Sub-Project Title	Cost Estimate	Estimated Completion Date
00655	The Oliva Cigar Factory Restoration	250,000	Contribution
00656	8-COUNT Production Rialto Theater Renovation	95,000	Contribution
00657	Central & Hanna Avenue Canopy Replacement	10,000	Contribution
00658	Tampa JCC Homer Hesterly Amory Window Restoration	100,000	Contribution
00659	Tampa Theatre Phase II - Storefront Window Improvements	150,000	Contribution
00660	Chiselers/Tampa Bay Hotel Window Restoration, Phase 2	250,000	Contribution
00661	Ybor Museum Soc. - Al Lopez Baseball Museum Exhibit Inst.	14,228	Contribution
	Total Funding FY14	**$1,271,686**	
	FY15 - Only Cycle		
00663	Tampa Crossroads - Rose Manor Rehabilitation	$79,704	Contribution
00665	Dream Center Of Tampa - Dream Center Gymnasium	97,500	Contribution
00666	Alan Kahana - VM Ybor Cigar Building	72,810	Contribution
00667	Friends Of Plant Park - Plant Park Irrigation	24,620	Contribution
00668	Lions Eye Institute - Lozano Building Main Staircase Replacement	99,500	Contribution
00669	Central Park Village Youth Services - St. Peter Claver School Revitalization	32,313	Contribution
00670	St Paul Lutheran Church - Restoration Project Phase II	18,250	Contribution
00671	Ybor Marti LLC - Ybor Marti Building	72,810	Contribution
00672	Ybor Patio LLC - Buchman Building Renovation	72,810	Contribution
	Total Funding FY15	**$570,317**	
	FY16 - Only Cycle		
00064	A2 LLC - Fariss Building Window and Façade Restoration	$22,500	Contribution
00065	Franklin Street Group - Franklin Street Building Façade Renovation	9,788	Contribution
00066	Central Park Village Youth - St. Peter Claver School Revitalization Project (Annex)	78,000	Contribution
00067	Central Pk Village Youth - Ebenezer Missionary Baptist Church Revitalization Project	30,000	Contribution
00068	Centro Asturiano - Building Rehabilitation of Bathrooms	50,000	Contribution
00069	Cuban Club Foundation - Building Stabilization	147,000	Contribution
00070	Dream Center of Tampa II - Dream Center Gymnasium	60,850	Contribution
00072	Lions Eye Institute - Lozano Building Exterior Restoration	39,508	Contribution

Sub-Project #	Sub-Project Title	Cost Estimate	Estimated Completion Date
00073	Sight BF Flats LLC - The Bootlegger Factory Flats Adaptive Reuse	23,000	Contribution
00074	Tampa JCC & Federation Inc. - Homer W. Hesterly Armory Tower	12,750	Contribution
00076	The Chiselers - Tampa Bay Hotel/Sealing the Envelope, Minaret	37,500	Contribution
00078	The Italian Club Building - Preservation of Ybor City's Historic Gem: L'Unione Italiana	80,900	Contribution
00079	The Victory Ship - American Victory Guest Experience Enhancement Project	2,300	Contribution
	Total Funding FY16	**$594,096**	
	FY17 - Only Cycle		
00081	Tampa Bay History Center - Touchton Library / Florida Center for Cartographic Education	$95,000	Contribution
00082	Centro Espanol - Improvements to the Old Cemetery	82,000	Contribution
00083	CMJ Centro Ybor - Renovation of Centro Ybor	83,000	Contribution
00084	Historical Seminole - 5135 and 5137 North Florida Avenue	40,046	Contribution
00085	Cuban Club Foundation - Building Stabilization Phase III	250,000	Contribution
00086	Dream Center of Tampa - Gymnasium Complex Phase III	29,250	Contribution
00087	Hillsborough Lodge No. 25 Free Masons - Lodge Door Restoration Phase II	2,830	Contribution
00088	Lions Eye Institute - Lozano Building Restoration Phase IV	250,000	Contribution
00089	St. Paul Lutheran Church - Church Restoration Project Phase III	37,378	Contribution
00090	8 Count Productions - Renovating The Rialto Phase II	68,100	Contribution
	Total Funding FY17	**$937,604**	
	FY18 - Only Cycle		
00091	The Victory Ship - American Victory Guest Experience Enhancement Project Phase III	$4,757	Contribution
00092	Tampa Bay History Center - Touchton Library / Florida Center for Cartographic Education Phase II	44,944	Contribution
00093	CMJ Centro Ybor - Renovation of Centro Ybor Phase II	99,500	Contribution
00094	Cuban Club Foundation - Cuban Club Roofing Systems Restoration Project	250,000	Contribution
00095	Lions Eye Institute - Lozano Building Restoration Phase V	137,855	Contribution
00096	Tampa Crossroads - Rose Manor Women’s Home Phase II	4,371	Contribution
00098	Heritage Cornerstone Property LLC - Termite Remediation in downtown Plant City	6,000	Contribution
00099	Design Styles Architecture - DSA Design Center Restoration/Renovation	99,413	Contribution
00100	The Chiselers - Securing the Foundation for the Future	99,500	Contribution

GOVERNMENT FACILITIES PROGRAM MASTER PROJECTS

Sub-Project #	Sub-Project Title	Cost Estimate	Estimated Completion Date
00101	Centro Asturiano - Security and Safety Project	3,356	Contribution
00102	Temple Terrace Golf & Country Club - Irrigation Restoration & Grounds Rehabilitation Phase II	50,009	Contribution
	Total Funding FY18	**$799,705**	
	FY19 - Only Cycle		
00103	The Victory Ship - American Victory Guest Experience Enhancement Project Phase IV	$15,281	Contribution
00104	Tampa Bay History Center - Jackson House Virtual Re-Creation/Central Ave Exhibit	70,000	Contribution
00105	Ybor City Museum Soc - Tampa Baseball Museum at Al Lopez House	99,462	Contribution
00106	Hillsborough Fire Museum Foundation - Fire Truck Restoration	4,735	Contribution
00107	CMJ Centro Ybor - Renovation of Centro Ybor Phase III	78,500	Contribution
00108	The Chiselers - Securing the Foundation for the Future Phase II	84,854	Contribution
00110	Tampa Theatre - Auditorium Forensic Paint Analysis and Furnishings Condition Assessment	8,425	Contribution
00111	PGCF LLC - Perfecto Garcia Cigar Factory Revitalization Project	99,900	Contribution
00113	BS ONE LLC - Ybor City Gulf Millwork & Fixture Building Restoration	56,500	Contribution
00114	JC Newman Cigar Company - Making El Reloj Accessible	125,000	Contribution
00116	NCJ Investment Company - The Ritz Exterior Rehabilitation Project	90,127	Contribution
00117	German American Tampa - German American Club Rehabilitation Project	250,000	Contribution
	Total Funding FY19	**$982,784**	
	FY20 - Only Cycle		
00119	Ybor City Museum Soc. - Buildings Alive 10th Anniversary Virtual Tour	$5,972	Contribution
00120	CMJ Centro Ybor - Renovation of Centro Ybor Phase IV	35,000	Contribution
00121	The Chiselers - Lightning Protection Project	24,125	Contribution
00122	JC Newman Cigar Company - Restoring El Reloj	101,040	Contribution
00123	Friends of Union Station - Tampa Union Station Baggage Building Upgrades	91,806	Contribution
00124	The Victory Ship - Boiler and Auxiliary Systems Repair/Upgrade	37,500	Contribution
00126	Hillsborough Education Foundation -- Centro Espanol of West Tampa Preservation	23,000	Contribution
00127	Centro Asturiano de Tampa - North side tuck point, repair & replace cracked brick, re-caulk doors	91,625	Contribution
00128	Temple Terrace Golf & Country Club - Irrigation System Replacement	99,900	Contribution
00129	Serendipity Productions LLC - Giddens/Cuerra Repairs 2020	41,234	Contribution

Sub-Project #	Sub-Project Title	Cost Estimate	Estimated Completion Date
00130	8 Count Productions - Rialto Theater Mezzanine	60,000	Contribution
00131	Cuban Club Foundation - Ballroom Hurricane Mitigation/Column 13 Structural Repair	70,924	Contribution
00132	Seminole Heights United Methodist Church - Property Improvement Project	42,190	Contribution
00133	407 East LLC; 6108 North LLC; 6116 North LLC - Central and Hanna Avenues Rehabilitation	70,000	Contribution
00134	St. James House of Prayer Episcopal Church - Illumination and Stabilization for Vitalization	41,335	Contribution
00135	St. Paul Lutheran Church - Snyder Building Roof Restoration	35,010	Contribution
	Total Funding FY20	**$870,661**	
	FY21 - Only Cycle		
00137	The Victory Ship, Inc. - US Coast Guard Mandated Inspection/Maintenance	$99,900	Contribution
00138	AIA Tampa Bay - Center for Architecture & Design Phase 2	35,325	Contribution
00139	First United Methodist Church of Plant City - Rehabilitation Project	86,000	Contribution
00144	Tampa Bay History Center - Cuban Pathways Exhibition	22,500	Contribution
00145	The Centre for Women, Inc. - Taliaferro House Rehabilitation	32,120	Contribution
00146	Historical Seminole Heights Property, LLC - 5135-5137 N. Florida Ave. Carriage House Rehab	23,250	Contribution
00148	East 7th Avenue LLC - Rehabilitation of 1514 E. 7th Avenue	30,500	Contribution
00150	Centro Asturiano de Tampa, LLC - Roof Replacement Project	98,775	Contribution
00151	Tampa Downtown Partnership - Preserving Historic Franklin Street	26,093	Contribution
00153	RISE Tampa Foundation - Marjorie Park Marina Gatehouse Rehabilitation	37,343	Contribution
00155	CCI Holdings, LLC - 5310 N Central Ave. Commercial Office Building Restoration	13,873	Contribution
00156	Michael A. Murphy - Ybor City Storefront Rehabilitation	20,000	Contribution
00157	Frank de la Grana - Balcony and Window Project	28,833	Contribution
	Total Funding FY21	**$554,512**	
	FY22 - Only Cycle		
00160	Domar Investors LLC - Ybor Historic Building Wall Restoration	$44,988	Contribution
00161	Reaves & Tiozzo - 2501 Armenia Rehab	57,762	Contribution
00162	Laurie Rodriguez - Ybor Bungalow Repair & Restoration	58,190	Contribution
00163	First Presbyterian Church of Plant City - Church Rehabilitation	68,552	Contribution
00165	Mark S. Koert - Rehabilitation of 408 E. 7th Avenue - Phase I	99,900	Contribution

GOVERNMENT FACILITIES PROGRAM MASTER PROJECTS

Sub-Project #	Sub-Project Title	Cost Estimate	Estimated Completion Date
00166	PGCF LLC - Perfecto Garcia Cigar Factory Renovation	58,794	Contribution
00167	JC Newman Cigar Company - Sanchez Y Haya Real Estate Building	138,250	Contribution
00168	First United Methodist Church of Plant City - Phase II	82,960	Contribution
00169	Heights 1 Group LLC - Central and Hanna Avenues	22,750	Contribution
00170	Cuban Club Foundation - 3rd Floor Window & Column 13 Stabilization	145,547	Contribution
00171	CMJ Centro Ybor LLC - Centro Ybor North Building Rehab-Phase II	71,861	Contribution
00172	East 7th Avenue LLC - Rehabilitation of 1514 E. 7th Avenue-Phase II	71,861	Contribution
00173	Ybor City Holdings LLC - Broadway Bar Rehabilitation	38,640	Contribution
00175	Historical Seminole Heights LLC - Property Rehab and Repair	45,406	Contribution
	Total Funding FY22	**$1,005,461**	
	FY23 - Only Cycle		
00176	Tampa Downtown Partnership - Franklin Corridor Pres Plan	$26,062	Contribution
00177	Danger Properties LLC - Sulphur Springs Theater	90,000	Contribution
00178	GFWC BJWC Inc - 129 N Moon Roof Repair	6,500	Contribution
00179	Providence Baptist Church - Original Sanctuary Restoration	69,903	Contribution
00180	SanMarten LLC - Y Pendas and Alvarez Cigar Factory	127,250	Contribution
00182	Citizens for the Old Lutz School Building, Inc. - Window Replacement	5,000	Contribution
00183	Design Styles Development Inc - Envelope Reconstruction	57,003	Contribution
00184	First Presbyterian Church of Plant City - FPC Plant City Rehab	99,500	Contribution
00185	First United Methodist Church of Plant City - Phase III	99,500	Contribution
00186	JC Newman Cigar Co - Restoring Sanchez y Haya	250,000	Contribution
00187	The Centre for Women Inc - Taliaferro House Rehab	17,025	Contribution
00188	The University of Tampa - Future Phase 3	200,000	Contribution
00189	The Victory Ship Inc - ADA Vertical Lift	30,056	Contribution
00190	Ybor Bungalow Adventure LLC - Ybor Bungalow Restoration	99,999	Contribution
	Total Funding FY23	**$1,177,798**	

GOVERNMENT FACILITIES PROGRAM MASTER PROJECTS

Sub-Project #	Sub-Project Title	Cost Estimate	Estimated Completion Date
	FY24 - Only Cycle		
00191	Speak Up Tampa Bay - Hillsborough Heritage Explorations	$30,000	Contribution
00193	Saint John's Parish, Incorporated - Restoring Sacred Spaces - Bell Tower	99,999	Contribution
00194	Embarc Collective Tampa Bay - Roof Improvements for Embarc Collective	75,000	Contribution
00195	Citizens for the Old Lutz School Building - 2024 Window Project	10,000	Contribution
00196	Danger Properties, LLC. - Springs Theater Restoration ADA Project	72,132	Contribution
00197	de la Grana Properties, LLC. - Storefront Restoration & Brick Stabilization/Restoration	50,499	Contribution
00198	Domar Investors, LLC. - Balcony Restoration and North Facade Restoration	29,225	Contribution
00199	First Presbyterian Church of Plant City - Church Renovation	99,500	Contribution
00200	GFWC BJWC Inc - 129 N Moon Ave. Wood Shingles and Windows Repair	2,356	Contribution
00201	Hillsborough Lodge No. 25 Free and Accepted Masons of Florida - Roof Replacement	57,761	Contribution
00202	J.C. Newman Cigar Co. - Brick Repointing and Facade Restoration	149,290	Contribution
00203	Macfarlane Building, LLC. - Macfarlane Building Historic Rehabilitation	99,999	Contribution
00204	The University of Tampa & Chiselers - Foundation for the Future Phase 4	175,000	Contribution
00205	The Victory Ship, Inc. - Weather Protection and Improvement	9,911	Contribution
00206	Ybor Bungalow Adventure, LLC. - ADA Accessibility, Retaining Wall, Other Improvements	64,829	Contribution
00207	Ybor Nuccio, LLC. dba Casa Ybor - 1521 E 7th Avenue	74,999	Contribution
	Total Funding FY24	**$1,100,500**	
	FY 25 - Only Cycle		
00208	Friends of Ybor, Inc. - Ybor's Path to World Heritage	$33,500	Contribution
00209	Timberly Trust, Inc. - Preserving the Past, Sharing the Story: Digital Stewardship of the Moseley Homeste	6,327	Contribution
00210	Tampa Bay Community Network - Hillsborough Heritage Explorations: Timeless Legacies	60,000	Contribution
00211	Black Orchid & Co., LLC - Renovation of the Nieto-Fuente Building	81,135	Contribution
00212	International Longshoremen’s Assoc. - Roof Replacement, Window Renovation, and Other Services	99,500	Contribution
00213	Tampa Firefighter's Museum Inc. - Historic Preservation and Restoration	50,490	Contribution
00214	Turbodog Holdings LLC - Roof Replacement, Façade Work, and Other Services	99,999	Contribution
00215	Black Horse Studio Holdings LLC - Roof Replacement	116,585	Contribution
00216	Centro Asturiano de Tampa, Inc. - Historical Cantina Renovation - Salon Allegra	99,000	Contribution
00217	Citizens for the Old Lutz School Building, Inc. - Window Restoration 2025	10,000	Contribution

GOVERNMENT FACILITIES PROGRAM MASTER PROJECTS

Sub-Project #	Sub-Project Title	Cost Estimate	Estimated Completion Date
00218	First Presbyterian Church of Plant City - Plant City First Presbyterian Church Phase 4	50,000	Contribution
00219	Italian Club Building & Cultural Trust Fund, Inc. - Italian Club of Tampa Renovation	250,000	Contribution
00220	PGCF LLC - Perfecto Garcia Cigar Factory	99,900	Contribution
00221	SanMarten, LLC - Y. Pendas and Alvarez Cigar Factory Restoration	58,000	Contribution
00222	Tampa Realistic Artists Incorporated - Re-siding and Window Renovation	26,500	Contribution
00223	The University of Tampa & Chiselers - Foundation for the Future Phase 5	250,000	Contribution
	Total Funding FY 25	**$1,390,936**	
	Grand Total Funding Through FY 25 - Historic Preservation Matching Fund Program	**$13,053,748**	
	Items Transferred to Project C77795000 Ybor Historical Buildings Preservation		
00085	Cuban Club Foundation - Building Stabilization Phase III	($250,000)	
00069	Cuban Club Foundation - Building Stabilization	(147,000)	
	Adjusted Grand Total Funding - Historic Preservation Matching Fund Program	**$12,656,748**	
	Total appropriated through FY 26	$14,413,600	
	Available Balance	$1,756,852	
00136	Less FY 20 Jackson House Contribution	($250,000)	
00136	Less FY 21 Jackson House Contribution	($250,000)	
	Total Available for Future Awards	$1,256,852	
	Future planned allocations (FY 27- FY 31)	$5,000,000	
	Total - Historic Preservation Matching Fund Program	**$19,413,600**	

GOVERNMENT FACILITIES PROGRAM MASTER PROJECTS

Sub-Project #	Sub-Project Title	Cost Estimate	Estimated Completion Date
C77710000 - Indoor Air Quality Measures / Environmental Remediation			
TBD	Ongoing environmental remedation as facilities are identified	TBD	TBD
	Sub Total	$0	
	Completed Subprojects Prior to FY 25	$1,036,531	
	Available for Future Projects*	$493,469	
	Total Indoor Air Quality Measures / Environmental Remediation	**$1,530,000**	
	Master Program funding set aside for as needed funding for Indoor Air Quality and Environmental Remediation		
C77916000 - Parking Garage Door Replacement and Repairs (R3M)			
TBD	Edgecomb Parking Garage Door Replacement & Repairs	$50,000	Sep-25
TBD	County Center Parking Garage Door Replacement & Repairs	75,000	Sep-25
TBD	Pierce Parking Garage Door Replacement & Repairs	75,000	Sep-25
TBD	Twiggs Parking Garage Door Replacement & Repairs	50,000	Sep-25
	Sub Total	$250,000	
	Completed Subprojects Prior to FY 25	$0	
	Available for Future Projects	$0	
	Total Parking Garage Door Replacement and Repairs (R3M)	**$250,000**	
C70000000 - Public Art Program			
	Various projects - see separate schedule in this section	$2,360,673	Ongoing
	Sub Total	$2,360,673	
	Completed Subprojects Prior to FY 25	$4,448,863	
	Available for Future Projects	$200,000	
	Total Public Art Program	**$7,009,536**	
C77857000 - Security Enhancements at County Facilities			
00001	Security Enhancements - County Center Bldg	$1,997,562	TBD
00014	Veterans Memorial Park	9,092	Mar-25
00016	Pet Resource Center	206,228	Dec-24
00018	Lutz Senior Center	20,143	Jan-25

GOVERNMENT FACILITIES PROGRAM MASTER PROJECTS

Sub-Project #	Sub-Project Title	Cost Estimate	Estimated Completion Date
00019	Brandon Senior Center	24,833	Dec-24
00020	Williams Park Boat Ramp	50,000	Mar-26
00021	Victor Crist Community Center	128,000	Dec-26
00022	CELM Admin Offices and Compound	125,000	Jan-27
	Sub Total	$2,560,858	
	Completed Subprojects Prior to FY 25	$1,200,953	
	Available for Future Projects	$3,663,189	
	Total Security Enhancements at County Facilities	**$7,425,000**	
C77889000 - Solar Projects Various Buildings Phase 2			
00001	Solar Building Ph2 - Falkenburg Warehouse	$1,301,000	Mar-28
	Sub Total	$1,301,000	
	Completed Subprojects Prior to FY 25	$0	
	Available for Future Projects	$649,000	
	Total Solar Projects Various Buildings Phase 2*	**$1,950,000**	
	* Anticipate additional grant during FY 26 to cover funding shortall		
C77912000 - Unincorporated Flooring Replacement (R3M)			
TBD	New sub-projects will be added as they are identified	TBD	TBD
	Sub Total	$0	
	Completed Subprojects Prior to FY 25	$0	
	Available for Future Projects	$200,000	
	Total Unincorporated Flooring Replacement (R3M)	**$200,000**	
C77947000 - Unincorporated HVAC Replacements (R3M)			
TBD	New sub-projects will be added as they are identified	TBD	TBD
	Sub Total	$0	
	Completed Subprojects Prior to FY 25	$0	
	Available for Future Projects	$1,000,000	
	Total Unincorporated HVAC Replacements (R3M)	**$1,000,000**	

GOVERNMENT FACILITIES PROGRAM MASTER PROJECTS

Sub-Project #	Sub-Project Title	Cost Estimate	Estimated Completion Date
C77869000 - Unincorporated Painting Multiple Buildings (R3M/Facilties)			
00004	Vance Vogel Complex Painting	$85,000	Sep-25
00006	Westchase Rec Int/Ext Painting	63,969	Sep-25
00010	Progress Village Int/Ext Painting	35,973	Sep-25
	Sub Total	$184,942	
	Completed Subprojects Prior to FY 25	$420,732	
	Available for Future Projects	$294,326	
	Total Unincorporated Painting Multiple Buildings (R3M/Facilties)	**$900,000**	
C77868000 - Unincorporated Parking Lot & Pavement Renovations (R3M/Facilties)			
00018	Fire Station #06 Henderson Parking Parking Lot Repave	$55,660	Sep-25
00014	Fire Station #31 Memorial Repave	55,000	Sep-25
TBD	Fire Station #40 Chapman Geotechnical Repairs/Repave	85,000	Sep-25
TBD	West Park Parking Lot Repave	60,000	Sep-25
	Sub Total	$255,660	
	Completed Subprojects Prior to FY 25	$1,448,991	
	Available for Future Projects	$695,349	
	Total Unincorporated Parking Lot & Pavement Renovations (R3M/Facilties)	**$2,400,000**	
CM13000000 - Unincorporated R3M Program (R3M/Facilties)			
	Various projects - see separate schedule in this section	$3,323,562	Various
	Sub Total	$3,323,562	
	Completed Subprojects Prior to FY 25	$17,118,781	
	Available for Future Projects	$11,331,024	
	Total Unincorporated R3M Program (R3M/Facilties)	**$31,773,367**	

LIBRARY SERVICES PROGRAM MASTER PROJECTS

Sub-Project #	Sub-Project Title	Cost Estimate	Estimated Completion Date
C76040000 -John Germany (Main Library) Various Improvements			
TBD	Ongoing improvements at John Germany Library	TBD	TBD
	Sub Total	$0	
	Completed Subprojects Prior to FY 25	$1,724,778	
	Available for Future Projects*	$375,222	
	Total John Germany (Main Library) Various Improvements	**$2,100,000**	
	***Set aside on an as needed basis**		
C76041000 - Land Acquisition for Future Library Projects*			
TBD	Land acquired as parcels are identified	TBD	TBD
	Sub Total	$0	
	Completed Subprojects Prior to FY 25	$0	
	Available for Future Projects*	$1,408,586	
	Total Land Acquisition for Future Library Projects	**$1,408,586**	
	***Master Program funding set aside for as needed funding for future land acquisitions.**		
C76029000 - Landscape Renovation at Various Libraries			
TBD	New sub-projects will be added as they are identified	TBD	TBD
	Sub Total	$0	
	Completed Subprojects Prior to FY 25	$1,529,939	
	Available for Future Projects	$420,061	
	Total Landscape Renovation at Various Libraries	**$1,950,000**	
C76043000 - Libraries Safety and Security Upgrades (Library/Facilities)			
00002	South Shore Library	$86,703	Jan-26
00005	Thonotosassa Library	7,235	Dec-25
00009	Jimmie B Keel Library	125,187	Jul-27
00013	Technical Services	795	Dec-25
00014	University Area Community Library	74,135	Dec-25
00016	Ruskin Library	37,507	Mar-26
00017	Bloomingdale Regional Library	112,170	Mar-25

LIBRARY SERVICES PROGRAM MASTER PROJECTS

Sub-Project #	Sub-Project Title	Cost Estimate	Estimated Completion Date
00018	Brandon Regional Library	7,020	Dec-25
00019	Egypt Lake Partnership Library	32,020	Dec-26
00023	Maureen B Gauzza Library	117,020	Jul-26
00024	New Tampa Regional Library	88,153	Oct-24
00025	Port Tampa Library	47,020	Mar-27
00026	Seffner Mango Library	67,020	Sep-26
00028	C Blythe Andrews Jr Library	33,314	Jun-27
	Sub Total	$835,300	
	Completed Subprojects Prior to FY 25	$860,913	
	Available for Future Projects	$453,787	
	Total Libraries Safety and Security Upgrades	**$2,150,000**	
CM14000000 - Library R3M Program (R3M/Facilities)			
	Various projects - see separate schedule in this section	$1,026,440	Ongoing
	Sub Total	$1,026,440	
	Completed Subprojects Prior to FY 25	$4,206,983	
	Available for Future Projects	$2,055,631	
	Total Library R3M Program	**$7,289,054**	
C76046000 - Restroom Renovations at Various Libraries			
00001	Bloomingdale Library	$581,166	Feb-27
00002	Jan Platt Library	850,000	Dec-27
00004	Maureen Gauzza Library	736,617	Feb-27
00005	New Tampa Library	792,880	Feb-27
00006	Library Technical Services	8,761	Dec-27
00007	Seffner Mango Library	730,000	Feb-27
00008	Southshore Library	710,497	Oct-27
	Sub Total	$4,409,921	
	Completed Subprojects Prior to FY 25	$336,585	
	Available for Future Projects	$3,494	
	Total Restroom Renovations at Various Libraries	**$4,750,000**	

LIBRARY SERVICES PROGRAM MASTER PROJECTS

Sub-Project #	Sub-Project Title	Cost Estimate	Estimated Completion Date
C76054000 - Roof Replacement Various Libraries			
00001	Jann Platt	$500,000	Sep-27
00002	Maureen Gauzza	300,000	Sep-26
	Sub Total	$800,000	
	Completed Subprojects Prior to FY 25	$0	
	Available for Future Projects	$0	
	Total Roof Replacement Various Libraries	**$800,000**	
C76056000 - Shelving and Flooring Various Libraries			
00001	Bloomingdale	$500,000	TBD
00002	Jimmie B Keel	600,000	TBD
00003	Maureen Gauzza	500,000	TBD
00004	Seffner Mango	400,000	TBD
00005	Seminole Heights	500,000	TBD
	Sub Total	$2,500,000	
	Completed Subprojects Prior to FY 25	$0	
	Available for Future Projects	$0	
	Total Shelving and Flooring Various Libraries	**$2,500,000**	

Sub-Project #	Sub-Project Title	Cost Estimate	Estimated Completion Date
C83679000 - Athletic Facilities Batting Cage Renovations (R3M)			
00002	Vance Vogel	$32,887	Sep-25
00003	Larry Sanders	23,534	Sep-25
00004	North Brandon	30,000	Sep-25
00005	Fishhawk	101,007	Sep-25
00006	Citrus Park	4,491	Sep-25
00007	Northlakes	16,419	Sep-25
00008	Keystone	30,000	Sep-25
00009	West Park	37,850	Sep-25
	Sub Total	$276,188	
	Completed Subprojects Prior to FY 25	$0	
	Available for Future Projects	$123,812	
	Total Athletic Facilities Batting Cage Renovations (R3M)	**$400,000**	
C83698000 - Athletic Facilities Minor Renovations (R3M)			
TBD	New sub-projects will be added as they are identified	TBD	TBD
	Sub Total	$0	
	Completed Subprojects Prior to FY 25	$0	
	Available for Future Projects	$200,000	
	Total Athletic Facilities Minor Renovations (R3M)	**$200,000**	
C83697000 - Athletic Facilities Safety Netting Replacement (R3M)			
TBD	New sub-projects will be added as they are identified	TBD	TBD
	Sub Total	$0	
	Completed Subprojects Prior to FY 25	$163,746	
	Available for Future Projects	$36,254	
	Total Athletic Facilities Safety Netting Replacement (R3M)	**$200,000**	

PARKS PROGRAM MASTER PROJECTS

Sub-Project #	Sub-Project Title	Cost Estimate	Estimated Completion Date
C83671000 - Boardwalk Replacement - Various Location			
00001	John B. Sargeant Park	$1,073,000	May-26
00002	Lettuce Lake Park	3,895,000	Oct-26
00003	Williams Boat Ramp	326,858	Dec-26
	Sub Total	$5,294,858	
	Completed Subprojects Prior to FY 25	$98,142	
	Available for Future Projects	$0	
	Total Boardwalk Replacement - Various Location	**$5,393,000**	
CM15000000 - Boating Improvement R3M Program (R3M/Facilties)			
TBD	Various projects - see separate R3M schedule in this section	$316,032	Various
	Sub Total	$316,032	
	Completed Subprojects Prior to FY 25	$326,798	
	Available for Future Projects	$75,142	
	Total Boating Improvement R3M Program	**$717,972**	
C83694000 - CELM ADA Hardscape Upgrades and Improvements			
TBD	New sub-projects will be added as they are identified	TBD	TBD
	Sub Total	$0	
	Completed Subprojects Prior to FY 25	$35,409	
	Available for Future Projects	$364,591	
	Total CELM ADA Hardscape Upgrades and Improvements	**$400,000**	
C83681000 - CELM Fencing Replacement (R3M)			
TBD	Ongoing fencing replacement work	TBD	TBD
	Sub Total	$0	
	Completed Subprojects Prior to FY 25	$299,360	
	Available for Future Projects	$100,640	
	Total CELM Fencing Replacement (R3M)	**$400,000**	

PARKS PROGRAM MASTER PROJECTS

Sub-Project #	Sub-Project Title	Cost Estimate	Estimated Completion Date
C83680000 - CELM Hardscape Replacements (R3M)			
00001	Various Locations	$167,405	Various
	Sub Total	$167,405	
	Completed Subprojects Prior to FY 25	$117,377	
	Available for Future Projects	$115,218	
	Total CELM Hardscape Replacements (R3M)	**$400,000**	
C83704000 - CELM Parks Amenities Improvements			
TBD	New sub-projects will be added as they are identified	TBD	TBD
	Sub Total	$0	
	Completed Subprojects Prior to FY 25	$0	
	Available for Future Projects	$350,500	
	Total CELM Parks Amenities Improvements	**$350,500**	
C83645000 - Concrete Flatwork/Park Sidewalk & Hardscape Repairs (R3M)			
TBD	New sub-projects will be added as they are identified	TBD	TBD
	Sub Total	$0	
	Completed Subprojects Prior to FY 25	$1,005,457	
	Available for Future Projects	$394,543	
	Total Concrete Flatwork/Park Sidewalk & Hardscape Repairs	**$1,400,000**	
C83320000 - Conservation Park Road Repaving -Lithia Medard Lettuce (R3M)			
00002	Medard Park	$825,426	Sep-25
	Sub Total	$825,426	
	Completed Subprojects Prior to FY 25	$765,310	
	Available for Future Projects	$409,264	
	Total Conservation Park Road Repaving -Lithia Medard Lettuce (R3M)	**$2,000,000**	

PARKS PROGRAM MASTER PROJECTS

Sub-Project #	Sub-Project Title	Cost Estimate	Estimated Completion Date
C83278000 - Countywide Park Impact Fee Enhancements			
00033	West Park Improvements	$566,675	Mar-27
00043	New South County Regional Park	50,000	TBD
00048	Palm River Park Improvements	78,000	Oct-25
00050	Emanuel P. Johnson Park Splash Pad	211,000	Dec-24
00051	Winston Park Splash Pad	204,795	Feb-26
00052	Balm Park Pickleball Courts	1,320,000	Jun-26
00054	Northlakes Park Pickleball Courts/Shade Cover	160,000	Oct-24
00055	Mango Park Pickleball Courts	70,000	Jan-26
00056	Branchton Park Improvements/Shade Covers	175,000	Jun-26
00058	Progress Village Improvements	150,000	Mar-27
	Sub Total	$2,985,470	
	Completed Subprojects Prior to FY 25	$7,855,636	
	Available for Future Projects	$5,598,867	
	Total Countywide Park Impact Fee Enhancements	**$16,439,973**	
C83668000 - ELAPP Site Access Management and Safety Improvements			
00001	Elapp Site Access Triple Creek	$429,618	TBD
00003	Elapp Site Access Balm Boyette Nature Scrub	165,602	TBD
00004	Elapp Site Access Apollo Beach Nature Preserve	6,000	TBD
00005	Elapp Site Access Park Camp Bayou	117,970	TBD
00006	Elapp Site Access Alafia Scrub Nature Preserve	261,948	TBD
00007	Elapp Site Access Fishhawk Trailhead	34,386	TBD
00008	Elapp Site Access Bullfrog Creek Pedestrian Bridge	51,896	TBD
	Sub Total	$1,067,420	
	Completed Subprojects Prior to FY 25	$20,788	
	Available for Future Projects	$4,911,792	
	Total ELAPP Site Access Management and Safety Improvements	**$6,000,000**	

PARKS PROGRAM MASTER PROJECTS

Sub-Project #	Sub-Project Title	Cost Estimate	Estimated Completion Date
C89900000 - Jan K Platt (ELAPP) Property Acquisition Capital Project *		**$126,109,664**	
	https://www.hillsboroughcounty.org/en/residents/recreation-and-culture/conservation/elapp		
	* Please refer to this website for a list of potential ELAPP acquistion and restoration projects		
C89200000 - Jan K Platt (ELAPP) Property Restoration Capital Project *		**$46,549,447**	
	https://www.hillsboroughcounty.org/en/residents/recreation-and-culture/conservation/elapp		
	* Please refer to this website for a list of potential ELAPP acquistion and restoration projects		
C83306000 Parks ADA Safety Improvements			
TBD	Ongoing ADA Improvements as sites are identified	TBD	TBD
	Sub Total	$0	
	Completed Subprojects Prior to FY 25	$2,693,372	
	Available for Future Projects	$4,182,008	
	Total Parks ADA Safety Improvements	**$6,875,380**	
C83318000 - Parks Playground Replacements (R3M)			
00015	Brandon	$355,033	Sep-25
00016	All Persons Rotory	250,000	Sep-26
00021	Bealsville	199,171	Sep-25
00022	Upper Tampa Bay	550,000	Sep-25
	Sub Total	$1,354,204	
	Completed Subprojects Prior to FY 25	$4,114,710	
	Available for Future Projects	$1,681,086	
	Total Parks Playground Replacements (R3M)	**$7,150,000**	

PARKS PROGRAM MASTER PROJECTS

Sub-Project #	Sub-Project Title	Cost Estimate	Estimated Completion Date
C83646000 - Park Septic System Rehabilitation (R3M)			
00001	Northlakes Tennis Restroom Sanitary Lift Station	$428,184	Sep-25
TBD	Progress Village	250,000	Sep-25
TBD	Bloomingdale Little League	20,000	Sep-25
	Sub Total	$698,184	
	Completed Subprojects Prior to FY 25	$0	
	Available for Future Projects	$401,816	
	Total Park Septic System Rehabilitation	**$1,100,000**	
C83300000 Parks Tree Restoration Project			
TBD	Ongoing tree restoration as sites are identified.	TBD	Ongoing
	Sub Total	$0	
	Completed Subprojects Prior to FY 25	$4,149,194	
	Available for Future Projects	$3,848,806	
	Total Parks Tree Restoration Project	**$7,998,000**	
C83672000 - Pickleball Complexes - ARP Act Revenue Recovery Funds			
00003	Balm Park	$653,189	Jan-26
00006	Northlakes Park	802,688	Oct-24
00007	Mango Park	723,372	Jun-25
	Sub Total	$2,179,249	
	Completed Subprojects Prior to FY 25	$820,751	
	Available for Future Projects	$0	
	Total Pickleball Complexes - ARP Act Revenue Recovery Funds	**$3,000,000**	

PARKS PROGRAM MASTER PROJECTS

Sub-Project #	Sub-Project Title	Cost Estimate	Estimated Completion Date
C83683000 - Public Access and Trailheads for ELAPP			
00001	Rocky Creek Trails Nature Preserve	$174,826	Jul-25
00002	Triple Creek Nature Preserve	425,174	Apr-25
	Sub Total	$600,000	
	Completed Subprojects Prior to FY 24	$0	
	Available for Future Projects	$0	
	Total Public Access and Trailheads for ELAPP	**$600,000**	
C83648000 - Sports Lighting Replacement (R3M)			
00003	JC Handley	$1,219,255	Sep-25
00004	Northdale	107,655	Sep-25
00006	Town & Country	386,082	Sep-25
00008	Oscar Cooler	2,250,000	Sep-26
	Sub Total	$3,962,992	
	Completed Subprojects Prior to FY 25	$2,660,065	
	Available for Future Projects	$9,376,943	
	Total Sports Lighting Replacement (R3M)	**$16,000,000**	
C83692000 - Sports Complexes Improvements			
00001	Pinecrest Football Bleacher Cover	$35,125	Mar-25
00002	Southshore Sportsplex Scoreboards	50,000	Dec-25
	Sub Total	$85,125	
	Completed Subprojects Prior to FY 25	$0	
	Available for Future Projects	$1,514,875	
	Total Sports Complexes Improvements	**$1,600,000**	

PARKS PROGRAM MASTER PROJECTS

Sub-Project #	Sub-Project Title	Cost Estimate	Estimated Completion Date
C83301000 - Synthetic Turf Fields			
00007	Thonotosassa Sports Complex	$1,688,851	Feb-28
	Sub Total	$1,688,851	
	Completed Subprojects Prior to FY 25	$6,392,591	
	Available for Future Projects	$866	
	Total Synthetic Turf Fields	**$8,082,308**	
C83314000 - Tennis & Basketball Court Renovations and Replacement (R3M)			
00009	Turner Bartels	$182,800	Sep-25
00010	Country Place Court Replacement	213,760	Sep-25
00011	EL Bing Courts Replacements	249,283	Sep-25
	Sub Total	$645,843	
	Completed Subprojects Prior to FY 25	$1,241,432	
	Available for Future Projects	$577,725	
	Total Tennis & Basketball Court Renovations and Replacement (R3M)	**$2,465,000**	

SOLID WASTE ENTERPRISE PROGRAM MASTER PROJECTS

Sub-Project #	Sub-Project Title	Cost Estimate	Estimated Completion Date
C54065000 - Countywide Solid Waste Management Facilities R&R			
22001	NW - PUSH WALL/Resurface Floor hard concreate	$1,500,000	Sep-25
23003	SE Generator Replacement (2 units) Power Supply for Evaporator/Gas System/Mair	983,363	Dec-24
23008	SELF Cement Pad - Chemical Unloading	104,563	Dec-24
24002	SE Tank Inspect & Repair (Leachate Storage)	547,895	Dec-24
24003	SW Facility Maintenance - FY24	102,572	Dec-24
24004	NWTS Lighting	252,334	Dec-24
24005	SCTS Loading Chute & Steel Barrier	238,741	Dec-24
24006	SCTS High Strength Emory Top Floor Installation	405,212	Dec-24
24007	Alderman Ford Wall Repairs	242,240	Dec-24
25001	SCTS - Site Camera Upgrades	108,109	Jul-25
25002	SW Facility Maintenance - FY25	320,000	Dec-25
25003	NWTS - TS Roof - Clean, Paint, Galvanize Structural Members	477,323	Jul-25
25004	SCLF - Acid Tank Storage and Controls Upgrade	375,000	Jul-25
TBD	SC TRS Truss and Conduit Improvement - Cold Galvanize/Led lights	1,000,000	Dec-25
	Sub Total	$6,657,352	
	Completed Subprojects Prior to FY 25	$21,813,239	
	Available for Future Projects	$19,432,415	
	Total Countywide Solid Waste Management Facilities R&R	**$47,903,006**	
C54075000 - Resource Recovery Facility Improvements			
21001	RRF - Tile Wall Modifcation	$2,569,621	Jun-25
22001	RRF - Ash Separation System Improvement	244,712	Dec-25
22005	RRF - Security Upgrades	300,000	Dec-25
23001	RRF - FY23 SW System Development	55,000	Oct-24
25001	RRF - Administrative Entrance Improvements	253,561	Apr-25
TBD	RRF - FY24 Support Engineering Services	65,000	Dec-24
TBD	RRF - Reuse Pit Expansion / Trench Improvements	4,000,000	TBD
TBD	RRF - Pressure Part Improvements	2,000,000	TBD

SOLID WASTE ENTERPRISE PROGRAM MASTER PROJECTS

Sub-Project #	Sub-Project Title	Cost Estimate	Estimated Completion Date
TBD	RRF - SootBlower/On-Line Cleaning System Improvements	2,000,000	TBD
TBD	RRF Slipstick/Grizzly Conveyor Improvements	2,000,000	TBD
TBD	RRF - Facility Maintenance FY25	100,000	Dec-25
	Sub Total	$13,587,894	
	Completed Subprojects Prior to FY 25	$10,905,842	
	Available for Future Projects	$31,156,264	
	Total Resource Recovery Facility Improvements	**$55,650,000**	

STORMWATER PROGRAM MASTER PROJECTS

Sub-Project #	Sub-Project Title	Cost Estimate	Estimated Completion Date
C46143000 - Canal Dredging and Preventative Measures			
C46143100	Coastal Canal Grant Project	$100,000	Ongoing
C46143101	Bay Crest Park Special Taxing District Canal Dredging	175,000	Aug-25
	Sub Total	$275,000	
	Completed and Cancelled Subprojects Prior to FY 25	$0	
	Available for Future Projects	$317,414	
	Total Canal Dredging and Preventative Measures	**$592,414**	
C46142000 - Culvert Renewal & Replacement Program			
C46142001	Culvert Program Construction Engineering and Inspection	$5,861,757	Ongoing
C46142099	Jerry Smith Road Culvert Repair/Replacement	50,748	May-25
C46142132	8302 Dry Creek Dr Culvert Repair/Replacement	1,735,036	Apr-26
C46142144	Hickory Creek Blvd and John Moore Rd Culvert Repair/Replacement	174,779	TBD
C46142165	3911 Cooper Rd Culvert Repair/Replacement	135,929	Jun-25
C46142168	13455 Walter Hunter Rd Culvert Repair/Replacement	603,137	Dec-27
C46142199	13011 Tall Redwood Lane Culvert Repair/Replacement	473,698	Oct-27
C46142450	1535 14th Ave SE Culvert Repair/Replacement	440,280	May-26
C46142451	2005 Butch Cassidy Trail Culvert Repair/Replacement	610,824	Jun-26
C46142452	12026 Lenwood Drive Culvert Repair/Replacement	1,041,836	Mar-26
C46142453	1408 Butch Cassidy Trail Culvert Repair/Replacement	392,238	Jun-26
C46142455	1518 7th St SW Culvert Repair/Replacement	1,660,668	Jul-26
C46142456	1050 15th St SE Culvert Repair/Replacement	158,806	Aug-25
C46142457	8448 S 78th SW Culvert Repair/Replacement	490,981	Sep-27
C46142459	7003 Seabury Ct Culvert Repair/Replacement	309,739	Apr-26
C46142468	708 Kingston Court Culvert Repair/Replacement	124,797	Mar-25
C46142473	111 1st Ave NW Culvert Repair/Replacement	452,415	Mar-26
C46142490	303 4th Ave SE Culvert Repair/Replacement	462,813	Mar-26
C46142501	108 S Webb Rd Culvert Repair/Replacement	386,433	Dec-27

STORMWATER PROGRAM MASTER PROJECTS

Sub-Project #	Sub-Project Title	Cost Estimate	Estimated Completion Date
C46142502	8016 N. Habana Ave Culvert Repair/Replacement	383,482	Jun-26
C46142503	8512 N Armenia Ave Culvert Repair/Replacement	960,626	Jun-26
C46142504	7414 Chelsea St Culvert Repair/Replacement	995,102	Sep-27
C46142534	4808 Sydney Rd Culvert Repair/Replacement	344,691	Dec-27
C46142538	260 Van Gogh Cir Culvert Repair/Replacement	448,654	Feb-27
C46142544	700 W Bearss Ave Culvert Repair/Replacement	937,355	Oct-26
C46142545	18830 Gunn Hwy Culvert Repair/Replacement	753,687	Jul-26
C46142546	3436 Reynoldswood Rd Culvert Repair/Replacement	516,639	Jun-26
C46142547	102 Jeffrey Dr Culvert Repair/Replacement	1,239,143	Jun-26
C46142548	S 70th St and Tidewater Trl Culvert Repair/Replacement	443,122	Sep-26
C46142549	806 Ojai Ave Culvert Repair/Replacement	1,198,312	Apr-27
C46142550	3415 Holland Dr Culvert Repair/Replacement	726,822	May-25
C46142551	7816 Ridein Rd/Rideout/Tidewater Culvert Repair/Replacement	1,292,076	Jun-25
C46142552	609 McDonald Rd Culvert Repair/Replacement	384,703	Feb-25
C46142554	3003 W. Henry Ave Culvert Repair/Replacement	179,483	Apr-25
C46142558	1008 Canal St Culvert Repair/Replacement	322,552	May-25
C46142559	2401 Karen Dr Culvert Repair/Replacement	840,637	Jul-25
C46142562	2001 Lakewood Dr. Culvert Repair/Replacement	407,590	Nov-25
C46142564	13802 Shady Shore Dr Culvert Repair/Replacement	328,091	Feb-25
C46142565	7706 Symmes Rd Culvert Repair/Replacement	240,076	Jun-25
C46142566	7204 Creekwood Ct Culvert Repair/Replacement	352,760	May-25
C46142567	5688 W Crenshaw St Culvert Repair/Replacement	518,717	Jan-25
C46142568	6921 W. Hanna Ave Culvert Repair/Replacement	499,084	Jan-26
C46142569	16801 Morris Bridge Rd Culvert Repair/Replacement	723,381	Jun-25
C46142570	608 Ojai Ave Culvert Repair/Replacement	227,777	Jul-25
C46142572	1043 Shell Point Rd Culvert Repair/Replacement	711,982	Oct-25
C46142609	11228 Marlborough Dr Repair/Replacement	409,403	Mar-25
C46142610	4605 Garden Ln Culvert Repair/Replacement	547,180	Jun-25

STORMWATER PROGRAM MASTER PROJECTS

Sub-Project #	Sub-Project Title	Cost Estimate	Estimated Completion Date
C46142611	2205 Maydell Dr Culvert Repair/Replacement	77,000	TBD
C46142612	4228 Summerdale Dr Culvert Repair/Replacement	269,850	Sep-25
C46142613	11301 Waveland Way Culvert Repair/Replacement	576,123	Sep-25
C46142614	8834 Ashman Rd Culvert Repair/Replacement	486,944	Aug-25
C46142615	6424 Bob Head Rd Culvert Repair/Replacement	460,531	Jun-25
C46142620	11310 Orange Grove Dr Culvert Repair/Replacement	151,798	Dec-24
C46142625	5000 Lutz Lake Fern Rd Culvert Repair/Replacement	115,862	Dec-24
C46142626	7120 E Knights Griffin Rd Culvert Repair/Replacement	148,856	Nov-25
C46142627	2908 S Forbes Culvert Repair/Replacement	95,723	May-25
C46142628	3111 Orient Rd Culvert Repair/Replacement	187,978	Feb-25
C46142629	5301 Five Acre Rd Culvert Repair/Replacement	67,286	Dec-24
C46142630	13610 Diamond Head Dr Culvert Repair/Replacement	167,137	Dec-24
C46142631	16150 Armistead Ln Culvert Repair/Replacement	168,841	Dec-24
C46142632	13921 Gavin Rd Culvert Repair/Replacement	150,001	Feb-25
C46142633	840 Old Hopewell Rd Culvert Repair/Replacement	87,307	Jan-25
C46142634	10800 Bill Tucker Rd Culvert Repair/Replacement	217,901	May-25
C46142635	7908 Meadowcroft Pl Culvert Repair/Replacement	150,001	Dec-24
C46142636	12001 Hope Ln Culvert Repair/Replacement	264,081	May-25
C46142637	7924 W Pocahontas Ave Culvert Repair/Replacement	149,952	Mar-25
C46142638	908 Leonard Lee Rd Culvert Repair/Replacement	159,149	Dec-24
C46142639	6514 Winding Okas Dr Culvert Repair/Replacement	454,295	Jun-25
C46142640	501 Brooker Rd Culvert Repair/Replacement	174,038	Jan-25
C46142641	6805 W Hanna Ave Culvert Repair/Replacement	593,211	May-25
C46142642	8428 W Waters Ave Culvert Repair/Replacement	152,659	Sep-25
C46142643	8301 W Pocahontas Ave Culvert Repair/Replacement	230,843	Jan-26
C46142644	8505 Woodbridge Blvd Culvert Repair/Replacement	241,789	Dec-24
C46142645	1318 Sunfish Dr Culvert Repair/Replacement	246,048	Mar-25
C46142646	7601 Oakmoor Dr Culvert Repair/Replacement	190,369	Jul-25

STORMWATER PROGRAM MASTER PROJECTS

Sub-Project #	Sub-Project Title	Cost Estimate	Estimated Completion Date
C46142647	1803 Cape Bend Ave Culvert Repair/Replacement	185,000	Sep-25
C46142648	7221 W Linebaugh Ave Culvert Repair/Replacement	115,990	Jun-25
C46142649	5358 Durant Rd Culvert Repair/Replacement	132,180	Aug-25
C46142650	1718 Woodhaven Dr Culvert Repair/Replacement	357,673	Jul-25
C46142651	13801 N. 46th St Culvert Repair/Replacement	87,415	Aug-25
C46142652	9241 Brindlewood Dr Culvert Repair/Replacement	159,400	Aug-25
C46142653	604 Johnson Rd Culvert Repair/Replacement	205,615	May-25
C46142654	6703 Pemberton View Dr Culvert Repair/Replacement	112,660	Jun-25
C46142655	220 S. Wiggins Rd Culvert Repair/Replacement	198,030	Feb-25
C46142656	502 S. Wiggins Rd Culvert Repair/Replacement	227,730	Mar-25
C46142657	13607 Macintosh Rd. Culvert Repair/Replacement	505,310	Aug-25
C46142658	3109 27th Ave SE Culvert Repair/Replacement	140,835	Jun-25
C46142659	Riviera Dr & Augusta Dr Culvert Repair/Replacement	147,487	Oct-25
C46142660	97 19th Ave NW Culvert Repair/Replacement	97,055	Sep-25
C46142661	1510 Valley Forge Blvd Culvert Repair/Replacement	63,735	May-25
C46142662	3015 Bryan Rd Culvert Repair/Replacement	54,348	Aug-25
C46142663	105 E North Branch Rd Culvert Repair/Replacement	109,355	Sep-25
C46142664	10936 McMullen Rd Culvert Repair/Replacement	274,994	Oct-25
C46142665	127 Hickory Creek Dr Culvert Repair/Replacement	346,648	Jul-25
C46142666	15811 Hutchison Rd Culvert Repair/Replacement	374,473	Dec-25
C46142667	15735 Gardenside Ln Culvert Repair/Replacement	310,240	Oct-25
C46142668	5102 W Clifton St Culvert Repair/Replacement	446,498	Jun-25
C46142669	2201 Elise Marie Dr Culvert Repair/Replacement	175,119	Mar-25
C46142670	1617 E Keysville Rd Culvert Repair/Replacement	179,500	Sep-25
C46142671	533 Schuette Rd Culvert Repair/Replacement	253,234	May-25
C46142672	15304 Apache Dr Culvert Repair/Replacement	232,540	Oct-25
C46142673	5322 Miley Rd Culvert Repair/Replacement	167,260	Jun-25
C46142674	5827 Harvey Tew Rd Culvert Repair/Replacement	280,570	Aug-25

STORMWATER PROGRAM MASTER PROJECTS

Sub-Project #	Sub-Project Title	Cost Estimate	Estimated Completion Date
C46142675	909 Silver Palm Way	264,570	May-25
C46142676	7802 Nundy Ave Culvert Repair/Replacement	299,207	Nov-25
C46142677	1815 Allegheny Dr Culvert Repair/Replacement	156,060	Dec-25
C46142678	5801 Benjamin Center Dr PH II Culvert Repair/Replacement	1,598,696	May-25
C46142679	5801 Benjamin Center Dr Culvert Repair/Replacement	856,067	Jun-25
C46142680	17620 Bill Taylor Rd Culvert Repair/Replacement	65,396	Jul-25
C46142681	3903 Yellow Finch Ln Culvert Repair/Replacement	127,175	Aug-25
C46142682	11206 Donneymoor Dr Culvert Repair/Replacement	242,668	Sep-25
C46142683	139 Town N Country Greenway Culvert Repair/Replacement	243,400	Sep-25
C46142777	Annual Countywide Construction Replacement Program	104,679	Ongoing
C46142809	1430 Massaro Blvd Culvert Repair/Replacement	686,298	Sep-25
C46142851	456 W Columbus Dr. Culvert Repair/Replacement	152,203	Jan-25
C46142854	3906 Cragmont Dr. Culvert Repair/Replacement	480,282	Apr-25
C46142858	2716 Mock Orange Ct. Culvert Repair/Replacement	234,308	Feb-25
C46142859	2410 Tangerine Hill Ct. Culvert Repair/Replacement	89,141	Jan-25
C46142860	7527 Armand Cir. Culvert Repair/Replacement	155,996	May-25
C46142861	3335 Bruton Rd Culvert Repair/Replacement	168,109	Mar-25
C46142862	5709 Benjamin Center Dr Culvert Repair/Replacement	534,814	Jun-25
C46142863	601 Shady Nook Dr. Culvert Repair/Replacement	1,078,279	Jul-25
C46142864	19480 Grange Hall Loop Culvert Repair/Replacement	153,326	Feb-25
C46142865	3111 McGee Rd. Culvert Repair/Replacement	173,858	Mar-25
C46142866	7810 Krycul Ave Culvert Repair/Replacement	161,000	Apr-25
C46142867	5309 Thonotosassa Rd Culvert Repair/Replacement	238,000	Sep-25
C46142868	3924 Alafia Blvd Culvert Repair/Replacement	317,654	Sep-25
C46142869	12911 Shadow Run Blvd Culvert Repair/Replacement	369,357	Dec-25
C46142870	1305 Cherry Hills Dr Culvert Repair/Replacement	137,302	Jul-25
C46142871	8201 Franklin Rd Culvert Repair/Replacement	144,802	May-25
C46142872	N Himes Ave at W Humphrey St Culvert Repair/Replacement	176,398	Aug-25

STORMWATER PROGRAM MASTER PROJECTS

Sub-Project #	Sub-Project Title	Cost Estimate	Estimated Completion Date
C46142873	1002 Creek Bridge Rd Culvert Repair/Replacement	157,535	Sep-25
C46142874	10820 N Hubert Ave	115,210	Sep-25
C46142875	1418 Sydney Washer Rd	131,540	Oct-25
C46142876	10820 N Hubert Ave Outfall Culvert Repair/Replacement	127,000	Sep-26
C46142877	1011 Sago Palm Way Culvert Repair/Replacement	149,000	May-25
C46142878	1402 Jean Street Culvert Repair/Replacement	130,749	Dec-25
C46142879	S 54th St and 36th Ave S Culvert Repair/Replacement	103,465	Aug-25
C46142880	1805 Rachel Ct Culvert Repair/Replacement	537,000	Dec-25
C46142881	6106 Five Acre Rd Culvert Repair/Replacement	135,479	Jul-25
C46142882	2203 Bruton Rd Culvert Repair/Replacement	348,995	Nov-25
C46142883	S of 9805 Sheldon Rd Culvert Repair/Replacement	592,909	Nov-25
C46142884	15847 Morris Bridge Rd Repair/Replacement	216,447	Oct-25
C46142885	1003 Myrtle Rd Culvert Repair/Replacement	120,708	Nov-25
C46142886	S. Dover Rd Culvert Repair/Replacement	172,892	TBD
C46142887	6899 N 53rd St Culvert Repair/Replacement	135,360	Nov-25
C46142889	1304 S 58th St Ct Culvert Repair/Replacement	70,671	Nov-25
C46142890	2205 Maydell Dr Culvert Repair/Replacement	218,154	Nov-25
C46142891	10940 McMullen Rd Culvert Repair/Replacement	112,309	Nov-25
C46142892	3602 Coppertree Cir Culvert Repair/Replacement	122,000	TBD
C46142900	CRRP Technical Services Support (High Risk) (NOTE:PC Support)	947,499	Ongoing
C46142901	Lutz Lake Fern Road / W Lutz Lake Culvert Repair/Replacement	438,830	Jan-25
C46142902	N Miller Rd / S Miller Rd Culvert Repair/Replacement	551,211	Feb-25
C46142903	Riverview Culvert Repair/Replacement	3,293,414	Sep-27
C46142904	N Wilder Rd Culvert Repair/Replacement	442,249	Dec-27
C46142905	Jackson Springs Culvert Repair/Replacement	429,946	Apr-27
C46142906	24th St Culvert Repair/Replacement	516,692	May-26
C46142907	Oakfield Culvert Repair/Replacement	46,095	Dec-24
C46142908	Tobacco Rd Culvert Repair/Replacement	309,550	Apr-27

STORMWATER PROGRAM MASTER PROJECTS

Sub-Project #	Sub-Project Title	Cost Estimate	Estimated Completion Date
C46142909	Swindell Rd Culvert Repair/Replacement	67,800	TBD
C46142910	Beauchdamp Rd Culvert Repair/Replacement	111,000	TBD
C46142911	7th St/10th St SW/Woodland Estates Ave. Drainage Improvements	492,000	Jan-27
C46142912	2408 Hermosa Dr. Culvert Repair/Replacement	72,000	TBD
C46142998	Exploratory Services for Culverts	158,858	Mar-26
C46142999	Document Review	577,586	Ongoing
	Sub Total	$66,437,704	
	Completed and Cancelled Subprojects Prior to FY 25	$68,574,088	
	Available for Future Projects	$86,917,120	
	Total Culvert Renewal & Replacement Program	**$221,928,913**	
C46190000 - Culvert Upgrade and Enhancement			
C46190168	13455 Walter Hunter Rd Culvert Repair/Replacement (Area 1 - Walter Hunter Crossing)	$15,000	Dec-27
C46190169	13455 Walter Hunter Rd Culvert Repair/Replacement (Area 2 - Jameson Crossing)	15,000	Dec-27
C46190165	3911 Cooper Rd Culvert Repair/Replacement - Land Acquisition Only (for CIP 46142165 / 461450	15,000	Jun-25
C46190534	4808 Sydney Rd Crrp - Land Acquisition Only	10,000	Dec-27
C46190199	13011 Tall Redwood Ln - Land Only	223,100	Oct-27
C46190108	108 S Webb Rd - Land Acquisition Only (For Cip 46142501)	136,300	Dec-27
C46190455	1518 7th St SW Culvert Repair/Replacement - Land Acquisition only (For CIP 46142455)	20,000	Jul-26
C46190459	7003 Seabury Ct Culvert Repair/Replacement	3,800	Apr-26
C46190903	Riverview Culvert Repair/Replacement	150,000	Sep-27
C46190904	N Wilder Rd Culvert Repair/Replacement	30,000	Dec-27
C46190457	8448 S 78th Street Culvert Repair/Replacement - Land Acquisition	60,000	Sep-27
	Sub Total	$678,200	
	Completed and Cancelled Subprojects Prior to FY 25	$0	
	Available for Future Projects	$321,800	
	Total Culvert Upgrade and Enhancement	**$1,000,000**	

STORMWATER PROGRAM MASTER PROJECTS

Sub-Project #	Sub-Project Title	Cost Estimate	Estimated Completion Date
C46147000 - Ditch and Channel Restoration			
C46147003	Hillsborough County Ditch & Side Drain Maintenance within Target Communities	$3,247,624	Sep-25
C46147004	E Keysville Road and Lupton Place Roadside Ditch and Sidedrain Improvements	63,000	Jun-26
C46147005	Nichols Road and Purvis Road Roadside Ditch and Sidedrain Improvements	256,000	Dec-25
C46147006	Swilley Road and Daevyn Drive Roadside Ditch and Sidedrain Improvements	91,000	Dec-25
C46147007	Lithia Pinecrest Rd and George Smith Rd Roadside Ditch and Sidedrain Improvements	41,000	Dec-26
C46147008	Lithia Pinecrest Rd and F.M. Jones Dr Roadside Ditch and Sidedrain Improvements	42,000	Dec-26
C46147009	Lithia Pinecrest Rd and Keysville Road Roadside Ditch and Sidedrain Improvements	46,000	Dec-26
C46147010	Lithia Pinecrest Rd and Walter Hunter Road Roadside Ditch and Sidedrain Improvements	63,000	Dec-26
C46147011	Lithia Pinecrest Rd and S County Road 39 Roadside Ditch and Sidedrain Improvements	121,000	Dec-26
C46147012	Knights Griffin Rd and McIntosh Rd Roadside Ditch and Sidedrain Improvements	171,000	Dec-26
C46147013	McIntosh Rd and Flint Lake Dr Roadside Ditch and Sidedrain Improvements	144,000	Dec-26
C46147014	Five Acre Rd and Quail Meadow Rd Roadside Ditch and Sidedrain Improvements	145,000	Dec-26
C46147015	Five Acre Rd and Short Rd Roadside Ditch and Sidedrain Improvements	158,000	Dec-26
C46147016	Knights Griffin Rd and Pless Rd Roadside Ditch and Sidedrain Improvements	172,000	Dec-26
C46147017	Knights Griffin Rd and Painted Gaits Ln Roadside Ditch and Sidedrain Improvements	29,000	Dec-26
C46147018	Wilder Rd and Lawrence Rd Roadside Ditch and Sidedrain Improvements	113,000	Dec-26
C46147019	Knights Griffin Rd and Wilder Rd Roadside Ditch and Sidedrain Improvements	100,000	Dec-26
C46147020	Keysville Road and Avon Lady Place Roadside Ditch and Sidedrain Improvements	51,000	Dec-25
C46147021	Springsong & Cloverleaf Phase 1 Roadside Ditch and Sidedrain Improvements	108,000	Dec-26
C46147022	Charlie Wiggins and S County Road Roadside Ditch and Sidedrain Improvements	115,000	Dec-25
C46147023	S County Rd 39 and Swilley Rd Roadside Ditch and Sidedrain Improvements	492,000	Dec-25
C46147024	Swindell Road From Charlie Taylor Road to County Line Road	52,495	Sep-30
C46147025	Beauchamp Road and Boot Bay Road from Branch Forbes Road to Whitehurst Road	97,951	Sep-27
	Sub Total	$5,919,070	
	Completed and Cancelled Subprojects Prior to FY 25	$913,011	
	Available for Future Projects	$2,167,920	
	Total Ditch and Channel Restoration	**$9,000,000**	

STORMWATER PROGRAM MASTER PROJECTS

Sub-Project #	Sub-Project Title	Cost Estimate	Estimated Completion Date
C46132000 - Major Neighborhood Drainage Improvements			
C46132025	Cranberry Lane Drainage Improvements	$1,622,425	Sep-26
	Sub Total	$1,622,425	
	Completed and Cancelled Subprojects Prior to FY 25	$9,012,412	
	Available for Future Projects	$928,947	
	Total Major Neighborhood Drainage Improvements	**$11,563,785**	
C46145000 - Neighborhood Drainage Capital Improvements			
C46145009	Wooten Rd Drainage Improvements	$240,398	Jul-25
C46145010	Hillview Ct Drainage Improvements	328,745	Nov-25
C46145014	Clewis Ave 5102 Drainage Improvements (Design & Construction)	881,940	Jun-25
C46145015	Providence Rd and Church Dr Drainage Improvements	1,647,703	Jan-26
C46145019	Robin Hill Circle Drainage Improvements	1,072,685	Sep-26
C46145020	South Mobley Road Drainage Improvements	137,615	Sep-25
C46145021	E 142nd Ave and E 140th Ave Drainage Improvements	732,018	Feb-26
C46145022	Chinaberry Drive at Baywood Drive Intersection Reconstruction	1,772,816	Sep-25
C46145024	Wilson Circle Drainage Improvements	1,551,634	Aug-26
C46145025	Jerry Smith Road Culvert Replacement	1,228,808	Sep-26
C46145029	Pompano Dr Drainage Improvements	42,850	Sep-25
C46145032	Front Street Drainage Improvements (Design & Construction)	1,909,286	Aug-27
C46145033	Gallagher/Sea Critter Drainage Improvements	1,515,613	Aug-25
C46145035	8th Ave S Drainage Rehab Drainage Improvements	344,002	Jul-25
C46145036	Malta Ln Drainage Improvements	469,669	Oct-25
C46145037	Seabreeze SMI (Design & Construction)	692,945	Jun-25
C46145038	East Lake Drainage System Upgrade Ph I	533,185	Mar-25
C46145041	9920 Davis St Drainage Rehab	325,400	Mar-25
C46145042	Providence Rd and Brandon Crossing Cir CRRP (Design & Construction)	1,190,694	Mar-29

STORMWATER PROGRAM MASTER PROJECTS

Sub-Project #	Sub-Project Title	Cost Estimate	Estimated Completion Date
C46145043	3911 Cooper Rd Drainage Improvements	849,587	Mar-26
C46145045	Carrollwood Meadow Drainage Improvements (PER & Design)	1,722,459	May-25
C46145046	Hickory Creek Blvd and John Moore Rd	1,744,831	Jul-25
C46145047	Harney Road Hanna Ave to Hillsborough Ave Drainage Improvements	525,000	TBD
C46145049	3816 Beechwood Blvd. Drainage Improvements	1,579,424	May-25
C46145051	White Heron Blvd Drainage Improvements (Design & Construction)	986,998	Jul-25
C46145052	Crosby Rd Drainage Improvements	168,072	Jun-27
C46145054	East Gate Mobile Estates	615,478	Jul-26
C46145055	Falkenburg- Six Mile Creek Road Drainage Improvements	745,759	Oct-27
C46145056	Hounds Hollow Forcemain Drainage Improvements	79,826	Jan-25
C46145059	25th & 27th Street Drainage Improvements	445,853	Dec-25
C46145060	Armistead Lane Drainage Improvements	770,456	Dec-24
C46145061	Darby Lane Drainage Improvements	70,009	Jun-26
C46145062	Juniperus Place Drainage Improvements	659,583	Aug-25
C46145064	North Ola Avenue Drainage Improvements	254,680	Jul-27
C46145065	Patterson Road Drainage Improvements	419,332	Jan-25
C46145066	Lindawoods Street and Beth Court Drainage Improvements	644,181	Apr-25
C46145068	Casey Road at Lowell Road Drainage Improvements	569,035	Apr-27
C46145069	Lake Magdalene Blvd at Dyer Road Drainage Improvements	687,142	Jun-26
C46145074	Lake Cooper Drainage Improvement	164,002	Apr-26
C46145075	Lake Magdalene Blvd and Nottinghill Drive Drainage Improvements	463,172	Nov-26
C46145076	Lakeshore Road and Lakeside Drive Drainage Improvements	468,964	Sep-26
C46145077	Lightfoot Road and Long Rifle Drive Drainage Improvements	173,000	May-27
C46145078	Moores Lake Road Drainage Improvements	699,409	Apr-28
C46145079	Simms Road Drainage Improvements	779,649	Feb-27
C46145080	Spencer Road Drainage Improvements	146,000	Jan-28
C46145081	West Kirby Street Drainage Improvements	996,122	Mar-25
C46145082	Windhorst Road and Seffner Valrico Road Drainage Improvements	460,534	Jul-27

STORMWATER PROGRAM MASTER PROJECTS

Sub-Project #	Sub-Project Title	Cost Estimate	Estimated Completion Date
C46145084	Pepper Tree Lane Drainage Improvements	100,000	Oct-25
C46145085	Miller Mac Road	943,000	Jan-27
C46145086	Canal St	372,183	Jul-27
C46145087	Bill Jackson Road Drainage Improvements	688,326	Mar-27
C46145088	East Grove Avenue Drainage Improvements	688,797	Jun-26
C46145089	Haven Bend Drainage Improvements	378,964	Dec-26
C46145090	Levee Lane Drainage Improvements	926,260	Dec-26
C46145091	Orange Grove Drive Drainage Improvements	347,851	Nov-26
C46145092	Whippoorwill Drive Drainage Improvements	800,000	Dec-26
C46145093	Bruton Road Drainage Improvements	860,000	Feb-27
C46145094	Deer Lake Road Drainage Improvements	453,000	Sep-27
C46145095	Pauls Drive & Mitchell Street Drainage Improvements Project	285,000	Sep-27
C46145096	Simmons Road & Lorena Road Drainage Improvements	210,000	Sep-27
C46145098	Bloomingdale Avenue Drainage Improvements	990,000	Sep-27
C46145099	620 South Mulrennan Road Drainage Improvements	670,000	Sep-27
C46145100	Bloomingdale Ave Drainage Improvements #2	990,000	Sep-27
C46145800	Construction Material Testing Services	34,022	Ongoing
C46145801	Neighborhood Flood Protection Utilities Investigation (FY25)	283,425	Ongoing
C46145802	Progress Village Local ARP Drainage Improvements - Phase III-78th & 79th Street Drainage Impro	553,531	Sep-25
C46145850	Progress Village Regional Drainage Improvements - Land	601,600	Sep-26
C46145900	Remote Lake Level Monitoring Program	3,759,834	Dec-27
C46145925	Cranberry Lane Drainage Improvements	288,546	Sep-26
C46145999	Neighborhoods CEI	4,125,742	Ongoing
	Sub Total	$53,856,643	
	Completed and Cancelled Subprojects Prior to FY 25	$11,233,125	
	Available for Future Projects	$9,742,375	
	Total Neighborhood Drainage Capital Improvements	**$74,832,143**	

STORMWATER PROGRAM MASTER PROJECTS

Sub-Project #	Sub-Project Title	Cost Estimate	Estimated Completion Date
C46139000 - Neighborhood Drainage Improvement			
C46139019	Robin Hill Circle Drainage Improvements (Partial Design)	$47,667	Jan-25
C46139045	South Mobley Road Drainage Improvements	49,182	Nov-24
C46139046	Malta Ln Drainage Improvements (Design Only)	161,448	Jan-25
C46139047	Pompano Dr Drainage Improvements (Part of Design & PD&E)	30,097	Jan-25
C46139054	East Gate Mobile Estates Drainage Improvements (Design Only)	84,958	Aug-25
C46139069	Crosby Rd Drainage Improvements (Design & PD&E)	45,123	Aug-25
C46139071	Providence Rd and Church Dr Drainage Improvements (Design & PD&E)	164,200	Jan-26
C46139079	S Village Ave at N Albany Ave Drainage Improvements	100,805	Dec-24
C46139101	Carrollwood Meadow Drainage Improvements (PER & Design)	30,098	Sep-25
	Sub Total	$713,576	
	Completed and Cancelled Subprojects Prior to FY 25	$13,646,601	
	Available for Future Projects	$3,114	
	Total Neighborhood Drainage Improvement	**$14,363,291**	
C46144000 - Stormwater Pump Station Repair & Replacement			
C46144001	P.S. Rehab - #08 Kirby Street Pump	$1,203,764	Oct-26
C46144110	2209 Heritage Crest Dr - Storm PS #35	802,606	Dec-28
C46144114	Boot Lake Stormwater Pump Station	370,300	Jul-27
C46144115	Lake September	890,672	Dec-27
C46144116	Buttonwood Ct. Stormwater Pump Station (Design Only)	554,993	Oct-26
C46144117	Golf Heights - Cummins Storm Pump Station Pond Modifications	290,000	Jun-26
C46144118	Pine Street Pump Station	228,226	Jun-25
C46144119	Old Darby Pump Station	311,870	Jul-25
C46144120	Tanglewood Pump Station	576,369	Jun-26
C46144121	Ventura-Alambra Pump Station	110,000	Sep-25
C46144122	Lower Sweetwater Creek (Powhatan Ave) and Hanley Rd Pump Station Study	2,782,834	May-26
C46144123	Arc Flash Analysis and Panel Sizing (Ventura, Watson, Cummins)	497,623	Dec-25

STORMWATER PROGRAM MASTER PROJECTS

Sub-Project #	Sub-Project Title	Cost Estimate	Estimated Completion Date
C46144124	Stormwater Pump Station Resiliency Study	399,864	May-26
C46144401	Annual PS Repairs : Electrical & Communications	4,835,048	Ongoing
	Sub Total	$13,854,169	
	Completed and Cancelled Subprojects Prior to FY 25	$235,183	
	Available for Future Projects	$3,852,183	
	Total Stormwater Pumping Replacement	**$17,941,535**	
C46141000 - Water Quality Improvements and Environmental Program			
C46141001	Delaney Creek Water Quality Improvements	$1,782,656	Jun-24
	Sub Total	$1,782,656	
	Completed and Cancelled Subprojects Prior to FY 25	$1,382,837	
	Available for Future Projects	$2,640,983	
	Total Water Quality Improvements and Environmental Program	**$5,806,476**	
C46137000 - Watershed Drainage Improvements			
C46137005	N Falkenburg Rd Drainage Imp.	$753,863	Dec-25
C46137014	Upper Floridian Aquifer (UFA) Recharge Pilot Project (Lake Meade)	116,663	Sep-25
C46137015	Town N Country / Hillsborough Avenue Regional Drainage Improvements Project No. N975	528,054	Sep-26
C46137016	Shimberg Park Parcel Flood Mitigation Conceptual Design Feasibility Study	250,000	Jun-26
C46137017	Crosstown Bypass Feasibility Study	180,000	Aug-25
C46137018	Sligh Ave Drainage Improvements	1,085,494	Jan-26
C46137019	Falkenburg Road and Woodberry Road Drainage Improvments PD&E Study	200,000	Sep-25
C46137020	Grandfield PD&E	171,787	Sep-25
	Sub Total	$3,285,862	
	Completed and Cancelled Subprojects Prior to FY 25	$1,701,757	
	Available for Future Projects	$46,787,062	
	Total Watershed Drainage Improvements	**$51,774,681**	

STORMWATER PROGRAM MASTER PROJECTS

Sub-Project #	Sub-Project Title	Cost Estimate	Estimated Completion Date
C46140000 - Watershed Master Plan Updates			
C46140018	Hillsborough County SCADA Long- Term Planning (Q001)	$227,030	TBD
C46140026	Countywide Watershed Model Migration and Integration (Methodology Pilot area third party review	515,279	TBD
C46140027	Countywide Watershed Model Migration and Integration NE P1 (SWFWMD Proj No Q226)	499,925	TBD
C46140028	Countywide Watershed Model Migration and Integration NW P1 (SWFWMD Proj No Q226)	496,961	TBD
C46140029	Countywide Watershed Model Migration and Integration South P1(SWFWMD Proj No Q226)	528,433	TBD
C46140030	FY23 Hillsborough County Watershed BMP Alternatives Analysis- Hillsborough River and Tampa E	300,000	Dec-25
C46140031	FY23 Hillsborough County Watershed BMP Alternatives Analysis- Northwest Five	200,000	Dec-25
C46140032	Countywide LiDAR Update (2025)	500,000	TBD
C46140033	Hillsborough County Watershed BMP Alternatives Analysis- Delaney Creek	125,000	Oct-26
C46140034	Hillsborough County Watershed BMP Alternatives Analysis- Pemberton Baker	125,000	Jun-26
C46140035	Hillsborough County Watershed BMP Alternatives Analysis- Alafia River	250,000	Apr-26
C46140036	Hillsborough County Watershed BMP Alternatives Analysis- Little Manatee River	200,000	Jun-26
C46140037	FEMA DFIRM & FIS Process	750,000	Dec-27
C46140038	BMP-Alternative Analysis for the Cypress Creek, Duck Pond,Silver Twin and Curiosity Creek Wa	300,000	Oct-26
C46140039	Hillsborough County Watershed BMP Alternatives Analysis- Bullfrog Creek	125,000	TBD
	Sub Total	$5,142,628	
	Completed and Cancelled Subprojects Prior to FY 25	$4,933,045	
	Available for Future Projects	$7,353,739	
	Total Watershed Master Plan Updates	**$17,429,412**	

TRANSPORTATION PROGRAM MASTER PROJECTS

Sub-Project #	Sub-Project Title	Cost Estimate	Estimated Completion Date
C69602000 - Advanced Traffic Management System Improvement Program			
C69602004	TAPS-LA23 - Equipment (55 Controllers and 55 Roadside Units)	$500,000	Jun-25
C69602005	TAPS-LA 23 Controllers DB conversion and installation; RSUs installation	200,000	Dec-26
C69602100	TMC Audio Video System Improvements	27,870	TBD
C69602693	Smart Traffic Network - Advanced Traffic Controllers - 351 locations	912,600	Jul-25
C69602675	Traffic Management Center Improvements	236,607	TBD
C69602679	Traffic Signal Detection Upgrade - FY21 Pavement Project Locations	336,100	Jul-25
C69602680	Power Outage Emergency Beacon Signal Retrofit - Phase 2 - Span Wires	1,101,504	Feb-25
C69602681	Traffic Signal Detection Upgrade - FY22 Pavement Project Locations	163,994	Jul-25
C69602682	Master Communication Hub Upgrades-Building Hubs (4) (New 10 Gig switch and equipment refurbishing)	251,870	Jul-25
C69602683	Master Communication Hub Upgrades-Cabinet Hubs (3)	231,112	Jul-25
C69602685	Advance Traffic Controllers & Cabinet Upgrades-Central Software Upgrade	2,915,900	Sep-31
C69602686	Smart Traffic Network - Phase 3 - TAPS-LA21 Corridors Part 2 - Controller Database conversion and Controllers and RSUs	300,065	Jul-25
C69602687	TAPs-LA 21 Intersection Design & Plan Development	264,718	Sep-25
C69602691	Smart Traffic Network - Phase 3 - TAPS-LA21 Corridors Part 1 - Equipment (56 Controllers and 56 Road Side Units)	389,438	Dec-25
C69602688	Smart Traffic Network - Phase 1 - Primary Corridors (266 Controllers; 26 Multimodal Presence Detection Intersections ; 26 A	1,772,181	Jul-25
	Sub Total - Active Projects	$9,603,959	
	Completed and Cancelled Subprojects Prior to FY 25	$26,550,834	
	Available for Future Projects	$6,575,299	
	Total Advanced Traffic Management System Improvement Program	**$42,730,092**	
C69677000 - Bridge and Guardrail Program			
C69677100	Repairs / Maintenance / Countywide Construction	$211,949	Ongoing
C69677101	Bayshore Blvd Seawall Repairs	1,525,000	Dec-25
C69677200	Bridge Alternatives Analysis & Feasibilities	546,092	Ongoing
C69677300	Maintenance & Repair / Structural Repairs	301,144	Ongoing
C69677309	Bridge #105504 - Columbus Drive over Hillsborough River Repair (Construction Only)	811,367	Mar-25
C69677312	Bridge #104201 - Hanna Rd Over Sherry's Brook Repairs	529,032	Feb-26
C69677313	Bridge #104209 - Hudson Ln Over Sweetwater Creek Repairs	519,808	Jan-27
C69677314	Bridge #104245 - W Village Dr over Brushy Creek Repairs	249,151	Jun-26

Sub-Project #	Sub-Project Title	Cost Estimate	Estimated Completion Date
C69677315	Bridge #104313 - Carlton Lake Rd over Carlton Branch Repairs	380,507	Jul-26
C69677316	Bridge #104323 - Dickman Rd over Drainage Canal Repairs	581,316	Oct-26
C69677317	Bridge #104406 - Mcintosh Rd over Hollowmans Branch Repairs	259,283	May-26
C69677318	Bridge #104407 - Ike Smith Rd over Hollomans Branch Repairs	473,005	Jan-27
C69677319	Bridge #104422 - Durant Rd over over Turkey Creek Repairs	286,714	Apr-27
C69677320	Bridge #104429 - Keysville Rd over Mizelle Creek Repairs	277,000	Jul-29
C69677321	Bridge #104446 - Sparkman Rd over Howelle Creek Repairs	593,872	Jul-27
C69677322	Bridge #104285 & 104286 - Gunn Hwy (EB/WB) over Rocky Creek Repairs	526,913	Apr-28
C69677325	Bridge #104314 - Sweat Loop Rd Over Carlton Branch Repairs	318,151	Oct-27
C69677326	Bridge #104315 - Colding Loop Over Scotts Creek Repairs	336,151	Jan-28
C69677327	Bridge #104324 - S 78th St over Archie Creek Repairs	431,622	Dec-27
C69677328	Bridge #104401 - Jim Johnson Rd Over Howelle Creek	185,415	Nov-27
C69677330	Bridge #104409 - McIntosh Rd Over Campbell Creek Repairs	266,151	Jul-27
C69677331	Bridge #104433 - Dorman Rd Over Little Fishhawk Creek Repairs	459,444	Dec-27
C69677332	Bridge #104444 - E Wheeler Rd Over Sydney Creek Repairs	740,342	Jan-28
C69677333	Bridge #104290 - Linebaugh Ave (WB) over Rocky Creek Urgent Repairs	1,024,166	Oct-25
C69677334	Bridge #104432 - Jameson Rd over S Prong Alafia River	300,778	Apr-29
C69677335	Bridge #104308 - Bishop Rd Over Dug Creek Repairs	363,237	Apr-29
C69677336	Bridge #104294 - Five Acre Rd Over Brahma Creek Repairs	104,927	Jan-29
C69677337	Bridge #104102 - Old Morris Bridge Rd over Cowhouse Creek Repairs	712,000	Jul-29
C69677338	Bridge #NTU111, NTU112, NTU113 - Carrollwood Golf Tunnel Repairs	1,050,964	Apr-27
C69677339	Bridge #10TUN001 & 10TUN002 - Bullard Parkway Tunnels	250,000	Oct-28
C69677340	Bridge #104440 - McIntosh Rd over Baker (Pemberton) Creek Repairs	431,816	Oct-28
C69677341	Bridge #104816 - Carraway Spice Rd over Twin Creek Repair	310,313	Jan-29
C69677342	Bridge #105611 - Orient Rd over Railroad Repairs	394,050	TBD
C69677400	Maintenance & Repair	2,014,948	Ongoing
C69677500	Scour Countermeasures	442,840	Ongoing
C69677600	Bridge Inspections (Routine & Special)	233,049	Ongoing
C69677601	Bridge #105504 - W Columbus St over Hillsborough River - Fender Rehabilitation	976,155	Jul-26
C69677602	Bridge #105500 - Platt Street Bridge over Hillsborough River - Fender Replacement	4,576,519	Aug-27
C69677604	Bridge #105504 - Columbus Dr Over Hillsborough River - Bridge Painting	831,705	Dec-26

Sub-Project #	Sub-Project Title	Cost Estimate	Estimated Completion Date
C69677605	Bridge #105500- Platt Street Bridge over Hillsborough River Sidewalk Repair	1,449,356	Sep-26
C69677709	Bridge #100276 - Fletcher Ave over Hillsborough River Scour Repairs	1,617,699	Dec-26
C69677713	Bridge #100336 - Harney Rd over Harney Canal Repairs (Construction Only)	864,000	Nov-25
C69677716	Bridge #104107 - 36th Ave over Delaney Creek Repairs (Construction Only)	405,075	Dec-25
C69677717	Bridge #104223 & 104223S - Sawyer Rd over Loma Slough Repairs (Construction Only)	793,185	Mar-25
C69677721	Bridge #100248 - Memorial over Sweetwater Creek - Scour Repair	505,213	Apr-28
C69677722	Bridge #104204 - Tarpon Springs Rd over Brooker Creek - Scour Repair (Construction Only)	287,886	Jan-26
C69677723	Bridge #104246 - Twin Branch Acres over Double Creek - Scour Repair (Construction Only)	218,575	Nov-25
C69677724	Bridge #104249 - Twin Branch Acres over Double Creek - Scour Repair (Construction Only)	275,943	Mar-25
C69677727	Bridge #100026 - Morris Bridge Rd over Hillsborough River Scour Repair	863,929	Dec-26
C69677730	Bridge #104415 - Sydney Rd over Turkey Creek	517,893	Nov-24
C69677731	Bridge #104211 - Anderson Rd over Henry St Canal - Repair	776,551	Oct-25
C69677732	Bridge #104288 - W Waters Ave over Rocky Creek Repairs	261,769	Sep-25
C69677733	Bridge #104235 - N Manhattan Ave over Channel H - Repair	616,000	Mar-26
C69677800	Bridge Bank Rehabilitation	1,070,075	Ongoing
C69677999	CEI and Miscellaneous Engineering Services	795,902	Ongoing
	Sub Total - Active Projects	$36,145,946	
	Completed and Cancelled Subprojects Prior to FY 25	$6,647,559	
	Available for Future Projects	$6,583,139	
	Total Bridge and Guardrail Program	**$49,376,644**	

C69200000 - Bridge Improvements

C69200102	Bridge #104366 (Saffold Road over Dug Creek) Replacement	$5,636,848	Oct-26
C69200105	Bridge #104253 (Newberger Road over Kell Creek) Replacement	3,845,791	Dec-28
C69200106	*Bridge #104320 - Phillips Lane over Kitchen Branch - Replacement	2,412,119	Apr-26
C69200108	Bridge #104136 & #104137 - Port Sutton Road over Gannon Station Discharge Replacement	10,098,611	May-27
C69200110	Bridge #100259 - CR-579 South Fork of the Little Manatee River - Replacement	8,884,612	Jun-27
C69200111	Bridge #100260 - CR 579 over Little Manatee River - Replacement	3,625,000	Feb-30
C69200112	Bridge #104224 - Barry Rd Over Drainage Canal - Replacement	3,100,000	TBD
C69200113	Bridge #104312 - McMullen Loop over Rice Creek - Replacement	4,650,000	TBD

TRANSPORTATION PROGRAM MASTER PROJECTS

Sub-Project #	Sub-Project Title	Cost Estimate	Estimated Completion Date
C69200200	CEI Bridge Replacement	409,726	Ongoing
C69200305	Bridge #100336 - Harney Rd over Harney Canal Repair	91,334	Jun-25
C69200307	Bridge #104235 - N Manhattan Ave Over Channel H Repair	99,897	Sep-25
C69200311	*Bridge #10-UTBS-04 - Upper Tampa Bay Trail Rocky Creek Rehabilitation	2,332,136	Sep-25
C69200312	Bridge #104316 - Pebble Beach Ln over Aging Creek Replacement	1,523,481	Mar-27
C69200313	Bridge #104287 - Arrawana Ave over Twin Brook Creek Replacement	5,555,403	Aug-28
C69200321	Bridge #105624 - Westshore Blvd over Spring Lake Bayou	1,236,055	Aug-25
C69200800	Bridge Replacement Feasibility Studies	1,085,732	Ongoing
C69200801	Bridge #105500 - Platt Street Bridge over Hillsborough River Feasibility Study	500,000	Dec-25
C69200802	Bridge #105504 - Columbus Drive over Hillsborough River - Feasibility Study	500,000	Dec-25
	Sub Total - Active Projects	$55,586,745	
	Completed and Cancelled Subprojects Prior to FY 25	$8,796,855	
	Future Funding to be Determined	($1,358,308)	
	Total Bridge Improvement	**$63,025,292**	
C69693000 - CDBG Roads and Sidewalks Repairs (MP)			
	New sub-projects will be added as they are identified	$0	
	Sub Total - Active Projects	$0	
	Completed and Cancelled Subprojects Prior to FY 25	$0	
	Available for Future Projects	$5,000,000	
	Total CDBG Roads and Sidewalks Repairs	**$5,000,000**	
C69682000 - Corridor Safety Retrofit Improvements			
C69682007	Corridor Safety Retrofit - Project Development - Memorial Highway Corridor Improvements from Hillsborough Ave to Veteran	$100,000	TBD
C69682015	Lane Departure Corridor Safety & Mobility Improvements - Tier 1 -Boyette Rd from Hawkstone Blvd to Piedmont Poodles	125,000	Nov-26
C69682021	Lane Departure Corridor S&M Improvements - PD Patterson Rd from Eagles Entry Dr to Tarpon Springs Rd (segments 108	15,000	TBD
C69682023	Corridor Safety Retrofit - Project Development - Apollo Beach Blvd Corridor Study *	150,000	TBD
C69682024	Lane Departure Safety Improvements - Patterson Rd	300,000	Sep-26
C69682025	Vision Zero Corridor Safety Retrofit - Gibsonton from I-75 to Balm Riverview Rd - Tier 1	168,536	Nov-26
C69682026	FY25 Lane Departure Corridor S&M Improvements - Project Development - Fort King Hwy from Old Fort Trail to Stacy Rd (s	15,000	TBD

TRANSPORTATION PROGRAM MASTER PROJECTS

Sub-Project #	Sub-Project Title	Cost Estimate	Estimated Completion Date
C69682027	FY25 Lane Departure Corridor S&M Improvements - Project Development - Shell Point Rd from 21st St NW to US 41 (segm	15,000	TBD
C69682028	FY25 Lane Departure Corridor S&M Improvements - PD - Boyette Rd from Blue Dasher Dr to Woodland Spur Dr (segments	15,000	TBD
C69682030	FY25 Lane Departure Corridor S&M Improvements Location 5 - Project Development - CR 579 Saffold Rd (Bridge Replacem	15,000	TBD
C69682031	Lane Departure Corridor Safety & Mobility Improvements - Tier 1 - Boyette Rd from Watercolor Drive to Village Center Drive	125,000	Sep-25
C69682032	Lane Departure Corridor Safety & Mobility Improvements - Tier 1 - Palm River Rd	123,199	Nov-26
C69682033	Vision Zero Corridor Safety Retrofit - Sheldon Rd from Hillsborough Ave to Waters Ave - Tier 2- Part 2	2,800,000	TBD
C69682034	Vision Zero Corridor Safety Retrofit - Bloomingdale Ave from Las Brisas Dr to Bell Shoals Rd - Project Development	100,000	TBD
C69682035	Lane Departure Corridor Safety & Mobility Improvements - Tier 1 - Anderson Rd	140,000	Sep-25
C69682037	Lane Departure Corridor Safety & Mobility Improvements - Tier 1 - Knights Griffin Rd	125,000	Nov-26
C69682039	Lane Departure Corridor Safety & Mobility Improvements - Tier 1 - Sydney Rd from Neil Acres Rd to Sydney Crossing Lane	525,000	Nov-26
C69682040	Vision Zero Corridor Safety Retrofit - Lynn Turner Rd from Gunn Hwy to Ehrlich Rd - Tier 1	90,000	Nov-26
C69682041	Vision Zero Corridor Safety Retrofit - Sheldon Rd from Hillsborough Ave to Waters Ave - Tier 1	119,915	Nov-26
C69682042	Memorial Highway from Hillsborough Ave to Veterans Expwy - Project Development (Access Management Study)	100,000	May-26
C69682044	Lane Departure Corridor Safety & Mobility Improvements - Tier 2 - West Waters Ave from Countryway Blvd to Sheldon Rd	1,150,000	Dec-27
C69682045	Vision Zero Corridor Safety Retrofit - Falkenburg from Fisher Ave to Causeway Blvd - Project Development	100,000	Sep-26
C69682049	Lane Departure Corridor Safety & Mobility Improvements - Tier 1 - Boyette Rd from Blue Dasher Dr to Woodland Spur Dr (se	125,000	TBD
C69682800	FY 25 Corridor Safety Program - PD - Countywide	51,016	TBD
C69682002	Vision Zero Corridors Safety Retrofit - Mango Road (CR579) from MLK to Hillsborough Ave - Tier 2	458,147	Mar-26
C69682004	Vision Zero Corridors - 78th Street from Causeway Blvd to Palm River Rd - Tier 1	621,606	Sep-25
C69682005	FY24 Vision Zero Corridor Safety - Sheldon Rd (Hillsborough Ave to Waters Ave) - Project Development	25,000	TBD
C69682006	Lane Departure Countywide Corridor Safety - Project Development	32,292	Sep-25
C69682020	Morris Bridge Road Safety and Mobility Improvements	2,251,724	May-26
	Sub Total - Active Projects	$9,981,436	
	Completed and Cancelled Subprojects Prior to FY 25	$12,324	
	Available for Future Projects	$4,996,701	
	Total Corridor Safety Retrofit Improvements	**$14,990,461**	
C69679000 - Intersection Capital Improvement Program			
C69679002	Hillsborough Ave at Sawyer Rd and Town and Country Blvd Intersection Improvements	$1,384,355	May-27
C69679003	Himes Ave and Idlewild and Lambright St Intersection Improvements (Design and Land only)	3,355,716	Sep-27
C69679004	CR 579 and Old Hillsborough Ave Intersection Improvements	8,538,059	Oct-28

Sub-Project #	Sub-Project Title	Cost Estimate	Estimated Completion Date
C69679005	Palm River Road at US 301 and 50th St Intersection Improvements	8,700,000	Sep-28
C69679006	Balm Riverview Rd at Rhodine Rd Phase II Intersection Improvements	8,978,889	Jun-28
C69679008	US 41 at Sunset Lane Intersection Improvements	2,655,995	May-27
C69679009	George Rd at Memorial Hwy Intersection Improvements	2,361,876	Feb-26
C69679010	Hanley Rd at Jackson Springs Rd Intersection Improvements	3,231,111	Mar-27
C69679011	Armenia Ave at Barclay Rd Intersection Improvements	4,406,658	Jun-27
C69679013	50th St at Holly Dr Intersection Improvements	10,108,463	Feb-26
C69679015	Providence Rd at Watson Rd Intersection Improvements	3,440,835	May-27
C69679016	Sydney Rd at Valrico Rd Intersection Improvements	3,216,795	Nov-27
C69679017	Lumsden Rd at Valrico Rd Intersection Improvements	6,972,153	Mar-28
C69679018	US 301 at Riverview Dr Intersection Improvements	2,262,343	Oct-26
C69679020	Durant at Miller Rd Intersection Improvements	3,808,911	Aug-27
C69679021	Big Bend Rd at Heritage Green Pkwy Intersection Improvements	2,870,015	Feb-25
C69679028	Boyette Road at Dorman Road Roundabout Intersection Improvements	7,235,029	TBD
C69679036	Seffner Valrico Road at Wheeler Rd Intersection Improvements	3,153,996	Feb-28
C69679037	Fletcher Ave. at 15th St Intersection Improvements	3,461,385	Aug-28
C69679042	US92 and Gallagher Road Intersection Improvements	1,886,312	Jan-26
C69679043	Durant Road at Dover Little/ Road Intersection Safety Improvements	4,422,952	Feb-27
C69679048	Anderson Rd and Lynn Rd at Gunn Hwy Intersection Improvements	4,138,901	Feb-25
C69679051	Us 301 And Boyette Rd	930,570	TBD
C69679052	CR 39 At CR 672 Tier 3 Improvements - Overhead Flashing Beacons And Conflict Warning System	1,100,000	Jun-29
C69679100	General Engineering Support	689,873	Ongoing
	Sub Total - Active Projects	$103,311,192	
	Completed and Cancelled Subprojects Prior to FY 25	$18,989,955	
	Future Funding to be Determined	($9,189,912)	
	Total Intersection Capital Improvement Program	**$113,111,235**	

C69600000 - Intersection Improvement Program

C69600021	Bullard Parkway and Temple Terrace Library Pedestrian Signal (CTT)	$3,000,000	Dec-26
C69600023	Bayshore and Gandy Blvd Traffic Signal Replacement (COT)	148,924	TBD

Sub-Project #	Sub-Project Title	Cost Estimate	Estimated Completion Date
C69600026	Railroad Crossing Major Improvements (4 Locatipons)	6,100,000	TBD
C69600027	Bearss Ave at 22nd St Intersection Improvements	5,600,000	Mar-28
C69600030	County Wide Railroad Crossing Repair and Updgrade (54 Location)	3,050,000	TBD
C69600032	Gornto Lake Road - Tier 1 Improvements - 3 Locations	100,000	Sep-25
C69600035	Bearss Ave at Livingston Ave Intersection Improvements	11,250,000	Mar-28
C69600036	Bruce B Downs Blvd and Fletcher Ave Intersection Improvements	7,150,000	Mar-28
C69600040	Signal Pole Inspections and Investigations	270,000	TBD
C69600096	Benjamin Rd and Barry RoadIntersection Improvements	3,242,898	Oct-25
C69600097	Anderson Rd and Lynn Rd at Gunn Hwy Intersection Improvements	724,942	Feb-25
C69600102	Busch Blvd at Himes Ave and Waters Ave Intersection Improvements	2,932,649	Aug-26
C69600103	Bearss Ave at Florida Ave Intersection Improvements	2,289,639	Nov-26
C69600104	CR 579 at Pruett Rd Intersection Improvements	9,213,074	Sep-29
C69600105	US 301 at Palm River Rd Intersection Improvements	5,594,444	Apr-26
C69600106	Balm Riverview Rd at Symmes Rd Intersection Improvements	6,547,505	Dec-27
C69600311	Gibsonton Dr at Fern Hill Dr Intersection Improvements	9,432,327	Apr-25
C69600314	Symmes at Eastbay Intersection mprovements	6,804,903	Mar-28
C69600318	CR 584 (Waters Ave) at Florida Mining Blvd - Phase I (Signalization)	3,316,735	Jan-26
C69600319	E County Line Rd & Grand Hampton Drive Intersection Improvements	2,845,152	May-26
C69600320	Signal Replacement at US 92 (Hillsborough Avenue) and CR 579 (Mango Road)	622,000	TBD
C69600321	Himes Ave. at Busch Blvd Intersection Improvement (Construction Only)	800,000	May-27
C69600322	SR 60 at Maydell Drive Intersection Improvements (LFA)	2,000,000	TBD
C69600999	General Engineering Support	13,678,536	Ongoing
	Sub Total - Active Projects	$106,713,726	
	Completed and Cancelled Subprojects Prior to FY 25	$37,996,744	
	Future Funding to be Determined	($15,390,790)	
	Total Intersection Improvement Program	**$129,319,680**	

C69645000 - Intersection Operation & Safety Program

C69645102	Himes Ave and Idlewild Ave Intersection Improvements	$141,363	Sep-27
C69645111	Hanley Rd and Jackson Springs Rd Intersection Improvements	193,099	Mar-27

Sub-Project #	Sub-Project Title	Cost Estimate	Estimated Completion Date
C69645125	Durant at Miller Rd Intersection Improvements	985,865	Aug-27
	Sub Total	$1,320,326	
	Completed and Cancelled Subprojects Prior to FY 25	$8,965,786	
	Available for Future Projects	$2	
	Total Intersection Operation & Safety Program	**$10,286,114**	
C69601000 - New & Improved Signalization Program			
C69601402	Front St & Valrico Rd N.	$4,111,416	Oct-27
	Sub Total - Active Projects	$4,111,416	
	Completed and Cancelled Subprojects Prior to FY 25	$11,048,233	
	Available for Future Projects	$4,530,310	
	Total New & Improved Signalization Program	**$19,689,959**	
C69638000 - Pedestrian Safety & Mobility Enhancement Program			
C69638061	Northdale Boulevard Pedestrian Crosswalk Enhancements	$439,937	Jun-27
C69638066	21st Ave SE and 1st St SW Pedestrian Crosswalk Improvements	300,000	Jul-27
C69638119	HART-Bus Stop Ped Safety and Access- Bloomingdale Ave & Providence Rd - Project Development	65,949	TBD
C69638120	HART-Bus Stop Ped Safety and Access - Boyette Rd from US301 to McMullen Rd - Project Development	24,710	TBD
C69638121	Pedestrian Corridor Safety Retrofit- Gibsonton Dr (from US41 to I75) Tier 1	80,000	Sep-26
C69638122	Pedestrian Corridor Safety Retrofit- Tier 1 - 14th Ave SE from 12th St SE to 21st St SE	180,122	Sep-25
C69638123	Pedestrian Corridor Safety Retrofit - Fletcher Vision Zero Corridor Armenia Ave to Florida Ave - Tier 1	200,000	Sep-26
C69638125	HART-Bus Stop Ped Safety and Access - Tier 1 - Kelly Rd	130,000	Sep-26
C69638135	Pedestrian Corridor Safety Retrofit - Project Development - 14th St/6th St SE from College Ave to 16th Ave SW (includes BC	24,765	TBD
C69638136	Bicycle Corridor Retrofit - Project Development - Palm River Rd from US 41 to US 301	50,000	TBD
C69638137	Bicycle corridor retrofit - Project Development - Symmes Rd from US 41 to Balm Riverview Rd	50,000	TBD
C69638139	Sidewalk Feasibility - Project Development - Lynn Rd (Henderson Rd to Anderson Rd)	25,000	TBD
C69638140	Sidewalk Feasibility - Project Development - Livingston Rd (Wildlife Run to Old Livingston Ave)	25,000	TBD
C69638143	Pedestrian Corridor Safety Retrofit - Project Development - Bearss Ave from Casey Rd to Smitter Rd	24,344	TBD
C69638144	BOCC Sidewalk Feasibility - Project Development - N Dover Rd (SR 60 to Thomas Cooper Rd)	24,930	TBD

TRANSPORTATION PROGRAM MASTER PROJECTS

Sub-Project #	Sub-Project Title	Cost Estimate	Estimated Completion Date
C69638145	BOCC Sidewalk Feasibility - Project Development - Fletcher Ave from 50th St to 56th St - WR04141909	24,930	TBD
C69638146	Pedestrian Corridor Safety Retrofit - Project Development - Harney Rd from Sligh Ave to 56th St	24,859	TBD
C69638148	Pedestrian Corridor Safety Retrofit - Project Development - CR 672 from Clement Pride Blvd to Balm Riverview Rd	26,162	TBD
C69638149	Pedestrian Corridor Safety Retrofit - Project Development - McIntosh Rd from I-4 to Dickey Ave	24,917	TBD
C69638151	HART-Bus Stop Ped Safety and Access - Project Development - Palm River Rd from US 41 to 78th St	49,471	TBD
C69638152	HART-Bus Stop Ped Safety and Access - Project Development - Mobility Fee 1 - Bearss Ave, Skipper Rd, Livingston Ave	50,000	TBD
C69638153	Bicycle corridor retrofit - Project Development - Bruce B Downs Blvd from USF Holly Dr to Cypress Cay Blvd - (include BOC	49,920	TBD
C69638154	Dana Shores Dr Sidewalk Connection	150,000	Nov-26
C69638156	Pedestrian Safety Mobility and Enhancements - Lopez Elementary School *	300,000	Jul-26
C69638158	Summerfield Crossing Blvd at Candle Stick Ln Mid-Block Crossing	299,524	Nov-26
C69638160	West Village Drive RRFBs	320,000	Nov-26
C69638161	Nicklaus Cir & Casey Rd Pedestrian Crossing (RRFBs)	95,000	Feb-26
C69638201	Calusa Trace Blvd Ped Improvements	150,000	Nov-26
C69638203	Pedestrian Corridor Safety Retrofit- Boyette Rd (from Browning Rd to Dorman Rd) Tier 2	1,150,000	TBD
C69638206	HART-Bus Stop Ped Safety and Access - Boyette Rd from US301 to McMullen Rd Tier 2, Part 2 Design & Construction	1,150,000	TBD
C69638210	HART-Bus Stop Ped Safety and Access- Waters Ave & Himes Ave Tier 2, Part 2 Design & Construction	2,250,000	TBD
C69638213	HART-Bus Stop Ped Safety and Access- Bloomingdale Ave & Providence Rd Tier 2, Part 2 Design & Construction	2,250,000	TBD
C69638216	Pedestrian Corridor Safety Retrofit- Sheldon Rd (from Waters Ave to Steward Pond Ln) & Waters Ave (from Sheldon Rd to H	3,000,000	TBD
C69638217	Williams Rd from Governors Run to Joe Ebert Pedestrian Facility Improvements	900,000	Jun-28
C69638218	Aston Gardens - Linebaugh Avenue Infrastructure and Safety Improvements *	130,000	Sep-25
C69638219	Pedestrian Corridor Safety Retrofit- Sheldon Rd (from Waters Ave to Steward Pond Ln) & Waters Ave (from Sheldon Rd to H	129,856	Nov-26
C69638220	Bicycle corridor retrofit - Causeway Blvd from Falkenburg Rd to Brandon Pkwy Tier 1	130,000	Nov-26
C69638221	Bicycle corridor retrofit - Shell Point Rd from US 41 to 24th St SE Tier 1	129,917	Nov-26
C69638222	HART - Memorial Hwy & Kelly Rd & Hanley Rd Project Development Finalization	50,000	Sep-25
C69638223	Pedestrian Corridor Safety Retrofit- Boyette Rd (from Browning Rd to Dorman Rd) Tier 1	89,906	Sep-25
C69638224	Pedestrian Corridor Safety Retrofit - Kings Ave from Lumsden Rd to Bloomingdale Ave Tier 1	130,000	Nov-27
C69638225	Bicycle corridor retrofit - Tarpon Springs Rd from County Line to Gunn Hwy Tier 1	129,917	Nov-26
C69638226	Pedestrian Corridor Safety Retrofit- Tier 1 - Rhodine Rd from Balm Riverview Rd to Colonial Estates Ln	130,000	Nov-27
C69638227	Pedestrian Corridor Safety Retrofit- Riverview Dr from US 301 to Alafia Dr & Providence Rd from Church Dr to End Tier 1	130,000	Nov-27
C69638228	HART-Bus Stop Ped Safety and Access- Waters Ave & Himes Ave Tier 1	400,000	Nov-26
C69638229	HART-Bus Stop Ped Safety and Access - Bloomingdale and Providence Road Tier 1	140,000	Nov-26

TRANSPORTATION PROGRAM MASTER PROJECTS

Sub-Project #	Sub-Project Title	Cost Estimate	Estimated Completion Date
C69638230	HART - Bus Stop Ped Safety and Access - Memorial Hwy Tier 1	130,000	Dec-25
C69638003	Bellamy Elementary School	372,097	Nov-24
C69638006	Pierce Middle School Ped Safety and Circulation Improvements	995,126	Aug-26
C69638014	Springhead Elementary School Circulation Improvements	174,141	Jan-25
C69638016	Riverview Elementary School Circulation Improvements	1,062,668	Dec-26
C69638017	Palm River Elementary School Ped. Safety and Circulation Improvements	444,511	TBD
C69638018	Brooker Elementary School and Burns Middle School Circulation	520,738	Feb-25
C69638021	Collins Elementary School Circulation Improvements	2,681,787	Apr-25
C69638022	Rodgers Middle School Sidewalk	2,537,567	Jan-27
C69638030	Bruce B Downs (CR 581) from USF Pine Drive to Fletcher Avenue (CR 582A) Sidewalk Improvements	2,211,572	Oct-24
C69638035	Seffner Elementary School Circulation Improvements	246,261	Nov-24
C69638039	Harvest Hope Park Sidewalks	916,153	Jul-24
C69638041	Sumner High School Zone and Pedestrian Mobility Enhancements - Zones 1 & 4	2,550,182	Mar-27
C69638043	Walker Middle School Circulation Improvements	1,709,697	Mar-27
C69638100	School Crossing Batch 1 - W Village	635,095	Ongoing
C69638101	Falkenburg and Bellewater Pedestrain Crossing Upgrades	205,000	Jul-26
C69638102	Progress Blvd Simmons Bowers Park and Progess Village Park Crosswalk	451,597	Sep-26
C69638103	Covington Gardens Pedestrain Crossing Improvements	150,000	Nov-26
C69638104	Ped Safety Improvements-Bruce B Downs Blvd and Cross Creek Blvd (Blank-Out No Right)	356,200	Sep-25
C69638105	Ped Safety Improvements-Gunn Hwy & Wayne Rd Pedestrian Signal	1,163,802	Sep-25
C69638106	Ped Safety Improvements-Gunn Hwy & Peterson Rd Pedestrian Signal	1,380,359	Sep-26
C69638107	Ped Safety Improvements-Webb Rd and Town&Country Greenway Trail	623,370	Nov-26
C69638115	FY24 Pedestrian Safety Corridor Retrofit - Sheldon Rd and Waters Ave - Project Development	25,116	Sep-25
C69638109	FY24 Pedestrian Corridor Safety Retrofit - Bloomingdale Ave (Las Brisas Dr to S Kings Ave) - Project Development	24,909	Sep-25
C69638110	Corridor Safety Retrofit-W Bloomingdale Ave (from Las Brisas Dr to S Kings Ave) - Tier 1	90,000	Sep-25
C69638111	FY24 Pedestrian Corridor Safety Retrofit - Boyette Rd (Browning Rd to Dorman Rd) - Project Development	24,909	Sep-25
C69638112	FY24 Pedestrian Corridor Safety Retrofit - Gibsonton Drive (US 41 to Balm Riverview Rd) - Project Development	49,976	Sep-25
C69638113	FY24 Pedestrian Corridor Safety Retrofit - Manhattan Ave (Gandy Blvd to Euclid Ave) - Project Development	24,909	Sep-25
C69638114	FY24 Pedestrian Corridor Safety Retrofit - Mobility Fee District 1 - Project Development	60,559	Sep-25
C69638116	FY24 Pedestrian Corridor Safety Retrofit - Mobility Fee District 2 - Project Development	30,279	Sep-25
C69638117	FY24 Pedestrian Corridor Safety Retrofit - Mobility Fee District 4 - Project Development	60,559	Sep-25

Sub-Project #	Sub-Project Title	Cost Estimate	Estimated Completion Date
C69638118	FY24 Transit Corridor Safety - Mobility Fee Zone 1 - Project Development	90,793	Sep-25
C69638108	FY24 Pedestrian Corridor Safety Retrofit - Fletcher Ave (N Armenia Ave to N Florida Ave - Project Development	24,909	Sep-25
C69638133	15th Street (Fowler Ave to Fletcher Ave) - Phase II	700,000	Feb-26
C69694000	Bay to Bay Safety	1,199,878	Dec-26
C69638200	Annual Pedestrian Safety Improvements with Pavement Resurfacing Program	602,135	Ongoing
C69638300	CEI Ped Safety	99,812	Ongoing
C69638999	General Support	811,039	Ongoing
	Sub Total	$41,066,838	
	Completed and Cancelled Subprojects Prior to FY 25	$10,631,547	
	Future Funding to be Determined	($7,885,218)	
	Total Pedestrian Safety & Mobility Enhancement Program	**$43,813,167**	
C69696000 -Road Repaving -- Surtax (MP)			
C69696001	Resurfacing Tax Project HC027 OLD HOPEWELL RD from HENRY GEORGE RD to HORTON RD Priority Tier 1	$2,230,000	TBD
C69696002	Resurfacing Tax Project HC051 WOOTEN RD Local Road Group Priority Tier 1	510,000	TBD
C69696003	Resurfacing Tax Project HC052 W FARKAS RD Local Road Group Priority Tier 1	540,000	TBD
C69696004	Resurfacing Tax Project HC055 CARON RD Local Road Group Priority Tier 1	330,000	TBD
C69696005	Resurfacing Tax Project HC046 RUSTIC DR Local Road Group Priority Tier 1	870,000	TBD
C69696006	Resurfacing Tax Project HC032 PAT BLVD Local Road Group Priority Tier 1	1,830,000	TBD
C69696007	Resurfacing Tax Project HC048 WINTERWIND DR from CASEY RD to EHRLICH RD Priority Tier 1	320,000	TBD
C69696008	Resurfacing Tax Project HC040 24TH AVE S Local Road Group Priority Tier 1	960,000	TBD
C69696009	Resurfacing Tax Project HC043 MILL POINT SUBDIVISION Local Road Group Priority Tier 1	1,020,000	TBD
C69696010	Resurfacing Tax Project HC042 MOCCASIN TRAIL DR Local Road Group Priority Tier 1	1,080,000	TBD
C69696011	Resurfacing Tax Project HC034 CANTERBURY LAKE BLVD Local Road Group Priority Tier 1	1,860,000	TBD
C69696012	Resurfacing Tax Project HC054 TIMBER KNOLL DR Local Road Group Priority Tier 1	390,000	TBD
C69696013	Resurfacing Tax Project HC056 OGAKOR DR Local Road Group Priority Tier 1	300,000	TBD
C69696014	Resurfacing Tax Project HC033 COMPTON ST Local Road Group Priority Tier 1	1,770,000	TBD
C69696015	Resurfacing Tax Project HC044 ALAVISTA DR Local Road Group Priority Tier 1	960,000	TBD
C69696016	Resurfacing Tax Project HC037 LONE OAK RD from TURKEY CREEK RD to DRAWDY RD Priority Tier 1	1,320,000	TBD
C69696017	Resurfacing Tax Project HC010 TAYLOR GILL RD from STATE ROAD 674 to COUNTY LIMIT Priority Tier 1	5,220,000	TBD

Sub-Project #	Sub-Project Title	Cost Estimate	Estimated Completion Date
C69696018	Resurfacing Tax Project HC018 HENRY GEORGE RD from OLD HOPEWELL RD to E KEYSVILLE RD Priority Tier 1	3,800,000	TBD
C69696019	Resurfacing Tax Project HC041 NORTH MOBLEY RD from GUNN HWY to HUTCHISON RD Priority Tier 1	1,270,000	TBD
C69696020	Resurfacing Tax Project HC006 TARPON SPRINGS RD from COUNTY LIMIT to GUNN HWY Priority Tier 1	6,570,000	TBD
C69696021	Resurfacing Tax Project HC007 SHELDON RD from W WATERS AVE to W HILLSBOROUGH AVE Priority Tier 1	6,520,000	TBD
C69696022	Resurfacing Tax Project HC009 S COUNTY ROAD 39 from SR674 to COUINTY LIMIT Priority Tier 1	5,860,000	TBD
C69696023	Resurfacing Tax Project HC001 COUNTY ROAD 672 from BALM RD to S COUNTY ROAD 39 Priority Tier 1	10,848,383	TBD
C69696024	Resurfacing Tax Project HC031 S 58TH ST from PALM RIVER RD to S 22ND ST Priority Tier 1	2,050,000	TBD
C69696025	Resurfacing Tax Project HC008 E KEYSVILLE RD from S COUNTY ROAD 39 to LITHIA PINECREST RD Priority Tier 1	6,983,929	TBD
C69696026	Resurfacing Tax Project HC002 LITHIA PINECREST RD from S COUNTY ROAD 39 to HWY 640 Priority Tier 1	8,037,895	TBD
C69696027	Resurfacing Tax Project HC049 CLAY PIT RD from COUNTY ROAD 579 to PINE ST Priority Tier 1	750,000	TBD
C69696028	Resurfacing Tax Project HC024 MOORES LAKE RD from E US HIGHWAY 92 to MARTIN LUTHER KING BLVD Priority Tie	2,790,000	TBD
C69696029	Resurfacing Tax Project HC004 S COUNTY ROAD 579 from STATE ROAD 674 to COUNTY LIMIT Priority Tier 1	7,150,000	TBD
C69696030	Resurfacing Tax Project HC021 THONOTOSASSA RD from N FORBES RD to MARSHALL DR Priority Tier 1	3,300,000	TBD
C69696031	Resurfacing Tax Project HC030 ALLEN RD from S COUNTY LINE RD to LITHIA PINECREST RD Priority Tier 1	2,070,000	TBD
C69696032	Resurfacing Tax Project HC026 STAFFORD RD from FRITZKE RD to N FORBES RD Priority Tier 1	2,600,000	TBD
C69696033	Resurfacing Tax Project HC003 W KNIGHTS GRIFFIN RD from STACY RD to STRAUSS RD Priority Tier 1	7,760,000	TBD
C69696034	Resurfacing Tax Project HC071 CRYSTAL LAKE RD from GERACI RD to US 41 Priority Tier 2	2,060,000	TBD
C69696035	Resurfacing Tax Project HC019 THONOTOSASSA RD from TAYLOR RD to MCINTOSH RD Priority Tier 1	3,810,000	TBD
C69696036	Resurfacing Tax Project HC014 COOPER RD / FRITZKE RD from W KNIGHTS GRIFFIN RD to WIDGETS WALK WAY Pric	4,890,000	TBD
C69696037	Resurfacing Tax Project HC025 COVINGTON GARDEN DR from Big Bend Rd to OXFORD GARDEN CIR Priority Tier 1	1,340,000	TBD
C69696038	Resurfacing Tax Project HC035 S FALKENBURG RD from EAGLE PALM DR to DEER CHASE DR Priority Tier 1	1,890,000	TBD
C69696039	Resurfacing Tax Project HC005 PROGRESS BLVD from JOANNE KEARNEY BLVD to S FALKENBURG RD Priority Tier 1	4,100,000	TBD
C69696040	Resurfacing Tax Project HC029 HARTFORD ST from US41 to S 70TH ST Priority Tier 1	2,230,000	TBD
C69696041	Resurfacing Tax Project HC028 CAUSEWAY BLVD from S FALKENBURG RD to US 301 Priority Tier 1	3,180,000	TBD
C69696042	Resurfacing Tax Project HC022 E HANNA AVE from N 40th ST to HARNEY RD Priority Tier 1	2,970,000	TBD
C69696043	Resurfacing Tax Project HC016 W FLETCHER AVE from N DALE MABRY HWY to N ARMENIA AVE Priority Tier 1	4,080,000	TBD
C69696044	Resurfacing Tax Project HC036 EHRLICH RD from W BEARSS AVE to LAKE MAGDALENE BLVD Priority Tier 1	1,860,000	TBD
C69696045	Resurfacing Tax Project HC057 HUDSON LN from SR597 to ORANGE GROVE DR Priority Tier 1	310,000	TBD
C69696046	Resurfacing Tax Project HC017 W FLETCHER AVE from N ARMENIA AVE to N BOULEVARD Priority Tier 1	3,990,000	TBD
C69696047	Resurfacing Tax Project HC047 HAMPTON PARK BLVD from LOWELL RD to GUNN HWY Priority Tier 1	930,000	TBD
C69696048	Resurfacing Tax Project HC039 PROVIDENCE RIDGE BLVD from S GORNTO LAKE RD to PROVIDENCE RD Priority Tier	1,430,000	TBD

Sub-Project #	Sub-Project Title	Cost Estimate	Estimated Completion Date
C69696049	Resurfacing Tax Project HC015 MUCK POND RD / GORE RD from N KINGSWAY RD to GALLAGHER RD Priority Tier 1	4,010,000	TBD
C69696050	Resurfacing Tax Project HC050 CEDAR CREEK BLVD from HENDERSON RD to ANDERSON RD Priority Tier 1	680,000	TBD
C69696051	Resurfacing Tax Project HC023 MEMORIAL HWY from W HILLSBOROUGH AVE to MONTAGUE ST Priority Tier 1	2,790,000	TBD
C69696052	Resurfacing Tax Project HC012 COUNTRYWAY BLVD from W LINEBAUGH AVE to W WATERS AVE Priority Tier 1	5,300,000	TBD
C69696053	Resurfacing Tax Project HC020 MORRIS BRIDGE RD from COUNTY LIMIT to CROSS CREEK BLVD Priority Tier 1	3,420,000	TBD
C69696054	Resurfacing Tax Project HC011 MORRIS BRIDGE RD from MORRIS BRIDGE-I75 N RAMP to MORRIS BRIDGE PARK Pri	4,690,000	TBD
C69696055	Resurfacing Tax Project HC061 SYDNEY RD / SALEM CHURCH RD from N DOVER RD to TURKEY CREEK RD Priority Ti	5,270,000	TBD
C69696056	Resurfacing Tax Project HC073 SWINDELL RD from CHARLIE TAYLOR RD to N COUNTY LINE RD Priority Tier 2	1,360,000	TBD
C69696057	Resurfacing Tax Project HC064 PRUETT RD from BLACK DAIRY RD to N KINGSWAY RD Priority Tier 2	2,940,000	TBD
C69696058	Resurfacing Tax Project HC065 N KINGSWAY RD from THONOTOSASSA RD to PRUETT RD Priority Tier 2	2,870,000	TBD
C69696059	Resurfacing Tax Project HC066 12TH ST NE / INTERCHANGE ST from E SHELL POINT RD to US 41 Priority Tier 2	2,520,000	TBD
C69696060	Resurfacing Tax Project HC070 SINCLAIR HILLS RD from N NEBRASKA AVE to LIVINGSTON AVE Priority Tier 2	1,880,000	TBD
C69696061	Resurfacing Tax Project HC059 BRUCE B DOWNS BLVD from E BEARSS AVE to E FOWLER AVE Priority Tier 2	4,390,000	TBD
C69696062	Resurfacing Tax Project HC062 HARNEY RD from US 301 to US 301 Priority Tier 2	4,470,000	TBD
C69696063	Resurfacing Tax Project HC068 BIG BEND RD from BALM RIVERVIEW RD to LOVERS LN Priority Tier 2	1,480,000	TBD
C69696099	Project Administration and Support - Road Repaving (Surtax)	710,000	TBD
C69696100	Priority Tier 1 Project Development - Pavement Data Collection and Geotech	800,000	TBD
C69696X50	Resurfacing Tax Project HC038 E FOWLER AVE from US 301 to Tom Fulsom Rd Priority Tier 1	60,000	TBD
C69696XXX	Future Resurfacing Tax Project - Tier 2	20,011,628	TBD
	Sub Total	$208,591,836	
	Completed and Cancelled Subprojects Prior to FY 25	$0	
	Available for Future Projects	$0	
	Total Road Repaving -- Surtax (MP)	**$208,591,836**	

C69684000 - Roadway Pavement Preservation - ARP Act Revenue Recovery Funds

C69684058	Road Resurfacing by Neighborhood - Old Big Bend Rd	$165,033	Nov-24
C69684103	North Howard Ave from West Kennedy Blvd to West St. Louis St Group (820) - Major Road Resurfacing	3,366,423	Mar-25
C69684124	BAYAUD DR. GROUP (10990) - LOCAL ROADS RESURFACING	303,300	Oct-24
C69684125	BRELAND DR. GROUP (11000) - LOCAL ROADS RESURFACING	187,877	Oct-24
C69684126	HAMPDEN DR. GROUP (11010) - LOCAL ROADS RESURFACING	450,632	Oct-24

TRANSPORTATION PROGRAM MASTER PROJECTS

Sub-Project #	Sub-Project Title	Cost Estimate	Estimated Completion Date
C69684127	WHEELING DR. GROUP (12060) - LOCAL ROADS RESURFACING	131,747	Apr-25
C69684128	KEYSTONE PARK COLONY GROUP (12360) - LOCAL ROADS RESURFACING	263,190	Mar-25
C69684129	SHADBERRY DR. GROUP (12040) - LOCAL ROADS RESURFACING	296,328	Apr-25
C69684130	PHILMORE ROAD GROUP (14480) - LOCAL ROADS RESURFACING	188,442	Mar-25
C69684132	ABBEY LN GROUP (13760) - LOCAL ROADS RESURFACING	127,055	Feb-25
C69684133	WILKINSON DR. GROUP (19010) - LOCAL ROADS RESURFACING	449,965	Jun-25
C69684134	24TH AVE. S.E. GROUP (26220) - LOCAL ROADS RESURFACING	88,824	Jun-25
C69684135	STONEPOINTE PLACE GROUP (13320) - LOCAL ROADS RESURFACING	92,432	May-25
C69684136	N. GLEN AVE. GROUP (15050) - LOCAL ROADS RESURFACING	428,018	May-25
C69684137	WEXFORD GREEN DR. GROUP (21830) - LOCAL ROADS RESURFACING	145,807	May-25
C69684189	Riverview Dr from US Hwy 41 to End of Pavement at 11227 Riverview Dr	2,239,858	Sep-24
C69684197	Regents Park Drive (from North Entrance of BBD Blvd to South Entrance of BBD Blvd) & Pebble Creek Dr Group (7750) - M	251,858	Sep-24
C69684198	Tobacco Rd from Hutchison to Van Dyke Group (2200) - Major Road Resurfacing	344,959	TBD
C69684922	Localized Repair ARP	512,083	Ongoing
C69684998	CEI	1,898,708	Ongoing
C69684999	General Support Serv	252	Ongoing
TBD	Remaining Dollars for additonal work orders or projects	40,359	TBD
	Sub Total	$11,973,148	
	Completed and Cancelled Subprojects Prior to FY 25	$30,526,852	
	Available for Future Projects	$0	
	Total Roadway Pavement Preservation - ARP Act Revenue Recovery Funds	**$42,500,000**	

C69631000 - Roadway Pavement Preservation Program

C69631026	Plantation Blvd Group (12120) - Local Roads Resurfacing	$1,142,943	Sep-25
C69631027	Flag Item Localized Pavement Repairs (Wostal)	1,000,000	TBD
C69631090	Project Administration and Support	4,790,525	Ongoing
C69631092	CWS LOCALIZED R	9,084,492	Ongoing
C69631093	Annual Construction CEI and Testing	5,102,135	Ongoing
C69631102	North Armenia Ave Resurfacing from West Kennedy Boulevard to W Columbus Dr.	263,119	Apr-28
C69631103	North Howard Ave from West Kennedy Blvd to West St. Louis St Group (820) - Major Road Resurfacing	796,021	TBD

TRANSPORTATION PROGRAM MASTER PROJECTS

Sub-Project #	Sub-Project Title	Cost Estimate	Estimated Completion Date
C69631104	North Westshore Boulevard Resurfacing from West Kennedy Boulevard to West Spruce St	3,017,094	Apr-26
C69631105	West Columbus Dr. from N Dale Mabry to Armenia Group (8300) - Major Road Resurfacing	3,304,075	Nov-25
C69631107	West and East Waters Ave. Group (4700) - Major Road Resurfacing	3,700,100	Feb-25
C69631108	Pine Crest Manor Blvd. / W. Lambright St. / W. Sligh Ave. Group (4500) - Major Road Resurfacing	5,962,199	Nov-26
C69631191	33rd St SE from 27th Ave SE to South of 14th SE Group (4980) Major Road Resurfacing	2,170,905	May-26
C69631194	Oakfield Dr. From S. Lakewood Dr. Group (2680) - Major Road Resurfacing	1,376,744	Jan-25
C69631196	N. Wilder Rd From US HWY 92 To E. - Group (4090) - Major Road Resurfacing	4,726,181	Jan-26
C69631198	Jackson Springs Road Group (3380) - Major Road Resurfacing	2,068,147	Jan-27
C69631199	7th Street S.W. and 10th Street and S.W. Woodland Estates Ave. Group (3000) - Major Road Resurfacing	3,007,937	Jan-27
C69631200	24TH ST SE From DEAD END To E COLLEGE AVE GROUP (5010) - Major Road Resurfacing	2,948,384	May-26
C69631202	Road Resurfacing by Neighborhood (existing funding)	5,437,355	Ongoing
C69631232	Tobacco Rd from Hutchison to Van Dyke Group (2200) - Major Road Resurfacing	3,225,000	TBD
C69631250	FY25 LOCALIZED REPAIR - MAJOR ROADS	3,213,526	Ongoing
C69631251	FY25 CWS LOCALIZED REPAIR - NIEGHBORHOOD ROADS	600,000	Ongoing
C69631301	Geotechnical Design - PD&E	1,100,000	Ongoing
C69631302	PROJECT DEVELOPMENT - FY23 ANNUAL PCI INSPECTION NEIGHBORHOOD RDS	398,312	Ongoing
C69631303	PROJECT DEVELOPMENT - PCI REPORT SERVICES	175,716	Ongoing
C69631305	BAYAUD DR. GROUP (10990) - LOCAL ROADS RESURFACING	82,707	TBD
C69631306	BRELAND DR. GROUP (11000) - LOCAL ROADS RESURFACING	27,869	TBD
C69631317	East Tampa - Localized Pavement Repairs	200,000	Sep-25
C69631318	NORTHBRIDGE BLVD FROM WOODBRIDGE BLVD TO W WATERS AVE. GROUP (3550) - MAJOR ROAD RESURFACIN	2,477,877	Oct-27
C69631319	Breckenridge Pkwy Group (16010) - Local Roads Resurfacing	207,000	Sep-25
C69631320	N. 59th St. Group (16060) - Local Roads Resurfacing	238,000	Sep-25
C69631321	N. 50th St. Group (16080) - Local Roads Resurfacing	403,394	Sep-25
C69631322	WHEELING DR. GROUP (12060) - LOCAL ROADS RESURFACING	461,946	Apr-25
C69631325	Jaudon Rd. Group (19790) - Local Roads Resurfacing	425,000	Oct-25
C69631326	Turkey Creek Rd. Group (24420) - Local Roads Resurfacing	400,000	Oct-25
C69631327	Huckleberry Dr. Group (25330) - Local Roads Resurfacing	257,517	Oct-25
C69631330	STONEPOINTE PLACE GROUP (13320) - LOCAL ROADS RESURFACING	19,481	May-25
C69631333	Beauchamp Rd and Boot Bay Rd Resurfacing From Branch Forbes Rd to E Dead End - Group (5550) - Major Road Resurfa	1,738,448	TBD
C69631334	Swindell Rd From Charlie Taylor Rd To County Line Rd. - Group (5540) - Major Road Resurfacing	618,752	May-28

TRANSPORTATION PROGRAM MASTER PROJECTS

Sub-Project #	Sub-Project Title	Cost Estimate	Estimated Completion Date
C69631335	W Clifton St Group (15130) - Local Roads Resurfacing	117,845	Oct-25
C69631336	Wagonwheel Rd Group (26160) - Local Roads Resurfacing	168,000	Oct-25
C69631337	Woodland Estates Ave Group (17900) - Local Roads Resurfacing	585,000	Oct-25
C69631338	Wood Lake Blvd Group (11840) - Local Roads Resurfacing	414,000	Oct-25
C69631339	Ranger Dr Group (11650) - Local Roads Resurfacing	257,115	Oct-25
C69631342	Lewis Rd Group (25270) - Local Roads Resurfacing	183,000	Oct-25
C69631343	Knowles Rd Group (24820) - Local Roads Resurfacing	222,000	Oct-25
C69631344	Hancock's Acres Group (23070) - Local Roads Resurfacing	489,000	Oct-25
C69631345	Futch Rd Group (20010) - Local Roads Resurfacing	387,000	Oct-25
C69631346	Florida Mining Blvd Group (13080) - Local Roads Resurfacing	346,135	Oct-25
C69631347	El Doradro Dr. Group (13512) - Local Roads Resurfacing	400,000	Oct-25
C69631348	Eden Roc Cir (Formerly Dana Shores Dr) Group (13370) - Local Roads Resurfacing	931,375	Oct-25
C69631349	E Terrace Dr Group (18400) - Local Roads Resurfacing	391,500	Oct-25
C69631350	Dimarco Rd Group (13380) - Local Roads Resurfacing	199,848	Oct-25
C69631351	Dana Shores Dr. Group (3462) - Local Roads Resurfacing	420,000	Oct-25
C69631352	Countryview Rd Group (18230) - Local Roads Resurfacing	313,000	Oct-25
C69631353	Cloverleaf Dr Group (25190) - Local Roads Resurfacing	182,000	Oct-25
C69631354	Church St Group (20410) - Local Roads Resurfacing	64,500	Oct-25
C69631355	Bray Rd Group (13390) - Local Roads Resurfacing	741,209	Oct-25
C69631356	Baytree Dr Group (23410) - Local Roads Resurfacing	566,000	Oct-25
C69631357	Paces Ferry Dr Group (11850) - Local Roads Resurfacing	329,000	Oct-25
C69631359	Bay Dr Group (11360) - Local Roads Resurfacing	198,000	Oct-25
C69631361	Nesmith Rd From Horton Rd To E Trapnell Rd. - Group (3800) - Major Road Resurfacing	3,780,272	TBD
C69631363	County Road 672 From US301 to Balm Rd - Group (12900) - Major Road Resurfacing	5,892,933	TBD
C69631364	S. Park Rd from Gordon Food Service Dr. to Bakers St. - Group (1050) - Major Road Resurfacing	3,631,860	Feb-27
C69631365	Morris Bridge Rd From Morris Bridge-I75 N Ramp To Morris Bridge Park Group (650) - Major Road Resurfacing	500,000	Apr-26
C69631367	Bayshore Blvd Roadway Maintenance & Repair	1,000,000	May-26
C69631368	PINE ST GROUP (18870) - Local Roads Resurfacing	920,000	Dec-25
C69631900	PROJECT DEVELOPMENT - GEOTECHNICAL DESIGN NEIGHBORHOOD ROADS	1,158,311	Ongoing
C69631901	CWS LOCALIZED REPAIR - LOCAL ROADS	1,030,632	Ongoing
C69631902	LOCALIZED REPAIR - MAJOR ROADS	3,049,150	Ongoing

Sub-Project #	Sub-Project Title	Cost Estimate	Estimated Completion Date
C69631903	PAVEMENT CONDITION INSPECTIONS - MAJOR & LOCAL ROADS	1,432,622	Ongoing
	Sub Total	$106,470,207	
	Completed and Cancelled Subprojects Prior to FY 25	$115,608,395	
	Available for Future Projects	$56,440,854	
	Total Roadway Pavement Preservation Program	**$278,519,456**	
C69676000 - Safe Routes To School Programs			
C69676324	FY25 School Route Safety Improvements - Project Development - Pinecrest ES - PD&E - Mobility Fee 5	$75,000	TBD
C69676325	Annual School Route Project Development - Aquilla J. Morgan High School (14)	75,000	TBD
C69676326	Folsom Elementary - Harney Rd Sidewalk Extension	621,506	Dec-26
C69676327	FY25 School Route Safety Improvements - Project Development - East Bay HS, Corr ES, Eisenhower MS - PD&E - Mobility	225,000	TBD
C69676328	Newsome High School - Tier 1 Improvements	60,000	Nov-25
C69676329	Annual School Route Project Development - Jennings Middle School/Wiliams Rd	150,000	TBD
C69676330	Westchase Elementary School - Linebaugh Avenue School Crossing - Tier 2	1,050,000	Sep-26
C69676331	Dorothy C. York Innovation Academy - School Safety Improvements At Covington Garden Drive and Paseo Al Mar Boulevar	224,507	Sep-25
C69676332	School Routes Safety Improvements - Riverview HS Tier 2 - Part 2	1,900,000	Mar-28
C69676333	Annual Localized School Safety Improvements - Lennard High School and HCC - 24th St Crosswalk Improvements	75,000	Sep-26
C69676335	School Route Safety Improvements - Gaither HS & Claywell ES (4A & 4B) Tier 2 - Part 2	2,245,000	TBD
C69676337	School Route Safety Improvements - Leto, Pierce & Alexander Tier 2 - Part 2	2,245,000	TBD
C69676339	School Routes Safety Improvements - King HS and Robles ES Tier 2- Part 2	2,230,000	TBD
C69676340	School Route Safety Improvements - Brandon HS & Limona ES (5A & 5B) Tier 2 - Part 2	2,230,000	TBD
C69676005	School Speed Zone Upgrades - Phase 1 - At Grade Ground Mounted Flashing Beacons & Signs	4,602,662	Jun-25
C69676006	School Speed Zone Upgrades - Phase 2 - Multi-Lane Overhead Mounted Flashing Beacons & Signs	5,069,061	Oct-25
C69676100	Annual Localized School (Bellmont-Easement)	494,978	Ongoing
C69676202	School Route Safety Improvements - Leto HS (2A), Pierce MS (1A), Alexander ES (1B) - Tier 2	250,410	Jan-26
C69676205	School Route Safety Improvements - Gaither HS (4A) & Claywell ES (4B) - Tier 1	60,000	Dec-25
C69676207	School Route Safety Improvements - Brandon HS (5A) & Limona ES (5B) - Tier 1	150,000	May-25
C69676300	CEI Safe Routes	79,183	Ongoing
C69676301	School Route Way Finding - Mort Elementary to Harvest Hope	263,800	May-25
C69676302	Annual Localized School Safety Improvements - Memorial Highway Hazardous Walking Condition Corrections	219,886	Ongoing
C69676304	School Routes Safety Improvements - King HS and Robles ES Tier 2	245,706	Jul-25

Sub-Project #	Sub-Project Title	Cost Estimate	Estimated Completion Date
C69676306	School Routes Safety Improvements - Gaither HS & Claywell ES Tier 2	336,965	Nov-25
C69676309	School Routes Safety Improvements - Riverview High School Project Development	110,995	TBD
C69676312	School Routes Safety Improvements -Webb Middle, Town & Country / Morgan Woods / Woodbridge Elementary	132,598	TBD
C69676313	School Routes Safety Imp - Webb MS, Town N Country ES, Morgan Woods ES & Woodbridge ES Tier 1 (D&C)	171,791	Sep-25
C69676315	Annual School Route Project Development - LENNARD	91,818	TBD
C69676317	School Route Safety Improvements - Lennard (8) and Thompson Tier 2	2,350,000	TBD
C69676318	Annual School Route Project Development -Mann & Seffner (9A & 9B)	90,362	TBD
C69676320	School Route Safety Improvements - Mann & Seffner (9A & 9B) Tier 2	1,950,000	Dec-27
C69676321	School Route Safety Improvements - Giunta MS Project Development	70,585	TBD
C69676323	School Route Safety Improvements - Giunta (10) Tier 2	5,600,000	Dec-27
	Sub Total	$35,746,814	
	Completed and Cancelled Subprojects Prior to FY 25	$1,211,333	
	Future Funding to be Determined	($4,997,198)	
	Total Safe Routes To School Programs	**$31,960,949**	
C69691000 - Safe Streets and Roads for All			
C69691021	SS4A Implementation - Before After Analysis	$250,000	TBD
C69691200	Project Administration Support	1,558,741	Ongoing
C69691900	SS4A Implementation Grant- Planning Updates	747,066	Ongoing
C69691001	School Route Safety Improvements - Brandon HS & Limona ES (5A & 5B) Tier 2	1,957,572	Jan-27
C69691002	School Route Safety Improvements - Gaither HS & Clayell ES (4A & 4B) Tier 2	1,025,272	Aug-25
C69691003	School Route Safety Improvements - King HS & Robels ES (3A & 3B) Tier 2	2,026,165	TBD
C69691004	School Route Safety Improvements - Leto HS (2A), Pierce MS (1A), Alexander ES (1B) - Tier 2	1,522,565	Aug-26
C69691005	Vision Zero Corridors Safety Retrofit - Mango Road (CR579) from MLK to Hillsborough Ave - Tier 2	1,423,533	Nov-27
C69691006	Transit Corridor Pedestrain Safety - Waters Ave & Himes Ave	650,000	Apr-26
C69691007	Transit Corridor Pedestrian Safety - Bloomingdale Ave from Providence Rd to Las Brisas Dr	650,000	Aug-28
C69691008	Transit Corridor Pedestrian Safety - Boyette Rd from US 301 to McMullen Rd	750,000	Feb-28
C69691009	School Route Safety Improvements - Webb, Town and Country (Web), Morgan Woods, & Woodbridge (7A-7D) Tier 2	2,600,000	May-28
C69691010	School Routes Safety Improvements - Riverview (6) HS Tier 2	600,000	Jun-26
C69691011	Pedestrian Safety Corridors - Bruce B Downs Blvd from 138th Ave to Bearss Ave	1,650,000	Aug-28

Sub-Project #	Sub-Project Title	Cost Estimate	Estimated Completion Date
C69691012	Pedestrian Corridor Safety Retrofit- Manhattan (from Gandy Blvd to Euclid Ave) Tier 2	1,144,826	TBD
C69691013	Pedestrian Safety Corridors - Fletcher Ave from Armenia Ave to N Florida Ave	3,100,000	Sep-28
C69691014	Pedestrian Corridor Safety Retrofit- Gibsonton Dr (from US41 to I75) Tier 2	900,000	Aug-28
C69691015	Pedestrian Corridor Safety Retrofit- W Bloomingdale Ave (from Las Brisas Dr to S Kings Ave) Tier 2	1,225,000	May-28
C69691016	Pedestrian Corridor Safety Retrofit- Sheldon Rd (from Hillsborough Ave to Steward Pond Ln) & Waters Ave (from Sheldon R	1,450,000	Jun-28
C69691017	Vision Zero Corridors - Lynn Turner Rd from Gunn Hwy to Ehrlich Rd	1,426,278	TBD
C69691018	Vision Zero Corridor Safety Retrofit - Sheldon Rd from Hillsborough Ave to Waters Ave - Tier 2	1,750,000	Jun-28
C69691019	Vision Zero Corridors - Gibsonton Dr from I-75 to Balm Riverview Rd	1,700,000	Feb-28
C69691020	Vision Zero Corridors - 78th Street from Causeway Blvd to Palm River Rd	1,600,000	Nov-28
C69691102	N Armenia AVE From W Kennedy Blvd to W Columbus Dr	3,400,000	Jul-28
C69691105	W Columbus DR/ E Columbus DR From Armenia Avenue To N Nebraska Avenue	3,500,000	Jul-28
	Sub Total	$38,607,019	
	Completed and Cancelled Subprojects Prior to FY 25	$0	
	Future Funding to be Determined	($3,752,019)	
	Total Safe Streets and Roads for All	**$34,855,000**	
C69688000 - Sidewalk Improvements - ARP Act 3 Funds			
C69688048	S Dover Rd / N Dover Rd Sidewalk Repair	$98,352	Oct-24
C69688038	Waikiki Way Sidewalk Repair	664,344	Oct-24
C69688064	N 37th St Sidewalk Repair	96,364	Oct-24
C69688049	Front St Sidewalk Repair	89,803	Oct-24
C69688058	Turkey Creek Rd Sidewalk Repair	232,743	Oct-24
C69688041	N 15th St Sidewalk Repair	148,006	Oct-24
C69688042	Axlewood Cir Sidewalk Repair	346,663	Nov-24
C69688065	690 Bruce B Downs Blvd Sidewalk Repair	48,683	Nov-24
C69688019	Lanshire Dr Sidewalk Repair	173,003	Nov-24
C69688020	W Caracas St Sidewalk Repair	145,351	Dec-24
C69688053	Valley Hill Dr Sidewalk Repair	208,966	Dec-24
C69688055	Lakewood Dr Sidewalk Repair	625,005	Dec-24
C69688066	695 Bruce B Downs Blvd Sidewalk Repair	78,490	Dec-24
C69688067	Juniperus Pl Sidewalk Repair	190,801	Jan-25

TRANSPORTATION PROGRAM MASTER PROJECTS

Sub-Project #	Sub-Project Title	Cost Estimate	Estimated Completion Date
C69688050	Atlantic Dr Sidewalk Repair	358,424	Jan-25
C69688052	E Shell Point Rd Sidewalk Repair	529,926	Feb-25
C69688054	12th St SE Sidewalk Repair	141,727	Feb-25
C69688068	Orange Grove Dr / Carib Rd Sidewalk Repair	190,560	Mar-25
C69688026	Sheldon Rd Sidewalk Repair	195,108	Mar-25
C69688025	Memorial Hwy Sidewalk Repair	70,693	Mar-25
C69688040	Porpoise Dr Sidewalk Repair	804,558	Apr-25
C69688028	Memorial Hwy Id 500 Sidewalk Repair	445,189	Apr-25
C69688023	Oakvista Cir Sidewalk Repair	246,095	May-25
C69688024	Mohr Loop Sidewalk Repair	58,608	May-25
C69688070	County Road 579 Sidewalk Repair	282,846	May-25
C69688022	Timberlane West Dr Sidewalk Repair	188,297	May-25
C69688021	Drycreek Dr Sidewalk Repair	304,738	May-25
C69688027	Anderson Rd Sidewalk Repair	204,214	May-25
C69688029	W Waters Ave Sidewalk Repair	108,965	May-25
C69688069	Henderson Rd Sidewalk Repair	345,470	Jun-25
C69688075	N Habana Ave Sidewalk Repair	303,619	Jun-25
C69688062	N Armenia Ave Sidewalk Repair	572,109	Jun-25
C69688074	Fish Lake Rd Sidewalk Repair	448,507	Jul-25
C69688057	Gallagher Rd Sidewalk Repair	100,499	Oct-25
C69688076	Armand Dr Sidewalk Repair	418,062	Nov-25
C69688XXX	N Hesperides St Sidewalk Repair	133,688	TBD
C69688XX1	W Humphrey St / N Grady Ave Sidewalk Repair	124,085	TBD
C69688XX2	Camden Woods Dr Sidewalk Repair	163,164	TBD
C69688999	General Administrative Support Services	837	Ongoing
C69688200	CEI - Arp Underserved	247,677	Ongoing
	Sub Total	$10,134,241	
	Completed and Cancelled Subprojects Prior to FY 25	$8,068,232	
	Available for Future Projects	$0	
	Total Sidewalk Improvements - ARP Act 3 Funds	**$18,202,473**	

Sub-Project #	Sub-Project Title	Cost Estimate	Estimated Completion Date
C69689000 - Sidewalk Improvements - ARP Act Revenue Recovery Funds			
C69689017	Ramble Creek Dr Sidewalk Repair	$742,252	Mar-25
C69689016	Malvern Cir Sidewalk Repair	259,861	Mar-25
C69689020	Sunnyoak Dr Sidewalk Repair	627,162	Apr-25
C69689018	Sand Ridge Dr Sidewalk Repair	695,464	Apr-25
C69689021	Laurel Ledge Dr Sidewalk Repair	721,952	May-25
C69689027	Summer Springs Dr Sidewalk Repair	172,808	Jun-25
C69689023	Lyndhurst Dr Sidewalk Repair	80,601	Jun-25
C69689022	Longcrest Dr Sidewalk Repair	269,205	Jun-25
C69689024	Holleman Dr Sidewalk Repair	550,153	Jul-25
C69689015	Norchester Cir Sidewalk Repair	352,892	Aug-25
C69689019	Standbridge Dr Sidewalk Repair	562,553	Apr-25
	Sub Total	$5,034,901	
	Completed and Cancelled Subprojects Prior to FY 25	$2,069,344	
	Available for Future Projects	$0	
	Total Sidewalk Improvements - ARP Act Revenue Recovery Funds	**$7,104,245**	
C69678000 - Sidewalk Repair Program			
C69678074	Hollyberry Ct Sidewalk Repair	$34,611	Jan-25
C69678098	Westchase Section 110 Sidewalk Repair	349,486	23-May-25
C69678060	Hammocks Glade Dr Sidewalk Repair	294,686	26-May-25
C69678061	Sugar Tree Dr Sidewalk Repair	128,427	28-May-25
C69678180	Summer Springs Dr Sidewalk Repair	304,169	23-Jun-25
C69678094	Reflections Blvd / Boulevard of Roses Sidewalk Repair	254,217	Jul-25
C69678062	Walton Way Sidewalk Repair	308,166	14-Jul-25
C69678095	Overbrook Dr Sidewalk Repair*	464,452	18-Jul-25
C69678059	Fairway View Dr Sidewalk Repair	288,793	Jul-25
C69678063	Thackston Dr Sidewalk Repair	262,726	Aug-25
C69678064	Blowing Oak St Sidewalk Repair	223,365	13-Aug-25
C69678101	Channelside Dr Sidewalk Repair	334,539	25-Aug-25
C69678070	Providence Rd Sidewalk Repair	179,566	Aug-25

TRANSPORTATION PROGRAM MASTER PROJECTS

Sub-Project #	Sub-Project Title	Cost Estimate	Estimated Completion Date
C69678102	Westchase Section 115 Sidewalk Repair	234,209	Sep-25
C69678066	Emerald Creek Dr Sidewalk Repair	60,029	Sep-25
C69678067	Hilltop Dr Sidewalk Repair	197,981	Sep-25
C69678097	Garden Quilt Cir Sidewalk Repair	504,222	Sep-25
C69678103	Belle Meade Blvd Sidewalk Repair	541,655	Oct-25
C69678065	Sanderling Ridge Dr Sidewalk Repair	957,634	1-Oct-25
C69678110	Bonneville Dr Sidewalk Repair	493,338	2-Oct-25
C69678109	Wind Dancer St Sidewalk Repair	512,198	3-Oct-25
C69678111	Lake Carrol Way Sidewalk Repair	191,479	3-Oct-25
C69678122	870 W Bay To Bay Blvd Sidewalk Repairs	88,468	Oct-25
C69678123	W Sligh Ave / E Sligh Ave Sidewalk Repairs	148,945	Oct-25
C69678068	Vonderburg Dr Sidewalk Repair	241,456	6-Oct-25
C69678072	Riverview Dr Sidewalk Repair	511,415	13-Oct-25
C69678112	Swan Lake Dr Sidewalk Repair	807,531	Oct-25
C69678113	Hutchinson Rd Sidewalk Repair	774,429	Oct-25
C69678116	Cedarwood Village Dr Sidewalk Repair	132,465	Nov-25
C69678118	North Village Dr Sidewalk Repair	196,357	Nov-25
C69678077	Wakefield Dr Sidewalk Repair	269,854	1-Dec-25
C69678073	Seabird Way Sidewalk Repair	221,636	Dec-25
C69678115	Staghorn Rd Sidewalk Repair	709,375	Jan-26
C69678078	Surrey Pines Dr Sidewalk Repair	225,985	22-Jan-26
C69678079	Emerald Lake Dr Sidewalk Repair	288,743	28-Jan-26
C69678082	Early Run Ln Sidewalk Repair	818,783	Feb-26
C69678080	Applegate Cir Sidewalk Repair	362,994	Feb-26
C69678091	East View Dr Sidewalk Repair	472,529	Feb-26
C69678069	John Moore Rd / S Parsons Ave Sidewalk Repair	1,063,965	Mar-26
C69678081	Hawkridge Rd Sidewalk Repair	528,859	Mar-26
C69678084	The Fox and The Greens Sidewalk Repair	260,708	Apr-26
C69678071	Yale Cir Sidewalk Repair	408,813	14-Apr-26
C69678085	Bloom Hill Ave Sidewalk Repair	304,266	13-May-26
C69678058	Sailbrooke Dr Sidewalk Repair	359,160	1-Oct-25

TRANSPORTATION PROGRAM MASTER PROJECTS

Sub-Project #	Sub-Project Title	Cost Estimate	Estimated Completion Date
C69678076	High Knoll Dr Sidewalk Repair	244,288	24-Nov-25
C69678083	Platinum Dr Sidewalk Repair	830,194	Mar-26
C69678088	Westbrook Ave Sidewalk Repair	182,795	TBD
C69678089	N Pebble Beach Blvd / El Rancho Dr Sidewalk Repair	1,051,899	TBD
C69678090	Dumont Dr Sidewalk Repair	278,318	TBD
C69678092	River Overlook Dr Sidewalk Repair	642,139	TBD
C69678093	Aberdeen Creek Cir Sidewalk Repair	157,755	TBD
C69678125	Curry Rd Sidewalk Repairs	554,384	TBD
C69678104	Brooker Rd Sidewalk Repair	216,943	TBD
C69678105	Manor Oak Dr Sidewalk Repair	65,267	TBD
C69678107	Upper Creek Dr - Cortaro Dr Sidewalk Repair	526,661	TBD
C69678096	Colonial Ridge Dr Sidewalk Repair	126,308	6-Apr-26
C69678121	N Howard Ave Sidewalk Repairs	244,368	13-Jul-26
C69678075	Foxboro Dr Sidewalk Repair	340,942	TBD
C69678086	Palm River Rd Sidewalk Repair	346,769	TBD
C69678099	S Manhattan Ave / Henderson Blvd Sidewalk Repair	1,055,538	TBD
C69678100	E Colombus / E 18th Ave Sidewalk Repair	1,748,674	TBD
C69678119	875 W Bay To Bay Blvd Sidewalk Repairs	119,460	TBD
C69678120	N Armenia Ave / N Howard Ave / Cimin Sidewalk Repairs	161,720	TBD
C69678124	W Gandy Blvd Sidewalk Repairs	87,107	TBD
C69678114	Covington Stone Ave Sidewalk Repair	649,037	TBD
C69678117	River Close Blvd Sidewalk Repair	285,980	TBD
C69678087	Shearcrest Dr Sidewalk Repair	135,611	TBD
C69678126	Natures Way Blvd-Culbreath Rd Sidewalk Repair	982,228	TBD
C69678014	High Risk Repairs Bucket (unplanned activities)	194,953	Ongoing
C69678200	Annual Countywide Sidewalk CEI	625,364	Ongoing
	Sub Total	$28,171,387	
	Completed and Cancelled Subprojects Prior to FY 25	$10,069,699	
	Available for Future Projects	$22,623,699	
	Total Sidewalk Repair Program	**$60,864,785**	

TRANSPORTATION PROGRAM MASTER PROJECTS

Sub-Project #	Sub-Project Title	Cost Estimate	Estimated Completion Date
C69675000 - South Coast Greenway Trail (Adamsville & Big Bend Pedestrian Overpass)			
C69675001	South Coast Greenways Trail Phase 3 (Adamsville)	$6,278,913	TBD
C69675002	South Coast Greenways Trail (Big Bend Pedestrian Overpass)	16,146,760	TBD
	Sub Total	$22,425,673	
	Completed and Cancelled Subprojects Prior to FY 25	$0	
	Future Funding to be Determined (project includes undetermined funding)	$10	
	Total South Coast Greenway Trail (Adamsville & Big Bend Pedestrian Overpass)	**$22,425,683**	
C69639000 - Sun City Center Pedestrian Mobility			
C69639002	Cypress Village Blvd. Mobility Improvements	$1,165,334	May-24
	Sub Total	$1,165,334	
	Completed and Cancelled Subprojects Prior to FY 25	$2,718,265	
	Available for Future Projects	$1,719,761	
	Total Sun City Center Pedestrian Mobility	**$5,603,360**	
C69654000 - University Area Transportation Improvements			
C69654000	University Area Transportation Improvements (CIT)	$2,292,957	TBD
	Sub Total	$2,292,957	
	Completed and Cancelled Subprojects Prior to FY 25	$0	
	Available for Future Projects	$0	
	Total University Area Transportation Improvements	**$2,292,957**	

WATER ENTERPRISE PROGRAM MASTER PROJECTS

Sub-Project #	Sub-Project Title	Cost Estimate	Estimated Completion Date
C10327000 -Countywide Aquifer Recharge Program			
10327024001	North Hillsborough Aquifer Recharge Program	$6,526,146	TBD
10327025001	Aquifer Recharge Wells (SHARP Site #6)	6,101,103	TBD
10327025002	Aquifer Recharge Wells (NHARP Site #2)	TBD	TBD
	Sub Total	$12,627,249	
	Sub-Projects Completed Prior to FY25	$984,651	
	Available for Future Projects	$91,288,100	
	Total Countywide Aquifer Recharge Program	**$104,900,000**	
C31979000 - Countywide Non-Urgent Facility R&R			
3197925006	FRO BSOC Signage Replacement	$27,537	Dec-26
3197925007	FRO FKB Operatioins Drian line replacment	215,000	Jan-26
3197925008	FRO Twiggs IT Room Rehab	18,000	Dec-26
3197925009	FRO BSOC Landscape Impr. Phase-2	112,000	Jan-26
3197926001	BSOC Lobbby Modifications	15,000	Feb-26
	Sub Total	$387,537	
	Sub-Projects Completed Prior to FY25	$6,934,728	
	Available for Future Projects	$7,394,268	
	Total Countywide Non-Urgent Facility R&R	**$14,716,533**	
C31977000 - Countywide Potable Water Transmission & Distribution System			
3197719003	US 301 AC WM (Symmes Rd to Cone Grove RD)	$792,959	TBD
3197721005	Sunset Plaza and Mobile Home Community Utility Connection	458,961	TBD
3197723002	Water Main Extension along Pistol Range Rd to Montague St	80,000	TBD
3197725002	Linebaugh Water Main Repair	350,000	TBD
3197725004	Fire Hydrant Replacement Program 24-25	1,010,550	TBD
3197725005	Master Meter Replacement 2025	900,000	TBD
	Sub Total	$3,592,469	
	Sub-Projects Completed Prior to FY25	$19,432,737	
	Available for Future Projects	$31,550,405	
	Total Countywide Potable Water Transmission & Distribution System	**$54,575,611**	
C10171000 - Countywide Wastewater Collection and Transmission System			
1017117001	Tanglewood Force main Replacement	$1,133,250	TBD
1017122004	Force Main Valves R&R	3,832,150	TBD

Sub-Project #	Sub-Project Title	Cost Estimate	Estimated Completion Date
1017123008	Town & Country Phase II	418,206	TBD
1017124001	Town & Country-Rocky Creek - Bay Path Lane and Brunswick Lane Septic to Sewer Conversion	505,207	TBD
1017124005	Riflecrest and Gangplank FM Installation	2,500,000	TBD
1017124007	Teco Corridor Forcemain Replacement ($11MM)	11,396,748	TBD
1017124008	Tampa Shores FM Installation	1,000,000	TBD
1017124009	Clifton Street FM Replacement Phase 2	1,000,000	TBD
1017125004	Sliplining FY24-26	4,000,000	TBD
1017125008	Sugar Loaf Ln WM Extension GEO (Funding Only)	5,000	Feb-26
1017125010	Kings Blvd Gravity Sewer Repair	350,000	Jan-26
1017125012	Manhole Reh Program 25-27	4,501,741	TBD
1017126001	Osprey Park Drive Way	17,325	Feb-26
1017126002	Emergency Break Webb RD	880,000	Dec-25
	Sub Total	$31,539,627	
	Sub-Projects Completed Prior to FY25	$39,277,393	
	Available for Future Projects	$76,627,034	
	Total Countywide Wastewater Collection and Transmission System	**$147,444,054**	
C10138000 - Countywide Wastewater Pump Stations R&R			
1013818005	Pump Station Electrical Panel Upgrades (Arcadis)	$4,796,512	TBD
1013824014	Pumpstation VTSCADA migration Project	762,400	TBD
1013824017	Peach Palm Water Service	203,274	TBD
1013824019	SCADA Electrical Panel Enclosure contract.	4,935,735	TBD
1013824034	FRO Summer Springs Minor Rehab	51,874	Feb-26
1013824042	LPSS Lift Stations Rehab for NexComm Monitoring System	441,869	TBD
1013824043	WORCS3 WO#5 9th Street Full Rehab	132,276	Mar-26
1013824044	Emergency Stone Drive Master Diversion	2,007,423	Jan-26
1013824056	Scada Panel Install Contract multiple stations	6,810,534	TBD
1013824058	FRO Hidden Creek pump purchase and installation	127,269	Feb-26
1013825002	FRO Panther Trace #1 pump purchase and installation	124,947	Mar-26
1013825005	Gasparino full rehab	117,539	Mar-26
1013825006	Hammersmith full rehab	255,174	Apr-26
1013825007	FRO Mile Stone Pump Purchase and Installation	50,915	Apr-26
1013825008	West Lake Rehab	95,636	Apr-25
1013825009	Duncan Booster Pump Install and MISC. Repairs	421,535	Feb-26
1013825011	FRO Paseo Almar pump purchase	129,951	Apr-26

Sub-Project #	Sub-Project Title	Cost Estimate	Estimated Completion Date
1013825012	FRO Tree Top Lakes pump purchase	25,097	Apr-26
1013825014	FRO Bassa Pump Purchase	32,504	Apr-26
1013825015	FRO pump purchase for spares and multiple stations	119,097	TBD
1013825016	FRO Estuary Shore Pump purchase	25,097	Apr-26
1013825017	Miscellaneous Pump Station Renewal	971,183	Feb-26
1013825018	FRO Old Grove pump purchase	48,105	Apr-26
1013825019	Kings Blvd. #1 rehab	461,261	May-26
1013825020	Fall Prevention installs 25-26	330,156	TBD
1013825021	Frandorson Rehab	347,433	May-26
1013825022	Headland Hills Rehab	224,677	May-26
1013825023	Town&Country Swim Rehab	44,385	May-26
1013825024	Hudson Rehab	190,161	May-26
1013825025	North Blvd Rehab	133,388	May-26
1013825026	Tanglewood Rehab	159,994	May-26
1013825027	FRO FY25 Wet Well Wizards-South LS	222,000	May-26
1013825028	FRO Del Webb 900430 Pump Purchase	80,085	May-26
1013825029	FRO Sheldon Super Spare Pump	207,113	May-26
1013825030	WORCS3 STATION HIGH HEAD INSTALL AND WET WELL COATINGS 7 STATIONS	337,553	TBD
1013826001	FRO Bassa 900428 Pump Purchase	35,471	May-26
1013826002	Station Generator Program (4year duration)	2,400,000	TBD
	Sub Total	$27,859,624	
	Sub-Projects Completed Prior to FY25	$93,511,459	
	Available for Future Projects	$143,084,096	
	Total Countywide Wastewater Pump Stations R&R	**$264,455,179**	
C10340000 - Countywide Water & Wastewater Extension - ARP Act 3 Funds			
1034024002	Cypress Park-Cedar Ln - WM Extension	$139,066	TBD
1034024003	Zion Village Water Main (Affordable Housing Collaboration)	387,610	TBD
1034024004	Sugar Loaf Lane WM Extension	796,000	TBD
1034024005	Lighthouse on 78th Street FM Connection	635,000	TBD
	Sub Total	$1,957,676	
	Sub-Projects Completed Prior to FY25	$0	
	Available for Future Projects	$1,264,361	
	Total Countywide Water & Wastewater Extension - ARP Act 3 Funds	**$3,222,037**	

WATER ENTERPRISE PROGRAM MASTER PROJECTS

Sub-Project #	Sub-Project Title	Cost Estimate	Estimated Completion Date
C10768000 - Low Pressure Sewer System (LPSS)			
1076826001	LPSS Installs in Wimauma for FY 26	$500,000	Dec-26
1076826002	LPSS- Installs in Ruskin for FY 26	300,000	Dec-26
1076826003	LPSS- TECO FY 26 Invoices	150,000	Dec-26
	Sub Total	$950,000	
	Sub-Projects Completed Prior to FY25	$20,514,606	
	Available for Future Projects	$10,421,911	
	Total Low Pressure Sewer System (LPSS)	**$31,886,517**	
C10310000 - LPSS SCADA System Replacement			
TBD	New sub-projects will be added as they are identified	TBD	TBD
	Sub Total	$0	
	Sub-Projects Completed Prior to FY25	$0	
	Available for Future Projects	$3,262,500	
	Total LPSS SCADA System Replacement	**$3,262,500**	
C32025000 - Neighborhood Pipeline Retrofit Program			
32025000	Project Development, Management & Oversight	$500,000	Various
	Sub Total	$500,000	
	Sub-Projects Completed Prior to FY25	$0	
	Available for Future Projects	$506,866,000	
	Total Neighborhood Pipeline Retrofit Program	**$507,366,000**	
C32021000 - Palm River Service Area Purchase and Connection			
TBD	New sub-projects will be added as they are identified	TBD	TBD
	Sub Total	$0	
	Sub-Projects Completed Prior to FY25	$0	
	Available for Future Projects	$131,071,225	
	Total Palm River Service Area Purchase and Connection	**$131,071,225**	
C30116000 - Potable Water Treatment Plant R&R			
30116022001	Lake Park Sodium Hypochlorite Piping-2035307	$684,437	Feb-26
30116022004	HSP-1 Rehab and Oil Bath Bearings Modification at Central	39,236	Feb-26
30116023003	South County Repump Treatment System	410,000	Feb-26
30116023005	Lake Park Well Field Ammonia Pump Skid and Controls Replacement	710,000	TBD

WATER ENTERPRISE PROGRAM MASTER PROJECTS

Sub-Project #	Sub-Project Title	Cost Estimate	Estimated Completion Date
30116023006	FRO Lithia High Service Pumps VFDs Replacement	460,030	TBD
30116024002	SC Water Repump Station - Ammonia Analyzer	520,000	Jan-26
30116024004	Windemere - Water Repairs	180,000	Jan-26
30116024005	FRO - Lake Park Replacement UPS	37,309	Feb-26
30116024006	FRO - Fawn Ridge Replacement UPS	40,000	Feb-26
30116025001	Lithia WTP HSP 480V 900 HP Motor Replacement	192,645	Feb-26
30116025002	FRO Lake Park Sodium Hydroxide Chemical Tanks Replacement & Containment Install	286,870	Feb-26
30116025003	FRO FR WTP CL2 Tank Replacement	100,000	TBD
30116025004	FRO Fawn Ridge Sodium Hydroxide Chemical Tanks Replacement & Containment Install	220,260	TBD
30116025005	Central WTP Hydraulic Modifications	500,000	TBD
30116026001	Central WTP Sodium Hypochlorite Skid Replacement	72,196	TBD
30166026002	LITHIA WTP PUMP ROOM VENTILATION AND MCC HVAC	320,000	TBD
	Sub Total	$4,772,983	
	Sub-Projects Completed Prior to FY25	$21,516,040	
	Available for Future Projects	$36,112,451	
	Total Potable Water Treatment R&R	**$62,401,474**	
C31978000 - Public Utilities Telemetry / Data Network and Support Program			
3197823004	FRO Pump Sttation VTSCADA Library Develpoment	$114,000	Dec-25
3197826001	FRO Van Dyke WRF Scada	385,610	Feb-26
	Sub Total	$499,610	
	Sub-Projects Completed Prior to FY25	$8,025,838	
	Available for Future Projects	$14,174,773	
	Total Public Utilities Telemetry / Data Network and Support Program	**$22,700,221**	
C10795000 - Reclaimed Water Pump Station & Remote Telemetry Monitoring			
1079522002	Falkenburg Reclaimed Water Cla-Valve and Meter Installation	$940,632	Mar-26
1079524001	FRO - Northwest Reclaim VFD	55,643	Feb-26
1079525002	FRO Swap HSP Pump and Motor	604,701	Feb-26
	Sub Total	$1,600,976	
	Sub-Projects Completed Prior to FY25	$5,096,418	
	Available for Future Projects	$11,541,350	
	Total Reclaimed Water Pump Station and Remote Telemetry Monitoring	**$18,238,744**	

Sub-Project #	Sub-Project Title	Cost Estimate	Estimated Completion Date
C19017000 - Reclaimed Water Transmission Main Extensions to New and Existing Customers			
1901700000	Project Development, Management & Oversight	$0	Various
1091721001	Reclaimed Main Connection at Big Bend Rd and Waterset	44,966	TBD
1091722001	HOLD - South County TECO Easement Reclaim Line Relocation	244,214	TBD
TBD	PRF Reclaimed Water Main to SHARP RW-6	3,139,050	TBD
	Sub Total	$3,428,230	
	Sub-Projects Completed Prior to FY25	$2,961,682	
	Available for Future Projects	$4,379,659	
	Total Reclaimed Water Transmission Main Extensions to New and Existing Customers	**$10,769,571**	
C10745000 - Regional Wastewater Treatment Plant R&R			
1074500000	Project Development, Management & Oversight	$0	Various
1074517008	Falkenburg Automatic Transfer Switch (ATS) Tie-in	1,105,624	Apr-26
1074523014	FRO Falkenburg Sludge Conveyor Rehabilitation	426,616	Apr-26
1074524003	Valrico AWWTP Renewable Solar Power Study	60,000	TBD
1074524013	FRO Replace FKB Effluent Pump #6 Check valve & Butterfly valve.	102,000	Apr-26
1074524015	Falkenburg Area Capacity Emergency Assistance	250,000	Apr-26
1074524017	FRO NWRWRF Dewatering System Evaluation and Improvements	320,000	Apr-26
1074524019	Windemere - Pipe Repairs	249,835	Apr-26
1074525004	FRO REHAB NWR Flender H3BV 12 Gearbox	92,542	Apr-26
1074525005	FRO REPLACE NWR Reaeration Mixer #6 Gearbox and Shaft	35,770	Apr-26
1074525006	FRO Replace Headworks Bypass Channel 72” Slide Gates	108,347	Apr-26
1074525007	FRO REHAB NWR Flender H3BV 14 Gearbox	106,015	TBD
1074525008	South County AWWTF EB #1 Standby Generator Automatic Transfer Power via Button on SCADA	50,001	Feb-26
1074525009	NW Portable Office	635,456	Feb-26
1074525011	Van Dyke Switchgear ATS	68,005	TBD
1074525013	FRO Van Dyke Rotor 3 Replacement shaft ends and Seals	82,846	Feb-26
1074525015	Windemere - Grounds	99,836	TBD
1074525016	FRO NWR Upgrade 2 Screen Compactors to slide out style	125,165	Apr-26
1074525018	FRO FKB Replace Screw Press 3 Gearbox and Shaft	65,978	Apr-26
1074525020	Falkenburg - Ox Ditch Combiflex Addition	80,000	TBD
1074525021	FRO Valrico IPS Pump 2 Rehab	39,013	Apr-26
1074525022	FRO SCR Filter Air Compressors & Dryer Replacement	75,312	TBD

Sub-Project #	Sub-Project Title	Cost Estimate	Estimated Completion Date
1074525023	NW Valve and Actuator Replacement	339,398	Apr-26
1074540372	FRO NWRWRF Relocate and Install Biosolids Carbon Scrubber for Headworks and FEQ Tank	833,322	Mar-26
	Sub Total	$5,351,080	
	Sub-Projects Completed Prior to FY25	$66,852,686	
	Available for Future Projects	$80,066,036	
	Total Regional Wastewater Treatment Plant R&R	**$152,269,802**	
C32017000 - Service Area Purchases			
TBD	New sub-projects will be added as they are identified	TBD	TBD
	Sub Total	$0	
	Sub-Projects Completed Prior to FY25	$0	
	Available for Future Projects	$50,000,000	
	Total Service Area Purchases	**$50,000,000**	
C31945000 - Utility Relocation			
3194514003	FDOT - SR 574 (MLK Blvd) from E. of Kingsway Road to E. of McIntosh Road	$128,992	TBD
3194516009	2nd Street Bridge Replacement	109,928	TBD
3194517006	CIP 46139.035 Wooten Rd. Drainage Improvements	87,981	TBD
3194519002	Front Street and Valrico Road Utility Relocation Design Services	3,852,642	TBD
3194519007	CIP 46139.077 Davis St. @ Anna St. Utility Relocation	102,000	TBD
3194519011	FDOT Big Bend / I-75 Interchange Improvement Utility Relocation	14,802,402	TBD
3194520001	SR 60 (Brandon Town Ctr. to Gornto Lake Rd.) Utility Relocation	2,235,225	TBD
3194520002	US 41 (15th Ave. to Bullfrog Creek) Utility Relocation	497,935	TBD
3194520003	Van Dyke Rd. (Whirley to SunCoast Pkwy.) Utility Relocation C69646000	54,143	TBD
3194520007	Providence Rd. & Brandon Crossing Culvert Utility Relocation	85,704	TBD
3194520009	78th St. S. Imps (Progress Blvd. to Causeway Blvd.)	218,674	TBD
3194521001	PW Big Bend Rd. Widening from US41 Covington Garden and Dr. Simmons Loop to US301 Utility Re	12,673,728	TBD
3194523002	Waters Ave. at Florida Mining Blvd. Utility Relocation C69600318	54,924	TBD
3194523005	Pebble Beach Blvd. over Aging Creek Utility Relocation C69200312	473,027	TBD
3194523006	I-75 at MLK Utility Relocation C69679046	139,924	TBD
3194524001	El Capitan Drive Gravity Relocation	219,598	TBD
3194524002	Seffner Valrico Rd. at Wheeler Rd. Utility Relocation C69645142 and C69679036	641,090	TBD
3194524004	Gibsonton Dr. at Fern Hill Utility Relocation C69600311	382,352	TBD
3194524005	Symmes Rd. at East Bay Rd. Utility Relocation C69600314	653,305	TBD
3194524006	Bearss Ave. at N. Florida Ave. Utility Relocation C69600103	102,718	TBD

WATER ENTERPRISE PROGRAM MASTER PROJECTS

Sub-Project #	Sub-Project Title	Cost Estimate	Estimated Completion Date
3194524007	7th St. SW 10th St. SW Woodland Estates Utility Relocation C69631199	202,204	TBD
3194524008	Pierce Middle School Utility Relocation C69638006	97,293	TBD
3194524009	Lynn Turner Rd. Anderson Rd. at Gunn Hwy. SUE Locates C69679048 and C69600097	33,232	TBD
3194524011	Progress Village 78th St. Utility Relocation C69644000 or C69666000	57,384	TBD
3194524012	Juniperus Place Utility Relocation C46145062	1,300,381	TBD
3194524013	Jackson Springs Rd. & Bill Jackson Rd. Utility Relocation	48,750	TBD
3194525001	US 301 @ Symmes Rd. Utility Relocation	8,140	TBD
3194525002	US 301 (Manatee Co. Line to SR 674) Utility Relocation	2,229,358	TBD
3194525004	Balm Riverview Rd. at Symmes Rd. Utility Relocation	335,200	TBD
3194525005	Shadow Run Blvd. Utility Relocation	18,410	TBD
3194525006	Lenwood Lane Utility Relocation	60,000	TBD
3194525007	1st Ave. NW Utility Relocation	10,000	TBD
3194525008	4TH AVE SE Ulititly Relocatin	40,000	TBD
3194525009	FUNDING - Utility Relocation Inspection Services	300,000	TBD
3194525010	7th St. SW (1518) Utility Relocation	130,000	TBD
3194525011	Progress Village Regional Drainage - Utility Relocation	1,301,000	TBD
	Sub Total	$43,687,642	
	Sub-Projects Completed Prior to FY25	$54,559,059	
	Available for Future Projects	$34,417,941	
	Total Utility Relocation	**$132,664,642**	

TRANSPORTATION PROGRAM SUPPLEMENT
DEVELOPMENTS OF REGIONAL IMPACT (DRI)
CAPITAL PROJECTS MANAGED BY PRIVATE SECTOR

DRI #	Development Name	Project Name	Project Description	Estimated Completion Date (*)
Active Projects:				
266	Waterset (fka Wolf Creek Branch)	24th St	Extend 2-lane road from 19th Ave to Big Bend Road	Mar-27
		30th St	Extend 2-lane road from 19th Ave to Waterset Blvd	Completed
		Avenue A (Covington Garden)	Extend 2-lane road from Waterset Blvd to W project boundary	Completed

(*) The projects related to Developments of Regional Impact (DRI's) are subject to the timing of development within a project. Therefore, dates are estimates only.

ADA – Americans with Disabilities Act. There are projects in this document which specifically address ADA compliance. These projects enable handicapped access to County facilities.

AD VALOREM TAX - A tax levied in proportion (usually millage rates) to the assessed value of the property on which it is levied.

APPROPRIATION - The legal authorization of funds granted by a legislative body, such as Hillsborough County's Board of County Commissioners, to make expenditures and to incur obligations for specific purposes. An appropriation is usually limited in amount and time duration. It is the act of appropriation that funds a budget.

BEGINNING FUND BALANCE - The Ending Fund Balance of the previous period. (See Ending Fund Balance definition.)

BOCC - Hillsborough County Board of County Commissioners

BOND - Written evidence of the issuer's obligation to repay a specified principal amount on a certain date (maturity date), together with interest at a stated rate, or according to a formula for determining that rate.

BUDGET FY 26 - Funds authorized by the BOCC for fiscal year 2026.

CAPITAL BUDGET - The financial plan of capital project expenditures for the fiscal year beginning October 1. It incorporates anticipated revenues and appropriations included in the first year of the five or six-year Capital Improvement Program (CIP). The Capital Budget is adopted by the BOCC as a part of the annual County Budget.

CAPITAL IMPROVEMENT PROGRAM (CIP) - The financial plan of approved capital projects, their timing, and cost over a six-year period in the first year of a biennial budget, and over a five-year period in the second year of a biennial budget. The CIP is designed to meet County infrastructure needs in a responsive and efficient manner. It includes projects which are, or will become the property of Hillsborough County, as well as projects that although are not owned by the County, will be part of a joint project agreement.

CAPITAL IMPROVEMENTS SECTION (CIS) - An element of the Comprehensive Plan which identifies the revenues, costs, and location of the six public facility types required by concurrency: Parks, Solid Waste, Stormwater, Transportation, Water, and Wastewater based on service level standards and the land use plan adopted by the BOCC.

CAPITAL PROJECT - Funds budgeted/expended for the acquisition, construction, reconstruction, initial fixtures and equipment, renovation, rehabilitation, and replacement of a facility or a major component of a facility, with a life expectancy of at least five years, and any land, design, feasibility studies, engineering studies, and engineering costs related thereto. To be included in the CIP, a project must have a definite scope of work, timeframe, and cost estimate.

COMMUNITY INVESTMENT TAX (CIT) - A discretionary half cent sales surtax approved by the voters to finance general government, public safety, educational and other facilities in Hillsborough County and the cities of Tampa, Plant City and Temple Terrace.

DEBT SERVICE – Dollars required to re-pay funds borrowed by means of issuance of bonds or through a bank loan. The components of debt service typically include an amount to repay a portion of the principal amount borrowed as well as interest on the remaining outstanding (unpaid) principal balance.

DEFEASANCE - is a financing tool by which outstanding bonds may be retired without a bond redemption or implementing an open market buy-back. Cash is used to purchase government securities. The principal of and interest earned on the securities are sufficient to meet all payments of principal and interest on the outstanding bonds as

they become due. If the defeasance is consistent with generally accepted accounting principles and complies with the outstanding bond document requirements, the bonds will no longer treated as debt for accounting purposes nor for purposes of computing any statutory or constitutional debt limitation.

DEVELOPMENT OF REGIONAL IMPACT (DRI) - A property development of large size which, based on state mandated thresholds, is likely to impact more than one county.

ELAPP – Environmental Lands Acquisition and Protection Program.

ENCUMBRANCE - Legal commitment of budgeted funds set aside for the payments of outstanding contractual obligations.

ENDING FUND BALANCE - Funds carried over at the end of the fiscal year. Within a fund, the revenue on hand at the beginning of the fiscal year plus revenues received during the year less expenses equals ending fund balance.

ENTERPRISE FEES – Enterprise fees are charges for services imposed on users of facilities of the two programs funded through enterprise funds - Solid Waste and Water/Wastewater/Reclaimed Water. Use of these revenues is restricted to operating, maintaining or building new infrastructure for the respective service for which the fee is being collected.

ENTERPRISE FUND - A fund used to account for operations that are financed and operated in a manner similar to private business enterprises wherein the stated intent is that the costs (including depreciation) of providing goods and services be financed from revenues recovered primarily through user fees.

FISCAL YEAR 2026 (FY 26) - The 12-month fiscal period beginning October 1, 2025 and ending September 30, 2026. It can also be referred to or shown as FY 26.

FUND - An accounting entity used to record cash and other financial resources as well as an offsetting amount of liabilities and other uses. The resources and uses are segregated from other resources and uses for the purpose of carrying on specific activities or attaining specific objectives in accordance with special regulations, restrictions, or limitations.

FUTURE - Capital funding requirement identified for a project beyond the CIP FY 26 – FY 31 planning horizon.

GENERAL REVENUES - This revenue category includes funding from ad valorem taxes, communication services tax, state revenue sharing and half-cent local government sales tax.

IMPACT FEES - A type of charge for services which is assessed on new construction in order to support specific new demands on a given type of infrastructure, e.g., transportation, schools, parks, and fire protection.

INFRASTRUCTURE - Infrastructure is a permanent installation such as a building, road, or water transmission system that provides public services.

LEVEL OF SERVICE - An indicator of the extent or degree of service provided by or proposed to be provided by a facility included in the Capital Improvements Section (CIS) of the Comprehensive Plan based on and related to the operational characteristics of the facility. The six public facility types in the Capital Improvements Section of the Comprehensive Plan are: Parks, Solid Waste, Stormwater, Transportation, Water, and Wastewater. The Level of service shall indicate the capacity per unit of demand for each public facility.

LEVEL OF SERVICE IMPACT - Impact on adopted levels of service of the six types of facilities in the Capital Improvements Section (CIS) are coded as follows: (M) the repair, remodeling, renovation or replacement of an existing County facility that will maintain levels of

service in the Comprehensive Plan; (E) construction of a new facility or expansion of an existing facility that will reduce deficiencies in the levels of service in the Comprehensive Plan; (F) construction of a new facility or expansion of an existing facility is needed to meet levels of service from new development; (N/A) indicates the project or facility type is not covered by the CIS.

MASTER ACCOUNT - A Master Account is an account that is funded to repair and or replace equipment at various locations within the Water, Wastewater and Reclaimed Water Programs. The anticipated dollars associated with the repair and replacement of equipment at various facilities are grouped according to types and placed in a master account to allow for a more efficient method of handling repair and replacement needs as they arise. Needs are identified at the beginning of the year and are then prioritized throughout the year to ensure that the system is in good working condition.

MILL - A mill is .001 of one dollar, or 1/10th of one cent per dollar.

MILLAGE RATE - A rate per one thousand dollars of taxable property value which, when multiplied by the taxable value, yields the property tax billing for a given parcel.

MISCELLANEOUS (FUNDING SOURCE) - Revenues other than those received from standard sources such as taxes, licenses and permits, grants, and user fees.

MOBILITY FEES – Mobility Fees are a one-time charge on new development to pay for offsite transportation improvements that are necessitated by new development. On April 26, 2016, the Board of County Commissioners adopted the Mobility Fee Ordinance that would replace the current transportation impact fees and transportation concurrency. The Mobility Fee Program became effective January 1, 2017.

MUNICIPAL SERVICES TAXING UNIT (MSTU) - The taxing district which is comprised of all of the unincorporated area of the County. It provides services typically provided by a municipality (e.g., Sheriff's patrol, paramedic services, fire protection, parks and recreation, code enforcement, and road network maintenance) to the residents and businesses in the unincorporated area. The services are financed primarily by an ad valorem tax levied on all taxable property located in the unincorporated area.

NEW PROJECT - A capital project that has not been previously approved by the Board of County Commissioners.

OPERATING COST IMPACT – Unless otherwise stated the operating cost impact reflected on the project's detail page represents the estimated additional annual recurring cost of maintaining the new facility / infrastructure, including any additional personnel required to operate the new facility.

PD&E - The Preliminary Design and Engineering (PD&E) phase of a project consists of studies that provide a project scope and schedule together with its estimated costs, benefits and alternative analysis. The study includes safety considerations, cost benefit analysis and environmental studies consistent with the County's Strategic Plan and Capital Improvements Section. This project phase includes required public meetings to determine the impact to the community.

POST CONSTRUCTION – Some projects have "Post Construction" in the project completion date column. These projects have finished their planned scope and have been placed in use; nevertheless, these projects still have an unspent balance that is needed to complete the project.

PRIOR FUNDING / PRIOR EXPENSES – Column heading used throughout the CIP document. This column contains an estimate of total sources or total expenditures from project inception through September 30, 2025.

PROJECT COMPLETION DATE - This is the date the project will be available to the user for its intended purpose but there may be some outstanding financial issues pending such as outstanding invoices, contractual or legal disputes.

PROJECT DESCRIPTION - Brief explanation of each project's purpose and work scope.

RESERVES AND REFUNDS - Included in this category are funds required to meet both anticipated and unanticipated needs: the balance of anticipated earmarked revenues not required for operation in the budget year; estimated reimbursements to organizations, state, or federal governments for revenues received and not spent, and those required to be set aside by bond covenants.

SWFWMD - Southwest Florida Water Management District

TRANSFERS - Due to legal or other restrictions, monies collected in one fund may need to be expended in other funds. A transfer is accomplished through Transfers-In (a source of funds) for the recipient fund and an equal Transfer-Out (a use of funds) for the donor fund. When a transfer occurs between different funds, it is known as an Interfund Transfer. When it occurs between the restricted and unrestricted portions of the same fund, it is known as an Intrafund Transfer.

USER FEES - Charges for a specific governmental service that cover the cost of providing that service to the user, such as building permits, animal license fees and park fees.

Planning Areas With Commissioner Districts

Management and Budget

Legend

- Commissioner Districts
- Urban Service Area Boundary
- City Limits

Planning Area

- Apollo Beach
- Balm
- Boyette
- Brandon
- Citrus Park Village
- East Lake Orient Park
- East Rural
- Egypt Lake
- Gibsonton
- Greater Carrollwood Northdale
- Greater Palm River
- Keystone Odessa
- Little Manatee South
- Lutz
- Northwest Hillsborough
- Riverview
- Ruskin
- Seffner Mango
- South Rural
- Sun City Center
- Thonotosassa
- Town and Country
- University Area Community
- Valrico
- Wimauma

Location

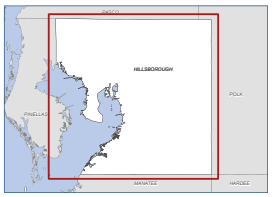

Terms

Use Constraints:
Hillsborough County makes no warranty, representation or guarantee as to the content, sequence, accuracy, timeliness, or completeness of any of the information provided herein. The reader should not rely on the data provided herein for any reason. Hillsborough County explicitly disclaims any representations and warranties, including, without limitation, the implied warranties of merchantability and fitness for a particular purpose.

Hillsborough County shall assume no liability for:

1. Any errors, omissions, or inaccuracies in the information provided regardless of how caused; or
2. Any decision made, or action taken or not taken by any person in reliance upon any information or data furnished hereunder.

This dataset is provided by Hillsborough County for informational purposes and Hillsborough County does not guarantee the accuracy or content of the data.

Hillsborough County Florida
Performance, Data, & Analytics | Geospatial Services Division
601 E Kennedy Blvd
Tampa, FL, 33602

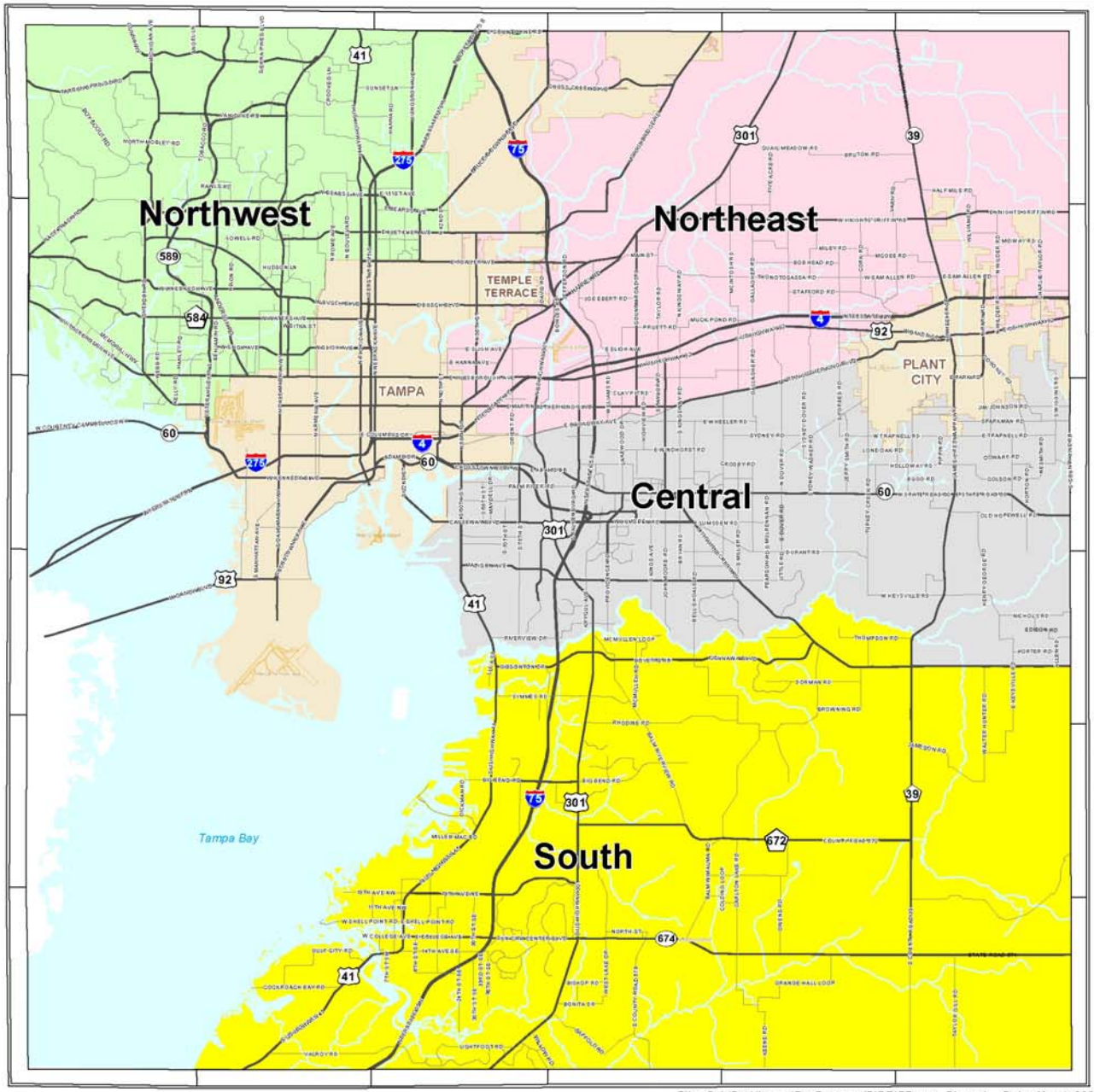

Hillsborough County FIRE IMPACT FEE ZONES

2008

Impact Fee Zones

FIRE

- Central
- Northeast
- Northwest
- South
- Incorporated Areas

N

5 2.5 0 5 Miles

Hillsborough County Florida

Administrative Services Division

Planning & Growth Management Department.

IMPACT FEE PROGRAM

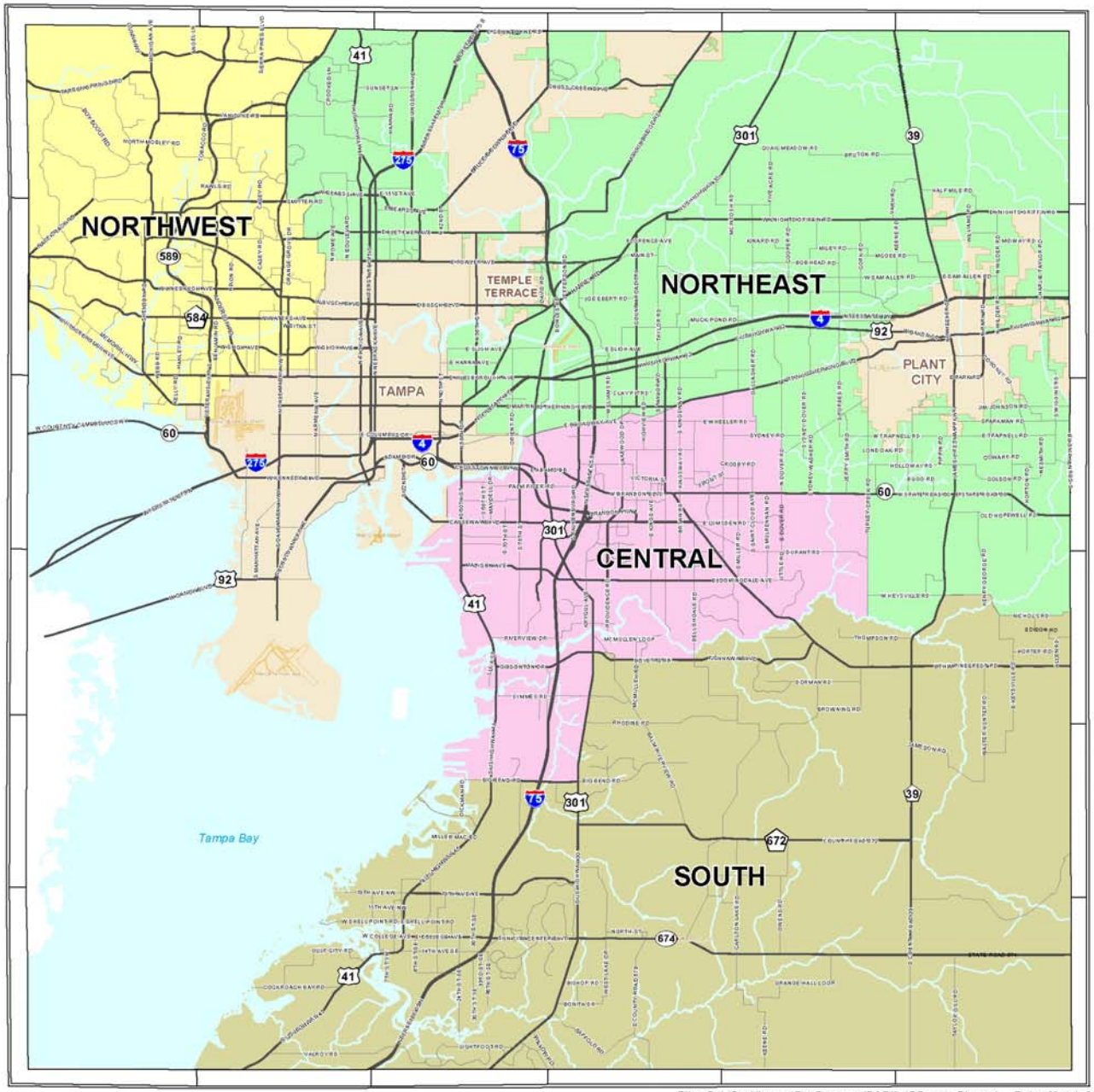

File: G:/Proj/ImpactFeeProgram/PARK_IFZones_BL.mxd Date: March 2008

Hillsborough County PARK IMPACT FEE ZONES

2008

Impact Fee Zones

PARK

- CENTRAL
- NORTHEAST
- NORTHWEST
- SOUTH
- Incorporated Areas

N

5 2.5 0 5 Miles

Hillsborough County Florida

Administrative Services Division

Planning & Growth Management Department.

IMPACT FEE PROGRAM

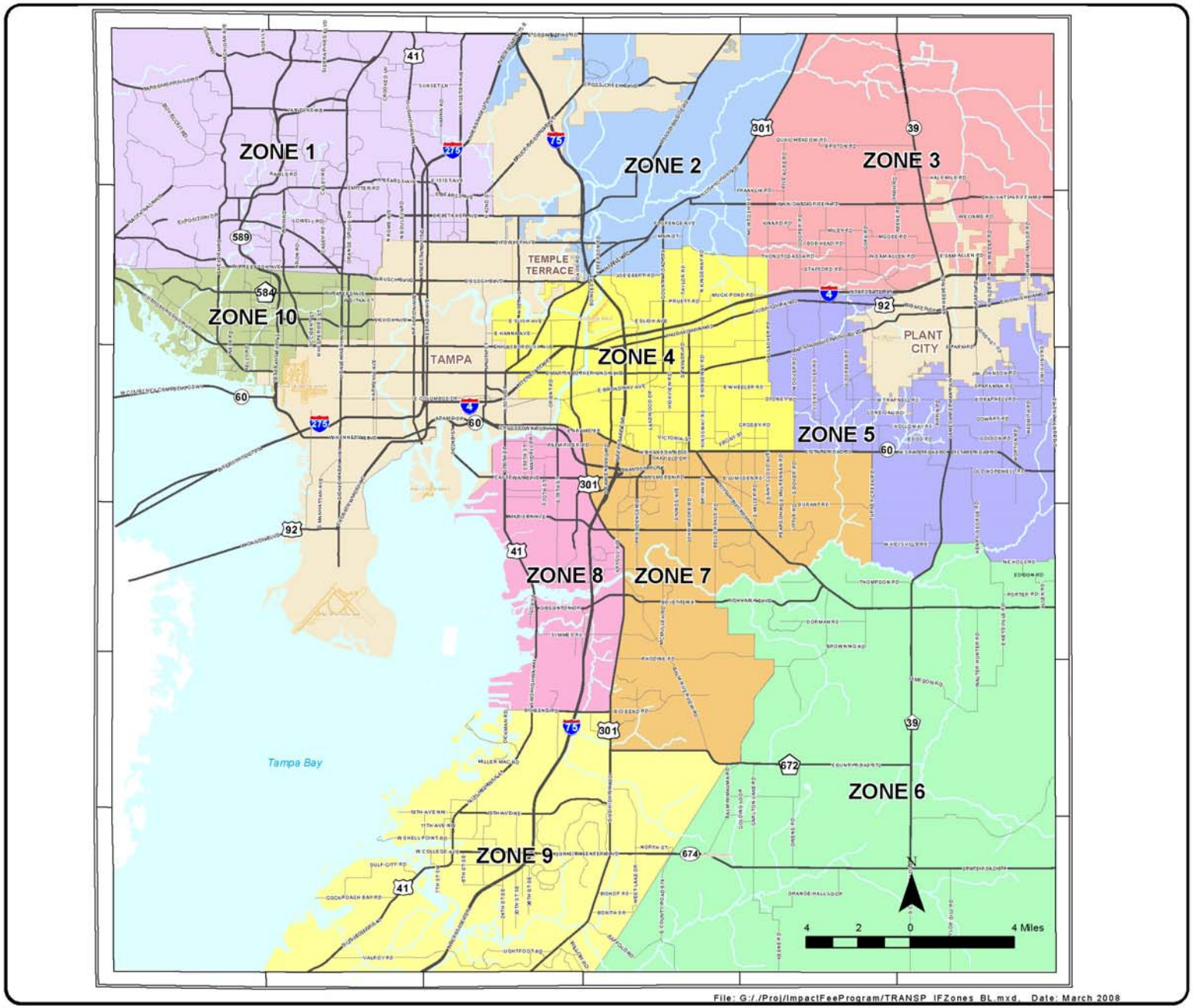

Hillsborough County
TRANSPORTATION IMPACT FEE ZONES
2008

Impact Fee Zones
TRANSPORTATION

- ZONE 1
- ZONE 10
- ZONE 2
- ZONE 3
- ZONE 4
- ZONE 5
- ZONE 6
- ZONE 7
- ZONE 8
- ZONE 9
- Incorporated Areas

Hillsborough County Florida
Administrative Services Division
Planning & Growth Management Department.
IMPACT FEE PROGRAM

Hillsborough County Mobility Fee Benefit District

Public Works Department

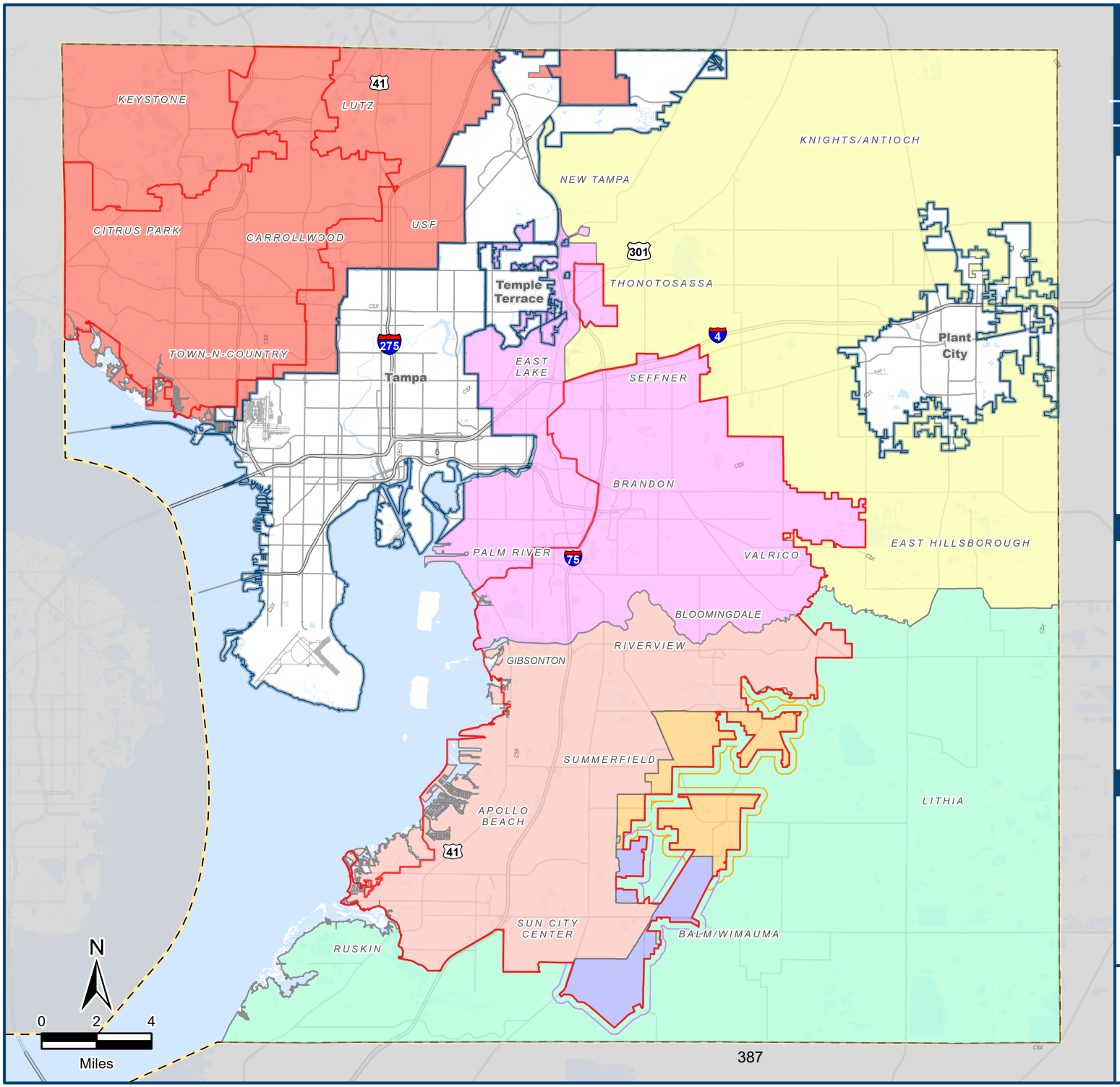

Legend

Mobility Fee Benefit District

- 1
- 2
- 3
- 4
- 5

Expansion Zones

- HC 24-44
- HC 24-46
- HC 24-44 Expansion Zone 1/4 Mile Buffer
- HC 24-46 Expansion Zone 1/4 Mile Buffer

- Urban Service Area
- City Limits
- Hillsborough County Boundary

Location

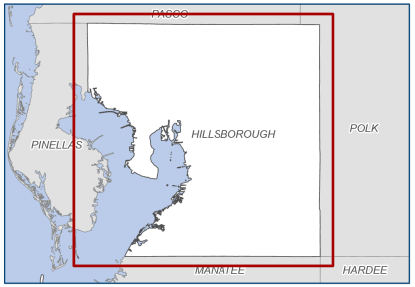

Terms

Hillsborough County makes no warranty, representation or guarantee as to the content, sequence, accuracy, timeliness, or completeness of any of the information provided herein. The reader should not rely on the data provided herein for any reason. Hillsborough County explicitly disclaims any representations and warranties, including, without limitation, the implied warranties of merchantability and fitness for a particular purpose. Hillsborough County shall assume no liability for:

1. Any errors, omissions, or inaccuracies in the information provided regardless of how caused; or
2. Any decision made, or action taken or not taken by any person in reliance upon any information or data furnished hereunder.

This dataset is provided by Hillsborough County for informational purposes and Hillsborough County does not guarantee the accuracy or content of the data.

Hillsborough County Florida

Performance, Data, & Analytics | Geospatial Services Division

601 E Kennedy Blvd
Tampa, FL 33602

Date: 12/9/2025 Path: W:\AppliedGIS\Management_Budget\FY25_MobilityFeeDistrictMap\Maps_Data\FY25_MobilityFeeDistrictMap.aprx

Hillsborough County Florida

For more information, contact the Management & Budget Department
(813) 272-5890 • HCFL.gov/Budget