

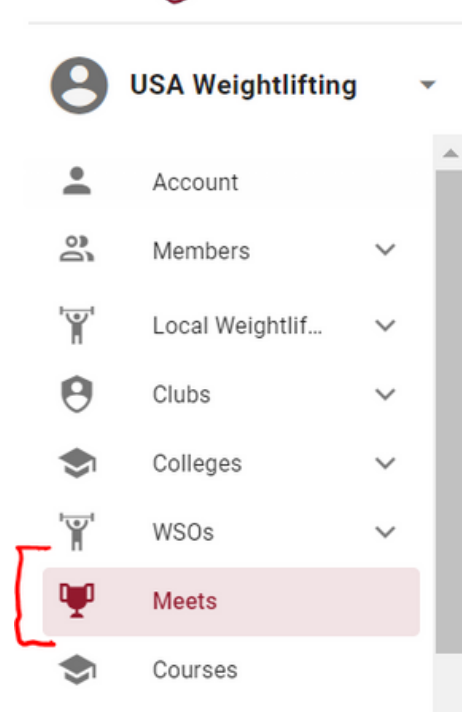
HOW TO EDIT MEMBER ENTRIES

in Sport80

This infographic shows members how to edit their weight class or entry total for a meet.
*Please note that not all meets have this feature.

01.

Locate "Meets" in Sport80 and click on your meet name.



02.

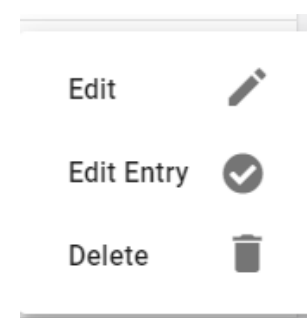
Click the 3 ellipses on the athlete to edit their weight class or entry total.

Memb No.	DOB	Gender	Entered By	Eligibility	Entry Form	Actions
1041416	10/19/1990	Female	[REDACTED]	Eligible	Complete	⋮

03.

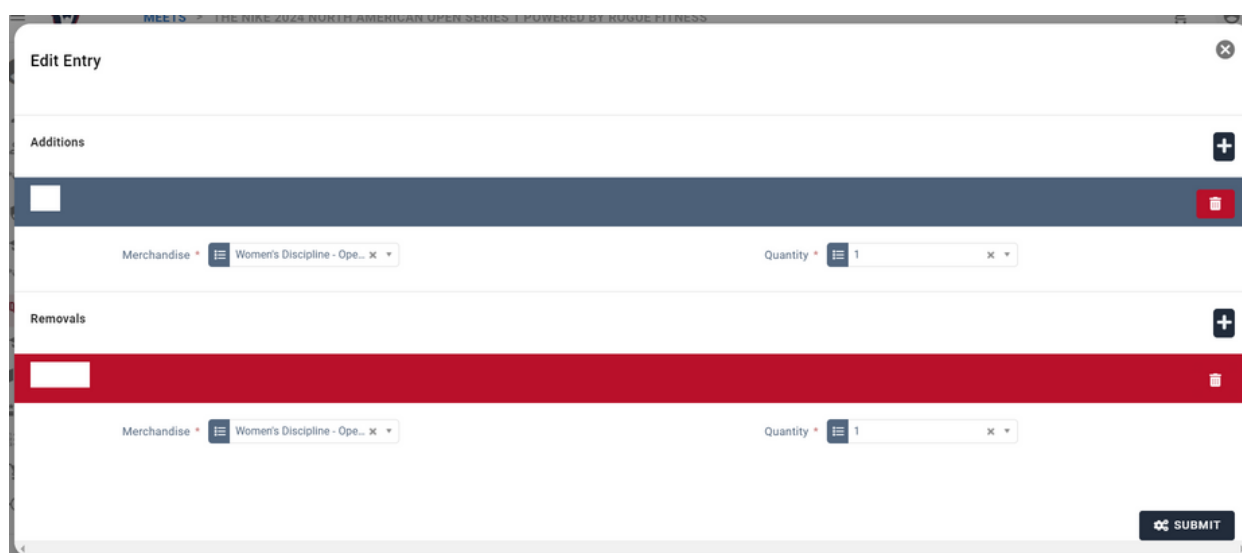
Choose one of the options:

Edit: Change entry total
Edit Entry: Change weight class



04.

Changing weight class: Choose "Edit Entry" and add quantity (1) of the new weight class and remove quantity (1) of the old weight class. Click "Submit".



05.

Changing entry total: Choose "Edit" and input the new entry total. Choose "Next" until you reach the last page and then click "Update".

