



**USA  
BOXING®**

# NATIONAL RULE BOOK



Member, U.S. Olympic Committee

Effective January 1, 2022

# USA BOXING National Rule Book

## TABLE OF CONTENTS

<b>COMPLIANCE TO THE RULES</b> .....	4
<b>DEFINITIONS</b> .....	4
<b><u>RULES FOR COMPETITION MANAGEMENT</u></b>	
RULE 1. MEMBERSHIP .....	7
RULE 2. MEMBER IN GOOD STANDING.....	7
RULE 3. INSURANCE COVERAGE .....	8
RULE 4. SANCTION REQUIREMENTS .....	8
RULE 5. BOXER'S QUALIFICATION: MEDICAL ASPECTS.....	10
RULE 6. USADA ANTI-DOPING REGULATIONS .....	11
RULE 7. CLASSIFICATION OF BOXERS.....	12
RULE 8. ELIGIBILITY OF BOXERS .....	14
RULE 9. MATCHED BOUTS.....	15
RULE 10. DEVELOPMENTAL BOUTS .....	16
RULE 11. WEIGH-IN.....	16
RULE 12. OFFICIAL DRAW .....	17
RULE 13. DURATION AND NUMBER OF ROUNDS .....	17
RULE 14. SCORING SYSTEM .....	18
RULE 15. DECISIONS.....	19
RULE 16. FOULS.....	21
RULE 17. LOW BLOW .....	22
RULE 18. CAUTION, WARNING, DISQUALIFICATION.....	22
RULE 19. KNOCKDOWN .....	23
RULE 20. REFEREES.....	24
RULE 21. JUDGES.....	26
RULE 22. USA BOXING REFEREE & JUDGE MANAGEMENT.....	26
RULE 23. RINGSIDE DOCTORS.....	26
RULE 24. TIMEKEEPER & BELL OPERATOR.....	26
RULE 25. OFFICIAL ANNOUNCER .....	27
RULE 26. COACHES / SECONDS .....	27
RULE 27. RING.....	28
RULE 28. RING ACCESSORIES .....	29
RULE 29. EQUIPMENT CONTROL - GLOVE TABLE.....	29
RULE 30. FIELD OF PLAY (FOP).....	30

**RULES FOR COMPETITION OFFICIALS**

RULE 31. OFFICIAL IN CHARGE.....32  
RULE 32. DEPUTY OFFICIALS IN CHARGE.....33  
RULE 33. REFEREES’ EVALUATOR & JUDGES’ EVALUATOR.....33  
RULE 34. RULES FOR BOTH REFEREES AND JUDGES.....33  
RULE 35. USA BOXING REFEREE & JUDGE MANAGEMENT.....34

**RULES FOR COMPETITION EQUIPMENT**

RULE 36. GLOVES.....34  
RULE 37. HEADGEAR.....35  
RULE 38. BANDAGES / HAND WRAPS.....36  
RULE 39. MOUTHPIECE.....36  
RULE 40. COMPETITION UNIFORM AND PROTECTOR.....36  
RULE 41. AFFILIATED ORGANIZATIONS NATIONAL TOURNAMENTS.....37

APPENDIX A - DUTIES OF AND GUIDELINES FOR COMPETITION OFFICIALS.....38  
APPENDIX B – USA BOXING ATHLETE CODE OF CONDUCT.....45  
APPENDIX C - USA BOXING NON-ATHLETE CODE OF CONDUCT.....47  
APPENDIX D – USA BOXING R&J MANAGEMENT SYSTEM.....49  
APPENDIX E – BOXERS’ UNIFORM GUIDELINES .....54  
APPENDIX F – WEIGHT CATEGORIES AND DIVISION REFERENCE CHART .....55  
APPENDIX G – FORMS AND WAIVERS .....56  
APPENDIX H – MASTERS BOXING.....65  
APPENDIX I - DEVELOPMENTAL BOUTS .....67  
APPENDIX J - USA BOXING SANCTION POLICY WITH 3<sup>RD</sup> PARTY FLOWCHART .....68  
APPENDIX K - WAIVER REQUEST – COMBAT SPORTS RECORD VERIFICATION .....71  
APPENDIX L – SAMPLE EVENT POSTER.....75

## COMPLIANCE TO THE RULES

These USA Boxing National Rules are the rules which USA Boxing Local Boxing Committees, Affiliate Members, boxing members, clubs and boxing family must follow and respect in any of its competitions in accordance to activities at all levels. USA Boxing Local Boxing Committees, Affiliate Members, and/or clubs may not develop their own rules.

No Rulebook can anticipate every circumstance or question. After reading the rulebook, if you have any questions, please email [membership@usaboxing.org](mailto:membership@usaboxing.org) with "RULEBOOK" in the subject line. USA Boxing reserves the right to modify, change or update these rules and policies without prior notice.

## DEFINITIONS & ACRONYM

**"ABD"** abandon

**"Advancing Competition"** a competition where boxers advance to another level, i.e. state, regional and national tournaments.

**"Affiliated Organizations"** (also known as Group Members) shall be those not-for-profit sports organizations which meet the requirements of applicable federal law, that register as Affiliated Organizations and that conduct, on a level of proficiency appropriate for the selection of athletes to represent the United States in international athletic competition in the sport of boxing, a national program or regular national athletic competition in the sport of boxing.

**"Bout"** a boxing contest between two boxers taking place as part of a competition.

**"Boxer"** any athlete who participates in a competition and who is registered by USA Boxing.

**"Chief of Officials"** the official designation of the LBC-elected person responsible for overseeing officiating in the LBC and holds a seat on the LBC Board of Directors.

**"Club"** a physical boxing club with member coaches and boxers that registers as a club within the LBC jurisdiction, and which agrees to conduct its programs in accordance with and agrees to be bound by the rules and regulations of USA Boxing and meet all registration requirements of USA Boxing.

**"Coach Certification"** the permission to act as a coach in USA Boxing Competitions after the person passes examinations and obtains a certification granted by USA Boxing.

**"Confederation"** a group of National Federations, recognized by IBA and belonging to the same continent.

**"Daily Weigh-In"** the scheduled weigh-in for boxer's competing on that day.

**"Delegation"** participating team members including boxers, coaches, team doctors and team managers in any competition.

**"Deputy Official in Charge"** the person(s) who are appointed by the Official in Charge to be responsible for Field of Play issues in any competition when simultaneously run in one or more rings.

**"DQ"** means disqualification.

**"Dual Match"** a competition featuring boxers from teams representing two clubs, organizations, or countries.

**“Event Organizer”** the individual who is the host or owner of a USA Boxing sanctioned competition.

**“Exhibition”** a competitive match put on as a display (for entertainment purposes); a winner is declared but the bout is not officially recorded. Exhibition Bouts are NOT allowed in USA Boxing.

**“Field of Play (FOP)”** the competition area which extends for approximately 20 feet outside the platform of the ring for boxing.

**“General Weigh-In”** the checking of documents, medical status, and weight of any boxer to ensure that any boxer meets registered Weight Category prior to the tournament draw.

**“Gloves”** USA Boxing/IBA approved equipment that is worn on the hands to protect them.

**“Headgear”** USA Boxing/IBA approved equipment that is worn on the head to protect it.

**“IBA”** the International Boxing Association.

**“IBA Competitions”** all competitions of IBA.

**“Individual Physical Combat Sport”** any of the following sports: Karate, Kickboxing, K-1, Muay Thai, MMA, Sumo, Taekwondo and such other sports as may be deemed by USA Boxing to be an individual physical combat sport. The following sports are not considered “Individual Physical Combat Sports” because they are non-striking: Judo, Kendo, Sumo, and Wrestling.

**“Judge”** the person who allocates points during a bout based on each boxer’s performance in the ring in respect of the USA Boxing Technical Rules.

**“Local Boxing Committee (LBC)”** member organizations of USA Boxing that promote and administer Amateur/Olympic-style boxing at the local level under the jurisdiction of USA Boxing.

**“Medical Handbook”** the rules published by USA Boxing in relation to the medical standards required to be observed by all registered members of USA Boxing prior to, during and after any competition as stated in the USA Boxing Medical Handbook.

**“NCBA”** National Collegiate Boxing Association

**“National Federation”** any Federation that is admitted into membership of IBA by the Congress, hence becoming a member of AIBA.

**“National Governing Body (NGB)”** the national governing body designated as such by the United States Olympic Paralympic Committee.

**“NLA”** National Latino Boxing Association

**“National Level Competitions”** boxing competitions organized and/or sanctioned by a particular National Federation and to which only boxers that are citizens from that National Federation participate.

**“National Technical Officials – (NTO)”** Officials appointed by USA Boxing excluding R&Js such as the Official In Charge, the Deputy Official In Charges, the Referee’s Evaluator, the Judge’s Evaluator, the Draw Commissioner, the Medical Jury members, the R&J Coordinator, the Equipment Manager, and appointed Tournament Staff.

**“Non-advancing competitions”** any competition where the winners do not advance to another competition, tournament or international competition.

**“Official Draw”** the ceremony to draw the boxers to decide the bout schedules in each Weight Category.

**“Official in Charge”** a person who is designated by the LBC Chief of Officials to be responsible as the Official in Charge for LBC non-advancing competitions.

**“Referee”** the person who ensures that the USA Boxing Competition Rules are followed by the boxers during their bouts.

**“Restriction Affidavit”** the forms filled out by the ringside doctor post-bout to recommend medical restrictions and/or protective restrictive measures: including the restriction affidavit and incident report forms.

**“SafeSport”** providing a national sport culture of respect and safety so that every athlete can thrive on and off the field of play.

**“Sanction”** a certificate of approval issued by USA Boxing for events.

**“Seconds”** coaches working the corner who are certified by USA Boxing and who are credentialed to act in the field of play.

**“Seeding”** the practice of placing competitors in a preliminary ranking prior to the draw for purposes of avoiding the top-ranked competitors from meeting in the earliest rounds of the tournament.

**“Official in Charge”** a person who is designated by the LBC Chief of Officials to be responsible as the Official in Charge for LBC non-advancing competitions. (Also Official in Charge)

**“USA Boxing”** the National Governing Body of the USOC and National Federation of IBA which governs all Olympic and international boxing in the United States of America.

**“USA Boxing Competitions”** competitions sanctioned by USA Boxing to include LBC, state, regional, national, and international events occurring in the United States of America.

**“U.S. Center for SafeSport”** reinforces respect, safety and health in sport, equipping sport organizations with tools to address issues of abuse before they occur.

**“USIBA”** United States Intercollegiate Boxing Association

**“USOPC”** means the United States Olympic Paralympic Committee.

# **RULES FOR COMPETITION MANAGEMENT**

## **RULE 1 MEMBERSHIP**

- 1.1** All participating members: boxers, coaches, officials, ringside doctors, must be members of USA Boxing, to participate in USA Boxing activities, including but not limited to club training, sparring sessions, and competitions.
- 1) All non-athletes are required to successfully pass a background screening every year
  - 2) All non-athletes are required to complete SafeSport Training annually
  - 3) All members must provide both a residence and mailing address upon registration
- 1.2** Every non-athlete member of USA Boxing shall submit to an annual background screening; disqualification criteria are listed under the SafeSport tab on USA Boxing's website. USA Boxing will use a criminal background check agency to gather information about prior criminal history, which may disqualify an individual from USA Boxing membership.
- 1.3** Boxers must be registered with the LBC in which they reside and have been passed as physically sound by the ringside doctor immediately before and after the bout. (Pre and post bout physicals)
- 1.4** A boxer may not represent a club or an organization that is not a member of an LBC or USA Boxing. Any boxer who boxes for a club or organization, which is not a registered member of the LBC, must enter the contest as "unattached."
- 1.5** Any boxer, coach or official who participates in an unsanctioned boxing contest or tournament is ineligible to participate in competition as an athlete or non-athlete member of USA Boxing. Such person may make appeal for consideration through USA Boxing's grievance and complaint process. (Note: Non-Athletes are allowed to participate in events sanctioned by State Athletic Commissions or take place on Military Bases and Native American Reservations.)
- 1) Any boxer who has participated in a Tough Man-type competition may join USA Boxing but shall not be allowed to compete as a novice, he/she will be required to compete in the open division. Once an athlete has joined USA Boxing, he/she shall not be allowed to again participate in a Tough Man-type event and then return to USA Boxing competition
  - 2) Any boxer who has participated as a professional in any physical combat sport shall not be eligible to compete as an athlete in USA Boxing.

## **RULE 2 MEMBER IN GOOD STANDING**

All participants to include athletes, officials, referees, judges, ringside doctors, coaches, and team officials, must have current membership and be properly certified and not under any suspension from USA Boxing to work or compete at any and all competitions.

## **RULE 3      INSURANCE COVERAGE**

- 3.1.** All registered athletes and non-athletes of USA Boxing are eligible for insurance coverage and should review USA Boxing's Insurance Manual on the website at <https://www.teamusa.org/USA-Boxing/Rulebook/Forms-and-Documents/Insurance-Form>.

## **RULE 4      SANCTION REQUIREMENTS** **(See USA Boxing Sanction Policy in Addendum J)**

### **4.1      Approval**

Local Boxing Committees (LBCs) approve sanctions for local, state/LBC and regional events within their geographic boundaries. Fundraiser, 3<sup>rd</sup> Party and Pro-Am Event sanctions will receive initial approval from the LBC with final approval provided by USA Boxing. LBCs approve sanctions for all regional and state Affiliated Member Organization events. USA Boxing approves sanctions for all National, and International events. Sanctions for Affiliated Organizations such as NCBA, USIBA and NLA are approved by these organizations as long as they are part of the advancing tournament structure for each specific organization. Sanctions outside the annual event progression through national tournament will be applied for and approved by the LBC governing the geographic area in which the event is held.

### **4.2      State or Municipal Restrictions or Requirements**

States and municipalities may have additional requirements. The sanction holder is responsible for additional notifications, documents or other requirements mandated by states/municipalities as applicable to USA Boxing sanctioned events.

- 1) Sanctions may be issued to Clubs and Affiliated Member Organizations that are current members of USA Boxing
- 2) Online sanction application and payment
- 3) Approval of sanction application by LBC (and USA Boxing where required)
- 4) Pro-Am sanctions receive final approval from USA Boxing
- 5) 3<sup>rd</sup> party and Fundraiser sanctions receive final approval from USA Boxing

### **4.3      Conditions**

- 1) Sanctions may not be transferred to any other club or Affiliate Member Organization
- 2) Use of the word "Olympic" or any derivative is prohibited in name of event, marketing and promotion of the sanctioned event
- 3) Sanctions and payment not submitted at least seven (7) days before the start date of the event shall incur a \$50.00 late submission fee
- 4) Written notification of cancelled event must be received within fourteen (14) days after the event date to re-schedule the event or receive a refund of the sanction fee
- 5) Each sanction holder shall provide a "Financial Statement for Competition" to USA Boxing within 14 days of the final day of competition
- 6) Failure to provide the Financial Statement will result in withholding future sanctions



- 7) All associated announcements, advertising and entry forms must state that no entries will be accepted unless boxer is registered with USA Boxing
- 8) All associated announcements, advertising and entry forms must bear the statement, **“Sanctioned by USA Boxing, Inc.”, and must prominently display the USA Boxing logo and include the name of the Local Boxing Committee (LBC).** Advertising is subject to approval. (For Sample Poster, see Appendix L)
- 9) **ALCOHOLIC BEVERAGES**. Alcohol may be served or sold at USA Boxing sanctioned events ONLY IF provided by a licensed vendor or caterer.
- 10) Sanction holder must update Match Tracker with competition results

#### **4.4 PRO-AM Boxing Sanction – See Pro-Am Policy**

- 1) All currently registered USA Boxing, Inc. member athletes are eligible to compete in a USA Boxing-sanctioned Pro-Am competition
- 2) For information on sanctioning a Pro-Am Boxing Event, refer to the Pro-Am Policy on the website under Membership and Forms.

#### **4.5 International Club Exchange – See International Club Exchange Policy**

- 1) ALL participants of club exchanges must be registered and in good standing with their respective National Federation and must adhere to the rules of USA Boxing,
- 2) Any USA Boxing member who is participating at an international competition not hosted/funded by USA Boxing must inform USA Boxing Membership in writing of the event in which he or she is participating in at least two weeks prior to the competition start date.
- 3) For information on the International Club Exchange Program, refer to International Club Exchange Policy on the website under Membership and Forms.

#### **4.6 Sanction Fees and LBC Rate Card (LBC Additional Fee Charges)**

- 1) USA Boxing sets the national sanction fee for each type of sanctioned event. LBCs may charge an additional fee over and above the base national fee; LBC Board of Governors approve the LBC portion of the sanction fee. Each LBC rate card listing will be posted on the USA Boxing website and on any applicable LBC website and social media platform. LBC Rate Cards shall include, but not be limited to:
  - All Membership Fees (Boxer, Non-Athlete, Club)
  - Sanction Fees
    - Promotion Fees
    - Glove Fees
    - Ring Rental
    - Event Production Costs
    - Stipend/Gas Reimbursement for event officials
- 2) The USA Boxing national office in consultation with the USA Boxing Board of Directors reserves the right to review fee schedules. A national fee schedule will be posted on the USA Boxing website

#### **4.7 Financial Statement of Competition**

- 1) The multi-day tournaments, Golden Gloves Tournaments, Pro-Am Shows and Third Party and Charitable Fundraising Events sanction holders shall be required to file an event report.
- 2) The LBC Board of Directors or his/her designee must provide an after-event report with the input of LBC Leadership on practical information to be collected such as number of bouts, number of officials used, number and types of injuries.

## **RULE 5      BOXER'S QUALIFICATION: MEDICAL ASPECTS**

### **5.1      Medical Certification**

- 1) Annual Sports Physical with signature and stamp by medical professional
- 2) The boxer must be considered fit to compete upon examination by a Ringside Doctor before beginning competition
- 3) Boxers are required to produce applicable releases available in Appendix G
  - a. Release to Compete with Braces
  - b. Release to Compete with Breast Implants
  - c. Release to Compete after Lasik Surgery

### **5.2      Prohibited Conditions**

Refer to current USA Boxing Medical Handbook for prohibited conditions

Examples:

- 1) Wearing a steri-strip or dressing on an abrasion or wound
- 2) Soft wraps on lower extremities are allowed but must not have any exposed or non-padded hard plastic or metal components. No soft wraps, other than hand wraps, are allowed on the upper extremities.
- 3) Facial Hair - A boxer is not required to be clean shaven to participate in local or regional sanction events that do not lead to USA Boxing National and International competition. The beard cannot extend past the natural line created by the boxer's collarbones while head is facing straight forward.
  - a. Beards are not allowed at international competitions subject to International Federation rules.
  - b. Boxers participating in junior age division and younger are not required to be clean shaven at local, regional, or national competitions. However, if the boxer has facial hair past the collarbone line, it must be cut.
- 4) Lenses other than soft contact lenses.
  - a. If a boxer is wearing soft contact lens and loses a lens during a bout:
    - i. The boxer accepts to continue to box, the bout will continue.
    - ii. The boxer does not accept to continue to box without the contact lenses, will lose by ABD.

### **5.3      Knockout - KO**

When the result of the bout is Knockout, the ringside doctor must complete and sign a Restriction Affidavit. This restriction shall be updated in the USA Boxing Database and the form must be sent to the USA Boxing national office and Local Boxing Committee of the restricted boxer. The Restriction Affidavit must indicate how many rest days should be prescribed or the protective restrictive measures and be delivered to the Official in Charge by the ringside doctor. When the result of the bout is a Referee Stops Contest (RSC), the ringside doctor may issue a Restriction Affidavit.

### **5.4      Protective Restrictive Measures**

- 1) One Knockout - A boxer who has been knocked out as a result of head blows during a contest or wherein the referee has stopped the contest due to the boxer having received hard blows to the head, making this boxer defenseless or incapable of continuing, will not be permitted to take part in competitive boxing or sparring for a period of at least 30 days after the boxer has been knocked out.

- 2) Two Knockouts- A boxer who has been knocked out as a result of head blows during a contest or wherein the referee has stopped the contest due to a boxer having received hard blows to the head, making this boxer defenseless or incapable of continuing twice in a period of 90 days, will not be permitted to take part in competitive boxing or sparring during a period of at least 90 days from the second knockout.
- 3) Three Knockouts - A boxer who has been knocked out as a result of head blows during a contest or wherein the referee has stopped the contest due to the boxer having received hard blows to the head, making this boxer defenseless or incapable of continuing three times in a period of 12 months, will not be permitted to take part in competitive boxing or sparring for at least one (1) year from the third knockout.
- 4) If a boxer has been knocked out or received a severe head blow which results in a bout being terminated, the ringside doctor will classify the seriousness of the concussion and prescribe the medical restriction period as follows:
  - a. In the event of no Loss of Consciousness (LOC), a minimum restriction of 30 days;
  - b. In the event of LOC for less than one (1) minute, a minimum restriction of 90 days;
  - c. In the event of LOC for more than one (1) minute, a minimum restriction of 180 days;
  - d. Any boxer who suffers a second LOC within 90 days of resuming boxing after a first LOC will have the highest applicable medical restriction period doubled;
  - e. Any boxer who suffers three (3) LOCs within 365 days will be suspended for a minimum of 540 days from the date of the third LOC;
  - f. Any boxer who has a medical restriction must not train or spar during the restricted period.
- 5) All protective measures must also apply if a knockout and/or concussion occur during training or anywhere else. The coach will be responsible to report all incidents to USA Boxing.
- 6) If one boxer is knocked out by a blow after “break” or “stop” and is counted “ten” (10), the win by disqualification will not permit this boxer to continue boxing in the competition.
- 7) Boxers returning from protective restrictive measures must receive written clearance from a qualified medical doctor and inform their Local Boxing Committee before returning to box. (Restriction Affidavit)
- 8) In case of body blows, the rest period or the protective restrictive measures will be at the discretion of the ringside doctor, following the post bout medical examination.

## **RULE 6      USADA ANTI-DOPING REGULATIONS**

- 6.1 USA Boxing conforms to the United States Anti-Doping Agency’s Rules and Regulations (USADA.)
- 6.2 See the U.S. Anti-Doping Agency website for the anti-doping rules and for information on Therapeutic Use Exemption (TUE) Forms, [www.usada.org](http://www.usada.org).

## **RULE 7 CLASSIFICATION OF BOXERS**

### **7.1 Age Classification for USA Boxing National Tournaments**

- 1) The age of a boxer is determined using his/her year of birth.
- 2) Boxers ages 35 to 40 shall declare Elite, Master or both according to Appendix H – Masters Boxing Policy.
- 3) Boxers between the ages of 19 to 40 are categorized as Elite Boxers.
- 4) 18-year-old boxers may opt to compete as elite boxers at advancing national events as long as they have turned 18 by the beginning date of competition.
- 5) Boxers between the ages of 17 to 18 are categorized as Youth Boxers.
- 6) Boxers between the ages of 15 to 16 are categorized as Junior Boxers.
- 7) Boxers between the ages of 8 to 14 are categorized as Prep Boxers. The age of the boxer must not be over 14 years old. The range of the ages of the boxers participating in these competitions must not be more than two (2) years.
  - a. Prep Boxers (Girls and Boys) – minimum age 8, using the actual birth date, maximum age 14.
  - b. Age divisions. The Prep program will consist of three age divisions.
    - I. Pee Wee Division, ages 8, 9 and 10 years. 8-year-olds can only box 8- and 9-year-olds at LBC club events.
    - II. Bantam Division, ages 11-12 years.
    - III. Intermediate Division, ages 13-14 years

### **7.2 Weight Classification:**

#### **ELITE and YOUTH MALE WEIGHT CLASSES**

<b>Weight Class</b>	<b>Male</b>
Minimumweight	106lbs (48kg)
Flyweight	112lbs (51kg)
Bantamweight	119lbs (54kg)
Featherweight	125lbs (57kg)
Lightweight	132lbs (60kg)
Light Welterweight	139lbs (63kg)
Welterweight	147lbs (67kg)
Light Middleweight	156lbs (71kg)
Middleweight	165lbs (75kg)
Light Heavyweight	176lbs (80kg)
Cruiserweight	189lbs (86kg)
Heavyweight	203lbs (92kg)
Super Heavyweight	203+lbs (92+kg)

## ELITE and YOUTH FEMALE WEIGHT CLASSES

Weight Class	Female
Minimumweight	106lbs (48kg)
Light Flyweight	110lbs (50kg)
Flyweight	115lbs (52kg)
Bantamweight	119lbs (54kg)
Featherweight	125lbs (57kg)
Lightweight	132lbs (60kg)
Light Welterweight	139lbs (63kg)
Welterweight	146lbs (66kg)
Light Middleweight	154lbs (70kg)
Middleweight	165lbs (75kg)
Light Heavyweight	178lbs (81kg)
Heavyweight	178+lbs (81+kg)

## JUNIOR, INTERMEDIATE, BANTAM & PEE-WEE WEIGHT CLASSES

Weight Class	Junior	Intermediate	Bantam	Pee-Wee
				50lbs
				55lbs
			60lbs	60lbs
			65lbs	65lbs
		70lbs	70lbs	70lbs
		75lbs	75lbs	75lbs
		80lbs	80lbs	80lbs
		85lbs	85lbs	85lbs
	90lbs (USA only)	90lbs	90lbs	90lbs
	95lbs (USA only)	95lbs	95lbs	95lbs
Pinweight	101lbs (46kg)	101lbs	101lbs	101lbs
Light Flyweight	106lbs (48kg)	106lbs	106lbs	106lbs
Flyweight	110lbs (50kg)	110lbs	110lbs	110lbs
Light Bantamweight	114lbs (52kg)	114lbs	114lbs	114lbs
Bantamweight	119lbs (54kg)	119lbs	119lbs	119lbs
Featherweight	125lbs (57kg)	125lbs	125lbs	125lbs
Lightweight	132lbs (60kg)	132lbs	132lbs	132lbs
Light Welterweight	138lbs (63kg)	138lbs	138lbs	138lbs
Welterweight	145lbs (66kg)	145lbs	145lbs	145lbs
Light Middleweight	154lbs (70kg)	154lbs	154lbs	154lbs
Middleweight	165lbs (75kg)	165lbs	165lbs	165lbs
Light Heavyweight	176lbs (80kg)	176lbs	176lbs	176lbs
Heavyweight	176+lbs (80+kg)	176+lbs	176+lbs	176+lbs

### 7.3 Number Rounds/Maximum Duration:

Males & Females Elite:	Three, 3 minute rounds
Males & Females Youth:	Three, 3 minute rounds
Males & Females Junior:	Three, 2 minute rounds
Males & Females Intermediate:	Three, 2 minute rounds
Males & Females Bantam:	Three, 1½ minute rounds
Males & Females Pee-Wee:	Three, 1½ minute rounds

## 7.4 Advancing Tournaments

- 1) USA Boxing reserves the right to set a minimum number of bouts to enter said competition and/or Olympic weight classes. (See Event Fact Sheet for details)

## 7.5 Common Sense Rule

USA Boxing reserves the right to provide some latitude to make the best use of resources (time and money). An example would be a boxer advancing to a regional tournament who is unopposed may not be required to travel to the tournament to weigh in. Said boxer would advance to the national tournament and be required to weigh in at that time. When exercised, the common-sense rule may not give someone a competitive edge or affect the safety of the boxer.

# RULE 8 ELIGIBILITY OF BOXERS

## 8.1 Nationality

- 1) Any boxer participating in USA Boxing advancing competitions must be a citizen of the United States of America either through birth or naturalization.
- 2) Any boxer participating in USA Boxing non-advancing competitions may be of any nationality at the discretion of the tournament organizer.

Athlete	Event				
	Club Show	Non-advancing tournament	Advancing tournament not leading to international competition	Advancing tournament leading to international competition	Box-offs leading to international competition
U.S. Citizen	Yes	Yes	Yes	Yes	Yes
Permanent Resident	Yes	Yes	Yes	No	No
Refugee Status	Yes	Yes	Yes	No	No
Non-Resident	Yes	Yes	Yes	No	No
Incarcerated	No	No	No	No	No
Foreign Athlete	Yes	Yes	Yes	No	No

- 3) Incarcerated athletes. Inmates are not authorized to register or participate in USA Boxing.
  - a. If a boxer has represented USA Boxing in any IBA Competition and is also a national of two or more countries simultaneously, this boxer must select only one National Federation to enter IBA Competitions. In this case, once the boxer selects one National Federation, this boxer must not enter any IBA Competition as a participant of the changed National Federation for two (2) years.
  - b. Once a boxer selects another National Federation other than the United States that boxer shall not return to compete in any USA Boxing advancing competitions for a period of two (2) years.
- 4) For the determination of the two (2) year period, USA Boxing will rely on the IBA database of all boxers to trace their competition records.

- 5) Prior to any USA Boxing National Competition, USA Boxing must confirm the nationality and eligibility of all boxers. Boxers must present valid proof of citizenship to all National competitions which includes U.S. Birth certificate or U.S. passport. If not provided at competition registration said boxer will not compete in competition.
- 6) If a complaint on the eligibility of a boxer is received, the Official in Charge must immediately report this to the USA Boxing Executive Director and if an ineligibility case is confirmed, the Official in Charge must immediately disqualify the boxer and inform all parties.
- 7) When the nationality is in question, USA Boxing has the right to request the following documents as a proof:
  - a. Birth Certificate
  - b. Citizenship Identity Papers, i.e., U.S. Passport

## **8.2 Eligibility of Amateur Combat Sports Participants**

- 1) Any boxer that competes in an amateur combat sports event is eligible to compete in USA Boxing upon meeting the following requirements:
  - a. Individuals who have competed in amateur combat sports must declare their record at the time of registration for USA Boxing membership.
  - b. Individual needs to complete form verifying record (Appendix K).
  - c. An amateur boxer shall not compete against a professional boxer or professional athlete of another combat sport
- 2) Restricted Participation
  - a. Professional boxers and other individuals who have competed as professionals in combat sports, including, but not limited to mixed martial arts, Tough-Man events, kick-boxing, cage fighting, are prohibited from competing in Olympic-style boxing.
  - b. A USA Boxing athlete member shall NOT box in any boxing competition that is not sanctioned under USA Boxing.

## **8.3 Passbook**

All members who wish to participate in USA Boxing sanctioned events MUST present their USA Boxing passbook to the event coordinator, or its designee.\* Failure to do so will result in not being permitted to enter the competition until such time as participant can present their passbook, or the registration for the event competition has closed.

*\*Official in Charge has the right to relax this rule upon verification of the boxer's current registration and annual physical.*

# **RULE 9 MATCHED BOUTS**

## **9.1 Parameters of Matched Bout – see Appendix F**

Matched bouts must be in accordance with age and weight limitations described as in the Rules Reference Chart, Appendix F.

- 1) Boxers must always adhere to the competition rules of the lower age division.
  - a. Length of rounds: at the lower age category.
- 2) Pee-Wee Male Boxers and Female Boxers may compete against each other at the local level.
- 3) Headgear must be worn at all LBC competitions.



- 4) **No boxer under the age of 18 may weigh-in naked.** When necessary, a boxer over the age of 18 may take off their underwear; however, prior to the removal of their underwear the weigh in area must be cleared of all boxers under the age of 18. An official scale must be used.
- 5) Experience of boxers must be considered when making match bouts. The consideration of total number of bouts and the winning percentages of their bouts must be considered.
- 6) Matched bouts will be made with both coaches' the discretion with final match approval by the official in charge of the event.
- 7) Exhibition bouts are prohibited.

## **RULE 10 DEVELOPMENTAL BOUTS**

See Appendix I for specifications on Developmental Bouts

## **RULE 11 WEIGH-IN**

### **11.1 USA Boxing National Competitions**

- 1) All entered boxers must attend the General Weigh-In, as specified by the tournament Official in Charge (the official in charge).
- 2) The duration of the General Weigh-in will be two hours or until completed. The Daily Weigh-in will be one hour or until completed. There will be a zero tolerance on any overweight. All boxers must weigh in on the day they box (Daily Weigh-in).
- 3) A boxer will be present at the beginning of the General and Daily Weigh-in. If a boxer is not present when their weight is called, the boxer's passbook shall be held aside until the last weight class for that session is called. If at that time the boxer is still not present, he or she will be disqualified. If the boxer fails to make the weight limit, said boxer is disqualified.
- 4) The time from the end of the General Weigh-In to the start of the first bout must not be less than six (6) hours. The time from the end of the Daily Weigh-In to the start of the first bout of the remaining competition days must not be less than three (3) hours. (The Official in Charge may relax this condition if unavoidable circumstances occur and after consultation with the ringside doctor.)
- 5) The Weigh-In must be conducted by officials authorized by the Official In Charge and must be of the same gender as the boxer.
- 6) For the General Weigh-In, the registered boxer's weight must not exceed the maximum of the boxer's weight category nor be below the minimum of the boxer's weight category. The weight registered at the General Weigh-In on the first day decides the boxer's weight category for the entire competition.
- 7) At the Daily Weigh-In, only the maximum weight limit will be controlled.
- 8) A boxer will be allowed to be present at the official scales only once.
- 9) At all USA Boxing national tournaments, medical examinations will take place prior to boxer's stepping on the scale for the General and Daily Weigh-ins. For LBC and regional competitions, it will be at the discretion of the Official In Charge.
- 10) No type of body jewelry and no body accessories will be permitted to be worn.



- 11) Scale - The weight is the one shown on the scale, the body being naked except for a swimming suit or underwear. **No boxer under the age of 18 may weigh-in naked.** When necessary, a boxer over the age of 18 may take off their underwear; however, prior to the removal of their underwear the weigh in area must be cleared of all boxers under the age of 18. An official scale must be used.
- 12) Test scales must be available. Test scales must be calibrated the same as the official scale(s). Should the test scale not be available, the official scale may be used as the test scale.

### **11.2 Regional, LBC, and Club Competitions**

- 1) The competition/event Official in Charge will establish the weigh-in process (General and/or Daily)
  - a. Time of Weigh-in. No boxer shall be weighed in prior to the designated start time of the General or Daily Weigh-in.
  - b. Duration of Weigh-in. Weigh-in shall last no more than two (2) hours or until completed.
  - c. Subject to USA Boxing's Common-Sense Rule (reference rule # 7.5)

## **RULE 12 OFFICIAL DRAW FOR TOURNAMENTS**

- 12.1** The Official Draw must take place as soon as possible after the completion of the General Weigh-In. It must be completed no less than three (3) hours prior to the first bout on the first competition day.
- 12.2** The Official Draw will take place on the same day as the General Weigh-in.
- 12.3** One (1) team official or boxer representative is encouraged to attend the Official Draw for confirmation of boxer entry into the Official Draw.
- 12.4** A Computerized Draw System is to be used in all USA Boxing national competitions. In case the Computerized Draw System is not available, a manual system may be used.
- 12.5** Possible Re-Draw - Until the last weight category draw is completed, if there is any mistake or unavoidable circumstance taking place, the tournament director has the right to order that weight category be redrawn.
- 12.6** Byes - A sufficient number of byes must be drawn in the first round in order to reduce the number of boxers in the second round to 2, 4, 8, 16 or 32. Boxers drawing a bye in the first round will box in the second round in the order in which they were drawn.
- 12.7** The tournament director must ensure, where applicable, that no boxer will box twice in the competition before all other boxers of the same weight category have boxed at least once. In special situations, the tournament director may relax this rule.

## **RULE 13 DURATION AND NUMBER OF ROUNDS**

- 13.1** In all USA Boxing Elite and Youth competitions, bouts must consist of three (3) rounds of no more than three (3) minutes each.

- 13.2** In all USA Boxing Junior competitions, bouts must consist of three (3) rounds of no more than two (2) minutes each.
- 13.3** In all USA Boxing Prep competitions, bouts must consist of the following:
- 1) Pee Wee: bouts must consist of three (3) rounds of no more than one and half (1.5) minutes each
  - 2) Bantam: bouts must consist of three (3) rounds of no more than one and half (1.5) minutes each
  - 3) Intermediate: bouts must consist of three (3) rounds of no more than two (2) minutes each
- 13.4** In all USA Boxing local competitions, bouts can be contested with shorter rounds. Reference Appendix F, USA Boxing Rules Reference Chart

## **Rule 14 SCORING SYSTEM (10-Point-Must)**

### **14.1 Number of Judges**

In all USA Boxing national competitions, five (5) judges will be used. In all other USA Boxing competitions, the Official in Charge (the official in charge) will determine if three (3) or five (5) judges will be used. All scores will be counted.

- 1) Nomination of the Referee and Judges: For each bout, the Official in Charge shall appoint all officials.
- 2) Official Assignments: Assignments of referees and judges is the responsibility of the official in charge.

### **14.2 Manual (Paper) Scoring System**

- 1) For all USA Boxing competitions, it is acceptable to operate with a manual (paper) scoring system (score cards).
- 2) Collection of the score round by round
  - a. At the end of each round, the referee shall collect the score cards of the judges and give them to the Official in Charge or deputy Official In Charge.
  - b. The Official in Charge or deputy Official in Charge will record the score of each judge on the Official in Charge Bout Report. (Manual or Electronic Official in Charge Bout Report)
  - c. All score cards must be kept with the Official in Charge Bout Report for a minimum of one (1) year.

**14.3 Decision** At the end of the last round, the Official in Charge or Deputy Official in Charge must calculate final scores including all judges scores, warnings, and declared winner (red or blue).

### **14.4 Official Announcement**

The Official in Charge or deputy Official in Charge shall fill in the Official Bout Result for Announcer with the correct decision and winner. He/she shall then give the form to the official announcer. The decision and the winner shall then be announced by the official announcer.

### **14.5 Winner by a Unanimous or Split Decision**

- 1) Unanimous decision by points: all judges appoint the same winner, or
- 2) Split decision by points: The majority of judges appoint one (1) Boxer as the winner and the other judges appoint the other boxer as the winner or as a draw.

#### 14.6 Scoring Criteria

Each judge will independently judge the merits of the two (2) boxers using the Scoring System based on following criteria:

- 1) Number of quality blows on target area **(this is the most important one)**
- 2) Domination by technical and tactical superiority
- 3) Competitiveness

#### 14.7 Point Allocation

The judges must apply the following point allocation for each round:

- 1) 10 vs. 9 – Close round
- 2) 10 vs. 8 – Clear winner
- 3) 10 vs. 7 – Total dominance

## RULE 15 DECISIONS

### 15.1 Win on points – WP

- 1) At the end of a bout, the winner will be determined on the basis of the score of the judges and will be declared the winner of the bout on points by either unanimous or split decision.
- 2) The round in which the bout is stopped will be scored, even if it is a partial round.
  - a. This rule applies if an injury caused by an unintentional foul occurs and as a result the contest is stopped by the referee
  - b. This rule applies in the case both boxers are injured at the same time and as a result the contest is stopped by the referee
- 3) The bout may be terminated by the Referee due to an event that is out of the boxer's or referee's control, such as the destruction of the ring, failure of the lighting supply, forces of nature and other similar unforeseen conditions. In such circumstances, the judges will score the round for each boxer up to the time of the termination of the bout and the boxer who is ahead on points will be declared the winner of the bout on points.
- 4) If a boxer has an open cut or abrasion, resulting from an accidental foul, the referee may stop the bout and take the boxer to the doctor to be examined. If the bout is stopped the decision will be determined by the scorecards.
- 5) Tie-Breaker – Tied bouts are not permitted. In the event that the total scores awarded by each judge, including any deduction, are equal at the end of the bout the judges will be requested to nominate a bout winner in the following cases:
  - a. One (1) judge has a draw and the other judges are evenly split; or
  - b. Two (2) judges have even scores and the other judges do not score unanimously; or
  - c. Three (3) or more judges have even scores
    - i. In manual (paper) scoring after the judge scores the round, the judge is requested to select an overall bout winner in case a tie-breaker is necessary
    - ii. In the electronic scoring system if a tie-breaker is necessary the judge's keypad will blink. The judge will then nominate an overall bout winner.

### **15.2 Win by Abandon – ABD**

- 1) If a boxer retires voluntarily or if the coach throws the towel into the ring or appears on the apron, however not while the referee is counting, the opponent will be declared the winner of the bout by ABD.
- 2) If a boxer loses a soft contact lens and chooses not to continue to box without the contact lens, the boxer will lose by ABD.

### **15.3 Win by Referee Stops Contest**

- 1) If a boxer fails to resume boxing immediately after the rest period between rounds, the opponent will be declared the winner of the bout by RSC.
- 2) If a boxer, in the referee's opinion, is being outclassed or is receiving excessive punishment or hard blows, the bout will be stopped, and the opponent declared the winner of the bout by RSC.
- 3) If a boxer is unfit to continue and fails to resume boxing after a knockdown, the opponent will be declared the winner of the bout by RSC.
- 4) When the bout is stopped by the referee at the discretion of the Official in Charge following the advice of a ringside doctor, the opponent will be declared the winner of the bout by RSC.

### **15.4 Win by Referee Stops Contest – Injury – RSC-I**

- 1) If a boxer, in the opinion of the referee, is unfit to continue because of a sustained or increased injury from correct punches, the bout will be stopped, and the opponent will be declared the winner of the bout by RSC-I.
- 2) If a boxer, in the opinion of the referee, becomes incapable of continuing to compete because of an injury sustained not from punches, the bout will be stopped, and the opponent will be declared the winner of the bout by RSC-I.
- 3) If a boxer does not recover after ninety (90) seconds, in the allotted time for a low blow, the opponent will be declared the winner of the bout by RSC-I.

### **15.5 Win by Disqualification – DQ**

- 1) If a boxer is disqualified for a foul or for any other reason, the opponent will be declared the winner of the bout by DQ.
- 2) If the referee, at his/her discretion, determines that an intentional foul caused an injury to a boxer and that the fouled and injured boxer cannot continue because of the injury sustained from this intentional foul, the offending boxer will be disqualified and the injured boxer will be declared the winner of the bout by DQ.
- 3) The third warning in the whole bout will automatically disqualify the boxer and the opponent will be declared the winner of the bout by DQ.
- 4) If the boxer has been disqualified due to blatant misconduct or unsportsmanlike behavior, it must be brought to the attention of the USA Boxing Judicial Committee by the Official in Charge within 24 hours of the end of the respective bout, a disqualified boxer will not be entitled or awarded points relating to the bout.
- 5) A disqualified boxer by any other technical rule will maintain his/her individual placement and/or team/ranking points earned.

### **15.6 Win by Knockout – KO**

- 1) If a boxer is knocked down and fails to resume boxing before that boxer is counted up to ten (10), the opponent will be declared the winner of the bout by KO.
- 2) In the case of an emergency and the referee summons the ringside doctor in the ring before the boxer is counted up to ten (10), the opponent will be declared the winner of the bout by KO.

- 3) In the event a double KO occurs, the round must be scored up to the termination of the bout. The boxer ahead on points will be considered the winner.

#### **15.7 Win by Walkover – WO**

- 1) If a boxer is present in the ring fully attired and ready to box and the opposing Boxer fails to appear in the ring after being announced and a maximum period of one minute has elapsed after the bell has been sounded, the referee will declare the present boxer to be the winner by WO.
- 2) In the case the Official in Charge knows in advance that a boxer will not be present, he/she may cancel an official weigh-in procedure, and the result must be officially announced.

#### **15.8 Extraordinary Rescheduling – Same Day**

- 1) The bout may be terminated by the referee due to an event that is out of the boxer's or the referee's control, such as the destruction of the ring, failure of the lighting supply, forces of nature and other similar unforeseen conditions. In such circumstances, if it occurs before the end of the first round, the bout will be terminated and will then have to be rescheduled by the Official in Charge, preferably within the same day.

## **RULE 16 FOULS**

### **16.1 Types of Fouls**

- 1) Hitting below the belt, holding, tripping, kicking, and butting with foot or knee
- 2) Hits or blows with head, shoulder, forearm, elbow, throttling of the opponent, and pressing with arm or elbow in opponent's face, pressing the head of the opponent back over the ropes
- 3) Hitting with open glove, the inside of the glove, wrist or side of the hand
- 4) Hits landing on the back of the opponent, and especially any blow on the back of the neck or head and kidney punch
- 5) Pivot blows i.e., backhand
- 6) Attack while holding the ropes or making any unfair use of the ropes
- 7) Lying on, wrestling and throwing in the clinch
- 8) An attack on an opponent who is down or who is in the act of rising
- 9) Holding and hitting or pulling and hitting
- 10) Holding or locking, on the opponent's arm or head, or pushing an arm underneath the arm of the opponent
- 11) Ducking below the belt of the opponent
- 12) Completely passive defense by means of double cover and intentionally falling, running, or turning the back to avoid a blow
- 13) Speaking
- 14) Not stepping back when ordered to break
- 15) Attempting to strike opponent immediately after the referee has ordered "break" and before taking a step back
- 16) Assaulting or behaving in an aggressive manner towards a referee at any time

- 17) Spitting out the mouthpiece (mouthguard or gumshield) intentionally without receiving a correct punch will cause the boxer to receive a mandatory warning
- 18) If the mouthpiece falls out after the boxer has received a correct punch, and if this happens for the third time, the boxer will receive a mandatory warning
- 19) Keeping the advanced hand straight in order to obstruct the opponent's vision
- 20) Biting an opponent
- 21) Faking/simulating such as an injury

## **RULE 17 LOW BLOW**

- 17.1** After a low blow, if the offended boxer does not complain and the low blow was not hard and intentional, the Referee must signal the foul without interrupting the Bout.
- 17.2** After a low blow, if the offended boxer complains the referee will have two (2) options:
- 1) The offending boxer will be immediately disqualified if it is an intentional and hard blow.
  - 2) Start an eight (8) count.
- 17.3** After the eight (8) count, the Referee will have two (2) options:
- 1) The boxer is fit to continue: the referee may give a warning to the offender and the bout will continue.
  - 2) The boxer is unfit to continue: the referee will give a certain amount of time to the boxer to try to recover with a maximum of up to ninety (90) seconds.
- 17.4** After above mentioned timeframe, the referee will have two (2) options:
- 1) The boxer is fit to continue: the referee may give a warning to the offender and the bout will continue.
  - 2) The boxer is unfit to continue: the opponent will be declared the winner of the bout by RSC-I.

## **RULE 18 CAUTION, WARNING, DISQUALIFICATION**

- 18.1** A boxer who does not obey the instructions of the referee, acts against the rules of boxing, boxes in any unsportsmanlike manner, or commits fouls, will, at the discretion of the referee, be cautioned, warned, or disqualified. If a referee intends to warn a boxer, the referee must say "stop" and demonstrate the infringement. The referee must then indicate to the boxer and then to the Official In Charge.
- 18.2** If a boxer receives a referee's warning, the Official in Charge will record the warning in the Scoring System and each warning will reduce the total score of the offending boxer by one (1) point. The third warning in a bout will automatically disqualify the boxer.
- 18.3** If a boxer receives head butting or illegal blows which do not cause an injury or cut, the referee will give a warning to the offending boxer, deducting one (1) point per judge, or may disqualify the offending boxer.

- 18.4** If a boxer receives headbutting or illegal blows which cause an injury or cut, the referee must disqualify the offending boxer. If the referee has any reason to believe that a foul has been committed which the referee has not seen, the referee may consult the Judges.
- 18.5** In the event that any irregularity is found in the handwraps/bandages after the bout that in the referee's opinion gave an advantage to the boxer, this boxer must be disqualified immediately.
- 18.6** The Official In Charge, referees' evaluator and judges' evaluator have the right to caution, remove and disqualify a second who has infringed these rules.

## **RULE 19 KNOCKDOWN**

### **19.1 A boxer will be considered to be knocked down if:**

- 1) The boxer touches the floor with any part of the body other than the boxer's feet as the result of a blow or series of blows.
- 2) The boxer hangs helplessly on the ropes as the result of a blow or series of blows.
- 3) The boxer is outside or partly outside the ropes as the result of a blow or series of blows.
- 4) Following a hard punch, the boxer has not fallen and is not lying on the ropes, but is in a semi-conscious state and cannot, in the opinion of the referee, continue the bout.

### **19.2 Counts Following a Knockdown**

In the case of a knockdown, the referee must say "stop" and then begin to count from one (1) to eight (8) if the boxer is fit to continue; and count from one (1) to ten (10) if the boxer is unfit to continue. The referee will count with intervals of a second between the numbers and will indicate each second with the hand so that the boxer who has been knocked down may be aware of the count. Before the number "one" is counted, an interval of one second must have elapsed from the time when the boxer is knocked down.

### **19.3 Responsibilities of the Opponent**

If a boxer is knocked down, the boxer's opponent must at once go to the neutral corner as designated by the referee and remain there until the referee allows the boxer to leave. If the opponent does not respect this, the referee must suspend the count until the opponent complies with the command.

### **19.4 Mandatory Eight Count**

When a boxer is knocked down as the result of a blow, the bout must not continue until the referee has reached a mandatory count of eight (8), even if the boxer is ready to continue before then or the round has come to a close.

### **19.5 Both Boxers Knocked Down**

If both boxers are knocked down at the same time, the count will be continued as long as one of them is still knocked down.

### **19.6 Compulsory Count Limits**

- 1) A maximum of three (3) eight counts will be given in one (1) round.
- 2) A maximum of four (4) eight counts will apply in one bout.



### **19.7 Boxer Knocked Out of the Ring**

In the case of a boxer being knocked out of the ring by a legal blow, the boxer must be allowed thirty (30) seconds to come back into the ring, after the 8-count, without the help of anyone. In the case the boxer is not able to come back within the above-mentioned timeframe, such boxer will be deemed to have lost the bout by RSC.

### **19.8 Knockout**

After the referee has said “ten,” the bout ends and must be decided as a KO. The referee may stop the count if in his/her opinion the boxer is in immediate need of medical attention.

### **19.9 Boxer Knocked Down at the End of a Round**

In the event of a boxer being knocked down at the end of any round, the referee must continue to count until the boxer is no longer knocked down irrespective of the end of the round. Should the referee count up to ten (10), such boxer will be deemed to have lost the bout by KO. The gong/bell will not save the boxer.

### **19.10 Second Knockdown without a Further Punch**

If a boxer is knocked down as the result of a punch and the bout is continued after the count of eight (8) has been reached, but the boxer falls again without having received a further punch, the referee must continue the count from the count of eight (8) up to the count of ten (10).

## **RULE 20 REFEREES**

20.1 In all USA Boxing Competitions, each bout must be controlled by a referee, nominated by the draw commissioner or Official in Charge in USA Boxing competitions, who will officiate in the ring and will not score the bout.

### **20.2 The Duties of the Referee are as follows:**

- 1) To care for both boxers and to make the safety of both boxers a primary concern throughout the bout.
- 2) To see that all rules and fair play are strictly observed.
- 3) To maintain control of the contest at all its stages.
- 4) To prevent a weak boxer from receiving undue and unnecessary punishment.
- 5) To use four (4) words of command:
  - a. “Stop” when ordering the boxers to stop boxing.
  - b. “Box” when ordering the boxers to continue boxing.
  - c. “Break” when breaking a clinch.
  - d. “Time” when ordering the timekeeper to stop the time.
- 6) To indicate to a boxer by suitable explanatory signs, verbal commands or gestures any infringement of these rules.
- 7) The referee may use a touch by hand to stop, break, or separate the boxers.
- 8) The referee must not indicate the winner by raising a boxer’s hand or otherwise, until the announcement has been made. When the winner of a bout is announced, the referee must be positioned in the middle of the ring holding one hand of each boxer and raise the hand of the winning boxer.



- 9) When the referee has disqualified a boxer or stopped the bout, the referee must first inform the Official in Charge which boxer has been disqualified and/or the reason for which the bout has been stopped, to enable the Official in Charge to put the result in the system and the official announcer to make the decision known to the public
- 10) The referee may consult the ringside doctor with respect to any injury to a boxer.
- 11) When the referee calls the ringside doctor to the ring to examine a boxer, only the referee and the ringside doctor must be present in the ring or on the apron; however, the ringside doctor may request help.
- 12) If an injury occurs, and if the referee does not clearly understand the cause of the injury, the referee must follow the steps set out below:
  - a. Ask the non-injured boxer to go to the neutral corner.
  - b. Ask the Ringside Doctor if the injured boxer is fit to continue. If the ringside doctor informs the referee that the boxer is fit to continue, then the referee may decide to continue the bout;
  - c. If the ringside doctor informs the referee that the boxer is not fit to continue, then the referee will stop the bout.
  - d. In the event of a potential foul and if the referee did not see the foul, the referee must request the opinion of each of the judges to see whether all or a majority have seen a foul or a correct blow and the referee will then make one of the following decisions:
    - i. Where all or a majority of the judges have seen a correct blow – the injured boxer will lose by RSC-I
    - ii. Where all or a majority of the judges have seen an intentional foul; the injured boxer will win by DQ.
    - iii. Where all or a majority of the judges have seen an unintentional foul; the round in which the bout is stopped will be scored (even if it is a partial round) and the boxer who is ahead on points will be declared the winner in accordance with the scoring system.
- 13) To terminate a contest at any stage if the referee considers it to be one-sided.
- 14) To terminate a contest at any stage if one of the boxers has received an injury and the referee decides the boxer should not continue.
- 15) To terminate a contest at any stage if the referee considers the boxers inactive and not competitive. In such a case, the referee may disqualify one or both boxers.
- 16) To caution a boxer or administer a warning to a boxer against fouls or for any other reason in the interest of fair play, or to ensure compliance with these rules.
- 17) To disqualify a boxer who fails to comply immediately with the referee's command, or behaves towards the referee in an offensive or aggressive manner at any time
- 18) With or without previous warning, to disqualify a boxer for committing a serious foul
- 19) To interpret these rules insofar as they are applicable or relevant to the bout or to decide and take action on any circumstance of the bout, which is not covered by these rules.

### **20.3 Right to Check the Boxer**

- 1) Once a boxer has entered the ring, the Referee must ensure that the Boxer is wearing the appropriate equipment according to these rules.
- 2) The boxer must be wearing no other objects except the boxing apparel specified in these rules.

- 3) In the event of a boxer's glove becoming undone during a bout, the referee must stop the bout to have the issue rectified.
  - 4) At the end of the bout, the referee must check the bandages (hand wraps) of each boxer.
- 20.4** The referee must ensure that judges and ringside doctors are in position before the start of the bout. The referee must start the bout only after the authorization of the Official In Charge.

## **RULE 21 JUDGES**

- 21.1** In all USA Boxing competitions, each bout will be judged by three (3) Judges or five (5) Judges. In USA Boxing national competition, each bout will be judged by five (5) judges who will be seated on four (4) sides of the ring. (Refer to Field of Play Diagram 30.1 and 30.2 - For 3 and 5 Judges)
- 21.2** No judge will speak or give any sign to a boxer or to another judge or to anyone else during the bout.
- 21.3** No judge will leave his/her seat until the results have been announced to the public.

## **RULE 22 USA BOXING REFEREE & JUDGE MANAGEMENT**

The entire management system for USA Boxing Referees & Judges Pathway is described in Appendix C.

## **RULE 23 RINGSIDE DOCTORS**

Ringside Doctors have the authority and responsibilities given to them in the USA Boxing Medical Handbook. Only a Medical Doctor (MD) or Doctor of Osteopathy (DO) can serve as a Ringside Physician.

## **RULE 24 TIMEKEEPER & BELL OPERATOR**

- 24.1 The Duties of the Timekeeper and Gong/Bell Operator are as follows:**
- 1) The main duty of the timekeeper and gong/bell operator is to regulate the number and duration of the rounds and the intervals between rounds. The intervals between rounds must be one (1) minute.
  - 2) The timekeeper and gong/bell operator must start and end each round by striking the gong/bell.
  - 3) Ten (10) seconds before the end of each round, the timekeeper and gong/bell operator must signal the approaching end of the round.
  - 4) Ten (10) seconds before the end of each rest interval, the timekeeper and gong/bell operator must signal the approaching end of the rest interval.

- 5) The timekeeper and gong/bell operator must regulate all periods of time and counts by a watch or clock but must only stop the clock when instructed by the referee with the command "time" resuming after the referee gives the command "box."
- 6) Following a knockdown, the timekeeper and gong/bell operator must give the sound signal to the referee indicating the elapsing seconds while the referee is counting.
- 7) If, at the end of a round, a boxer is knocked down and the referee is in the course of counting, the gong/bell indicating the end of the round must not be sounded. The gong/bell must be sounded only when the referee gives the command "box" indicating the continuation of the bout.
- 8) The timekeeper and bell operator must regulate the time when a Low Blow or LOC occurs and if a Boxer falls out of the ring.

#### **24.2 Location of the Timekeeper**

The timekeeper will be seated directly at the side of the ring next to the gong/bell operator.

## **RULE 25 OFFICIAL ANNOUNCER**

### **25.1 The Duties of the Official Announcer are as follows:**

- 1) Before the bout, the official announcer may announce the kind of bout, weight category, duration of the bout, names, city, state, or region, of each boxer, as well as names and city, state, or region of the referee & the judges.
- 2) The official announcer may announce the number of each round right after the start of each round.
- 3) The official announcer must reveal the final results and the winner of the respective bout in the ring after having received the final results from the Official In Charge.
- 4) Ten (10) seconds before the start of each round, the official announcer may clear the ring by ordering "seconds out," except in the first round.

## **RULE 26 COACHES / SECONDS**

### **26.1 Eligibility**

- 1) USA Boxing certified coaches can work as coaches/seconds in all USA Boxing competitions. Any registered member may act as a second but may not mount the apron or enter the ring unless 18 years of age or older and hold current coach certification.
- 2) A registered boxer may serve as a second however in the presence of two certified coaches he/she may not enter the ring or mount the ring apron. In the event there is only one certified coach in the corner, the boxer may mount the ring apron.

### **26.2 The Duties of Coaches/Seconds are as follows:**

- 1) Coaches/Seconds must leave the ring and the apron prior to the start of each round, and must remove seats, towels, buckets, etc., from the platform of the ring.

- 2) Coaches/Seconds must be in possession of a towel for the boxer during the bout. A coach/second may indicate retirement of the boxer by throwing the towel into the ring when this boxer is considered to be unfit or unable to continue boxing, except when the referee is in the course of counting.
- 3) Coaches/Seconds can only use a clear transparent water bottle.
- 4) In the case of a cut, the coaches/seconds can use Avetine, Vaseline, Collodion, Thrombin Solution, Micro Fibrillar Collagen, Gelfoam, Surgicel and Adrenaline 1/1000. Ice bags, No-Swell and swabs are permissible.

### **26.3 Prohibited Activities**

- 1) Coaches/Seconds will not be permitted to stand, shout loudly, clap at the boxer and/or the referee, to encourage or incite spectators by words or signs during the progress of a round. Seconds will not be allowed to touch the ring during the bout, yell, cause a scene or disturb the competition.
- 2) Coaches/Seconds' seating area must be 3 feet away from the ring corner within 6 feet squared. Coaches/Seconds will not be permitted to walk out of coaches/second's designated area when disagreeing with actions of the referee.
- 3) Coaches/Seconds will not be permitted to throw any item into the ring to demonstrate a disagreement or to kick any chair or water bottle or to take any other action that may be deemed as unsportsmanlike behavior.
- 4) The use of any communication device will not be permitted in the FOP such as but not limited to mobile telephones, walkie-talkies, headsets, shortwave radios, etc.
- 5) Under no circumstance will coaches/seconds be allowed to administer supplemental oxygen to a boxer during a bout.

### **26.4 Penalties of Prohibited Activities**

- 1) For a 1st violation on any of above prohibited activities, seconds will receive a caution.
- 2) For a 2nd violation on any of above prohibited activities, seconds will receive a warning and be placed just outside of the FOP area but be allowed to remain in the competition venue.
- 3) For a 3rd violation on any of the above prohibited activities, seconds will be removed by the Official in Charge for the rest of the day.
- 4) If seconds are removed for a second time, seconds will be completely suspended from the competition.
- 5) The Official in Charge and R/J evaluators may remove a second without prior warning due to the nature of the offense during any stage of the bout.

## **RULE 27 RING**

### **27.1 USA Boxing Competitions**

- 1) The ring shall not be less than 16 nor more than 20 feet square within the ropes; the apron of the ring floor shall extend beyond the ropes not less than two feet. The ring shall not be more than four feet above the floor and shall be provided with three sets of suitable steps for the use of boxers, coaches and officials, one in each boxer's corner and one in a neutral corner for use by doctors and referee.
- 2) For international competition refer to the IBA Technical Rules and Competition Rules.
- 3) The ring shall be equipped with at least four ropes. All rings will have two spacer ties on each side of the ring to secure the ropes. The rope shall not be less than one inch in diameter. Such ropes shall be manila rope, synthetic, plastic rope or

any similar material. All ropes shall be wrapped securely in soft material. Of the four ropes used, the lower rope shall be 18 inches above the ring floor, the second rope 30 inches, the third rope 42 inches, and the fourth rope 54 inches above the ring floor. The ring floor shall be padded with a one-inch layer of ensolite AAC or AL closed cell foam rubber (or chemical equivalent). The padding shall be covered with canvas, duck or similar material, tightly stretched and laced securely in place, preferably under the apron.

- 4) Ring posts shall extend from the floor to the height of 58 inches above the ring floor. The ropes shall be connected to posts. The turnbuckles must be covered with a protective padding.

## **RULE 28     RING ACCESSORIES**

The following ring accessories are required for all Bouts:

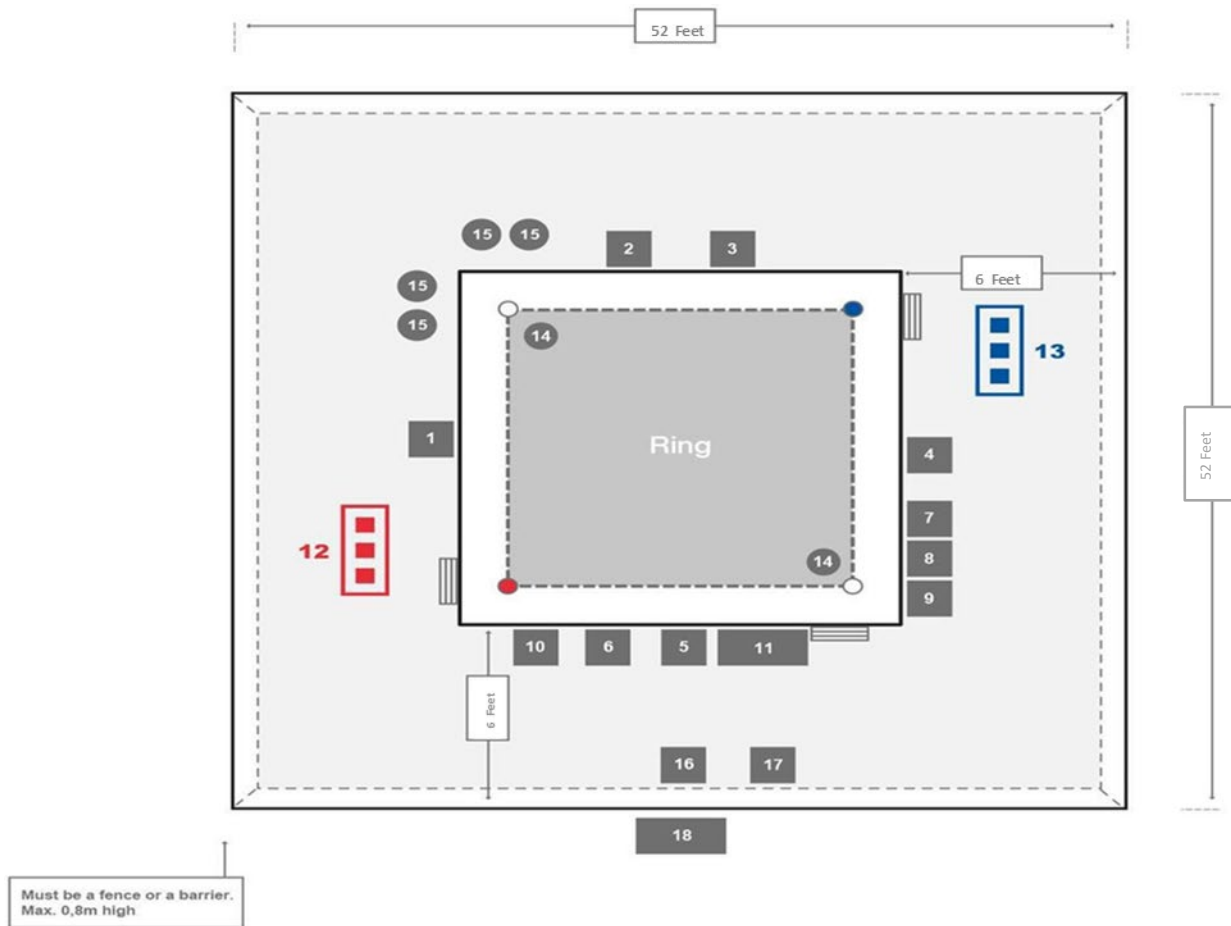
- Sounding device
- Two (2) plastic buckets/receptacles which can be used for spitting
- Chairs and tables for the Official In Charge, referees' evaluator, judges' evaluator, ringside doctors, timekeeper, gong operator, official announcer and judges
- Two (2) manual stopwatches
- One (1) Scoring System (electronic or manual)
- First-aid supplies as required in accordance with the USA Boxing Medical Handbook
- Oxygen
- A non-transparent small plastic bag must be placed in the two neutral corners outside of the ring
- Three (3) chairs for coaches/seconds in each corner

## **RULE 29     EQUIPMENT CONTROL (GLOVE TABLE)**

Boxers must wear gloves provided by the sanction holder and made available at Equipment Control/Glove Table.

# RULE 30 FIELD OF PLAY (FOP)

## 30.1 FOP Set Up - One Ring

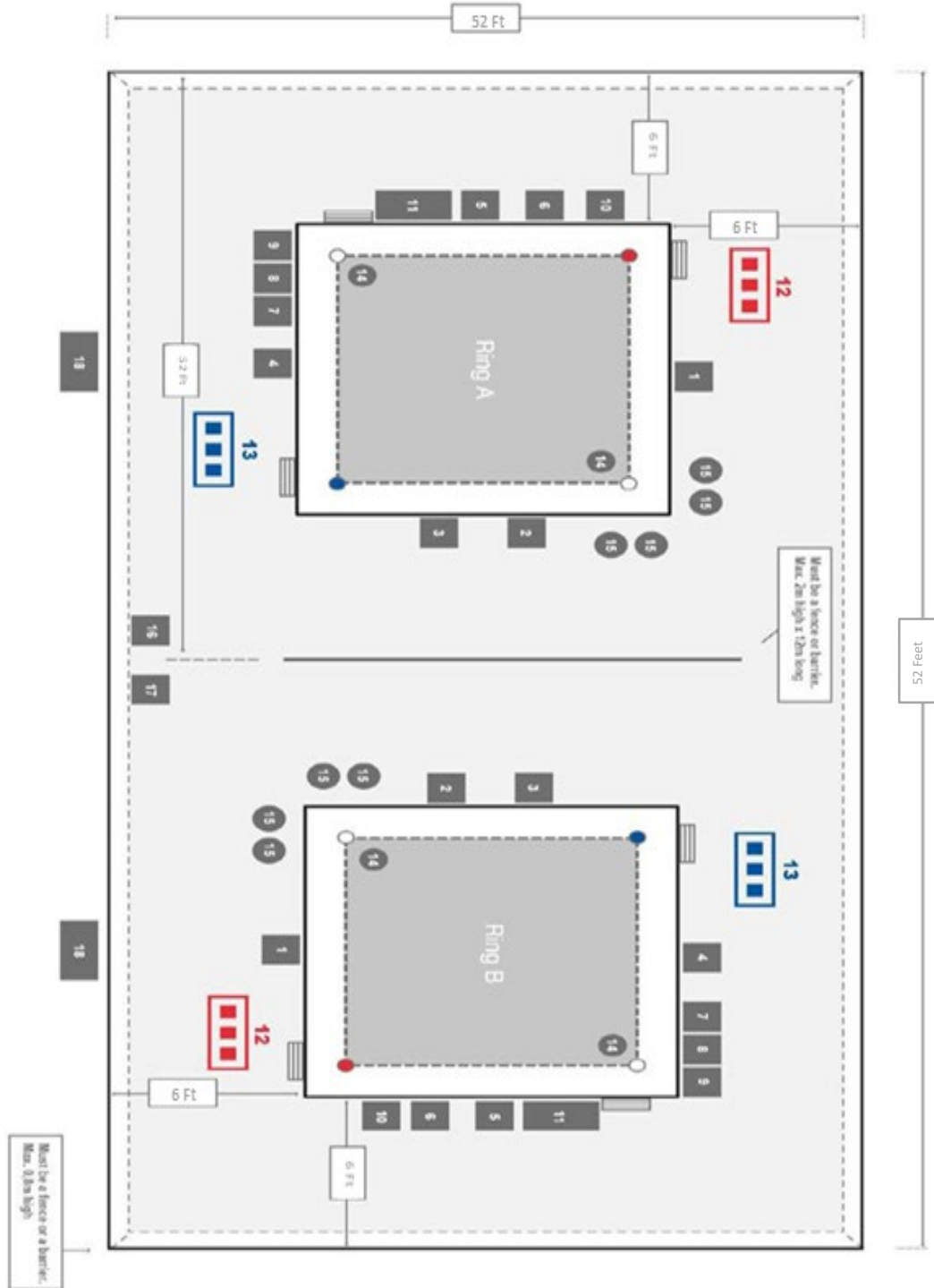


- |                      |                               |
|----------------------|-------------------------------|
| ① Judge 1            | ⑩ Scoring System Operator     |
| ② Judge 2            | ⑪ Ringside Physicians' Table  |
| ③ Judge 3            | ⑫ Red Corner Seating Area     |
| ④ Judge 4            | ⑬ Blue Corner Seating Area    |
| ⑤ Judge 5            | ⑭ Neutral Corners             |
| ⑥ Deputy Supervisor  | ⑮ Photographers               |
| ⑦ Official Announcer | ⑯ Supervisor                  |
| ⑧ Timekeeper         | ⑰ Draw Commission Chairperson |
| ⑨ Gong Operator      | ⑱ R&J Evaluators              |

R&J evaluators should sit just outside of the FOP advertisement barrier, facing the centre of the ring. Positions of R&J Coordinator and Standby R&Js will depend of the FOP. The Supervisor will define these positions upon FOP check.

The Graphics Operator must be placed outside the FOP.

### 30.2 FOP Set Up - Two Rings



- |                      |                                |
|----------------------|--------------------------------|
| 1 Judge 1            | 10 Scoring System Operator     |
| 2 Judge 2            | 11 Ringside Physicians' Table  |
| 3 Judge 3            | 12 Red Corner Seating Area     |
| 4 Judge 4            | 13 Blue Corner Seating Area    |
| 5 Judge 5            | 14 Neutral Corners             |
| 6 Deputy Supervisor  | 15 Photographers               |
| 7 Official Announcer | 16 Supervisor                  |
| 8 Timekeeper         | 17 Draw Commission Chairperson |
| 9 Gong Operator      | 18 R&J Evaluators              |

R&J evaluators should sit just outside of the FOP advertisement barrier, facing the centre of the ring(s). Positions of R&J Coordinator and Standby R&Js will depend of the FOP. The Supervisor will define these positions upon FOP check.

The Graphics Operator must be placed outside the FOP.



### **30.3 OP Set-up for more than two (2) rings**

Add additional rings per diagram in 30.2.

### **30.4 Media Guidelines**

Please see USA Boxing Policy regarding Media at events.

## **RULES FOR COMPETITION OFFICIALS**

### **RULE 31 OFFICIAL IN CHARGE**

#### **31.1 Qualifications & Nomination**

- 1) The Official in Charge must exhibit superior leadership and management skills. For all USA Boxing national competitions, USA Boxing will appoint a Official in Charge for the event.
- 2) For all other USA Boxing competitions, the LBC COO will serve as the event Official in Charge or he/she may appoint another qualified official to serve as the Official in Charge.
- 3) The Official in Charge must be a minimum Level I certified referee/judge and maintain proficiency level through USA Boxing criteria.

#### **31.2 Decision Making Procedure**

- 1) The Official in Charge will be responsible for all decisions in the FOP.
- 2) The Official In Charge, or designee, is responsible for all official assignments. The Official in Charge is responsible for determining neutrality in official assignments.
- 3) The Official in Charge must make the official announcer aware of the name of the boxer shown as the winner on the computer monitor or score card after the bout is over.
- 4) The Official in Charge must watch the scores and performances of the referees & judges and immediately suspend any referee and/or judge for any wrongdoing for the rest of the competition day. Then, once the competition is completed, the Official In Charge, referees' evaluator and judges' evaluator must discuss any further recommendation sanctioning the referee and/or judge.
- 5) If an official appointed for a bout is absent, the Official in Charge may appoint a suitable member from the roll of approved officials to replace the absent member.
- 6) If circumstances arise which would affect the holding of a bout under proper conditions and if the referee does not take efficient action concerning the situation, the Official in Charge may order boxing to cease until it may be satisfactorily resumed.
- 7) The Official in Charge may also take any immediate action as may be deemed necessary to deal with circumstances that would affect the proper conduct of boxing at any session in consult with the event organizer.
- 8) If a boxer is guilty of a serious and deliberate offense that is contrary to the spirit of sportsmanship, the Official in Charge and the referee have the right to disqualify the boxer.
- 9) The Official In Charge, referees' evaluator and judges' evaluator will be responsible for cautioning, warning and/or removing coaches/seconds.



## **RULE 32 DEPUTY OFFICIALS IN CHARGE**

### **32.1 Appointment**

- 1) For all USA Boxing national competitions, the Official in Charge will appoint Deputy Official(s) for the event.
- 2) For all other USA Boxing competitions, the LBC Chief of Officials will appoint Deputy Official(s) In Charge.
- 3) The Official in Charge may appoint one (1) Deputy Official in Charge per ring for the total number of rings for any USA Boxing competition

### **32.2 Qualifications**

- 1) The Deputy Official(s) in Charge must exhibit superior leadership and management skills.
- 2) The Deputy Official(s) in Charge must be a minimum Level I certified referee/judge and maintain proficiency level through USA Boxing criteria.

## **RULE 33 REFEREES' EVALUATOR & JUDGES' EVALUATOR**

For USA Boxing national tournaments, the referees' evaluator and the judges' evaluator must be nominated by the Official In Charge. Nominee must be in good standing with USA Boxing and hold a current Level III certification.

(Refer to Appendix A, 3. Duties of and Guidelines for the Referees & Judges' Evaluator)

## **RULE 34 RULES FOR BOTH REFEREES & JUDGES**

### **34.1 Designation and Neutrality**

- 1) Each official must be currently registered and certified.
- 2) Referee & Judge neutrality will be observed whenever possible.  
(See R/J Manual for details on neutrality)

### **34.2 Conflict of Interest**

- 1) Referees & Judges must not act as team manager, or coach/second to any boxer during a regional or national competition. The Official in Charge has the right to relax this rule.

### **34.3 Disciplinary Action**

- 1) A decision on suspension related to referees or judges' poor performances in a specific competition will be made by the Official in Charge in consultation with the evaluation of the referees' evaluator and/or the judges' evaluator, if these positions are filled.

### **34.4 Code of Conduct**

- 1) All referees & judges must respect and sign the USA Boxing Non-Athlete Code of Conduct (Appendix C).



- 36.7 The padding of the gloves must not be displaced or broken.
- 36.8 Only clean and serviceable gloves may be used. All gloves must be cleaned using 10% bleach solution or comparable wipes before they are used again.
- 36.9 Specifications
- 1) Everyone will wear 10, 12 or 16 oz. gloves.
  - 2) Boxers 139 lbs. or less may wear 10 oz. gloves
  - 3) Boxers over 139 lbs. may wear 12 oz. or 16 oz. gloves
  - 4) Master boxers will wear 16 oz. gloves
  - 5) 16 oz. gloves may be used at the discretion of the official in charge.

## RULE 37 HEADGEAR

### 37.1

The construction of the headgear shall be in accordance with the specifications approved by USA Boxing and shall have the USA Boxing or IBA label in each headgear. **Only headgear listed on the certified equipment memo, which is posted on the USA Boxing website under officials are permitted.**



- 37.2 In USA Boxing local, regional, and national competitions, headgear is required for all divisions.
- 37.3 In all Affiliated Organizations, LBC and regional competitions boxers must use headgear (with or without cheek protectors) that is USA Boxing or IBA approved.
- 37.4 For all USA Boxing sanctioned events red and blue headgear are recommended, headgear of other colors may be used as long as they are USA Boxing or IBA approved. USA Boxing national events may be more restrictive, refer to the specific event fact sheet.
- 37.5 Headgear may be provided by the event organizer. Boxers may be permitted to provide their own headgear as long as it meets the approved specifications and approved by the Official In Charge.
- 37.6 Headgear must be taken off immediately after the bout is over and before the decision is announced. All headgear must be cleaned using 10% bleach solution or comparable wipes before they are used again.
- 37.7 For all competitions, boxers with long hair must wear a hair cap or net underneath headgear. Hair may extend outside the headgear but must be secured to and remain at the back of the boxer's head or the bout will be terminated, and boxer disqualified.

## **RULE 38 BANDAGES/HANDWRAPS**

- 38.1** For all USA Boxing bouts bandages (gauze or handwrap) must meet specifications below. Training handwraps are allowed. USA Boxing may provide specific handwraps for USA Boxing national competition.
- 38.2** Use of Bandages  
The equipment inspector(s) will sign off directly on the bandage verifying its compliance as outlined below.
- 38.3** Specifications
- 1) In all categories, the bandage for each hand shall be made of:
    - a. Gauze Specifications
      - a maximum of 49 feet length and 2 inches width of gauze plus a maximum of 16 feet length of 4 inches width of gauze pad.
      - Athletic Tape: A maximum 16 feet length and 1 inch width.
      - In all categories, athletic tape, no more than ¼ inches wide, may be applied between the fingers.
      - A boxer may apply the bandage to the hands as he/she likes, provided that the knuckles are not covered by the tape.
    - b. Handwrap Specifications
      - Bandages must not be longer than 14.76 feet and not shorter than 8.2 feet.
      - Bandages may be no wider than 2 ¼ inches wide.
      - Bandages must be made of stretchy cotton material with a velcro closure.
      - A small piece of tape can be used around the wrist to secure the handwrap at the fastening site.
  - 2) The use of any substance on the bandages, stacking of gauze and tape, placing tape directly on the skin, using other foreign materials in or on the bandages is prohibited and will result in Disqualification (DQ).

## **RULE 39 MOUTHPIECE**

- 39.1** A Mouthpiece must be worn by boxers.
- 39.2** Boxers who wish to compete with braces are required to have attached to their passbooks a completed Release to Compete with Braces form (Appendix G). This form requires the written approval from parent and/or guardian (if under 18 years of age). Boxers competing with braces waive the right to dental coverage under the USA Boxing insurance program.

## **RULE 40 COMPETITION UNIFORM AND PROTECTORS**

- 40.1** **Competition Uniform**
- 1) Boxers must box in lightweight boots or shoes (without spikes or heels), socks (not to be worn higher than knee length).

- 2) The length of the shorts must not be shorter than mid-thigh, cannot cover the knee and must not be worn above the belt line. The belt line is an imaginary line from the navel to the top of the hips and must not cover the navel.
- 3) The belt line must be clearly indicated by a contrasting color and by using a 2-4 inches wide elastic waistband (the belt line is an imaginary line from the navel to the top of the hips).
- 4) Coordinating uniform with respective red or blue corner is strongly recommended but not required. (For national tournaments refer to the fact sheet.)
- 5) No tape or binding of any kind will be permitted for the purpose of securing the competition uniform at national competition or competition leading to national competition. This rule may be relaxed at the club and LBC level.
- 6) Sport Hjab and modest dress is allowed for female boxers for example long sleeve fitted shirt and tights are allowed under competition jersey and trunks.
- 7) Detailed specifications on uniforms can be found in Boxers' Uniform Guidelines (Appendix E).

#### **40.2 Cup Protector**

A cup protector must be worn by male boxers. Women may wear a groin protector, if they so choose.

#### **40.3 Breast Protector**

Breast Protector is optional for women.

#### **40.4 Petroleum Jelly**

The use of a thin coat of pure petroleum jelly (i.e., Vaseline) is permitted on the face only.

## **Rule 41 AFFILIATED ORGANIZATIONS NATIONAL TOURNAMENTS**

- 41.1 All USA Boxing competition rules, as well as some USA Boxing approved rule modifications, will apply to Affiliate Organizations. Such approved rule modifications will be provided to the Affiliate Organization and posted on USA Boxing's website.

# APPENDIX A – DUTIES OF AND GUIDELINES FOR COMPETITION OFFICIALS

## 1. DUTIES/GUIDELINES FOR THE OFFICIAL IN CHARGE

- 1.1** The Official in Charge must arrive at the competition's location prior to the technical meeting.
- 1.2** The Official in Charge may delegate below duties as deemed appropriate. Before the Technical Meeting/Orientation
- 1) Together with the competition manager, the Official in Charge may review:
    - Structure and transport planning
    - Accommodation
    - Food - dining times available
    - Accreditation
    - Competition material
    - Location of training facilities
    - Location of competition
    - FOP layout
    - Security
    - Scoring system and displays for the public
    - Lounge for R&Js NTOs
    - Meeting room
    - Official in Charge Office with computer, printer and Internet
    - Entry for R&Js and all officials
    - Entry for public
    - Locker rooms
    - Location of warm-up area
    - Location of equipment room
    - Location of room for anti-doping tests
    - Medical department facilities
    - Location and layout for the weigh-in and medical examination.
  - 2) All items above may not be necessary for LBC and regional competitions.
- 1.3** Technical Meeting/Orientation
- 1) The Official in Charge will ensure that the technical meeting/orientation is done the day of the medical examination and general weigh-in and preferably at night, to ensure the presence of all participants. It must be handled together with the competition manager.
  - 2) The Official in Charge will ensure that participating delegates and coaches receive all necessary technical and administrative information for the competition as well as:
    - Confirm the entries of boxers
    - Location and time of weigh-in and medical examination
    - List of documents to be submitted at weigh-in and medical examination
    - Location and time of the official draw
    - Explanation of the seeding system
    - Location and competition schedule
    - Introduce the officials who will work at the competition and their functions.

#### **1.4 Meeting with NTOs**

- 1) After the technical meeting/orientation, the Official in Charge must meet with NTOs and:
  - Explain roles
  - Give information about transportation schedules, meetings, competition
  - Provide general details.
- 2) The Official in Charge must sign a code of conduct.
- 3) The Official in Charge must assign:
  - Referees' Evaluator
  - Judges' Evaluator
  - Draw Commissioner ((1) person)
  - R&J Coordinator
  - Equipment Manager
  - Electronic Scoring Operator (if applicable)
- 4) The Official in Charge will inform NTOs of the schedule for the daily weigh-in.
- 5) The Official in Charge will inform the chairman of the medical jury about the medical examination.

#### **1.5 Medical Examination and Weigh-In (General and Daily)**

- 1) The Official in Charge must arrive at least thirty (30) minutes before the scheduled start time.
- 2) The Official in Charge must check if testing scales are indicating the same weight as the official scales.
- 3) Together with the competition manager, the Official in Charge will organize the line of boxers.
- 4) The Official in Charge will distribute the lists of boxers divided into weight categories to the medical doctors and officials, in order for them to check the documents and control the weigh-in.
- 5) The Official in Charge will authorize the start of the weigh-in and medical examination.
- 6) The Official in Charge may potentially authorize the start of the Weigh-In and Medical Examination before the scheduled start time but must always respect the scheduled time to complete them.
- 7) The Official in Charge will ensure that the weigh-in of boxers is done by officials of the same gender and in a private location.

- 8) The Official in Charge must be on the premises of the weigh-in and be at all times available to supervise the work and solve potential issues.
- 9) At the end of the weigh-in, the Official in Charge will collect all sheets signed by officials responsible for each weight category, with the occurred alterations.
- 10) The Official in Charge will deliver boxers' USA Boxing competition record books to the competition manager or official responsible for them.
- 11) After the medical examination of R&Js, the Official in Charge will collect their record books from the medical doctors.

#### **1.6 Official Draw**

- 1) With the sheets from the general weigh-in and together with the competition manager, the Official in Charge must create an appropriate competition schedule.
  - For LBC and regional competitions event organizers will work with the Official in Charge to create an appropriate competition schedule.
- 2) When the competition schedule is ready, the Official In Charge, together with the competition manager, must conduct the official draw for all weight categories and give 1st day program.
- 3) For LBC and regional competitions, event organizers will work with the Official in Charge to complete the official draw.
- 4) The Official in Charge will ensure that after the official draw, the results of the official draw are posted in an area for all participants to review.

#### **1.7 Before the Competition**

- 1) The Official in Charge must arrive at the competition venue at least two (2) hours before the start of the 1st bout.
- 2) The Official in Charge must confirm that the below items are immediately available:
  - Gloves
  - Headgear
  - Bandages/Hand wraps, Gauze/tape
  - Results sheets
  - Sheets for the draw commission
  - R&J evaluation sheets
  - Pads or flags for results in 3 different colors (red, blue and white)
  - Gloves and headgear on standby at the Official In Charge's table.All items above may not be necessary for LBC and regional competitions.
- 3) The Official in Charge must check the FOP and ensure the location of each NTO.
- 4) The Official in Charge must check the sound, scoring system, stopwatch, computers, printers, etc.
- 5) The Official in Charge will meet with the draw commissioner, referees' evaluator & judges' evaluator for analysis, evaluation, and instructions.



- 6) The Official in Charge may temporarily or permanently suspend any R&J if it is obvious that this person has done an insufficient job.
- 7) If necessary, the Official in Charge will meet with R&Js to review the rules, comment on the work of the R&Js but always with the intention of improving performance.
- 8) The Official in Charge will ensure that all officials are in place fifteen (15) minutes before the 1st bout.
- 9) The Official in Charge must approve R&Js for the 1st bout.
- 10) The Official in Charge will confirm R&Js and medical jury members five (5) minutes before the 1st bout.
- 11) The Official in Charge will ensure that all new scoring system updates are downloaded and installed at least twenty-four (24) hours before the start of the official draw.
- 12) The Official in Charge will ensure that the scoring system is fully operational at the latest two (2) hours before the start of the competition.

#### **1.8** During the Session

- 1) The Official in Charge must receive the results of each bout.
- 2) The Official in Charge must pay attention to the FOP to maintain discipline and order.
- 3) The Official in Charge will not allow photographers or cameramen to disturb the work of judges.
- 4) The Official in Charge will ensure that the competition manager is in direct contact for necessary action.
- 5) The Official in Charge will oversee the scoring system.
- 6) The Official in Charge must check and sign the R&J draw sheets of each bout submitted by the chairman of the draw commission.

#### **1.9** After the Session

- 1) The Official in Charge must receive the schedule for the following day.
- 2) The Official in Charge must receive boxers' USA Boxing competition record books for boxers who will compete on the next day.
- 3) The Official in Charge must meet with the competition manager to evaluate the day and review possible changes for the next day.
- 4) At the end of the competition, the Official in Charge will sign and deliver to R&Js their record books with the total of bouts worked.

#### **1.10** Duties of the Official in Charge

- 1) The Official in Charge will ensure that everything and everyone in his/her area of responsibility is available and ready such as: timekeeper, medical jury, scoring system, gloves and headgear on reserve, pads or flags for results in 3

different colors (red, blue and white), results sheets, manual scoring sheets, referees' evaluation forms, judges' evaluation forms, whistle, pens, volunteers for the ring, water, ring dryer, condition of the ring, sound system, clock, bell, official announcer, referees' evaluator & judges' evaluator, R&Js for the 1st bout, boxers for the 1st bout.

- 2) The Official in Charge will ensure that R&Js are in the correct positions before the boxers come to the ring.
- 3) The Official in Charge will ensure that judges are in the correct positions according to the R&J draw sheets.
- 4) The Official in Charge must allow the start of the bout only once all checks are completed.
- 5) The Official in Charge will be responsible for checking the behavior of the seconds, assisted by the referees' evaluator & judges' evaluator.
- 6) The Official in Charge must note the results after each round for reference.
- 7) At the end of the bout, the Official in Charge will complete the decision sheet and hand it over to the official announcer.
- 8) During the announcement of the winner, the Official in Charge will raise the proper color pad or flag.

## **2. DUTIES OF AND GUIDELINES FOR THE DEPUTY OFFICIAL IN CHARGE**

- 2.1 The Deputy Official In Charge may take the directions and/or duties of the Official in Charge if and when necessary, at the Official In Charge's request.
- 2.2 The deputy Official In Charge are mainly responsible to manage the activities of the seconds.
- 2.3 In case of a two- or more ring competition, there will be one Official in Charge and two or more deputy Official In Charge who will take the same duties as the Official in Charge on each ring.

## **3. DUTIES OF AND GUIDELINES FOR THE REFEREES' EVALUATOR & JUDGES' EVALUATOR**

- 3.1 The referees' evaluator & judges' evaluator will conduct the R&J pre-session briefings.
- 3.2 The referees' evaluator & judges' evaluator will evaluate the individual scores and performances of referees & judges respectively while watching the bouts in order to evaluate the refereeing and judging abilities of each appointed referee & judge.
- 3.3 Every day, the referees' evaluator & judges' evaluator will meet the Official in Charge for analysis and in order to evaluate the referees & judges.

## **4. DUTIES OF AND GUIDELINES FOR RINGSIDE PHYSICIANS**

Refer to USA Boxing Medical Handbook.

## **5. DUTIES OF AND GUIDELINES FOR THE EQUIPMENT MANAGER (Glove Table)**

### **5.1 Before the Competition**

- 1) The equipment manager must arrive at the competition venue one hour before the start of the competition.
- 2) The equipment manager must check the equipment room and all equipment quality and quantity.
- 3) The Equipment Manager must check the equipment manager's table location and all necessary supplies such as scissors, scotch tape, markers, pens, daily competition schedules.
- 4) The equipment manager will meet with the volunteer coordinator as well as with volunteers to verify how many are available in order to determine the ways of communication, give all necessary directions and explain all unclear matters.
- 5) The equipment manager must check availability of daily competition schedule (bout order), gloves and headgear.

### **5.2 During the Competition**

- 1) Thirty (30) minutes before the 1st bout, the equipment manager must start to verify and check the bandages/hand wraps, gauze/tape of the boxers.
- 2) The equipment manager must check each boxer's, gumshield/mouth piece, cup or breast protectors, vest, trunk and the colors of them (if they are adequate to ring's corners).
- 3) The equipment manager must check boxers with long hair to ensure it is not secured with metal hairpins.
- 4) The equipment manager will control the first six (6) boxers who are going to box in the first five (5) bouts.
- 5) Just before the bout (before the boxers enter the FOP), the equipment manager must verify the correctness of all boxing equipment of the boxers once more.

### **5.3 General Preparation**

- 1) The equipment manager will prepare the following items nearby the equipment manager's table:
  - 10oz and 12oz gloves with USA Boxing and/or IBA certification per Rules 36 and 37 with red and blue recommended,

- Headgear with USA Boxing and/or IBA certification per Rules 36 and 37
    - red and blue recommended - different sizes (S, M, L, XL),
- All items above may not be necessary for LBC and regional competitions.

## **6. DUTIES OF AND GUIDELINES FOR THE COMPETITION MANAGER**

- 6.1** To oversee the running of the competition and to be the focal person for USA Boxing to contact in relation to competition issues.
- 6.2** To ensure that the competition is organized and conducted in accordance with the USA Boxing Domestic Rules in coordination with the Official In Charge.
- 6.3** To liaise with other functional areas to ensure a coordinated delivery of support services such as accreditation, security, transport, medical, media, venue operations, venues, announcer and volunteers.
- 6.4** To liaise regularly with the Official In Charge, USA Boxing and the event organizer on matters relating to the preparation of the competition.
- 6.5** To report to USA Boxing and the Official in Charge on a regular basis on the preparation of the competition.
- 6.6** To establish a list of equipment required for the competition.
- 6.7** To provide a specific sport input into venue planning and operations for all competition and training sites.
- 6.8** To recommend an appropriate organizational structure and appropriate staffing levels for the conduct of the competition.
- 6.9** To train and manage staff and volunteers on a day-to-day basis.
- 6.10** To organize and conduct orientation and briefing sessions for all staff and volunteers prior to the start of the competition.
- 6.11** To ensure all assets of the event organizers assigned to an area are properly secured and maintained.
- 6.12** To ensure all policies and procedures of the event organizers are followed, venue emergency procedures are in place and related issues (e.g. ambulance, discipline, security, working conditions, etc.) are properly enforced, documented and irregularities reported.
- 6.13** To attend all meetings and undertake such liaison as may be necessary as competition manager, reporting and taking action as required.

## APPENDIX B – USA BOXING CODE OF CONDUCT – BOXERS



# USA Boxing Code of Conduct

***I understand that my compliance with the Code is a requirement for my participation in USA Boxing events. I recognize that this Code does not establish a complete set of rules that prescribes every aspect of appropriate behavior. Further, I;***

1. Will act in a manner consistent with the spirit of fair play and responsible conduct;
2. Will recognize, respect and adhere to the authority of USA Boxing's appointed coaches and officials;
3. Will comply with USA Boxing's uniform requirements;
4. Will refrain from use of performance-limiting drugs and alcohol during training and competition
5. Will abide by the policies and rules established by USA Boxing, the USOC and AIBA;
6. Will respect others, including my opponents, coaches, competitors, officials, doctors and spectators;
7. Will not engage in, nor tolerate any form of verbal, physical, sexual harassment or abuse
8. Will respect the property of others;
9. Will refrain from profanity and derogatory language that would reflect negatively on myself and USA Boxing;
10. Will refrain from illegal or inappropriate behavior that would detract from a positive image of myself and USA Boxing
11. Will not commit an anti-doping rule violation as defined by the International Olympic Committee (IOC), the International Boxing Association (IBA), the World Anti-Doping Agency (WADA), the United States Anti-Doping Agency (USADA) or the United States Olympic Committee (USOC) rules.

Any member present during any violation of the Code of Conduct should leave the area immediately or be considered a participant by choice.

### ***Disciplinary Procedures and Penalties***

*Failure to comply with the USA Boxing Athlete Code of Conduct set forth in this document may result in your USA Boxing membership being suspended or terminated.*

*Following any disciplinary action by USA Boxing, the disciplined member has a right to a hearing by the Judicial Committee, if requested in writing and within the statute of limitations and submitted with the filing fee.*

*Any appeal taken for disciplinary action shall be heard by USA Boxing's Judicial Committee and will be conducted in accordance with Article 16 of the USA Boxing Amended and Restated Bylaws.*

**USOC ATHLETE OMBUDSMAN** I may contact the USOPC Ombudsman Office at 719-866-5000 for further information regarding my rights under this Code that are not answered by USA Boxing.

**Acceptance** I pledge to uphold the spirit of this Code, which offers a general guide to my conduct as an athlete member of USA Boxing. I agree to follow the USA Boxing Grievance Procedures if I am charged with violation of the Code. I have familiarized myself with the Code and understand that my acceptance of it, is a condition of my membership in USA Boxing.

---

Signature

Date

---

Print Name

<p style="text-align: center;"><b>PARENT/GUARDIAN CERTIFICATION</b> <b>(For Participants under the Age of 18 as of Date of Signature)</b></p>
---

---

Signature

Date

---

Print Name and Relationship (Parent or Guardian)

## **APPENDIX C – USA BOXING CODE OF CONDUCT For Non-Athletes (Coaches, Officials, Doctors, Administrators)**

### **CODE OF CONDUCT FOR NON-ATHLETES**

I pledge to uphold the spirit of the USA Boxing Code of Conduct for Non-Athletes (the “Code”), which offers a guide to my conduct as a member of USA Boxing. I acknowledge that I have a right to a hearing in accordance with USA Boxing’s Grievance and Discipline Policy if I believe my opportunity to participate is denied or if I am charged with a violation of this Code.

#### **As a Member of USA Boxing, I hereby promise and agree that:**

1. I will learn and abide by the rules and policies of USA Boxing and the USOPC, including USA Boxing’s Safe Sport Policy.
2. I will not engage, nor encourage anyone else to engage, in unsportsmanlike conduct, which includes the use of profanity.
3. I will not engage in any sexual abuse, emotional abuse, physical abuse, harassment, bullying, stalking, hazing or similar forms of misconduct towards anyone.
4. I will not engage, nor encourage any boxer to engage, in any behavior which would endanger the health, safety or well-being of any boxer, coach, official, volunteer, spectator or USA Boxing staff member.
5. I will treat other coaches, officials, boxers, volunteers, spectators and USA Boxing staff members with respect regardless of race, creed, color, national origin, gender, gender identity or expression, sexual orientation or ability.
6. I will not engage, nor encourage anyone else to engage, in verbal or physical threats or abuse aimed at any coach, official, boxer, volunteer, spectator or USA Boxing staff member.
7. I will not engage, nor encourage others to engage, in the use of offensive or threatening language aimed at any coach, official, boxer, volunteer, spectator, or USA Boxing staff member on any social media sites. Furthermore, I will not knowingly state inaccurate or misleading information about USA Boxing on any social media sites.
8. I will respect, and encourage others to respect, the officials and their authority during a bout. I understand and will abide by the processes set in place, in a respectful manner, when I do not agree with a decision made within the field of play.
9. I will not engage in any conduct that is criminal under any laws applicable to me, including, but not limited to, laws governing the possession and use of drugs and alcohol and providing of drugs to any person and of alcohol to minors.
10. I will not use alcohol, illegal drugs, or any substance which could impair or hamper my best judgement or abilities while serving in the capacity of a coach.



11. I will not participate or assist in any gambling or betting activities associated with any Event related to my sport or my participation.
12. I will respect the property of others whether personal or public and will not willfully damage or take property that does not belong to me.

**Specifically for Coaches**

13. I will put the safety of the boxers first when agreeing to or determining matches.
14. I will not knowingly misrepresent competitive achievements of my boxers, or my own professional qualifications and experience.

**Specifically for Officials**

15. I will remove myself from working a bout if there could be a perceived conflict of interest or a neutrality/partiality issue. I will not officiate any bout that involves a boxer that:
  - I am related to
  - I have coached
  - Is from my current or former region

**Disciplinary Actions**

Below is a list of minimum disciplinary actions that may be taken. If the code violation is deemed severe, the disciplinary action will also be more severe. Code violations that are unlawful or violate our Safe Sport policy could result in a lifetime suspension.

1<sup>st</sup> Violation

Letter of reprimand  
6-month probation

- If you have an additional code violation during your probation period, you will receive an automatic 30-day suspension from USA Boxing competition, and your 6-month probation period starts over

2<sup>nd</sup> Violation

30-day to 60-day suspension from USA Boxing competition  
1-year probation

- If you have an additional code violation during your probation period, you will receive an additional 60-day suspension from USA Boxing competition, and your 1-year probation period starts over.

3<sup>rd</sup> Violation

Individual may be suspended for life as a non-athlete member of USA Boxing.

**Disciplinary Procedures and Penalties** Failure to comply with the USA Boxing Athlete Code of Conduct set forth in this document may result in your USA Boxing membership being suspended or terminated. Following any disciplinary action by USA Boxing, the disciplined member has a right to a hearing by the Judicial Committee, if requested in writing and within the statute of limitations and submitted with the filing fee. Any appeal taken for disciplinary action shall be heard by USA Boxing’s Judicial Committee and will be conducted in accordance with Article 16 of the USA Boxing Amended and Restated Bylaws.

I have read and understand the USA Boxing Code of Conduct. I agree and consent to abide by the USA Boxing Code of Conduct. I understand that if I violate the USA Boxing the USA Boxing Code of Conduct, I may be subject to disciplinary actions in accordance with USA Boxing's Disciplinary Policy,

\_\_\_\_\_  
Signature

\_\_\_\_\_  
Print Name

\_\_\_\_\_  
Date



## APPENDIX D –USA BOXING R&J MANAGEMENT SYSTEM

(For IBAR&J QUALIFICATION MANAGEMENT SYSTEM - refer to IBA Technical Rules)

### Education – Clinics & Testing The LBC Chief of Officials (COO)

Each LBC shall have a Chief of Officials, elected by the Local Boxing Committees' (LBC) registered officials. The Chief of Officials is responsible for overseeing officiating in the LBC. The Chief of Officials may divide the LBC into sub-district Co-Chiefs of Officials with the recommendation of the president and approval by the LBC Board of Directors.

The responsibility of the COO is basically to recruit, train, assign, inform, and keep records of the LBC Officials, and update or verify match tracker for each LBC sanctioned event; along with enforcing the rules of competition to ensure the safety of the athletes and fair play. The COO should have administrative rights for USAB Web Point to check registration, certification, and sanctions for all events.

Some LBCs are required by their State Boxing Commissions to adhere to the Commissions' rules and regulations, which may include specialized courses to ensure athletes safety. Your LBC Leadership or USA Boxing staff will have that information.

### Member Officials

Officials and non-athlete members who are responsible for and/or enforce USA Boxing policy, rules, regulations, etc., must be registered and certified. Registration includes annual background checks (members are charged bi-annually) and completion of SafeSport as required by the USOC.

Registration is for all individuals who are involved in local boxing programs; referees, judges, timekeepers, computer technicians, weigh masters, physicians, clerks, glove stewards, competition directors, administrators, draw masters, trainers, match makers, and coaches.

**All** certified officials are required to **have a passbook** with proof of registration and certification for all USA Boxing sanctioned events before they are allowed to work in any capacity. It's important that official passbooks reflect all work and participation; passbooks are checked at advancing tournaments and prior to elevation or testing for the next level.

### Education/Clinics & Testing

The administrative requirements that each Official should be concerned with are: Registration, Certification, and Maintenance. Registration is required annually as of January 1.

#### Level I

Level I certification is achieved by attending a clinic or R/J workshop and passing the Level I test online. The individual must score at least an 80% to pass. If they don't pass, they must contact the national office to have the test reset. Each person only gets three chances to take the test. It's a challenging test and members are advised to have the USA Boxing rulebook and the R/J Manual available to reference during the test. If the member is unable to pass the test after three attempts, please contact the R/J Commission.

#### Level II

To elevate to a Level II official or maintain a Level II they must attend a clinic or R/J workshop and pass the Level II test online., those officials **must first** attend a clinic or workshop given by an approved clinician. **Testing will NOT be done at the clinic.** After they have attended the clinic, and the clinician

has sent in the transmittal of attendees to the national office, the Level II test will be loaded on their USA Boxing profile and they will test online. Just as for Level I, each official gets three chances to pass the test, and must contact the national office after each failed attempt to have the test reloaded.

### Level III

Officials who meet the requirements and who want to elevate to a Level III or maintain their Level III must attend a national pre-tournament seminar and officiate at the national event. An IBA Partner shall give the Level III test (without a clinic). The Level III test will be given at the USA Boxing National Championships, National Junior Olympic Championships, and National Qualifier Tournaments. Group Members who wish to have Level III testing at their national tournament must make a request to the Chairman of the R/J Commission, who in turn, will assign an IBA Partner to administer the Level III test. The Group Member shall be responsible for all costs incurred by the examiner for food, travel, and lodging. Level III officials must attend a clinic or R/J workshop every 2 years, plus pass a Level III test every 2 years. Officials taking the Level III exam must have a completed Exam Admission Verification Form in order to test.

### Clinics and Workshops

The R/J Commission, the National Office, and the LBC Chief of Officials shall have a list of qualified clinicians to conduct clinics and workshops in the LBC. Qualified clinicians would be an IBA Partner or another qualified official as established by the R/J Commission. To become a qualified clinician, one must attend a 4 to 6 hour workshop/training session at a USA Boxing national tournament.

The standardized clinic material is on a PowerPoint presentation and is available to certified clinicians. Familiarize yourself with the updated and current USA Boxing National Rule Book, R/J Manual and watch the USA Boxing Educational Videos.

Each LBC is REQUIRED to give at least 1 officials clinic per year; however, the LBC should offer as many officials clinics as necessary to keep their officials in compliance and informed.

Any LBC planning to conduct an officials' clinic or workshop must request an **Officials Certification Clinic Control Number (OCN)** from USA Boxing (Membership Services). The clinic request form must be submitted at least one week in advance. It must be signed by both the LBC President and the LBC Chief of Officials. Under no circumstance shall an OCN be applied to more than one (1) certification clinic. Clinicians must be certified and have attended two national tournaments in the last 24 months.

The Clinician must enter the OCN in:

- The Officials Passbook, (record of clinics, seminars, and testing).
- The Clinic Certification Transmittal Form which must be sent to Membership Services, USA Boxing.

Certification clinics **shall not** be administered at regional or national tournaments.

At each clinic and/or testing event an Officials' Sign-In Sheet should be used to document each individual's information, member #, address, phone, and e-mail.

Upon completion of a clinic (or testing for Level IIIs), the clinician must complete a Clinic Certification Transmittal. There are separate transmittal sheets for each level. These transmittal forms must be kept in the LBC COO's records and a copy must go to USA Boxing (Membership Services) within 10 days.

The LBC COO should also participate in all coaches' clinics in the LBC.

## Record Keeping and Referrals

Each LBC Chief of Officials should keep orderly records of the Officials in their LBC. The LBC COO will need to keep track of each official's certification date, their level, what capacity they can work, and if they are registered for the current year. The LBC COO should also keep a directory of all LBC officials with addresses, phone numbers, and e-mail.

If a member of your LBC attends a certification clinic outside your LBC, the hosting clinician should send a copy of the Clinic Certification Transmittal to their LBC COO so their records can be updated. **Ask your officials to contact you when they attend clinics elsewhere to ensure all records are up to date.**

As your LBC officials obtain their Level II or III, they may choose to attend USA Boxing national competitions either as an invited official or on their own; in either case, an Officials Referral Form is required. COOs are advised to allow the officials the opportunity to attend these tournaments and should sign the forms along with the LBC President and encourage their officials' growth.

## National Pathway and Online Certification Testing Frequently Asked Questions

### 1. Why do we need a National Pathway?

Many officials are confused about requirements, since they vary from LBC to LBC. Standardizing the Pathway allows for transparency.

### 2. Why are we offering online certification for Timekeepers, Glove Table Officials and Clerks?

Online certification is commonplace in other sports, and makes certification more accessible to more people, since they can certify from any location, on any day, at any time. The goal is to recruit more officials into our sport.

### 3. Can all officials take the online certification test?

No, the online test is only for brand new Officials or for Officials who only work in the capacity of a Timekeepers, Glove Table Official or Clerk

### 4. Must I get 100% on the test to pass it?

You must get 80% or higher to pass. If you don't pass it on your first attempt, you must call the national office to have your account reset so that you can take the test again. You must wait 72 hours after you fail the test before you can take it again.

### 5. How many times can I take the test?

You have 3 chances to pass the test online. If after you have failed the test for the third time, you must attend an in-person clinic and become certified that way.

### 6. Can an official go straight from passing the online test to judging a bout?

No, according to the new National Pathway, new Officials must certify as a Referee and Judge or Judge only (at an in-person Clinic) and then follow the steps for shadowing (and mentoring). The, the LBC Chief of Officials (COO) will have the final say in when the new official is ready to judge bouts in an official capacity.

### 7. What about the OCN in the blue passbooks?

Currently we still use Official's Passbooks (blue books). When you attend an in-person clinic, the clinician will write in your book that you attended the clinic along with the OCN number. Your proof of passing the exam will be in your profile and printed on your membership card.

### **8. Can an LBC COO still require an in-person clinic?**

Yes, If the COO feels that the new official needs an in-person clinic, then they can require it.

### **9. Is this our new certification process? Does everything else change?**

No, we are simply allowing for an Online certification for Timekeepers, Glove Table Official and Clerk. To Become a Referee and Judge an Official must attend an in-person Clinic.

**10. Has our insurance carrier approved the online certification?** Yes, our insurance carrier supports online certification combined with shadowing and mentoring (the new Officials Pathway).

## **Officials' Proficiency Levels**

Level I Certification is good for 2 years

Level II Certification is good for 2 years (Changed in 2018)

Level III Certification is good for 2 years (Changed in 2018)

### **1. To Become a Level I**

- a. Become a Registered Member of USA Boxing
- b. Attend a Clinic or R/J Workshop and pass the Level I exam online with 80% or better
- c. Obtain an Officials Passbook
- d. Stay in contact with your LBC COO for mentoring and further instructions

### **Level I Maintenance**

- a. Have a current USA Boxing membership
- b. Attend a Clinic or R/J Workshop and pass the online exam every 2 years. You may take the Level I test as early as 1 year prior to expiration.
- c. Be a proficient timekeeper

### **2. To Elevate to a Level II**

- a. Have a current USA Boxing membership
- b. Have been a Level I official for at least 2 years and kept certification current
- c. Officiated at an association and regional advancing tournament
- d. Active at LBC competitions (as defined and published by the R/J Commission in the COO manual) and had satisfactory performance
- e. Attend an in-person Officials Clinic or R/J Workshop and pass the Level II exam online with 80% or better

### **Level II Maintenance**

- a. Have a current USA Boxing membership
- b. Worked at minimum a regional advancing tournament within the last 2 years
- c. Active at LBC competitions (as defined and published by the R/J Commission in the COO manual) with satisfactory performance
- d. Re-certify at an in-person Officials Clinic or R/J Workshop and the pass the Level II exam with 80% or better prior to your certification expiring

### **3. To Elevate to a Level III**

- a. Registered member for at least 3 years and be currently registered
- b. Have been a Level II official for a minimum of 2 years
- c. Officiated at Regional and/or National level for a minimum of 2 years
- d. Active at LBC competitions (as defined and published by the R/J Commission in the COO manual) and had satisfactory performance
- e. Attend and Officiate at a designated National Tournament, take the Level III exam and pass with 90% or better

### Level III Maintenance

- a. Have a current USA Boxing membership
- b. Active at LBC competitions (as defined and published by the R/J Commission in the COO manual) and had satisfactory performance
- c. Attend and Officiate at a designated National Tournament every 2 years, take the Level III exam and passed with a 90% or better. Note: an Official may take it up to 1 year prior to expiration

### To Elevate to an IBAR/J or IBA Judge only

- a. Must be in the top 15 Officials according to the ranking list produced by the USA Boxing Evaluation System when the course is announced.
- b. Must have officiated 50 bouts as a Judge and 30 bouts as a Referee in National events, and have worked at least one (1) National Elite Championship as an R/J. A Judge only must meet the 50 bout minimum as a Judge at a National Elite Championship
- c. Candidates must complete and successfully pass the IBA1 Star Course with 75% or greater.

### Maintenance for All Levels

- a. All officials must attend an official's clinic or workshop every 2 years
- b. Officials may test to re-certify 1 year prior to the expiration date of their current certification.
- c. If an official allows their certification to lapse, they will drop down one level until the appropriate level test can be taken.

### USA Boxing Master Officials

1. The Master Officials program is for those officials who have served worldwide or on a national level in a distinguished and honorable manner for a minimum of 15 years.
2. An official must complete the Master Officials Application Form and the LBC COO must turn it in to the national office for review. Once approved a master patch will be given to these officials.
3. Master Official's criteria:
  - a. National level officials must have reached the age of 65 and met the 15-year requirement.
  - b. Master IBA Official: An IBA Official who has served for a minimum of 15 years, no age requirement.
  - c. Master Officials shall meet all requirements for testing, certification, and proficiency level as established by USA Boxing Rules.
3. Master Officials recognized by October 31, 2017 shall continue to receive membership with no annual fee but will pay for the background screening bi-annually. Those recognized beginning November 1, 2017 will pay normal annual membership fees to participate with USA Boxing.

### Level Patches

Each official shall be given 1 level patch upon elevation to a new level. In most cases the National Office will mail the patches directly to the official once they receive the clinic transmittal from the clinician or when a new official becomes a Level I by taking the online test. Additional patches are available for purchase by contacting the National Office.

## APPENDIX E – BOXERS’ UNIFORM GUIDELINES

### 1. SINGLET/JERSEY AND SHORTS SPECIFICATIONS

- 1.1. Red and blue uniforms, in conjunction with the assigned corner, are recommended for all USA Boxing Competitions.
  - 1) No nicknames or phrases will be permitted on the competition uniform.
  - 2) Boxers are permitted to have last name screen printed or embroidered onto the back of the singlet/jersey.
  - 3) No adornment may be affixed to the trunks such as metal or plastic objects, sequins, etc.
  - 4) Boxers must wear a sleeveless athletic shirt (singlet or jersey), of a different color from the waistband of the trunks.
  - 5) Sponsor and/or club logos will be permitted on competition uniform. Slogans must be a part of the sponsor and/or club logo to be included on the competition uniform.
- 1.2. Boxers must wear a pair of loose-fitting trunks that reach halfway down the thigh, no lower than the knees. The trunks must provide a waistband of a different color than the athletic shirt.
  - 1) Trunks cannot have fabric that is partially attached and therefore able to flap with the movement of the Boxer. This includes “gladiator/Thai” type trunks, fringe, and tassels.
  - 2) Boxers are permitted to have their last name embroidered onto competition trunks as long as it is a different color from the competition singlet/jersey.
- 1.3. Boxers are not permitted to wear additional apparel other than the competition uniform into the ring or upon completion of the bout while in the ring, before the announcement of the winner.
- 1.4. If USA Boxing provides competition uniforms, those competition uniforms must be worn by all boxers.
- 1.5. No tape or binding of any kind will be permitted on the competition uniform at national competition or competition leading to national competition. This rule may be relaxed at the local and LBC level (to support waistband rule)





## Appendix F: Guide for Making Matches at the Local Level

This chart does not replace the rulebook. Revised 11/14/21.



				Junior	Youth		Elite		Masters	
	Pee Wee	Bantam	Intermediate							
Age Division	8, 9, 10	11, 12	13, 14	15, 16	17, 18		19 to 40		35 and older	
Match ages by Date of Birth	8 yr old = 8-9 9 yr old = 8-11 10 yr old = 9-12	11 yr old may box 9-13 12 year old may box 10-14	13 yr old may box 11-15 14 yr old may box 12-16	15 yr old may box 13-17 16 yr old may box 14-17	17 yr old may box 15-18 18 yr old may box 17-40		All ages may box 18-40		May only box other Masters, within 10 years of opponent	
	24-month maximum age difference for boxers 8-17.									
Weight Differentials for Matched Bouts	101, and under = 5 lbs	101, and under = 5 lbs	101, and under = 5 lbs	101, and under = 5 lbs	<b>Men</b> 106 = 6 lbs	<b>Women</b> 106 = 8 lbs	<b>Men</b> 106 = 6 lbs	<b>Women</b> 106 = 8 lbs	<b>Men</b> 106 = 6 lbs	<b>Women</b> 106 = 8 lbs
	106 = 7 lbs	106 = 7 lbs	106 = 7 lbs	106 = 7 lbs	112 = 6 lbs	110 = 8 lbs	112 = 6 lbs	110 = 8 lbs	112 = 6 lbs	110 = 8 lbs
	110 = 7 lbs	110 = 7 lbs	110 = 7 lbs	110 = 7 lbs	119 = 8 lbs	115 = 8 lbs	119 = 8 lbs	115 = 8 lbs	119 = 8 lbs	115 = 8 lbs
	114 = 7 lbs	114 = 7 lbs	114 = 7 lbs	114 = 7 lbs	125 = 8 lbs	119 = 8 lbs	125 = 8 lbs	119 = 8 lbs	125 = 8 lbs	119 = 8 lbs
	119 = 7 lbs	119 = 7 lbs	119 = 7 lbs	119 = 7 lbs	132 = 8 lbs	125 = 8 lbs	132 = 8 lbs	125 = 8 lbs	132 = 8 lbs	125 = 8 lbs
	125 = 9 lbs	125 = 9 lbs	125 = 9 lbs	125 = 9 lbs	139 = 10 lbs	132 = 10 lbs	139 = 10 lbs	132 = 10 lbs	139 = 10 lbs	132 = 10 lbs
	132 = 9 lbs	132 = 9 lbs	132 = 9 lbs	132 = 9 lbs	147 = 10 lbs	139 = 10 lbs	147 = 10 lbs	139 = 10 lbs	147 = 10 lbs	139 = 10 lbs
	138 = 9 lbs	138 = 9 lbs	138 = 9 lbs	138 = 9 lbs	156 = 10 lbs	146 = 10 lbs	156 = 10 lbs	146 = 10 lbs	156 = 10 lbs	146 = 10 lbs
	145 = 9 lbs	145 = 9 lbs	145 = 9 lbs	145 = 9 lbs	165 = 15 lbs	154 = 10 lbs	165 = 15 lbs	154 = 10 lbs	165 = 15 lbs	154 = 10 lbs
	154 = 9 lbs	154 = 9 lbs	154 = 9 lbs	154 = 9 lbs	176 = 15 lbs	165 = 15 lbs	176 = 15 lbs	165 = 15 lbs	176 = 15 lbs	165 = 15 lbs
	154+ = 12 lbs	154+ = 12 lbs	154+ = 12 lbs	154+ = 12 lbs	189 = 15 lbs	178 = 15 lbs	189 = 15 lbs	178 = 15 lbs	189 = 15 lbs	178 = 15 lbs
					176 = 12 lbs	165 = 15 lbs	176 = 15 lbs	165 = 15 lbs	176 = 15 lbs	165 = 15 lbs
					176+ = no limit	189 = 15 lbs	178 = 15 lbs	189 = 15 lbs	178 = 15 lbs	189 = 15 lbs
						203 = 15 lbs	178+ = n/l	203 = 15 lbs	178+ = n/l	203 = 15 lbs
						203+ = n/l		203+ = n/l		203+ = n/l
Rounds	3 Rds of 1 to 1.5 mins	3 Rds of 1 to 1.5 mins	3 Rds of 2 mins, or less	3 Rds of 2 mins, or less	3 Rds of 3 mins, or less		3 Rds of 3 mins, or less		3 Rds of 2 mins, or less	

**MatchMaking on experience:** Coaches' discretion and common sense are used when considering experience, with official in charge providing final match approval.

**Development Bouts at Sanctioned events:** Ages 8-12 maximum round length is 1.5 mins. Ages 13+ box maximum of 2 min rounds. Exhibition bouts are prohibited.

**Coed competition:** Boys & girls (ages 8-10) may compete against each other in local and Developmental bouts.

**Uniform:** Sleeveless shirt. Waistband must contrast from shirt. No metal on the body (such as piercings). Sponsor and club logos are permitted.

**Bandages:** Gauze = 49' x 2" + 16' x 4" for knuckle pad. Tape: 16' x 1" or Handwrap (stretch material w/ velcro closure) = 8' to 14.7' x 2.25"

**Long hair:** Must wear hair cap or net underneath headgear. Hair may extend beyond the back of the headgear but must be secured to remain to the back of the boxer.

**Beard:** Beards are permitted at the local and regional level, but the length may not extend past the collar bone.

**Mouthguard:** Mouthguards may be any color. Losing mouthguard due to blow = Caution. 3rd Caution = Warning. Spitting out the mouthguard = Warning.

**Protectors:** Men must wear a groin protector. Women may wear a groin protector and/or breast protector. Protectors may not conceal any part of the target area.

**Allowable items in the corner:** A thin coat of vaseline may be used on the face. Water (in clear plastic bottle), towel, ice bag, cold compress, vaseline, swabs, medical gloves. Medications must be labeled.

**Equipment:** Boxers 139 lbs or less may wear 10, 12, or 16 oz gloves. Boxers over 139 wear 12 or 16 oz gloves. 16 oz "Masters-approved" gloves okay for all weights. Boxers wear gloves provided by the LBC or sanction holder, and both boxers wear the same size. Headgear must be worn, either open face or with cheek protectors. Masters boxers must use equipment that is "Masters-approved." List of current headgear & gloves approved for competition: [www.teamusa.org/usa-boxing/officials](http://www.teamusa.org/usa-boxing/officials)

# **APPENDIX G – FORMS & WAIVERS**



# RESTRICTION NOTIFICATION EXAMPLE

*(Use 3-Part form DO NOT COPY)*

LBC: \_\_\_\_\_ Sanction # (if applicable): \_\_\_\_\_

Name of Boxer: \_\_\_\_\_ Member Number: \_\_\_\_\_

Date of Injury or Incident: \_\_\_\_\_

Type of Injury:

\_\_\_ Possible Concussion \_\_\_ Laceration (<1 cm) \_\_\_ Laceration (≥ 1 cm) \_\_\_ Fracture/Dislocation  
\_\_\_ Controlled Nose Bleed \_\_\_ Uncontrolled Nose Bleed \_\_\_ Other \_\_\_\_\_

Describe what happened: \_\_\_\_\_  
\_\_\_\_\_  
\_\_\_\_\_

This restriction is due to a: \_\_\_ KO \_\_\_ RSC \_\_\_ RSC/I (injury) \_\_\_ Other (see above)

Loss of consciousness (LOC) \_\_\_ (less than 1 minute) \_\_\_ (greater than 1 minute) \_\_\_ No LOC

**The above-named boxer is restricted from participating in sparring and competitive boxing for a minimum of:**

If "Other" (meaning no KO or RSC): \_\_\_\_\_ (# of days)

First Occurrence of KO/RSC:

\_\_\_ 30 days (no LOC) \_\_\_ 90 days (LOC < 1 min) \_\_\_ 180 days (LOC > 1 min)

Second Occurrence of KO/RSC within a 90-day period of initial KO/RSC:

\_\_\_ 90 days (no LOC) \_\_\_ 180 days (LOC < 1 min) \_\_\_ 360 days (LOC > 1 min)

Third occurrence of KO/RSC within a 365-day period (no LOC): 12-month suspension; with LOC: 18-month suspension

Restriction period starts \_\_\_\_\_ and ends \_\_\_\_\_

Ringside physician: \_\_\_\_\_  
Print name Signature

Referee or Official in Charge: \_\_\_\_\_  
Print name Signature

**After the restriction period ends, the boxer must have the MEDICAL RELEASE on the reverse side of this form (pink copy) signed by his/her personal physician BEFORE he/she will be allowed to spar or box.** This MEDICAL RELEASE form must be sent to the Registration Chair of the boxer's Local Boxing Committee (LBC), before the boxer can return to sparring or competition. Once the LBC receives the MEDICAL RELEASE, the Athlete Passbook will be returned to the boxer.

By signing below, I state that I have read and understand the information provided on this form. I agree to fully comply with the restriction period. I understand that my passbook will be returned to me once my restriction period is over and I have been cleared by my physician to box.

Boxer signature: \_\_\_\_\_ Date: \_\_\_\_\_

Parent/Guardian signature (if boxer is under the age of 18) \_\_\_\_\_

\*\*\*\*\*

Instructions for USAB representative: Immediately forward the passbook along with the white and yellow copies of this form to the LBC Registration Chair. The Registration Chair shall then forward the white copy to:

USA Boxing  
1 Olympic Plaza  
Colorado Springs, CO 80909



## RESTRICTION NOTIFICATION EXAMPLE PAGE 2 (Use 3-Part form DO NOT COPY)

The boxer who receives the Restriction Notification should be observed for the following symptoms during the twenty-four (24) hour period following the issuance of this notification. If any of the following symptoms occur, please seek immediate medical attention.

- Headache or dizziness lasting over two hours
- Increasing drowsiness or loss of consciousness following the bout
- Repeated vomiting
- Blurred vision
- Mental confusion or irrational behavior
- Convulsive seizure
- Inability to move a limb
- Excessive restlessness
- Blood or watery fluid coming from the ears or nose
- Inability to control bodily functions

*I hereby state that I have fully and completely disclosed and described every part of my medical history of which I have knowledge; further, I have fully and completely disclosed all past and pre-existing injuries, or congenital defects or any and all ailments which would potentially cause me to be unable to perform as an amateur boxer or are susceptible to being aggravated. As to all of the above, of which I have not made full and complete disclosure, I hereby, for myself, my heirs, executors and assigns, waive and release all right to and claim for damages I may or might have.*

Boxer signature: \_\_\_\_\_ Date: \_\_\_\_\_

Parent/Guardian signature (if boxer is under the age of 18) \_\_\_\_\_

### MEDICAL RELEASE

(To be signed by the athlete's personal physician)

On \_\_\_\_\_, I examined \_\_\_\_\_ and find no medical  
Date Name of patient/boxer

contraindications to his/her return to sparring or competition.

Physician comments: \_\_\_\_\_

\_\_\_\_\_

\_\_\_\_\_

Physician's printed name

Physician's signature

Address: \_\_\_\_\_

Boxer – please forward a copy of this Medical Release to the LBC representative listed below:





## Medical Waiver/Informed Consent to Compete with Dental Braces

I understand that by participating in amateur boxing while wearing dental braces, and/or dental appliances, I may be at risk of damaging the braces or greater risk of causing trauma to my teeth, gums, and oral structures.

I agree to wear a dentist-molded mouthpiece while boxing and waive the right to dental coverage under the USA Boxing insurance program. I agree to hold harmless any and all ringside officials, including ringside doctors, representatives, employees, servants, and agents of USA Boxing with regard to any issues or injuries caused by my braces.

**This waiver must be signed and attached to the boxer's passbook.**

Athlete/Boxer:

---

Print Name	Signature	Date
------------	-----------	------

Parent or Legal Guardian Approval (if boxer is under the age of 18):

---

Print Name	Signature	Date
------------	-----------	------







## Waiver to Compete After LASIK Surgery

I understand that by participating in amateur boxing after LASIK eye surgery, I may be at risk of damaging my eyes that could potentially negatively affect my vision.

I agree to hold harmless any and all ringside officials, including ringside doctors, representatives, employees, servants, and agents of USA Boxing with regard to any negative impact on my eyesight.

Boxers participating after LASIK surgery will not be covered under the USA Boxing insurance program for damage to the eyes.

**This waiver must be signed and attached to the boxer's passbook.**

Athlete/Boxer

\_\_\_\_\_

Print Name

\_\_\_\_\_

Signature

\_\_\_\_\_

Date

Parent or Legal Guardian Approval (if boxer is under the age of 18)

\_\_\_\_\_

Print Name

\_\_\_\_\_

Signature

\_\_\_\_\_

Date



# Annual Physical Form

(3 pages)

## PREPARTICIPATION PHYSICAL EVALUATION HISTORY FORM

(Note: This form is to be filled out by the patient and parent prior to seeing the physician. The physician should keep this form in the chart.)

Date of Exam \_\_\_\_\_  
 Name \_\_\_\_\_ Date of birth \_\_\_\_\_  
 Sex \_\_\_\_\_ Age \_\_\_\_\_ Grade \_\_\_\_\_ School \_\_\_\_\_ Sport(s) \_\_\_\_\_

**Medicines and Allergies:** Please list all of the prescription and over-the-counter medicines and supplements (herbal and nutritional) that you are currently taking

---



---

Do you have any allergies?  Yes  No If yes, please identify specific allergy below.  
 Medicines  Pollens  Food  Stinging Insects

Explain "Yes" answers below. Circle questions you don't know the answers to.

GENERAL QUESTIONS	Yes	No	MEDICAL QUESTIONS	Yes	No
1. Has a doctor ever denied or restricted your participation in sports for any reason?			26. Do you cough, wheeze, or have difficulty breathing during or after exercise?		
2. Do you have any ongoing medical conditions? If so, please identify below: <input type="checkbox"/> Asthma <input type="checkbox"/> Anemia <input type="checkbox"/> Diabetes <input type="checkbox"/> Infections Other: _____			27. Have you ever used an inhaler or taken asthma medicine?		
3. Have you ever spent the night in the hospital?			28. Is there anyone in your family who has asthma?		
4. Have you ever had surgery?			29. Were you born without or are you missing a kidney, an eye, a testicle (males), your spleen, or any other organ?		
<b>HEART HEALTH QUESTIONS ABOUT YOU</b>	<b>Yes</b>	<b>No</b>	30. Do you have groin pain or a painful bulge or hernia in the groin area?		
5. Have you ever passed out or nearly passed out DURING or AFTER exercise?			31. Have you had infectious mononucleosis (mono) within the last month?		
6. Have you ever had discomfort, pain, tightness, or pressure in your chest during exercise?			32. Do you have any rashes, pressure sores, or other skin problems?		
7. Does your heart ever race or skip beats (irregular beats) during exercise?			33. Have you had a herpes or MRSA skin infection?		
8. Has a doctor ever told you that you have any heart problems? If so, check all that apply: <input type="checkbox"/> High blood pressure <input type="checkbox"/> A heart murmur <input type="checkbox"/> High cholesterol <input type="checkbox"/> A heart infection <input type="checkbox"/> Kawasaki disease Other: _____			34. Have you ever had a head injury or concussion?		
9. Has a doctor ever ordered a test for your heart? (For example, ECG/EKG, echocardiogram)			35. Have you ever had a hit or blow to the head that caused confusion, prolonged headache, or memory problems?		
10. Do you get lightheaded or feel more short of breath than expected during exercise?			36. Do you have a history of seizure disorder?		
11. Have you ever had an unexplained seizure?			37. Do you have headaches with exercise?		
12. Do you get more tired or short of breath more quickly than your friends during exercise?			38. Have you ever had numbness, tingling, or weakness in your arms or legs after being hit or falling?		
<b>HEART HEALTH QUESTIONS ABOUT YOUR FAMILY</b>	<b>Yes</b>	<b>No</b>	39. Have you ever been unable to move your arms or legs after being hit or falling?		
13. Has any family member or relative died of heart problems or had an unexpected or unexplained sudden death before age 50 (including drowning, unexplained car accident, or sudden infant death syndrome)?			40. Have you ever become ill while exercising in the heat?		
14. Does anyone in your family have hypertrophic cardiomyopathy, Marfan syndrome, arrhythmogenic right ventricular cardiomyopathy, long QT syndrome, short QT syndrome, Brugada syndrome, or catecholaminergic polymorphic ventricular tachycardia?			41. Do you get frequent muscle cramps when exercising?		
15. Does anyone in your family have a heart problem, pacemaker, or implanted defibrillator?			42. Do you or someone in your family have sickle cell trait or disease?		
16. Has anyone in your family had unexplained fainting, unexplained seizures, or near drowning?			43. Have you had any problems with your eyes or vision?		
<b>BONE AND JOINT QUESTIONS</b>	<b>Yes</b>	<b>No</b>	44. Have you had any eye injuries?		
17. Have you ever had an injury to a bone, muscle, ligament, or tendon that caused you to miss a practice or a game?			45. Do you wear glasses or contact lenses?		
18. Have you ever had any broken or fractured bones or dislocated joints?			46. Do you wear protective eyewear, such as goggles or a face shield?		
19. Have you ever had an injury that required x-rays, MRI, CT scan, injections, therapy, a brace, a cast, or crutches?			47. Do you worry about your weight?		
20. Have you ever had a stress fracture?			48. Are you trying to or has anyone recommended that you gain or lose weight?		
21. Have you ever been told that you have or have you had an x-ray for neck instability or atlantoaxial instability? (Down syndrome or dwarfism)			49. Are you on a special diet or do you avoid certain types of foods?		
22. Do you regularly use a brace, orthotics, or other assistive device?			50. Have you ever had an eating disorder?		
23. Do you have a bone, muscle, or joint injury that bothers you?			51. Do you have any concerns that you would like to discuss with a doctor?		
24. Do any of your joints become painful, swollen, feel warm, or look red?			<b>FEMALES ONLY</b>		
25. Do you have any history of juvenile arthritis or connective tissue disease?			52. Have you ever had a menstrual period?		
			53. How old were you when you had your first menstrual period?		
			54. How many periods have you had in the last 12 months?		

Explain "yes" answers here

---



---



---



---



---



---



---



---

I hereby state that, to the best of my knowledge, my answers to the above questions are complete and correct.

Signature of athlete \_\_\_\_\_ Signature of parent/guardian \_\_\_\_\_ Date \_\_\_\_\_

©2010 American Academy of Family Physicians, American Academy of Pediatrics, American College of Sports Medicine, American Medical Society for Sports Medicine, American Orthopaedic Society for Sports Medicine, and American Osteopathic Academy of Sports Medicine. Permission is granted to reprint for noncommercial, educational purposes with acknowledgment.  
 HE0593 9-2681/0410

# PREPARTICIPATION PHYSICAL EVALUATION PHYSICAL EXAMINATION FORM

Name \_\_\_\_\_ Date of birth \_\_\_\_\_

### PHYSICIAN REMINDERS

- Consider additional questions on more sensitive issues
  - Do you feel stressed out or under a lot of pressure?
  - Do you ever feel sad, hopeless, depressed, or anxious?
  - Do you feel safe at your home or residence?
  - Have you ever tried cigarettes, chewing tobacco, snuff, or dip?
  - During the past 30 days, did you use chewing tobacco, snuff, or dip?
  - Do you drink alcohol or use any other drugs?
  - Have you ever taken anabolic steroids or used any other performance supplement?
  - Have you ever taken any supplements to help you gain or lose weight or improve your performance?
  - Do you wear a seat belt, use a helmet, and use condoms?
- Consider reviewing questions on cardiovascular symptoms (questions 5–14).

EXAMINATION			
Height	Weight	<input type="checkbox"/> Male <input type="checkbox"/> Female	
BP	/ ( / )	Pulse	Vision R 20/ L 20/ Corrected <input type="checkbox"/> Y <input type="checkbox"/> N
MEDICAL	NORMAL	ABNORMAL FINDINGS	
Appearance <ul style="list-style-type: none"> <li>Marfan stigmata (kyphoscoliosis, high-arched palate, pectus excavatum, arachnodactyly, arm span &gt; height, hyperlaxity, myopia, MVP, aortic insufficiency)</li> </ul>			
Eyes/ears/nose/throat <ul style="list-style-type: none"> <li>Pupils equal</li> <li>Hearing</li> </ul>			
Lymph nodes			
Heart* <ul style="list-style-type: none"> <li>Murmurs (auscultation standing, supine, +/- Valsalva)</li> <li>Location of point of maximal impulse (PMI)</li> </ul>			
Pulses <ul style="list-style-type: none"> <li>Simultaneous femoral and radial pulses</li> </ul>			
Lungs			
Abdomen			
Genitourinary (males only) <sup>†</sup>			
Skin <ul style="list-style-type: none"> <li>HSV, lesions suggestive of MRSA, tinea corporis</li> </ul>			
Neurologic <sup>‡</sup>			
MUSCULOSKELETAL			
Neck			
Back			
Shoulder/arm			
Elbow/forearm			
Wrist/hand/fingers			
Hip/thigh			
Knee			
Leg/ankle			
Foot/toes			
Functional <ul style="list-style-type: none"> <li>Duck-walk, single leg hop</li> </ul>			

\*Consider ECG, echocardiogram, and referral to cardiology for abnormal cardiac history or exam.  
<sup>†</sup>Consider GU exam if in private setting. Having third party present is recommended.  
<sup>‡</sup>Consider cognitive evaluation or baseline neuropsychiatric testing if a history of significant concussion.

- Cleared for all sports without restriction
- Cleared for all sports without restriction with recommendations for further evaluation or treatment for \_\_\_\_\_
- Not cleared
- Pending further evaluation
- For any sports
- For certain sports \_\_\_\_\_
- Reason \_\_\_\_\_

Recommendations \_\_\_\_\_

I have examined the above-named student and completed the preparticipation physical evaluation. The athlete does not present apparent clinical contraindications to practice and participate in the sport(s) as outlined above. A copy of the physical exam is on record in my office and can be made available to the school at the request of the parents. If conditions arise after the athlete has been cleared for participation, the physician may rescind the clearance until the problem is resolved and the potential consequences are completely explained to the athlete (and parents/guardians).

Name of physician (print/type) \_\_\_\_\_ Date \_\_\_\_\_  
 Address \_\_\_\_\_ Phone \_\_\_\_\_  
 Signature of physician \_\_\_\_\_, MD or DO

©2010 American Academy of Family Physicians, American Academy of Pediatrics, American College of Sports Medicine, American Medical Society for Sports Medicine, American Orthopaedic Society for Sports Medicine, and American Osteopathic Academy of Sports Medicine. Permission is granted to reprint for noncommercial, educational purposes with acknowledgment.  
 HE0503 9-2681/0410



### Physical Examination Signature Page

Attach this page to your athlete passbook (if possible, keep a copy for your records)



<b>Athlete</b>
Date of Birth:
Signature: _____ Date: _____
Parent/Guardian Signature (if under 18):

- Cleared for all sports without restriction
- Cleared for all sports without restriction with recommendations for further evaluation or treatment for \_\_\_\_\_

- Not cleared
  - Pending further evaluation
  - For any sports
  - For certain sports \_\_\_\_\_
  - Reason \_\_\_\_\_

Recommendations \_\_\_\_\_

I have examined the above-named athlete and completed the preparticipation physical evaluation. The athlete does not present apparent clinical contraindications to practice and participate in the sport(s) as outlined above. A copy of the physical exam is on record in my office and can be made available at the request of the parents. If conditions arise after the athlete has been cleared for participation, the physician may rescind the clearance until the problem is resolved and the potential consequences are completely explained to the athlete (and parents/guardians).

Name of physician (print/type) \_\_\_\_\_ Date \_\_\_\_\_  
 Address \_\_\_\_\_ Phone \_\_\_\_\_  
 Signature of physician \_\_\_\_\_, MD or DO

Attach this page to your athlete passbook (if possible, keep a copy for your records)



## APPENDIX H – MASTERS BOXING

1. All USA Boxing rules apply to these classifications, with the exception of those listed below:
2. All Masters Boxers will be issued a yellow passbook upon registering with USA Boxing.
3. **Age Classification**
  - a. Men and women boxers ages 41 and above are categorized as Master Boxers.
  - b. Boxers ages 35 to 40 shall declare age classification, Elite or Master, or both each year upon registration with USA Boxing.
4. **Weight Classification**
  - a. Men: 106 lbs., 112 lbs., 119 lbs., 125 lbs., 132 lbs., 139 lbs., 147 lbs., 156 lbs., 165 lbs., 176 lbs., 189 lbs., 203 lbs., 203+ lbs.
  - b. Women: 106 lbs., 110 lbs., 115 lbs., 119 lbs., 125 lbs., 132 lbs., 139 lbs., 146 lbs., 154 lbs., 165 lbs., 178 lbs., 178+ lbs.
5. **Number of Rounds**
  - a. Boxers will be limited to boxing three rounds between one and two-minutes in duration.
  - b. There will be one (1) minute rest between rounds
6. **Matched Bouts**
  - a. Age Differential
    - i. The age difference between competitors shall be no more than ten (10) years younger or ten (10) years older.
    - ii. Master boxers may not compete against boxers younger than 35 years of age.
  - b. Weight Differential – Refer to Appendix F for current Masters weight classes.
7. **Equipment**
  - a. Gloves and Headgear: 16 oz. gloves and headgear will be used for all weight categories and this equipment must have been approved and tested by USA Boxing and must meet or exceed the minimum standards for impact as set by USA Boxing. This equipment must have a printed label. The glove label must be located on the backside of both gloves, and the headgear label must be located on the back panel. Only gloves listed on the certified equipment memo, which is posted on website at <https://www.teamusa.org/usa-boxing/officials> are permitted. There is not IBA approved equipment for Masters division.



**8. Medical Exam**

- a. Boxers must pass an annual medical exam and be declared “fit to box” with the following elements before being registered to box:
  - i. No history of uncontrolled diabetes, high blood pressure or chest pain.
  - ii. No history of chronic headaches.
  - iii. Blood pressure less than 145/90.
  - iv. Graded exercise EKG every five (5) years beginning at age 45.
  - v. Normal eye examination by an ophthalmologist or optometrist every five (5) years.
- b. The passbook of the master boxer must contain a copy of FIT TO BOX form. The Master Boxer Medical Exam form can be found on USA Boxing’s website. A copy of this form should also be forwarded to the boxer’s LBC.
- c. Pre-bout examinations shall be the same as those performed on all other classifications of boxers.

**9. LASIK**

- a. Boxers who wish to compete after LASIK surgery are required to have attached to their passbooks a completed “Release to Compete After LASIK Surgery” form. This form requires the written approval of their ophthalmologist.
- b. Boxers competing after LASIK surgery will not be covered under the USA Boxing insurance program for damage to the eyes.

- 10. Facial Hair.** Masters boxers are permitted to wear facial hair . The beard cannot extend past the natural line created by the boxer’s collarbones while head is facing straight forward.



## APPENDIX I Developmental Bouts



### USA BOXING DEVELOPMENTAL BOUTS PROGRAM

**The purpose of this program is to expand our membership allowing boxers not quite ready for a real competitive match to get their feet wet and be in a comfortable situation.**

The purpose of Developmental Bouts is to develop technical competence in boxers in order to prepare them for competition. Coaches and referees are to discourage boxers' aggression and heavy punching.

The guidance regarding Developmental Bouts is as follows:

1. Developmental Bouts may only be conducted as part of an event sanctioned by USA Boxing.
2. All Developmental Bouts must take place prior to competitive bouts.
3. Boxers are matched on age, weight, round lengths, and experience (per Appendix F). Boxers, their coaches, the event Official In Charge, and the sanction holder must approve Developmental Bouts.
4. Boxers participating in Developmental Bouts must be registered with USA Boxing.
5. Developmental Bout boxers must complete weigh-in, pre-bout physical, and post-bout physical.
6. Only registered boxers, who have had less than three (3) judged bouts, may participate in Developmental Bouts.
7. The ring announcer must clearly identify and announce the purpose of Developmental Bouts.
8. The referee must conduct the Developmental Bout as a competitive bout.
9. The Developmental Bout is entered in the decision section of the USA Boxing passbook as "Dev Bout."
10. Developmental Bouts: the maximum round length for ages 8-12 is 1.5 minutes; and ages 13+ box a maximum of 2 minute rounds.
11. The use of approved headgear is mandatory.
12. Gloves may be 12oz or 16oz. Both boxers must wear gloves of the same weight.
13. During Developmental Bouts, one (1) coach per corner must remain standing on the ring apron.
14. Judges may not score the bout. There is no decision. At the conclusion of the Developmental Bout, both boxers' hands are raised by the referee in the center of the ring.
15. A boxer may participate in a maximum of six (6) Developmental Bouts.
16. A boxer may revert to a Developmental Bout after having a competitive bout, but not once the boxer has had three (3) judged bouts.
17. Developmental Bouts may not count toward mandatory experience needed for minimum bout requirements such as bouts needed for USA Boxing advancing tournaments.
18. Exhibition bouts are prohibited.

## APPENDIX J



### USA Boxing Sanction Policy (revised 8.2018)

### Club Shows

USA Boxing Sanction Fee	+	LBC Fee	+	Total cost
\$305		Determined at the LBC level Fee range for all 57 LBCs is Low \$0, Mid \$50, High \$275		\$305 plus LBC Fee

### Multi-Day Tournaments

Multi-day competitions are charged a flat rate of \$200 for each additional competition day. The additional competition day fee will be split, with USA Boxing receiving \$100 and the LBC receiving \$100.

Combined USA Boxing and LBC Sanction Fee	+	\$200 per additional competition day	X	Number of boxing days	Total
\$305 plus LBC Fee	+	\$200	X	# of days	USA Boxing/LBC Sanction fee + \$200 x # of days

*Example: Any Name Boxing Club hosts a three-day open tournament in the Arizona LBC.*

*The sanction fee would be calculated as follows:*

*The first day is the standard sanction fee for a club show in Arizona \$355*

*The second and third days of competition would be \$200 per boxing day, \$200 x 2=\$400*

*The total sanction fee would be: \$355+\$400=\$755*

Combined USA Boxing and LBC Sanction Fee	+	\$200 per additional competition day	X	Number of boxing days	Total
355	+	\$200	X	2	\$755

### Group Member Golden Gloves of America Franchise<sup>1</sup>

Additional competition days are charged a flat rate of \$150. The additional competition day fee will be split, with USA Boxing receiving \$75 and the LBC receiving \$75.

<sup>1</sup> Golden Gloves franchises tied to a third party charitable group will be actualized based upon the criteria listed below.

Combined USA Boxing and LBC Sanction Fee	+	\$150 per additional competition day (group member discounted rate)	X	Number of boxing days	Total
\$305 plus LBC Fee	+	\$150	X	# of days	USA Boxing/LBC Sanction fee + \$150 x # of days

Example: *Colorado Golden Gloves is scheduled to be a three-day tournament. The first day is the standard sanction fee for a club show \$330. The second and third days of competition would be \$150 per day, \$150 x 2=\$300. The total sanction fee would be: \$330+\$300=\$630.*

USA Boxing LBC Club show fee	+	\$150 per additional competition day	X	Number of boxing days	Total
\$330	+	\$150	X	2	\$630

### Pro-Am Shows

USA Boxing and sanction fee	+	LBC Fee	+	\$100 per amateur bout in the Pro-Am Show	Total
\$305	+	Determined at the LBC level. Fee range for all 57 LBCs is Low \$0, Mid \$50, High \$275	+	Number of USA Boxing Bouts X \$100	USA Boxing LBC sanction fee plus the number of USA Bouts X \$100

The professional promoter must obtain a certificate of liability insurance and proof of medical coverage for each pro boxer. Copies must be sent to the USA Boxing National Office before the sanction is approved.

Example: Pro-Am Show scheduled in *Colorado LBC*.  
*The first day is the standard sanction fee for a club show \$330. The show will include 6 USA Boxing bouts.*  
*The total sanction fee would be: \$330+\$600=\$930.*

USA Boxing and sanction fee	+	LBC Fee	+	\$100 per amateur bout in the Pro-Am Show	Total
\$305	+	\$25	+	6 Bouts X \$100	\$930



## **Third-Party Events (Dinner, and Country Club Shows) or Charitable Fundraising Events**

Sanction fees for these events are based upon multiple factors (actualized) such as, but not limited to: monetary charitable support to the LBC or registered boxing club, revenue generated, plus risk factors such as size of the event, number of boxers competing, number of rings utilized, alcohol present, age and skill level of participating boxers. Please see the USA Boxing website for more information.

Minimum USA Boxing/LBC Sanction Fee	+	Actualized Risk/Liability Factors		Consideration for monetary funds in support of USA Boxing, LBC and/or registered boxing clubs	Total
\$1,505 or 5% of Net Proceeds, whichever is higher	+	Risk/Liability factors will be determined by USA Boxing National Office	-	Possible reduction(s)	

The minimum sanction fee collected will be split: \$1,005 to USA Boxing and \$500 to the LBC. If the sanction fee is greater than \$2,000, the LBC will receive \$1,000. For sanction fees over \$5,000, the LBC will receive 1/3 of the sanction fee collected. The maximum sanction fee charged will be \$20,000 per boxing day.

The multi-day tournaments, Golden Gloves tournaments, Pro-Am shows and third-party and charitable fundraising events' sanction holders shall be required to file a Financial Statement for Competition.

See Flowchart on next page to help determine if an event is considered third-party.

# IS MY EVENT A CLUB SHOW, OR A THIRD PARTY; DINNER, COUNTRY CLUB OR CHARITABLE FUNDRAISING EVENT?

DOES ANY PORTION OF THE  
EVENT PROCEEDS LEAVE  
THE CLUB OR LBC?

YES

WILL THE EVENT BE PRIVATE  
OR AT A MEMBERS ONLY CLUB?

YES

IS THE EVENT ADVERTISING  
FOR A CHARITY OR BUSINESS?

YES

IS THE EVENT LIMITING  
LBC BOXER PARTICIPATION?

YES

IS THE BOXING EVENT  
INCLUDED AS PART OF A TICKET  
FOR ANOTHER EVENT?

YES

WILL THERE BE SUB NOVICE  
BOXING ON THE CARD?

YES

IS THE TICKET PRICE FOR THE  
EVENT GREATER THAN \$100?

YES

CLUB SHOW

3RD PARTY



## EXAMPLES OF SUB NOVICE BOXING

- GUNS AND HOSES
- FRATERNITY FIGHT NIGHT
- WHITE/BLUE COLLAR
- CELEBRITY BOXING
- WEEKEND WARRIORS

\*ALL 3RD PARTY SANCTIONS ARE  
REQUIRED TO SUBMIT A STATEMENT  
OF FINANCIAL COMPETITION WITHIN  
14 DAYS OF THE EVENT.

CLUB SHOWS MAY BE REQUIRED TO  
SUBMIT A STATEMENT OF FINANCIAL  
COMPETITION AT THE DISCRETION OF  
USA BOXING OR THE LBC.

APPENDIX L



## WAIVER REQUEST–Record Verification of Other Combat Sports

Should a USA Boxing certified coach determine a boxer with previous amateur combat sport experience is at a skill level that would safely allow the boxer to compete, that coach may apply for a waiver from USA Boxing.

**Individual Physical Combat Sports** are any of the following sports: Karate, Kickboxing, K-1, Muay Thai, MMA, Sumo, Taekwondo, and such other sports as may be deemed by USA Boxing to be an individual physical combat sport. The following sports are not considered “Individual Physical Combat Sports” because they are non-striking: Judo, Kendo, Sumo, and Wrestling, and are not eligible for a waiver.

To request a waiver, complete the COMBAT SPORT WAIVER and AFFIDAVIT form (below) and provide a copy of the actual combat sport results report (website address: [www.sherdog.com](http://www.sherdog.com)) to USA Boxing via email, [membership@usaboxing.org](mailto:membership@usaboxing.org) at least 14 days prior to USA Boxing sanctioned competition date.

Notification of application will be sent to:

- LBC President
- LBC Chief of Officials
- Sanction Holder
  - Pending Boxer/Coach at the Event

The Event Official in Charge shall email the following report/statement to USA Boxing ([membership@usaboxing.org](mailto:membership@usaboxing.org)) after the event.

I, \_\_\_\_\_, Official in Charge of a sanctioned event

taking place on \_\_\_\_\_ observed boxer \_\_\_\_\_

Date

Name, Member ID#

Based upon my training, knowledge and experience: I DO  DO NOT   
believe he/she should continue to box as novice. If the boxer disagrees with Official In Charge’s opinion, the boxer may appeal to the USOC Athlete Ombudsman’s office.

---

Signature

Date



# REQUEST FOR COMBAT SPORT WAIVER and AFFIDAVIT

(Must be received in the National Office at least 10 days prior to the first event in which you wish to participate)

USA Boxing Member ID #: \_\_\_\_\_ LBC: \_\_\_\_\_

Full Name: \_\_\_\_\_

Address: \_\_\_\_\_

City, State, \_\_\_\_\_ Zip: \_\_\_\_\_

\_\_\_\_\_ Phone: \_\_\_\_\_

\_\_\_\_\_ Email: \_\_\_\_\_

Previous Amateur Combat Sport Record: \_\_\_\_\_

Attach record from [www.sherdog.com](http://www.sherdog.com)

## AFFIDAVIT

STATE OF \_\_\_\_\_ COUNTY OF \_\_\_\_\_

PERSONALLY came and appeared before me, the within named \_\_\_\_\_,

who is a resident of \_\_\_\_\_ County, State of \_\_\_\_\_,

and makes this his/her statement and General Affidavit upon oath or affirmation of belief and personal knowledge that the following matters, facts and things set forth are true and correct to the best of his/her knowledge:

***I, \_\_\_\_\_, a USA Boxing certified coach, believes that the skill level of \_\_\_\_\_ (boxer) is that of a boxer even though he/she has competed in # \_\_\_\_\_ of AMATEUR combat sport matches. I attest to the accuracy of his/her prior amateur combat sport experience and record.***

\_\_\_\_\_  
Signature of Affiant

\_\_\_\_\_  
If under 18, parent or guardian signature

SWORN to (affirmed) and subscribed before me, this \_\_\_\_\_ day of \_\_\_\_\_, 20 \_\_\_\_\_

My Commission Expires: \_\_\_\_\_

(Notary Seal)

\_\_\_\_\_  
Printed name of Notary

\_\_\_\_\_  
Signature of Notary

***Email or fax completed form to: [membership@usaboxing.org](mailto:membership@usaboxing.org), 719-866-2132, SUBJECT: COMBAT SPORT WAIVER REQUEST***

\*\*\*\*\*Please do not write below this line\*\*\*\*\*

Waiver request **APPROVED** \_\_\_\_\_ **DENIED** \_\_\_\_\_ by USA Boxing National Office


Signature \_\_\_\_\_ Print Name \_\_\_\_\_ Date \_\_\_\_\_

*Place copy of approved waiver in boxer passbook. Waiver will be valid from date approved until the Boxer turns open.*

## APPENDIX M

All event documents (fact sheet, event application, poster, bout sheets) must have the USA Boxing Logo prominently displayed.

### SAMPLE EVENT POSTER



*Colorado LBC Presents*

# **Pikes Peak Boxing Showdown**

*Sanctioned by USA Boxing, Inc.*

*Friday, Dec. 8*      *Admission: \$10*

*6:00 PM*      *Pikes Peak High  
School Gym*

