



Official's Manual

(R/J Manual)

Rev. 07.14.2025

Table of Contents

CHAPTER 1: ADMINISTRATION AND MANAGEMENT	5
1.1 - COMMONLY USED TERMS & GENERAL CONCEPTS	6
1.1.1 - Membership	6
1.1.2 - Certification	6
1.1.3 - Passbooks	6
1.1.4 - Official in Charge (OIC)	6
1.1.5 - Deputy Official in Charge	7
1.1.6 - Field of Play	7
1.1.7 - USA Boxing Ranking Task Force	7
1.2 - REGISTRATION	7
1.2.1 - Becoming a Member	7
1.2.2 - Becoming an Official	8
1.3 - CERTIFICATIONS	9
1.3.1 - Certification Levels	9
1.3.2 - Testing	10
1.3.3 - Recognition	10
1.3.4 - Certification Maintenance	10
1.3.5 - Elevation	11
1.4 - USA BOXING OFFICIAL EVALUATION SYSTEM	12
1.4.1 - Eligibility	12
1.4.2 - Evaluation Timeline	13
1.4.3 - Evaluation Categories	13
1.5 - INVITED OFFICIAL SELECTION PROCESS	13
1.5.1 - Selection Criteria:	14
1.6 - OFFICIAL ASSIGNMENT FOR LBC & REGIONAL EVENTS	14
1.6.1 - Minimum Number of Officials	14
1.6.2 - LBC Event Guidelines	14
1.6.3 - Regional Events Guidelines	15
1.6.4 - Neutrality Assignments	15
1.7 - DRESS CODE	16

CHAPTER 2: REFEREES

17

2.1 - COMMANDS

18

2.1.1 - "Time" Command

18

2.1.2 - "Stop" Command

18

2.1.3 - "Box" Command

18

2.1.4 - "Break" Command

19

2.2 - PRE-BOUT PREPARATION

19

2.2.1 - Physical

19

2.2.2 - Mental

19

2.2.3 - Administrative

19

2.2 - MOVEMENT

20

2.3 - POSITIONING

20

2.4.1 - General Positioning

20

2.4.2 - Distancing Illustration

21

2.5 - FOULS

22

2.5.1 - Consulting the Judges

23

2.5.2 - Infighting

23

2.5.3 - A Foul After the Bell

23

2.6 - CAUTIONS AND WARNINGS

24

2.6.1 - Issuing a Warning

24

2.6.2 - Disqualifying a Boxer

24

2.7 - KNOCKDOWNS

25

2.7.1 - Definition of a Down

25

2.7.2 - Eight (8) and Ten (10) Counts

25

2.7.3 - Mandatory Eight (8) Count

26

2.7.4 - In the Event of a Knockdown

26

2.7.5 - If a Boxer is Down Due to a Slip

26

2.7.6 - Opponent's Responsibilities

26

2.7.7 - Boxer Knocked Out of the Ring

26

2.7.8 - Boxer Falls Out of the Ring

27

2.7.9 - Boxer Pushed Out of the Ring

27

2.7.10 - Boxer Knocked Down at the End of a Round

27

2.7.11 - Second Knockdown Without a Further Punch

27

2.7.12 - Boxer Downed By a Foul Blow

28

2.7.13 - Knockout

28

2.8 - INJURIES	29
2.8.1 - General Injury	29
2.8.2 - In the Event of a Cut	29
2.8.3 - Nose Bleeds	30
2.8.4 - Disposal of Gauze	30


CHAPTER 3: JUDGES **31**

3.1 - SCORING	32
3.1.1 - Ten Point Must System	32
3.1.2 - Scoring Pad	32
3.1.3 - Scoring System Malfunction	33
3.1.4 - Score Card	33
3.1.5 - Awarding of Points	34
3.1.6 - Scoring a Bout	35
3.1.7 - Summary	36

CHAPTER 4: ADDITIONAL PROCEDURES **37**

4.1 - BEFORE THE BOUT	38
4.1.1 - Before Starting the Bout	38
4.1.2 - Starting the Bout	38
4.1.3 - Pre Bout Instructions	38
4.2 - DURING THE BOUT	39
4.2.1 - Speaking to the Boxers	39
4.2.2 - Issuing a Caution	39
4.2.3 - Issuing a Warning	40
4.2.4 - Issuing a Disqualification	40
4.2.5 - Administering an Eight (8) Count	40
4.2.6 - A Second Appears on the Apron During a Round	41
4.2.7 - If a Boxer Wants to Withdraw During the Rest Period	41
4.2.8 - The Final Ten (10) Seconds of a Round	42
4.2.9 - Rest Period	42

APPENDIX A : OFFICIAL'S PATHWAY MANUAL **44**



CHAPTER 1: ADMINISTRATION AND MANAGEMENT

1.1 - COMMONLY USED TERMS & GENERAL CONCEPTS

1.1.1 - Membership

Membership is required for individuals looking to participate as referees, judges, timekeepers, computer technicians, weigh masters, physicians, clerks, glove stewards, competition directors, trainers, or coaches, and ring announcers with USA Boxing. This includes gaining access to the field of play (FOP) at sanctioned events.

Each year, officials must register as non-athlete members, via usaboxing.org. Membership includes an annual background screening (\$35.00 bi-annually), access to USA Boxing official certification courses, sanctioned events, and a USA Boxing passbook. Memberships expire December 31 of each year and may be renewed for next year as early as November 1.

If a particular ring announcer participates regularly, they are required to be a member of USA Boxing and are subject to all membership and certification guidelines. If a chosen ring announcer is not regularly used, we strongly recommend to verify they are in good standing with Safesport, via Safesport database found here:

<https://uscenterforsafesport.org/response-and-resolution/centralized-disciplinary-database/>. Ring announcers are not allowed in the weigh-in area.

1.1.2 - Certification

Certification is the process of becoming an official/coach, to include the completion of all USA Boxing membership and educational requirements. Certifications are good for 24 months from completion of the exam (not by calendar year). Level I and II officials must physically attend an official's clinic and pass the corresponding exam every two years. Officials seeking the Official's Pathway certification can earn their certification online (see Section 1.3.1).

1.1.3 - Passbooks

Certified officials must have an official's (blue) passbook, with current proof of membership and certification. Passbooks must reflect all USA Boxing sanctioned activity (events worked/clinics attended). Passbooks are checked at advancing tournaments and prior to testing/elevation for the next level.

1.1.4 - Official in Charge (OIC)

The official responsible for overseeing an event. USA Boxing officials who completed the Official in Charge certification, have an active USA Boxing Level II or Level III Referee/Judge certification, and met all other membership requirements may work as an official in charge.

1.1.5 - Deputy Official in Charge

Assigned by the OIC, the deputy Official in Charge (OIC) is assigned to assist overseeing an event. The deputy OIC cannot serve as a timekeeper, referee, or judge and must be a Level I Referee/Judge or higher. An official's pathway certified official may not serve as a deputy OIC (referenced as the *Deputy Supervisor* in Appendix L of the USA Boxing rulebook).

1.1.6 - Field of Play

The competition area, to include the ring and immediate area surrounding it. Please review Appendix L of the USA Boxing rulebook for more information.

1.1.7 - USA Boxing Ranking Task Force

Comprised of the R/J Committee Chair and USA Boxing Technical Delegate, they are responsible for the decision of matters surrounding official advancement and evaluation, such as designating approved regional events.

1.2 - REGISTRATION

1.2.1 - Becoming a Member

Membership is required for individuals looking to participate as referees, judges, timekeepers, computer technicians, weigh masters, physicians, clerks, glove stewards, competition directors, trainers, or coaches with USA Boxing. This includes gaining access to the field of play (FOP) at sanctioned events. Each year, officials must register as non-athlete members, via usaboxing.org. Membership includes access to USA Boxing official certification courses, sanctioned events, and a USA Boxing passbook. Memberships expire December 31 of each year. The membership process involves the following:

1. Register for USA Boxing

To gain access to all USA Boxing certification courses, one must register as a non-athlete member via usaboxing.org.

2. Complete the Background Screening

Non-athlete members must complete a background screen annually. Background screenings are 35.00 and paid alongside one's membership. USA Boxing pays for one's background screening every other year and may take up to nine business days to complete.

3. Complete Safesport

All USA Boxing non-athlete members are required to complete Safesport annually, as required by Congress and the United States Olympic and Paralympic Committee (USOPC). Completing Safesport is free of cost and can be accessed through the member portal on usaboxing.org. Safesport certification is valid for one year from completion.

4. Complete the Appropriate Certification Course.

Officials are required to take a certification course, where they learn the fundamentals of officiating Olympic-style amateur boxing. This may involve taking an online course or attending a clinic. Certification courses are free of cost and available to all USA Boxing members. A list of certifications can be found in section 1.3 of this document.

5. Obtain Your Passbook

All coaches and officials are required to have a USA Boxing passbook (red for coaches, blue for officials) to participate in USA Boxing sanctioned events. It's critical that an official's passbook reflects all current certifications and participation experience. Passbooks are sent by their LBC registration chair and checked at advancing tournaments and prior to elevation or testing for the next level.

1.2.2 - Becoming an Official

1. Familiarize yourself with the USA Boxing rules using:
 - This Document
 - The USA Boxing Rulebook: www.teamusa.org/usa-boxing/rulebook/
 - The LBC Clinic PowerPoint
 - An introductory quiz on the 10-point scoring system. Members can register for this via their usaboxing.org account.
2. Earn an official's certification by:
 - a. Logging into your USA Boxing profile and register for the Officials Pathway course

OR

 - b. Attend a USA Boxing Officials' certification clinic and take the corresponding exam. You will receive a blue official's passbook from the LBC Registration Chair.
3. Shadow experienced officials as instructed by the LBC COO. The LBC COO evaluates every new official and determines when they are ready to work, and in what capacity. The LBC COO may require attendance at an in-person official's clinic for advanced training.
4. You are ready to officiate at USA Boxing events! Throughout this process, ask for

feedback and advice. Talk about officiating with your LBC COO, event supervisors, and other certified USA Boxing officials. Look for mentors. Help recruit other people like you!

1.3 - CERTIFICATIONS

1.3.1 - Certification Levels

Officials Pathway

This certification allows one to work **ONLY** as a timekeeper, glove table official, or clerk. Clinic attendance is not required. Officials review the Official's Pathway manual and take an online exam, passing with a score of 80% or better. Officials with this certification **MAY NOT** be assigned as a deputy Official in Charge.

Level I

This allows one to work as a timekeeper, glove table official, clerk, deputy official in charge, judge and referee. A Level I certification is achieved by attending an official's clinic, conducted by a certified clinician, and passing the Level I exam (open book) online. The individual must receive a score of 80 or higher to pass.

Level II

After 24 months, active Level I officials may elevate to Level II. Elevation is achieved by attending an in-person official's clinic, conducted by a certified clinician, and passing the online Level II exam (open-book) with a score of 80% or higher. Officials wishing to elevate must have an approved CME (certification, maintenance, and elevation) form completed by the facilitating clinician and the Chief of Officials of the applicant's LBC.

Level III

After 24 months, active Level II officials may elevate to Level III. To elevate, officials must attend a national pre-tournament seminar, work at the national tournament, as an official, and take a written exam at the tournament. The Level III exam will be administered at the USA Boxing National Championships, USA Boxing National Junior Olympic Championships, and USA Boxing national qualifier tournaments. Group members who wish to have Level III testing at their national tournament must contact the Referee and Judges (R/J) Committee chairman for approval. An official must pass the Level III exam with a score of 90, or better, and have an approved CME (certification, maintenance, and elevation) form to elevate.

Officials may take the exam for maintenance to extend their certification. If an official allows their certification to lapse for more than four years, the official must begin at level I as a new official. If an official allows their certification to lapse but less than four years, the official

must meet the qualifications on the CME (Certification, Maintenance, Elevation) form to recertify at the former level, after attending.

1.3.2 - Testing

Level I and II exams are not administered at clinics. They are completed online and to be taken individually. Officials are advised to have all learning materials available during their exam. An R/J Committee member may review the results of an exam with an official, upon request.

If an official does not pass, they must contact the national office to have their exam unlocked. If an official fails the exam three times, they will contact the R/J Committee Chair and be required to attend another in-person clinic before they can retake the exam.

The Level III exam is written and administered at a USA Boxing national tournaments. The R/J Committee Chair will assign a proctor to administer the Level III exam. If a group member requests a Level III exam at an event, the group member shall be responsible for all costs incurred by the examiner for food, travel, and lodging.

1.3.3 - Recognition

Each official shall be given a patch upon elevation or recertification. The national office will mail the patch directly to the official when they pass the level exam. It is important to recognize the accomplishments of your officials. Present the level patch in the ring when an official is elevated to recognize your official's efforts and achievements. Additional patches are available for purchase by contacting membership services at USA Boxing.

1.3.4 - Certification Maintenance

For an official to maintain their level of certification, they must complete the following:

- Levels I and II
 - Attend an official's clinic every two years.
 - Pass the corresponding certification exam with a score of 80% or higher, within 60 days from the clinic date.
- Level III
 - Work an approved national tournament as an official.
 - Pass the written exam at the event, with a score of 90% or higher.
 - Attend an official's clinic every two years (clinics are not held at national events)

Clinicians must record an official's attendance in their passbook. The Official's Pathway certification only requires completing an online exam every two years, with a score of 80% or better.

Officials must take the exam within 60 days from attending the clinic. Doing so will renew their certification for two years exam completion date. Attending clinics is strongly recommended, as it allows officials to stay current on rule changes, while taking the exam is a good way to retain knowledge.

If an official allows their certification to lapse for more than four years, the official loses their existing certification and must recertify as Level I. If an official's certification is lapsed for less than four years, the official must meet the qualifications listed on the Certification Maintenance Elevation (CME) form to re-certify at the former level.

1.3.5 - Elevation

USA Boxing Officials Working Domestically

Officials who seek to become a Level II or Level III official, a CME (Certification/ Maintenance/ Elevation) form must be completed by the official's COO. Officials who wish to work at a national event must present a completed referral form, signed by the Chief of Officials of their LBC.

To work or elevate at a national tournament, an official must be active at LBC events, which require them to:

1. Be a registered member of USA Boxing, in good standing.
2. Meet the minimum requirements for elevation, as published by the R/J Committee, at time of request.
3. Work at least 25% of LBC events, with their participation marked in their passbook by the event OIC.

If the LBC President and/or LBC Chief of Officials are not willing to sign a CME or referral form on behalf of the official, the official may request a review of the circumstances by the R/J Committee. The R/J Committee will consider the following and decide whether to approve or deny a CME or referral form:

1. If an official worked outside their LBC, each event day worked will count toward the total number of local events worked in their LBC.
2. If an official also worked as a coach during LBC events.
3. The official's overall body of work and performance.

World Boxing Certified Official

USA Boxing officials seeking certification as a World Boxing certified official must:

- Be a USA Boxing member in good standing, per Rule 2 of the USA Boxing rulebook.
- Possess an active USA Boxing Level III R/J certification.
- Actively participate in USA Boxing events, both as a referee and judge.
- Be a Top 5 USA Boxing ranked official for the previous calendar year, in accordance with the *Section 1.4 - USA Boxing Officials Evaluation System*.

- Have judged a minimum of 50 bouts and refereed a minimum of 30 bouts at national events .
- Worked at least one (1) National Elite Championship as an R/J twelve (12) months prior to the World Boxing certification course.

Officials who meet the criteria above are eligible to participate in World Boxing certification courses. USA Boxing's nomination of officials for World Boxing certification courses will be based on the available registration slots for each course. Nominations will be prioritized by an official's ranking as in accordance with USA Boxing's Official Evaluation System. Approval of an official's registration for World Boxing certification courses will be determined by World Boxing, in accordance with World Boxing certification course application procedures.

If nominated and approved, all costs of attending the course, including registration fees, travel, housing, etc., will be the responsibility of the official.

1.4 - USA BOXING OFFICIAL EVALUATION SYSTEM

1.4.1 - Eligibility

To be eligible for evaluation, USA Boxing referees and judges must meet the following criteria:

Domestic (USA Boxing):

- Be a USA Boxing member in good standing, per Rule 2 of the USA Boxing rulebook.
- They must possess an active USA Boxing Level III R/J certification.

International (World Boxing):

- Possess a World Boxing National R/J referee/judge certification and work the following as a referee and/or judge, to qualify for evaluation:
- Work one (1) USA Boxing national tournament and a referee and judge.

To be eligible for international travel, officials must maintain a composite score of 88% or higher, in the three evaluation categories found in section 1.4.3, each year.

Exceptions for extenuating circumstances will be considered, with written approval, from the USA Boxing Ranking Task Force.

1.4.2 - Evaluation Timeline

Officials will be allowed to take the knowledge evaluation test once per calendar year. Each year on December 31, the chairman of USA Boxing's Ranking Task Force will submit the evaluation scores of all officials to the USA Boxing national office outlining the final evaluation scores for that calendar year.

1.4.3 - Evaluation Categories

Officials will be evaluated in the following categories, with the weight of each category listed`

- Judging – 50%
- Refereeing – 30%
- General Knowledge – 20%

Judging – Each official will be evaluated via the Xempower, or other approved computer software, comparing their results to other officials judging the same round and same bout. Officials will be evaluated on round score, overall bout score and the weighted rank of all officials in the tournament.

- An official must judge (60) sixty rounds or (25) bouts during the entirety of a tournament for their scores to count toward their ranking.
- An official must work for the entirety of the event. An official may be excused due to extenuating circumstances by the official in charge of the event, in writing.

Refereeing – Officials active at a national tournament will be assessed using the USA Boxing Referee Assessment Form. Each tournament will have three (3) bouts assessed by a certified World Boxing Technical Official for internationally certified officials or a USA Boxing certified Technical Official for domestic, USA Boxing Level III officials. The final score of the referee portion will average the two (2) most recent USA Boxing national tournaments worked.

Knowledge – A 50 question exam shall be taken annually by all officials. This test will be administered in person, on paper, at USA Boxing national tournaments. Complete details can be found at: [www.teamusa.org/usa boxing/membership/for-officials](http://www.teamusa.org/usa-boxing/membership/for-officials).

1.5 - INVITED OFFICIAL SELECTION PROCESS

USA Boxing is committed to the education and betterment of officials from the grassroots to the national level. USA Boxing has a history of inviting qualified officials to national tournaments; ensuring competitors will be judged by the highest standard of officiating. Below, you will find the selection process used to assess referees and judges skill level for opportunities to be invited to a USA Boxing national tournament.

1.5.1 - Selection Criteria:

- Must be a USA Boxing member in good standing
- Active in their LBC
- Obtained a referral from the Chief of Officials of their LBC
- Attended a USA Boxing national tournament between 2018 – present
 - Has been assessed by the Official in Charge, or their designee, on their performance in and around the ring
 - **Judging** – a minimum of 25 bouts must be scored in full duration. The total percentage of the computer software used must be 85% or higher.
 - **Referee** – A minimum of three (3) bouts will be evaluated and the official must have a satisfactory grade.

Officials who meet the criteria may be invited to a USA Boxing national tournament, at the discretion of the selection committee.

1.6 - OFFICIAL ASSIGNMENT FOR LBC & REGIONAL EVENTS

At the LBC and regional level, the official-in-charge is responsible for assigning referees and judges.

1.6.1 - Minimum Number of Officials

The minimum number of officials required to contest a sanctioned event at the LBC level is six certified R/J's, including one certified as an OIC, **OR** five certified R/J's, including one certified as an OIC, and one certified Pathway official. Referees are prohibited from judging the same bout.

1.6.2 - LBC Event Guidelines

- Prior to assigning officials, R/J's should be asked if they have a conflict that may hinder them from providing the best decision possible.
- R/J's should not be related to any boxer or coach participating in the bout.
- R/J's should not be a (former) coach of either boxer in the bout.
- If the official-in-charge identifies a conflict/feud between officials or coaches, that is perceived as biased, those officials should not work in a decision-making capacity.
- Officials can work as a timekeeper, glove table official or the Official in Charge of that bout. (**NOTE:** Pathway officials are ineligible to serve as a deputy official in charge).
- Operating as an R/J and a coach at the same event is allowed. If there are an abundance of officials, only those acting as a referee or judge should be allowed to work in a decision-making capacity. Officials also operating as a coach should be placed in non-decision-

making positions around the field of play. They will receive credit for working the event as an official.

- The number of bouts each official is assigned (as a referee or judge) should be performance-based using metrics produced by the computer scoring software, paper judging evaluation sheets, and/or the referee evaluation sheet (if applicable). Judges with the highest scores should be used more frequently.
- Strong referees should be used for bouts that present a higher safety risk, such as: Elite, Youth, J.O. and Masters bouts in the top 6 weight categories.

1.6.3 - Regional Events Guidelines

- Officials should not also work as a coach at the same event, unless there is an abundance of officials to preserve neutrality.
- The region should choose the most experienced official as the official-in-charge for the tournament. The official-in-charge should consult with each LBC designee in attendance to determine the skill level of their officials, aiding in the assignment process.
- If the official-in-charge identifies a conflict/feud between officials or coaches, that is perceived as biased, those officials should not work in a decision-making capacity.
- Prior to assigning officials, R/Js should be asked if they have a conflict that may hinder them from providing the best decision possible.
- R/Js should not be a (former) coach for either boxer in the bout.
- R/Js should not be related to any boxer or coach participating in the bout.
- R/Js should not be registered to the same club belonging to either boxer in the bout.
- The number of bouts each official is assigned (as a referee or judge) should be performance-based through metrics produced by the computer scoring software, the paper judging evaluation sheets, and/or the referee evaluation sheet (if applicable). Judges with the highest scores should be used more frequently.
- Strong referees should be used for bouts that present a higher safety risk, such as: Elite, Youth, J.O. and Masters bouts in the top 6 weight categories.

1.6.4 - Neutrality Assignments

Example: This is a bout at contested a regional tournament:

- There are 4 LBCs present
- 5 judges have been assigned to the bout
- Boxer A is from LBC 1,
- Boxer B is from LBC 2.

Assignments:

Judge 1, LBC 1 | Judge 2, LBC 2 | Judge 3, LBC 3 | Judge 4, LBC 4 | Judge 5, LBC 3 | Referee LBC 4

Explanation: Boxer A and B have equal representation in the bout. If an abundance of officials is available, no officials from LBC 1 or LBC 2 should work in a decision-making capacity (referee or judge). Also, LBC 3 and LBC 4 have an equal amount of representation. In the interest of fair play, officials should strive to be stewards of their LBC. Placing one's ego and pride aside renders the best possible decisions to allow officials to conduct themselves positively, in a way that will influence boxers and coaches.

1.7 - DRESS CODE

Officials must abide by the following while in the competition venue:

- A referee's attire must comply with Rule 34.5 of the USA Boxing rulebook. For affiliated member events, specific attire may be worn with USA Boxing approval.
- For safety, referees are strongly recommended to wear surgical gloves (white or transparent) when officiating.
- Referees may wear a smooth wedding band. Other forms of jewelry or accessories are prohibited.
- If eyeglasses are needed, only sport glasses with shatterproof lenses shall be worn.



CHAPTER 2: REFEREES

2.1 - COMMANDS

Referees use a variety of commands to instruct boxers on appropriate procedures, while maintaining order and ensuring safe competition.

2.1.1 - “Time” Command

The referee will verbally declare “Time!” followed by placing their hands in a “T” formation (see illustration).

The command shall be used when:

- A temporary stoppage for the following exceeds ten (10) seconds:
 - Gumshield is displaced
 - Boxer’s attire/uniform requires attention
 - A boxer is escorted to the ringside physician (injury)
 - Equipment malfunction (scoring system, ring equipment)
 - Situations outside the referee’s control (building failure)
 - Low blow situation requiring a 90 second recovery period
 - The boxer falls out of the ring
- Boxers are required to stop throwing punches.



2.1.2 - “Stop” Command

The referee will loudly declare “Stop!” while inserting themselves between the boxers to interrupt the boxer’s action, followed by an action to indicate the reason for the command.

Referees may utilize this command to:

- Take control if previous commands go unaddressed (i.e. boxers failing to break)
- Issue a caution/warning or reprimand a foul
- In the event of a knockdown/knockout
- Issue an eight (8) count
- Address infighting between boxers
- If a boxer cannot continue after the rest period or a second is on the apron

2.1.3 - “Box” Command

The referee will declare “Box!” while placing both arms outward in front of them with the back of their hands facing the boxer, and stepping backwards, allowing the boxers to engage. This command is used to start each round, along with resuming the contest after a pause in action.

2.1.4 - "Break" Command

This verbal command is given right outside where the boxers are standing, used to separate them after a period of prolonged holding. If the boxers do not comply, it is acceptable for the referee to gently separate them place an arm's length away. Additional things to note:

- The referee may not push or grab boxers.
- When boxers are against the ropes or in a corner:
 - It is not required to separate the boxers if the infighting is clean.
 - It's not required to bring them to the center of the ring, if separated.
- Use cautions and warnings to address fouls, rather than commanding "Break!"
- Referees must insist both boxers take one step back before resuming the contest.
- If one boxer's hands are free, do not command "Break!" as there is no clench.
- Referees should never walk in-between boxers after ordering "Break!"

2.2 - PRE-BOUT PREPARATION

Preparation helps our officials perform their best. Preparation can be physical, mental, and administrative. Below are items officials should prepare for:

2.2.1 - Physical

- Warm-up (stretch, mild calisthenics, etc.)

2.2.2 - Mental

- Concentrate on the task at hand; check personal matters at the door.
- Clear the mind of any negativity.
- Stay focused, calm and balanced.

2.2.3 - Administrative

- Prepare for the bout
 - Have surgical gloves and gauze pads ready; wear gloves before entering the ring.
 - Verify uniform is clean and tidy.
- Identify positions around the ring
 - If multiple rings are present, know where the sounding device is located.
 - If televised, locate and face the main camera when decisions are announced.
 - Know where the official in charge, ringside physician, timekeeper, and all judges sit.

- Duties prior to the bout
 - Referees must enter the ring before both boxers.
 - The first referee for each session must inspect the ring for flaws with all subsequent referees providing a quick inspection prior to each bout.
 - Invite both boxers to the ring when ready.

2.2 - MOVEMENT

- The referee should always walk smoothly and relaxed, with their hands down.
- Referees should always walk, not run, to the desired position, while avoiding walking backwards as much as possible.
- When boxers move clockwise, the referee may move counterclockwise and vice versa.
- Referees should never walk in-between boxers after issuing a caution, the “Stop!” or “Break!” commands.

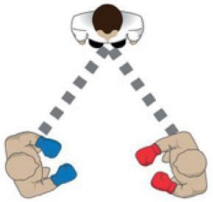

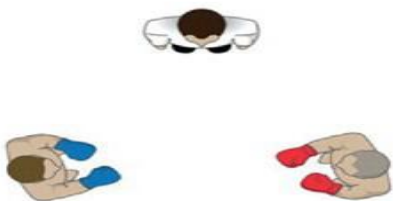
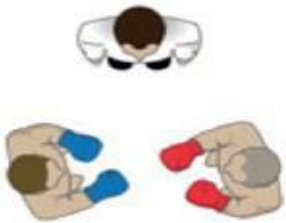
2.3 - POSITIONING

2.4.1 - General Positioning

During the bout, the referee should :

- Stay on the open side as much as possible when refereeing a left-handed boxer vs. a right handed boxer.
- Use the distance between the boxers to dictate their distance from the action. Refer to the illustration on the following page.
- Referees should never be:
 - Behind the boxers
 - In the corners
 - Against the ropes
 - Facing away from one, or both boxers
 - Too close or too far from the boxers

2.4.2 - Distancing Illustration

<p>Referees shall always try to maintain the "V" position.</p>	
<p>Two boxers at a long distance from each other. The referee should keep a measured distance from the boxers.</p>	
<p>Two boxers at a medium distance from each other. The referee should close the distance slightly between themselves and the boxers.</p>	
<p>Two boxers at close distance. The referee should further close the distance between themselves and the boxers.</p>	

2.5 - FOULS

There are three types of fouls: Minor, Major, and Flagrant. Classification is based on the caution, warning or disqualification criteria that can be issued.

Type	Characteristics
Minor	<ul style="list-style-type: none"> • Low head, but not dangerous • Slight holding, not causing advantage • Slight pushing, not causing advantage • Not stepping back on the command "Break!" • Stepping on the opponent's toe
Major	<ul style="list-style-type: none"> • Low blow • Holding • Hitting behind head or behind back • Pushing • Slapping • Holding and hitting • Low Head • Passive Defense • Gum shield/ mouthpiece falls out or knocked out
Flagrant	<ul style="list-style-type: none"> • Headbutt • Lacing • Slamming opponent to the canvas • Strike opponent without taking a full step back on the command "Break!" • Hitting while opponent is down • Hitting after the bell • Hitting behind the head (intentional) • Hitting behind the back (intentional) • Hitting with the elbow • Hitting with shoulder • Spitting out gum shield

For flagrant fouls, the referee should command "Stop!" and give a strong caution or warning. If there is no other option, the referee may disqualify the boxer. If a referee suspects a foul had been committed that went unseen, the referee may consult the judges.

2.5.1 - Consulting the Judges

If a referee must consult the judges during a bout, they must perform the following:

- Command "Time!" and direct the boxers to the neutral corners
- Ask each judge, "Foul?", "No Foul?" or "Didn't see?"
- Each judge will reply with one of those three answers
- A decision will be made based on the majority of judges who answered "Foul" or "No Foul." **NOTE:** Only the opinions of the judges that saw the foul will be considered.

Example: The referee stops the bout to consult the judges. Two judges answer "No Foul." Two judges answer "Foul." The fifth judge did not see the foul. As there was no *majority* decision, the outcome is "No Foul."

Referees must be mindful that ONLY the votes from Judges that saw the infraction can be utilized. Judges who answer "Didn't See" shall not have their vote utilized.

2.5.2 - Infighting

The Referee must distinguish between "infighting" and "clinching".

- **Clinching:** When one, or both boxers lead and for a moment their arms become locked together. This is not an offense.
- **Infighting:** When a boxer balances steadily on one's own feet without leaning on the opponent and can stand upright at any time, without falling forward.

A clinch becomes an offense when a boxer does not disengage and continues to hold. Furthermore, the offense is aggravated when a boxer clinches continuously and utilizes it as a tactic or to gain an advantage. When a clinch becomes "awkward" and there is a potential for injuries/major fouls, the referee must command, "Stop!" immediately. In an awkward clinch, a boxer is in a defenseless position.

Proper infighting is when a boxer balances steadily on one's own feet without leaning on the opponent and can take an upright position anytime without falling forward.

2.5.3 - A Foul After the Bell

If a foul takes place after the bell sounds and merits a warning, the referee should wait until the start of the next round. At the commencement of the next round, the referee should command "Stop!" then issue a caution or warning following the proper procedure.

2.6 - CAUTIONS AND WARNINGS

CAUTION	WARNING
Advice or an admonishment for a less serious infringement/foul.	When a boxer breaks the rules but does not warrant disqualification.

- The number of cautions given before a warning is issued is at the discretion of the referee.
- Cautions should not be given during the one (1) minute rest period.
- If a foul takes place after the bell has sounded and merits a warning, the referee should wait until the commencement of the next round.
- After a warning, a boxer can be cautioned for the same offense, at the discretion of the referee. A third warning is automatic disqualification.
- For minor fouls, a caution can be given without stopping the bout.
- For flagrant fouls, the referee should command “Stop!” and give a strong caution or warning. If there is no other option, the referee may disqualify the boxer.
- Cautions and warnings must be given in such a way that the boxer, judges, and the official in charge understand the offense. The referee should demonstrate this by giving hand signals that are appropriate for the offense.

2.6.1 - Issuing a Warning

- First, the bout must be stopped by commanding “Stop!” (not “Time!”).
- The offended boxer must be sent to the neutral corner.
The offender will be issued a warning (indicated with the thumb), by clearly showing the infringement to the offending boxer, then by indicating it to the official in charge.
- The referee continues the bout through use of the command, “Box!” This command should be given only after the referee verified the offender clearly understood the warning.

2.6.2 - Disqualifying a Boxer

- Both boxers must be sent to their respective corners. **NOTE:** referees should not accompany a disqualified boxer to their corner.
- The corner color of the offending boxer and reason for disqualification must be reported to the official in charge.
- A boxer may be disqualified without a previous warning.

2.7 - KNOCKDOWNS

2.7.1 - Definition of a Down

A boxer will be considered knocked down due to a legal blow if:

- The boxer touches the floor with any part of the body other than the boxer's feet as the result of a blow or series of blows.
- The boxer hangs helplessly on the ropes as the result of a blow or series of blows.
- The boxer is outside or partly outside the ropes as the result of a blow or series of blows.
- Following a hard punch, the boxer has not fallen and is not lying on the ropes, but is in a semi-conscious state and cannot, in the opinion of the referee, continue the bout.

2.7.2 - Eight (8) and Ten (10) Counts

Counts allow an official to assess the status and presentation of a boxer to determine whether they can continue boxing, safely. The count used depends on situation and circumstance. See the corresponding section for additional information on utilizing the proper count.

1. The referee will command, "Stop!" and send the opposing boxer to the neutral corner.
2. The referee will position themselves properly in front of the afflicted boxer.
 - The boxer receiving the count must have full view of the referee **at all times**.
 - The referee must maintain an adequate distance from the injured boxer, allowing them to see the boxer's entire body.
 - The referee should angle themselves to see the other boxer in the neutral corner, while concentrating on the boxer receiving the count. The referee shall not turn their back on the boxer receiving the count to verify this.
3. The referee will begin their count by placing their hands, at arm's length, directly in front of the injured boxer. Their hands will remain in that position for the entirety of the count.

One second must have elapsed from the time the boxer is knocked down to the time the number one (1) is announced, commencing the count.

4. Starting with one (1), the referee will count in one second intervals, indicating each second with their hand(s), so the boxer is aware of the count.
 - The referee shall refrain from counting in a way that lowers their hands after each number.
 - The referee may suspend the count if they notice the opposing boxer leave the neutral corner during the count.
5. The referee shall continue the count, continuing to assess the boxer. At that time, they referee may:
 - Determine the boxer can continue safely and continue the bout.

- Determine the boxer cannot continue safely and conclude the bout.
- Other (depending on the situation. Please refer to the appropriate section of this manual).

When administering an eight (8) or ten (10) count, always pay attention to:

- The boxer's eyes and facial expressions.
- The boxer's balance, gait, and stability.
- The boxer's body language (i.e. hands up, eyes forward, eagerness to continue, etc.)
- The boxer's desire to continue.

2.7.3 - Mandatory Eight (8) Count

When a boxer is knocked down as the result of a blow, the bout must not continue until the referee has reached a mandatory eight (8) count, even if the boxer is ready to continue before the end of the count or end of the round.

2.7.4 - In the Event of a Knockdown

The referee must command "Stop!" then:

- Count from one (1) to eight (8) if the boxer is fit to continue.
- Count from one (1) to ten (10) if the boxer is unfit to continue.

NOTE: It is not always necessary to count to eight (8) or ten (10). The referee may stop the count and wave off the bout at any time during the count, for the safety of the boxer.

2.7.5 - If a Boxer is Down Due to a Slip

If a boxer goes down, but not due to a punch (slip, getting stepped on tripped, etc.), the referee will waive their hands to signal a slip, not a knockdown.

2.7.6 - Opponent's Responsibilities

If a boxer is knocked down, their opponent must immediately head to the neutral corner designated by the referee. They must remain there until instructed by the referee. If the downed boxer's opponent disobeys the referee's order, the referee must suspend the count until the opponent complies with the command.

2.7.7 - Boxer Knocked Out of the Ring

If a boxer is punched out of the ring by a legal blow, the boxer is allowed thirty (30) seconds, upon the conclusion of an eight (8) count to enter the ring, **unassisted**.

If this occurs, the referee must perform the following:

- The referee will begin the eight (8) count as soon as the boxer goes out of the ring.

- If the boxer is still out of the ring after the eight (8) count, the referee must command “Time!” to the timekeeper. The timekeeper will start the clock for thirty (30) seconds. Once twenty (20) seconds have passed, the timekeeper will call out the remaining ten seconds, with a signal for each second.
- If the boxer is not able to reenter within the allotted 30 seconds, their opponent will be deemed the winner by RSC.

2.7.8 - Boxer Falls Out of the Ring

If a boxer falls out of the ring on their own accord and does not come back within the aforementioned timeframe, said boxer will be deemed to have lost the bout by RSC.

2.7.9 - Boxer Pushed Out of the Ring

It is not necessary for boxers pushed out of the ring to receive an eight (8) count.

If a boxer is pushed out of the ring, the referee must:

- Command, “Time!”
- Have the timekeeper begin a sixty (60) second count.
- If the boxer is unable to enter the ring *OR* enters the ring, but appears unfit to continue, ask the ringside physician to examine the boxer.
 - If the ringside physician declares the boxer is unfit to continue, the offending boxer will lose the bout via disqualification.
 - If the ringside physician declares the boxer is fit to continue, the referee will issue a warning to the offending boxer, then resume the bout.

2.7.10 - Boxer Knocked Down at the End of a Round

If a boxer is knocked down at the end of any round, the referee must continue to count until the boxer is no longer knocked down, irrespective of the end of the round. Should the referee count to ten (10), the boxer will be deemed to have lost the bout by KO. The bell does not save the boxer.

2.7.11 - Second Knockdown Without a Further Punch

A boxer is knocked down due to a punch. The referee conducts an eight (8) count and determines the boxer can continue. If that boxer falls again without receiving a punch, the referee may continue the count, starting at eight (8) and ending at ten (10) *or* they may stop the bout immediately.

2.7.12 - Boxer Downed By a Foul Blow

Referee Sees the Blow

If the offended boxer does not complain and the low blow was not hard and intentional, the referee must signal the foul without interrupting the bout.

If the offended boxer complains about the severity of the low blow, the referee may:

- Disqualify the offending boxer if the foul blow was hard and intentional.
- Begin an eight (8) count.

NOTE: The referee may still disqualify the offending boxer after starting an eight (8)-count, if the eight (8)-count is not completed. However, once the referee completes the eight (8)-count, the referee must perform the following:

After the eight (8) count:

- If the boxer is fit to continue, the referee may issue a warning to the offender, at their discretion, and the bout will continue.
- If the boxer is unfit to continue, the referee will afford the boxer 90 seconds to recover.
- The timekeeper will signal at 30, 60, and 90 seconds.

After ninety (90) seconds, the referee will assess the boxer:

- If the boxer is fit to continue, the referee may issue the offending boxer a warning and the bout will continue.
- If the boxer is **NOT** fit to continue, the offending boxer is declared the winner by RSC-I.

Referee Does Not See the Blow

Refer to section 2.5.1 - Consulting the Judges.

Other Foul Blow

Eight (8) counts due to any foul will not count towards the compulsory count limits. After the eight (8) count, the referee must give a clear signal of the infringement to the offending boxer to make clear the count was due to a foul.

2.7.13 - Knockout

If a referee is performing a ten (10) count and says the word “ten,” the bout ends with the outcome as knockout (KO). A referee may stop the count if the boxer needs immediate medical attention. This will also be considered a KO.

2.8 - INJURIES

The referee will perform the following in the event of an injury (this may also apply to a knockdown).

2.8.1 - General Injury

Upon noticing an injury (or knockdown), the referee will begin a standing eight (8) count. After the eight (8) count, the referee will determine whether the boxer is fit to continue. If the boxer is unable to continue, the referee will escort the boxer to the ringside physician.

At this time, the referee will decide whether the cause of the injury was due to:

- A Foul
- An Accident
- Simulation
- A Legal Blow

If the referee sees the boxer go down without receiving a punch, they must quickly determine if the boxer is in pain (and showing).

- If the boxer shows they are in pain
 - The referee should command, "Time!"
 - Escort the boxer to the doctor, or vice versa. If the doctor determines the boxer cannot continue, the referee must waive off the bout. The injured boxer loses the bout via RSC-I.
- If the boxer does not show they are in pain
 - The referee will begin an eight (8) count.
 - For a low blow, the referee will follow the appropriate procedures.
 - For a legal blow, the referee will follow the appropriate procedures as long as the boxer is down.

2.8.2 - In the Event of a Cut

Upon noticing any bleeding:

- The referee shall command "Time!"
 - The referee may escort the boxer to the ringside physician, depending on the severity of the injury.
 - The referee will approach the affected boxer and clean around the injured area using a sterilized gauze pad (depending on severity).
 - The referee must NOT touch the injured area.
- Once the injured boxer is cleaned, the sterilized pad is to be discarded *immediately* into the plastic bags located in the neutral corners.
- If an injured area continues to bleed, the referee will consult the ringside physician.

- The ringside physician will inform the referee whether the boxer is fit to continue.

If a facial cut is not severe, the referee will not stop the bout. If a facial cut is severe, the referee will take the boxer to the ringside physician and immediately inform the official in charge of the cause of the injury:

- Intentional head butt
- Accidental head clash
- Legal blows

Even if uncertain, the referee should escort the boxer to the ringside physician because safety is always the primary goal.

2.8.3 - Nose Bleeds

Minor

If a small trickle of blood comes from the boxer's nose, it is not necessary for the referee to stop the action.

Severe

If there's excessive bleeding from the nose, the referee should stop the action to clean the blood. The referee is only responsible for wiping the blood using a sterilized gauze pad. The referee should not touch, squeeze, push or place anything in the nostril of the boxer.

The procedures in Section 2.8.2 – *In The Event of a Cut*, may be used if the bleeding continues after the initial cleaning or the referee feels the boxer nose should be examined by the ringside physician.

2.8.4 - Disposal of Gauze

- If the referee must clean blood from a boxer, they will command "Time!"
- The referee will escort the boxer to the neutral corner (preferably where the ringside physician is located). There, the referee will produce sterilized gauze.
- The referee will clean the bloody area. If the referee determines there is a need for the ringside physician, they will ask the physician to examine the boxer.
- The referee will dispose of the used gauze in the hygiene bag located in the neutral corner.
- The referee must not continue to hold the bloody gauze nor place it back in their pocket.
- The referee must ensure the other boxer remains in the opposite neutral corner.



CHAPTER 3: JUDGES

3.1 - SCORING

3.1.1 - Ten Point Must System

At the end of each round, judges determine the winner of each round by awarding a score of ten (10) points to the superior boxer and a score between seven (7) to nine (9) points to the losing boxer, dependent on the degree to which the opponent lost the round. Every round must have a declared winner.

3.1.2 - Scoring Pad



1. **Score Indicator** - Indicates the selected score for each boxer.
2. **Score Selector** - Increases/decreases score when pressed.
3. **Confirmation Button** - Confirms and sends the score displayed when pressed.

3.1.3 - Scoring System Malfunction

If the scoring system were to malfunction during a bout, the listed officials will perform the following:

Official in Charge:

- They will notify the referee the scoring system is down and advise the judges to use manual score cards (see section 3.1.4 – Score Cards).

Referee

- They will command, “Time!” and send each boxer to the neutral corners.
- They will inform each judge to begin using manual score cards.
- Score cards will be collected after each round, verified scores are written clearly and correctly, then given to the official in charge.

Judge

- Bouts will be scored using manual score cards when directed by the referee.
 - If the scoring system fails at any time during a round, that round must be scored manually.
- At the end of each round, score cards will be handed to the referee for review. If no discrepancies are found, score cards will be handed to the official in charge.

3.1.4 - Score Card

If the scoring system fails or is not available, score cards will be on each judge’s table.

Each score card will record one (1) round.

The following information should be filled out:

- Date
- Competition
- Bout number
- Judge’s seat number
- Judge’s name
- Boxer’s score in the round
- The winner must be marked (only to be filled at the end of the last round)
- Signature

USA BOXING		
Judges Score Card		
DATE:	COMPETITION:	
BOUT NUMBER:	JUDGE NUMBER:	
JUDGE'S NAME:		
RED	ROUND NUMBER	BLUE
ROUND SCORE		ROUND SCORE
In case of tie, select Red or Blue as your preference at the end of the bout only		
WINNER < RED OR BLUE >		
SIGNATURE OF JUDGE:		
REVISED 2.2817		

The judge will hand in their score card to the referee after each round. Score cards must be written clearly.

3.1.5 - Awarding of Points

Each judge shall score independently the merits of each boxer using the following criteria:

Number of Quality Blows on Target Area

- Blows must meet the legal blow criteria
- Quantity and quality of these blows should be considered
 - When the quantity of blows is equal, the quality of the blows can decide the winner of the round. **Example:** Ten (10) jabs and ten (10) power punches have the edge over twenty (20) jabs.
 - When the quantity of blows is not equal, the quality of the blows can decide the winner of the round. **Example:** Seven (7) jabs and seven (7) power punches (14 total) have the edge over sixteen (16) jabs.

Domination of the Bout - Technical and Tactical Superiority

When evaluating which boxer is more dominant, consider the following:

- A boxer who is controlling the bout with a combination of attack and defense.
- A boxer who is the “Effective Aggressor.”
 - A boxer who is constantly attacking by going forward is not necessarily an “Effective Aggressor.”
- A boxer who controls the bout with a combination of attack and defense, he scores cleanly while defending against counter punching.
- A boxer who forces the action and sets the tempo of the bout.
- A boxer who causes their opponent to miss, leaving them vulnerable to punches
- A boxer throwing effective counter jabs, standing off their opponent
- A boxer who sets the positions in the ring and the pace of the action (i.e. lateral movement).
- A boxer who neutralizes style/ type of boxer: **Example:** slugger vs boxer, southpaw vs orthodox, cuts off the ring, works opponent into a corner etc.
- Successfully avoids the clean hit of an opponent through blocking, slipping, weaving, parrying, and good footwork.
- Effective body punching can be utilized as a tactic, as it requires technique to execute.
- Running and holding is **NOT** a valid boxing defense, as it impedes the tactics of good boxers. Also, holding is an infringement of the rules.
 - Pushing is never a valid tactic, as it is a foul.

Competitiveness

When evaluating which boxer is more competitive, consider the following:

- A boxer who is consistently trying to win through the entire bout.
- A boxer who continuously shows strong desire to compete and win.
- A boxer who continuously shows initiative to win.
- A boxer with inferior condition who tries to overcome and win the bout.

3.1.6 - Scoring a Bout

Judges award a score of ten (10) points to the boxer who was believed to have performed better. The other boxer shall receive a lesser score, reflective of their performance compared to their opponent. Those scores are:

10 – 9: A close round

10 – 8: A clear winner

10 – 7: Total dominance

10 – 9 Round: Close Round

- Both boxers are evenly matched in most criteria.
- Close rounds may include an eight (8) count.

10 – 8 Round: Clear Winner

- There is a clear winner due to a noticeable difference in the number of quality blows scored.
- There was a smaller difference in the number of quality blows scored, but one boxer was technically and tactically superior.

10 – 7 Round: Total Dominance

- One boxer dominated the other boxer in all criteria.
- There is a significant difference in the number of quality blows scored by the winning boxer.

3.1.7 - Summary

Measuring the number of quality blows to the target area is the most important scoring criteria. After all, we are a contact sport. At the same time, it's understood all bouts are different and have unique qualities.

We can determine the winner of each round through the number of quality blows to the target area alone. However, the R/J Committee and USA Boxing created the additional criteria as an added layer of quality control, to ensure the best possible outcome.

USA Boxing strives to provide all our officials with various tools and resources to perform their best. This investment is for the betterment of our boxers and fulfillment of our mission.



CHAPTER 4: ADDITIONAL PROCEDURES

4.1 - BEFORE THE BOUT

The following is to be performed by the referee before each bout:

4.1.1 - Before Starting the Bout

Please see Section 2.2 *Pre-Bout Preparation*.

4.1.2 - Starting the Bout

- The referee will verify judges, and ringside physicians are in position. Referees should not indicate a respective position to each judge or physician.
- Invite both boxers into the ring.
- Check each boxer to ensure everything is in order (headgear, gloves, mouthpiece, etc.).
- Bring both boxers to the center of the ring for pre bout instructions.
- The referee will signal the Official in Charge to verify the bout can begin.
 - If so, the referee will signal the timekeeper/operator to ring the bell.
- The referee will command “Box!” officially starting the bout.

4.1.3 - Pre Bout Instructions



Pre-Bout instructions are to be given to both boxers at the same time, by the referee, in the middle of the ring. Instructions are most effective when short and to the point:

- Low head – point to the head and say, “Head Up!”
- No punches to the back of the head.
- Holding – indicate the holding signal and say, “No Holding!”
- Beltline – point to the beltline to indicate legal blows.

4.2 - DURING THE BOUT

4.2.1 - Speaking to the Boxers

- The referee is encouraged to speak to the boxers during the action for minor fouls and holding. This is known as a “soft caution.”
- The referee should only use basic language when speaking to the boxers. (Ex. “No Holding,” “Head Up”).
- When possible, the referee should call out the boxer by using the corner allocation of the offending boxer. (Ex. “(Red), No holding”; “(Blue) Head-up.”)
- The referee should only use language/phrases both boxers understand.
- The referee’s command should not give an advantage/disadvantage to either boxer.
- Simple English commands are recommended.

4.2.2 - Issuing a Caution

Minor Fouls

- Referees should not stop the bout.
- Referees should seek the best position to obtain a clear line of sight of the offending boxer.
- It’s not necessary to give the caution immediately but should be issued in a timely manner.
- The referee should give brief, verbal signals to indicate the infringement.

Persistent Minor Fouls

- The referee should command “Stop!”
- It’s not necessary to send the other boxer to the neutral corner.
- Referees may issue a strong caution to the offending boxer using hand AND verbal gestures.
- Referees must pay complete attention to the offending boxer and give a **very clear** signal of the infringement or foul.

Flagrant Fouls

- The referee must command, “Stop!”
- Referees may issue a strong caution using hand AND verbal gestures to the offending boxer.

4.2.3 - Issuing a Warning

- Command "Stop!"
- Send the boxer not being warned to the neutral corner.
- Bring the offending boxer to the center of the ring.
- Indicate to the offending boxer the infraction, using the whole hand. Then *Very Clearly*, state the infringement verbally and demonstrate it through use of a hand signal.
- The warning should be issued to the offending boxer and the official in charge, through use of the thumb, to indicate a warning was given.

4.2.4 - Issuing a Disqualification

- Command "Stop!"
- Follow the *Issuing a Warning* procedure found in Section 4.2.3 above.
- Send and verify both boxers retire to their respective corner.
- Immediately advise the official in charge of the reason for the disqualification.
- Signal the disqualification by waiving off the bout.
- The referee will instruct both boxers to remove their gloves and headgear.
- The referee will retire to a neutral corner until the official decision is ready to be announced. **NOTE:** Referees must not engage in discussion with boxers/coaches.

4.2.5 - Administering an Eight (8) Count

See section 2.7.2 – *Eight (8) and Ten (10) Counts* for procedures on administering a count.

In the Event of a Knockout

- Then perform the steps outlined in Section 2.7.2
- After the referee says "ten", the bout ends and must be decided as a KO.

In the Event of a Knockout That Requires Medical Attention

- If the referee determines an eight(8) or ten (10) count would be detrimental to the safety of the boxer, they may waive off the bout immediately and request medical attention.
 - Depending on the severity of the injury, the official in charge may execute the Official in Charge protocol.
- The referee may not move the boxer under any circumstance, unless requested by the ringside physician.
- The referee shall not remove anything from the injured boxer (i.e. mouthguard, headgear, gloves, etc.).
 - Please review the Official in Charge protocol for appropriate item handling.

- The referee will verify no other personnel are in the ring, except the ringside physician (unless requested by the physician).

Cleaning Gloves

If a boxer falls to the canvas, the referee must:

- Command "Stop!"
- Ask the boxer, with a gesture, to extend arms and show gloves (See illustration).
- Wipe the gloves of fallen boxer with their hands, not their shirt.
- Command, "Box!" to resume the bout.



4.2.6 - A Second Appears on the Apron During a Round

If a boxer's second mounts the apron during a round, the referee must:

- Command "Time!" or "Stop!"
- Send both boxers to their neutral corner.
- Verify with the second why they mounted the apron.
 - Are they asking to stop the bout or withdraw their boxer?
 - Did the boxer forget their mouthpiece/gumshield?
 - Does the boxer's uniform need to be adjusted?
- The nature of the conversation with the second may influence the referee's decision.
 - If the bout is stopped, the opponent would be declared the winner via Abandon (ABD). **NOTE:** Additional information on decisions can be found under Rule 15 of the USA Boxing rulebook.
 - If the matter can be addressed, the bout may continue.

4.2.7 - If a Boxer Wants to Withdraw During the Rest Period

If a boxer wants to withdraw during the rest period:

- The referee must wait until the start of the next round. The official shall not declare a win via Abandonment (ABD) during the rest period.
- The referee will not consult with the official in charge, nor the opposing corner, on the boxer's withdrawal during the rest period.
- At the commencement of the next round, if the boxer or coach clearly signals retirement, the referee will command "Stop!"
- The referee will inform the official in charge and opposing corner of the decision.
- The other boxer will be declared the winner via ABD.

4.2.8 - The Final Ten (10) Seconds of a Round

During the final ten (10) seconds of a round, the bell/gong operator will create an audible sound loud enough to be heard by the boxers, referee, and surrounding officials. This indicates the final ten (10) seconds of the round.

At this time, the referee should move closer to the action and be ready to intervene, in preparation for a late hit.

If a Boxer Confuses a Bell (termination of a round)

This applies to plural competition when more than one ring is in use.

If one or both Boxers lower their gloves or begin walking to their corner before the round ends:

- The referee will command “Stop!” and signal to both boxers to be in “ready” position.
- The referee will command “Box!”
- If both boxers remain in the ready position but look confused, the referee will command “Box!” once more.

4.2.9 - Rest Period

During the Rest Period

- The referee must ensure both boxers retire to their respective corner.
- The referee must respect that the rest period is for boxers and coaches, and not interfere.
- It is not mandatory that boxers face each other during the rest period, therefore the referee should not caution.
- During the rest period, the referee should:
 - Stand in the neutral corner with both arms down the side or behind their back.
 - Not hold the ropes or lean back into the corner.
 - Check their attire.
 - Check with both corners for any issues/concerns.
 - Check with the official in charge, the ringside physician(s) and judges, if needed.
- If the referee noticed more than two coaches/seconds on the ring apron, the referee must ask one to dismount.

Ten Seconds Left in the Rest Period

- Upon hearing the signal, the referee should move to the center of the ring.
- The referee will observe both corners and verify the boxers are preparing to box.
- If the coaches have yet to retire to their seats, the referee shall give the appropriate verbal command and gesture to the coaches to exit the ring.
- Verify both boxers have their mouthpiece and no excessive Vaseline/water.
- Make sure both corners are clear (no water puddle in the corner, no items left on the apron, etc.).
- It is permissible for the referee to remind the boxer(s) of any infraction committed in the previous round.

Appendix A : Official's Pathway Manual



**USA
BOXING®**

Officials Pathway

Rules and Mechanics

For:

Timekeepers, Clerks, and Glove Table Officials

Foreword

Welcome,

USA Boxing wants to thank you for your commitment to the sport of boxing. Whether you're a new official or a veteran of the sport, your willingness to help our boxers, coaches and other officials is truly appreciated. In this document, we will cover some of the rules and mechanics that pertain to the positions of the Timekeeper, Clerk and Glove Table. The content within this manual serves as the source material for the Officials Pathway Exam. Familiarize yourself with this document and refer to it when taking the test or during competition. It is strongly recommended to print this manual and place it in a binder along with the USA Boxing rulebook, located at www.usaboxing.org/usa-boxing-rulebook.

Again, thank you for dedicating yourself to Olympic-style boxing, and we look forward to seeing you soon.

The USA Boxing R/J Committee

Table of Contents

<u>Member Officials</u>	<u>Page 47</u>
<u>Timekeeper</u>	<u>Page 48</u>
Rule 24.1 – Timekeeper Duties	Page 49
Timekeeper Mechanics	Page 49
<u>Clerk</u>	<u>Page 52</u>
<u>Glove Table</u>	<u>Page 53</u>
Rules for Competition Equipment	Page 53
Gloves	Page 54
Headgear	Page 55
Bandages and Handwraps	Page 56
Mouthpiece	Page 56
Competition Uniform	Page 57
Appendix F	Page 48

Member Officials

Officials and non-athlete members who are responsible for and/or enforce USA Boxing policies, rules, regulations, etc., must be registered and certified. Registration includes annual background checks (members are charged bi-annually) and completion of SafeSport as required by the US Center for SafeSport and the US Olympic and Paralympic Committee. Registration is for all individuals who are involved in local boxing programs; referees, judges, timekeepers, computer technicians, weigh masters, physicians, clerks, glove stewards, competition directors, administrators, draw masters, trainers, match makers, and coaches.

NOTE: All USA Boxing registered coaches must possess a current Green Level Certification, or higher. USA Boxing officials must possess a current Official's Pathway Certification, or higher.

All certified officials are required to have a passbook with proof of registration and certification for all USA Boxing sanctioned events before they are allowed to work in any capacity. It's important that official passbooks reflect all work and participation; passbooks are checked at advancing tournaments and prior to elevation or testing for the next level.

Timekeeper

USA Boxing Rule 24 - Timekeeper & Bell Operator

Rule 24.1 - The Duties of the Timekeeper and Gong/Bell Operator are as follows:

1. The main duty of the timekeeper and gong/bell operator is to regulate the number and duration of the rounds and the intervals between rounds. The intervals between rounds must be one (1) minute.
2. The timekeeper and gong/bell operator must start and end each round by striking the gong/bell.
3. Ten (10) seconds before the end of each round, the timekeeper and gong/bell operator must signal the approaching end of the round.
4. Ten (10) seconds before the end of each rest interval, the timekeeper and gong/bell operator must signal the approaching end of the rest interval.
5. The timekeeper and gong/bell operator must regulate all periods of time and counts by a watch or clock but must only stop the clock when instructed by the referee with the command "time" resuming after the referee gives the command "box."
6. Following a knockdown, the timekeeper and gong/bell operator must give the sound signal to the referee indicating the elapsing seconds while the referee is counting.
7. If, at the end of a round, a boxer is knocked down and the referee is in the course of counting, the gong/bell indicating the end of the round must not be sounded. The gong/bell must be sounded only when the referee gives the command "box" indicating the continuation of the bout.
8. The timekeeper and bell operator must regulate the time when a low blow or LOC occurs and if a Boxer falls out of the ring.

24.2 Location of the Timekeeper

The timekeeper will be seated directly at the side of the ring next to the gong/bell operator.

Timekeeper Mechanics

Boxer Knocked Out of the Ring

In the case of a boxer being punched out of the ring by a legal blow, the boxer must be allowed thirty (30) seconds to come back into the ring, after the eight (8) count, without the help of anyone. In the case the boxer is not able to come back within the above- mentioned timeframe, such Boxer will be deemed to have lost the bout by RSC:

- The referee will start the count (8 count) as soon as the boxer goes out of the ring.
- If the boxer is still out of the ring after the 8-count, the Referee must command the “Time” signal to the Timekeeper to start the clock for thirty (30) seconds.
- After twenty (20) seconds has passed, the Timekeeper will start the ten second count with a signal for each second.

In the case of a boxer who falls out of the ring due to his own accord and does not come back within the above-mentioned timeframe, such Boxer will be deemed to have lost the bout by RSC:

- The Referee will command the “Time” signal to the Timekeeper to start the clock for thirty (30) seconds.
- After twenty (20) seconds passed, the Timekeeper will start the ten second count with a signal for each second.

In The Case of a Boxer Being Pushed Out of the Ring:

- The eight (8) count is not necessary
- The Referee will command “Time”
- It is necessary for the Timekeeper to begin the sixty (60) second count
- If the Boxer is unable to enter the ring or enters the ring but seems unfit to continue, the referee will ask a Ringside Physician to examine the Boxer.
 - If the ringside physician declares that the boxer is unfit to continue, then the opponent of the boxer will lose by disqualification.
 - If the ringside physician declares that the boxer is fit to continue, then the referee will issue a warning to the offending boxer, then resume boxing.

Knockout

After the referee says “ten”, the bout ends and must be decided as KO.

The referee may stop the count if in his/her opinion the boxer needs immediate medical attention. In this case it is also considered a KO.

The timekeeper will make a note of the round and the time in which the bout was stopped and notify the OIC with that information.

Boxer Down From a Foul Blow

This can be found in Section 2.7.1 of the R/J Manual.

If the Referee Did See the Blow - After a Low Blow

- If the offended boxer does not complain and the low blow was not hard and intentional, the referee must signal the foul without interrupting the Bout.
- If the offended Boxer complains about the severity of the low blow, the referee will have two (2) options:
 - The offending boxer will be immediately disqualified if it is an intentional and hard blow.
 - Start the eight (8)-count.

Note: The option to disqualify the offending boxer is still available to the referee after starting an eight (8)-count, as long as the eight (8)-count is not completed. In other words, the referee may stop the eight (8)-count and disqualify the offending boxer. However, once the referee completes the eight (8)-count, the referee must continue to the next 2 options in the procedure.

After the eight (8)-count, the Referee will have (2) options:

1. **The boxer is fit to continue:** The referee may give a warning to the offender, if the referee considers it necessary, and the bout will continue.
2. **The boxer is not fit to continue:** The referee will give a certain amount of time to the boxer to try to recover with a maximum of up to 90 seconds.

The Timekeeper will signal 30 seconds, 60 seconds and 90 seconds. The timekeeper will slap the canvas (1) time for 30 seconds, (2) times for 60 seconds and (3) times for 90 seconds. The timekeeper may use wooden clackers or the seconds out device for this mechanic if necessary.

Clerk

Clerks are an essential to the success of an event. The clerk acts as the second line of defense in protecting our members by ensuring the bouts are held according to the rules.

The clerk will check each boxers passbook to ensure they are registered members of USA Boxing for that calendar year. They will use the *"Guide For Making Matches At The Local Level"* (Appendix F), to ensure Boxers are correctly matched according to their age and weight differential.

Prior to the bouts, the clerk will verify each boxer performed their pre-bout physicals by confirming the ringside physician's signature in each boxer's passbook.

As a clerk you will sort the passbooks so that they can be easily identified and sent to the ringside physician while the bout is taking place. After the bout, you will receive the passbooks and then enter the outcome of the match (Win/Loss) and the decision (WP, RSC, RSC-I, DQ, WO, ABD, DEV), that was rendered. During the event, you will be interacting with Boxers and Coaches when they approach you to ask for their completed passbooks.

The duties of the clerk are as follows:

- Check boxers registration for the calendar year
- Check boxers age and weight to ensure they are within the legal parameters. (Appendix F)
- Check for pre-bout physical (signature of ringside physician)
- Sort passbooks
- Check for post-bout physical (ringside physician signature)
- Enter bout results for each boxer (Win/Loss)
- Enter the decision of the bout (WP, RSC, RSC-I, DQ, WO, ABD, DEV)
- Return the completed passbook to the boxer or coach when approached

Glove Table

Officials who work the glove table have a responsibility and duty to protect the boxers. They are the first line of defense by ensuring boxers are wearing the proper uniform. That uniform includes the correct mouthpiece, headgear, Handwraps, no foul protector. boxers with long hair have a hairnet to be worn, no earrings; the correct glove size is issued for the bout according to Appendix F and the correct fit of all of these.

After the bout, they will clean the equipment issued to the boxer with 10% bleach solution or comparable wipes. They will check the gloves for tears in the leather and displacement of the foam padding inside the glove. This will ensure the next boxer who is issued the equipment, will be given gloves and headgear that meet its original state.

Rules For Competition - Equipment

RULE 36 - GLOVES

The following can be found in the USA Boxing Rulebook:

36.1 The construction of the gloves shall be in accordance with the specifications approved by USA Boxing and shall have the below USA Boxing or International Federation label/imprint on each glove. **Only gloves listed on the certified equipment memo, which is posted on the USA Boxing website at <http://www.usaboxing.org/usa-boxing-rulebook>** are permitted. See Appendix H for Masters Division gloves.

36.2 Insurance and Indemnification. The manufacturer shall provide USA Boxing with a Certificate of Insurance and must indemnify and hold USA Boxing harmless from and against any and all claims, damages, liabilities, costs and expenses, including but not limited to, reasonable attorney's fees arising out of any lawsuits filed against said manufacturer regarding product liability.

36.3 In all USA Boxing competitions (Club, LBC, Regional or Affiliated Member), boxers must use USA Boxing or International Federation approved gloves.

36.4 In all USA Boxing competitions, gloves have to be provided by the event organizer and have to be approved by the Official in Charge. boxers will not be allowed to wear their own gloves.

36.5 Boxers must put on their gloves before entering the ring. Tape or another flat binding material may be used to secure the cuff of the gloves.

36.6 Gloves must be taken off immediately after the bout is over and before the decision is announced.

36.7 The padding of the gloves must not be displaced or broken.

36.8 Only clean and serviceable gloves may be used. All gloves must be cleaned using a 10% bleach solution or comparable wipes before they are used again.

36.9 Specifications

- Everyone will wear 10, 12 or 16 oz. gloves.
- Boxers 143 lbs. or less may wear 10 oz. gloves.
- Boxers over 143 lbs. may wear 12 oz. or 16 oz. gloves.
- Master boxers will wear 16 oz. gloves.
- 16 oz. gloves may be used at the discretion of the Official In Charge.

RULE 37 - HEADGEAR

37.1 The construction of the headgear shall be in accordance with the specifications approved by USA Boxing National Rulebook Revised: January 1, 2025, Page 34.

37.2 Insurance and Indemnification. The manufacturer shall provide USA Boxing with a Certificate of Insurance and must indemnify and hold USA Boxing harmless from and against any and all claims, damages, liabilities, costs and expenses, including but not limited to, reasonable attorney's fees arising out of any lawsuits filed against said manufacturer regarding product liability.

37.3 In USA Boxing local, regional, and national competitions, headgear is required for all divisions.

37.4 In all Affiliated Organizations, LBC and regional competitions boxers must use headgear (with or without cheek protectors) that is USA Boxing or International Federation approved.

37.5 For all USA Boxing sanctioned events red and blue headgear are recommended, headgear of other colors may be used as long as they are USA Boxing or International Federation approved. USA Boxing national events may be more restrictive, refer to the specific event fact sheet.

37.6 Headgear may be provided by the event organizer. Boxers may be permitted to provide their own headgear if it meets USA Boxing specifications and approved by the Official In Charge.

37.7 Headgear must be taken off immediately after the bout is over and before the decision is announced. All headgear must be cleaned using 10% bleach solution or comparable wipes before they are used again.

37.8 For all competitions, boxers with long hair must wear a hair cap or net underneath headgear. Hair may extend outside the headgear but must be secured to and remain at the back of the boxer's head or the bout will be terminated, and the boxer disqualified.

RULE 38 - BANDAGES/HANDWRAPS

38.1 For all USA Boxing bouts bandages (gauze or hand wrap) must meet specifications below. Training hand wraps are allowed. USA Boxing may provide specific hand wraps for USA Boxing national competition.

38.2 Use of Bandages

- The equipment inspector(s) will sign off directly on the bandage verifying its compliance as specified in Rule 38.3.
- If a hand wrap is in question, the referee will summon the Official in Charge to the ring apron to inspect the bandage for compliance.

38.3 Specifications

In all categories, the bandage for each hand shall be made of:

- Gauze Specifications
 - a. A minimum of 27 feet and a maximum of 49 feet in length and 2 inches width of gauze plus a maximum of 16 feet length of 4 inches width of gauze pad.
 - b. Athletic Tape: A maximum 16 feet length and 1 inch width.
 - c. In all categories, athletic tape, no more than ¼ inches wide, may be applied between the fingers.
 - d. A boxer may apply the bandage to the hands as he/she likes, provided that the knuckles are not covered by the tape.
- Hand wrap Specifications
 - a. Bandages must not be longer than 15 feet and not shorter than 8 feet.
 - b. Bandages may be no wider than 2 ¼ inches wide.
 - c. Bandages must be made of stretchy cotton material with a Velcro closure.
 - d. A small piece of tape can be used around the wrist to secure the hand wrap at the fastening site.

The use of any substance on the bandages, stacking of gauze and tape, placing tape directly on the skin, using other foreign materials in or on the bandages is prohibited and will result in Disqualification (DQ).

RULE 39 - MOUTHPIECE

39.1 A Mouthpiece must be worn by boxers.

39.2 Boxers who wish to compete with braces are required to have attached to their passbooks a completed Release to Compete with Braces form (Appendix G). This form requires written approval from parent and/or guardian (if under 18 years of age). Boxers competing with braces waive the right to dental coverage under the USA Boxing insurance program.

RULE 40 - COMPETITION UNIFORM AND PROTECTORS

40.1 Competition Uniform

- Boxers must box in lightweight boots or shoes (without spikes or heels), socks (not to be worn higher than knee length).
- The length of the shorts must not be shorter than mid-thigh, cannot cover the knee and must not be worn above the belt line. The belt line is an imaginary line from the navel to the top of the hips and must not cover the navel.
- The belt line must be clearly indicated by a contrasting color and by using a 2-4 inch wide elastic waistband (the belt line is an imaginary line from the navel to the top of the hips).
- Coordinating uniform with respective red or blue corner is strongly recommended but not required. (for national tournaments refer to the fact sheet.)
- No tape or binding of any kind will be permitted for the purpose of securing the competition uniform at national competition or competition leading to national competition. This rule may be relaxed at the club and LBC level.
- Sport hijab and modest dress is allowed for female boxers for example long sleeve fitted shirt and tights are allowed under competition jersey and trunks.
- Detailed specifications on uniforms can be found in Boxers' Uniform Guidelines (Appendix E).

40.2 Cup Protector

- A cup protector must be worn by male boxers. Women may wear a groin protector, if they so choose.

40.3 Breast Protector

- Breast Protector is optional for women.

40.4 Petroleum Jelly

- The use of a thin coat of pure petroleum jelly is permitted on the face only.