

LBC
Chief of Officials
Manual



USA
BOXING®

Updated 02/01/20

Hello,

Thank you for your leadership and continued service to USA Boxing. The R/J Commission has made it our objective that you will be informed, educated and supported every step of the way throughout your tenure as an LBC Chief of Officials. We have updated this very important manual in an effort to guide and assist you in performing your duties. Your position is one of integrity and team building, without you setting the highest standard as the COO in your association, LBC officials will not learn the fundamentals of being an accomplished USA Boxing Official under your mentorship.

As a Chief of Officials your responsibilities seem endless at times, but we must never forget that the safety of the boxers is paramount. We shall always match bouts according to the rules set forth by USA Boxing and never allow that which is against the rules. We shall always be professional and act in a manner that sets the example for others and lastly, we shall always set others up for success not failure.

We should always strive to engage our Officials and teach them the most up to date materials that have been created. You should hold Clinics often in your LBC and ensure your Official's certifications are up to date.

You have our full support and we are here for you, whenever you need us. If you have any questions, feel free to contact any one of the commission members listed below.

Sincerely,
Referees & Judges Commission

<u>Commission Members</u>	<u>E-mail</u>	<u>Phone</u>
Shawn Reese, Chairman	Shawnreese77@yahoo.com	(423) 316-7223
Brent Bovell	smoothref47@yahoo.com	(240) 435-3965
Mark Calo-oy	twoxmac@texas.net	(210) 240-9687
Beau Campbell	Beau.campbell@ccsdre1.org	(303) 263-9024
Patricia Pliner	Ppliner@sbcglobal.net	(608) 718-1860
Lydia Razo	Lydiarazo@rocketmail.com	(916) 712-0497
Chris Walden	Chris@hcadvisorslc.com	(816) 665-1114

Table of Contents

Education – Clinics & Testing.....	1
The LBC Chief of Officials (COO).....	1
Member Officials.....	1
Education/Clinics & Testing	1-3
National Preparation and Certification Pathway for New USA Boxing Officials	4
National Pathway and Online Certification Testing Frequently Asked Questions	5
Officials’ Proficiency Levels.....	6
Maintenance for All Levels	7
USA Boxing Master Officials.....	7
Level Patches.....	7
Official’s Passbook.....	8-10
Training Officials – Mentoring & Critiquing	11
Local Boxing Show Guidelines.....	12-13
10-Point Scoring-Summary for Judges.....	14
AOB Bout Outcomes.....	15
Glove Table	16
Bandages/Hand Wraps	16
Competition	16
After Competition	17
COO Equipment/Supply Kit.....	17
Recognition of LBC Officials	17
Weigh-Ins and Matched Bouts:.....	17

Education – Clinics & Testing

The LBC Chief of Officials (COO)

Each LBC shall have a Chief of Officials, elected by the Local Boxing Committees' (LBC) registered officials. The Chief of Officials is responsible for overseeing officiating in the LBC. The Chief of Officials may divide the LBC into sub-district Co-Chiefs of Officials with the recommendation of the president and approval by the LBC Board of Directors.

The responsibility of the COO is basically to recruit, train, assign, inform, and keep records of the LBC Officials, and update or verify match tracker for each LBC sanctioned event; along with enforcing the rules of competition to ensure the safety of the athletes and fair play. The COO should have administrative rights for USAB Web Point to check registration, certification, and sanctions for all events.

Some LBCs are required by their State Boxing Commissions to adhere to the Commissions' rules and regulations, which may include specialized courses to ensure athletes safety. Your LBC Leadership or USA Boxing staff will have that information.

Member Officials

Officials and non-athlete members who are responsible for and/or enforce USA Boxing policy, rules, regulations, etc., must be registered and certified. Registration includes annual background checks (members are charged bi-annually) and completion of SafeSport as required by the USOC. Registration is for all individuals who are involved in local boxing programs; referees, judges, timekeepers, computer technicians, weigh masters, physicians, clerks, glove stewards, competition directors, administrators, draw masters, trainers, match makers, and coaches.

All certified officials are required to **have a passbook** with proof of registration and certification for all USA Boxing sanctioned events before they are allowed to work in any capacity. It's important that official passbooks reflect all work and participation; passbooks are checked at advancing tournaments and prior to elevation or testing for the next level.

Education/Clinics & Testing

The administrative requirements that each Official should be concerned with are: Registration, Certification, and Maintenance. Registration is required annually as of January 1.

Level I

Level I certification is achieved by attending a clinic or R/J workshop and passing the Level I test online. The individual must score at least an 80% to pass. If they don't pass, they must contact the national office to have the test reset. Each person only gets three chances to take the test. It's a challenging test and members are advised to have the USA Boxing rulebook and the R/J Manual available to reference during the test. If the member is unable to pass the test after three attempts, please contact the R/J Commission.

Level II

To elevate to a Level II official or maintain a Level II they must attend a clinic or R/J workshop and pass the Level II test online., those officials **must first** attend a clinic or workshop given by an approved clinician. **Testing will NOT be done at the clinic.** After they have attended the clinic, and the clinician has sent in the transmittal of attendees to the national office, the Level II test will be loaded on their USA Boxing profile and they will test online. Just as for Level I, each official gets three chances to pass the test, and must contact the national office after each failed attempt to have the test reloaded.

Level III

Officials who meet the requirements and who want to elevate to a Level III or maintain their Level III must attend a national pre-tournament seminar and officiate at the national event. An AIBA Partner shall give the Level III test (without a clinic). The Level III test will be given at the USA Boxing National Championships, National Junior Olympic Championships, and National Qualifier Tournaments. Group Members who wish to have Level III testing at their national tournament must make a request to the Chairman of the R/J Commission, who in turn, will assign an AIBA Partner to administer the Level III test. The Group Member shall be responsible for all costs incurred by the examiner for food, travel and lodging. Level III officials must attend a clinic or R/J workshop every 2 years, plus pass a Level III test every 2 years. Officials taking the Level III exam must have a completed Exam Admission Verification Form in order to test.

Clinics and Workshops

The R/J Commission, the National Office, and the LBC Chief of Officials shall have a list of qualified clinicians to conduct clinics and workshops in the LBC. Qualified clinicians would be an AIBA Partner or another qualified official as established by the R/J Commission. To become a qualified clinician, one must attend a 4 to 6 hour workshop/training session at a USA Boxing national tournament.

The standardized clinic material is on a PowerPoint presentation and is available to certified clinicians. Familiarize yourself with the updated and current USA Boxing National Rule Book, R/J Manual and watch the USA Boxing Educational Videos.

Each LBC is REQUIRED to give at least 1 officials clinic per year, however the LBC should offer as many officials clinics as necessary to keep their officials in compliance and informed.

Any LBC planning to conduct an officials' clinic or workshop must request an **Officials Certification Clinic Control Number (OCN)** from USA Boxing (Membership Services). The clinic request form must be submitted at least one week in advance. It must be signed by both the LBC President and the LBC Chief of Officials. Under no circumstance shall an OCN be applied to more than one (1) certification clinic. Clinicians must be certified and have attended two national tournaments in the last 24 months.

The Clinician must enter the OCN in:

- The Officials Passbook, (record of clinics, seminars, and testing).
- The Clinic Certification Transmittal Form which must be sent to Membership Services, USA Boxing.

Certification clinics **shall not** be administered at regional or national tournaments.

At each clinic and/or testing event an Officials' Sign-In Sheet should be used to document each individual's information, member #, address, phone, and e-mail.

Upon completion of a clinic (or testing for Level IIIs), the clinician must complete a Clinic Certification Transmittal. There are separate transmittal sheets for each level. These transmittal forms must be kept in the LBC COO's records and a copy must go to USA Boxing (Membership Services) within 10 days.

The LBC COO should also participate in all coaches' clinics in the LBC.

Record Keeping and Referrals

Each LBC Chief of Officials should keep orderly records of the Officials in their LBC. The LBC COO will need to keep track of each official's certification date, their level, what capacity they can work, and if they are registered for the current year. The LBC COO should also keep a directory of all LBC officials with addresses, phone numbers, and e-mail.

If a member of your LBC attends a certification clinic outside your LBC, the hosting clinician should send a copy of the Clinic Certification Transmittal to their LBC COO so their records can be updated. **Ask your officials to contact you when they attend clinics elsewhere to ensure all records are up to date.**

As your LBC officials obtain their Level II or III, they may choose to attend USA Boxing national competitions either as an invited official or on their own; in either case, an Officials Referral Form is required. COOs are advised to allow the officials the opportunity to attend these tournaments and should sign the forms along with the LBC President and encourage their officials' growth.

National Preparation and Certification Pathway for New USA Boxing Officials

1. Register with USA Boxing. This process includes a background check and Safe Sport Training.
2. Familiarize yourself with the Rules of USA Boxing:
 - The USA Boxing Rulebook can be read and downloaded at the following link:
www.teamusa.org/usa-boxing/rulebook/
 - The most up-to-date rules are available in the USA Boxing Officials' Commission PowerPoint:
www.teamusa.org/USA-Boxing/Membership/For-Officials
 - A 15-minute video introduction to the 10-Point-Scoring System is available at:
www.teamusa.org/USA-Boxing/Membership/For-Officials/a
3. Log into your Webpoint profile and take the Officials Pathway exam or attend a USA Boxing Officials' Certification Clinic. By passing the exam you will become a provisional Official that will be certified as a Time Keeper, Glove Table Official and as a Clerk.
4. Shadow experienced Officials as instructed by the LBC's Chief of Officials.
The LBC Chief of Officials evaluates every new official, and decides when they are ready to work on their own, and in what capacity. The LBC COO may require attendance at an in-person official's clinic for advanced training.
5. Stay in contact with your LBC Chief of Officials regarding upcoming boxing events. Talk with your LBC COO about your interest and goals. You will receive a blue Official's Passbook from your LBC Registration Chair that you must bring with you when you work as an Official at any USA Boxing event.
6. You are ready to officiate at USA Boxing events! For more information, watch the USA Boxing educational videos.
www.teamusa.org/USA-Boxing/Membership/For-Officials/a

Throughout this process, ask for feedback and advice, and talk about officiating with your LBC COO, event supervisors, and other certified USA Boxing officials. Look for mentors. Help recruit other people like you!

In summary, to become an official USA Boxing Official you must do the following: familiarize yourself with the rulebook, attend a clinic or take the Officials Pathway exam online, and shadow experienced Officials until the time your Chief of Officials deems you ready.

National Pathway and Online Certification Testing Frequently Asked Questions

1. Why do we need a National Pathway?

Many officials are confused about requirements, since they vary from LBC to LBC. Standardizing the Pathway allows for transparency.

2. Why are we offering online certification for Timekeepers, Glove Table Officials and Clerks?

Online certification is commonplace in other sports, and makes certification more accessible to more people, since they can certify from any location, on any day, at any time. The goal is to recruit more officials into our sport.

3. Can all officials take the online certification test?

No, the online test is only for brand new Officials or for Officials who only work in the capacity of a Timekeepers, Glove Table Official or Clerk

4. Must I get 100% on the test to pass it?

You must get 80% or higher to pass. If you don't pass it on your first attempt, you must call the national office to have your account reset so that you can take the test again. You must wait 72 hours after you fail the test before you can take it again.

5. How many times can I take the test?

You have 3 chances to pass the test online. If after you have failed the test for the third time, you must attend an in-person clinic and become certified that way.

6. Can an official go straight from passing the online test to judging a bout?

No, according to the new National Pathway, new Officials must certify as a Referee and Judge or Judge only (at an in-person Clinic) and then follow the steps for shadowing (and mentoring). The, the LBC Chief of Officials (COO) will have the final say in when the new official is ready to judge bouts in an official capacity.

7. What about the OCN in the blue passbooks?

Currently we still use Official's Passbooks (blue books). When you attend an in-person clinic, the clinician will write in your book that you attended the clinic along with the OCN number. Your proof of passing the exam will be in your profile and printed on your membership card.

8. Can an LBC COO still require an in-person clinic?

Yes, If the COO feels that the new official needs an in-person clinic, then they can require it.

9. Is this our new certification process? Does everything else change?

No, we are simply allowing for an Online certification for Timekeepers, Glove Table Official and Clerk. To Become a Referee and Judge an Official must attend an in-person Clinic.

10. Has our insurance carrier approved the online certification? Yes, our insurance carrier supports online certification combined with shadowing and mentoring (the new Officials Pathway).

Officials' Proficiency Levels

Level I Certification is good for 2 years

Level II Certification is good for 2 years (Changed in 2018)

Level III Certification is good for 2 years (Changed in 2018)

1. To Become a Level I

- a. Become a Registered Member of USA Boxing
- b. Attend a Clinic or R/J Workshop and pass the Level I exam online with 80% or better
- c. Obtain an Officials Passbook
- d. Stay in contact with your LBC COO for mentoring and further instructions

Level I Maintenance

- a. Have a current USA Boxing membership
- b. Attend a Clinic or R/J Workshop and pass the online exam every 2 years. You may take the Level I test as early as 1 year prior to expiration.
- c. Be a proficient timekeeper

2. To Elevate to a Level II

- a. Have a current USA Boxing membership
- b. Have been a Level I official for at least 2 years and kept certification current
- c. Officiated at an association and regional advancing tournament
- d. Active at LBC competitions (as defined and published by the R/J Commission in the COO manual) and had satisfactory performance
- e. Attend an in-person Officials Clinic or R/J Workshop and pass the Level II exam online with 80% or better

Level II Maintenance

- a. Have a current USA Boxing membership
- b. Worked at minimum a regional advancing tournament within the last 2 years
- c. Active at LBC competitions (as defined and published by the R/J Commission in the COO manual) with satisfactory performance
- d. Re-certify at an in-person Officials Clinic or R/J Workshop and the pass the Level II exam with 80% or better prior to your certification expiring

3. To Elevate to a Level III

- a. Registered member for at least 3 years and be currently registered
- b. Have been a Level II official for a minimum of 2 years
- c. Officiated at Regional and/or National level for a minimum of 2 years
- d. Active at LBC competitions (as defined and published by the R/J Commission in the COO manual) and had satisfactory performance
- e. Attend and Officiate at a designated National Tournament, take the Level III exam and pass with 90% or better

Level III Maintenance

- a. Have a current USA Boxing membership
- b. Active at LBC competitions (as defined and published by the R/J Commission in the COO manual) and had satisfactory performance
- c. Attend and Officiate at a designated National Tournament every 2 years, take the Level III exam and passed with a 90% or better. Note: an Official may take it up to 1 year prior to expiration

4. To Elevate to an AIBA R/J or AIBA Judge only

- a. Must be in the top 15 Officials according to the ranking list produced by the USA Boxing Evaluation System when the course is announced.
- b. Must have officiated 50 bouts as a Judge and 30 bouts as a Referee in National events, and have worked at least one (1) National Elite Championship as an R/J. A Judge only must meet the 50 bout minimum as a Judge at a National Elite Championship
- c. Candidates must complete and successfully pass the AIBA 1 Star Course with 75% or greater.

Maintenance for All Levels

- All officials must attend an official's clinic or workshop every 2 years
- Officials may test to re-certify 1 year prior to the expiration date of their current certification.
- If an official allows their certification to lapse, they will drop down one level until the appropriate level test can be taken.

USA Boxing Master Officials

1. The Master Officials program is for those officials who have served worldwide or on a national level in a distinguished and honorable manner for a minimum of 15 years.
2. An official must complete the Master Officials Application Form and the LBC COO must turn it in to the national office for review. Once approved a master patch will be given to these officials.
3. Master Official's criteria:
 - National level officials must have reached the age of 65 and met the 15-year requirement.
 - Master AIBA Official: An AIBA Official who has served for a minimum of 15 years, no age requirement.
 - Master Officials shall meet all requirements for testing, certification, and proficiency level as established by USA Boxing Rules.
4. Master Officials recognized by October 31, 2017 shall continue to receive membership with no annual fee but will pay for the background screening bi-annually. Those recognized beginning November 1, 2017 will pay normal annual membership fees to participate with USA Boxing.

Level Patches

Each official shall be given 1 level patch upon elevation to a new level. In most cases the National Office will mail the patches directly to the official once they receive the clinic transmittal from the clinician or when a new official becomes a Level I by taking the online test. Additional patches are available for purchase by contacting the National Office.


Official's Passbook

Record keeping is so important; always encourage your officials to have their passbooks filled out entirely. Ask for your officials' passbook at a pre-competition meeting.


1. Fill in the official's name on the front cover.

INSIDE COVER AND PAGE 1

NOT VALID IF NOT COMPLETELY FILLED OUT
The bearer of this passbook is, at the date of issue, a member of USA Boxing, Inc. and is entitled to all rights and privileges granted him/her as a member.




John Doe
Member # 294803
DOB 5/8/1984
Gender: M



Non-Athlete: **2020** SOUTH TEXAS

Level 1 Referee/Judge (Exp:11/18/2021)

Renewed:1/1/2020 Exp:12/31/2020



Name John Doe
Address 4216 AVE B
City SAN ANTONIO State TX Zip 78220
Date of Birth MAY, 8, 1984
Member ID# 294803
LBC Name SOUTH TEXAS(43)
Region TEXAS (8)

Approximate number of events participated in before issuance of this passbook:
Referee 111 Judge 211 Timekeeper 87
Clerk 59 Supervisor φ

Date Issued: 01/01/20

I, the undersigned, fully understand that all entries made in this passbook are correct to the best of my knowledge.

Any alterations, or false documentations subject me to immediate disciplinary action as a member of USA Boxing.

John Doe
Passbook Holder's Signature

2. Official must fill in the inside front cover page as illustrated above.
3. Personal information on the next page and include events worked prior to this passbook.
4. Enter membership number in the passbook.
5. Adhere current membership card as shown above.

Medical Record and Competition Record

Medical Record		Referee Only		
Date	Place	Blood Pressure/ Pulse, etc.	Fit Y/N	Doctor's Initials
1/4/20	SAN ANTONIO TX	110/70 P66	F	DBL
1/25/20	LAREDO TX	112/69 P72	F	WOD
2/1/20	CORPUS TX	105/76 P90	F	BL

Competition Record				
Judge	Referee	Timekeeper/ Clerk	Competition	Official in charge
10	6	T2/C3	CLUBS SHOW	SK
9	4	T3/C4	CLUBS SHOW	RD
5	5	T4/C5	CLUBS SHOW	MAC

- 6. Referees' must have their Blood Pressure taken **everday of competition.**
- 7. Include date, place, vitals and doctors' signature on Medical Record.
- 8. On Competition Record include bouts as judge, referee, timekeeper, name of competition and signature of Official in Charge.

Training Officials – Mentoring & Critiquing

1. It is the responsibility of the LBC COO to see that their officials are properly trained. Enlist the help of your more experienced officials to mentor a new official and critique them along the way.
2. It is a good idea to start them out in the beginning with working weigh-ins, learning matchmaking & bracketing, preparing a bout sheet & scorecards, assignment sheets, ring set- up, and glove table. Then show them how to clerk, time keep, and judge. When they have more experience, they can referee.
3. Remember that each official will advance at different levels. Some may only want to be a clerk; some may want to do everything. Some may only want to work local shows and some may want to travel to national tournaments.
4. Evaluate the officials or have another experienced official mentor new officials. Always try to end the evaluation on a positive note.
5. Have an experienced referee evaluate new referees.
6. It's a good idea to have new referees do several sparring sessions at local gyms under the watchful eye of a veteran referee or seasoned official.
7. Live demonstrations at training seminars are very helpful and useful when trying to retain knowledge.
8. Every new official should be encouraged to print their rulebook and special emphasis should be placed on studying it. Any printed copy should be updated as new rule changes are posted on the USAB website.
9. Remember that leadership dictates the pace, and a knowledgeable, informed, and professional COO will produce solid officials that will enhance our sport.
10. Whatever you do stay within the rules!!!! The safest place to be is within the confines of the USA Boxing rules. You open yourself up and others to liabilities by deviating from the rules.

Local Boxing Show Guidelines

ASSIGNING OFFICIALS

1. Assigning officials is the responsibility of the LBC's Chief of Officials in the territory in which the competition is being held.
2. The COO must contact their officials in the same manner in advance for each show to ensure it will be properly staffed for weigh-ins and competition.
3. For regional tournaments, the region committee will determine the assigning process.
4. For national events USA Boxing will assume responsibility.
5. Officials Referral Form. The LBC shall recommend qualified officials and in what capacity an individual is certified to act as an official for regional and national events. This form shall be signed by both the LBC President and LBC Chief of Officials.

WEIGH-INS

1. It is the duty of the COO to enforce the rules at competition. Make sure you know them. Have your USA Boxing Technical and Competition Rulebooks on hand at all events.
2. Have a copy of the Sanction Certificate with you for each event.
3. Make sure you have enough officials to run a smooth weigh-in.
4. Officials must check every boxer's passbook. Boxers' passbooks must have their Annual Physical Exam attached to the book, along with a current Membership Card, no facial hair (Master Boxer's allowed to have moustaches and neatly trimmed beards of less than two inches in length), and piercings (none allowed), **before they can weigh-in**. If a boxer doesn't have their passbook at weigh-in, they must present it before they can box, or before their session at a tournament. Advancing tournaments may require proof of birth/citizenship; birth certificate or passport.
5. The LBC COO should have extra Female Forms, Release to Compete with Braces Forms, Release to Compete with Breast Implant Forms available at the weigh-in if needed.
6. The Medical Form is available to use for tournaments.
7. You will also need Bracket Forms for tournaments.
8. ONLY MALE WEIGHMASTERS in the men's weigh-in, and ONLY FEMALE WEIGHMISTRESS in the female weigh-in. Boxers must weigh in their underclothing or less.
Boxers under the age of 18 SHALL NOT weigh or be asked to weigh in without their underclothing.
9. Assist the physician at the physicals. Make sure he/she knows the rules.
10. Assist with matchmaking. Give the final approval for each bout according to age, weight, and experience. Follow Appendix F-Weight Categories and Division Reference Chart guidelines published by USA Boxing.
11. Make a Bout Sheet or see that a competent individual does this. Red corner vs. Blue corner, in that order. No nicknames. This can be done on match tracker on the web point, you can print the bout sheet, and verify results after event.
12. Fill out Supervisor Bout Reports (paper or excel program) according to completed bout sheet. Have officials assist you with this task.

13. Check the Ring Set up; inspect the Ring (check for loose ropes, debris on the mat, etc.).
First referee of the first bout inspects the ring.
14. Place scorecards on clipboards and put them at judge's seats, even if you are using computer scoring in case the computer goes down.
15. Have plenty of pens available.
16. Have a bell, 2 time clocks, and a whistle for the Timekeeper.
17. Sit the Clerk next to the Doctor. Keep a folder with Incident Reports, Restriction Forms, Treatment Release Forms, and Insurance Forms and place it with the Clerk. If an Incident occurs, you will have the paperwork at hand.
18. Have a plan in place if someone is injured. Oxygen and a stretcher are required equipment at ringside, to be administered by Medical Professionals. Are there EMTs on site? If not, who will call them? Have the phone number on hand. What route will be used to exit the venue?
19. Talk to the Announcer and give him information; bout sheet, officials assignment sheet, announcements to be made, etc.
20. Officials Assignment Sheet This sheet is necessary for all competitions to inform each official of their duties for each bout. Whether you are the Supervisor for the event or have assigned another official to be in charge. The Supervisor for the event must oversee the assignment of officials at competitions with the best interest of the athletes in mind.
21. You have to make sure to check for conflicts of interest; judging a relative's bout, etc.
22. Rotate officials, if you have enough, to cross-train them.
23. All officials must learn to time keep at local shows.
24. Be sure to assign referees according to their experience; start out new referees with lighter weight classes.
25. Call an Officials Meeting one half hour, or more, before the show starts. Hand out assignments and bout sheets to officials. Have them check for any conflicts. Go over any new rules or USA Boxing information at this time. Ask for their input. Let the officials know you expect them to do their best for the athletes, and that you will be critiquing them throughout the show. Always review the 10 point must scoring system before the show. Remind them of the Official's Code of Conduct, and ringside etiquette. Perception is reality.
26. Please refer to Referee and Judges Manual for more detailed information.

10-Point Scoring — Summary for Judges

10-Point Judging System for AOB

- Electronic Scoring: 5 Judges selected to Judge the bout. 3 judges may be used at local events if there are not enough officials present.
- Manual Scoring: 5 Judges selected to Judge the bout. 3 judges may be used at local events if not enough officials are present
- At the end of each round, Judges enter their round score for the boxers.
- After each round, the Referee collects the scorecards and checks them, he/she shall then hand the scorecards to the Supervisor.
- Judges award points based on the Scoring Allocation. Judges may not score a tie in a round.

Scoring Allocation:

- 10-9 Close Round: A very close round, with boxers evenly matched in most criteria.
- 10-8 Clear Winner: Clear winner due to the difference in quality blows scored, or an advantage in other scoring criteria.
- 10-7 Total Dominance: One boxer is completely dominant over the other in all criteria.

At the end of the Bout: The bout result cannot be a tie. If a Judge has a tie at the end of the bout, the judge will be asked to select a winner for the bout.

Scoring Criteria:

- 1) Number of quality blows on target area
- 2) Domination of the round by technical and tactical superiority
- 3) Competitiveness

Quality Blow: A punch that is clearly visible to the judge, and meets the following criteria:

- Punch connects with knuckle surface of glove.
- Punch is thrown with the weight of the body or shoulder.
- Punch connects in the Target Area.
- Punch connects cleanly (not picked, parried, or blocked).
- Punch connects while not infringing a rule.

Technique & Tactic Superiority: A boxer who demonstrates ring generalship. Examples include:

- causing opponent to miss and make vulnerable to punches
- throwing effective counters and standing the opponent off
- controls the ring and pace of the action
- neutralizes the style or type of boxer
- body punches
- displays superior defense (blocking, slipping, weaving, good footwork)

Domination of the Round: A boxer who controls the round. Examples include:

- Boxer who is an “effective aggressor.”
- Boxer who controls the round with a combination of attack and defense; scores cleanly while defending against counter-punching.
- Boxer who forces the action and sets the tempo of the round.

Competitiveness: A boxer who demonstrates the will to win. Examples include a boxer who:

- doesn't give up
- loses the previous round, and comes back stronger
- gets knocked down in the previous round, and comes back stronger
- changes strategy as necessary to win the round

Infringement of the Rules: Judges do not award points for blows that do not meet the legal blow criteria (i.e. holding and hitting, slapping, hits to the back of the head).

AOB Bout Outcomes:

Points — WP
Abandon - ABD
Referee Stops Contest - RSC
Referee Stops Contest-Injury – RSC-I
Knockout — KO
Disqualification — DQ
Walkover — WO
Double Knockout — DKO
No Contest — NC

WP: Bout reaches its end and the judges determine the winner, by unanimous or split decisions. In AOB, a bout will end on WP if an unintentional foul caused an injury during a round. In AOB, a bout that is terminated after the first round (or during the progress of subsequent rounds) due to failure of the ring, power failure, or another event out of the control of the Boxers or Referee, will be determined by judges' scores. (Judges will score partial rounds.)

ABD: Boxer retires voluntarily or coach throws towel in the ring or appears on the apron, however not while the referee is counting. Boxer loses a contest and chooses not to continue.

RSC: Stoppage of a bout, including:

- Boxer fails to resume boxing after the rest interval
- Outclassed
- Knocked out of ring (30 seconds)
- 3 knockdowns in one round, or 4 in the bout
- Boxer cannot continue after 8-count

RSC-I: Stoppage of a bout, including:

- Injury caused by correct blow
- Injury not caused by blows (shoulder, knee, ankle)
- Cannot continue after a low blow (90 seconds)

KO: Stoppage of a bout, including:

- Referee reaches the count of 10
- Referee stops the count and calls the doctor into the ring
- Doctor enters the ring during a referee count
- Boxer falls after an eight-count without receiving a blow

DQ: A Boxer can be disqualified for a foul or misconduct.
If an intentional foul causes an injury to a Boxer and the fouled and injured boxer cannot continue because of the injury sustained from the "intentional foul."
The third warning will automatically disqualify a boxer.

WO: When the boxer fails to appear for the bout, even though they are scheduled to compete.

DKO: Both boxers knocked out and referee reaches the count of 10 with both boxers still down.

NC: In AOB, a No Contest may be designated when a bout is terminated before the end of the first round, due to an event that is out of the Boxers' or Referee's control, such as destruction of the ring or power failure. **Extraordinary Rescheduling**

Glove Table

1. Don't overlook the glove table. An official should be assigned here to check hand wraps and sign them and see that each boxer receives the proper size gloves according to USA Boxing Rules.
2. Check the condition of the gloves and have a cleaning solution of 10% household bleach and water to clean the gloves. You must also check headgear condition and label, (USAB or AIBA labels), mouthpiece no red or partially red mouthpiece, (orange, pink, etc), dress to include a distinguishing waistband, no jewelry, and no tape anywhere on uniform.

Bandages/Hand Wraps

All USA Boxing Bouts must be contested using bandages (gauze or Velpeau) that meet the specifications below. If the event organizer provides bandages, then those are the only bandages acceptable for said competition.

The Equipment Inspector(s) will sign off directly on the bandage verifying its compliance as outlined below:

In all categories, the bandage for each hand shall be made of:

A maximum of 15 meters (49 feet) length and 5 centimeters (2 inches) width of Gauze and a maximum of 5 meters (16 feet) length of 10 centimeters (4 inches) width of Gauze.

Surgeon's Tape: A maximum 5 meters (16 feet) length and 2.50 centimeters (1 inch) width

- In all categories, surgeon's tape, no more than five (5) millimeters (0.25 inches) wide, may be applied between the fingers.
- A Boxer may apply his bandage to his hands as he likes, provided that the knuckles of his hand are not covered by the surgeon's tape.
- Gauze padding may be used to cover the knuckles.

Velpeau Bandages must not be longer than 4.5m (14.76 feet), and not shorter than 2.5m (8.2 feet).

- Bandages must be 5.7cm (2 ¼ inches) wide.
- Bandages must be made of stretchy cotton material with a Velcro closure.
- The use of any substance on the bandages is prohibited.

Competition

1. Always try to start the competition on time.
2. As COO or Official in Charge, you should be keeping a close watch on the competition, and all around the ring.
3. The COO or Official in Charge of the competition must ensure all the rules of USA Boxing are being followed.
4. The scorecards should be handed to the Official in Charge to check, before giving the announcer the decision.
5. If you are working as a judge or referee, assign an Official to get the scorecards from the referee to check before giving to the announcer.
6. If a judge makes a mistake, the Official in Charge may take it to them to be corrected. If this happens, have them initial the correction.
7. Evaluate officials or have another experienced official mentor. Always end your evaluation on a positive note.
8. Have an experienced referee evaluate the referees.

After Competition

1. Sign all officials' passbooks
2. You may show the score of a bout to a coach (not a boxer), after the competition.

You must keep the scorecards for 1 year after the event. You may want to keep your copy of the sanction and bout sheet with it.

All bouts shall be recorded in Match Tracker. Sanction holder may put bouts in Match Tracker before show time, and then the bouts may be verified by the COO or their designee.

COO Equipment/Supply Kit

The LBC COO will need to keep a Supply Kit (duffel bag) with all the aforementioned equipment and forms for competition, including Restriction Affidavits. This should include your USA BOXING RULEBOOK.

Recognition of LBC Officials

You may want to present the level patch in the ring when an official is elevated or have something in place to recognize your official's efforts and achievements, i.e., this could be an annual award given at your LBC tournament or a recognition dinner for all officials to enjoy.

Weigh-Ins and Matched Bouts:

1. Verify age, weight and experience. Do not overmatch a boxer and make sure that boxers are in range with the weight differentials for their weight class.
2. Making Local Matched Bouts. Matched bouts are permitted and must be in accordance with weight limitations described in the Rule Book. (See the Guide for Making Matches at the Local Level in the Forms section)



“Active at LBC Events”

Purpose: To standardize what qualifications an official must meet in order to request a Certification/Maintenance/Elevation form to be signed for elevation or request a Referral form be signed for attendance to a National Event.

Requirements:

- Registered member of USA Boxing and in good standing.
- Have met the minimum requirements for elevation as published by the R/J Commission, at time of request.
- Active in their LBC with 25% or greater attendance at association events.
Note: Attendance must be signed by the official-in-charge in the blue Officials Passbook.
- Must have a completed Officials Referral Form sign by the President and Chief of Officials of their LBC.

Special Circumstances

- If an official has worked events outside of their LBC, each event worked will count toward the total number of events in the LBC they are registered.
- In the event the official is also a coach, they may work in the capacity of a coach/official at LBC events and receive credit for attendance.
- In special or extreme cases, the R/J Commission reserves the right to make the final decision.