



2024 AmCup Final

&

Champions Challenge

March 8-10, 2024

Kearns, UT

USS AmCup Final

Date: March 8-10, 2024

POSITION:	NAME:
Chief Referee - Men	Bill Hagert
Chief Referee- Ladies	Amy Sannes
Assistant Referee- Men	Rich Vehe, Erik Ducker (apprentice)
Assistant Referee- Ladies	Dan Immerfall, Jamie Lindquist (apprentice)
Competition Director	Derek Parra, LinLin Sun
Official Starter-Ladies	Rob Tobon
Official Starter-Men	Garth Linder
Assistant Starter	Sam Snyder
FINISH STRAIGHT JUDGE	Doral Vance, Dan Immerfall
FINISH LINE JUDGE	Fred Hirsch
CORNER JUDGE	Lois Wille
CORNER JUDGE	Mia Manganello
CORNER JUDGE	Jim Amberboy, Dasha Epperson
CORNER JUDGE	Sara Warren, LinLin Sun
ARMBANDS	Amy Wheeler
Athlete Check In	Jim Amberboy, Cassie Gutierrez
LAP COUNTER	Sara Warren, Susan Rabiger, Jim Monty, Derek Parra
LAP COUNTER	Kara Umphlett , Jim Amberboy, Larene Wyss
ON ICE-TECH	Linlin Sun
TRACK STEWARD	Cassie Furgason, Mia Manganello, Sara Bowles,
TRACK STEWARD	Lucas Shi, Noah Shi, DeBock.
AUTOMATED TIMING SPECIALIST/ PHOTO FINISH JUDGE	Steve Fisher
PHOTO FINISH AUTOMATED TIMING SPECIALIST/ PHOTO FINISH JUDGE	Robert Wyss
PHOTO FINISH JUDGE	Lynn Wyss
PHOTO FINISH JUDGE	Chris Strong
TRANSPONDERS	Bonnie Linder, Jim Monty, Jonathan Roberts
ANNOUNCERS	John McClennan

AmCup Final/Colombian Championships/Champions Challenge

Schedule Friday, March 8, 2024

Distance	# of pairs	Mins pair	Mins	Estimated		Comments
				Start	End	
Warm-up			40	7:40	8:20	
Ice Preparation, National Anthem 8:10			40	8:20	9:00	full track, 8:15 timing test ONLY hard start time
500m #1 Women	17	1.75	29.8	9:00	9:29	
Timing Break			3	9:29	9:32	
500m #1 Men (4 pairs)	4	1.75	7	9:32	9:39	
Ice Preparation			18	9:39	9:57	race lanes
500m #1 Men	22	1.75	38.5	9:57	10:35	
Ice Preparation			22	10:35	10:57	full track
1500m Women	14	3	42	10:57	11:39	
Timing Break			3	11:39	11:42	
1500m Men (5 pairs)	6	2.75	16.5	11:42	11:58	
Ice Preparation			18	11:58	12:16	race lanes
1500m Men	19	2.75	52.3	12:16	13:08	
End of Competition				13:08		

*times are subject to change

[Signature]
3/8/2024

AmCup Final / COL Championships / Champions Challenge

Salt Lake City (USA)

8 - 10 March 2024

500m Women #1

8 March 2024

Pair	Lane #	Name	Nation	Age
1	I	115 PAIZ Sara	COL	LC2
	O	128 TORRES Margarita	COL	LYA
2	I	107 HAN Audrey	USA	LB1
	O	104 D'CARD Finnley	USA	LC2
3	I	124 STAVE Elena	USA	LC1
	O	126 SU Selena	USA	LB1
4	I	106 FORRER Evie	USA	LC2
	O	120 SCHEFFLER Samantha	USA	LN3
5	I	112 LEE Kaitlyn	USA	LC2
	O	108 HAYES Avery	USA	LC2
6	I	102 CHOI Leah	USA	LB1
	O	125 STAVE Elise	USA	LB1
7	I	109 HUBBS Jenni	FIN	L35
	O	113 LINDENSKOV Natascha	DEN	LA2
8	I	122 SIMMONS Rebecca	USA	L35
	O	129 WHITCOMB Keeley	USA	LB1
9	I	114 PAES Larissa	BRA	LSA
	O	127 TEEPLES Ella	USA	LC2
10	I	137 SHOBE Ilsa	USA	LSA
	O	111 KOTWAL Shruti	IND	L30
11	I	121 SIATAMA Karen	COL	LA1
	O	123 SOLDAN Marley	USA	LB2
12	I	105 DE BOCK Emma	USA	LC2
	O	131 WOODBURY Lindsey	USA	LN2
13	I	136 BIRKELAND Giorgia	USA	LN3
	O	110 ISHIOKA Fumina	JPN	LB2

continued

AFB

500m Women #1

Pair	Lane	#	Name	Nation	Age
14	I	118	RODRIGUEZ Laura Michelle	COL	LA1
	O	130	WILLIAMS Libby	USA	LA2
15	I	100	ARO Miki	JPN	LN1
	O	119	RODRIGUEZ Maria Victoria	ARG	L30
16	I	117	RANDS-EVANS Chrysta	USA	LSA
	O	132	YDE Piper	USA	LA2
17	I	116	QUINN Anna	USA	LSA
	O	103	CRUIKSHANK Blair	USA	LN4

Randy Sannes

AmCup Final / COL Championships / Champions Challenge

Salt Lake City (USA)

8 - 10 March 2024

500m Men #1

8 March 2024

Pair	Lane	#	Name	Nation	Age
1	I	215	HUMPHREY Markevous	USA	M35
	O				
2	I	235	PIERCE Thomas	USA	MSA
	O	242	SCHWARTZ Josh	USA	MA1
3	I	269	JOHANSSON Jens	USA	M50
	O	247	TERWILLIGER Jeff	USA	M60
4	I	233	ORD Chris	USA	M40
	O	210	GICA Adriel	USA	MC2
5	I	224	KRIETER Joshua	USA	M35
	O	249	TRIMBLE Matthew	USA	M60
6	I	251	VERDUGO CAICEDO Angelo	COL	MB1
	O	200	ARCHULETTA Uel	USA	M50
7	I	237	REYNER Ben	USA	MA1
	O	234	ORD Gavin	USA	MB2
8	I	239	SALTER Jatier	USA	MB2
	O	226	MARTIN Riley	USA	MSA
9	I	219	KEOVAN Keith	USA	MA2
	O	225	LOVE Andrew	USA	M50
10	I	267	QUINN Anson	USA	MB2
	O	241	SCHLICHTING Henry	USA	MC2
11	I	211	HART-GORMAN Samuel	USA	MA1
	O	246	SONG Jeremy	USA	MC2
12	I	231	LOPES MORAES Éder	BRA	M35
	O	244	SILVA Emanuelle	CHI	M30
13	I	232	NAGEL Edward	USA	MB2
	O	214	HUBBS Michael	USA	M40

continued

RK Vela
7 MAR 2024

500m Men #1

Pair	Lane #	Name	Nation	Age
14	I	253 WHEELLOCK George	USA	MN3
	O	223 KOTANI Kentaro	JPN	MA2
15	I	205 CHAMBERLAIN Sam	USA	MC2
	O	218 JENSEN Zachary	USA	MA2
16	I	222 KOSEL Patrick	USA	MB2
	O	204 CARNEY Dan	USA	M55
17	I	236 PROVOD David	USA	MC1
	O	230 MEACHAM Aiden	USA	MB2
18	I	243 SILK William	USA	MA1
	O	220 KITCHEL Liam	USA	MB1
19	I	203 CARLSON Austin	USA	M30
	O	238 SALM Matthew	USA	MSA
20	I	252 WEBER Max	USA	MB1
	O	245 SKLUTOVSKY Alec	USA	MN2
21	I	264 DAWSON Casey	USA	MN4
	O	265 TOBON Jonathan	USA	MN1
22	I	273 GUZMAN BITAR Jhoan Sebastian	ESP	MSA
	O	212 HERMAN Auggie	USA	MN1
23	I	202 BULLARD Brian	USA	MSA
	O	229 MATSUMURA Yasuharu	JPN	MA2
24	I	213 HIROSE Yuta	JPN	MA2
	O	209 GEBAUER William	USA	MSA
25	I	272 WORLEY Tanner	USA	MSA
	O	248 TINSON Sabien	USA	MN3
26	I	255 YOKOSAWA Taiki	JPN	MN1
	O	221 KLEBA Austin	USA	MSA

Review
07 MAR 2024

AmCup Final / COL Championships / Champions Challenge

Salt Lake City (USA)

8 - 10 March 2024

1500m Women

8 March 2024

Pair	Lane #	Name	Nation	Age
1	I	128 TORRES Margarita	COL	LYA
	O			
2	I	115 PAIZ Sara	COL	LC2
	O	112 LEE Kaitlyn	USA	LC2
3	I	106 FORRER Evie	USA	LC2
	O	105 DE BOCK Emma	USA	LC2
4	I	104 D'CARD Finnley	USA	LC2
	O	108 HAYES Avery	USA	LC2
5	I	129 WHITCOMB Keeley	USA	LB1
	O	107 HAN Audrey	USA	LB1
6	I	125 STAVE Elise	USA	LB1
	O	121 SIATAMA Karen	COL	LA1
7	I	126 SU Selena	USA	LB1
	O	124 STAVE Elena	USA	LC1
8	I	137 SHOBE Ilsa	USA	LSA
	O	102 CHOI Leah	USA	LB1
9	I	122 SIMMONS Rebecca	USA	L35
	O	119 RODRIGUEZ Maria Victoria	ARG	L30
10	I	114 PAES Larissa	BRA	LSA
	O	130 WILLIAMS Libby	USA	LA2
11	I	127 TEEPLES Ella	USA	LC2
	O	113 LINDENSKOV Natascha	DEN	LA2
12	I	116 QUINN Anna	USA	LSA
	O	123 SOLDAN Marley	USA	LB2
13	I	117 RANDE-EVANS Chrysta	USA	LSA
	O	132 YDE Piper	USA	LA2

AKZ

continued

1500m Women

Pair	Lane	#	Name	Nation	Age
14	I	136	BIRKELAND Giorgia	USA	LN3
	O	131	WOODBURY Lindsey	USA	LN2



AmCup Final / COL Championships / Champions Challenge

Salt Lake City (USA)

8 - 10 March 2024

1500m Men

8 March 2024

Pair	Lane #	Name	Nation	Age
1	I	253 WHEELOCK George	USA	MN3
2	I	251 VERDUGO CAICEDO Angelo	COL	MB1
		245 SKLUTOVSKY Alec	USA	MN2
3	I	244 SILVA Emanuelle	CHI	M30
		210 GICA Adriel	USA	MC2
4	I	242 SCHWARTZ Josh	USA	MA1
		233 ORD Chris	USA	M40
5	I	226 MARTIN Riley	USA	MSA
		237 REYNER Ben	USA	MA1
6	I	249 TRIMBLE Matthew	USA	M60
		232 NAGEL Edward	USA	MB2
7	I	239 SALTER Jatier	USA	MB2
		224 KRIETER Joshua	USA	M35
8	I	234 ORD Gavin	USA	MB2
		200 ARCHULETTA Uel	USA	M50
9	I	247 TERWILLIGER Jeff	USA	M60
		225 LOVE Andrew	USA	M50
10	I	206 DE GROOT Kyler	USA	MC2
		269 JOHANSSON Jens	USA	M50
11	I	246 SONG Jeremy	USA	MC2
		219 KEOVAN Keith	USA	MA2
12	I	222 KOSEL Patrick	USA	MB2
		205 CHAMBERLAIN Sam	USA	MC2
13	I	241 SCHLICHTING Henry	USA	MC2
		267 QUINN Anson	USA	MB2

continued

RK
07 MAR 2024

1500m Men

Pair	Lane #	Name	Nation	Age
14	I	231 LOPES MORAES Éder	BRA	M35
	○	240 SASAKI Kaichi	JPN	MA1
15	I	218 JENSEN Zachary	USA	MA2
	○	236 PROVOD David	USA	MC1
16	I	230 MEACHAM Aiden	USA	MB2
	○	211 HART-GORMAN Samuel	USA	MA1
17	I	273 GUZMAN BITAR Jhoan Sebastian	ESP	MSA
	○	203 CARLSON Austin	USA	M30
18	I	208 FUNABA Mitsutaka	JPN	MB2
	○	220 KITCHEL Liam	USA	MB1
19	I	216 ICHIBA Ryouya	JPN	MA1
	○	238 SALM Matthew	USA	MSA
20	I	223 KOTANI Kentaro	JPN	MA2
	○	227 MATSUDA Shinji	JPN	MN2
21	I	252 WEBER Max	USA	MB1
	○	254 WILLIAMSON Shane	JPN	MSA
22	I	207 FITZGERALD Thomas	USA	MN3
	○	228 MATSUMOTO Issei	JPN	MN2
23	I	264 DAWSON Casey	USA	MN4
	○	243 SILK William	USA	MA1
24	I	217 ICHIBA Shota	JPN	MN1
	○	265 TOBON Jonathan	USA	MN1
25	I	209 GEBAUER William	USA	MSA
	○	212 HERMAN Auggie	USA	MN1

RK/ML
07 MAR 2024

Results

WR	36.360	Sang-Hwa Lee (KOR)	16 NOV 2013	Kearns (USA)
TR	36.360	Sang-Hwa Lee (KOR)	16 NOV 2013	Kearns (USA)

Rank	No.	Name	Country Code	Pair	Lane	Time	Gap	Note
1	117	RANDS EVANS Chrysta	USA	16	I	0:38.93	0.000	
2	100	ARO Miki	JPN	15	I	0:39.46	0.530	
3	103	CRUIKSHANK Blair	USA	17	O	0:39.49	0.560	
4	116	QUINN Anna	USA	17	I	0:39.55	0.620	
5	119	RODRIGUEZ Maria Victoria	ARG	15	O	0:39.81	0.880	
6	110	ISHIOKA Fumina	JPN	13	O	0:40.36	1.430	
7	130	WILLIAMS Libby	USA	14	O	0:40.38	1.450	
8	132	YDE Piper	USA	16	O	0:40.57	1.640	
9	131	WOODBURY Lindsey	USA	12	O	0:40.95	2.020	
10	136	BIRKELAND Giorgia	USA	13	I	0:41.04	2.110	
11	118	RODRIGUEZ Laura Michelle	COL	14	I	0:41.45	2.520	
12	105	de BOCK Emma	USA	12	I	0:41.74	2.810	
13	137	SHOBE Ilsa	USA	10	I	0:41.78	2.850	
14	123	SOLDAN Marley	USA	11	O	0:41.86	2.930	
15	111	KOTWAL Shruti	IND	10	O	0:42.15	3.220	
16	114	PAES Larissa	BRA	9	I	0:42.39	3.460	
17	121	SIATAMA Karen	COL	11	I	0:42.47	3.540	
18	109	HUBBS Jenni	FIN	7	I	0:42.72	3.790	
19	122	SIMMONS Rebecca	USA	8	I	0:43.26	4.330	
20	129	WHITCOMB Keeley	USA	8	O	0:43.52	4.590	
21	127	TEEPLES Ella	USA	9	O	0:43.77	4.840	
22	125	STAVE Elise	USA	6	O	0:43.91	4.980	
23	112	LEE Kaitlyn	USA	5	I	0:43.96	5.030	
24	124	STAVE Elena	USA	3	I	0:43.97	5.040	
25	126	SU Selena	USA	3	O	0:44.05	5.120	
26	102	CHOI Leah	USA	6	I	0:44.19	5.260	
27	113	LINDENSKOV Natascha	DEN	7	O	0:44.50	5.570	
28	106	FORRER Evie	USA	4	I	0:44.99	6.060	
29	108	HAYES Avery	USA	5	O	0:46.91	7.980	
30	104	D'CARD Finnley	USA	2	O	0:48.33	9.400	
31	107	HAN Audrey	USA	2	I	1:00.11	21.180	
32	128	TORRES Margarita	COL	1	O	1:02.31	23.380	
33	115	PAIZ Sara	COL	1	I	1:09.69	30.760	
	120	SCHEFFLER Samantha	USA	4	O	DQ		



Legend:					
I	Inner lane	No.	Start number	O	Outer lane
UR	Universiade Record	WR	World Record		

Distance Analysis in Pairs

WR	36.360	Sang-Hwa Lee (KOR)	16 NOV 2013	Kearns (USA)
TR	36.360	Sang-Hwa Lee (KOR)	16 NOV 2013	Kearns (USA)
WR:	100m	36.36		
TR:				

Pair	Lane	No.	Name				Country Code	Time	Note	Rank
			Split Time	Lap Time	Split Time	Lap Time				
1	I	115	PAIZ Sara	16.18	(16.18)	1:09.69	(53.51)	COL	1:09.69	33
	O	128	TORRES Margarita	14.20	(14.20)	1:02.31	(48.11)	COL	1:02.31	32
2	I	107	HAN Audrey	12.56	(12.56)	1:00.11	(47.55)	USA	1:00.11	31
	O	104	D'CARD Finnley	13.00	(13.00)	48.33	(35.33)	USA	0:48.33	30
3	I	124	STAVE Elena	12.18	(12.18)	43.97	(31.79)	USA	0:43.97	24
	O	126	SU Selena	12.32	(12.32)	44.05	(31.73)	USA	0:44.05	25
4	I	106	FORRER Evie	12.74	(12.74)	44.99	(32.25)	USA	0:44.99	28
	O	120	SCHEFFLER Samantha	12.37	(12.37)	44.45	(32.08)	USA		DQ
5	I	112	LEE Kaitlyn	11.92	(11.92)	43.96	(32.04)	USA	0:43.96	23
	O	108	HAYES Avery	12.87	(12.87)	46.91	(34.04)	USA	0:46.91	29
6	I	102	CHOI Leah	12.20	(12.20)	44.19	(31.99)	USA	0:44.19	26
	O	125	STAVE Elise	12.54	(12.54)	43.91	(31.37)	USA	0:43.91	22
7	I	109	HUBBS Jenni	11.73	(11.73)	42.72	(30.99)	FIN	0:42.72	18
	O	113	LINDENSKOV Natascha	12.76	(12.76)	44.50	(31.74)	DEN	0:44.50	27
8	I	122	SIMMONS Rebecca	12.31	(12.31)	43.26	(30.95)	USA	0:43.26	19
	O	129	WHITCOMB Keeley	11.93	(11.93)	43.52	(31.59)	USA	0:43.52	20
9	I	114	PAES Larissa	11.97	(11.97)	42.39	(30.42)	BRA	0:42.39	16
	O	127	TEEPLES Ella	12.55	(12.55)	43.77	(31.22)	USA	0:43.77	21

Distance Analysis in Pairs

Pair	Lane	No.	Name				Country Code	Time	Note	Rank
			Split Time	Lap Time	Split Time	Lap Time				
10	I	137	SHOBE Ilsa				USA	0:41.78		13
			11.74	(11.74)	41.78	(30.04)				
	O	111	KOTWAL Shruti				IND	0:42.15		15
			11.89	(11.89)	42.15	(30.26)				
11	I	121	SIATAMA Karen				COL	0:42.47		17
			11.84	(11.84)	42.47	(30.63)				
	O	123	SOLDAN Marley				USA	0:41.86		14
			11.63	(11.63)	41.86	(30.23)				
12	I	105	de BOCK Emma				USA	0:41.74		12
			11.91	(11.91)	41.74	(29.83)				
	O	131	WOODBURY Lindsey				USA	0:40.95		9
			11.53	(11.53)	40.95	(29.42)				
13	I	136	BIRKELAND Giorgia				USA	0:41.04		10
			11.52	(11.52)	41.04	(29.52)				
	O	110	ISHIOKA Fumina				JPN	0:40.36		6
			11.15	(11.15)	40.36	(29.21)				
14	I	118	RODRIGUEZ Laura Michelle				COL	0:41.45		11
			11.47	(11.47)	41.45	(29.98)				
	O	130	WILLIAMS Libby				USA	0:40.38		7
			11.38	(11.38)	40.38	(29.00)				
15	I	100	ARO Miki				JPN	0:39.46		2
			11.07	(11.07)	39.46	(28.39)				
	O	119	RODRIGUEZ Maria Victoria				ARG	0:39.81		5
			10.98	(10.98)	39.81	(28.83)				
16	I	117	RANDS EVANS Chrysta				USA	0:38.93		1
			10.86	(10.86)	38.93	(28.07)				
	O	132	YDE Piper				USA	0:40.57		8
			11.30	(11.30)	40.57	(29.27)				
17	I	116	QUINN Anna				USA	0:39.55		4
			10.98	(10.98)	39.55	(28.57)				
	O	103	CRUIKSHANK Blair				USA	0:39.49		3
			10.81	(10.81)	39.49	(28.68)				

Legend:			
*	Marks a record as of the time recorded, that was later surpassed	=	Equal sign indicates that two or more skaters share the same rank
No.	Start number	O	Outer lane
WR	World Record	I	Inner lane
		UR	Universiade Record

Results

WR	33.610	Kulizhnikov Pavel (RUS)	9 MAR 2019 ()
TR	33.610	Kulizhnikov Pavel (RUS)	9 MAR 2019 ()

Rank	No.	Name	Country Code	Pair	Lane	Time	Gap	Note
1	213	HIROSE Yuta	JPN	24	I	0:34.73	0.000	
2	221	KLEBA Austin	USA	26	O	0:35.26	0.530	
3	209	GEBAUER William	USA	24	O	0:35.42	0.690	
4	272	WORLEY Tanner	USA	25	I	0:35.66	0.930	
5	255	YOKOSAWA Taiki	JPN	26	I	0:36.33	1.600	
6	273	GUZMAN BITAR Jhoan Sebastian	ESP	22	I	0:36.34	1.610	
7	265	TOBON Jonathan	USA	21	O	0:36.38	1.650	
8	248	TINSON Sabien	USA	25	O	0:36.54	1.810	
9	229	MATSUMURA Yasuharu	JPN	23	O	0:36.71	1.980	
10	212	HERMAN Auggie	USA	22	O	0:36.74	2.010	
11	264	DAWSON Casey	USA	21	I	0:36.97	2.240	
12	252	WEBER Max	USA	20	I	0:37.27	2.540	
13	245	SKLUTOVSKY Alec	USA	20	O	0:37.30	2.570	
14	203	CARLSON Austin	USA	19	I	0:37.581	2.850	
15	223	KOTANI Kentaro	JPN	14	O	0:37.588	2.850	
16	238	SALM Matthew	USA	19	O	0:37.67	2.940	
17	220	KITCHEL Liam	USA	18	O	0:37.85	3.120	
18	218	JENSEN Zachary	USA	15	O	0:38.02	3.290	
19	243	SILK William	USA	18	I	0:38.62	3.890	
20	205	CHAMBERLAIN Sam	USA	15	I	0:38.93	4.200	
21	222	KOSEL Patrick	USA	16	I	0:38.98	4.250	
22	204	CARNEY Dan	USA	16	O	0:39.03	4.300	
23	253	WHEELLOCK George	USA	14	I	0:39.16	4.430	
24	236	PROVOD David	USA	17	I	0:39.29	4.560	
25	230	MEACHAM Aiden	USA	17	O	0:39.46	4.730	
26	226	MARTIN Riley	USA	8	O	0:39.61	4.880	
27	211	HART-GORMAN Sammy	USA	11	I	0:39.63	4.900	
28	251	VERDUGO Angelo	COL	6	I	0:39.84	5.110	
29	241	SCHLICHTING Henry	USA	10	O	0:40.12	5.390	
30	219	KEOVAN Keith	USA	9	I	0:40.24	5.510	
31	267	QUINN Anson	USA	10	I	0:40.30	5.570	
32	231	LOPES MORAES Eder	BRA	RS	I	0:40.35	5.620	
33	232	NAGEL Edward	USA	13	I	0:40.40	5.670	
34	225	LOVE Andrew	USA	9	O	0:40.50	5.770	
35	214	HUBBS Michael	USA	13	O	0:40.63	5.900	
36	239	SALTER Jatier	USA	8	I	0:41.46	6.730	
37	234	ORD Gavin	USA	7	O	0:41.67	6.940	
38	247	TERWILLIGER Jeff	USA	3	O	0:42.46	7.730	
39	237	REYNER Ben	USA	7	I	0:42.96	8.230	
40	210	GICA Adriel	USA	4	O	0:43.10	8.370	
41	200	ARCHULETTA Uel	USA	6	O	0:43.24	8.510	
42	242	SCHWARTZ Josh	USA	2	O	0:43.91	9.180	
43	215	HUMPHREY Markevovs	USA	1	I	0:44.08	9.350	
44	269	JOHANSSON Jens	USA	3	I	0:44.15	9.420	
45	249	TRIMBLE Matthew	USA	5	O	0:44.40	9.670	
46	235	PIERCE Thomas	USA	2	I	0:44.45	9.720	

RILVeke
21 MAR 2024

Results

Rank	No.	Name	Country Code	Pair	Lane	Time	Gap	Note
47	233	ORD Chris	USA	4	I	0:44.83	10.100	
48	224	KRIETER Joshua	USA	5	I	0:45.07	10.340	
	246	SONG Jeremy	USA	11	O	DNF		
	244	SILVA Emanuelle	CHI	12	O	DNF		
	202	BULLARD Brian	USA	23	I	DQ		

Note:
If two or more skaters obtained the same time to the hundredth of a second, the ties will be broken and presented to the thousandth of a second.

Legend:
 DNF Did Not Finish I Inner lane No. Start number
 O Outer lane RS Re-skate UR Universiade Record
 WR World Record

Rk Vele
08 MAR 2024

Distance Analysis in Pairs

WR	33.610	Kulizhnikov Pavel (RUS)	9 MAR 2019 ()
TR	33.610	Kulizhnikov Pavel (RUS)	9 MAR 2019 ()
WR:	100m	9.67	Finish 33.61
TR:		9.67	33.61

Pair	Lane	No.	Name				Country Code	Time	Note	Rank
			Split Time	Lap Time	Split Time	Lap Time				
1	I	215	HUMPHREY Markevous				USA	0:44.08		43
			11.36	(11.36)	44.08	(32.72)				
2	I	235	PIERCE Thomas				USA	0:44.45		46
			11.41	(11.41)	44.45	(33.04)				
	O	242	SCHWARTZ Josh				USA	0:43.91		42
			12.08	(12.08)	43.91	(31.83)				
3	I	269	JOHANSSON Jens				USA	0:44.15		44
			11.96	(11.96)	44.15	(32.19)				
	O	247	TERWILLIGER Jeff				USA	0:42.46		38
			11.90	(11.90)	42.46	(30.56)				
4	I	233	ORD Chris				USA	0:44.83		47
			12.58	(12.58)	44.83	(32.25)				
	O	210	GICA Adriel				USA	0:43.10		40
			11.67	(11.67)	43.10	(31.43)				
5	I	224	KRIETER Joshua				USA	0:45.07		48
			12.27	(12.27)	45.07	(32.80)				
	O	249	TRIMBLE Matthew				USA	0:44.40		45
			12.41	(12.41)	44.40	(31.99)				
6	I	251	VERDUGO Angelo				COL	0:39.84		28
			10.93	(10.93)	39.84	(28.91)				
	O	200	ARCHULETTA Uel				USA	0:43.24		41
			12.13	(12.13)	43.24	(31.11)				
7	I	237	REYNER Ben				USA	0:42.96		39
			11.71	(11.71)	42.96	(31.25)				
	O	234	ORD Gavin				USA	0:41.67		37
			11.72	(11.72)	41.67	(29.95)				
8	I	239	SALTER Jatier				USA	0:41.46		36
			11.38	(11.38)	41.46	(30.08)				
	O	226	MARTIN Riley				USA	0:39.61		26
			10.78	(10.78)	39.61	(28.83)				
9	I	219	KEOVAN Keith				USA	0:40.24		30
			11.20	(11.20)	40.24	(29.04)				
	O	225	LOVE Andrew				USA	0:40.50		34
			11.07	(11.07)	40.50	(29.43)				

Rivche
08 MAR 2024

Distance Analysis in Pairs

Pair	Lane	No.	Name				Country Code	Time	Note	Rank
			Split Time	Lap Time	Split Time	Lap Time				
10	I	267	QUINN Anson				USA	0:40.30		31
			11.27	(11.27)	40.30	(29.03)				
	O	241	SCHLICHTING Henry				USA	0:40.12		29
			11.17	(11.17)	40.12	(28.95)				
11	I	211	HART-GORMAN Sammy				USA	0:39.63		27
			11.11	(11.11)	39.63	(28.52)				
	O	246	SONG Jeremy				USA		DNF	
			11.02	(11.02)						
12	I	231	LOPES MORAES Eder				BRA	0:40.81		32
			11.07	(11.07)	40.81	(29.74)				
	O	244	SILVA Emanuelle				CHI		DNF	
			10.77	(10.77)						
13	I	232	NAGEL Edward				USA	0:40.40		33
			10.88	(10.88)	40.40	(29.52)				
	O	214	HUBBS Michael				USA	0:40.63		35
			11.54	(11.54)	40.63	(29.09)				
14	I	253	WHELOCK George				USA	0:39.16		23
			10.97	(10.97)	39.16	(28.19)				
	O	223	KOTANI Kentaro				JPN	0:37.588		15
			10.62	(10.62)	37.58	(26.96)				
15	I	205	CHAMBERLAIN Sam				USA	0:38.93		20
			10.79	(10.79)	38.93	(28.14)				
	O	218	JENSEN Zachary				USA	0:38.02		18
			10.60	(10.60)	38.02	(27.42)				
16	I	222	KOSEL Patrick				USA	0:38.98		21
			10.91	(10.91)	38.98	(28.07)				
	O	204	CARNEY Dan				USA	0:39.03		22
			10.82	(10.82)	39.03	(28.21)				
17	I	236	PROVOD David				USA	0:39.29		24
			11.07	(11.07)	39.29	(28.22)				
	O	230	MEACHAM Aiden				USA	0:39.46		25
			10.89	(10.89)	39.46	(28.57)				
18	I	243	SILK William				USA	0:38.62		19
			11.09	(11.09)	38.62	(27.53)				
	O	220	KITCHEL Liam				USA	0:37.85		17
			10.70	(10.70)	37.85	(27.15)				
19	I	203	CARLSON Austin				USA	0:37.581		14
			10.43	(10.43)	37.58	(27.15)				
	O	238	SALM Matthew				USA	0:37.67		16
			10.39	(10.39)	37.67	(27.28)				

Ric White
08 MAR 2024

Distance Analysis in Pairs

Pair	Lane	No.		Name				Country Code	Time	Note	Rank
		Split Time	Lap Time	Split Time	Lap Time						
20	I	252	WEBER Max	10.44	(10.44)	37.27	(26.83)	USA	0:37.27		12
	O	245	SKLUTOVSKY Alec	10.63	(10.63)	37.30	(26.67)	USA	0:37.30		13
21	I	264	DAWSON Casey	10.78	(10.78)	36.97	(26.19)	USA	0:36.97		11
	O	265	TOBON Jonathan	10.37	(10.37)	36.38	(26.01)	USA	0:36.38		7
22	I	273	GUZMAN BITAR Jhoan Sebastian	10.07	(10.07)	36.34	(26.27)	ESP	0:36.34		6
	O	212	HERMAN Auggie	10.26	(10.26)	36.74	(26.48)	USA	0:36.74		10
23	I	202	BULLARD Brian	10.24	(10.24)	38.23	(27.99)	USA		DQ	
	O	229	MATSUMURA Yasuharu	10.10	(10.10)	36.71	(26.61)	JPN	0:36.71		9
24	I	213	HIROSE Yuta	9.74	(9.74)	34.73	(24.99)	JPN	0:34.73		1
	O	209	GEBAUER William	10.06	(10.06)	35.42	(25.36)	USA	0:35.42		3
25	I	272	WORLEY Tanner	9.98	(9.98)	35.66	(25.68)	USA	0:35.66		4
	O	248	TINSON Sabien	10.26	(10.26)	36.54	(26.28)	USA	0:36.54		8
26	I	255	YOKOSAWA Taiki	10.11	(10.11)	36.33	(26.22)	JPN	0:36.33		5
	O	221	KLEBA Austin	9.96	(9.96)	35.26	(25.30)	USA	0:35.26		2
RS	I	231	LOPES MORAES Eder	11.23	(11.23)	40.35	(29.12)	BRA	0:40.35		32

Legend:					
*	Marks a record as of the time recorded, that was later surpassed	=	Equal sign indicates that two or more skaters share the same rank	DNF	Did Not Finish
I	Inner lane	No.	Start number	O	Outer lane
RS	Re-skate	UR	Universiade Record	WR	World Record

River
08 MAR 2024

Results

WR	1:49.830	Takagi Miho (JPN)	10 MAR 2019	()
TR	1:49.830	Takagi Miho (JPN)	10 MAR 2019	()

Rank	No.	Name	Country Code	Pair	Lane	Time	Gap	Note
1	116	QUINN Anna	USA	12	I	2:02.50	0.000	
2	117	RANDS EVANS Chrysta	USA	13	I	2:02.853	0.350	
3	136	BIRKELAND Giorgia	USA	14	I	2:02.856	0.350	
4	123	SOLDAN Marley	USA	12	O	2:04.94	2.440	
5	131	WOODBURY Lindsey	USA	14	O	2:05.71	3.210	
6	132	YDE Piper	USA	13	O	2:05.72	3.220	
7	130	WILLIAMS Libby	USA	10	O	2:06.94	4.440	
8	122	SIMMONS Rebecca	USA	9	I	2:07.89	5.390	
9	119	RODRIGUEZ Maria Victoria	ARG	9	O	2:08.46	5.960	
10	114	PAES Larissa	BRA	10	I	2:09.04	6.540	
11	113	LINDENSKOV Natascha	DEN	11	O	2:09.45	6.950	
12	105	de BOCK Emma	USA	3	O	2:09.82	7.320	
13	137	SHOBE Ilsa	USA	8	I	2:10.02	7.520	
14	127	TEEPLES Ella	USA	11	I	2:12.08	9.580	
15	102	CHOI Leah	USA	8	O	2:13.37	10.870	
16	125	STAVE Elise	USA	6	I	2:13.81	11.310	
17	126	SU Selena	USA	7	I	2:13.98	11.480	
18	124	STAVE Elena	USA	7	O	2:14.88	12.380	
19	129	WHITCOMB Keeley	USA	5	I	2:17.43	14.930	
20	121	SIATAMA Karen	COL	6	O	2:20.45	17.950	
21	108	HAYES Avery	USA	4	O	2:23.57	21.070	
22	107	HAN Audrey	USA	5	O	2:23.71	21.210	
23	106	FORRER Evie	USA	3	I	2:24.34	21.840	
24	112	LEE Kaitlyn	USA	2	O	2:30.87	28.370	
25	104	D'CARD Finnley	USA	4	I	2:31.87	29.370	
26	128	TORRES Margarita	COL	1	I	2:52.63	50.130	
	115	PAIZ Sara	COL	2	I	DQ		

Note:
If two or more skaters obtained the same time to the hundredth of a second, the ties will be broken and presented to the thousandth of a second.

Legend:
I Inner lane
UR Universiade Record
No. Start number
WR World Record
O Outer lane

Distance Analysis in Pairs

WR	1:49.830	Takagi Miho (JPN)				10 MAR 2019 ()			
TR	1:49.830	Takagi Miho (JPN)				10 MAR 2019 ()			
WR:	300m	24.74	700m	51.69	1100m	1:19.66	Finish	1:49.83	
TR:		24.74		51.69		1:19.66		1:49.83	

Pair	Lane	No.	Name					Country Code	Time		Note	Rank
			Split Time	Lap Time	Split Time	Lap Time	Split Time		Lap Time	Split Time		
1	I	128	TORRES Margarita					COL	2:52.63			26
			34.28	(34.28)	1:19.45	(45.17)	2:06.02					
2	I	115	PAIZ Sara					COL			DQ	
			42.90	(42.90)	1:36.22	(53.32)	2:33.70					
	O	112	LEE Kaitlyn					USA	2:30.87			24
			30.91	(30.91)	1:07.95	(37.04)	1:47.80					
3	I	106	FORRER Evie					USA	2:24.34			23
			30.11	(30.11)	1:06.09	(35.98)	1:45.93					
	O	105	de BOCK Emma					USA	2:09.82			12
			28.21	(28.21)	59.95	(31.74)	1:33.78					
4	I	104	D'CARD Finnley					USA	2:31.87			25
			32.49	(32.49)	1:09.84	(37.35)	1:49.87					
	O	108	HAYES Avery					USA	2:23.57			21
			30.25	(30.25)	1:05.40	(35.15)	1:43.57					
5	I	129	WHITCOMB Keeley					USA	2:17.43			19
			29.06	(29.06)	1:03.00	(33.94)	1:39.54					
	O	107	HAN Audrey					USA	2:23.71			22
			30.54	(30.54)	1:05.94	(35.40)	1:44.18					
6	I	125	STAVE Elise					USA	2:13.81			16
			29.52	(29.52)	1:01.96	(32.44)	1:36.90					
	O	121	SIATAMA Karen					COL	2:20.45			20
			29.41	(29.41)	1:03.04	(33.63)	1:39.83					
7	I	126	SU Selena					USA	2:13.98			17
			28.34	(28.34)	1:01.60	(33.26)	1:36.86					
	O	124	STAVE Elena					USA	2:14.88			18
			29.09	(29.09)	1:02.31	(33.22)	1:37.69					
8	I	137	SHOBE Ilsa					USA	2:10.02			13
			28.29	(28.29)	1:00.08	(31.79)	1:33.88					
	O	102	CHOI Leah					USA	2:13.37			15
			29.48	(29.48)	1:02.97	(33.49)	1:37.88					
9	I	122	SIMMONS Rebecca					USA	2:07.89			8
			28.84	(28.84)	59.87	(31.03)	1:32.75					
	O	119	RODRIGUEZ Maria Victoria					ARG	2:08.46			9
			27.09	(27.09)	57.87	(30.78)	1:32.02					

Distance Analysis in Pairs

Pair	Lane	No.	Name					Country Code	Time	Note	Rank		
			Split Time	Lap Time	Split Time	Lap Time	Split Time					Lap Time	Split Time
10	I	114	PAES Larissa	28.15	(28.15)	58.77	(30.62)	1:32.21	(33.44)	BRA	2:09.04	(36.83)	10
	O	130	WILLIAMS Libby	27.64	(27.64)	57.73	(30.09)	1:30.42	(32.69)	USA	2:06.94	(36.52)	7
11	I	127	TEEPLES Ella	28.94	(28.94)	1:01.60	(32.66)	1:36.04	(34.44)	USA	2:12.08	(36.04)	14
	O	113	LINDENSKOV Natascha	29.96	(29.96)	1:02.49	(32.53)	1:35.47	(32.98)	DEN	2:09.45	(33.98)	11
12	I	116	QUINN Anna	27.29	(27.29)	57.04	(29.75)	1:28.81	(31.77)	USA	2:02.50	(33.69)	1
	O	123	SOLDAN Marley	27.87	(27.87)	58.90	(31.03)	1:31.40	(32.50)	USA	2:04.94	(33.54)	4
13	I	117	RANDS EVANS Chrysta	25.96	(25.96)	55.21	(29.25)	1:27.39	(32.18)	USA	2:02.853	(35.46)	2
	O	132	YDE Piper	26.99	(26.99)	58.02	(31.03)	1:30.85	(32.83)	USA	2:05.72	(34.87)	6
14	I	136	BIRKELAND Giorgia	26.70	(26.70)	57.00	(30.30)	1:29.31	(32.31)	USA	2:02.856	(33.54)	3
	O	131	WOODBURY Lindsey	28.31	(28.31)	59.23	(30.92)	1:31.55	(32.32)	USA	2:05.71	(34.16)	5

Legend:					
*	Marks a record as of the time recorded, that was later surpassed	=	Equal sign indicates that two or more skaters share the same rank	I	Inner lane
No.	Start number	O	Outer lane	UR	Universiade Record
WR	World Record				

Results

WR	1:40.170	Nuis Kjeld (NED)	10 MAR 2019	()
TR	1:40.170	Nuis Kjeld (NED)	10 MAR 2019	()

Rank	No.	Name	Country Code	Pair	Lane	Time	Gap	Note
1	264	DAWSON Casey	USA	23	I	1:45.07	0.000	
2	265	TOBON Jonathan	USA	24	O	1:46.75	1.680	
3	209	GEBAUER William	USA	25	I	1:48.27	3.200	
4	217	ICHIBA Shota	JPN	24	I	1:48.99	3.920	
5	223	KOTANI Kentaro	JPN	20	I	1:49.08	4.010	
6	212	HERMAN Auggie	USA	25	O	1:49.42	4.350	
7	227	MATSUDA Shinji	JPN	20	O	1:49.56	4.490	
8	254	WILLIAMSON Shane	JPN	21	O	1:50.46	5.390	
9	216	ICHIBA Ryouya	JPN	19	I	1:50.70	5.630	
10	228	MATSUMOTO Issei	JPN	22	O	1:50.76	5.690	
11	243	SILK William	USA	23	O	1:51.39	6.320	
12	207	FITZGERALD Thomas	USA	22	I	1:51.52	6.450	
13	252	WEBER Max	USA	21	I	1:52.23	7.160	
14	220	KITCHEL Liam	USA	18	O	1:52.67	7.600	
15	273	GUZMAN BITAR Jhoan Sebastian	ESP	17	I	1:53.85	8.780	
16	238	SALM Matthew	USA	19	O	1:53.93	8.860	
17	203	CARLSON Austin	USA	17	O	1:53.97	8.900	
18	240	SASAKI Kaichi	JPN	14	O	1:56.25	11.180	
19	208	FUNABA Mitsutaka	JPN	18	I	1:56.85	11.780	
20	236	PROVOD David	USA	15	O	1:57.07	12.000	
21	211	HART-GORMAN Sammy	USA	16	O	1:57.17	12.100	
22	231	LOPES MORAES Eder	BRA	14	I	1:57.39	12.320	
23	218	JENSEN Zachary	USA	15	I	1:57.69	12.620	
24	230	MEACHAM Aiden	USA	16	I	1:58.22	13.150	
25	222	KOSEL Patrick	USA	12	I	2:00.13	15.060	
26	245	SKLUTOVSKY Alec	USA	2	O	2:00.68	15.610	
27	219	KEOVAN Keith	USA	11	O	2:01.58	16.510	
28	267	QUINN Anson	USA	13	O	2:01.89	16.820	
29	205	CHAMBERLAIN Sam	USA	12	O	2:01.92	16.850	
30	241	SCHLICHTING Henry	USA	13	I	2:03.92	18.850	
31	234	ORD Gavin	USA	8	I	2:04.80	19.730	
32	226	MARTIN Riley	USA	5	I	2:05.05	19.980	
33	247	TERWILLIGER Jeff	USA	9	I	2:07.31	22.240	
34	246	SONG Jeremy	USA	11	I	2:07.45	22.380	
35	206	de GROOT Kyler	USA	10	I	2:09.04	23.970	
36	225	LOVE Andrew	USA	9	O	2:09.16	24.090	
37	251	VERDUGO Angelo	COL	2	I	2:09.19	24.120	
38	200	ARCHULETTA Uel	USA	8	O	2:09.82	24.750	
39	249	TRIMBLE Matthew	USA	6	I	2:12.48	27.410	
40	237	REYNER Ben	USA	5	O	2:12.94	27.870	
41	269	JOHANSSON Jens	USA	10	O	2:13.00	27.930	
42	242	SCHWARTZ Josh	USA	4	I	2:15.01	29.940	
43	232	NAGEL Edward	USA	6	O	2:15.40	30.330	
44	239	SALTER Jatier	USA	7	I	2:15.68	30.610	
45	224	KRIETER Joshua	USA	7	O	2:18.91	33.840	
46	210	GICA Adriel	USA	3	O	2:20.38	35.310	

RLV
08 MAR 2024

Results

Rank	No.	Name	Country Code	Pair	Lane	Time	Gap	Note
47	233	ORD Chris	USA	4	O	2:20.74	35.670	
	253	WHEELOCK George	USA	1	I	DQ		
	244	SILVA Emanuelle	CHI	3	I	DNS		

Legend:

DNS Did Not Start
O Outer lane

I Inner lane
UR Universiade Record

No. Start number
WR World Record

*Review
08 MAR 2024*

Distance Analysis in Pairs

WR	1:40.170	Nuis Kjeld (NED)				10 MAR 2019 ()			
TR	1:40.170	Nuis Kjeld (NED)				10 MAR 2019 ()			
WR:	300m	22.91	700m	47.17	1100m	1:12.38	Finish	1:40.17	
TR:		22.91		47.17		1:12.38		1:40.17	

Pair	Lane	No.	Name					Country Code	Time		Note	Rank
			Split Time	Lap Time	Split Time	Lap Time	Split Time		Lap Time	Split Time		
1	I	253	WHELOCK George					USA			DQ	
			26.74	(26.74)	56.17	(29.43)	1:28.92	(32.75)	2:06.78	(37.86)		
2	I	251	VERDUGO Angelo					COL	2:09.19			37
			26.89	(26.89)	58.34	(31.45)	1:32.37	(34.03)	2:09.19	(36.82)		
	O	245	SKLUTOVSKY Alec					USA	2:00.68			26
			26.22	(26.22)	55.81	(29.59)	1:27.37	(31.56)	2:00.68	(33.31)		
3	I	244	SILVA Emanuelle					CHI			DNS	
	O	210	GICA Adriel					USA	2:20.38			46
			29.23	(29.23)	1:03.80	(34.57)	1:42.09	(38.29)	2:20.38	(38.29)		
4	I	242	SCHWARTZ Josh					USA	2:15.01			42
			28.79	(28.79)	1:02.10	(33.31)	1:37.50	(35.40)	2:15.01	(37.51)		
	O	233	ORD Chris					USA	2:20.74			47
			30.20	(30.20)	1:03.68	(33.48)	1:40.59	(36.91)	2:20.74	(40.15)		
5	I	226	MARTIN Riley					USA	2:05.05			32
			26.50	(26.50)	56.74	(30.24)	1:29.53	(32.79)	2:05.05	(35.52)		
	O	237	REYNER Ben					USA	2:12.94			40
			28.61	(28.61)	1:00.87	(32.26)	1:35.77	(34.90)	2:12.94	(37.17)		
6	I	249	TRIMBLE Matthew					USA	2:12.48			39
			29.01	(29.01)	1:01.62	(32.61)	1:36.25	(34.63)	2:12.48	(36.23)		
	O	232	NAGEL Edward					USA	2:15.40			43
			27.72	(27.72)	1:01.06	(33.34)	1:37.76	(36.70)	2:15.40	(37.64)		
7	I	239	SALTER Jatier					USA	2:15.68			44
			28.91	(28.91)	1:02.19	(33.28)	1:38.01	(35.82)	2:15.68	(37.67)		
	O	224	KRIETER Joshua					USA	2:18.91			45
			29.53	(29.53)	1:03.64	(34.11)	1:40.15	(36.51)	2:18.91	(38.76)		
8	I	234	ORD Gavin					USA	2:04.80			31
			27.93	(27.93)	59.23	(31.30)	1:31.76	(32.53)	2:04.80	(33.04)		
	O	200	ARCHULETTA Uel					USA	2:09.82			38
			27.90	(27.90)	58.86	(30.96)	1:33.00	(34.14)	2:09.82	(36.82)		
9	I	247	TERWILLIGER Jeff					USA	2:07.31			33
			28.30	(28.30)	59.55	(31.25)	1:32.69	(33.14)	2:07.31	(34.62)		
	O	225	LOVE Andrew					USA	2:09.16			36
			27.74	(27.74)	58.71	(30.97)	1:32.34	(33.63)	2:09.16	(36.82)		

R K V K
08 MAR 2024

Distance Analysis in Pairs

Pair	Lane	No.	Name					Country Code	Time	Note	Rank
			Split Time	Lap Time	Split Time	Lap Time	Split Time	Lap Time	Split Time		
10	I	206	de GROOT Kyler					USA	2:09.04		35
			28.84	(28.84)	1:00.67	(31.83)	1:34.08	(33.41)	2:09.04	(34.96)	
	O	269	JOHANSSON Jens					USA	2:13.00		41
			28.43	(28.43)	1:01.14	(32.71)	1:36.88	(35.74)	2:13.00	(36.12)	
11	I	246	SONG Jeremy					USA	2:07.45		34
			27.45	(27.45)	58.55	(31.10)	1:31.87	(33.32)	2:07.45	(35.58)	
	O	219	KEOVAN Keith					USA	2:01.58		27
			25.76	(25.76)	55.06	(29.30)	1:26.96	(31.90)	2:01.58	(34.62)	
12	I	222	KOSEL Patrick					USA	2:00.13		25
			26.47	(26.47)	56.00	(29.53)	1:27.11	(31.11)	2:00.13	(33.02)	
	O	205	CHAMBERLAIN Sam					USA	2:01.92		29
			26.78	(26.78)	56.42	(29.64)	1:28.47	(32.05)	2:01.92	(33.45)	
13	I	241	SCHLICHTING Henry					USA	2:03.92		30
			26.11	(26.11)	55.86	(29.75)	1:28.31	(32.45)	2:03.92	(35.61)	
	O	267	QUINN Anson					USA	2:01.89		28
			26.55	(26.55)	56.28	(29.73)	1:28.35	(32.07)	2:01.89	(33.54)	
14	I	231	LOPES MORAES Eder					BRA	1:57.39		22
			27.30	(27.30)	56.21	(28.91)	1:26.17	(29.96)	1:57.39	(31.22)	
	O	240	SASAKI Kaichi					JPN	1:56.25		18
			26.47	(26.47)	55.04	(28.57)	1:25.00	(29.96)	1:56.25	(31.25)	
15	I	218	JENSEN Zachary					USA	1:57.69		23
			25.05	(25.05)	53.19	(28.14)	1:23.77	(30.58)	1:57.69	(33.92)	
	O	236	PROVOD David					USA	1:57.07		20
			26.09	(26.09)	54.77	(28.68)	1:25.58	(30.81)	1:57.07	(31.49)	
16	I	230	MEACHAM Aiden					USA	1:58.22		24
			26.41	(26.41)	56.04	(29.63)	1:26.48	(30.44)	1:58.22	(31.74)	
	O	211	HART-GORMAN Sammy					USA	1:57.17		21
			26.05	(26.05)	54.97	(28.92)	1:25.39	(30.42)	1:57.17	(31.78)	
17	I	273	GUZMAN BITAR Jhoan Sebastian					ESP	1:53.85		15
			25.70	(25.70)	54.24	(28.54)	1:23.30	(29.06)	1:53.85	(30.55)	
	O	203	CARLSON Austin					USA	1:53.97		17
			24.84	(24.84)	52.76	(27.92)	1:22.33	(29.57)	1:53.97	(31.64)	
18	I	208	FUNABA Mitsutaka					JPN	1:56.85		19
			25.63	(25.63)	54.42	(28.79)	1:24.95	(30.53)	1:56.85	(31.90)	
	O	220	KITCHEL Liam					USA	1:52.67		14
			24.96	(24.96)	52.70	(27.74)	1:21.91	(29.21)	1:52.67	(30.76)	
19	I	216	ICHIBA Ryouya					JPN	1:50.70		9
			25.50	(25.50)	52.84	(27.34)	1:21.11	(28.27)	1:50.70	(29.59)	
	O	238	SALM Matthew					USA	1:53.93		16
			25.15	(25.15)	52.65	(27.50)	1:21.60	(28.95)	1:53.93	(32.33)	

*Review
08 MAR 2024*

AmCup Final/Colombian Championships/Champions Challenge

Schedule Saturday, March 9, 2024

Distance	# of pairs	Mins pair	Mins	Estimated		Comments
				Start	End	
Warm-up			50	7:00	7:50	
Ice Preparation			40	7:50	8:30	
500m #2 Women	17	1.75	29.75	8:30	8:59	full track ONLY hard start time
Timing Break			3	8:59	9:02	
500m #2 Men (pairs 1-6)	6	1.75	10.5	9:02	9:12	
Ice Preparation			18	9:12	9:30	race lanes
500m #2 Men (pairs 7-29)	23	1.75	40.25	9:30	10:10	
Ice Preparation			18	10:10	10:28	race lanes
1000m #1 Women (quads)	8	3	24	10:28	10:52	
Timing Break			3	10:52	10:55	
1000m #1 Men (quads 1-3)	3	3	9	10:55	11:04	
Ice Preparation			18	11:04	11:22	race lanes
1000m #1 Men (quads 4-13)	10	3	30	11:22	11:52	
Ice Preparation			40	11:52	12:32	full track
3000m Women (quads)	4	7	28	12:32	13:00	
Timing Break			3	13:00	13:03	
3000m Men (quads)	3	7	21	13:03	13:24	
Ice Preparation			18	13:24	13:42	race lanes
5000m Women (quad)	1	8.5	8.5	13:42	13:50	
Timing Break			3	13:50	13:53	
5000m Men (quads)	5	8	40	13:53	14:33	
Timing Break			3	14:33	14:36	
10000m Men pair	1	14	14	14:36	14:50	

End of competition

14:50

*times are subject to change

Anthony S...
3/9/2024

Start List

REVISED
9 MAR 7:30

WR	36.360	Sang-Hwa Lee (KOR)	16 NOV 2013	Kearns (USA)
TR	36.360	Sang-Hwa Lee (KOR)	16 NOV 2013	Kearns (USA)

Pair	Lane	No. Name	Country Code
1	I O	133 ACERO PINEDA Marina	COL
2	I O	120 SCHEFFLER Samantha 134 FEINBERG Kathy	USA USA
3	I O	128 TORRES Margarita 135 HEO Seongsil Scarlet	COL KOR
4	I O	104 D'CARD Finnley 115 PAIZ Sara	USA COL
5	I O	108 HAYES Avery 107 HAN Audrey	USA USA
6	I O	113 LINDENSKOV Natascha 106 FORRER Evie	DEN USA
7	I O	126 SU Selena 102 CHOI Leah	USA USA
8	I O	125 STAVE Elise 124 STAVE Elena	USA USA
9	I O	129 WHITCOMB Keeley 112 LEE Kaitlyn	USA USA
10	I O	111 KOTWAL Shruti 122 SIMMONS Rebecca	IND USA
11	I O	123 SOLDAN Marley 121 SIATAMA Karen	USA COL
12	I O	131 WOODBURY Lindsey 114 PAES Larissa	USA BRA
13	I O	132 YDE Piper 137 SHOBE Ilsa	USA USA
14	I O	130 WILLIAMS Libby 136 BIRKELAND Giorgia	USA USA
15	I O	110 ISHIOKA Fumina 116 QUINN Anna	JPN USA
16	I O	119 RODRIGUEZ Maria Victoria 100 ARO Miki	ARG JPN
17	I O	103 CRUIKSHANK Blair 117 RANDS EVANS Chrysta	USA USA

Start List

REVISED
9 MAR 7:35

WR	33.610	Kulizhnikov Pavel (RUS)	9 MAR 2019 ()
TR	33.610	Kulizhnikov Pavel (RUS)	9 MAR 2019 ()

Pair	Lane	No. Name	Country Code
1	I O	270 SHI Lucas	USA
2	I O	271 SHI Noah 262 UEHARA Toru	USA JPN
3	I O	257 EPPERSON Tristan 259 MANGUM Ezra	USA USA
4	I O	258 GROEN Gary 263 VALDEZ Deavon	USA USA
5	I O	260 ORD Anders 268 de BOCK Nickolas	USA USA
6	I O	261 PRICE Dawson 256 EPPERSON Sebastian	USA USA
7	I O	244 SILVA Emanuelle 202 BULLARD Brian	CHI USA
8	I O	246 SONG Jeremy 224 KRIETER Joshua	USA USA
9	I O	249 TRIMBLE Matthew 233 ORD Chris	USA USA
10	I O	242 SCHWARTZ Josh 235 PIERCE Thomas	USA USA
11	I O	200 ARCHULETTA Uel 215 HUMPHREY Markevous	USA USA
12	I O	210 GICA Adriel 237 REYNER Ben	USA USA
13	I O	247 TERWILLIGER Jeff 239 SALTER Jatier	USA USA
14	I O	234 ORD Gavin 232 NAGEL Edward	USA USA
15	I O	214 HUBBS Michael 231 LOPES MORAES Eder	USA BRA
16	I O	225 LOVE Andrew 267 QUINN Anson	USA USA
17	I O	241 SCHLICHTING Henry 219 KEOVAN Keith	USA USA

Start List

REVISED
9 MAR 7:35

Pair	Lane	No. Name	Country Code
18	I	226 MARTIN Riley	USA
	O	251 VERDUGO Angelo	COL
19	I	230 MEACHAM Aiden	USA
	O	211 HART-GORMAN Sammy	USA
20	I	204 CARNEY Dan	USA
	O	236 PROVOD David	USA
21	I	218 JENSEN Zachary	USA
	O	253 WHEELOCK George	USA
22	I	220 KITCHEL Liam	USA
	O	222 KOSEL Patrick	USA
23	I	238 SALM Matthew	USA
	O	205 CHAMBERLAIN Sam	USA
24	I	245 SKLUTOVSKY Alec	USA
	O	203 CARLSON Austin	USA
25	I	212 HERMAN Auggie	USA
	O	252 WEBER Max	USA
26	I	229 MATSUMURA Yasuharu	JPN
	O	273 GUZMAN BITAR Jhoan Sebastian	ESP
27	I	248 TINSON Sabien	USA
	O	255 YOKOSAWA Taiki	JPN
28	I	209 GEBAUER William	USA
	O	272 WORLEY Tanner	USA
29	I	221 KLEBA Austin	USA
	O	213 HIROSE Yuta	JPN

Bill Agent
3/9/24

Legend:

I	Inner lane	No.	Start Number	O	Outer lane
UR	Universiade Record	WR	World Record		

Start List

REVISED
9 MAR 7:43

WR	1:11.610	Bowe Brittany (USA)	9 MAR 2019 ()
TR	1:11.610	Bowe Brittany (USA)	9 MAR 2019 ()

Pair	Lane	No. Name	Country Code
1	I	135 HEO Seongsil Scarlet	KOR
	O		
2	I	128 TORRES Margarita	COL
	O	115 PAIZ Sara	COL
3	I	133 ACERO PINEDA Marina	COL
	O	134 FEINBERG Kathy	USA
4	I	112 LEE Kaitlyn	USA
	O	104 D'CARD Finnley	USA
5	I	107 HAN Audrey	USA
	O	106 FORRER Evie	USA
6	I	124 STAVE Elena	USA
	O	108 HAYES Avery	USA
7	I	129 WHITCOMB Keeley	USA
	O	126 SU Selena	USA
8	I	127 TEEPLES Ella	USA
	O	125 STAVE Elise	USA
9	I	111 KOTWAL Shruti	IND
	O	121 SIATAMA Karen	COL
10	I	110 ISHIOKA Fumina	JPN
	O	105 de BOCK Emma	USA
11	I	114 PAES Larissa	BRA
	O	122 SIMMONS Rebecca	USA
12	I	136 BIRKELAND Giorgia	USA
	O	137 SHOBE Ilsa	USA
13	I	100 ARO Miki	JPN
	O	131 WOODBURY Lindsey	USA
14	I	116 QUINN Anna	USA
	O	103 CRUIKSHANK Blair	USA
15	I	119 RODRIGUEZ Maria Victoria	ARG
	O	117 RANDS EVANS Chrysta	USA

Legend:				
I	Inner lane	No.	Start Number	O
UR	Universiade Record	WR	World Record	
				Outer lane

Start List

REVISED
9 MAR 7:28

WR	1:05.370	STOLZ Jordan (USA)	26 JAN 2024 ()
TR	1:05.370	STOLZ Jordan (USA)	26 JAN 2024 ()

Pair	Lane	No.	Name	Country Code
1	I O	244	SILVA Emanuelle	CHI
2	I O	210 235	GICA Adriel PIERCE Thomas	USA USA
3	I O	253 259	WHEELLOCK George MANGUM Ezra	USA USA
4	I O	262 257	UEHARA Toru EPPERSON Tristan	JPN USA
5	I O	270 263	SHI Lucas VALDEZ Deavon	USA USA
6	I O	271 242	SHI Noah SCHWARTZ Josh	USA USA
7	I O	260 261	ORD Anders PRICE Dawson	USA USA
8	I O	258 256	GROEN Gary EPPERSON Sebastian	USA USA
9	I O	237 268	REYNER Ben de BOCK Nickolas	USA USA
10	I O	233 251	ORD Chris VERDUGO Angelo	USA COL
11	I O	239 232	SALTER Jatier NAGEL Edward	USA USA
12	I O	247 246	TERWILLIGER Jeff SONG Jeremy	USA USA
13	I O	249 200	TRIMBLE Matthew ARCHULETTA Uel	USA USA
14	I O	219 218	KEOVAN Keith JENSEN Zachary	USA USA
15	I O	214 225	HUBBS Michael LOVE Andrew	USA USA
16	I O	204 222	CARNEY Dan KOSEL Patrick	USA USA
17	I O	267 205	QUINN Anson CHAMBERLAIN Sam	USA USA
18	I O	229 227	MATSUMURA Yasuharu MATSUDA Shinji	JPN JPN
19	I O	202 255	BULLARD Brian YOKOSAWA Taiki	USA JPN



SAT 9 MAR 2024

AmCup Final / Columbian Championship /

Men 1000 m #1



USSPEEDSKATING

Start List

REVISED
9 MAR 7:28

Pair	Lane	No. Name	Country Code
20	I	245 SKLUTOVSKY Alec	USA
	O	238 SALM Matthew	USA
21	I	230 MEACHAM Aiden	USA
	O	203 CARLSON Austin	USA
22	I	221 KLEBA Austin	USA
	O	264 DAWSON Casey	USA
23	I	272 WORLEY Tanner	USA
	O	273 GUZMAN BITAR Jhoan Sebastian	ESP
24	I	217 ICHIBA Shota	JPN
	O	209 GEBAUER William	USA
25	I	248 TINSON Sabien	USA
	O	212 HERMAN Auggie	USA

Bill Hagent
3/9/24

Legend:

I	Inner lane	No.	Start Number	O	Outer lane
UR	Universiade Record	WR	World Record		

AmCup Final / COL Championships / Champions Challenge


Salt Lake City (USA)

8 - 10 March 2024

3000m Women

9 March 2024

Pair	Lane #	Name	Nation	Age
1	I	112 LEE Kaitlyn	USA	LC2
	O			
2	W	104 D'CARD Finnley	USA	LC2
	R	124 STAVE Elena	USA	LC1
3	Y	106 FORRER Evie	USA	LC2
	B	107 HAN Audrey	USA	LB1
4	W	125 STAVE Elise	USA	LB1
	R	126 SU Selena	USA	LB1
5	Y	105 DE BOCK Emma	USA	LC2
	B	129 WHITCOMB Keeley	USA	LB1
6	W	130 WILLIAMS Libby	USA	LA2
	R	127 TEEPLES Ella	USA	LC2
7	Y	113 LINDENSKOV Natascha	DEN	LA2
	B	122 SIMMONS Rebecca	USA	L35



AmCup Final / COL Championships / Champions Challenge

Salt Lake City (USA)

8 - 10 March 2024

3000m Men

9 March 2024

Pair	Lane #	Name	Nation	Age
1	W	224 KRIETER Joshua	USA	M35
2	Y	210 GICA Adriel	USA	MC2
	B	242 SCHWARTZ Josh	USA	MA1
3	W	249 TRIMBLE Matthew	USA	M60
		246 SONG Jeremy	USA	MC2
4	Y	237 REYNER Ben	USA	MA1
	B	206 DE GROOT Kyler	USA	MC2
5	W	264 DAWSON Casey	USA	MN4
		269 JOHANSSON Jens	USA	M50
6	Y	241 SCHLICHTING Henry	USA	MC2
	B	247 TERWILLIGER Jeff	USA	M60

Rick Rabe
08 MAR 2024

AmCup Final / COL Championships / Champions Challenge


Salt Lake City (USA)

8 - 10 March 2024

5000m Women

9 March 2024

Pair	Lane #	Name	Nation	Age	
1	W	102	CHOI Leah	USA	LB1
2	Y	123	SOLDAN Marley	USA	LB2
	B	132	YDE Piper	USA	LA2



Start List

REVISED
9 MAR 12:08

WR	6:01.560	Van Der Poel Nils (SWE)	3 DEC 2021	()
TR	6:01.560	Van Der Poel Nils (SWE)	3 DEC 2021	()

Pair	Lane	No.	Name	Country Code
1	I	226	MARTIN Riley	USA
	O			
2	I	234	ORD Gavin	USA
	O			
3	I	267	QUINN Anson	USA
	O			
4	I	222	KOSEL Patrick	USA
	O			
5	I	231	LOPES MORAES Eder	BRA
	O			
6	I	211	HART-GORMAN Sammy	USA
	O			
7	I	240	SASAKI Kaichi	JPN
	O			
8	I	223	KOTANI Kentaro	JPN
	O			
9	I	265	TOBON Jonathan	USA
	O			
10	I	216	ICHIBA Ryouya	JPN
	O			
		228	MATSUMOTO Issei	JPN

Bill Hagata II
3/9/24

Legend:					
I	Inner lane	No.	Start Number	O	Outer lane
UR	Universiade Record	WR	World Record		

AmCup Final / COL Championships / Champions Challenge

Salt Lake City (USA)

8 - 10 March 2024

10000m Men

9 March 2024

Pair	Lane	#	Name	Nation	Age
1	I	266	DUNFEE Kelin	USA	M30
		207	FITZGERALD Thomas	USA	MN3

Review
08 MAR 2024

Results

WR	36.360	Sang-Hwa Lee (KOR)	16 NOV 2013	Kearns (USA)
TR	36.360	Sang-Hwa Lee (KOR)	16 NOV 2013	Kearns (USA)

Rank	No.	Name	Country Code	Pair	Lane	Time	Gap	Note
1	117	RANDS EVANS Chrysta	USA	17	O	0:38.81	0.000	
2	100	ARO Miki	JPN	16	O	0:39.16	0.350	
3	103	CRUIKSHANK Blair	USA	17	I	0:39.68	0.870	
4	116	QUINN Anna	USA	15	O	0:39.71	0.900	
5	119	RODRIGUEZ Maria Victoria	ARG	16	I	0:39.72	0.910	
6	130	WILLIAMS Libby	USA	14	I	0:40.31	1.500	
7	132	YDE Piper	USA	13	I	0:40.60	1.790	
8	110	ISHIOKA Fumina	JPN	15	I	0:40.61	1.800	
9	131	WOODBURY Lindsey	USA	12	I	0:40.89	2.080	
10	136	BIRKELAND Giorgia	USA	14	O	0:41.08	2.270	
11	123	SOLDAN Marley	USA	11	I	0:41.33	2.520	
12	137	SHOBE Ilsa	USA	13	O	0:41.66	2.850	
13	114	PAES Larissa	BRA	12	O	0:42.11	3.300	
14	111	KOTWAL Shruti	IND	10	I	0:42.55	3.740	
15	121	SIATAMA Karen	COL	11	O	0:43.288	4.470	
16	125	STAVE Elise	USA	8	I	0:43.289	4.470	
17	129	WHITCOMB Keeley	USA	9	I	0:43.30	4.490	
18	112	LEE Kaitlyn	USA	9	O	0:43.85	5.040	
19	124	STAVE Elena	USA	8	O	0:44.00	5.190	
20	102	CHOI Leah	USA	7	O	0:44.20	5.390	
21	126	SU Selena	USA	7	I	0:44.40	5.590	
22	106	FORRER Evie	USA	6	O	0:44.45	5.640	
23	120	SCHEFFLER Samantha	USA	2	I	0:44.52	5.710	
24	113	LINDENSKOV Natascha	DEN	6	I	0:44.62	5.810	
25	108	HAYES Avery	USA	5	I	0:45.97	7.160	
26	107	HAN Audrey	USA	5	O	0:46.03	7.220	
27	133	ACERO PINEDA Marina	COL	1	O	0:47.77	8.960	
28	104	D'CARD Finnley	USA	4	I	0:47.93	9.120	
29	135	HEO Seongsil Scarlet	KOR	3	O	0:49.97	11.160	
30	128	TORRES Margarita	COL	3	I	0:52.38	13.570	
31	134	FEINBERG Kathy	USA	2	O	0:56.32	17.510	
32	115	PAIZ Sara	COL	4	O	1:04.18	25.370	
	122	SIMMONS Rebecca	USA	10	O	DNS		

Note:
If two or more skaters obtained the same time to the hundredth of a second, the ties will be broken and presented to the thousandth of a second.

Legend:
 DNS Did Not Start I Inner lane No. Start number
 O Outer lane UR Universiade Record WR World Record

Distance Analysis in Pairs

WR	36.360	Sang-Hwa Lee (KOR)	16 NOV 2013	Kearns (USA)
TR	36.360	Sang-Hwa Lee (KOR)	16 NOV 2013	Kearns (USA)
WR:	100m	36.36		
TR:				

Pair	Lane	No.	Name				Country Code	Time	Note	Rank
			Split Time	Lap Time	Split Time	Lap Time				
1	O	133	ACERO PINEDA Marina				COL	0:47.77		27
			12.65	(12.65)	47.77	(35.12)				
2	I	120	SCHEFFLER Samantha				USA	0:44.52		23
			12.30	(12.30)	44.52	(32.22)				
	O	134	FEINBERG Kathy				USA	0:56.32		31
			15.68	(15.68)	56.32	(40.64)				
3	I	128	TORRES Margarita				COL	0:52.38		30
			13.37	(13.37)	52.38	(39.01)				
	O	135	HEO Seongsil Scarlet				KOR	0:49.97		29
			13.62	(13.62)	49.97	(36.35)				
4	I	104	D'CARD Finnley				USA	0:47.93		28
			12.97	(12.97)	47.93	(34.96)				
	O	115	PAIZ Sara				COL	1:04.18		32
			15.29	(15.29)	1:04.18	(48.89)				
5	I	108	HAYES Avery				USA	0:45.97		25
			12.74	(12.74)	45.97	(33.23)				
	O	107	HAN Audrey				USA	0:46.03		26
			12.67	(12.67)	46.03	(33.36)				
6	I	113	LINDENSKOV Natascha				DEN	0:44.62		24
			12.67	(12.67)	44.62	(31.95)				
	O	106	FORRER Evie				USA	0:44.45		22
			12.57	(12.57)	44.45	(31.88)				
7	I	126	SU Selena				USA	0:44.40		21
			12.43	(12.43)	44.40	(31.97)				
	O	102	CHOI Leah				USA	0:44.20		20
			12.32	(12.32)	44.20	(31.88)				
8	I	125	STAVE Elise				USA	0:43.289		16
			12.37	(12.37)	43.28	(30.91)				
	O	124	STAVE Elena				USA	0:44.00		19
			12.00	(12.00)	44.00	(32.00)				
9	I	129	WHITCOMB Keeley				USA	0:43.30		17
			11.99	(11.99)	43.30	(31.31)				
	O	112	LEE Kaitlyn				USA	0:43.85		18
			11.79	(11.79)	43.85	(32.06)				

RSI



Distance Analysis in Pairs

Pair	Lane	No.	Name				Country Code	Time	Note	Rank
			Split Time	Lap Time	Split Time	Lap Time				
10	I	111	KOTWAL Shruti				IND	0:42.55		14
			12.09	(12.09)	42.55	(30.46)				
	O	122	SIMMONS Rebecca				USA		DNS	
11	I	123	SOLDAN Marley				USA	0:41.33		11
			11.56	(11.56)	41.33	(29.77)				
	O	121	SIATAMA Karen				COL	0:43.288		15
12	I	131	WOODBURY Lindsey				USA	0:40.89		9
			11.64	(11.64)	40.89	(29.25)				
	O	114	PAES Larissa				BRA	0:42.11		13
13	I	132	YDE Piper				USA	0:40.60		7
			11.25	(11.25)	40.60	(29.35)				
	O	137	SHOBE Ilsa				USA	0:41.66		12
14	I	130	WILLIAMS Libby				USA	0:40.31		6
			11.44	(11.44)	40.31	(28.87)				
	O	136	BIRKELAND Giorgia				USA	0:41.08		10
15	I	110	ISHIOKA Fumina				JPN	0:40.61		8
			11.11	(11.11)	40.61	(29.50)				
	O	116	QUINN Anna				USA	0:39.71		4
16	I	119	RODRIGUEZ Maria Victoria				ARG	0:39.72		5
			11.13	(11.13)	39.72	(28.59)				
	O	100	ARO Miki				JPN	0:39.16		2
17	I	103	CRUIKSHANK Blair				USA	0:39.68		3
			10.88	(10.88)	39.68	(28.80)				
	O	117	RANDS EVANS Chrysta				USA	0:38.81		1
			10.89	(10.89)	38.81	(27.92)				

Handwritten initials/signature

Legend:				
*	Marks a record as of the time recorded, that was later surpassed	=	Equal sign indicates that two or more skaters share the same rank	DNS Did Not Start
I	Inner lane	No.	Start number	O Outer lane
UR	Universiade Record	WR	World Record	

Results

WR	33.610	Kulizhnikov Pavel (RUS)	9 MAR 2019 ()
TR	33.610	Kulizhnikov Pavel (RUS)	9 MAR 2019 ()

Rank	No.	Name	Country Code	Pair	Lane	Time	Gap	Note
1	221	KLEBA Austin	USA	29	I	0:35.39	0.000	
2	209	GEBAUER William	USA	28	I	0:35.49	0.100	
3	272	WORLEY Tanner	USA	28	O	0:35.55	0.160	
4	229	MATSUMURA Yasuharu	JPN	26	I	0:35.86	0.470	
5	273	GUZMAN BITAR Jhoan Sebastian	ESP	26	O	0:36.21	0.820	
6	255	YOKOSAWA Taiki	JPN	27	O	0:36.44	1.050	
7	212	HERMAN Auggie	USA	25	I	0:36.75	1.360	
8	220	KITCHEL Liam	USA	22	I	0:37.01	1.620	
9	202	BULLARD Brian	USA	7	O	0:37.49	2.100	
10	203	CARLSON Austin	USA	24	O	0:37.68	2.290	
11	252	WEBER Max	USA	25	O	0:37.81	2.420	
12	218	JENSEN Zachary	USA	21	I	0:37.90	2.510	
13	245	SKLUTOVSKY Alec	USA	24	I	0:37.99	2.600	
14	238	SALM Matthew	USA	23	I	0:38.01	2.620	
15	222	KOSEL Patrick	USA	22	O	0:38.52	3.130	
16	205	CHAMBERLAIN Sam	USA	23	O	0:38.88	3.490	
17	244	SILVA Emanuelle	CHI	7	I	0:38.92	3.530	
18	253	WHEELLOCK George	USA	21	O	0:38.96	3.570	
19	204	CARNEY Dan	USA	20	I	0:39.21	3.820	
20	226	MARTIN Riley	USA	18	I	0:39.51	4.120	
21	231	LOPES MORAES Eder	BRA	15	O	0:39.61	4.220	
22	230	MEACHAM Aiden	USA	19	I	0:39.64	4.250	
23	236	PROVOD David	USA	20	O	0:39.81	4.420	
24	214	HUBBS Michael	USA	15	I	0:39.84	4.450	
25	225	LOVE Andrew	USA	16	I	0:39.88	4.490	
26	211	HART-GORMAN Sammy	USA	19	O	0:39.91	4.520	
27	232	NAGEL Edward	USA	14	O	0:40.02	4.630	
28	251	VERDUGO Angelo	COL	18	O	0:40.04	4.650	
29	219	KEOVAN Keith	USA	17	O	0:40.13	4.740	
30	267	QUINN Anson	USA	16	O	0:40.15	4.760	
31	246	SONG Jeremy	USA	8	I	0:40.70	5.310	
32	234	ORD Gavin	USA	14	I	0:40.92	5.530	
33	239	SALTER Jatier	USA	13	O	0:41.37	5.980	
34	247	TERWILLIGER Jeff	USA	13	I	0:42.14	6.750	
35	210	GICA Adriel	USA	12	I	0:42.31	6.920	
36	200	ARCHULETTA Uel	USA	11	I	0:42.44	7.050	
37	237	REYNER Ben	USA	12	O	0:43.73	8.340	
38	215	HUMPHREY Markevous	USA	11	O	0:43.83	8.440	
39	249	TRIMBLE Matthew	USA	9	I	0:44.10	8.710	
40	242	SCHWARTZ Josh	USA	10	I	0:44.18	8.790	
41	235	PIERCE Thomas	USA	10	O	0:44.22	8.830	
42	261	PRICE Dawson	USA	6	I	0:44.48	9.090	
43	224	KRIETER Joshua	USA	8	O	0:45.03	9.640	
44	233	ORD Chris	USA	9	O	0:45.28	9.890	
45	270	SHI Lucas	USA	1	I	0:45.42	10.030	
46	268	de BOCK Nickolas	USA	5	O	0:46.26	10.870	

BHagert

Results

Rank	No.	Name	Country Code	Pair	Lane	Time	Gap	Note
47	256	EPPERSON Sebastian	USA	6	O	0:46.30	10.910	
48	260	ORD Anders	USA	5	I	0:48.91	13.520	
49	271	SHI Noah	USA	2	I	0:54.11	18.720	
50	257	EPPERSON Tristan	USA	3	I	0:54.46	19.070	
51	263	VALDEZ Deavon	USA	4	O	0:54.81	19.420	
52	258	GROEN Gary	USA	4	I	1:01.66	26.270	
53	259	MANGUM Ezra	USA	3	O	1:03.92	28.530	
54	262	UEHARA Toru	JPN	2	O	1:05.50	30.110	
	241	SCHLICHTING Henry	USA	17	I	DNF		
	213	HIROSE Yuta	JPN	29	O	DQ		
	248	TINSON Sabien	USA	27	I	DNS		

Bill Hagent
3/9/24

Legend:

DNF	Did Not Finish	DNS	Did Not Start	I	Inner lane
No.	Start number	O	Outer lane	UR	Universiade Record
WR	World Record				

Distance Analysis in Pairs

WR	33.610	Kulizhnikov Pavel (RUS)	9 MAR 2019	()
TR	33.610	Kulizhnikov Pavel (RUS)	9 MAR 2019	()
WR:	100m	9.67	Finish	33.61
TR:		9.67		33.61

Pair	Lane	No.	Name				Country Code	Time	Note	Rank
			Split Time	Lap Time	Split Time	Lap Time				
1	I	270	SHI Lucas				USA	0:45.42		45
			12.24	(12.24)	45.42	(33.18)				
2	I	271	SHI Noah				USA	0:54.11		49
			14.17	(14.17)	54.11	(39.94)				
	O	262	UEHARA Toru				JPN	1:05.50		54
			17.21	(17.21)	1:05.50	(48.29)				
3	I	257	EPPERSON Tristan				USA	0:54.46		50
			14.08	(14.08)	54.46	(40.38)				
	O	259	MANGUM Ezra				USA	1:03.92		53
			15.36	(15.36)	1:03.92	(48.56)				
4	I	258	GROEN Gary				USA	1:01.66		52
			15.07	(15.07)	1:01.66	(46.59)				
	O	263	VALDEZ Deavon				USA	0:54.81		51
			13.96	(13.96)	54.81	(40.85)				
5	I	260	ORD Anders				USA	0:48.91		48
			12.81	(12.81)	48.91	(36.10)				
	O	268	de BOCK Nickolas				USA	0:46.26		46
			12.85	(12.85)	46.26	(33.41)				
6	I	261	PRICE Dawson				USA	0:44.48		42
			12.11	(12.11)	44.48	(32.37)				
	O	256	EPPERSON Sebastian				USA	0:46.30		47
			12.42	(12.42)	46.30	(33.88)				
7	I	244	SILVA Emanuelle				CHI	0:38.92		17
			10.66	(10.66)	38.92	(28.26)				
	O	202	BULLARD Brian				USA	0:37.49		9
			10.15	(10.15)	37.49	(27.34)				
8	I	246	SONG Jeremy				USA	0:40.70		31
			11.00	(11.00)	40.70	(29.70)				
	O	224	KRIETER Joshua				USA	0:45.03		43
			12.42	(12.42)	45.03	(32.61)				
9	I	249	TRIMBLE Matthew				USA	0:44.10		39
			12.45	(12.45)	44.10	(31.65)				
	O	233	ORD Chris				USA	0:45.28		44
			12.70	(12.70)	45.28	(32.58)				

Distance Analysis in Pairs

Pair	Lane	No.	Name				Country Code	Time	Note	Rank
			Split Time	Lap Time	Split Time	Lap Time				
10	I	242	SCHWARTZ Josh				USA	0:44.18		40
		12.19	(12.19)	44.18	(31.99)					
	O	235	PIERCE Thomas				USA	0:44.22		41
		11.64	(11.64)	44.22	(32.58)					
11	I	200	ARCHULETTA Uel				USA	0:42.44		36
		11.98	(11.98)	42.44	(30.46)					
	O	215	HUMPHREY Markevous				USA	0:43.83		38
		11.68	(11.68)	43.83	(32.15)					
12	I	210	GICA Adriel				USA	0:42.31		35
		11.65	(11.65)	42.31	(30.66)					
	O	237	REYNER Ben				USA	0:43.73		37
		11.76	(11.76)	43.73	(31.97)					
13	I	247	TERWILLIGER Jeff				USA	0:42.14		34
		11.81	(11.81)	42.14	(30.33)					
	O	239	SALTER Jatier				USA	0:41.37		33
		11.43	(11.43)	41.37	(29.94)					
14	I	234	ORD Gavin				USA	0:40.92		32
		11.63	(11.63)	40.92	(29.29)					
	O	232	NAGEL Edward				USA	0:40.02		27
		10.89	(10.89)	40.02	(29.13)					
15	I	214	HUBBS Michael				USA	0:39.84		24
		11.27	(11.27)	39.84	(28.57)					
	O	231	LOPES MORAES Eder				BRA	0:39.61		21
		11.09	(11.09)	39.61	(28.52)					
16	I	225	LOVE Andrew				USA	0:39.88		25
		10.93	(10.93)	39.88	(28.95)					
	O	267	QUINN Anson				USA	0:40.15		30
		11.20	(11.20)	40.15	(28.95)					
17	I	241	SCHLICHTING Henry				USA		DNF	
		11.84	(11.84)							
	O	219	KEOVAN Keith				USA	0:40.13		29
		11.26	(11.26)	40.13	(28.87)					
18	I	226	MARTIN Riley				USA	0:39.51		20
		10.81	(10.81)	39.51	(28.70)					
	O	251	VERDUGO Angelo				COL	0:40.04		28
		11.03	(11.03)	40.04	(29.01)					
19	I	230	MEACHAM Aiden				USA	0:39.64		22
		11.03	(11.03)	39.64	(28.61)					
	O	211	HART-GORMAN Sammy				USA	0:39.91		26
		11.18	(11.18)	39.91	(28.73)					

Distance Analysis in Pairs

Pair	Lane	No.	Name				Country Code	Time	Note	Rank
			Split Time	Lap Time	Split Time	Lap Time				
20	I	204	CARNEY Dan				USA	0:39.21		19
		10.87	(10.87)	39.21	(28.34)					
	O	236	PROVOD David				USA	0:39.81		23
		11.33	(11.33)	39.81	(28.48)					
21	I	218	JENSEN Zachary				USA	0:37.90		12
		10.79	(10.79)	37.90	(27.11)					
	O	253	WHEELOCK George				USA	0:38.96		18
		11.03	(11.03)	38.96	(27.93)					
22	I	220	KITCHEL Liam				USA	0:37.01		8
		10.52	(10.52)	37.01	(26.49)					
	O	222	KOSEL Patrick				USA	0:38.52		15
		10.82	(10.82)	38.52	(27.70)					
23	I	238	SALM Matthew				USA	0:38.01		14
		10.55	(10.55)	38.01	(27.46)					
	O	205	CHAMBERLAIN Sam				USA	0:38.88		16
		10.78	(10.78)	38.88	(28.10)					
24	I	245	SKLUTOVSKY Alec				USA	0:37.99		13
		10.70	(10.70)	37.70	(27.00)					
	O	203	CARLSON Austin				USA	0:37.68		10
		10.50	(10.50)	37.40	(26.90)					
25	I	212	HERMAN Auggie				USA	0:36.75		7
		10.39	(10.39)	36.75	(26.36)					
	O	252	WEBER Max				USA	0:37.81		11
		10.53	(10.53)	37.81	(27.28)					
26	I	229	MATSUMURA Yasuharu				JPN	0:35.86		4
		9.88	(9.88)	35.86	(25.98)					
	O	273	GUZMAN BITAR Jhoan Sebastian				ESP	0:36.21		5
		9.92	(9.92)	36.21	(26.29)					
27	I	248	TINSON Sabien				USA		DNS	
	O	255	YOKOSAWA Taiki				JPN	0:36.44		6
		10.32	(10.32)	36.44	(26.12)					
28	I	209	GEBAUER William				USA	0:35.49		2
		10.11	(10.11)	35.49	(25.38)					
	O	272	WORLEY Tanner				USA	0:35.55		3
		10.05	(10.05)	35.55	(25.50)					
29	I	221	KLEBA Austin				USA	0:35.39		1
		9.98	(9.98)	35.39	(25.41)					
	O	213	HIROSE Yuta				JPN		DQ	
		9.79	(9.79)	35.29	(25.50)					

Bill Hagent

Results

WR	1:11.610	Bowe Brittany (USA)	9 MAR 2019	()
TR	1:11.610	Bowe Brittany (USA)	9 MAR 2019	()

Rank	No.	Name	Country Code	Pair	Lane	Time	Gap	Note
1	116	QUINN Anna	USA	14	I	1:17.56	0.000	
2	117	RANDS EVANS Chrysta	USA	15	O	1:17.65	0.090	
3	100	ARO Miki	JPN	13	I	1:19.29	1.730	
4	136	BIRKELAND Giorgia	USA	12	I	1:19.49	1.930	
5	131	WOODBURY Lindsey	USA	13	O	1:19.75	2.190	
6	103	CRUIKSHANK Blair	USA	14	O	1:19.80	2.240	
7	119	RODRIGUEZ Maria Victoria	ARG	15	I	1:20.23	2.670	
8	110	ISHIOKA Fumina	JPN	10	I	1:22.03	4.470	
9	137	SHOBE Ilsa	USA	12	O	1:22.61	5.050	
10	114	PAES Larissa	BRA	11	I	1:23.11	5.550	
11	127	TEEPLES Ella	USA	8	I	1:24.83	7.270	
12	125	STAVE Elise	USA	8	O	1:25.26	7.700	
13	126	SU Selena	USA	7	O	1:26.02	8.460	
14	124	STAVE Elena	USA	6	I	1:26.71	9.150	
15	129	WHITCOMB Keeley	USA	7	I	1:26.87	9.310	
16	121	SIATAMA Karen	COL	9	O	1:27.22	9.660	
17	106	FORRER Evie	USA	5	O	1:29.90	12.340	
18	107	HAN Audrey	USA	5	I	1:32.23	14.670	
19	112	LEE Kaitlyn	USA	4	I	1:32.36	14.800	
20	108	HAYES Avery	USA	6	O	1:32.90	15.340	
21	104	D'CARD Finnley	USA	4	O	1:37.26	19.700	
22	133	ACERO PINEDA Marina	COL	3	I	1:38.52	20.960	
23	128	TORRES Margarita	COL	2	I	1:46.63	29.070	
24	134	FEINBERG Kathy	USA	3	O	1:51.37	33.810	
25	115	PAIZ Sara	COL	2	O	2:10.69	53.130	
	135	HEO Seongsil Scarlet	KOR	1	I	DQ		
	105	de BOCK Emma	USA	10	O	DQ		
	111	KOTWAL Shruti	IND	9	I	DNS		
	122	SIMMONS Rebecca	USA	11	O	DNS		

Legend:					
DNS	Did Not Start	I	Inner lane	No.	Start number
O	Outer lane	UR	Universiade Record	WR	World Record

Distance Analysis in Pairs

WR	1:11.610	Bowe Brittany (USA)			9 MAR 2019	()
TR	1:11.610	Bowe Brittany (USA)			9 MAR 2019	()
WR:	200m	17.57	600m	43.87	Finish	1:11.61
TR:		17.57		43.87		1:11.61

Pair	Lane	No.	Name					Country Code	Time	Note	Rank
			Split Time	Lap Time	Split Time	Lap Time	Split Time				
1	I	135	HEO Seongsil Scarlet					KOR		DQ	
			23.21	(23.21)	1:28.40	(1:05.19)	2:11.35	(42.95)			
2	I	128	TORRES Margarita					COL	1:46.63		23
			23.14	(23.14)	1:03.69	(40.55)	1:46.63	(42.94)			
	O	115	PAIZ Sara					COL	2:10.69		25
			28.34	(28.34)	1:17.26	(48.92)	2:10.69	(53.43)			
3	I	133	ACERO PINEDA Marina					COL	1:38.52		22
			22.26	(22.26)	58.93	(36.67)	1:38.52	(39.59)			
	O	134	FEINBERG Kathy					USA	1:51.37		24
			27.64	(27.64)	1:08.49	(40.85)	1:51.37	(42.88)			
4	I	112	LEE Kaitlyn					USA	1:32.36		19
			21.21	(21.21)	54.79	(33.58)	1:32.36	(37.57)			
	O	104	D'CARD Finnley					USA	1:37.26		21
			22.19	(22.19)	58.75	(36.56)	1:37.26	(38.51)			
5	I	107	HAN Audrey					USA	1:32.23		18
			22.07	(22.07)	55.97	(33.90)	1:32.23	(36.26)			
	O	106	FORRER Evie					USA	1:29.90		17
			21.67	(21.67)	55.18	(33.51)	1:29.90	(34.72)			
6	I	124	STAVE Elena					USA	1:26.71		14
			20.80	(20.80)	52.74	(31.94)	1:26.71	(33.97)			
	O	108	HAYES Avery					USA	1:32.90		20
			22.11	(22.11)	56.79	(34.68)	1:32.90	(36.11)			
7	I	129	WHITCOMB Keeley					USA	1:26.87		15
			20.69	(20.69)	53.05	(32.36)	1:26.87	(33.82)			
	O	126	SU Selena					USA	1:26.02		13
			21.11	(21.11)	52.43	(31.32)	1:26.02	(33.59)			
8	I	127	TEEPLES Ella					USA	1:24.83		11
			21.19	(21.19)	52.65	(31.46)	1:24.83	(32.18)			
	O	125	STAVE Elise					USA	1:25.26		12
			21.22	(21.22)	52.61	(31.39)	1:25.26	(32.65)			
9	I	111	KOTWAL Shruti					IND		DNS	
	O	121	SIATAMA Karen					COL	1:27.22		16
			20.22	(20.22)	51.54	(31.32)	1:27.22	(35.68)			

ATB

Distance Analysis in Pairs

Pair	Lane	No.	Name					Country Code	Time	Note	Rank
			Split Time	Lap Time	Split Time	Lap Time	Split Time				
10	I	110	ISHIOKA Fumina					JPN	1:22.03		8
			18.91	(18.91)	49.14	(30.23)	1:22.03	(32.89)			
	O	105	de BOCK Emma					USA		DQ	
			20.26	(20.26)	50.36	(30.10)	1:22.38	(32.02)			
11	I	114	PAES Larissa					BRA	1:23.11		10
			20.74	(20.74)	51.28	(30.54)	1:23.11	(31.83)			
	O	122	SIMMONS Rebecca					USA		DNS	
12	I	136	BIRKELAND Giorgia					USA	1:19.49		4
			19.21	(19.21)	48.60	(29.39)	1:19.49	(30.89)			
	O	137	SHOBE Ilsa					USA	1:22.61		9
			20.06	(20.06)	50.41	(30.35)	1:22.61	(32.20)			
13	I	100	ARO Miki					JPN	1:19.29		3
			18.66	(18.66)	47.62	(28.96)	1:19.29	(31.67)			
	O	131	WOODBURY Lindsey					USA	1:19.75		5
			19.80	(19.80)	49.10	(29.30)	1:19.75	(30.65)			
14	I	116	QUINN Anna					USA	1:17.56		1
			18.68	(18.68)	47.07	(28.39)	1:17.56	(30.49)			
	O	103	CRUIKSHANK Blair					USA	1:19.80		6
			18.67	(18.67)	47.94	(29.27)	1:19.80	(31.86)			
15	I	119	RODRIGUEZ Maria Victoria					ARG	1:20.23		7
			18.92	(18.92)	47.86	(28.94)	1:20.23	(32.37)			
	O	117	RANDS EVANS Chrysta					USA	1:17.65		2
			18.51	(18.51)	46.79	(28.28)	1:17.65	(30.86)			

ABJ

Legend:			
*	Marks a record as of the time recorded, that was later surpassed	=	Equal sign indicates that two or more skaters share the same rank
I	Inner lane	No.	Start number
UR	Universiade Record	WR	World Record
		DNS	Did Not Start
		O	Outer lane

Results

WR	1:05.370	STOLZ Jordan (USA)	26 JAN 2024	()
TR	1:05.370	STOLZ Jordan (USA)	26 JAN 2024	()

Rank	No.	Name	Country Code	Pair	Lane	Time	Gap	Note
1	272	WORLEY Tanner	USA	23	I	1:09.08	0.000	
2	209	GEBAUER William	USA	24	O	1:09.63	0.550	
3	221	KLEBA Austin	USA	22	I	1:09.79	0.710	
4	217	ICHIBA Shota	JPN	24	I	1:09.95	0.870	
5	264	DAWSON Casey	USA	22	O	1:10.14	1.060	
6	227	MATSUDA Shinji	JPN	18	O	1:10.77	1.690	
7	255	YOKOSAWA Taiki	JPN	19	O	1:10.93	1.850	
8	212	HERMAN Auggie	USA	25	O	1:11.54	2.460	
9	273	GUZMAN BITAR Jhoan Sebastian	ESP	23	O	1:12.60	3.520	
10	203	CARLSON Austin	USA	21	O	1:13.80	4.720	
11	238	SALM Matthew	USA	20	O	1:14.15	5.070	
12	245	SKLUTOVSKY Alec	USA	20	I	1:14.18	5.100	
13	218	JENSEN Zachary	USA	14	O	1:14.21	5.130	
14	229	MATSUMURA Yasuharu	JPN	18	I	1:14.83	5.750	
15	202	BULLARD Brian	USA	19	I	1:15.49	6.410	
16	230	MEACHAM Aiden	USA	21	I	1:16.66	7.580	
17	205	CHAMBERLAIN Sam	USA	17	O	1:17.55	8.470	
18	219	KEOVAN Keith	USA	14	I	1:17.78	8.700	
19	204	CARNEY Dan	USA	16	I	1:18.34	9.260	
20	253	WHEELOCK George	USA	3	I	1:18.42	9.340	
21	222	KOSEL Patrick	USA	16	O	1:19.33	10.250	
22	267	QUINN Anson	USA	17	I	1:19.38	10.300	
23	214	HUBBS Michael	USA	15	I	1:19.39	10.310	
24	251	VERDUGO Angelo	COL	10	O	1:20.76	11.680	
25	225	LOVE Andrew	USA	15	O	1:20.96	11.880	
26	246	SONG Jeremy	USA	12	O	1:22.62	13.540	
27	200	ARCHULETTA Uel	USA	13	O	1:23.39	14.310	
28	239	SALTER Jatier	USA	11	I	1:24.86	15.780	
29	249	TRIMBLE Matthew	USA	13	I	1:25.03	15.950	
30	237	REYNER Ben	USA	9	I	1:25.41	16.330	
31	242	SCHWARTZ Josh	USA	6	O	1:26.96	17.880	
32	232	NAGEL Edward	USA	11	O	1:27.18	18.100	
33	233	ORD Chris	USA	10	I	1:27.55	18.470	
34	261	PRICE Dawson	USA	7	O	1:28.87	19.790	
35	210	GICA Adriel	USA	2	I	1:29.63	20.550	
36	235	PIERCE Thomas	USA	2	O	1:30.54	21.460	
37	256	EPPERSON Sebastian	USA	8	O	1:32.91	23.830	
38	270	SHI Lucas	USA	5	I	1:35.18	26.100	
39	268	de BOCK Nickolas	USA	9	O	1:38.08	29.000	
40	260	ORD Anders	USA	7	I	1:41.93	32.850	
41	271	SHI Noah	USA	6	I	1:47.59	38.510	
42	257	EPPERSON Tristan	USA	4	O	1:51.79	42.710	
43	258	GROEN Gary	USA	8	I	2:01.41	52.330	
44	262	UEHARA Toru	JPN	4	I	2:10.45	1:01.370	
45	259	MANGUM Ezra	USA	3	O	2:21.46	1:12.380	



Results

Rank	No.	Name	Country Code	Pair	Lane	Time	Gap	Note
	263	VALDEZ Deavon	USA	5	O	DQ		
	247	TERWILLIGER Jeff	USA	12	I	DQ		
	244	SILVA Emanuelle	CHI	1	O	DNS		
	248	TINSON Sabien	USA	25	I	DNS		

Bill Hagent
3/9/24

Legend:					
DNS	Did Not Start	I	Inner lane	No.	Start number
O	Outer lane	UR	Universiade Record	WR	World Record

Distance Analysis in Pairs

Pair	Lane	No.	Name				Country Code	Time	Note	Rank			
			Split Time	Lap Time	Split Time	Lap Time					Split Time	Lap Time	
10	I	233	ORD Chris	20.77	(20.77)	53.20	(32.43)	1:27.55	(34.35)	USA	1:27.55		33
	O	251	VERDUGO Angelo	19.10	(19.10)	48.87	(29.77)	1:20.76	(31.89)	COL	1:20.76		24
11	I	239	SALTER Jatie	19.76	(19.76)	51.25	(31.49)	1:24.86	(33.61)	USA	1:24.86		28
	O	232	NAGEL Edward	19.44	(19.44)	51.76	(32.32)	1:27.18	(35.42)	USA	1:27.18		32
12	I	247	TERWILLIGER Jeff	19.99	(19.99)	50.62	(30.63)	1:22.76	(32.14)	USA		DQ	
	O	246	SONG Jeremy	19.01	(19.01)	50.12	(31.11)	1:22.62	(32.50)	USA	1:22.62		26
13	I	249	TRIMBLE Matthew	20.72	(20.72)	52.00	(31.28)	1:25.03	(33.03)	USA	1:25.03		29
	O	200	ARCHULETTA Uel	20.32	(20.32)	51.05	(30.73)	1:23.39	(32.34)	USA	1:23.39		27
14	I	219	KEOVAN Keith	18.77	(18.77)	47.20	(28.43)	1:17.78	(30.57)	USA	1:17.78		18
	O	218	JENSEN Zachary	17.72	(17.72)	44.82	(27.09)	1:14.21	(29.38)	USA	1:14.21		13
15	I	214	HUBBS Michael	19.62	(19.62)	48.99	(29.37)	1:19.39	(30.39)	USA	1:19.39		23
	O	225	LOVE Andrew	18.79	(18.79)	48.18	(29.39)	1:20.96	(32.78)	USA	1:20.96		25
16	I	204	CARNEY Dan	18.52	(18.52)	47.26	(28.74)	1:18.34	(31.08)	USA	1:18.34		19
	O	222	KOSEL Patrick	18.88	(18.88)	48.48	(29.60)	1:19.33	(30.85)	USA	1:19.33		21
17	I	267	QUINN Anson	19.30	(19.30)	48.77	(29.47)	1:19.38	(30.61)	USA	1:19.38		22
	O	205	CHAMBERLAIN Sam	18.71	(18.71)	47.14	(28.43)	1:17.55	(30.41)	USA	1:17.55		17
18	I	229	MATSUMURA Yasuharu	17.03	(17.03)	44.21	(27.18)	1:14.83	(30.62)	JPN	1:14.83		14
	O	227	MATSUDA Shinji	17.26	(17.26)	43.03	(25.77)	1:10.77	(27.74)	JPN	1:10.77		6
19	I	202	BULLARD Brian	17.66	(17.66)	45.36	(27.70)	1:15.49	(30.13)	USA	1:15.49		15
	O	255	YOKOSAWA Taiki	17.25	(17.25)	43.58	(26.33)	1:10.93	(27.35)	JPN	1:10.93		7

Distance Analysis in Pairs

WR	1:05.370	STOLZ Jordan (USA)	26 JAN 2024	()		
TR	1:05.370	STOLZ Jordan (USA)	26 JAN 2024	()		
WR:	200m	16.12	600m	40.28	Finish	1:05.37
TR:		16.12		40.28		1:05.37

Pair	Lane	No.	Name				Country Code	Time	Note	Rank
			Split Time	Lap Time	Split Time	Lap Time				
1	O	244	SILVA Emanuelle				CHI		DNS	
2	I	210	GICA Adriel				USA	1:29.63		35
			20.86	(20.86)	54.27	(33.41)	1:29.63	(35.36)		
	O	235	PIERCE Thomas				USA	1:30.54		36
			20.54	(20.54)	54.17	(33.63)	1:30.54	(36.37)		
3	I	253	WHEELLOCK George				USA	1:18.42		20
			18.74	(18.74)	47.39	(28.65)	1:18.42	(31.03)		
	O	259	MANGUM Ezra				USA	2:21.46		45
			30.45	(30.45)	1:25.21	(54.76)	2:21.46	(56.25)		
4	I	262	UEHARA Toru				JPN	2:10.45		44
			30.28	(30.28)	1:19.15	(48.87)	2:10.45	(51.30)		
	O	257	EPPERSON Tristan				USA	1:51.79		42
			25.48	(25.48)	1:08.64	(43.16)	1:51.79	(43.15)		
5	I	270	SHI Lucas				USA	1:35.18		38
			21.73	(21.73)	57.06	(35.33)	1:35.18	(38.12)		
	O	263	VALDEZ Deavon				USA		DQ	
			25.11	(25.11)	1:07.60	(42.49)	2:30.19	(1:22.59)		
6	I	271	SHI Noah				USA	1:47.59		41
			24.51	(24.51)	1:04.73	(40.22)	1:47.59	(42.86)		
	O	242	SCHWARTZ Josh				USA	1:26.96		31
			20.88	(20.88)	53.79	(32.91)	1:26.96	(33.17)		
7	I	260	ORD Anders				USA	1:41.93		40
			22.79	(22.79)	1:01.36	(38.57)	1:41.93	(40.57)		
	O	261	PRICE Dawson				USA	1:28.87		34
			20.83	(20.83)	53.32	(32.49)	1:28.87	(35.55)		
8	I	258	GROEN Gary				USA	2:01.41		43
			27.29	(27.29)	1:13.58	(46.29)	2:01.41	(47.83)		
	O	256	EPPERSON Sebastian				USA	1:32.91		37
			21.34	(21.34)	56.34	(35.00)	1:32.91	(36.57)		
9	I	237	REYNER Ben				USA	1:25.41		30
			20.02	(20.02)	52.06	(32.04)	1:25.41	(33.35)		
	O	268	de BOCK Nickolas				USA	1:38.08		39
			22.63	(22.63)	59.50	(36.87)	1:38.08	(38.58)		



Distance Analysis in Pairs

Pair	Lane	No.	Name					Country Code	Time	Note	Rank
			Split Time	Lap Time	Split Time	Lap Time	Split Time				
20	I	245	SKLUTOVSKY Alec					USA	1:14.18		12
			18.22	(18.22)	45.88	(27.66)	1:14.18	(28.30)			
	O	238	SALM Matthew					USA	1:14.15		11
			17.61	(17.61)	44.69	(27.08)	1:14.15	(29.46)			
21	I	230	MEACHAM Aiden					USA	1:16.66		16
			18.79	(18.79)	47.25	(28.46)	1:16.66	(29.41)			
	O	203	CARLSON Austin					USA	1:13.80		10
			17.62	(17.62)	44.77	(27.15)	1:13.80	(29.03)			
22	I	221	KLEBA Austin					USA	1:09.79		3
			16.83	(16.83)	34.57	(17.74)	1:09.79	(35.22)			
	O	264	DAWSON Casey					USA	1:10.14		5
			17.71	(17.71)	43.73	(26.02)	1:10.14	(26.41)			
23	I	272	WORLEY Tanner					USA	1:09.08		1
			16.66	(16.66)	41.98	(25.32)	1:09.08	(27.10)			
	O	273	GUZMAN BITAR Jhoan Sebastian					ESP	1:12.60		9
			25.03	(25.03)	52.39	(27.36)	1:12.60	(20.21)			
24	I	217	ICHIBA Shota					JPN	1:09.95		4
			17.07	(17.07)	47.65	(30.58)	1:09.95	(22.29)			
	O	209	GEBAUER William					USA	1:09.63		2
			17.01	(17.01)	47.25	(30.24)	1:09.63	(22.37)			
25	I	248	TINSON Sabien					USA		DNS	
	O	212	HERMAN Auggie					USA	1:11.54		8
			17.36	(17.36)	43.45	(26.09)	1:11.54	(28.08)			

*Bill Hagent
3/9/24*

Legend:			
*	Marks a record as of the time recorded, that was later surpassed	=	Equal sign indicates that two or more skaters share the same rank
I	Inner lane	No.	Start number
UR	Universiade Record	WR	World Record
		DNS	Did Not Start
		O	Outer lane



Results

WR	3:52.020	Sablikova Martina (CZE)	9 MAR 2019	()
TR	3:52.020	Sablikova Martina (CZE)	9 MAR 2019	()

Rank	No.	Name	Country Code	Pair	Lane	Time	Gap	Note
1	122	SIMMONS Rebecca	USA	7	O	4:29.16	0.000	
2	113	LINDENSKOV Natascha	DEN	7	I	4:29.28	0.120	
3	127	TEEPLES Ella	USA	6	O	4:36.42	7.260	
4	105	de BOCK Emma	USA	5	I	4:37.53	8.370	
5	126	SU Selena	USA	4	O	4:40.34	11.180	
6	125	STAVE Elise	USA	4	I	4:46.80	17.640	
7	106	FORRER Evie	USA	3	I	4:51.25	22.090	
8	129	WHITCOMB Keeley	USA	5	O	4:51.92	22.760	
9	124	STAVE Elena	USA	2	O	4:53.48	24.320	
10	107	HAN Audrey	USA	3	O	5:14.54	45.380	
11	104	D'CARD Finnley	USA	2	I	5:21.39	52.230	
	130	WILLIAMS Libby	USA	6	I	DQ		
	112	LEE Kaitlyn	USA	1	I	DNS		

Handwritten signature

Legend:					
DNS	Did Not Start	I	Inner lane	No.	Start number
O	Outer lane	UR	Universiade Record	WR	World Record

Distance Analysis in Pairs

WR	3:52.020	Sablikova Martina (CZE)		9 MAR 2019 ()						
TR	3:52.020	Sablikova Martina (CZE)		9 MAR 2019 ()						
WR:	200m	19.73	600m	48.83	1000m	1:18.88	1400m	1:49.09	1800m	2:19.45
TR:		19.73		48.83		1:18.88		1:49.09		2:19.45
WR:	2200m	2:49.87	2600m	3:20.68	Finish	3:52.02				
TR:		2:49.87		3:20.68		3:52.02				

Pair	Lane	No.	Name					Country Code	Time	Note	Rank	
			Split Time	Lap Time	Split Time	Lap Time	Split Time					Lap Time
1	I	112	LEE Kaitlyn					USA		DNS		
			27.29	(27.29)								
2	I	104	D'CARD Finnley					USA	5:21.39		11	
			25.99	(25.99)	1:07.04	(41.05)	1:47.81	(40.77)	2:28.80	(40.99)	3:10.95	(42.15)
			3:55.04	(44.09)	4:39.09	(44.05)	5:21.39	(42.30)				
	O	124	STAVE Elena					USA	4:53.48		9	
			23.70	(23.70)	1:01.47	(37.77)	1:39.85	(38.38)	2:18.50	(38.65)	2:57.36	(38.86)
			3:36.25	(38.89)	4:15.39	(39.14)	4:53.48	(38.09)				
3	I	106	FORRER Evie					USA	4:51.25		7	
			23.57	(23.57)	59.81	(36.24)	1:38.10	(38.29)	2:16.85	(38.75)	2:55.74	(38.89)
			3:34.47	(38.73)	4:13.21	(38.74)	4:51.25	(38.04)				
	O	107	HAN Audrey					USA	5:14.54		10	
			24.18	(24.18)	1:01.90	(37.72)	1:41.83	(39.93)	2:23.45	(41.62)	3:05.57	(42.12)
			3:47.99	(42.42)	4:31.35	(43.36)	5:14.54	(43.19)				
4	I	125	STAVE Elise					USA	4:46.80		6	
			23.01	(23.01)	57.54	(34.53)	1:33.43	(35.89)	2:11.04	(37.61)	2:48.88	(37.84)
			3:27.40	(38.52)	4:06.83	(39.43)	4:46.80	(39.97)				
	O	126	SU Selena					USA	4:40.34		5	
			22.64	(22.64)	57.06	(34.42)	1:32.58	(35.52)	2:08.85	(36.27)	2:45.95	(37.10)
			3:23.80	(37.85)	4:02.07	(38.27)	4:40.34	(38.27)				
5	I	105	de BOCK Emma					USA	4:37.53		4	
			22.85	(22.85)	58.62	(35.77)	1:34.63	(36.01)	2:11.41	(36.78)	2:48.23	(36.82)
			3:25.38	(37.15)	4:02.33	(36.95)	4:37.53	(35.20)				
	O	129	WHITCOMB Keeley					USA	4:51.92		8	
			23.75	(23.75)	1:00.43	(36.68)	1:37.34	(36.91)	2:15.19	(37.85)	2:53.35	(38.16)
			3:32.15	(38.80)	4:11.66	(39.51)	4:51.92	(40.26)				
6	I	130	WILLIAMS Libby					USA			DQ	
			23.01	(23.01)	58.50	(35.49)	1:33.60	(35.10)	2:09.04	(35.44)	2:45.16	(36.12)
			3:22.10	(36.94)	3:59.83	(37.73)	4:38.42	(38.59)				
	O	127	TEEPLES Ella					USA	4:36.42		3	
			23.24	(23.24)	59.18	(35.94)	1:34.72	(35.54)	2:10.19	(35.47)	2:46.32	(36.13)
			3:22.60	(36.28)	3:59.22	(36.62)	4:36.42	(37.20)				
7	I	113	LINDENSKOV Natascha					DEN	4:29.28		2	
			22.15	(22.15)	55.78	(33.63)	1:30.23	(34.45)	2:05.55	(35.32)	2:40.91	(35.36)
			3:16.76	(35.85)	3:52.75	(35.99)	4:29.28	(36.53)				
	O	122	SIMMONS Rebecca					USA	4:29.16		1	
			22.14	(22.14)	56.03	(33.89)	1:31.23	(35.20)	2:06.39	(35.16)	2:41.75	(35.36)
			3:17.22	(35.47)	3:53.29	(36.07)	4:29.16	(35.87)				

Results

WR 3:37.280 Eskil Ervik (NOR) 5 NOV 2005 Calgary (CAN)

Rank	No.	Name	Country Code	Pair	Lane	Time	Gap	Note
1	264	DAWSON Casey	USA	5	I	3:42.62	0.000	
2	249	TRIMBLE Matthew	USA	3	I	4:43.60	1:00.980	
3	237	REYNER Ben	USA	4	I	4:50.65	1:08.030	
4	206	de GROOT Kyler	USA	4	O	4:53.76	1:11.140	
5	242	SCHWARTZ Josh	USA	2	O	4:58.84	1:16.220	
6	224	KRIETER Joshua	USA	1	I	5:01.88	1:19.260	
7	210	GICA Adriel	USA	2	I	5:03.23	1:20.610	
	246	SONG Jeremy	USA	3	O	DQ		
	269	JOHANSSON Jens	USA	5	O	DNS		
	241	SCHLICHTING Henry	USA	6	I	DNS		
	247	TERWILLIGER Jeff	USA	6	O	DNS		

*Bill Hagart
3/9/24*

Legend:	DNS Did Not Start	I Inner lane	No. Start number
	O Outer lane	UR Universiade Record	WR World Record

Distance Analysis in Pairs

WR	3:37.280	Eskil Ervik (NOR)	5 NOV 2005	Calgary (CAN)
WR:	200m	3:37.28		
WR:				

Pair	Lane	No.	Name				Country Code	Time		Note		Rank
			Split Time	Lap Time	Split Time	Lap Time		Split Time	Lap Time	Split Time	Lap Time	
1	I	224	KRIETER Joshua				USA	5:01.88				6
			22.16	(22.16)	56.64	(34.48)						
			3:37.45	(41.79)	4:19.63	(42.18)	5:01.88	(42.25)				
2	I	210	GICA Adriel				USA	5:03.23				7
			22.87	(22.87)	1:00.37	(37.50)						
			3:43.50	(41.22)	4:24.21	(40.71)	5:03.23	(39.02)				
O		242	SCHWARTZ Josh				USA	4:58.84				5
			22.24	(22.24)	57.85	(35.61)						
			3:36.01	(40.60)	4:17.65	(41.64)	4:58.84	(41.19)				
3	I	249	TRIMBLE Matthew				USA	4:43.60				2
			22.10	(22.10)	57.46	(35.36)						
			3:26.54	(38.25)	4:05.02	(38.48)	4:43.60	(38.58)				
O		246	SONG Jeremy				USA				DQ	
			22.06	(22.06)	58.22	(36.16)						
			3:34.35	(40.69)	4:15.49	(41.14)	4:55.50	(40.01)				
4	I	237	REYNER Ben				USA	4:50.65				3
			22.68	(22.68)	58.28	(35.60)						
			3:28.79	(39.39)	4:09.77	(40.98)	4:50.65	(40.88)				
O		206	de GROOT Kyler				USA	4:53.76				4
			24.15	(24.15)	59.06	(34.91)						
			3:31.80	(40.00)	4:12.51	(40.71)	4:53.76	(41.25)				
5	I	264	DAWSON Casey				USA	3:42.62				1
			19.36	(19.36)	47.86	(28.50)						
			2:41.44	(28.99)	3:11.42	(29.98)	3:42.62	(31.20)				
O		269	JOHANSSON Jens				USA				DNS	
6	I	241	SCHLICHTING Henry				USA				DNS	
O		247	TERWILLIGER Jeff				USA				DNS	

Biel Hagant

Legend:			
*	Marks a record as of the time recorded, that was later surpassed	=	Equal sign indicates that two or more skaters share the same rank
I	Inner lane	No.	Start number
UR	Universiade Record	WR	World Record
		DNS	Did Not Start
		O	Outer lane



Results

WR	6:39.020	Natalia Voronina (RUS)	15 FEB 2020	Kearns (USA)
TR	6:39.020	Natalia Voronina (RUS)	15 FEB 2020	Kearns (USA)

Rank	No.	Name	Country Code	Pair	Lane	Time	Gap	Note
1	123	SOLDAN Marley	USA	2	I	7:36.56	0.000	
2	132	YDE Piper	USA	2	O	7:56.23	19.670	
3	102	CHOI Leah	USA	1	I	8:29.13	52.570	

Legend:				
I	Inner lane	No.	Start number	O
UR	Universiade Record	WR	World Record	

Distance Analysis in Pairs

WR	6:39.020	Natalia Voronina (RUS)	15 FEB 2020	Kearns (USA)
TR	6:39.020	Natalia Voronina (RUS)	15 FEB 2020	Kearns (USA)
WR:				
TR:				
WR:				
TR:				

Pair	Lane	No.	Name					Country Code	Time		Note	Rank			
			Split Time	Lap Time	Split Time	Lap Time	Split Time		Lap Time	Split Time			Lap Time		
1	I	102	CHOI Leah					USA	8:29.13			3			
			23.72	(23.72)	1:01.93	(38.21)	1:40.87		(38.94)	2:19.86			(38.99)	2:58.95	(39.09)
			3:38.12	(39.17)	4:17.77	(39.65)	4:58.19		(40.42)	5:38.43			(40.24)	6:18.56	(40.13)
			6:58.57	(40.01)	7:37.70	(39.13)	8:29.13		(51.43)						
2	I	123	SOLDAN Marley					USA	7:36.56			1			
			22.76	(22.76)	59.75	(36.99)	1:36.33		(36.58)	2:12.78			(36.45)	2:48.87	(36.09)
			3:24.94	(36.07)	4:00.80	(35.86)	4:36.53		(35.73)	5:12.22			(35.69)	5:48.04	(35.82)
	O	132	YDE Piper					USA	7:56.23			2			
			23.08	(23.08)	1:00.20	(37.12)	1:37.75		(37.55)	2:14.56			(36.81)	2:51.22	(36.66)
			3:28.19	(36.97)	4:05.53	(37.34)	4:42.79		(37.26)	5:20.70			(37.91)	5:59.08	(38.38)

Legend:			
*	Marks a record as of the time recorded, that was later surpassed	=	Equal sign indicates that two or more skaters share the same rank
No.	Start number	O	Outer lane
WR	World Record	I	Inner lane
		UR	Universiade Record



Results

WR	6:01.560	Van Der Poel Nils (SWE)	3 DEC 2021	()
TR	6:01.560	Van Der Poel Nils (SWE)	3 DEC 2021	()

Rank	No.	Name	Country Code	Pair	Lane	Time	Gap	Note
1	265	TOBON Jonathan	USA	9	I	6:31.32	0.000	
2	243	SILK William	USA	9	O	6:39.74	8.420	
3	223	KOTANI Kentaro	JPN	8	I	6:43.97	12.650	
4	228	MATSUMOTO Issei	JPN	10	O	6:45.08	13.760	
5	216	ICHIBA Ryouya	JPN	10	I	6:45.51	14.190	
6	240	SASAKI Kaichi	JPN	7	I	6:54.66	23.340	
7	220	KITCHEL Liam	USA	8	O	6:54.75	23.430	
8	254	WILLIAMSON Shane	JPN	7	O	6:57.89	26.570	
9	211	HART-GORMAN Sammy	USA	6	I	7:07.91	36.590	
10	236	PROVOD David	USA	4	O	7:14.10	42.780	
11	230	MEACHAM Aiden	USA	6	O	7:21.18	49.860	
12	234	ORD Gavin	USA	2	I	7:30.03	58.710	
13	252	WEBER Max	USA	5	O	7:37.17	1:05.850	
14	222	KOSEL Patrick	USA	4	I	7:43.65	1:12.330	
15	205	CHAMBERLAIN Sam	USA	2	O	7:53.96	1:22.640	
16	226	MARTIN Riley	USA	1	O	8:03.99	1:32.670	
17	232	NAGEL Edward	USA	3	O	8:24.01	1:52.690	
18	267	QUINN Anson	USA	3	I	8:29.97	1:58.650	
	231	LOPES MORAES Eder	BRA	5	I	DQ		

Bill Hagant
3/9/24

Legend:				
I	Inner lane	No.	Start number	O
UR	Universiade Record	WR	World Record	Outer lane

Distance Analysis in Pairs

WR	6:01.560	Van Der Poel Nils (SWE)	3 DEC 2021 ()							
TR	6:01.560	Van Der Poel Nils (SWE)	3 DEC 2021 ()							
WR:	200m	20.17	600m	48.89	1000m	1:16.97	1400m	1:45.11	1800m	2:13.59
TR:		20.17		48.89		1:16.97		1:45.11		2:13.59
WR:	2200m	2:41.91	2600m	3:10.25	3000m	3:38.65	3400m	4:07.14	3800m	4:35.60
TR:		2:41.91		3:10.25		3:38.65		4:07.14		4:35.60
WR:	4200m	5:04.29	4600m	5:32.93	Finish	6:01.56				
TR:		5:04.29		5:32.93		6:01.56				

Pair	Lane	No.	Name					Country Code	Time		Note	Rank					
			Split Time	Lap Time	Split Time	Lap Time	Split Time	Lap Time	Split Time	Lap Time	Split Time	Lap Time					
1	O	226	MARTIN Riley					USA	8:03.99			16					
			21.96	(21.96)	57.24	(35.28)	1:32.51						(35.27)	2:08.62	(36.11)	2:46.10	(37.48)
			3:23.83	(37.73)	4:01.63	(37.80)	4:40.84						(39.21)	5:20.18	(39.34)	5:59.82	(39.64)
2	I	234	ORD Gavin					USA	7:30.03			12					
			21.02	(21.02)	54.04	(33.02)	1:28.17						(34.13)	2:03.22	(35.05)	2:38.76	(35.54)
			3:14.52	(35.76)	3:50.55	(36.03)	4:26.68						(36.13)	5:03.20	(36.52)	5:40.22	(37.02)
	O	205	CHAMBERLAIN Sam					USA	7:53.96			15					
			21.97	(21.97)	55.22	(33.25)	1:29.91						(34.69)	2:05.54	(35.63)	2:42.46	(36.92)
			3:19.54	(37.08)	3:57.65	(38.11)	4:36.59						(38.94)	5:15.75	(39.16)	5:55.37	(39.62)
3	I	267	QUINN Anson					USA	8:29.97			18					
			21.80	(21.80)	56.98	(35.18)	1:33.48						(36.50)	2:11.08	(37.60)	2:48.88	(37.80)
			3:27.47	(38.59)	4:07.29	(39.82)	4:48.57						(41.28)	5:31.59	(43.02)	6:15.63	(44.04)
	O	232	NAGEL Edward					USA	8:24.01			17					
			22.01	(22.01)	1:00.44	(38.43)	1:40.33						(39.89)	2:19.81	(39.48)	2:58.40	(38.58)
			3:37.78	(39.38)	4:18.17	(40.39)	4:59.27						(41.10)	5:40.71	(41.44)	6:22.36	(41.65)
4	I	222	KOSEL Patrick					USA	7:43.65			14					
			22.15	(22.15)	57.87	(35.72)	1:34.36						(36.49)	2:10.29	(35.93)	2:46.40	(36.11)
			3:22.56	(36.16)	3:59.17	(36.61)	4:36.27						(37.10)	5:13.05	(36.78)	5:50.26	(37.21)
	O	236	PROVOD David					USA	7:14.10			10					
			20.64	(20.64)	52.87	(32.23)	1:26.03						(33.16)	1:59.86	(33.83)	2:33.76	(33.90)
			3:07.85	(34.09)	3:42.32	(34.47)	4:17.23						(34.91)	4:52.40	(35.17)	5:26.91	(34.51)
5	I	231	LOPES MORAES Eder					BRA				DQ					
			23.31	(23.31)	57.15	(33.84)	1:29.56						(32.40)	2:03.05	(33.48)	2:36.13	(33.08)
			3:09.88	(33.75)	3:43.58	(33.70)	4:17.30						(33.72)	4:51.26	(33.96)	5:24.76	(33.50)
	O	252	WEBER Max					USA	7:37.17			13					
			23.01	(23.01)	57.43	(34.42)	1:30.32						(32.89)	2:02.81	(32.48)	2:35.63	(32.82)
			3:09.41	(33.78)	3:43.97	(34.56)	4:18.68						(34.71)	4:55.71	(37.03)	5:34.30	(38.59)

Bjt

Distance Analysis in Pairs

Pair	Lane	No.	Name					Country Code	Time		Note	Rank	
			Split Time	Lap Time	Split Time	Lap Time	Split Time		Lap Time	Split Time			Lap Time
6	I	211	HART-GORMAN Sammy					USA	7:07.91			9	
		20.40 (20.40)	53.82 (33.41)	1:26.87 (33.05)	2:00.05 (33.18)	2:33.17 (33.12)	3:06.53 (33.36)		3:39.93 (33.40)	4:13.47 (33.54)			4:47.13 (33.66)
	O	230	MEACHAM Aiden					USA	7:21.18			11	
		21.51 (21.51)	54.74 (33.22)	1:28.19 (33.45)	2:02.17 (33.98)	2:36.82 (34.65)	3:11.30 (34.48)		3:45.98 (34.68)	4:21.54 (35.56)			4:56.85 (35.31)
7	I	240	SASAKI Kaichi					JPN	6:54.66			6	
		20.99 (20.99)	52.84 (31.85)	1:24.36 (31.52)	1:56.32 (31.96)	2:28.24 (31.92)	3:00.37 (32.13)		3:32.79 (32.42)	4:05.54 (32.75)			4:38.57 (33.03)
	O	254	WILLIAMSON Shane					JPN	6:57.89			8	
		20.17 (20.17)	51.86 (31.69)	1:24.04 (32.18)	1:56.26 (32.22)	2:28.95 (32.69)	3:02.16 (33.21)		3:35.72 (33.56)	4:09.74 (34.02)			4:43.99 (34.25)
8	I	223	KOTANI Kentaro					JPN	6:43.97			3	
		19.89 (19.89)	51.08 (31.19)	1:22.21 (31.13)	1:53.44 (31.23)	2:24.78 (31.34)	2:56.48 (31.70)		3:28.13 (31.65)	3:59.94 (31.81)			4:31.57 (31.63)
	O	220	KITCHEL Liam					USA	6:54.75			7	
		20.49 (20.49)	51.70 (31.21)	1:23.36 (31.66)	1:55.53 (32.17)	2:28.21 (32.68)	3:00.68 (32.47)		3:33.54 (32.86)	4:06.80 (33.26)			4:40.18 (33.38)
9	I	265	TOBON Jonathan					USA	6:31.32			1	
		19.50 (19.50)	50.53 (31.03)	1:21.45 (30.92)	1:52.75 (31.30)	2:24.00 (31.25)	2:54.82 (30.82)		3:25.42 (30.60)	3:56.04 (30.62)			4:26.90 (30.86)
	O	243	SILK William					USA	6:39.74			2	
		20.07 (20.07)	51.43 (31.36)	1:22.27 (30.84)	1:53.74 (31.47)	2:25.13 (31.39)	2:56.70 (31.57)		3:28.04 (31.34)	3:59.31 (31.27)			4:30.74 (31.43)
10	I	216	ICHIBA Ryouya					JPN	6:45.51			5	
		19.81 (19.81)	49.92 (30.11)	1:20.20 (30.28)	1:51.25 (31.05)	2:22.57 (31.32)	2:54.02 (31.45)		3:25.93 (31.91)	3:58.36 (32.43)			4:31.33 (32.97)
	O	228	MATSUMOTO Issei					JPN	6:45.08			4	
		19.74 (19.74)	50.33 (30.59)	1:21.59 (31.26)	1:53.35 (31.76)	2:25.11 (31.76)	2:56.60 (31.49)		3:28.11 (31.51)	3:59.80 (31.69)			4:31.38 (31.58)

Bill Hagant

Legend:				
*	Marks a record as of the time recorded, that was later surpassed	=	Equal sign indicates that two or more skaters share the same rank	I Inner lane
No.	Start number	O	Outer lane	UR Universiade Record
WR	World Record			

Results

WR	12:32.950	Nils Van Der Poel (SWE)	14 FEB 2021
TR	12:33.860	Graeme Fish (CAN)	14 FEB 2020 Kearns (USA)

Rank	No.	Name	Country Code	Pair	Lane	Time	Gap	Note
1	266	DUNFEE Kelin	USA	1	I	13:32.70	0.000	
2	207	FITZGERALD Thomas	USA	1	O	14:39.22	1:06.520	

Bill Hagent
3/9/24

Legend:				
I	Inner lane	No.	Start number	O Outer lane
UR	Universiade Record	WR	World Record	



Distance Analysis in Pairs

TR:	12:33.860	Graeme Fish (CAN)	14 FEB 2020	Kearns (USA)
WR:	12:32.950	Nils Van Der Poel (SWE)	14 FEB 2021	
TR:				
WR:				
TR:				
WR:				
TR:				
WR:				

Pair	Lane	No.	Name					Country Code	Time		Note		Rank	
			Split Time	Lap Time	Split Time	Lap Time	Split Time		Lap Time	Split Time	Lap Time			
1	I	266	DUNFEE Kelin					USA	13:32.70				1	
			36.03	(36.03)	1:07.34	(31.31)	1:39.03		(31.69)	2:10.92	(31.89)	2:42.67		(31.75)
			3:14.55	(31.88)	3:46.46	(31.91)	4:18.34		(31.88)	4:50.20	(31.86)	5:22.01		(31.81)
			5:53.90	(31.89)	6:25.90	(32.00)	6:57.91		(32.01)	7:29.84	(31.93)	8:01.83		(31.99)
			8:34.12	(32.29)	9:06.40	(32.28)	9:38.57		(32.17)	10:11.13	(32.56)	10:43.98		(32.85)
			11:17.15	(33.17)	11:50.57	(33.42)	12:24.57		(34.00)	12:58.62	(34.05)	13:32.70		(34.08)
O		207	FITZGERALD Thomas					USA	14:39.22				2	
			37.07	(37.07)	1:09.95	(32.88)	1:43.95		(34.00)	2:18.03	(34.08)	2:51.78		(33.75)
			3:26.11	(34.33)	4:00.26	(34.15)	4:34.53		(34.27)	5:09.14	(34.61)	5:43.82		(34.68)
			6:18.85	(35.03)	6:54.11	(35.26)	7:29.17		(35.06)	8:04.34	(35.17)	8:38.99		(34.65)
			9:13.58	(34.59)	9:48.51	(34.93)	10:24.08		(35.57)	10:59.69	(35.61)	11:35.63		(35.94)
			12:11.73	(36.10)	12:48.49	(36.76)	13:25.10		(36.61)	14:01.41	(36.31)	14:39.22		(37.81)

Bill Haggart

Legend:			
*	Marks a record as of the time recorded, that was later surpassed	=	Equal sign indicates that two or more skaters share the same rank
No.	Start number	O	Outer lane
WR	World Record	I	Inner lane
		UR	Universiade Record

AmCup Final/Colombian Championships/Champions Challenge

Schedule Sunday, March 10, 2024

Distance	# of pairs	Mins pair	Mins	Estimated		Comments
				Start	End	
Warm-up, Equipment Check MS & TP (skates only)			40	7:40	8:20	Equipment check MS & TP 8:10-8:30
Ice Preparation			40	8:20	9:00	full track
1000m #2 Women (quads)	8	3	24	9:00	9:24	ONLY hard start time
Timing Break			3	9:24	9:27	
1000m #2 Men (quads 1-5)	5	3	15	9:27	9:42	
Ice Preparation			18	9:42	10:00	race lanes
1000m #2 Men (quads 6-17)	12	3	36	10:00	10:36	
Timing Break			5	10:36	10:41	
1500m Women Champions Challenge	1	4	4	10:41	10:45	
Timing Break			3	10:45	10:48	
1500m Men Champions Challenge	5	4	20	10:48	11:08	
Ice Preparation			30	11:08	11:38	full track, remove outer blocks
Team Pursuit Women 6L	2	4	8	11:38	11:46	
Timing Break			3	11:46	11:49	
Team Pursuit Men 8L	3	5	15	11:49	12:04	
Timing Break			5	12:04	12:09	remove all blocks
MS Women 10 L	1	10	10	12:09	12:19	19 skaters
Timing Break			3	12:19	12:22	
MS Men 10L	1	10	10	12:22	12:32	24 skaters
Timing Break			3	12:32	12:35	
MS Women & Men Champions Challenge 6L	1	10	10	12:35	12:45	10 skaters
Award Ceremony AmCup Overall Allround & Sprint			15	13:00	13:15	Running Track

End of competition

13:15

Amy
3/10/2024

AmCup Final / COL Championships / Champions Challenge

Salt Lake City (USA)

8 - 10 March 2024

1000m Women #2

10 March 2024

Pair	Lane #	Name	Nation	Age
1	I	102 CHOI Leah	USA	LB1
	R	111 KOTWAL Shruti	IND	L30
2	W	109 HUBBS Jenni	FIN	L35
	R	113 LINDENSKOV Natascha	DEN	LA2
3	Y	123 SOLDAN Marley	USA	LB2
	B	130 WILLIAMS Libby	USA	LA2
4	W	122 SIMMONS Rebecca	USA	L35
	R	132 YDE Piper	USA	LA2
5	Y	105 DE BOCK Emma	USA	LC2
	B	135 HEO Seongsil	KOR	L30
6	W	115 PAIZ Sara	COL	LC2
	R	128 TORRES Margarita	COL	LYA
7	Y	134 FEINBERG Kathy	USA	L60
	B	133 ACERO PINEDA Mariana	COL	LC1
8	W	104 D'CARD Finnley	USA	LC2
	R	112 LEE Kaitlyn	USA	LC2
9	Y	106 FORRER Evie	USA	LC2
	B	107 HAN Audrey	USA	LB1
10	W	121 SIATAMA Karen	COL	LA1
	R	129 WHITCOMB Keeley	USA	LB1
11	Y	126 SU Selena	USA	LB1
	B	124 STAVE Elena	USA	LC1
12	W	125 STAVE Elise	USA	LB1
	R	114 PAES Larissa	BRA	LSA
13	Y	137 SHOBE Ilsa	USA	LSA
	B	110 ISHIOKA Fumina	JPN	LB2

continued

1000m Women #2

Pair	Lane #	Name	Nation	Age
14	W	103 CRUIKSHANK Blair	USA	LN4
		119 RODRIGUEZ Maria Victoria	ARG	L30
15	Y	131 WOODBURY Lindsey	USA	LN2
	B	100 ARO Miki	JPN	LN1



Start List

REVISED
10 MAR 8:02

WR	1:05.370	STOLZ Jordan (USA)	26 JAN 2024	()
TR	1:05.370	STOLZ Jordan (USA)	26 JAN 2024	()

Pair	Lane	No. Name	Country Code
1	I	265 TOBON Jonathan	USA
	O		
2	I	223 KOTANI Kentaro	JPN
	O	224 KRIETER Joshua	USA
3	I	226 MARTIN Riley	USA
	O	234 ORD Gavin	USA
4	I	216 ICHIBA Ryouya	JPN
	O	240 SASAKI Kaichi	JPN
5	I	231 LOPES MORAES Eder	BRA
	O	211 HART-GORMAN Sammy	USA
6	I	220 KITCHEL Liam	USA
	O	236 PROVOD David	USA
7	I	252 WEBER Max	USA
	O	243 SILK William	USA
8	I	254 WILLIAMSON Shane	JPN
	O	228 MATSUMOTO Issei	JPN
9	I	213 HIROSE Yuta	JPN
	O	207 FITZGERALD Thomas	USA
10	I	244 SILVA Emanuelle	CHI
	O	206 de GROOT Kyler	USA
11	I	241 SCHLICHTING Henry	USA
	O	247 TERWILLIGER Jeff	USA
12	I	259 MANGUM Ezra	USA
	O	263 VALDEZ Deavon	USA
13	I	257 EPPERSON Tristan	USA
	O	258 GROEN Gary	USA
14	I	268 de BOCK Nickolas	USA
	O	271 SHI Noah	USA
15	I	256 EPPERSON Sebastian	USA
	O	260 ORD Anders	USA
16	I	235 PIERCE Thomas	USA
	O	270 SHI Lucas	USA
17	I	261 PRICE Dawson	USA
	O	210 GICA Adriel	USA
18	I	232 NAGEL Edward	USA
	O	233 ORD Chris	USA
19	I	242 SCHWARTZ Josh	USA
	O	237 REYNER Ben	USA

Start List

REVISED
10 MAR 8:02

Pair	Lane	No. Name	Country Code
20	I	200 ARCHULETTA Uel	USA
	O	249 TRIMBLE Matthew	USA
21	I	246 SONG Jeremy	USA
	O	239 SALTER Jatier	USA
22	I	225 LOVE Andrew	USA
	O	214 HUBBS Michael	USA
23	I	251 VERDUGO Angelo	COL
	O	267 QUINN Anson	USA
24	I	222 KOSEL Patrick	USA
	O	253 WHEELLOCK George	USA
25	I	205 CHAMBERLAIN Sam	USA
	O	204 CARNEY Dan	USA
26	I	218 JENSEN Zachary	USA
	O	219 KEOVAN Keith	USA
27	I	238 SALM Matthew	USA
	O	230 MEACHAM Aiden	USA
28	I	203 CARLSON Austin	USA
	O	202 BULLARD Brian	USA
29	I	273 GUZMAN BITAR Jhoan Sebastian	ESP
	O	229 MATSUMURA Yasuharu	JPN
30	I	212 HERMAN Auggie	USA
	O	245 SKLUTOVSKY Alec	USA
31	I	255 YOKOSAWA Taiki	JPN
	O	217 ICHIBA Shota	JPN
32	I	227 MATSUDA Shinji	JPN
	O	221 KLEBA Austin	USA
33	I	209 GEBAUER William	USA
	O	272 WORLEY Tanner	USA

Bill Hagent
3/10/24

Legend:			
I	Inner lane	No.	Start Number
UR	Universiade Record	WR	World Record
		O	Outer lane

AmCup Final / COL Championships / Champions Challenge


Salt Lake City (USA)

8 - 10 March 2024

1500m Women Champions Challenge

10 March 2024

Pair	Lane #	Name	Nation	Age
1	I	135 HEO Seongsil	KOR	L30
	O	134 FEINBERG Kathy	USA	L60



AmCup Final / COL Championships / Champions Challenge

Salt Lake City (USA)

8 - 10 March 2024

1500m Men Champions Challenge

10 March 2024

Pair	Lane	#	Name	Nation	Age
1	I	235	PIERCE Thomas	USA	MSA
		270	SHI Lucas	USA	MYA
2	I	262	UEHARA Toru	JPN	M85
		259	MANGUM Ezra	USA	MYC
3	I	258	GROEN Gary	USA	M75
		257	EPPERSON Tristan	USA	MYB
4	I	260	ORD Anders	USA	MYA
		256	EPPERSON Sebastien	USA	MC1
5	I	261	PRICE Dawson	USA	MSA
		268	DE BOCK Nickolas	USA	MYB

Bill Hagant
3/9/24

AmCup Final / COL Championships / Champions Challenge

Salt Lake City (USA)

8 - 10 March 2024

Team Pursuit (6 Laps) Women

10 March 2024

Pair	Finishing Straight	Crossing Straight
1	1 Team 1 White 124 STAVE Elena USA LC1 Red 125 STAVE Elise USA LB1 Yellow 129 WHITCOMB Keeley USA LB1	
2	3 Team 3 White 114 PAES Larissa BRA LSA Red 113 LINDENSKOV Natascha DEN LA2 Yellow 127 TEEPLES Ella USA LC2	2 Team 2 White 126 SU Selena USA LB1 Red 118 RODRIGUEZ Laura Michelle COL LA1 Yellow 106 FORRER Evie USA LC2



AmCup Final / COL Championships / Champions Challenge

Salt Lake City (USA)

8 - 10 March 2024

Team Pursuit (8 Laps) Men

10 March 2024

Pair	Finishing Straight	Crossing Straight
1	5 Team 5	1 Team 1
	White 232 NAGEL Edward USA MB2	White 222 KOSEL Patrick USA MB2
	Red 205 CHAMBERLAIN Sam USA MC2	Red 267 QUINN Anson USA MB2
	Yellow 200 ARCHULETTA Uel USA M50	Yellow 236 PROVOD David USA MC1
2	2 Team 2	4 Team 4
	White 211 HART-GORMAN Samuel USA MA1	White 252 WEBER Max USA MB1
	Red 218 JENSEN Zachary USA MA2	Red 243 SILK William USA MA1
	Yellow 230 MEACHAM Aiden USA MB2	Yellow 220 KITCHEL Liam USA MB1

Bill Hagert
3/10/24

AmCup Final / COL Championships / Champions Challenge

Salt Lake City (USA)

8 - 10 March 2024

Mass Start (10 Laps) Women

10 March 2024

	Position	Helmet #	Name	Nation	Age
1	1	411	131 WOODBURY Lindsey	USA	LN2
	2	412	118 RODRIGUEZ Laura Michelle	COL	LA1
	3	413	132 YDE Piper	USA	LA2
	4	414	123 SOLDAN Marley	USA	LB2
	5	415	137 SHOBE Ilsa	USA	LA2
	6	416	113 LINDENSKOV Natascha	DEN	LA2
2	7	417	114 PAES Larissa	BRA	LSA
	8	418	127 TEEPLES Ella	USA	LC2
	9	419	125 STAVE Elise	USA	LB1
	10	420	126 SU Selena	USA	LB1
	11	421	102 CHOI Leah	USA	LB1
	12	422	121 SIATAMA Karen	COL	LA1
3	13	423	124 STAVE Elena	USA	LC1
	14	424	105 DE BOCK Emma	USA	LC2
	15	425	129 WHITCOMB Keeley	USA	LB1
	16	426	106 FORRER Evie	USA	LC2
	17	427	104 D'CARD Finnley	USA	LC2
	18	428	107 HAN Audrey	USA	LB1
4	19	429	112 LEE Kaitlyn	USA	LC2



AmCup Final / COL Championships / Champions Challenge

Salt Lake City (USA)

8 - 10 March 2024

Mass Start (10 Laps) Men

10 March 2024

	Position	Helmet #	Name	Nation	Age
1	1	462	272 WORLEY Tanner	USA	MSA
	2	463	228 MATSUMOTO Issei	JPN	MN2
	3	464	207 FITZGERALD Thomas	USA	MN3
	4	465	252 WEBER Max	USA	MB1
	5	466	238 SALM Matthew	USA	MSA
	6	467	220 KITCHEL Liam	USA	MB1
2	7	468	231 LOPES MORAES Éder	BRA	M35
	8	469	230 MEACHAM Aiden	USA	MB2
	9	470	211 HART-GORMAN Samuel	USA	MA1
	10	471	218 JENSEN Zachary	USA	MA2
	11	472	202 BULLARD Brian	USA	MSA
	12	473	236 PROVOD David	USA	MC1
3	13	474	222 KOSEL Patrick	USA	MB2
	14	476	267 QUINN Anson	USA	MB2
	15	477	205 CHAMBERLAIN Sam	USA	MC2
	16	478	246 SONG Jeremy	USA	MC2
	17	479	200 ARCHULETTA Uel	USA	M50
	18	480	234 ORD Gavin	USA	MB2
4	19	481	226 MARTIN Riley	USA	MSA
	20	482	232 NAGEL Edward	USA	MB2
	21	483	242 SCHWARTZ Josh	USA	MA1
	22	484	210 GICA Adriel	USA	MC2
	23	485	273 GUZMAN BITAR Jhoan Sebastian	ESP	MSA
	24	486	251 VERDUGO CAICEDO Angelo	COL	MB1

Bill Hagent
3/10/24

AmCup Final / COL Championships / Champions Challenge

Salt Lake City (USA)

8 - 10 March 2024

Mass Start (6 Laps) Mixed Champions Challenge

10 March 2024

	Position	Helmet #	Name	Nation	Age
1	1	491	268 DE BOCK Nickolas	USA	MYB
	2	492	256 EPPERSON Sebastien	USA	MC1
	3	493	135 HEO Seongsil	KOR	L30
	4	494	260 ORD Anders	USA	MYA
	5	495	134 FEINBERG Kathy	USA	L60
	6	496	257 EPPERSON Tristan	USA	MYB
2	7	497	263 VALDEZ Deavon	USA	MC2
	8	498	270 SHI Lucas	USA	MYA
	9	499	235 PIERCE Thomas	USA	MSA
	10	500	271 SHI Noah	USA	MYD



AmCup Final / COL Championships / Champions Challenge

Salt Lake City (USA)

8 - 10 March 2024

Mass Start (6 Laps) Mixed Champions Challenge

10 March 2024

	Position	Helmet #	Name	Nation	Age
1	1	491	268 DE BOCK Nickolas	USA	MYB
	2	492	256 EPPERSON Sebastien	USA	MC1
	3	493	135 HEO Seongsil	KOR	L30
	4	494	260 ORD Anders	USA	MYA
	5	495	134 FEINBERG Kathy	USA	L60
	6	496	257 EPPERSON Tristan	USA	MYB
2	7	497	263 VALDEZ Deavon	USA	MC2
	8	498	270 SHI Lucas	USA	MYA
	9	499	235 PIERCE Thomas	USA	MSA
	10	500	271 SHI Noah	USA	MYD

Bill Hagent
3/10/24



SUN 10 MAR 2024

AmCup Final / Columbian Championship /

Women 1000 m #2



USSPEEDSKATING

Results

WR	1:11.610	Bowe Brittany (USA)	9 MAR 2019	()
TR	1:11.610	Bowe Brittany (USA)	9 MAR 2019	()

Rank	No.	Name	Country Code	Pair	Lane	Time	Gap	Note
1	103	CRUIKSHANK Blair	USA	14	I	1:18.66	0.000	
2	131	WOODBURY Lindsey	USA	15	I	1:18.72	0.060	
3	100	ARO Miki	JPN	15	O	1:18.95	0.290	
4	119	RODRIGUEZ Maria Victoria	ARG	14	O	1:19.12	0.460	
5	130	WILLIAMS Libby	USA	3	O	1:20.34	1.680	
6	132	YDE Piper	USA	4	O	1:20.75	2.090	
7	123	SOLDAN Marley	USA	3	I	1:21.78	3.120	
8	137	SHOBE Ilsa	USA	13	I	1:21.99	3.330	
9	110	ISHIOKA Fumina	JPN	13	O	1:22.26	3.600	
10	105	de BOCK Emma	USA	5	I	1:22.92	4.260	
11	114	PAES Larissa	BRA	12	O	1:23.41	4.750	
12	122	SIMMONS Rebecca	USA	4	I	1:23.52	4.860	
13	125	STAVE Elise	USA	12	I	1:25.59	6.930	
14	129	WHITCOMB Keeley	USA	10	O	1:26.21	7.550	
15	102	CHOI Leah	USA	1	I	1:26.26	7.600	
16	113	LINDENSKOV Natascha	DEN	2	O	1:26.30	7.640	
17	126	SU Selena	USA	11	I	1:26.51	7.850	
18	121	SIATAMA Karen	COL	10	I	1:27.19	8.530	
19	111	KOTWAL Shruti	IND	1	O	1:27.40	8.740	
20	124	STAVE Elena	USA	11	O	1:27.59	8.930	
21	106	FORRER Evie	USA	9	I	1:29.14	10.480	
22	112	LEE Kaitlyn	USA	8	O	1:31.94	13.280	
23	107	HAN Audrey	USA	9	O	1:32.67	14.010	
24	104	D'CARD Finnley	USA	8	I	1:36.69	18.030	
25	135	HEO Seongsil Scarlet	KOR	5	O	1:41.51	22.850	
26	128	TORRES Margarita	COL	6	O	1:45.02	26.360	
27	134	FEINBERG Kathy	USA	7	I	1:52.12	33.460	
	109	HUBBS Jenni	FIN	2	I	DNS		
	115	PAIZ Sara	COL	6	I	DNS		
	133	ACERO PINEDA Marina	COL	7	O	DNS		

Legend:					
DNS	Did Not Start	I	Inner lane	No.	Start number
O	Outer lane	UR	Universiade Record	WR	World Record

Distance Analysis in Pairs

WR	1:11.610	Bowe Brittany (USA)			9 MAR 2019	()
TR	1:11.610	Bowe Brittany (USA)			9 MAR 2019	()
WR:	200m	17.57	600m	43.87	Finish	1:11.61
TR:		17.57		43.87		1:11.61

Pair	Lane	No.	Name					Country Code	Time	Note	Rank
			Split Time	Lap Time	Split Time	Lap Time	Split Time				
1	I	102	CHOI Leah					USA	1:26.26		15
			20.91	(20.91)	52.83	(31.92)	1:26.26	(33.43)			
	O	111	KOTWAL Shruti					IND	1:27.40		19
			20.39	(20.39)	51.52	(31.13)	1:27.40	(35.88)			
2	I	109	HUBBS Jenni					FIN		DNS	
	O	113	LINDENSKOV Natascha					DEN	1:26.30		16
			21.76	(21.76)	54.01	(32.25)	1:26.30	(32.29)			
3	I	123	SOLDAN Marley					USA	1:21.78		7
			19.85	(19.85)	50.00	(30.15)	1:21.78	(31.78)			
	O	130	WILLIAMS Libby					USA	1:20.34		5
			19.65	(19.65)	48.60	(28.95)	1:20.34	(31.74)			
4	I	122	SIMMONS Rebecca					USA	1:23.52		12
			20.88	(20.88)	51.61	(30.73)	1:23.52	(31.91)			
	O	132	YDE Piper					USA	1:20.75		6
			19.40	(19.40)	49.07	(29.67)	1:20.75	(31.67)			
5	I	105	de BOCK Emma					USA	1:22.92		10
			29.64	(29.64)	1:01.31	(31.67)	1:22.92	(21.61)			
	O	135	HEO Seongsil Scarlet					KOR	1:41.51		25
			23.86	(23.86)	1:00.90	(37.04)	1:41.51	(40.61)			
6	I	115	PAIZ Sara					COL		DNS	
	O	128	TORRES Margarita					COL	1:45.02		26
			23.39	(23.39)	1:02.89	(39.50)	1:45.02	(42.13)			
7	I	134	FEINBERG Kathy					USA	1:52.12		27
			26.78	(26.78)	1:07.99	(41.21)	1:52.12	(44.13)			
	O	133	ACERO PINEDA Marina					COL		DNS	
8	I	104	D'CARD Finnley					USA	1:36.69		24
			22.05	(22.05)	57.64	(35.59)	1:36.69	(39.05)			
	O	112	LEE Kaitlyn					USA	1:31.94		22
			21.03	(21.03)	54.03	(33.00)	1:31.94	(37.91)			
9	I	106	FORRER Evie					USA	1:29.14		21
			21.36	(21.36)	54.36	(33.00)	1:29.14	(34.78)			
	O	107	HAN Audrey					USA	1:32.67		23
			22.21	(22.21)	56.18	(33.97)	1:32.67	(36.49)			

Distance Analysis in Pairs

Pair	Lane	No.	Name					Country Code	Time	Note	Rank
			Split Time	Lap Time	Split Time	Lap Time	Split Time				
10	I	121	SIATAMA Karen					COL	1:27.19		18
			19.99	(19.99)	51.63	(31.64)	1:27.19	(35.56)			
	O	129	WHITCOMB Keeley					USA	1:26.21		14
			20.62	(20.62)	52.27	(31.65)	1:26.21	(33.94)			
11	I	126	SU Selena					USA	1:26.51		17
			20.85	(20.85)	52.95	(32.10)	1:26.51	(33.56)			
	O	124	STAVE Elena					USA	1:27.59		20
			21.12	(21.12)	53.35	(32.23)	1:27.59	(34.24)			
12	I	125	STAVE Elise					USA	1:25.59		13
			21.25	(21.25)	52.61	(31.36)	1:25.59	(32.98)			
	O	114	PAES Larissa					BRA	1:23.41		11
			20.92	(20.92)	51.41	(30.49)	1:23.41	(32.00)			
13	I	137	SHOBE Ilsa					USA	1:21.99		8
			20.00	(20.00)	50.10	(30.10)	1:21.99	(31.89)			
	O	110	ISHIOKA Fumina					JPN	1:22.26		9
			18.95	(18.95)	48.98	(30.03)	1:22.26	(33.28)			
14	I	103	CRUIKSHANK Blair					USA	1:18.66		1
			18.47	(18.47)	47.42	(28.95)	1:18.66	(31.24)			
	O	119	RODRIGUEZ Maria Victoria					ARG	1:19.12		4
			19.01	(19.01)	47.50	(28.49)	1:19.12	(31.62)			
15	I	131	WOODBURY Lindsey					USA	1:18.72		2
			19.42	(19.42)	48.30	(28.88)	1:18.72	(30.42)			
	O	100	ARO Miki					JPN	1:18.95		3
			18.86	(18.86)	47.81	(28.95)	1:18.95	(31.14)			

Handwritten signature

Legend:					
*	Marks a record as of the time recorded, that was later surpassed	=	Equal sign indicates that two or more skaters share the same rank	DNS	Did Not Start
I	Inner lane	No.	Start number	O	Outer lane
UR	Universiade Record	WR	World Record		

Results

WR	1:05.370	STOLZ Jordan (USA)	26 JAN 2024	()
TR	1:05.370	STOLZ Jordan (USA)	26 JAN 2024	()

Rank	No.	Name	Country Code	Pair	Lane	Time	Gap	Note
1	209	GEBAUER William	USA	33	I	1:08.85	0.000	
2	272	WORLEY Tanner	USA	33	O	1:09.29	0.440	
3	265	TOBON Jonathan	USA	1	I	1:09.81	0.960	
4	213	HIROSE Yuta	JPN	9	I	1:10.11	1.260	
5	221	KLEBA Austin	USA	32	O	1:10.13	1.280	
6	217	ICHIBA Shota	JPN	31	O	1:10.24	1.390	
7	227	MATSUDA Shinji	JPN	32	I	1:10.66	1.810	
8	255	YOKOSAWA Taiki	JPN	31	I	1:11.08	2.230	
9	212	HERMAN Auggie	USA	30	I	1:11.20	2.350	
10	228	MATSUMOTO Issei	JPN	8	O	1:11.91	3.060	
11	254	WILLIAMSON Shane	JPN	8	I	1:11.94	3.090	
12	273	GUZMAN BITAR Jhoan Sebastian	ESP	29	I	1:12.19	3.340	
13	220	KITCHEL Liam	USA	6	I	1:12.28	3.430	
14	223	KOTANI Kentaro	JPN	2	I	1:12.67	3.820	
15	216	ICHIBA Ryouya	JPN	4	I	1:13.01	4.160	
16	245	SKLUTOVSKY Alec	USA	30	O	1:13.10	4.250	
17	252	WEBER Max	USA	7	I	1:13.39	4.540	
18	207	FITZGERALD Thomas	USA	9	O	1:13.63	4.780	
19	203	CARLSON Austin	USA	28	I	1:13.65	4.800	
20	218	JENSEN Zachary	USA	26	I	1:13.86	5.010	
21	229	MATSUMURA Yasuharu	JPN	29	O	1:13.89	5.040	
22	238	SALM Matthew	USA	27	I	1:14.27	5.420	
23	243	SILK William	USA	7	O	1:14.35	5.500	
24	202	BULLARD Brian	USA	28	O	1:14.99	6.140	
25	236	PROVOD David	USA	6	O	1:16.19	7.340	
26	253	WHEELLOCK George	USA	24	O	1:16.58	7.730	
27	222	KOSEL Patrick	USA	24	I	1:16.64	7.790	
28	211	HART-GORMAN Sammy	USA	5	O	1:16.885	8.030	
29	230	MEACHAM Aiden	USA	27	O	1:16.889	8.030	
30	205	CHAMBERLAIN Sam	USA	25	I	1:16.97	8.120	
31	240	SASAKI Kaichi	JPN	4	O	1:17.33	8.480	
32	231	LOPES MORAES Eder	BRA	5	I	1:17.52	8.670	
33	204	CARNEY Dan	USA	25	O	1:17.81	8.960	
34	214	HUBBS Michael	USA	22	O	1:18.12	9.270	
35	219	KEOVAN Keith	USA	26	O	1:18.25	9.400	
36	226	MARTIN Riley	USA	3	I	1:18.37	9.520	
37	251	VERDUGO Angelo	COL	23	I	1:19.01	10.160	
38	267	QUINN Anson	USA	23	O	1:19.86	11.010	
39	234	ORD Gavin	USA	3	O	1:20.41	11.560	
40	225	LOVE Andrew	USA	22	I	1:22.07	13.220	
41	246	SONG Jeremy	USA	21	I	1:22.45	13.600	
42	200	ARCHULETTA Uel	USA	20	I	1:22.83	13.980	
43	247	TERWILLIGER Jeff	USA	11	O	1:22.88	14.030	
44	239	SALTER Jatier	USA	21	O	1:23.04	14.190	
45	242	SCHWARTZ Josh	USA	19	I	1:25.13	16.280	
46	232	NAGEL Edward	USA	18	I	1:25.34	16.490	

Results

Rank	No.	Name	Country Code	Pair	Lane	Time	Gap	Note
47	237	REYNER Ben	USA	19	O	1:26.22	17.370	
48	261	PRICE Dawson	USA	17	I	1:26.44	17.590	
49	206	de GROOT Kyler	USA	10	O	1:26.46	17.610	
50	210	GICA Adriel	USA	17	O	1:26.48	17.630	
51	249	TRIMBLE Matthew	USA	20	O	1:26.82	17.970	
52	233	ORD Chris	USA	18	O	1:27.28	18.430	
53	224	KRIETER Joshua	USA	2	O	1:27.90	19.050	
54	235	PIERCE Thomas	USA	16	I	1:29.16	20.310	
55	256	EPPERSON Sebastian	USA	15	I	1:32.37	23.520	
56	270	SHI Lucas	USA	16	O	1:34.67	25.820	
57	268	de BOCK Nickolas	USA	14	I	1:38.24	29.390	
58	260	ORD Anders	USA	15	O	1:42.25	33.400	
59	271	SHI Noah	USA	14	O	1:49.44	40.590	
60	257	EPPERSON Tristan	USA	13	I	1:49.58	40.730	
61	263	VALDEZ Deavon	USA	12	O	1:57.40	48.550	
62	258	GROEN Gary	USA	13	O	2:06.63	57.780	
	259	MANGUM Ezra	USA	12	I	DQ		
	244	SILVA Emanuelle	CHI	10	I	DNS		
	241	SCHLICHTING Henry	USA	11	I	DNS		

*Bill Hagen
3/10/24*

Note:
If two or more skaters obtained the same time to the hundredth of a second, the ties will be broken and presented to the thousandth of a second.

Legend:

DNS	Did Not Start	I	Inner lane	No.	Start number
O	Outer lane	UR	Universiade Record	WR	World Record

Distance Analysis in Pairs

WR	1:05.370	STOLZ Jordan (USA)			26 JAN 2024 ()	
TR	1:05.370	STOLZ Jordan (USA)			26 JAN 2024 ()	
WR:	200m	16.12	600m	40.28	Finish	1:05.37
TR:		16.12		40.28		1:05.37

Pair	Lane	No.		Name				Country Code	Time	Note	Rank
		Split Time	Lap Time	Split Time	Lap Time	Split Time	Lap Time				
1	I	265	TOBON Jonathan				USA	1:09.81			3
		17.34	(17.34)	43.03	(25.69)	1:09.81	(26.78)				
2	I	223	KOTANI Kentaro				JPN	1:12.67			14
		17.66	(17.66)	44.42	(26.76)	1:12.67	(28.25)				
	O	224	KRIETER Joshua				USA	1:27.90			53
		21.02	(21.02)	52.96	(31.94)	1:27.90	(34.94)				
3	I	226	MARTIN Riley				USA	1:18.37			36
		18.54	(18.54)	47.64	(29.10)	1:18.37	(30.73)				
	O	234	ORD Gavin				USA	1:20.41			39
		19.99	(19.99)	49.32	(29.33)	1:20.41	(31.09)				
4	I	216	ICHIBA Ryouya				JPN	1:13.01			15
		18.08	(18.08)	45.24	(27.16)	1:13.01	(27.77)				
	O	240	SASAKI Kaichi				JPN	1:17.33			31
		19.23	(19.23)	47.67	(28.44)	1:17.33	(29.66)				
5	I	231	LOPES MORAES Eder				BRA	1:17.52			32
		19.29	(19.29)	48.20	(28.91)	1:17.52	(29.32)				
	O	211	HART-GORMAN Sammy				USA	1:16.885			28
		19.02	(19.02)	47.38	(28.36)	1:16.88	(29.50)				
6	I	220	KITCHEL Liam				USA	1:12.28			13
		17.64	(17.64)	44.13	(26.49)	1:12.28	(28.15)				
	O	236	PROVOD David				USA	1:16.19			25
		18.57	(18.57)	46.39	(27.82)	1:16.19	(29.80)				
7	I	252	WEBER Max				USA	1:13.39			17
		17.69	(17.69)	44.78	(27.09)	1:13.39	(28.61)				
	O	243	SILK William				USA	1:14.35			23
		18.39	(18.39)	45.72	(27.33)	1:14.35	(28.63)				
8	I	254	WILLIAMSON Shane				JPN	1:11.94			11
		17.51	(17.51)	44.33	(26.82)	1:11.94	(27.61)				
	O	228	MATSUMOTO Issei				JPN	1:11.91			10
		17.65	(17.65)	44.10	(26.45)	1:11.91	(27.81)				
9	I	213	HIROSE Yuta				JPN	1:10.11			4
		16.60	(16.60)	42.01	(25.41)	1:10.11	(28.10)				
	O	207	FITZGERALD Thomas				USA	1:13.63			18
		18.10	(18.10)	44.93	(26.83)	1:13.63	(28.70)				
10	I	244	SILVA Emanuelle				CHI			DNS	

Distance Analysis in Pairs

Pair	Lane	No.	Name					Country Code	Time	Note	Rank
			Split Time	Lap Time	Split Time	Lap Time	Split Time				
	O	206	de GROOT Kyler					USA	1:26.46		49
			21.55	(21.55)	53.48	(31.93)	1:26.46	(32.98)			
11	I	241	SCHLICHTING Henry					USA		DNS	
	O	247	TERWILLIGER Jeff					USA	1:22.88		43
			20.10	(20.10)	50.63	(30.53)	1:22.88	(32.25)			
12	I	259	MANGUM Ezra					USA		DQ	
	O	263	VALDEZ Deavon					USA	1:57.40		61
			25.16	(25.16)	1:08.66	(43.50)	1:57.40	(48.74)			
13	I	257	EPPERSON Tristan					USA	1:49.58		60
	O	258	GROEN Gary					USA	2:06.63		62
			27.63	(27.63)	1:15.81	(48.18)	2:06.63	(50.82)			
14	I	268	de BOCK Nickolas					USA	1:38.24		57
	O	271	SHI Noah					USA	1:49.44		59
			22.77	(22.77)	1:00.46	(37.69)	1:38.24	(37.78)			
	O	271	SHI Noah					USA	1:49.44		59
			24.71	(24.71)	1:05.79	(41.08)	1:49.44	(43.65)			
15	I	256	EPPERSON Sebastian					USA	1:32.37		55
	O	260	ORD Anders					USA	1:42.25		58
			21.51	(21.51)	56.31	(34.80)	1:32.37	(36.06)			
	O	260	ORD Anders					USA	1:42.25		58
			23.01	(23.01)	1:01.60	(38.59)	1:42.25	(40.65)			
16	I	235	PIERCE Thomas					USA	1:29.16		54
	O	270	SHI Lucas					USA	1:34.67		56
			20.63	(20.63)	53.38	(32.75)	1:29.16	(35.78)			
	O	270	SHI Lucas					USA	1:34.67		56
			21.15	(21.15)	56.27	(35.12)	1:34.67	(38.40)			
17	I	261	PRICE Dawson					USA	1:26.44		48
	O	210	GICA Adriel					USA	1:26.48		50
			20.73	(20.73)	52.64	(31.91)	1:26.44	(33.80)			
	O	210	GICA Adriel					USA	1:26.48		50
			20.03	(20.03)	52.20	(32.17)	1:26.48	(34.28)			
18	I	232	NAGEL Edward					USA	1:25.34		46
	O	233	ORD Chris					USA	1:27.28		52
			18.96	(18.96)	50.59	(31.63)	1:25.34	(34.75)			
	O	233	ORD Chris					USA	1:27.28		52
			20.95	(20.95)	52.93	(31.98)	1:27.28	(34.35)			
19	I	242	SCHWARTZ Josh					USA	1:25.13		45
	O	237	REYNER Ben					USA	1:26.22		47
			20.37	(20.37)	52.04	(31.67)	1:25.13	(33.09)			
	O	237	REYNER Ben					USA	1:26.22		47
			20.40	(20.40)	52.37	(31.97)	1:26.22	(33.85)			

BA

Distance Analysis in Pairs

Pair	Lane	No.		Name				Country Code	Time	Note	Rank
		Split Time	Lap Time	Split Time	Lap Time	Split Time	Lap Time				
20	I	200	ARCHULETTA Uel				USA	1:22.83		42	
		20.09	(20.09)	50.40	(30.31)	1:22.83	(32.43)				
	O	249	TRIMBLE Matthew				USA	1:26.82		51	
		20.87	(20.87)	52.48	(31.61)	1:26.82	(34.34)				
21	I	246	SONG Jeremy				USA	1:22.45		41	
		18.62	(18.62)	49.45	(30.83)	1:22.45	(33.00)				
	O	239	SALTER Jatier				USA	1:23.04		44	
		19.80	(19.80)	50.30	(30.50)	1:23.04	(32.74)				
22	I	225	LOVE Andrew				USA	1:22.07		40	
		18.99	(18.99)	48.75	(29.76)	1:22.07	(33.32)				
	O	214	HUBBS Michael				USA	1:18.12		34	
		19.21	(19.21)	47.25	(28.04)	1:18.12	(30.87)				
23	I	251	VERDUGO Angelo				COL	1:19.01		37	
		18.62	(18.62)	47.83	(29.21)	1:19.01	(31.18)				
	O	267	QUINN Anson				USA	1:19.86		38	
		19.43	(19.43)	49.09	(29.66)	1:19.86	(30.77)				
24	I	222	KOSEL Patrick				USA	1:16.64		27	
		18.50	(18.50)	46.84	(28.34)	1:16.64	(29.80)				
	O	253	WHEELOCK George				USA	1:16.58		26	
		18.42	(18.42)	46.39	(27.97)	1:16.58	(30.19)				
25	I	205	CHAMBERLAIN Sam				USA	1:16.97		30	
		18.55	(18.55)	46.94	(28.39)	1:16.97	(30.03)				
	O	204	CARNEY Dan				USA	1:17.81		33	
		18.59	(18.59)	46.84	(28.25)	1:17.81	(30.97)				
26	I	218	JENSEN Zachary				USA	1:13.86		20	
		17.59	(17.59)	44.66	(27.06)	1:13.86	(29.20)				
	O	219	KEOVAN Keith				USA	1:18.25		35	
		18.82	(18.82)	47.41	(28.59)	1:18.25	(30.84)				
27	I	238	SALM Matthew				USA	1:14.27		22	
		17.85	(17.85)	45.03	(27.18)	1:14.27	(29.24)				
	O	230	MEACHAM Aiden				USA	1:16.889		29	
		18.64	(18.64)	47.14	(28.50)	1:16.88	(29.74)				
28	I	203	CARLSON Austin				USA	1:13.65		19	
		17.75	(17.75)	44.93	(27.17)	1:13.65	(28.72)				
	O	202	BULLARD Brian				USA	1:14.99		24	
		17.43	(17.43)	44.70	(27.27)	1:14.99	(30.29)				
29	I	273	GUZMAN BITAR Jhoan Sebastian				ESP	1:12.19		12	
		17.34	(17.34)	44.24	(26.90)	1:12.19	(27.95)				
	O	229	MATSUMURA Yasuharu				JPN	1:13.89		21	
		34.90	(34.90)	1:01.78	(26.87)	1:13.89	(12.11)				

Distance Analysis in Pairs

Pair	Lane	No.	Name	Lap Times				Country Code	Time	Note	Rank	
				Split Time	Lap Time	Split Time	Lap Time					Split Time
30	I	212	HERMAN Auggie	17.34	(17.34)	43.46	(26.12)	1:11.20	(27.74)	USA	1:11.20	9
	O	245	SKLUTOVSKY Alec	17.83	(17.83)	44.57	(26.74)	1:13.10	(28.53)	USA	1:13.10	16
31	I	255	YOKOSAWA Taiki	17.20	(17.20)	43.30	(26.10)	1:11.08	(27.78)	JPN	1:11.08	8
	O	217	ICHIBA Shota	17.12	(17.12)	42.87	(25.75)	1:10.24	(27.37)	JPN	1:10.24	6
32	I	227	MATSUDA Shinji	17.21	(17.21)	43.29	(26.08)	1:10.66	(27.37)	JPN	1:10.66	7
	O	221	KLEBA Austin	17.00	(17.00)	42.62	(25.62)	1:10.13	(27.51)	USA	1:10.13	5
33	I	209	GEBAUER William	16.84	(16.84)	42.04	(25.20)	1:08.85	(26.81)	USA	1:08.85	1
	O	272	WORLEY Tanner	16.68	(16.68)	41.83	(25.15)	1:09.29	(27.46)	USA	1:09.29	2

Bill Hagent

Legend:					
*	Marks a record as of the time recorded, that was later surpassed	=	Equal sign indicates that two or more skaters share the same rank	DNS	Did Not Start
I	Inner lane	No.	Start number	O	Outer lane
UR	Universiade Record	WR	World Record		

Results

WR	1:49.830	Takagi Miho (JPN)	10 MAR 2019	()
TR	1:49.830	Takagi Miho (JPN)	10 MAR 2019	()

Rank	No.	Name	Country Code	Pair	Lane	Time	Gap	Note
1	135	HEO Seongsil Scarlet	KOR	1	I	2:39.23	0.000	
2	134	FEINBERG Kathy	USA	1	O	2:49.27	10.040	



Legend:					
I	Inner lane	No.	Start number	O	Outer lane
UR	Universiade Record	WR	World Record		

Distance Analysis in Pairs

WR	1:49.830	Takagi Miho (JPN)				10 MAR 2019 ()			
TR	1:49.830	Takagi Miho (JPN)				10 MAR 2019 ()			
WR:	300m	24.74	700m	51.69	1100m	1:19.66	Finish	1:49.83	
TR:		24.74		51.69		1:19.66		1:49.83	

Pair	Lane	No.	Name					Country Code	Time	Note	Rank
			Split Time	Lap Time	Split Time	Lap Time	Split Time				
1	I	135	HEO Seongsil Scarlet					KOR	2:39.23		1
			32.97	(32.97)	1:11.95	(38.98)	1:54.61	(42.66)	2:39.23	(44.62)	
	O	134	FEINBERG Kathy					USA	2:49.27		2
			36.97	(36.97)	1:19.20	(42.23)	2:03.66	(44.46)	2:49.27	(45.61)	

Legend:					
*	Marks a record as of the time recorded, that was later surpassed	=	Equal sign indicates that two or more skaters share the same rank	I	Inner lane
No.	Start number	O	Outer lane	UR	Universiade Record
WR	World Record				

ASB

Results

WR	1:40.170	Nuis Kjeld (NED)	10 MAR 2019 ()
TR	1:40.170	Nuis Kjeld (NED)	10 MAR 2019 ()

Rank	No.	Name	Country Code	Pair	Lane	Time	Gap	Note
1	261	PRICE Dawson	USA	5	I	2:15.45	0.000	
2	235	PIERCE Thomas	USA	1	I	2:23.81	8.360	
3	268	de BOCK Nickolas	USA	5	O	2:26.54	11.090	
4	256	EPPERSON Sebastian	USA	4	O	2:27.76	12.310	
5	270	SHI Lucas	USA	1	O	2:28.49	13.040	
6	260	ORD Anders	USA	4	I	2:38.14	22.690	
7	257	EPPERSON Tristan	USA	3	O	2:54.64	39.190	
8	262	UEHARA Toru	JPN	2	I	3:27.76	1:12.310	
9	259	MANGUM Ezra	USA	2	O	3:37.12	1:21.670	
	258	GROEN Gary	USA	3	I	DNS		

Bill Hagert
3/10/24

Legend:				
DNS	Did Not Start	I	Inner lane	No.
O	Outer lane	UR	Universiade Record	Start number
				WR
				World Record

Distance Analysis in Pairs

WR	1:40.170	Nuis Kjeld (NED)				10 MAR 2019 ()			
TR	1:40.170	Nuis Kjeld (NED)				10 MAR 2019 ()			
WR:	300m	22.91	700m	47.17	1100m	1:12.38	Finish	1:40.17	
TR:		22.91		47.17		1:12.38		1:40.17	

Pair	Lane	No.	Name					Country Code	Time	Note	Rank
			Split Time	Lap Time	Split Time	Lap Time	Split Time	Lap Time	Split Time		
1	I	235	PIERCE Thomas					USA	2:23.81		2
			30.30	(30.30)	1:05.86	(35.56)	1:43.71	(37.85)	2:23.81	(40.10)	
	O	270	SHI Lucas					USA	2:28.49		5
			31.13	(31.13)	1:09.37	(38.24)	1:49.77	(40.40)	2:28.49	(38.72)	
2	I	262	UEHARA Toru					JPN	3:27.76		8
			45.29	(45.29)	1:36.60	(51.31)	2:29.99	(53.39)	3:27.76	(57.77)	
	O	259	MANGUM Ezra					USA	3:37.12		9
			44.93	(44.93)	1:41.55	(56.62)	2:38.80	(57.25)	3:37.12	(58.32)	
3	I	258	GROEN Gary					USA		DNS	
	O	257	EPPERSON Tristan					USA	2:54.64		7
			35.95	(35.95)	1:21.75	(45.80)	2:08.10	(46.35)	2:54.64	(46.54)	
4	I	260	ORD Anders					USA	2:38.14		6
			32.76	(32.76)	1:13.16	(40.40)	1:55.96	(42.80)	2:38.14	(42.18)	
	O	256	EPPERSON Sebastian					USA	2:27.76		4
			31.24	(31.24)	1:09.67	(38.43)	1:48.89	(39.22)	2:27.76	(38.87)	
5	I	261	PRICE Dawson					USA	2:15.45		1
			28.95	(28.95)	1:01.61	(32.66)	1:37.23	(35.62)	2:15.45	(38.22)	
	O	268	de BOCK Nickolas					USA	2:26.54		3
			31.41	(31.41)	1:09.71	(38.30)	1:49.06	(39.35)	2:26.54	(37.48)	

*Bill Hagent
3/10/24*

Legend:					
*	Marks a record as of the time recorded, that was later surpassed	=	Equal sign indicates that two or more skaters share the same rank	DNS	Did Not Start
I	Inner lane	No.	Start number	O	Outer lane
UR	Universiade Record	WR	World Record		



AmCup Final / Colombian Championships / Champions Challenge

Utah Olympic Oval - Salt Lake City

8 - 10 March 2024



Speedskating
Results.com

Team Pursuit (6 laps) Women

10 March 2024

1 Team 3		3.20,68
Larissa PAES (BRA), Natascha LINDENSKOV (DEN), Ella TEEPLES (USA)		
2 Team 1	USA 	3.31,01
Elena STAVE, Elise STAVE, Keeley WHITCOMB		
3 Team 2		3.45,53
Selena SU (USA), Laura Michelle RODRIGUEZ (COL), Evie FORRER (USA)		

Polse 3/10/24

Team Pursuit (8 laps) Men

10 March 2024

1 Team 4 Max WEBER, William SILK, Liam KITCHEL	USA 	4.00,54
2 Team 2 Samuel HART-GORMAN, Zachary JENSEN, Aiden MEACHAM	USA 	4.18,87
3 Team 1 Patrick KOSEL, Anson QUINN, David PROVOD	USA 	4.29,46
4 Team 5 Edward NAGEL, Sam CHAMBERLAIN, Uel ARCHULETTA	USA 	4.49,62

Bill Hogent
3/10/24

2024 American Cup Racing Series - Mass Start Women

Rank:	Name:	Race #1	Race #1	Race #2	Race #2	Race #3	Race #3	AmCup Point Total
		Race Points	AmCup Points	Race Points	AmCup Points	Race Points	AmCup Points	
1	YDE Piper	30	90	30	90	30	60	240.0
2	SOLDAN Marley	20	81	20	81	20	54	216.0
3	TEEPLES Ella	2	57	4	60		48	165.0
4	SHOBE Ilsa	5	60	2	57	13	48	165.0
5	CHOI Leah	1	54	1	54	3	38	146.0
6	STAVE Elise		46.5		51	3	40	137.5
7	FORRER Evie		48		46.5	2.0	36.0	130.5
8	WILLIAMS Libby	5	64.5	6	64.5			129.0
9	GAKOVIC Natasa	1	51	13	72			123.0
10	DAHLMANN Melissa	10	72		48			120.0
11	HAN Audrey		40.5		42		34	116.5
12	LEE Kaitlyn		39		40.5		31.0	110.5
13	WHITCOMB Keeley		45		45			90.0
14	STAVE Elena		42		43.5			85.5
15	RADULOVIC Nastasja		43.5		39			82.5
16	DE BOCK Emma					4	43	43.0
17	D'CARD Finnley						32	32.0


**AmCup Race #3 - Women
3/10/2024, Salt Lake City, UT**

Rank:	Name:	Total Race Points
1	YDE Piper	30
2	SOLDAN Marley	20
3	SHOBE Ilsa	13
4	DE BOCK Emma	4
5	SIATAMA Karen	4
6	STAVE Elise	3
7	CHOI Leah	3
8	FORRER Evie	2
9	HAN Audrey	
10	D'CARD Finnley	
11	LEE Kaitlyn	



AmCup Race #3 - Men (Revised-1)
3/10/2024, Salt Lake City, UT

Rank:	Name:	Total Race Points
1	WORLEY Tanner	30
2	MATSUMOTO Issei	20
3	FITZGERALD Thomas	12
4	PROVOD David	6
5	KITCHEL Liam	4
6	MEACHAM Aiden	4
7	LOPES MORAES Eder	2
8	GUZMAN BITAR Jhoan	1
9	HART-GORMAN Sammy	
10	ORD Gavin	
11	KOSEL Patrick	
12	JENSEN Zachary	
13	SALM Matthew	
14	QUINN Anson	
15	RILEY Martin	
16	GICA Adriel	
17	BULLARD Brian	
18	NAGEL Edward	
19	WEBER Max	
20	SCWARTZ Josh	
21	CHAMBERLAIN Sam	DQ
22	SONG Jeremy	DQ


4/9/2024

9 - 6 Laps Mixed Mass Start

UOO LT 0.400 km

001

3/10/2024 12:07 PM

Race - Men (6 Laps) started at 12:40:10

Pos	No.	Name	Category	Laps	Diff	Total Tm	Best Tm	License Cat.
1	498	LUCAS SHI	Men	6		3:03.852	6.069	USA
2	491	NICKOLAS DE BOCK	Men	6	1.088	3:04.940	5.931	USA
3	492	SEBASTIAN EPPERSON	Men	6	1.204	3:05.056	5.795	USA
4	494	ANDERS ORD	Men	6	4.714	3:08.566	5.637	USA
5	493	SEONGSIL SCA HEO	Men	6	7.847	3:11.699	6.273	KOR
6	495	KATHY FEINBERG	Men	6	20.990	3:24.842	6.311	USA
7	500	NOAH SHI	Men	6	22.699	3:26.551	6.583	USA
8	496	TRISTAN EPPERSON	Men	6	30.696	3:34.548	6.034	USA
9	497	DEAVON VALDEZ	Men	6	34.866	3:38.718	6.783	USA
10	499	THOMAS PIERCE	Men <i>DQ</i>	1	5 Laps	59.535	59.535	USA

Bill Hagant