



**2025 US Long Track Championships,  
American Cup 1 &  
Fall World Cup Qualifier  
Official Protocol**



**November 1-3, 2024  
Milwaukee, WI**



**Pettit National Ice Center**



**US Speedskating**

**Officials and Volunteers**

Chief Referee - Women	David Okoniewski
Assistant Referee - Women	Mark Nolan
Chief Referee - Men	Brian Kretschmann
Assistant Referee - Men	Susan Sandvig-Shobe
Referee Mentor	Dan Immerfall
Chief Starter - Women	Rob Tobon
Chief Starter - Men	Brian Molenda
Assistant Starters	Kim Gebauer
	Andrew Arena
Track Judges	Greg Boenning
	Bob Dvorak
	Ernest Kretschmann
	Yasuko Kudo
	Mary Schultek
	Jerry Steele
	Karen Street
	Rich Vehe
	Jim White
Photo Finish Operators	Laura Henderson
	Melissa Koenig
	Bob Neville
	Robert Wyss
Electronic Timing System Operators	Carolyn Spiewak
	Nathan Miller
Chief Manual Timer	Craig Gebauer
Manual Timers	Elsie Crawford
	Pam Dowling
	Althea Pearson

	Butch Pearson
	Greg Rajala
	Sue Schaefer
	Jay Snyder
	Jenny Snyder
	Pieter Zylstra
Chief Lap Counter	Al Hutzell
Assistant Lap Counters	Randy Sears
	Dan Quinn
Announcers	Jeff Brand
	Dejan Gakovic
DJ	Olu Sijuwade
Armband / Helmet Cover Distributors	Deb Kohlmann
	Karen Wendt
Hospitality	Jane Stolz
	Mimi Nolan
	Jennifer Schlichting
	Susan Miller
Doping Control Chaperones	Dejan Gakovic
	Joe Kudlata
	Tatyana Radulovic
	Kara Witty
	Lee Ann Williams
	Jay Yde
Block Setters and Chasers	Bob Dvorak
	Louik Finnigan
	Luyang Gao
	Barb Johnson
	Fiona Newkirk

	Kevin Packman
	Eliza Rodenhamel
	Chris Sobczak
Livestream Broadcaster	Gordon Cepuran
Live Stream Camera Operators	Quentin Forrer
	Patrick Kurowski
	Jay Snyder
Merchandise Sales	Bella Main
	Stephanie Kleba
National Anthem Performer	Olu Sijuwade
Competition Organizers	Nathan Miller
	Carolyn Spiewak
Pettit National Ice Center General Manager	Paul Golomski
Ice Makers	Tyler Cain
	Patrick Rackowski
	Josh Schneider
USS Technical Representative	Matt Kooreman



**US CHAMPIONSHIPS / AMERICAN CUP 1 /  
FALL WORLD CUP QUALIFIER**



US SPEEDSKATING

**PETTIT NATIONAL ICE CENTER - MILWAUKEE, WI (USA)**

**RESULT 500m Women #1  
Friday, 01 November 2024**

Rnk	Nr	Name	Country	Race	Lane	Time	Behind	Points
1	106	Kimi GOETZ	USA	15	In	<b>37.67</b>		
2	108	Erin JACKSON	USA	15	Out	<b>37.76</b>	+0.09	
3	100	Brittany BOWE	USA	14	In	<b>38.31</b>	+0.64	
4	129	Sofia THORUP	DEN	13	In	<b>38.82</b>	+1.15	
5	119	Chrysta RANDS-EVANS	USA	14	Out	<b>39.30</b>	+1.63	
6	101	McKenzie BROWNE	USA	13	Out	<b>39.31</b>	+1.64	
7	103	Blair CRUIKSHANK	USA	10	Out	<b>40.42</b>	+2.75	
8	117	Anna QUINN	USA	11	In	<b>41.33</b>	+3.66	
9	123	Marley SOLDAN	USA	12	In	<b>41.56</b>	+3.89	
10	131	Libby WILLIAMS	USA	12	Out	<b>41.58</b>	+3.91	
11	121	Ilsa SHOBE	USA	11	Out	<b>41.75</b>	+4.08	
12	132	Piper YDE	USA	10	In	<b>42.34</b>	+4.67	
13	110	Shruti KOTWAL	IND	8	In	<b>42.64</b>	+4.97	
14	134	Karen SIATAMA	COL	9	In	<b>43.02</b>	+5.35	
15	128	Sydney TERPENING	USA	9	Out	<b>43.31</b>	+5.64	
16	105	Evie FORRER	USA	5	In	<b>43.70</b>	+6.03	
17	102	Leah CHOI	USA	7	Out	<b>44.07</b>	+6.40	
18	126	Elise STAVE	USA	8	Out	<b>44.08(3)</b>	+6.41	
19	125	Elena STAVE	USA	3	In	<b>44.08(9)</b>	+6.41	
20	111	Kaitlyn LEE	USA	6	Out	<b>44.14</b>	+6.47	
21	104	Melissa DAHLMANN	USA	7	In	<b>44.47</b>	+6.80	
22	118	Nastasja RADULOVIC	USA	6	In	<b>44.58</b>	+6.91	
23	109	Cynthia JENNINGS	USA	4	In	<b>44.87</b>	+7.20	
24	115	Aileen OH	USA	2	Out	<b>45.88</b>	+8.21	
25	107	Audrey HAN	USA	4	Out	<b>47.40</b>	+9.73	
26	120	Vonna SHILL	USA	3	Out	<b>47.70</b>	+10.03	
27	124	Juliette SONG	USA	2	In	<b>49.45</b>	+11.78	
28	133	Leah ROSENBAUM	USA	1	In	<b>DQ</b>		
	116	Larissa PAES	BRA			<b>WDR</b>		
	127	Ella Teeples	USA			<b>WDR</b>		
	130	Keeley WHITCOMB	USA			<b>WDR</b>		

Referee: David OKONIEWSKI (USA) / Starter: Rob TOBON (USA)

Conditions	Time	Air Temperature	Humidity	Ice Temperature
Start	09:00	15,6°C	31,0%	-8,3°C

*[Signature]* 11/1/2024

# US Long Track Championships

## US Speedskating / Pettit National Ice Center

### Event Time Results

ID	Skater Name	Aff	Time
<b>500M Women</b>			
106	GOETZ, KIMI		37.674
108	JACKSON, ERIN		37.760
100	BOWE, BRITTANY		38.318
129	THORUP, SOFIA		38.820
119	RANDS-EVANS, CHRYSTA		39.301
101	BROWNE, MCKENZIE		39.310
103	CRUIKSHANK, BLAIR		40.421
117	QUINN, ANNA		41.330
123	SOLDAN, MARLEY		41.563
131	WILLIAMS, LIBBY		41.589
121	SHOBE, ILSA		41.753
132	YDE, PIPER		42.341
110	KOTWAL, SHRUTI		42.649
134	SIATAMA, KAREN		43.027
128	TERPENING, SYDNEY		43.311
105	FORRER, EVIE		43.700
102	CHOI, LEAH		44.079
126	STAVE, ELISE		44.083
125	STAVE, ELENA		44.089
111	LEE, KAITLYN		44.149
104	DAHLMANN, MELISSA		44.474
118	RADULOVIC, NASTASJA		44.580
109	JENNINGS, CYNTHIA		44.872
115	OH, AILEEN		45.882
107	HAN, AUDREY		47.404
120	SHILL, VONNA		47.709
124	SONG, JULIETTE		49.452
133	ROSENBAUM, LEAH		DQ
130	WHITCOMB, KEELEY		DNS



# US CHAMPIONSHIPS / AMERICAN CUP 1 / FALL WORLD CUP QUALIFIER

PETTIT NATIONAL ICE CENTER - MILWAUKEE, WI (USA)



USSPEEDSKATING

## RESULT 500m Men #1 Friday, 01 November 2024

Rnk	Nr	Name	Country	Race	Lane	Time	Behind	Points
1	249	Jordan STOLZ	USA	26	In	34.47		
2	250	Zach STOPPELMOOR	USA	26	Out	34.91	+0.44	
3	231	Cooper MCLEOD	USA	25	In	35.11	+0.64	
4	222	Austin KLEBA	USA	25	Out	35.44	+0.97	
5	230	Conor MCDERMOTT-	USA	27	Out	35.54	+1.07	
6	247	Alec SKLUTOVSKY	USA	22	In	35.91	+1.44	
7	214	Oliver GROB	SUI	27	In	36.05	+1.58	
8	215	Jhoan Sebastian GUZMAN	ESP	22	Out	36.57	+2.10	
9	217	Auggie HERMAN	USA	24	In	37.06	+2.59	
10	221	Liam KITCHEL	USA	23	Out	37.28	+2.81	
11	255	Max WEBER	USA	19	Out	37.34	+2.87	
12	240	Carl PLATT	USA	24	Out	37.68	+3.21	
13	202	Austin CARLSON	USA	20	In	37.73(1)	+3.26	
14	254	Angelo VERDUGO CAICEDO	COL	21	Out	37.73(6)	+3.26	
15	219	Zachary JENSEN	USA	19	In	37.80	+3.33	
16	201	Brian BULLARD	USA	23	In	37.98	+3.51	
17	244	Matthew SALM	USA	21	In	38.29	+3.82	
18	257	George WHEELOCK	USA	20	Out	38.38	+3.91	
19	241	David PROVOD	USA	16	In	38.59	+4.12	
20	205	Sam CHAMBERLAIN	USA	17	Out	38.61	+4.14	
21	232	Aiden MEACHAM	USA	16	Out	39.12	+4.65	
22	243	Maison RILEY	USA	17	In	39.22	+4.75	
23	233	Jerry MECH	USA	13	Out	39.32	+4.85	
24	220	Keith KEOVAN	USA	13	In	39.56	+5.09	
25	245	Henry SCHLICHTING	USA	12	Out	39.66	+5.19	
26	248	Jeremy SONG	USA	15	Out	39.69	+5.22	
27	216	Samuel HART-GORMAN	USA	14	In	39.76	+5.29	
28	228	Riley MARTIN	USA	14	Out	39.82	+5.35	
29	242	Anson QUINN	USA	10	In	40.02	+5.55	
30	203	Dan CARNEY	USA	18	In	40.08(3)	+5.61	
31	235	Edward NAGEL	USA	15	In	40.08(6)	+5.61	
32	208	Leo DROSSOS-THOMPSON	USA	18	Out	40.21	+5.74	
33	225	Matthew KUROWSKI	USA	10	Out	40.49	+6.02	
34	226	Colin LEE	USA	12	In	40.52	+6.05	
35	239	Gavin ORD	USA	11	Out	41.72	+7.25	
36	213	Adriel Elrond GICA	USA	8	In	41.87	+7.40	
37	200	Landon BOGEE	USA	7	Out	41.92	+7.45	
38	218	Markevous HUMPHREY	USA	4	In	41.93	+7.46	
39	237	Jayden OH	USA	9	Out	42.13	+7.66	



**US CHAMPIONSHIPS / AMERICAN CUP 1 /  
FALL WORLD CUP QUALIFIER**

**PETTIT NATIONAL ICE CENTER - MILWAUKEE, WI (USA)**



USSPEEDSKATING

**RESULT 500m Men #1  
Friday, 01 November 2024**

Rnk	Nr	Name	Country	Race	Lane	Time	Behind	Points
40	223	Ashwin KONDURU	IND	4	Out	42.28	+7.81	
41	206	Kieran COLLINS	USA	3	Out	42.63	+8.16	
42	263	Mark YANAGIHARA	USA	8	Out	42.82	+8.35	
43	251	Jeff TERWILLIGER	USA	9	In	43.10	+8.63	
44	264	Tristan BOYD	USA	6	In	44.13	+9.66	
45	210	Tariq ELATTAOUI	USA	5	Out	44.25	+9.78	
46	253	Matthew TRIMBLE	USA	5	In	45.03	+10.56	
47	224	Joshua KRIETER	USA	3	In	45.47	+11.00	
48	238	Chris ORD	USA	2	Out	45.53	+11.06	
49	256	Peyton WENDT	USA	6	Out	46.39	+11.92	
50	259	Finn SIEBERT	USA	11	In	49.08	+14.61	
51	262	Jesse LAFAYETTE	USA	2	In	56.61	+22.14	
52	261	Colin MCDADE	USA	1	In	1:11.66	+37.19	
	211	Sebastien EPPERSON	USA	7	In	DQ		

Referee: Brian KRETSCHMANN (USA) / Starter: Brian MOLEND (USA)

Conditions	Time	Air Temperature	Humidity	Ice Temperature
Start	09:00	15,6°C	31,0%	-8,3°C

*B. Mole* 11/01/24



# US Long Track Championships

## US Speedskating / Pettit National Ice Center

### Event Time Results

ID	Skater Name	Aff	Time
<b>500M Mens</b>			
249	STOLZ, JORDAN		34.479
250	STOPPELMOOR, ZACH		34.913
231	MCLEOD, COOPER		35.111
222	KLEBA, AUSTIN		35.447
230	MCDERMOTT-MOSTO, CONOR		35.549
247	SKLUTOVSKY, ALEC		35.914
214	GROB, OLIVER		36.054
215	GUZMAN BITAR, JHOAN SEBAST		36.570
217	HERMAN, AUGGIE		37.066
221	KITCHEL, LIAM		37.280
255	WEBER, MAX		37.343
240	PLATT, CARL		37.683
202	CARLSON, AUSTIN		37.731
254	VERDUGO CAICEDO, ANGELO		37.736
219	JENSEN, ZACHARY		37.802
201	BULLARD, BRIAN		37.988
244	SALM, MATTHEW		38.298
257	WHEELLOCK, GEORGE		38.380
241	PROVOD, DAVID		38.591
205	CHAMBERLAIN, SAM		38.610
232	MEACHAM, AIDEN		39.128
243	RILEY, MAISON		39.229
233	MECH, JERRY		39.321
220	KEOVAN, KEITH		39.566
245	SCHLICHTING, HENRY		39.666
248	SONG, JEREMY		39.692
216	HART-GORMAN, SAMUEL		39.767
228	MARTIN, RILEY		39.824
242	QUINN, ANSON		40.023
203	CARNEY, DAN		40.083
235	NAGEL, EDWARD		40.086

# US Long Track Championships

## US Speedskating / Pettit National Ice Center

### Event Time Results

ID	Skater Name	Aff	Time
208	DROSSOS-THOMPSO, LEO		40.211
225	KUROWSKI, MATTHEW		40.491
226	LEE, COLIN		40.523
239	ORD, GAVIN		41.726
213	GICA, ADRIEL ELRON		41.872
200	BOGEE, LANDON		41.921
218	HUMPHREY, MARKEVOUS		41.938
237	OH, JAYDEN		42.134
223	KONDURU, ASHWIN		42.285
206	COLLINS, KIERAN		42.636
263	YANAGIHARA, MARK		42.821
251	TERWILLIGER, JEFF		43.101
264	BOYD, TRISTAN		44.130
210	ELATTAOUI, TARIQ		44.255
253	TRIMBLE, MATTHEW		45.032
224	KRIETER, JOSHUA		45.470
238	ORD, CHRIS		45.532
256	WENDT, PEYTON		46.391
259	SIEBERT, FINN		49.084
262	LAFAYETTE, JESSE		56.611
261	MCDADE, COLIN		1:11.664
211	EPPERSON, SEBASTIEN		DQ



**US CHAMPIONSHIPS / AMERICAN CUP 1 /  
FALL WORLD CUP QUALIFIER**



US SPEEDSKATING

**PETTIT NATIONAL ICE CENTER - MILWAUKEE, WI (USA)**

**RESULT 1000m Women #1  
Friday, 01 November 2024**

Rnk	Nr	Name	Country	Race	Lane	Time	Behind	Points
1	100	Brittany BOWE	USA	10	In	<b>1:14.02</b>		
2	106	Kimi GOETZ	USA	9	In	<b>1:14.25</b>	+0.23	
3	129	Sofia THORUP	DEN	10	Out	<b>1:14.99</b>	+0.97	
4	114	Greta MYERS	USA	11	In	<b>1:16.33</b>	+2.31	
5	113	Mia MANGANELLO	USA	9	Out	<b>1:17.33</b>	+3.31	
6	119	Chrysta RANDS-EVANS	USA	8	In	<b>1:18.20</b>	+4.18	
7	108	Erin JACKSON	USA	11	Out	<b>1:18.25</b>	+4.23	
8	101	McKenzie BROWNE	USA	7	In	<b>1:19.81</b>	+5.79	
9	103	Blair CRUIKSHANK	USA	7	Out	<b>1:21.17</b>	+7.15	
10	121	Ilsa SHOBE	USA	8	Out	<b>1:22.94</b>	+8.92	
11	131	Libby WILLIAMS	USA	6	In	<b>1:22.96</b>	+8.94	
12	104	Melissa DAHLMANN	USA	5	In	<b>1:25.75</b>	+11.73	
13	128	Sydney TERPENING	USA	4	In	<b>1:26.10</b>	+12.08	
14	126	Elise STAVE	USA	4	Out	<b>1:26.32</b>	+12.30	
15	105	Evie FORRER	USA	2	Out	<b>1:26.67</b>	+12.65	
16	110	Shruti KOTWAL	IND	3	In	<b>1:26.95</b>	+12.93	
17	127	Ella TEEPLES	USA	6	Out	<b>1:27.06</b>	+13.04	
18	134	Karen SIATAMA	COL	5	Out	<b>1:27.07</b>	+13.05	
19	125	Elena STAVE	USA	3	Out	<b>1:28.04</b>	+14.02	
20	109	Cynthia JENNINGS	USA	1	In	<b>1:30.31</b>	+16.29	
21	120	Vonna SHILL	USA	2	In	<b>1:36.26</b>	+22.24	
	112	Natascha LINDENSKOV	DEN			<b>WDR</b>		
	130	Keeley WHITCOMB	USA			<b>WDR</b>		
	132	Piper YDE	USA			<b>WDR</b>		

Referee: David OKONIEWSKI (USA) / Starter: Rob TOBON (USA)

Conditions	Time	Air Temperature	Humidity	Ice Temperature
Start	09:00	15,6°C	31,0%	-8,3°C

11/1/2024

# US Long Track Championships

## US Speedskating / Pettit National Ice Center

### Event Time Results

ID	Skater Name	Aff	Time
<b>1000M Women</b>			
100	BOWE, BRITTANY		1:14.025
106	GOETZ, KIMI		1:14.250
129	THORUP, SOFIA		1:14.990
114	MYERS, GRETA		1:16.335
113	MANGANELLO, MIA		1:17.333
119	RANDS-EVANS, CHRYSTA		1:18.208
108	JACKSON, ERIN		1:18.253
101	BROWNE, MCKENZIE		1:19.817
103	CRUIKSHANK, BLAIR		1:21.174
121	SHOBE, ILSA		1:22.949
131	WILLIAMS, LIBBY		1:22.960
104	DAHLMANN, MELISSA		1:25.753
128	TERPENING, SYDNEY		1:26.101
126	STAVE, ELISE		1:26.320
105	FORRER, EVIE		1:26.675
110	KOTWAL, SHRUTI		1:26.951
127	TEEPLES, ELLA		1:27.062
134	SIATAMA, KAREN		1:27.074
125	STAVE, ELENA		1:28.043
109	JENNINGS, CYNTHIA		1:30.312
120	SHILL, VONNA		1:36.267
119	SHILL, VONNA		
120	SHILL, VONNA		
121	SHOBE, ILSA		
122	SHOBE, ILSA		
123	SHOBE, ILSA		
124	SHOBE, ILSA		
125	SHOBE, ILSA		
126	SHOBE, ILSA		
127	SHOBE, ILSA		
128	SHOBE, ILSA		
129	SHOBE, ILSA		
130	SHOBE, ILSA		
131	SHOBE, ILSA		
132	SHOBE, ILSA		
133	SHOBE, ILSA		
134	SHOBE, ILSA		
135	SHOBE, ILSA		
136	SHOBE, ILSA		
137	SHOBE, ILSA		
138	SHOBE, ILSA		
139	SHOBE, ILSA		
140	SHOBE, ILSA		

	<b>US CHAMPIONSHIPS / AMERICAN CUP 1 / FALL WORLD CUP QUALIFIER</b>	 <small>USSPEEDSKATING</small>
<b>PETTIT NATIONAL ICE CENTER - MILWAUKEE, WI (USA)</b>		

<b>RESULT 1000m Men #1 Friday, 01 November 2024</b>
---

Rnk	Nr	Name	Country	Race	Lane	Time	Behind	Points
1	249	Jordan STOLZ	USA	16	In	<b>1:07.67</b>		
2	250	Zach STOPPELMOOR	USA	17	In	<b>1:08.87</b>	+1.20	
3	231	Cooper MCLEOD	USA	17	Out	<b>1:08.94</b>	+1.27	
4	230	Conor MCDERMOTT-	USA	16	Out	<b>1:09.65</b>	+1.98	
5	222	Austin KLEBA	USA	18	In	<b>1:10.61</b>	+2.94	
6	217	Auggie HERMAN	USA	13	In	<b>1:11.17</b>	+3.50	
7	247	Alec SKLUTOVSKY	USA	18	Out	<b>1:12.38</b>	+4.71	
8	214	Oliver GROB	SUI	14	In	<b>1:12.63</b>	+4.96	
9	215	Jhoan Sebastian GUZMAN	ESP	14	Out	<b>1:13.74</b>	+6.07	
10	258	Josh WHYTE	NZL	13	Out	<b>1:13.77</b>	+6.10	
11	244	Matthew SALM	USA	10	Out	<b>1:14.60</b>	+6.93	
12	229	Niclas MASTRUP	DEN	11	In	<b>1:14.74</b>	+7.07	
13	208	Leo DROSSOS-THOMPSON	USA	12	Out	<b>1:14.85</b>	+7.18	
14	202	Austin CARLSON	USA	15	In	<b>1:15.91</b>	+8.24	
15	254	Angelo VERDUGO CAICEDO	COL	10	In	<b>1:16.40(7)</b>	+8.73	
15	257	George WHEELLOCK	USA	11	Out	<b>1:16.40(7)</b>	+8.73	
17	201	Brian BULLARD	USA	12	In	<b>1:17.31</b>	+9.64	
18	243	Maison RILEY	USA	9	In	<b>1:18.11</b>	+10.44	
19	205	Sam CHAMBERLAIN	USA	9	Out	<b>1:18.46</b>	+10.79	
20	220	Keith KEOVAN	USA	7	In	<b>1:18.68</b>	+11.01	
21	259	Finn SIEBERT	USA	8	Out	<b>1:19.59</b>	+11.92	
22	248	Jeremy SONG	USA	6	Out	<b>1:19.71</b>	+12.04	
23	233	Jerry MECH	USA	5	In	<b>1:20.45(1)</b>	+12.78	
24	242	Anson QUINN	USA	7	Out	<b>1:20.45(9)</b>	+12.78	
25	203	Dan CARNEY	USA	8	In	<b>1:20.98</b>	+13.31	
26	200	Landon BOGEE	USA	4	Out	<b>1:21.23</b>	+13.56	
27	218	Markevous HUMPHREY	USA	2	In	<b>1:24.65</b>	+16.98	
28	235	Edward NAGEL	USA	6	In	<b>1:25.20</b>	+17.53	
29	211	Sebastien EPPERSON	USA	2	Out	<b>1:25.82</b>	+18.15	
30	251	Jeff TERWILLIGER	USA	5	Out	<b>1:26.03</b>	+18.36	
31	263	Mark YANAGIHARA	USA	4	In	<b>1:26.09</b>	+18.42	
32	256	Peyton WENDT	USA	1	In	<b>1:27.47</b>	+19.80	
33	253	Matthew TRIMBLE	USA	3	Out	<b>1:28.38</b>	+20.71	
34	238	Chris ORD	USA	3	In	<b>1:29.84</b>	+22.17	
35	219	Zachary JENSEN	USA	15	Out	<b>1:45.80</b>	+38.13	

Referee: Brian KRETSCHMANN (USA) / Starter: Brian MOLEND (USA)

*B. Molend 11/01/24*

Conditions	Time	Air Temperature	Humidity	Ice Temperature
Start	09:00	15,6°C	31,0%	-8,3°C

# US Long Track Championships

## US Speedskating / Pettit National Ice Center

### Event Time Results

ID	Skater Name	Aff	Time
<b>1000M Mens</b>			
249	STOLZ, JORDAN		1:07.674
250	STOPPELMOOR, ZACH		1:08.874
231	MCLEOD, COOPER		1:08.945
230	MCDERMOTT-MOSTO, CONOR		1:09.654
222	KLEBA, AUSTIN		1:10.617
217	HERMAN, AUGGIE		1:11.176
247	SKLUTOVSKY, ALEC		1:12.380
214	GROB, OLIVER		1:12.638
215	GUZMAN BITAR, JHOAN SEBAST		1:13.742
258	WHYTE, JOSH		1:13.773
244	SALM, MATTHEW		1:14.604
229	MASTRUP, NICLAS		1:14.742
208	DROSSOS-THOMPSO, LEO		1:14.856
202	CARLSON, AUSTIN		1:15.913
254	VERDUGO CAICEDO, ANGELO		1:16.407
257	WHEELLOCK, GEORGE		1:16.407
201	BULLARD, BRIAN		1:17.311
243	RILEY, MAISON		1:18.111
205	CHAMBERLAIN, SAM		1:18.464
220	KEOVAN, KEITH		1:18.688
259	SIEBERT, FINN		1:19.596
248	SONG, JEREMY		1:19.718
233	MECH, JERRY		1:20.451
242	QUINN, ANSON		1:20.459
203	CARNEY, DAN		1:20.987
200	BOGEE, LANDON		1:21.235
218	HUMPHREY, MARKEVOUS		1:24.652
235	NAGEL, EDWARD		1:25.206
211	EPPERSON, SEBASTIEN		1:25.829
251	TERWILLIGER, JEFF		1:26.032
263	YANAGIHARA, MARK		1:26.098

# US Long Track Championships

## US Speedskating / Pettit National Ice Center

### Event Time Results

<b>ID</b>	<b>Skater Name</b>	<b>Aff</b>	<b>Time</b>
256	WENDT, PEYTON		1:27.476
253	TRIMBLE, MATTHEW		1:28.384
238	ORD, CHRIS		1:29.845
219	JENSEN, ZACHARY		1:45.803

	<b>US CHAMPIONSHIPS / AMERICAN CUP 1 / FALL WORLD CUP QUALIFIER DAY 1</b>	
<b>PETTIT NATIONAL ICE CENTER - MILWAUKEE, WI (USA)</b>		

<b>RESULT 3000m Women Friday, 01 November 2024</b>
--

Rnk	Nr	Name	Country	Race	Lane	Time	Behind	Points
1	114	Greta MYERS	USA	8	In	4:05.45		
2	113	Mia MANGANELLO	USA	9	In	4:17.21	+11.76	
3	112	Natascha LINDENSKOV	DEN	8	Out	4:20.81	+15.36	
4	123	Marley SOLDAN	USA	9	Out	4:26.64	+21.19	
5	122	Rebecca SIMMONS	USA	7	In	4:29.09	+23.64	
6	117	Anna QUINN	USA	6	In	4:36.30	+30.85	
7	116	Larissa PAES	BRA	5	Out	4:37.70	+32.25	
8	105	Evie FORRER	USA	4	In	4:38.12	+32.67	
9	118	Nastasja RADULOVIC	USA	6	Out	4:38.66	+33.21	
10	127	Ella TEEPLES	USA	7	Out	4:39.75	+34.30	
11	102	Leah CHOI	USA	5	In	4:46.08	+40.63	
12	125	Elena STAVE	USA	3	Out	4:46.76	+41.31	
13	130	Keeley WHITCOMB	USA	2	In	4:47.47	+42.02	
14	126	Elise STAVE	USA	4	Out	4:47.73	+42.28	
15	107	Audrey HAN	USA	3	In	5:16.55	+1:11.10	
16	115	Aileen OH	USA	1	Out	5:16.91	+1:11.46	
17	111	Kaitlyn LEE	USA	2	Out	5:33.97	+1:28.52	
18	124	Juliette SONG	USA	1	In	5:35.86	+1:30.41	

Referee: David OKONIEWSKI (USA) / Starter: Rob TOBON (USA)

Conditions	Time	Air Temperature	Humidity	Ice Temperature
Start	09:00	15,6°C	31,0%	-8,3°C


11/1/2024



# US Long Track Championships

## US Speedskating / Pettit National Ice Center

### Event Time Results

ID	Skater Name	Aff	Time
<b>3000M Women Quartets</b>			
114	MYERS, GRETA		4:05.452
113	MANGANELLO, MIA		4:17.213
112	LINDENSKOV, NATASCHA		4:20.814
123	SOLDAN, MARLEY		4:26.649
122	SIMMONS, REBECCA		4:29.092
117	QUINN, ANNA		4:36.300
116	PAES, LARISSA		4:37.707
105	FORRER, EVIE		4:38.120
118	RADULOVIC, NASTASJA		4:38.667
127	TEEPLES, ELLA		4:39.751
102	CHOI, LEAH		4:46.085
125	STAVE, ELENA		4:46.767
130	WHITCOMB, KEELEY		4:47.475
126	STAVE, ELISE		4:47.734
107	HAN, AUDREY		5:16.557
115	OH, AILEEN		5:16.910
111	LEE, KAITLYN		5:33.974
124	SONG, JULIETTE		5:35.862



**US CHAMPIONSHIPS / AMERICAN CUP 1 /  
FALL WORLD CUP QUALIFIER**

**PETTIT NATIONAL ICE CENTER - MILWAUKEE, WI (USA)**



**RESULT 5000m Men  
Friday, 01 November 2024**

Rnk	Nr	Name	Country	Race	Lane	Time	Behind	Points
1	207	Casey DAWSON	USA	14	In	<b>6:15.61</b>		
2	204	Ethan CEPURAN	USA	15	Out	<b>6:27.29</b>	+11.68	
3	209	Kelin DUNFEE	USA	15	In	<b>6:39.74</b>	+24.13	
4	252	Jonathan TOBON	USA	14	Out	<b>6:40.85</b>	+25.24	
5	246	William SILK	USA	12	In	<b>6:45.41</b>	+29.80	
6	221	Liam KITCHEL	USA	12	Out	<b>6:51.14</b>	+35.53	
7	212	Thomas FITZGERALD	USA	13	Out	<b>6:55.24</b>	+39.63	
8	255	Max WEBER	USA	11	Out	<b>6:57.71</b>	+42.10	
9	229	Niclas MASTRUP	DEN	9	In	<b>6:59.32</b>	+43.71	
10	216	Samuel HART-GORMAN	USA	10	In	<b>6:59.92</b>	+44.31	
11	241	David PROVOD	USA	10	Out	<b>7:00.18</b>	+44.57	
12	258	Josh WHYTE	NZL	13	In	<b>7:07.26</b>	+51.65	
13	232	Aiden MEACHAM	USA	11	In	<b>7:09.03</b>	+53.42	
14	259	Finn SIEBERT	USA	8	Out	<b>7:39.28</b>	+1:23.67	
15	200	Landon BOGEE	USA	6	In	<b>7:41.47</b>	+1:25.86	
16	245	Henry SCHLICHTING	USA	4	Out	<b>7:41.74</b>	+1:26.13	
17	242	Anson QUINN	USA	6	Out	<b>7:48.99</b>	+1:33.38	
18	228	Riley MARTIN	USA	7	In	<b>7:54.86</b>	+1:39.25	
19	225	Matthew KUROWSKI	USA	5	Out	<b>7:55.26</b>	+1:39.65	
20	239	Gavin ORD	USA	8	In	<b>7:56.19</b>	+1:40.58	
21	205	Sam CHAMBERLAIN	USA	9	Out	<b>7:57.78</b>	+1:42.17	
22	226	Colin LEE	USA	7	Out	<b>7:59.38</b>	+1:43.77	
23	206	Kieran COLLINS	USA	2	Out	<b>8:08.68</b>	+1:53.07	
24	223	Ashwin KONDURU	IND	4	In	<b>8:21.28</b>	+2:05.67	
25	235	Edward NAGEL	USA	5	In	<b>8:23.00</b>	+2:07.39	
26	237	Jayden OH	USA	1	In	<b>8:34.45</b>	+2:18.84	
27	210	Tariq ELATTAOUI	USA	2	In	<b>8:39.76</b>	+2:24.15	
28	213	Adriel Elrond GICA	USA	3	In	<b>8:41.24</b>	+2:25.63	
29	224	Joshua KRIETER	USA	3	Out	<b>8:55.02</b>	+2:39.41	

Referee: Brian KRETSCHMANN (USA) / Starter: Brian MOLENDRA (USA)

Conditions	Time	Air Temperature	Humidity	Ice Temperature
Start	09:00	15,6°C	31,0%	-8,3°C

*RTD* 11/01/24

# US Long Track Championships

## US Speedskating / Pettit National Ice Center

### Event Time Results

ID	Skater Name	Aff	Time
237	Oh, Jayden		8:34.458
<b>5000M Mens Quartets</b>			
207	DAWSON, CASEY		6:15.618
252	TOBON, JONATHAN		6:40.854
246	SILK, WILLIAM		6:45.410
221	KITCHEL, LIAM		6:51.145
212	FITZGERALD, THOMAS		6:55.246
255	WEBER, MAX		6:57.719
229	MASTRUP, NICLAS		6:59.324
216	HART-GORMAN, SAMUEL		6:59.928
241	PROVOD, DAVID		7:00.186
258	WHYTE, JOSH		7:07.268
232	MEACHAM, AIDEN		7:09.034
259	SIEBERT, FINN		7:39.283
200	BOGEE, LANDON		7:41.473
245	SCHLICHTING, HENRY		7:41.740
242	QUINN, ANSON		7:48.990
228	MARTIN, RILEY		7:54.861
225	KUROWSKI, MATTHEW		7:55.261
239	ORD, GAVIN		7:56.190
205	CHAMBERLAIN, SAM		7:57.782
226	LEE, COLIN		7:59.389
206	COLLINS, KIERAN		8:08.681
223	KONDURU, ASHWIN		8:21.285
235	NAGEL, EDWARD		8:23.007
210	ELATTAOUI, TARIQ		8:39.767
213	GICA, ADRIEL ELRON		8:41.247
224	KRIETER, JOSHUA		8:55.026

#### 5000M Mens

# US Long Track Championships

## US Speedskating / Pettit National Ice Center

### Event Time Results

<b>ID</b>	<b>Skater Name</b>	<b>Aff</b>	<b>Time</b>
204	CEPURAN, ETHAN		6:27.296
209	DUNFEE, KELIN		6:39.748

# US Championships, AmCup 1

Schedule Saturday, November 2 2024

Distance	# of pairs	Mins pair	Mins	Estimated		Comments
				Start	End	
Warm-up			30	8:00	8:30	7:45-8:30 Skate Check MS
Ice Preparation, Anthem 8:40			30	8:30	9:00	full track
500m #2 Women	15	2	30	<b>9:00</b>	9:30	
Timing Change			5	9:30	9:35	<b>No men on the ice until women finished.</b>
500m #2 Men	7	2	14	9:35	9:49	
Ice Preparation			20	9:49	10:09	race lanes 2 machines
500m #2 Men	21	2	42	10:09	10:51	
Ice Preparation			20	10:51	11:11	full ice 2 machines
1500m Women	14	3	42	11:11	11:53	
Timing Change			3	11:53	11:56	
1500m Men	10	3	30	11:56	12:26	
Ice Preparation - Awards 500 W, 1000m W 1500m W			30	12:26	12:56	full track 1 machine, lunch break
1500m Men	17	2.8	46.8	12:56	13:42	
Ice Preparation			20	13:42	14:02	race lanes 1 machine
5000m Women	1	9	9	14:02	14:11	1 Pair
Timing Change			8	14:11	14:19	
10,000m Men	1	15	15	14:19	<b>14:34</b>	1 Pair
Award Ceremony 500m M 1k/1.5k M, 5km W 10k M			20	14:34	14:54	Running Track
End of competition				14:54		

\*times are subject to change

*Matt Kovanman*



# US CHAMPIONSHIPS / AMERICAN CUP 1 / FALL WORLD CUP QUALIFIER

PETTIT NATIONAL ICE CENTER - MILWAUKEE, WI (USA)



USSPEEDSKATING

## RESULT 500m Women #2 Saturday, 02 November 2024

Rnk	Nr	Name	Country	Race	Lane	Time	Behind	Points
1	106	Kimi GOETZ	USA	15	Out	<b>37.80</b>		
2	108	Erin JACKSON	USA	15	In	<b>37.88</b>	+0.08	
3	100	Brittany BOWE	USA	14	Out	<b>38.39</b>	+0.59	
4	129	Sofia THORUP	DEN	13	Out	<b>38.66</b>	+0.86	
5	101	McKenzie BROWNE	USA	13	In	<b>39.40</b>	+1.60	
6	119	Chrysta RANDS-EVANS	USA	14	In	<b>39.46</b>	+1.66	
7	114	Greta MYERS	USA	2	In	<b>39.79</b>	+1.99	
8	103	Blair CRUIKSHANK	USA	12	In	<b>40.21</b>	+2.41	
9	123	Marley SOLDAN	USA	12	Out	<b>41.68</b>	+3.88	
10	131	Libby WILLIAMS	USA	11	In	<b>41.84</b>	+4.04	
11	121	Ilsa SHOBE	USA	10	In	<b>42.09</b>	+4.29	
12	132	Piper YDE	USA	11	Out	<b>42.19</b>	+4.39	
13	110	Shruti KOTWAL	IND	10	Out	<b>42.46</b>	+4.66	
14	134	Karen SIATAMA	COL	9	Out	<b>42.86</b>	+5.06	
15	128	Sydney TERPENING	USA	9	In	<b>42.91</b>	+5.11	
16	105	Evie FORRER	USA	8	Out	<b>43.85</b>	+6.05	
17	104	Melissa DAHLMANN	USA	6	Out	<b>43.91</b>	+6.11	
18	125	Elena STAVE	USA	7	Out	<b>43.92</b>	+6.12	
19	126	Elise STAVE	USA	7	In	<b>43.95</b>	+6.15	
20	111	Kaitlyn LEE	USA	6	In	<b>44.42</b>	+6.62	
21	127	Ella TEEPLES	USA	2	Out	<b>44.59</b>	+6.79	
22	118	Nastasja RADULOVIC	USA	5	Out	<b>44.61</b>	+6.81	
23	109	Cynthia JENNINGS	USA	4	Out	<b>44.63</b>	+6.83	
24	102	Leah CHOI	USA	8	In	<b>44.65</b>	+6.85	
25	112	Natascha LINDENSKOV	DEN	1	Out	<b>45.34</b>	+7.54	
26	115	Aileen OH	USA	5	In	<b>45.46</b>	+7.66	
27	107	Audrey HAN	USA	4	In	<b>46.77</b>	+8.97	
28	124	Juliette SONG	USA	3	Out	<b>49.94</b>	+12.14	
	120	Vonna SHILL	USA	3	In	<b>DNF</b>		
	130	Keeley WHITCOMB	USA	1	In	<b>WDR</b>		

Referee: David OKONIEWSKI (USA) / Starter: Rob TOBON (USA)

Conditions	Time	Air Temperature	Humidity	Ice Temperature
Start	09:00	15,1°C	30,7%	-7,8°C

11/2/2024

# US Long Track Championships

## US Speedskating / Pettit National Ice Center

### Event Time Results

ID	Skater Name	Aff	Time
<b>500M Women</b>			
106	GOETZ, KIMI		37.805
108	JACKSON, ERIN		37.881
100	BOWE, BRITTANY		38.396
129	THORUP, SOFIA		38.666
101	BROWNE, MCKENZIE		39.405
119	RANDS-EVANS, CHRYSTA		39.468
114	MYERS, GRETA		39.793
103	CRUIKSHANK, BLAIR		40.219
123	SOLDAN, MARLEY		41.680
131	WILLIAMS, LIBBY		41.849
121	SHOBE, ILSA		42.099
132	YDE, PIPER		42.199
110	KOTWAL, SHRUTI		42.463
134	SIATAMA, KAREN		42.864
128	TERPENING, SYDNEY		42.912
105	FORRER, EVIE		43.853
104	DAHLMANN, MELISSA		43.918
125	STAVE, ELENA		43.926
126	STAVE, ELISE		43.954
111	LEE, KAITLYN		44.427
127	TEEPLES, ELLA		44.590
118	RADULOVIC, NASTASJA		44.614
109	JENNINGS, CYNTHIA		44.634
102	CHOI, LEAH		44.650
112	LINDENSKOV, NATASCHA		45.340
115	OH, AILEEN		45.463
107	HAN, AUDREY		46.770
124	SONG, JULIETTE		49.944
130	WHITCOMB, KEELEY		DNS
120	SHILL, VONNA		DNF



# US CHAMPIONSHIPS / AMERICAN CUP 1 / FALL WORLD CUP QUALIFIER


PETTIT NATIONAL ICE CENTER - MILWAUKEE, WI (USA)



## RESULT 500m Men #2 Saturday, 02 November 2024

Rnk	Nr	Name	Country	Race	Lane	Time	Behind	Points
1	249	Jordan STOLZ	USA	28	Out	34.57		
2	250	Zach STOPPELMOOR	USA	28	In	35.04	+0.47	
3	231	Cooper MCLEOD	USA	27	Out	35.05	+0.48	
4	222	Austin KLEBA	USA	27	In	35.16	+0.59	
5	247	Alec SKLUTOVSKY	USA	26	Out	35.65	+1.08	
6	214	Oliver GROB	SUI	25	Out	36.16	+1.59	
7	215	Jhoan Sebastian GUZMAN	ESP	26	In	36.48	+1.91	
8	252	Jonathan TOBON	USA	4	In	36.89	+2.32	
9	217	Auggie HERMAN	USA	24	Out	37.00	+2.43	
10	255	Max WEBER	USA	24	In	37.02	+2.45	
11	221	Liam KITCHEL	USA	25	In	37.13	+2.56	
12	202	Austin CARLSON	USA	23	Out	37.97	+3.40	
13	254	Angelo VERDUGO CAICEDO	COL	23	In	38.09	+3.52	
14	201	Brian BULLARD	USA	21	Out	38.12	+3.55	
15	229	Niclas MASTRUP	DEN	1	In	38.30(5)	+3.73	
16	208	Leo DROSSOS-THOMPSON	USA	15	In	38.30(9)	+3.73	
17	244	Matthew SALM	USA	20	Out	38.67	+4.10	
18	205	Sam CHAMBERLAIN	USA	21	In	38.68	+4.11	
19	241	David PROVOD	USA	19	Out	38.81	+4.24	
20	258	Josh WHYTE	NZL	3	In	38.97	+4.40	
21	257	George WHEELLOCK	USA	22	In	RS 39.17	+4.60	
22	228	Riley MARTIN	USA	16	In	39.41	+4.84	
23	246	William SILK	USA	2	In	39.55	+4.98	
24	232	Aiden MEACHAM	USA	20	In	39.58	+5.01	
25	248	Jeremy SONG	USA	17	In	39.64	+5.07	
26	242	Anson QUINN	USA	15	Out	39.94	+5.37	
27	203	Dan CARNEY	USA	14	Out	39.96	+5.39	
28	200	Landon BOGEE	USA	12	In	MT 39.99	+5.42	
29	233	Jerry MECH	USA	19	In	40.04(0)	+5.47	
30	235	Edward NAGEL	USA	13	Out	40.04(8)	+5.47	
31	216	Samuel HART-GORMAN	USA	16	Out	40.17	+5.60	
32	225	Matthew KUROWSKI	USA	14	In	40.26	+5.69	
33	259	Finn SIEBERT	USA	5	Out	40.32	+5.75	
34	245	Henry SCHLICHTING	USA	18	In	40.41	+5.85	
35	226	Colin LEE	USA	12	Out	MT 40.47	+5.90	
36	239	Gavin ORD	USA	13	In	41.60	+7.03	
37	213	Adriel Elrond GICA	USA	11	Out	41.62	+7.05	
38	223	Ashwin KONDURU	IND	10	In	42.00	+7.43	
39	218	Markevious HUMPHREY	USA	10	Out	42.10(5)	+7.53	





**US CHAMPIONSHIPS / AMERICAN CUP 1 /  
FALL WORLD CUP QUALIFIER**

**PETTIT NATIONAL ICE CENTER - MILWAUKEE, WI (USA)**



**RESULT 500m Men #2  
Saturday, 02 November 2024**

Rnk	Nr	Name	Country	Race	Lane	Time	Behind	Points
40	237	Jayden OH	USA	11	In	<b>42.10(7)</b>	+7.53	
41	211	Sebastien EPPERSON	USA	2	Out	<b>42.13</b>	+7.56	
42	206	Kieran COLLINS	USA	9	In	<b>42.26</b>	+7.69	
43	263	Mark YANAGIHARA	USA	8	In	<b>42.96</b>	+8.38	
44	251	Jeff TERWILLIGER	USA	9	Out	<b>43.42</b>	+8.88	
45	264	Tristan BOYD	USA	8	Out	<b>43.96</b>	+9.39	
46	238	Chris ORD	USA	6	In	<b>44.34</b>	+9.77	
47	210	Tariq ELATTAOUI	USA	7	In	<b>44.36</b>	+9.79	
48	224	Joshua KRIETER	USA	6	Out	<b>44.71</b>	+10.15	
49	253	Matthew TRIMBLE	USA	7	Out	<b>44.98</b>	+10.41	
50	256	Peyton WENDT	USA	5	In	<b>45.32</b>	+10.75	
51	261	Colin MCDADE	USA	3	Out	<b>55.96</b>	+21.39	
52	262	Jesse LAFAYETTE	USA	4	Out	<b>56.04</b>	+21.47	
	220	Keith KEOVAN	USA	17	Out	<b>DNF</b>		
	243	Maison RILEY	USA	18	Out	<b>DNF</b>		
	219	Zachary JENSEN	USA	22	Out	<b>DQ</b>		

Referee: Brian KRETSCHMANN (USA) / Starter: Brian MOLENDIA (USA)

Conditions	Time	Air Temperature	Humidity	Ice Temperature
Start	09:00	15,1°C	30,7%	-7,8°C

*S.H. 11/02/24  
p. 2 of 2*

# US Long Track Championships

## US Speedskating / Pettit National Ice Center

### Event Time Results

ID	Skater Name	Aff	Time
<b>500M Mens</b>			
249	STOLZ, JORDAN		34.578
250	STOPPELMOOR, ZACH		35.042
231	MCLEOD, COOPER		35.052
222	KLEBA, AUSTIN		35.162
247	SKLUTOVSKY, ALEC		35.654
214	GROB, OLIVER		36.161
215	GUZMAN BITAR, JHOAN SEBAST		36.487
252	TOBON, JONATHAN		36.897
217	HERMAN, AUGGIE		37.005
255	WEBER, MAX		37.028
221	KITCHEL, LIAM		37.132
202	CARLSON, AUSTIN		37.972
254	VERDUGO CAICEDO, ANGELO		38.095
201	BULLARD, BRIAN		38.120
229	MASTRUP, NICLAS		38.305
208	DROSSOS-THOMPSON, LEO		38.309
244	SALM, MATTHEW		38.676
205	CHAMBERLAIN, SAM		38.686
241	PROVOD, DAVID		38.814
258	WHYTE, JOSH		38.977
228	MARTIN, RILEY		39.415
246	SILK, WILLIAM		39.557
232	MEACHAM, AIDEN		39.585
257	WHEELLOCK, GEORGE		39.627
248	SONG, JEREMY		39.644
242	QUINN, ANSON		39.947
203	CARNEY, DAN		39.967
233	MECH, JERRY		40.040
235	NAGEL, EDWARD		40.048
216	HART-GORMAN, SAMUEL		40.175
225	KUROWSKI, MATTHEW		40.260

# US Long Track Championships

## US Speedskating / Pettit National Ice Center

### Event Time Results

<b>ID</b>	<b>Skater Name</b>	<b>Aff</b>	<b>Time</b>
259	SIEBERT, FINN		40.321
245	SCHLICHTING, HENRY		40.419
239	ORD, GAVIN		41.601
213	GICA, ADRIEL ELRON		41.623
223	KONDURU, ASHWIN		42.002
237	OH, JAYDEN		42.105
218	HUMPHREY, MARKEVOUS		42.107
211	EPPERSON, SEBASTIEN		42.132
206	COLLINS, KIERAN		42.264
263	YANAGIHARA, MARK		42.951
251	TERWILLIGER, JEFF		43.423
264	BOYD, TRISTAN		43.964
238	ORD, CHRIS		44.344
210	ELATTAOUI, TARIQ		44.364
224	KRIETER, JOSHUA		44.717
253	TRIMBLE, MATTHEW		44.980
256	WENDT, PEYTON		45.322
261	MCDADE, COLIN		55.961
262	LAFAYETTE, JESSE		56.041
220	KEOVAN, KEITH		DNF
226	LEE, COLIN		
219	JENSEN, ZACHARY		DNF
243	RILEY, MAISON		DNF
200	BOGEE, LANDON		
201	BOGEE, LANDON		
202	BOGEE, LANDON		
203	BOGEE, LANDON		
204	BOGEE, LANDON		
205	BOGEE, LANDON		
206	BOGEE, LANDON		
207	BOGEE, LANDON		
208	BOGEE, LANDON		
209	BOGEE, LANDON		
210	BOGEE, LANDON		
211	BOGEE, LANDON		
212	BOGEE, LANDON		
213	BOGEE, LANDON		
214	BOGEE, LANDON		
215	BOGEE, LANDON		
216	BOGEE, LANDON		
217	BOGEE, LANDON		
218	BOGEE, LANDON		
219	BOGEE, LANDON		
220	BOGEE, LANDON		
221	BOGEE, LANDON		
222	BOGEE, LANDON		
223	BOGEE, LANDON		
224	BOGEE, LANDON		
225	BOGEE, LANDON		
226	BOGEE, LANDON		
227	BOGEE, LANDON		
228	BOGEE, LANDON		
229	BOGEE, LANDON		
230	BOGEE, LANDON		
231	BOGEE, LANDON		
232	BOGEE, LANDON		
233	BOGEE, LANDON		
234	BOGEE, LANDON		
235	BOGEE, LANDON		
236	BOGEE, LANDON		
237	BOGEE, LANDON		
238	BOGEE, LANDON		
239	BOGEE, LANDON		
240	BOGEE, LANDON		
241	BOGEE, LANDON		
242	BOGEE, LANDON		
243	BOGEE, LANDON		
244	BOGEE, LANDON		
245	BOGEE, LANDON		
246	BOGEE, LANDON		
247	BOGEE, LANDON		
248	BOGEE, LANDON		
249	BOGEE, LANDON		
250	BOGEE, LANDON		
251	BOGEE, LANDON		
252	BOGEE, LANDON		
253	BOGEE, LANDON		
254	BOGEE, LANDON		
255	BOGEE, LANDON		
256	BOGEE, LANDON		
257	BOGEE, LANDON		
258	BOGEE, LANDON		
259	BOGEE, LANDON		
260	BOGEE, LANDON		
261	BOGEE, LANDON		
262	BOGEE, LANDON		
263	BOGEE, LANDON		
264	BOGEE, LANDON		
265	BOGEE, LANDON		
266	BOGEE, LANDON		
267	BOGEE, LANDON		
268	BOGEE, LANDON		
269	BOGEE, LANDON		
270	BOGEE, LANDON		
271	BOGEE, LANDON		
272	BOGEE, LANDON		
273	BOGEE, LANDON		
274	BOGEE, LANDON		
275	BOGEE, LANDON		
276	BOGEE, LANDON		
277	BOGEE, LANDON		
278	BOGEE, LANDON		
279	BOGEE, LANDON		
280	BOGEE, LANDON		
281	BOGEE, LANDON		
282	BOGEE, LANDON		
283	BOGEE, LANDON		
284	BOGEE, LANDON		
285	BOGEE, LANDON		
286	BOGEE, LANDON		
287	BOGEE, LANDON		
288	BOGEE, LANDON		
289	BOGEE, LANDON		
290	BOGEE, LANDON		
291	BOGEE, LANDON		
292	BOGEE, LANDON		
293	BOGEE, LANDON		
294	BOGEE, LANDON		
295	BOGEE, LANDON		
296	BOGEE, LANDON		
297	BOGEE, LANDON		
298	BOGEE, LANDON		
299	BOGEE, LANDON		
300	BOGEE, LANDON		



**US CHAMPIONSHIPS / AMERICAN CUP 1 /  
FALL WORLD CUP QUALIFIER**

**PETTIT NATIONAL ICE CENTER - MILWAUKEE, WI (USA)**



USSPEEDSKATING

**RESULT 1500m Women  
Saturday, 02 November 2024**

Rnk	Nr	Name	Country	Race	Lane	Time	Behind	Points
1	100	Brittany BOWE	USA	13	Out	<b>1:54.78</b>		
2	106	Kimi GOETZ	USA	12	In	<b>1:56.85</b>	+2.07	
3	129	Sofia THORUP	DEN	13	In	<b>1:56.96</b>	+2.18	
4	114	Greta MYERS	USA	14	Out	<b>1:57.63</b>	+2.85	
5	113	Mia MANGANELLO	USA	14	In	<b>1:58.19</b>	+3.41	
6	117	Anna QUINN	USA	12	Out	<b>2:08.07</b>	+13.29	
7	131	Libby WILLIAMS	USA	10	Out	<b>2:08.43</b>	+13.65	
8	123	Marley SOLDAN	USA	9	Out	<b>2:08.81</b>	+14.03	
9	122	Rebecca SIMMONS	USA	10	In	<b>2:09.13</b>	+14.35	
10	101	McKenzie BROWNE	USA	9	In	<b>2:09.47</b>	+14.69	
11	121	Ilsa SHOBE	USA	11	In	<b>2:09.70</b>	+14.92	
12	104	Melissa DAHLMANN	USA	7	Out	<b>2:10.02</b>	+15.24	
13	116	Larissa PAES	BRA	7	In	<b>2:12.06</b>	+17.28	
14	125	Elena STAVE	USA	4	Out	<b>2:13.03</b>	+18.25	
15	126	Elise STAVE	USA	6	Out	<b>2:13.52</b>	+18.74	
16	118	Nastasja RADULOVIC	USA	6	In	<b>2:14.12</b>	+19.34	
17	105	Evie FORRER	USA	5	Out	<b>2:14.77</b>	+19.99	
18	127	Ella TEEPLES	USA	8	In	<b>2:15.32</b>	+20.54	
19	102	Leah CHOI	USA	8	Out	<b>2:17.14</b>	+22.36	
20	134	Karen SIATAMA	COL	4	In	<b>2:19.37</b>	+24.59	
21	115	Aileen OH	USA	3	In	<b>2:23.91</b>	+29.13	
22	107	Audrey HAN	USA	5	In	<b>2:26.01</b>	+31.23	
23	111	Kaitlyn LEE	USA	3	Out	<b>2:28.99</b>	+34.21	
24	120	Vonna SHILL	USA	2	Out	<b>2:29.25</b>	+34.47	
25	124	Juliette SONG	USA	2	In	<b>2:31.27</b>	+36.49	
	108	Erin JACKSON	USA	1	In	<b>WDR</b>		
	132	Piper YDE	USA	11	Out	<b>WDR</b>		

Referee: David OKONIEWSKI (USA) / Starter: Rob TOBON (USA)

Conditions	Time	Air Temperature	Humidity	Ice Temperature
Start	09:00	15,1°C	30,7%	-7,8°C

11/2/2024

# US Long Track Championships

## US Speedskating / Pettit National Ice Center

### Event Time Results

ID	Skater Name	Aff	Time
<b>1500M Women</b>			
100	BOWE, BRITTANY		1:54.782
106	GOETZ, KIMI		1:56.852
129	THORUP, SOFIA		1:56.961
114	MYERS, GRETA		1:57.632
113	MANGANELLO, MIA		1:58.199
117	QUINN, ANNA		2:08.075
131	WILLIAMS, LIBBY		2:08.434
123	SOLDAN, MARLEY		2:08.810
122	SIMMONS, REBECCA		2:09.131
101	BROWNE, MCKENZIE		2:09.477
121	SHOBE, ILSA		2:09.705
104	DAHLMANN, MELISSA		2:10.029
116	PAES, LARISSA		2:12.066
125	STAVE, ELENA		2:13.034
126	STAVE, ELISE		2:13.521
118	RADULOVIC, NASTASJA		2:14.121
105	FORRER, EVIE		2:14.772
127	TEEPLES, ELLA		2:15.326
102	CHOI, LEAH		2:17.147
134	SIATAMA, KAREN		2:19.375
115	OH, AILEEN		2:23.916
107	HAN, AUDREY		2:26.016
111	LEE, KAITLYN		2:28.993
120	SHILL, VONNA		2:29.259
124	SONG, JULIETTE		2:31.276
108	JACKSON, ERIN		SCR



**US CHAMPIONSHIPS / AMERICAN CUP 1 /  
FALL WORLD CUP QUALIFIER**

**PETTIT NATIONAL ICE CENTER - MILWAUKEE, WI (USA)**



US SPEEDSKATING

**RESULT 1500m Men  
Saturday, 02 November 2024**

Rnk	Nr	Name	Country	Race	Lane	Time	Behind	Points
1	249	Jordan STOLZ	USA	24	In	1:43.43		
2	227	Emery LEHMAN	USA	24	Out	1:46.09	+2.66	
3	204	Ethan CEPURAN	USA	26	In	1:47.19	+3.76	
4	207	Casey DAWSON	USA	26	Out	1:48.56	+5.13	
5	250	Zach STOPPELMOOR	USA	25	In	1:48.65	+5.22	
6	255	Max WEBER	USA	18	In	1:49.78	+6.35	
7	217	Auggie HERMAN	USA	23	Out	1:50.06	+6.63	
8	252	Jonathan TOBON	USA	22	Out	1:50.31	+6.88	
9	230	Conor MCDERMOTT-	USA	25	Out	1:50.56	+7.13	
10	222	Austin KLEBA	USA	23	In	1:50.77	+7.34	
11	240	Carl PLATT	USA	21	In	1:50.94	+7.51	
12	221	Liam KITCHEL	USA	19	Out	1:51.22	+7.79	
13	231	Cooper MCLEOD	USA	22	In	1:51.30	+7.87	
14	246	William SILK	USA	19	In	1:53.03	+9.60	
15	244	Matthew SALM	USA	15	In	1:54.22	+10.79	
16	241	David PROVOD	USA	17	Out	1:54.88	+11.45	
17	212	Thomas FITZGERALD	USA	20	Out	1:55.25	+11.82	
18	232	Aiden MEACHAM	USA	15	Out	1:55.78	+12.35	
19	202	Austin CARLSON	USA	16	Out	1:56.24	+12.81	
20	215	Jhoan Sebastian GUZMAN	ESP	20	In	1:57.32	+13.89	
21	247	Alec SKLUTOVSKY	USA	18	Out	1:57.90(7)	+14.47	
22	208	Leo DROSSOS-THOMPSON	USA	17	In	1:57.90(9)	+14.47	
23	216	Samuel HART-GORMAN	USA	14	Out	1:58.55	+15.12	
24	245	Henry SCHLICHTING	USA	13	In	1:59.74	+16.31	
25	254	Angelo VERDUGO CAICEDO	COL	13	Out	2:00.10	+16.67	
26	205	Sam CHAMBERLAIN	USA	11	In	2:02.19	+18.76	
27	242	Anson QUINN	USA	14	In	2:02.73	+19.30	
28	257	George WHEELOCK	USA	2	Out	2:02.76	+19.33	
29	200	Landon BOGEE	USA	8	Out	2:02.92	+19.49	
30	225	Matthew KUROWSKI	USA	11	Out	2:03.06	+19.63	
31	248	Jeremy SONG	USA	12	Out	2:03.75	+20.32	
32	228	Riley MARTIN	USA	10	In	2:05.72	+22.29	
33	239	Gavin ORD	USA	10	Out	2:07.71	+24.28	
34	243	Maison RILEY	USA	12	In	2:08.16	+24.73	
35	233	Jerry MECH	USA	8	In	2:08.32	+24.89	
36	226	Colin LEE	USA	7	Out	2:09.66	+26.23	
37	223	Ashwin KONDURU	IND	3	In	2:11.36	+27.93	
38	251	Jeff TERWILLIGER	USA	7	In	2:11.93	+28.50	
39	206	Kieran COLLINS	USA	2	In	2:12.16	+28.73	

*B. To 11/02/24*



**US CHAMPIONSHIPS / AMERICAN CUP 1 /  
FALL WORLD CUP QUALIFIER**

**PETTIT NATIONAL ICE CENTER - MILWAUKEE, WI (USA)**



USSPEEDSKATING

**RESULT 1500m Men  
Saturday, 02 November 2024**

Rnk	Nr	Name	Country	Race	Lane	Time	Behind	Points
40	235	Edward NAGEL	USA	4	In	<b>2:12.96</b>	+29.53	
41	237	Jayden OH	USA	6	In	<b>2:13.99</b>	+30.56	
42	213	Adriel Elrond GICA	USA	6	Out	<b>2:14.06</b>	+30.63	
43	263	Mark YANAGIHARA	USA	9	In	<b>2:14.17</b>	+30.74	
44	256	Peyton WENDT	USA	1	In	<b>MT 2:16.03</b>	+32.60	
45	253	Matthew TRIMBLE	USA	9	Out	<b>2:16.51</b>	+33.08	
46	210	Tariq ELATTAOUI	USA	3	Out	<b>2:17.71</b>	+34.28	
47	224	Joshua KRIETER	USA	5	Out	<b>2:21.55</b>	+38.12	
48	238	Chris ORD	USA	4	Out	<b>2:26.27</b>	+42.84	
	258	Josh WHYTE	NZL	21	Out	<b>DQ</b>		
	211	Sebastien EPPERSON	USA	5	In	<b>DQ</b>		
	229	Niclas MASTRUP	DEN	16	In	<b>DQ</b>		
	219	Zachary JENSEN	USA			<b>WDR</b>		
	220	Keith KEOVAN	USA			<b>WDR</b>		

Referee: Brian KRETSCHMANN (USA) / Starter: Brian MOLEND (USA)

Conditions	Time	Air Temperature	Humidity	Ice Temperature
Start	09:00	15,1°C	30,7%	-7,8°C

*BAS 11/02/24*

# US Long Track Championships

## US Speedskating / Pettit National Ice Center

### Event Time Results

ID	Skater Name	Aff	Time
<b>1500M Mens</b>			
249	STOLZ, JORDAN		1:43.438
227	LEHMAN, EMERY		1:46.097
204	CEPURAN, ETHAN		1:47.195
207	DAWSON, CASEY		1:48.564
250	STOPPELMOOR, ZACH		1:48.652
255	WEBER, MAX		1:49.788
217	HERMAN, AUGGIE		1:50.066
252	TOBON, JONATHAN		1:50.314
230	MCDERMOTT-MOSTO, CONOR		1:50.561
222	KLEBA, AUSTIN		1:50.775
240	PLATT, CARL		1:50.940
221	KITCHEL, LIAM		1:51.225
231	MCLEOD, COOPER		1:51.301
246	SILK, WILLIAM		1:53.031
244	SALM, MATTHEW		1:54.228
241	PROVOD, DAVID		1:54.885
212	FITZGERALD, THOMAS		1:55.252
232	MEACHAM, AIDEN		1:55.781
202	CARLSON, AUSTIN		1:56.244
215	GUZMAN BITAR, JHOAN SEBAST		1:57.320
247	SKLUTOVSKY, ALEC		1:57.907
208	DROSSOS-THOMPSON, LEO		1:57.909
216	HART-GORMAN, SAMUEL		1:58.554
245	SCHLICHTING, HENRY		1:59.740
254	VERDUGO CAICEDO, ANGELO		2:00.102
205	CHAMBERLAIN, SAM		2:02.195
242	QUINN, ANSON		2:02.736
257	WHEELOCK, GEORGE		2:02.767
200	BOGEE, LANDON		2:02.922
225	KUROWSKI, MATTHEW		2:03.061
248	SONG, JEREMY		2:03.755



# US Long Track Championships

## US Speedskating / Pettit National Ice Center

### Event Time Results

ID	Skater Name	Aff	Time
228	MARTIN, RILEY		2:05.728
239	ORD, GAVIN		2:07.714
243	RILEY, MAISON		2:08.167
233	MECH, JERRY		2:08.320
226	LEE, COLIN		2:09.667
223	KONDURU, ASHWIN		2:11.360
251	TERWILLIGER, JEFF		2:11.934
206	COLLINS, KIERAN		2:12.163
235	NAGEL, EDWARD		2:12.965
237	OH, JAYDEN		2:13.992
213	GICA, ADRIEL ELRON		2:14.063
263	YANAGIHARA, MARK		2:14.177
256	WENDT, PEYTON		2:16.03
253	TRIMBLE, MATTHEW		2:16.515
210	ELATTAOUI, TARIQ		2:17.713
224	KRIETER, JOSHUA		2:21.552
238	ORD, CHRIS		2:26.273
211	EPPERSON, SEBASTIEN		DQ
258	WHYTE, JOSH		DQ
229	MASTRUP, NICLAS		DNS



**US CHAMPIONSHIPS / AMERICAN CUP 1 /  
FALL WORLD CUP QUALIFIER DAY 2**

**PETTIT NATIONAL ICE CENTER - MILWAUKEE, WI (USA)**



US SPEEDSKATING

**RESULT 5000m Women  
Saturday, 02 November 2024**

Rnk	Nr	Name	Country	Race	Lane	Time	Behind	Points
1	112	Natascha LINDENSKOV	DEN	1	In	7:34.70		
2	122	Rebecca SIMMONS	USA	1	Out	7:47.20	+12.50	

Referee: David OKONIEWSKI (USA) / Starter: Rob TOBON (USA)

Conditions	Time	Air Temperature	Humidity	Ice Temperature
Start	09:00	15,1°C	30,7%	-7,8°C

 11/2/2024

# US Long Track Championships

## US Speedskating / Pettit National Ice Center

### Event Time Results

ID	Skater Name	Aff	Time
<b>5000M Women</b>			
112	LINDENSKOV, NATASCHA		7:34.705
122	SIMMONS, REBECCA		7:47.205



**US CHAMPIONSHIPS / AMERICAN CUP 1 / FALL WORLD CUP QUALIFIER**



**PETTIT NATIONAL ICE CENTER - MILWAUKEE, WI (USA)**

USSPEEDSKATING

**RESULT 10000m Men  
Saturday, 02 November 2024**

Rnk	Nr	Name	Country	Race	Lane	Time	Behind	Points
<b>1</b>	209	Kelin DUNFEE	USA	1	In	<b>13:59.79</b>		
	207	Casey DAWSON	USA	1	Out	<b>WDR</b>		

Referee: Brian KRETSCHMANN (USA) / Starter: Brian MOLEND (USA)

*B.M.O. 11/02/24*

Conditions	Time	Air Temperature	Humidity	Ice Temperature
Start	09:00	15,1°C	30,7%	-7,8°C

# US Long Track Championships

## US Speedskating / Pettit National Ice Center

### Event Time Results

ID	Skater Name	Aff	Time
<b>10000M Mens</b>			
209	DUNFEE, KELIN		13:59.792
207	DAWSON, CASEY		SCR

# US Championships, AmCup 1

Schedule Sunday, November 3 2024

Distance	# of pairs	Mins pair	Mins	Estimated		Comments
				Start	End	
Warm-up			30	8:00	8:30	
Ice Preparation, Anthem 8:40			30	8:30	9:00	7:45-8:30 Skate Check MS
1000m #2 Women	12	2.5	30	<b>9:00</b>	9:30	full track
Timing Change			3	9:30	9:33	
1000m #2 Men	4	2.5	10	9:33	9:43	
Ice Preparation			20	9:43	10:03	race lanes - 2 machines
1000m #2 Men	20	2.5	50	10:03	10:53	
Ice Preparation			20	10:53	11:13	full track 2 machines
MS Women #1 10L (AmCup & International)	1	10	10	11:13	11:23	
Timing Break			8	11:23	11:31	
MS Women #1 16L (US Champs & WC Qualifier)	1	12	12	11:31	11:43	
Timing Break			8	11:43	11:51	
MS Men #1 10L (AmCup, International)	1	10	10	11:51	12:01	
Timing Break			8	12:01	12:09	
MS Men #1 16L (US Champs & WC Qualifier)	1	12	12	12:09	12:21	
Ice Preparation			35	12:21	12:56	full track, lunch break
MS Women #2 10L (AmCup & International)	1	10	10	12:56	13:06	
Timing Break			8	13:06	13:14	
MS Women #2 16L (US Champs & WC Qualifier)	1	12	12	13:14	13:26	
Timing Break			8	13:26	13:34	
MS Men #2 10L (AmCup, International)	1	10	10	13:34	13:44	
Timing Break			8	13:44	13:52	
MS Men #2 16L (US Champs & WC Qualifier)	1	12	12	13:52	<b>14:04</b>	
Award Ceremony MS US Champs M/W			20	14:14	14:34	

End of competition

14:34

\*times are subject to change

*Matt Korman*



**US CHAMPIONSHIPS / AMERICAN CUP 1 / FALL WORLD CUP QUALIFIER**

**PETTIT NATIONAL ICE CENTER - MILWAUKEE, WI (USA)**



USSPEEDSKATING

**RESULT 1000m Women #2  
Sunday, 03 November 2024**

Rnk	Nr	Name	Country	Race	Lane	Time	Behind	Points
1	103	Blair CRUIKSHANK	USA	12	In	<b>1:20.59</b>		
2	131	Libby WILLIAMS	USA	12	Out	<b>1:21.88</b>	+1.29	
3	117	Anna QUINN	USA	6	In	<b>1:22.21</b>	+1.62	
4	121	Ilsa SHOBE	USA	11	In	<b>1:22.72</b>	+2.13	
5	132	Piper YDE	USA	6	Out	<b>1:23.20</b>	+2.61	
6	122	Rebecca SIMMONS	USA	5	Out	<b>1:24.17</b>	+3.58	
7	123	Marley SOLDAN	USA	4	In	<b>1:24.21</b>	+3.62	
8	112	Natascha LINDENSKOV	DEN	4	Out	<b>1:24.74</b>	+4.15	
9	128	Sydney TERPENING	USA	10	Out	<b>1:25.29</b>	+4.70	
10	104	Melissa DAHLMANN	USA	11	Out	<b>1:25.40</b>	+4.81	
11	116	Larissa PAES	BRA	5	In	<b>1:25.69</b>	+5.10	
12	105	Evie FORRER	USA	9	In	<b>1:25.73</b>	+5.14	
13	134	Karen SIATAMA	COL	8	In	<b>1:26.04</b>	+5.45	
14	125	Elena STAVE	USA	7	In	<b>1:26.68</b>	+6.09	
15	110	Shruti KOTWAL	IND	9	Out	<b>1:26.97</b>	+6.38	
16	118	Nastasja RADULOVIC	USA	3	Out	<b>1:27.40</b>	+6.81	
17	109	Cynthia JENNINGS	USA	8	Out	<b>1:29.00</b>	+8.41	
18	102	Leah CHOI	USA	1	Out	<b>1:29.03</b>	+8.44	
19	111	Kaitlyn LEE	USA	2	In	<b>1:30.98</b>	+10.39	
20	115	Aileen OH	USA	2	Out	<b>1:31.18</b>	+10.59	
21	107	Audrey HAN	USA	1	In	<b>1:33.49</b>	+12.90	
22	120	Vonna SHILL	USA	7	Out	<b>1:35.91</b>	+15.32	
23	124	Juliette SONG	USA	3	In	<b>1:35.96</b>	+15.37	
	126	Elise STAVE	USA	10	In	<b>DQ</b>		

Referee: David OKONIEWSKI (USA) / Starter: Rob TOBON (USA)

Conditions	Time	Air Temperature	Humidity	Ice Temperature
Start	09:00	14,8°C	34,0%	-7,7°C

 11/3/2024

# US Long Track Championships

## US Speedskating / Pettit National Ice Center

### Event Time Results

ID	Skater Name	Aff	Time
<b>1000M Women</b>			
103	CRUIKSHANK, BLAIR		1:20.592
131	WILLIAMS, LIBBY		1:21.883
117	QUINN, ANNA		1:22.214
121	SHOBE, ILSA		1:22.724
132	YDE, PIPER		1:23.206
122	SIMMONS, REBECCA		1:24.177
123	SOLDAN, MARLEY		1:24.216
112	LINDENSKOV, NATASCHA		1:24.744
128	TERPENING, SYDNEY		1:25.292
104	DAHLMANN, MELISSA		1:25.403
116	PAES, LARISSA		1:25.695
105	FORRER, EVIE		1:25.735
134	SIATAMA, KAREN		1:26.045
126	STAVE, ELISE		1:26.414
125	STAVE, ELENA		1:26.687
110	KOTWAL, SHRUTI		1:26.973
118	RADULOVIC, NASTASJA		1:27.403
109	JENNINGS, CYNTHIA		1:29.006
102	CHOI, LEAH		1:29.037
115	OH, AILEEN		1:30.982
111	LEE, KAITLYN		1:31.186
107	HAN, AUDREY		1:33.490
120	SHILL, VONNA		1:35.913
124	SONG, JULIETTE		1:35.969





**US CHAMPIONSHIPS / AMERICAN CUP 1 / FALL WORLD CUP QUALIFIER**

**PETTIT NATIONAL ICE CENTER - MILWAUKEE, WI (USA)**



US SPEEDSKATING

**RESULT 1000m Men #2  
Sunday, 03 November 2024**

Rnk	Nr	Name	Country	Race	Lane	Time	Behind	Points
1	247	Alec SKLUTOVSKY	USA	24	In	1:10.97		
2	214	Oliver GROB	SUI	23	Out	1:11.17	+0.20	
3	252	Jonathan TOBON	USA	8	In	1:11.22	+0.25	
4	207	Casey DAWSON	USA	8	Out	1:12.30	+1.33	
5	215	Jhoan Sebastian GUZMAN	ESP	23	In	1:12.50	+1.53	
6	221	Liam KITCHEL	USA	7	In	1:12.98	+2.01	
7	258	Josh WHYTE	NZL	22	In	1:14.34	+3.37	
8	229	Niclas MASTRUP	DEN	22	Out	1:14.47	+3.50	
9	241	David PROVOD	USA	6	In	1:14.48	+3.51	
10	212	Thomas FITZGERALD	USA	10	Out	1:14.64	+3.67	
11	244	Matthew SALM	USA	21	In	1:15.06	+4.09	
12	209	Kelin DUNFEE	USA	9	In	1:15.15	+4.18	
13	246	William SILK	USA	9	Out	1:15.45	+4.48	
14	202	Austin CARLSON	USA	21	Out	1:15.58	+4.61	
15	254	Angelo VERDUGO CAICEDO	COL	20	Out	1:15.81	+4.84	
16	232	Aiden MEACHAM	USA	7	Out	1:15.94	+4.97	
17	257	George WHEELLOCK	USA	20	In	1:16.91	+5.94	
18	205	Sam CHAMBERLAIN	USA	19	In	1:17.03	+6.06	
19	219	Zachary JENSEN	USA	12	In	1:17.04	+6.07	
20	201	Brian BULLARD	USA	19	Out	1:17.09	+6.12	
21	216	Samuel HART-GORMAN	USA	5	In	1:17.61	+6.64	
22	242	Anson QUINN	USA	17	In	1:18.07	+7.10	
23	245	Henry SCHLICHTING	USA	4	In	1:18.09	+7.12	
24	228	Riley MARTIN	USA	6	Out	1:18.11	+7.14	
25	220	Keith KEOVAN	USA	17	Out	1:19.06	+8.09	
26	200	Landon BOGEE	USA	16	In	1:19.10	+8.13	
27	225	Matthew KUROWSKI	USA	3	In	1:19.33	+8.36	
28	233	Jerry MECH	USA	16	Out	1:19.53	+8.56	
29	243	Maison RILEY	USA	18	Out	1:20.12	+9.15	
30	226	Colin LEE	USA	3	Out	1:21.52	+10.55	
31	239	Gavin ORD	USA	5	Out	1:21.63	+10.66	
32	235	Edward NAGEL	USA	14	Out	1:22.01	+11.04	
33	211	Sebastien EPPERSON	USA	15	In	1:23.14	+12.17	
34	206	Kieran COLLINS	USA	10	In	1:23.48	+12.51	
35	223	Ashwin KONDURU	IND	2	Out	1:23.83	+12.86	
36	218	Markevous HUMPHREY	USA	15	Out	1:24.10	+13.13	
37	251	Jeff TERWILLIGER	USA	14	In	1:24.30	+13.33	
38	237	Jayden OH	USA	1	In	1:24.73	+13.76	
39	213	Adriel Elrond GICA	USA	2	In	1:24.83	+13.86	

*BTD 11/03/24*



**US CHAMPIONSHIPS / AMERICAN CUP 1 / FALL WORLD CUP QUALIFIER**

**PETTIT NATIONAL ICE CENTER - MILWAUKEE, WI (USA)**



U.S. SPEEDSKATING

**RESULT 1000m Men #2  
Sunday, 03 November 2024**

Rnk	Nr	Name	Country	Race	Lane	Time	Behind	Points
<b>40</b>	210	Tariq ELATTAOUI	USA	11	In	<b>1:26.07</b>	+15.10	
<b>41</b>	253	Matthew TRIMBLE	USA	13	In	<b>1:27.78</b>	+16.81	
<b>42</b>	256	Peyton WENDT	USA	12	Out	<b>1:28.96</b>	+17.99	
<b>43</b>	238	Chris ORD	USA	11	Out	<b>1:30.17</b>	+19.20	
<b>44</b>	224	Joshua KRIETER	USA	4	Out	<b>1:30.82</b>	+19.85	
	217	Auggie HERMAN	USA	24	Out	<b>DQ</b>		
	248	Jeremy SONG	USA	18	In	<b>DQ</b>		
	263	Mark YANAGIHARA	USA	13	Out	<b>DQ</b>		
	203	Dan CARNEY	USA			<b>WDR</b>		

Referee: Brian KRETSCHMANN (USA) / Starter: Brian MOLEND (USA)

*B.M.* 11/03/24

Conditions	Time	Air Temperature	Humidity	Ice Temperature
Start	09:00	14,8°C	34,0%	-7,7°C

# US Long Track Championships

## US Speedskating / Pettit National Ice Center

### Event Time Results

ID	Skater Name	Aff	Time
<b>1000M Mens</b>			
247	SKLUTOVSKY, ALEC		1:10.978
215	GROB, OLIVER		1:11.179
252	TOBON, JONATHAN		1:11.224
217	HERMAN, AUGGIE		1:11.521
207	DAWSON, CASEY		1:12.300
215	GUZMAN BITAR, JHOAN SEBAST		1:12.509
221	KITCHEL, LIAM		1:12.987
258	WHYTE, JOSH		1:14.340
229	MASTRUP, NICLAS		1:14.474
241	PROVOD, DAVID		1:14.484
212	FITZGERALD, THOMAS		1:14.644
244	SALM, MATTHEW		1:15.062
209	DUNFEE, KELIN		1:15.156
246	SIEK, WILLIAM		1:15.457
202	CARLSON, AUSTIN		1:15.580
254	VERDUGO CAICEDO, ANGELO		1:15.813
232	MEACHAM, AIDEN		1:15.949
217	WHELLOCK, GEORGE		1:16.917
205	CHAMBERLAIN, SAM		1:17.037
219	JENSEN, ZACHARY		1:17.041
201	BULLARD, BRIAN		1:17.097
216	HART-GORMAN, SAMUEL		1:17.617
242	QUINN, ANSON		1:18.077
245	SCHLICHTING, HENRY		1:18.098
228	MARTIN, RILEY		1:18.110
248	SONG, JEREMY		1:18.210
220	KEOVAN, KEITH		1:19.067
200	BOGEE, LANDON		1:19.107
225	KUROWSKI, MATTHEW		1:19.331
233	MECH, JERRY		1:19.531
243	RILEY, MAISON		1:20.128

# US Long Track Championships

## US Speedskating / Pettit National Ice Center

### Event Time Results

ID	Skater Name	Aff	Time
226	LEE, COLIN		1:21.521
239	ORD, GAVIN		1:21.639
235	NAGEL, EDWARD		1:22.012
211	EPPERSON, SEBASTIEN		1:23.142
206	COLLINS, KIERAN		1:23.483
223	KONDURU, ASHWIN		1:23.830
218	HUMPHREY, MARKEVOUS		1:24.108
251	TERWILLIGER, JEFF		1:24.303
237	OH, JAYDEN		1:24.730
213	GICA, ADRIEL ELRON		1:24.834
263	YANAGIHARA, MARK		1:25.685
210	EL ATTAQUI, TARIQ		1:26.073
253	TRIMBLE, MATTHEW		1:27.783
256	WENDT, PEYTON		1:28.966
238	ORD, CHRIS		1:30.177
224	KRIETER, JOSHUA		1:30.823

**2025 AmCup #1 Women's 10 Lap Mass Start**  
**November 3rd, 2024**

Rank:	Name:	Race #1		Race #2		Total AmCup Points
		NAT.	AmCup Points	Race Points	AmCup Points	
1	LINDENSKOV Natascha	DEN	35	60	34	120
2	RADULOVIC Nastasja	USA	15	48	26	102
3	STAVE Elise	USA	21	54	3	94
4	CHOI Leah	USA	2	38	11	86
5	STAVE Elena	USA	4	43	4	86
6	FORRER Evie	USA	2	40	1	78
7	SONG Juliette	USA		36		36
8	OH Aileen	COL		34		34
9	HAN Audrey	USA		32		32
10	LEE Kaitlyn	USA		31		31

Race #1

Race #2

Rank:	Name:	NAT.	Race Points	Rank:	Name:	NAT.	Race Points
1	LINDENSKOV Natascha	DEN	35	1	LINDENSKOV Natascha	DEN	34
2	STAVE Elise	USA	21	2	RADULOVIC Nastasja	USA	26
3	RADULOVIC Nastasja	USA	15	3	CHOI Leah	USA	11
4	STAVE Elena	USA	4	4	STAVE Elena	USA	4
5	FORRER Evie	USA	2	5	STAVE Elise	USA	3
6	CHOI Leah	USA	2	6	FORRER Evie	USA	1
7	SONG Juliette	USA					
8	OH Aileen	USA					
9	HAN Audrey	USA					
10	LEE Kaitlyn	USA					



11/3/2024



11/3/2024

US Long Track Championships - 10 Laps Women Mass Start (301-3-1)

Finish - Results

Start 11/3/2024 10:16:21.63

#1 Finish

Place	Id	Lane	First Name	Last Name	Affiliation	Time	Delta Time	Cum. Split	Last Split T	Laps	User 1	User 2
1	112	1	NATASCHA	LINDENSKOV		6:05.737	6:05.737			10		21
2	126	4	ELISE	STAVE		6:13.186	7.449			10		24
3	118	3	NASTASIA	RADULOVIC		6:13.238	0.052			10		23
4	125	7	ELENA	STAVE		6:14.274	1.036			10		27
5	105	6	EVIE	FORRER		6:25.283	11.009			10		26
6	102	5	LEAH	CHOI		6:31.928	6.645			10		25
7	124	11	JULIETTE	SONG		6:35.197	3.269	51.595	51.595	9		31
8	115	9	AILEEN	OH		6:35.619	0.422	51.432	51.432	9		29
9	107	10	AUDREY	HAN		6:41.295	5.676	1:30.184	38.902	8		30
DNF	111	12	KAITLYN	LEE						10		32
DNS	127	2	ELLA	TEEPLES						10		22
DNS	134	8	KAREN	SIATAMIA						10		28

# US Championships

## Lapchart


Mass Start (10 Laps) Women

PNIC 2 Decoder Track 0.400 km


Mass Start 10L Women 1

11/3/2024 11:13 AM

Race (11 Laps) started at 11:16:20



Competitors	Laps	0	1	2	3	4	5	6	7	8	9	10	11
Natascha LINDENSKOV (21)	1	21	21	21	26	26	23	21	21	21	21	21	21
Ella TEEPLES (22)	2	22	23	27	23	23	21	23	25	23	23	25	24
Nastasia RADULOVIC (23)	3	23	27	24	21	21	24	25	24	25	23	23	23
Aileen OH (29)	4	29	24	23	24	24	25	27	27	24	24	24	27
Karen SIATAMA (28)	5	28	26	25	25	25	27	24	23	27	27	27	26
Leah CHOI (25)	6	25	25	26	27	27	26	26	26	26	26	26	25
Elena STAVE (27)	7	27	32	32	32	32	30	30	29	29	29	29	31
Juliette SONG (31)	8	31	29	30	30	30	32	29	31	31	31	31	29
Audrey HAN (30)	9	30	31	29	29	29	29	31	30	30	30	30	30
Kathryn LEE (32)	10	32	30	31	31	31	31	32	32	32	32	32	32
Eliše STAVE (24)	11	24											
Evie FORNER (26)	12	26											



US Long Track Championships - 10 Laps Women Mass Start (701-7-1) *Final*

Finish - Results

Start: 11/3/2024 11:59:14.83

*Finish*

Place	Id	Lane	First Name	Last Name	Affiliation	Time	Delta Time	Cum. Split	Last Split T	Laps	User 1	User 2
1	112	1	NATASCHA	LINDENSKOV		6:01.438	6:01.438	6:01.855	34.677	0		21
2	118	3	NASTASJA	RADULOVIC		6:03.211	1.773	6:03.620	34.766	0		23
3	102	5	LEAH	CHOI		6:10.333	7.122	6:10.746	36.499	0		25
4	125	7	ELENA	STAVE		6:14.653	4.320	6:15.067	37.584	0		27
5	126	4	ELISE	STAVE		6:18.872	4.219	6:19.287	38.575	0		24
6	105	6	EVIE	FORRER		6:24.671	5.799	6:25.098	37.512	0		26



# US Championships

## Lapchart

Mass Start (10 Laps) Women

PNIC 2 Decoder Track 0.400 km


Mass Start 10L Women 2

11/3/2024 12:56 PM

Race (11 Laps) started at 12:59:13

### Competitors

Competitor	Laps											
	0	1	2	3	4	5	6	7	8	9	10	11
Natascha LINDENSKOV (21)	21	21	21	21	23	23	21	21	23	21	21	21
Elise STAVE (24)	24	23	23	23	21	21	23	23	21	23	23	23
Nassija RADULOVIC (23)	23	27	24	24	24	27	24	27	25	25	25	25
Leah CHOI (25)	25	24	27	27	27	24	27	24	27	27	27	27
Eide FORNER (26)	26	26	26	25	26	25	25	25	24	24	24	24
Elena STAVE (27)	27	25	25	26	25	26	26	26	26	26	26	26




Orbits

www.mylaps.com

MASS START - JUNIORS

(2018)



Women #1 10-lap

FINISH LINE LAPS TO GO passing finish line	Lap skaters	INTERMEDIATE SPRINTS			TOP 3 passing finish line		Lap No	REMARKS E.g. Remarkable situations (obstruction, pushing, pulling, falls), skaters behind group, safety, etc.	LAPPED / STOPPED AFTER PASSING FINISH LINE	Lap No.
		10	8	6	1	2				
START @1000m finish	no fast accelerations; skaters as one group						1			1
10							2			2
9							3			3
8							4			4
7	bell						5			5
6	sprint	23	23	24			6			6
5							7			7
4	bell						8			8
3	sprint	21	23	25			9			9
2							10			10
1	bell									
0	FINAL SPRINT	21	24	28	27	26	25	31	29	30

First place: 6:05.52 (no factor)

MASS START - JUNIORS

(2018)



US SPEEDSKATING

Women #2 10-10p

FINISH LINE LAPS TO GO passing finish line	Lap start	INTERMEDIATE SPRINTS			TOP 3 passing finish line			Lap No.	REMARKS Eg. Remarkable situations (obstruction, pushing, pulling, fall), skaters behind group, safety, etc.	LAPPED / STOPPED AFTER PASSING FINISH LINE	Lap No.
		10	8	6							
START @10:00m finish	0							1			1
no fast accelerations: skaters as one group								2			2
2nd	1							3			3
	2							4			4
	3							5			5
	4							6			6
	5							7			7
	6							8			8
	7							9			9
	8							10			10
	9										
	10										
FINAL SPRINT	10	80	40	20	4	2	1				
finish	10	21	23	25	27	24	26				

First place: 6:01.09 (w/o factor)

**2025 US Championships Women's 16 Lap Mass Start**  
**November 3rd, 2024**

	Rank:	Name:	NAT.	Race #1 Race Points	Race #1 AmCup Points	Race #2 Race Points	Race #2 AmCup Points	Total AmCup Points
1		MANGANELLO Mia	USA	42	54	64	60	114
2		SIMMONS Rebecca	USA	26	48	46	54	102
3		SOLDAN Marley	USA	11	43	23	48	91
4		SHOBE Ilsa	USA	6	38	14	43	81
5		DAHLMANN Melissa	USA	8	40	7	40	80
6		WILLIAMS Libby	USA	0	36		38	74
7		MYERS Greta	USA	64	60			60

				Race #1				Race #2			
Rank:	Name:	NAT.	Race Points	Rank:	Name:	NAT.	Race Points	Rank:	Name:	NAT.	Race Points
1	MYERS Greta	USA	64	1	MANGANELLO Mia	USA	64	1	MANGANELLO Mia	USA	64
2	MANGANELLO Mia	USA	42	2	SIMMONS Rebecca	USA	46	2	SIMMONS Rebecca	USA	46
3	SIMMONS Rebecca	USA	26	3	SOLDAN Marley	USA	23	3	SOLDAN Marley	USA	23
4	SOLDAN Marley	USA	11	4	SHOBE Ilsa	USA	14	4	SHOBE Ilsa	USA	14
5	DAHLMANN Melissa	USA	8	5	DAHLMANN Melissa	USA	7	5	DAHLMANN Melissa	USA	7
6	SHOBE Ilsa	USA	6	6	WILLIAMS Libby	USA	0	6	WILLIAMS Libby	USA	0
7	WILLIAMS Libby	USA	0								



11/3/2024



11/3/2024

US Long Track Championships - 16 Laps Women Mass Start (501-5-1) #1 /

Finish - Results

Start 11/3/2024 10:29:31.45

Finish

Place	ID	Lane	First Name	Last Name	Affiliation	Time	Delta Time	Cum Split	Last Split T	Laps	User 1	User 2
1	114	2	GRETA	MYERS		9:24.188	9:24.188	9:24.407	31.275	3		42
2	113	1	MIA	MANGANELLO		9:29.956	5.768	9:30.178	29.556	3		41
3	122	6	REBECCA	SIMMONS		9:31.707	1.751	9:31.922	31.171	3		46
4	123	3	MARLEY	SOLDAN		9:32.549	0.842	9:32.759	32.221	3		43
5	104	7	MELISSA	DAHLMANN		9:44.882	12.333	9:45.098	35.152	3		47
6	121	4	LISA	SHOBE		9:45.800	0.918	9:46.079	36.198	3		44
DNF	131	5	LIBBY	WILLIAMS				8:32.631	1:10.438	7		45

# US Championships

## Lapchart


Mass Start (16 Laps) Women

PNIC 2 Decoder Track 0.400 km

11/3/2024 11:31 AM

Mass Start 16L Women 1  
Race (17 Laps) started at 11:29:29

Competitors	Laps																	
	0	1	2	3	4	5	6	7	8	9	10	11	12	13	14	15	16	17
Mia MANGANELLO (41)	41	41	41	41	47	44	45	45	41	46	47	47	41	46	42	42	42	42
Libby WILLIAMS (45)	45	42	42	45	44	47	42	42	42	42	42	42	46	41	43	43	43	41
Issa SHOBE (44)	44	43	43	47	42	42	43	43	43	43	43	43	47	42	41	41	41	46
Marley SOLDAN (49)	43	44	44	44	43	46	41	46	46	41	44	44	42	43	46	46	46	43
Greer MYERS (42)	42	45	45	46	41	43	46	44	44	44	46	46	43	44	44	44	44	47
Melissa DAHLMANN (47)	47	47	47	42	45	41	44	41	47	47	41	41	44	44	47	47	47	44
Rebecca SIMMONS (46)	46	46	46	43	46	45	47	47	45	45	45	45	45	45	45	45	45	45



OTBTS

US Long Track Championships - 16 Laps Women Mass Start (801-8-1) # 2

Finish - Results

Start 11/3/2024 12:13:31.34

Finish

Place	Id	Lane	First Name	Last Name	Affiliation	Time	Delta Time	Cum Split	Last Split T	Laps	User 1	User 2
1	113	1	MIA	MANGANIELLO		10:25.230	10:25.230	10:25.548	26.755	0		41
2	122	6	REBECCA	SIMMONS		10:26.412	1.182	10:26.736	27.677	0		46
3	123	3	MARLEY	SOLDAN		10:26.509	0.097	10:26.830	27.950	0		43
4	121	4	ILSA	SHOBE		10:30.815	4.306	10:31.137	31.428	0		44
5	104	7	MELISSA	DAHLMANN		10:30.835	0.020	10:31.243	31.625	0		47
DNF	131	5	LIBBY	WILLIAMS				10:40.551	49.881	1		45

# US Championships

## Lapchart


Mass Start (16 Laps) Women

PNIC 2 Decoder Track 0.400 km

Mass Start 16L Women 2

11/3/2024 12:59 PM

Race (17 Laps) started at 13:13:29



Competitors	Laps																	
	0	1	2	3	4	5	6	7	8	9	10	11	12	13	14	15	16	17
Mia MANGANELLO (41)	41	46	46	41	44	41	47	45	41	43	46	41	46	44	47	47	41	41
Ilsa SHOBE (44)	44	44	41	46	45	46	45	47	43	46	43	44	46	41	44	43	46	
Rebecca SIMMONS (46)	46	47	43	44	47	44	46	46	45	41	41	46	47	47	43	43	46	43
Libby WILLIAMS (45)	45	43	44	43	43	45	44	43	44	44	44	44	41	41	46	46	47	44
Meisaa DAHLMANN (47)	47	45	47	47	46	43	43	44	46	47	47	47	43	43	44	41	44	47
Marley SOLDAN (43)	43	41	45	45	41	47	41	41	47	45	45	45	45	45	45	45	45	45

OTBS



MASS START-SENIORS (2018)



U.S. SPEED SKATING

Women #1 16-1up

lap scoreboard	LAPS TO GO at finishline	laps skated	INTERMEDIATE SPRINT POINTS			TOP 5 POSITIONS at finish line in lap			IN LAP NO.	REMARKS e.g. Skaters behind the pack / exceptional situations	LAPPED / STOPPED AFTER PASSING FINISH LINE	IN LAP NO.
			10	8	6	10	6	3				
START @1000m finish	16	0							1			1
	15	1							2			2
	14	2							3			3
	13	3							4			4
	12	4	44	47	42				5			5
	11	5							6			6
	10	6							7			7
	9	7							8			8
	8	8	46	42	43				9			9
	7	9							10			10
	6	10							11			11
	5	11							12			12
	4	12	46	41	42				13			13
	3	13							14			14
	2	14				42	43	41	46			15
	1	15				42	43	41	46	44	47	15
	0	16	80	40	20	10	6	3				16
FINAL SPRINT			42	41	46	43	47	44				
finish												

First place: 9:23.96

Woman #2 16-1ap



Event:

Date:

lap scoreboard	LAPS TO GO at finish line	INTERMEDIATE SPRINT POINTS			TOP 5 POSITIONS at finish line in lap	IN LAP NO.	REMARKS <small>e.g. Skaters behind the pack / exceptional situations</small>	LAPPED / STOPPED AFTER PASSING FINISH LINE	IN LAP NO.
		3	2	1					
START @ 1000m finish	0								
2nd									

LAPS TO GO at finish line	laps skated	INTERMEDIATE SPRINT POINTS			TOP 5 POSITIONS at finish line in lap	IN LAP NO.	REMARKS <small>e.g. Skaters behind the pack / exceptional situations</small>	LAPPED / STOPPED AFTER PASSING FINISH LINE	IN LAP NO.
		3	2	1					
16	0								
15	1								
14	2								
13	3								
12	4	41	46	44	45 43 47				
11	5								
10	6								
9	7								
8	8	43	41	46					
7	9								
6	10				41 3 2 2 ?				
5	11				46 47 41 4				
4	12	44	46	47	41 43 45				
3	13				47 4 3 0 1 2				
2	14								
1	15					45			
0	16	FINAL SPRINT	Finish	16					
		60	40	20	10	6	3		
		41	46	43	44	47			

First place time w/o factor - 16:24.97

source: LT Regs 2223 Final v3

**2025 AmCup #1 Men's 10 Lap Mass Start**  
**November 3rd, 2024**

Rank:	Name:	Race #1		Race #2		AmCup Point Total	
		MAT. Race Points	AmCup Points	Race Points	AmCup Points		
1	MASTRUP Niclas	DEN	30	60	33	60	120
2	PROVOD David	USA	26	54	25	54	108
3	GUZMAN BITAR Jhoan Sebastian	ESP	10	48	13	48	96
4	CHAMBERLAIN Sam	USA	4	43	1	38	81
5	QUINN Anson	USA	2	36	4	43	79
6	KONDURU Ashwin	IND	2	40		34	74
7	MARTIN Riley	USA	2	38	1	36	74
8	BOGEE Landon	USA	1	32	2	40	72
9	GICA Adriel Elrond	USA		31		31	62
10	ORD Gavin	USA		30		32	62
11	NAGEL Edward	USA		29		29	58
12	ELATTAOUI Tariq	USA		27		30	57
13	SCHLICHTING Henry	USA	2	34			34
14	COLLINS Kieran	USA		28			28
15	LEE Colin	USA		26			26
16	OH Jayden	USA		25			25

Race #1

Race #1

Rank:	Name:	MAT. Race Points
1	MASTRUP Niclas	DEN 30
2	PROVOD David	USA 26
3	GUZMAN BITAR Jhoan Sebastian	ESP 10
4	CHAMBERLAIN Sam	USA 4
5	KONDURU Ashwin	IND 2
6	MARTIN Riley	USA 2
7	QUINN Anson	USA 2
8	SCHLICHTING Henry	USA 2
9	BOGEE Landon	USA 1
10	GICA Adriel Elrond	USA
11	ORD Gavin	USA
12	NAGEL Edward	USA
13	COLLINS Kieran	USA
14	ELATTAOUI Tariq	USA
15	LEE Colin	USA
16	OH Jayden	USA

Rank:

Name:

MAT. Race Points

Rank:	Name:	MAT. Race Points
1	MASTRUP Niclas	DEN 33
2	PROVOD David	USA 25
3	GUZMAN BITAR Jhoan Sebastian	ESP 13
4	QUINN Anson	USA 4
5	BOGEE Landon	USA 2
6	CHAMBERLAIN Sam	USA 1
7	MARTIN Riley	USA 1
8	KONDURU Ashwin	IND
9	ORD Gavin	USA
10	GICA Adriel Elrond	USA
11	ELATTAOUI Tariq	USA
12	NAGEL Edward	USA

*B.H. 11/03/24*

*B.H. 11/03/24*

# US Long Track Championships - 10 Laps Mens Mass Start (401-4-1) #1

## Finish - Results

Start 11/3/2024 10:47:34.50

*Finish*

Place	Id	Lane	First Name	Last Name	Affiliation	Time	Delta Time	Cum. Split	Last Split T	Laps	User 1	User 2
1	229	2	NICLAS	MASTRUP		5:38.201	5:38.201	5:38.566	28.443	0		52
2	241	3	DAVID	PROVOD		5:44.752	6.551	5:45.121	30.259	0		53
3	215	1	JHOAN SEBAST	GUZMAN BITAR		5:46.872	2.120	5:47.245	31.759	0		51
4	205	6	SAM	CHAMBERLAIN		5:50.199	3.327	5:50.570	31.009	0		57
5	223	14	ASHWIN	KONDURU		5:50.211	0.012	5:50.610	30.674	0		66
6	200	10	LANDON	BOGEE		5:50.253	0.042	5:50.629	30.886	0		61
7	213	13	ADRIEL ELRON	GICA		5:50.341	0.088	5:50.705	31.819	0		65
8	239	7	GAVIN	ORD		5:50.360	0.019	5:50.729	30.185	0		58
9	235	12	EDWARD	NAGEL		5:50.549	0.189	5:50.917	31.245	0		64
10	206	16	KIERAN	COLLINS		5:50.726	0.177	5:51.099	31.160	0		68
11	210	15	TARIQ	ELATTAOUI		5:50.862	0.136	5:51.231	31.137	0		67
12	228	8	RILEY	MARTIN		5:50.879	0.017	5:51.269	31.886	0		59
13	242	5	ANSON	QUINN		5:50.918	0.039	5:51.290	30.474	0		56
14	245	4	HENRY	SCHLICHTING		5:51.653	0.735	5:52.033	31.325	0		55
15	226	9	COLIN	LEE		5:55.467	3.814	5:55.872	34.168	0		60
16	237	11	JAYDEN	OH		6:05.531	10.064	6:05.899	36.569	0		62

# US Long Track Championships

## Lapchart

4 - 10 Laps Mens Mass Start

Pettit Long Track 0.400 km

001


11/3/2024 08:55 AM

Race (10 Laps)

### Competitors

- JHOAN SEBAST GUZMAN BITAR (61)
- SAM CHAMBERLAIN (57)
- ANSON QUINN (56)
- GAVIN ORD (58)
- HENRY SCHLICHTING (55)
- ASHWIN KONDURU (66)
- RILEY MARTIN (59)
- DAVID PROVOD (53)
- TARIQ ELATTAOUI (67)
- KIERAN COLLINS (68)
- COLIN LEE (60)
- NICLAS MASTRUP (52)
- LANDON BOGEE (61)
- JAYDEN OH (62)
- EDWARD NAGEL (64)
- ADRIEL ELRON GICA (65)

	Laps										
	0	1	2	3	4	5	6	7	8	9	10
1	51	51	51	53	59	53	53	53	53	52	52
2	57	52	52	59	53	59	51	51	55	53	53
3	56	58	58	51	51	56	52	52	56	51	51
4	58	59	59	58	58	58	58	56	52	55	65
5	55	56	56	56	56	57	68	68	51	57	59
6	66	57	57	57	51	57	57	68	64	57	
7	59	55	55	55	55	55	64	55	57	56	64
8	53	53	65	52	52	52	61	64	64	61	61
9	67	65	53	68	68	68	69	58	58	65	68
10	68	64	61	85	61	61	56	61	61	66	66
11	60	61	64	61	64	64	55	59	59	59	67
12	52	68	68	67	66	65	66	66	66	58	58
13	61	60	60	64	65	66	67	67	67	68	55
14	62	62	66	60	67	67	65	65	65	67	56
15	64	66	67	66	60	60	60	60	60	60	60
16	65	67	62	62	62	62	62	62	62	62	62



Finish - Results

US Long Track Championships - 10 Laps Mens Mass Start (901-9-1)

#2

Start 11/3/2024 12:34:13.45

Finish

Place	Id	Lane	First Name	Last Name	Affiliation	Time	Delta Time	Cum. Split	Last Split T	Laps	User 1	User 2
1	229	2	NICLAS	MASTRUP		5:25.890	5:25.890	5:26.164	31.845	0		52
2	241	3	DAVID	PROVOD		5:32.332	6.442	5:32.609	29.531	0		53
3	215	1	JHOAN SEBAST	GUZMAN BITAR		5:32.458	0.126	5:32.736	29.564	0		51
4	242	5	ANSON	QUINN		5:34.599	2.141	5:34.876	30.190	0		56
5	200	10	LONDON	BOGEE		5:36.504	1.905	5:36.848	31.840	0		61
6	205	6	SAM	CHAMBERLAIN		5:36.584	0.080	5:36.858	32.046	0		57
7	228	8	RILEY	MARTIN		5:41.488	4.904	5:41.851	34.250	0		59
8	223	14	ASHWIN	KONDURU		5:41.870	0.382	5:42.151	32.721	0		66
9	239	7	GAVIN	ORD		5:46.588	4.718	5:46.922	32.988	0		58
10	213	13	ADRIEL ELRON	GICA		5:47.944	1.356	5:48.218	31.486	0		65
11	210	15	TARIQ	ELATTAOUI		5:48.246	0.302	5:48.533	31.408	0		67
12	235	12	EDWARD	NAGEL		5:48.460	0.214	5:48.737	31.818	0		64
DNS	245	4	HENRY	SCHLICHTING						10		55
DNS	206	16	KIERAN	COLLINS						10		68

# US Long Track Championships

*Final*

## Lapchart

9-10 laps Mens/Mass Start *52* Petit Long Track 0-400m  
 00  
 Race Starters (11 laps) started at 12:34:11  
 11/3/2024 10:44 AM



### Competitors

- JHOAN SEBAST GUZMAN BITAR (51)
- RILEY MARTIN (59)
- ANSON QUINN (56)
- EDWARD NAGEL (64)
- ADRIEL ELRON GICA (65)
- HENRY SCHLICHTING (55)
- SAM CHAMBERLAIN (57)
- ASHWIN KONDURU (66)
- TARIQ ELATTAOUI (67)
- KIERAN COLLINS (68)
- GAVIN ORD (58)
- DAVID PROVOD (53)
- NICLAS MASTRUP (62)
- LONDON BOGEE (61)

	Laps											
	0	1	2	3	4	5	6	7	8	9	10	11
1	51	52	52	53	53	53	52	52	52	52	52	52
2	59	53	53	51	51	51	53	53	53	53	53	53
3	56	51	51	59	59	59	51	51	51	51	51	51
4	64	59	59	57	57	57	57	57	57	57	56	56
5	65	57	57	61	61	61	61	61	59	61	57	61
6	55	61	61	56	56	56	56	56	61	56	61	57
7	57	56	56	52	52	52	59	59	56	59	59	59
8	66	66	66	58	58	66	66	66	66	66	66	66
9	67	68	67	66	64	68	58	58	58	58	58	58
10	68	67	65	67	66	64	64	64	64	65	65	65
11	58	64	58	64	67	67	67	67	67	64	67	67
12	53	65	64	65	65	65	65	65	65	64	67	64
13	52											
14	61											

Men #1 10-10p

MASS START - JUNIORS (2018) U.S. SPEED SKATING

FINISH LINE LAPS TO GO passing finish line	LAP #	INTERMEDIATE SPRINTS			TOP 3 passing finish line			LAP #	REMARKS E.g. Removable situations (obstruction, pushing, pulling, fall), skaters behind group, safety, etc.	LAPPED / STOPPED AFTER PASSING FINISH LINE	LAP #
		10	8	6	4	2	1				
START @junior finish	10							1			1
2nd	9							2			2
	8							3			3
	7	bell						4			4
	6	sprint	53	59	56			5			5
	5							6			6
	4	bell						7			7
	3	sprint	53	55	56			8			8
	2							9			9
	1	bell				52	58	65	59		10
0	FINAL SPRINT	finish	52	53	51	57	66	61			10

First place: 5:37.92

everyone else in 55:60:62



# MASS START - JUNIORS

(2018)



US SPEED SKATING

FINISH LINE LAPS TO GO passing finish line	Lap skater	INTERMEDIATE SPRINTS			TOP 3 passing finish line			Lap No. E.g. Remarkable situations (obstruction, pushing, pulling, fall), skaters behind group, safety, etc.	LAPPED / STOPPED AFTER PASSING FINISH LINE	Lap No.
		10	8	6	4	2	1			
START @1000m finish	no fast accelerations; skaters as one group	0						1		1
2nd		1						2		2
		2						3		3
		3						4		4
7 bell		4	53	51	59			5		5
6 sprint		5						6		6
5		6						7		7
4 bell		7						8		8
3 sprint		8	52	53	51	57	59	9		9
2		9						10		10
1 bell		10								
0 FINAL SPRINT finish			80	40	20	4	2	1		
			52	53	51	6	61	57	59	66
									58	65
									67	64

First place: 5:25.78

**2025 US Championships Men's 16 Lap Mass Start**  
**November 3rd, 2024**

Rank:	Name:	Race #1		Race #2		AmCup Point Total
		NAT. Race Points	AmCup Points	Race Points	AmCup Points	
1	STOLZ Jordan	USA	10	43	61	103
2	DUNFEE Kelin	USA	69	60	2	94
3	CEPURAN Ethan	USA	3	38	40	92
4	TOBON Jonathan	USA	42	54	6	90
5	PLATT Carl	USA	6	40	11	83
6	LEHMAN Emery	USA	34	34	20	82
7	SILK William	USA	23	48	32	80
8	KITCHEL Liam	USA	1	36	7	74
9	MEACHAM Aiden	USA	31	31	30	61
10	DROSSOS-THOMPSON Leo	USA	30	30	31	61
11	HART-GORMAN Samuel	USA	29	29	29	58
12	WEBER Max	USA	28	28	28	56
13	MCDERMOTT-MOSTOWY Conor	USA	32			32

Race #1

Race #2

Rank:	Name:	Race #1		Race #2		AmCup Point Total
		NAT. Race Points	AmCup Points	Race Points	AmCup Points	
1	DUNFEE Kelin	USA	69	1	13	61
2	TOBON Jonathan	USA	42	2	12	40
3	SILK William	USA	23	3	11	20
4	STOLZ Jordan	USA	10	4	10	11
5	PLATT Carl	USA	6	5	9	9
6	CEPURAN Ethan	USA	3	6	8	7
7	KITCHEL Liam	USA	1	7	7	6
8	LEHMAN Emery	USA		8	6	2
9	MCDERMOTT-MOSTOWY Conor	USA		9	5	
10	MEACHAM Aiden	USA		10	4	
11	DROSSOS-THOMPSON Leo	USA		11	3	
12	HART-GORMAN Samuel	USA		12	2	
13	WEBER Max	USA		13	1	

*B.H.S.* 11/03/24

*B.H.S.* 11/03/24

Finish - Results

US Long Track Championships - 16 Laps Mens Mass Start (601-6-1) #1

Start 11/3/2024 11:08:37.44


Camera SN: 70589

Place	Id	Lane	First Name	Last Name	Affiliation	Time	Delta Time	Cum Split	Last Split T	Laps	User 1	User 2
1	209	10	KELIN	DUNFEE		8:42.920	8:42.920	8:43.039	30.256	0		80
2	252	6	JONATHAN	TOBON		8:43.375	2.455	8:45.504	29.445	0		76
3	246	8	WILLIAM	SILK		8:54.355	8.980	8:54.461	29.596	0		78
4	249	1	JORDAN	STOLZ		9:05.281	10.926	9:05.396	23.867	0		71
5	240	7	CARL	PLATT		9:05.308	0.027	9:05.422	23.808	0		77
6	204	5	ETHAN	CEPURAN		9:05.695	0.387	9:05.807	24.205	0		75
7	227	2	EMERY	LEHMAN		9:05.703	0.008	9:05.808	24.085	0		72
8	230	3	CONOR	MCDERMOTT-M		9:07.497	1.794	9:07.608	25.934	0		73
9	221	11	LIAM	KITCHEL		9:08.612	1.115	9:08.752	26.726	0		81
10	232	13	AIDEN	MEACHAM		9:12.602	3.990	9:12.745	30.153	0		83
DNF	255	9	MAX	WEBER				7:56.490	46.946	3		79
DNF	208	12	LEO	DROSSOS-THO				8:46.232	1:03.390	2		82
DNF	216	14	SAMUEL	HART-GORMAN				8:42.838	30.099	1		84
DNS	207	4	CASEY	DAWSON						16		74

# US Long Track Championships

## Lapchart

6:00 PM  
 001  
 Race (17 Laps)  
 Petit Long Track 0.900 mi  
 11/3/2024 03:24 AM



Competitors	Laps																	
	0	1	2	3	4	5	6	7	8	9	10	11	12	13	14	15	16	17
JORDAN STOLZ (71)	71	71	71	71	71	80	78	81	80	80	80	80	80	80	80	80	80	80
WILLIAM SILK (78)	78	77	77	77	77	78	81	80	78	79	76	76	76	76	76	76	76	76
MAX WEBER (79)	79	75	79	79	79	81	80	78	81	83	78	78	78	78	78	78	78	78
ETHAN CEPURAN (75)	75	79	75	75	80	82	82	79	79	72	79	79	79	79	71	71	71	71
CASEY DAWSON (74)	74	76	72	72	75	71	79	71	83	73	71	71	83	71	77	72	75	77
LEO DROSSOS-THOMPSON (82)	82	72	73	73	73	72	77	71	77	71	82	77	77	71	77	72	75	77
KELIN DUNFEE (80)	80	73	76	83	78	79	77	75	77	76	72	72	77	72	75	73	73	72
SAMUEL HART-GORMAN (84)	84	81	78	76	73	75	75	72	75	71	82	75	72	73	73	77	72	73
JONATHAN TOBON (76)	76	78	81	78	83	72	72	73	72	84	75	73	82	81	81	81	81	81
LIAM KITCHEL (81)	81	82	83	81	81	73	73	76	73	77	73	81	75	75	83	83	83	83
CARL PLATT (77)	77	83	82	82	76	83	83	83	76	78	81	82	82	81	82	84	84	84
CONOR MCDERMOTT-MOSTO (73)	73	80	84	84	84	82	76	76	82	82	81	84	83	81	84	84	84	82
AIDEN MEAGHAM (83)	83	84	80	80	84	84	84	84	84	84	75	83	84	84	83	83	79	
EMERY LEHMAN (72)	72																	

US Long Track Championships - 16 Laps Mens Mass Start (1001-10-1) #2

Finish - Results

Start: 11/3/2024 12:51:26.59

Final

Place	Id	Lane	First Name	Last Name	Affiliation	Time	Delta Time	Cum. Split	Last Split T	Laps	User 1	User 2
1	249	1	JORDAN	STOLZ		7:48.166	7:48.166	7:48.522	24.262	0		71
2	204	5	ETHAN	CEPURAN		7:48.512	0.346	7:48.872	24.918	0		75
3	227	2	EMERY	LEHMAN		7:49.472	0.960	7:49.829	25.673	0		72
4	240	7	CARL	PLATT		7:50.327	0.855	7:50.681	26.328	0		77
5	207	4	CASEY	DAWSON		8:04.350	14.023	8:04.713	35.731	0		74
6	221	11	LIAM	KITCHEL		8:09.416	5.066	8:09.783	29.207	0		81
7	252	6	JONATHAN	TOBON		8:09.861	0.445	8:10.220	29.777	0		76
8	209	10	KELIN	DUNFEE		8:13.093	3.232	8:13.443	30.408	0		80
9	246	8	WILLIAM	SILK		8:13.495	0.402	8:13.847	30.712	0		78
DNF	255	9	MAX	WEBER				5:48.902	34.199	5		79
DNF	208	12	LEO	DROSSOS-THO				7:54.793	38.111	1		82
DNF	232	13	AIDEN	MEACHAM				6:57.244	34.025	3		83
DNF	216	14	SAMUEL	HART-GORMAN				6:01.890	35.299	5		84
DNS	230	3	CONOR	MCDERMOTT-M						16		73

# US Championships

## Lapchart


PNIC 2 Decoder Track 0.400 km

11/3/2024 01:18 PM

Mass Start (16 Laps) Men

Mass Start 16L Men 2

Race (17 Laps) started at 13:51:25




### Competitors

Competitor	Laps	1	2	3	4	5	6	7	8	9	10	11	12	13	14	15	16	17
Jordan STOLZ (71)	71	80	80	80	76	76	81	81	80	76	81	80	76	78	74	74	74	74
Jonathan TOBON (76)	76	76	76	76	76	81	81	81	80	76	81	79	79	71	71	71	71	72
Ethan CEPURAN (75)	75	78	78	81	81	80	80	76	81	80	71	71	77	77	77	77	71	72
Samuel HART-GORMAN (84)	84	81	81	71	79	79	79	79	78	78	77	77	72	72	72	72	77	77
Carl PLATT (77)	77	71	72	72	71	71	71	71	71	71	71	79	74	72	75	75	74	74
William SILK (78)	78	72	71	77	77	77	77	77	77	77	71	72	75	82	81	76	76	81
Kein DUNFEE (80)	80	77	77	79	74	74	74	74	74	74	77	75	82	76	76	81	81	76
Aden MEACHAM (83)	83	79	79	74	72	72	72	72	72	74	82	76	81	82	82	80	80	80
Leo DROSSOS-THOMPSON (82)	82	75	74	75	75	75	75	75	75	72	76	81	80	78	80	78	78	78
Max WEBER (79)	79	74	75	78	78	78	78	78	78	78	81	80	78	80	78	82	82	82
Emery LEHMAN (72)	72	83	83	83	83	83	83	83	83	83	83	80	78	79	83	83	83	83
Liam KITCHEL (81)	81	82	82	82	82	82	82	82	82	82	82	83	83	83	83	83	83	83
Casey DAWSON (74)	74	84	84	84	84	84	84	84	84	84	84	84	84	84	84	84	84	84



Men # 1 16-1 ap

MASS START-SENIORS (2018)



Laps to GO at finishline	lap scoreboard	has skated	INTERMEDIATE SPRINT POINTS			TOP 5 POSITIONS at finish line in lap			IN LAP NO.	REMARKS e.g. Skaters behind the pack / exceptional situations	LAPPED / STOPPED AFTER PASSING FINISH LINE	IN LAP NO.
			10	8	6							
START @1000m finish		0										
no fast accelerations; skaters as one group		1										
2nd		2										
16		3										
15		4										
14		5										
13	bell	6										
12	sprint	7										
11		8										
10		9										
9	bell	10										
8	sprint	11										
7		12										
6		13										
5	bell	14										
4	sprint	15										
3		16										
2												
1	bell											
0	FINAL SPRINT											
	finish											
		80	40	20	10	6	3					
		80	76	78	71	77	72					

First place : 8:42.69

