



**2024 US Long Track Championships,  
American Cup 1,  
Youth Olympic Games Qualifier, &  
Colombian National Championships  
Official Protocol**



**October 27 - 29, 2023  
Milwaukee, WI**



**Pettit National Ice Center**



**US Speedskating**

**Officials and Volunteers**

Chief Referee - Women	Brian Kretschmann
Assistant Referees - Women	Susan Sandvig-Shobe
	Mary Schultek
Chief Referee - Men	Amy Sannes
Assistant Referees - Men	David Okoniewski
	Eric Ducker
	Dan Immerfall
Chief Starter - Women	Matt Vraa
Assistant Starter - Women	Rob Tobon
Chief Starter - Men	Myron Yench
Assistant Starters	Kim Gebauer
	Andrew Arena
Assistant Referees & Track Judges	Yasuko Kudo
	Greg Boenning
	Mark Nolan
	Jim White
	Jerry Steele
	Ernest Kretschmann
Photo Finish Operators	Steve Fisher
	Melissa Koenig
	Laura Henderson
	Bob Neville
	Tatyana Radulovic
Electronic Timing System Operators	Carolyn Spiewak
	Olu Sijuwade
	Nathan Miller
Chief Lap Counter	Al Hutzell
Assistant Lap Counters	Randy Sears
	Dan Quinn
Chief Manual Timer	Craig Gebauer
Manual Timers	Althea Pearson
	Butch Pearson

	Moshe Laiser
	Greg Rajala
	Elsie Crawford
	Pam Dowling
	Mauri Miller
	Jenny Snyder
	Jay Snyder
	Peter Zylstra
	Jasmine Zhao
<b>Announcers</b>	Jeff Brand
	Gordon Cepuran
<b>Armband Distributors</b>	Deb Kohlmann
	Alivia Broughton
	Kevin Packman
<b>Hospitality Coordinator</b>	Susan Miller
<b>Doping Control Chaperones</b>	Andy Ognenoff
	Bob Dvorak
	Dejan Gakovic
	Jane Stolz
	Jay Yde
	Joe Kudlata
	Kara Witty
	Lee Ann Williams
	Karen Wendt
	Isabella Main
<b>Block Setters and Chasers</b>	Chris Sobczak
	Luyang Gao
	James Ribecky
	Josh Schwartz
	Aaron Lenz
	Max Laiser
<b>Runner / Merchandise Sales</b>	Quentin Forrer
	Eric Ribecky

National Anthem Performers	Olu Sijuwade
	Carmel Willett
Competition Organizers	Nathan Miller
	Carolyn Spiewak
Pettit National Ice Center General Manager	Paul Golomski
Ice Makers	Josh Schneider
	Tyler Cain
	Patrick Rackowski
USS Technical Representatives	Marion Wohlrab
	Matt Kooreman
Livestream Corrdinator	Sam Snyder

# US Championships, AmCup 1 & YOG Qualifier

Schedule Friday, October 27 2023

Distance	# of pairs	Mins pair	Mins	Estimated		Comments
				Start	End	
Warm-up			35	7:50	8:25	8:05-8:35am MS Blade Check full track
Ice Preparation, National Anthem 8:40			35	8:25	9:00	
500m Women #1	22	2	44	<b>9:00</b>	9:44	<b>ONLY hard start time</b>
Ice Preparation			20	9:44	10:04	race lanes
500m Men #1	27	2	54	10:04	10:58	
Ice Preparation			28	10:58	11:26	full track, lunch break
1500 Women	18	3	54	11:26	12:20	
Ice Preparation			20	12:20	12:40	race lanes
1500m Men	13	3	39	12:40	13:19	
Ice Preparation			20	13:19	13:39	race lanes
1500m Men	12	3	36	13:39	14:15	
Award Ceremony 1500m	2	4	8	14:25	14:33	Running Track
End of Competition				14:33		

\*times are subject to change

# USA Championships / AmCup #1 / COL Championships

## Pettit National Ice Center - Milwaukee (USA)

27 - 29 October 2023

### 500m Women #1

27 October 2023

Pair	Lane	#	Name	Nation	Age
1	I	130	VARGAS Valentina	COL	LA1
	O				
2	I	136	RODRIGUE-HASSELBACK Nathalie	USA	L50
	O	113	SHILL Vonna	USA	LC1
3	I	132	SONG Juliette	USA	LYA
	O	111	STAVE Elena	USA	LC1
4	I	123	JOHNSON Barb	USA	L70
	O	112	D'CARD Finnley	USA	LC2
5	I	110	STAVE Elise	USA	LB1
	O	104	WHITCOMB Keeley	USA	LB1
6	I	101	HAN Audrey	USA	LB1
	O	115	FORRER Evie	USA	LC2
7	I	116	LEE Kaitlyn	USA	LC2
	O	102	HAYES Avery	USA	LC2
8	I	125	WILKINS Cherise	USA	L35
	O	122	CHOI Leah	USA	LB1
9	I	127	SIATAMA Karen	COL	LA1
	O	138	DAHLMANN Melissa	USA	L40
10	I	137	RADULOVIC Nastasja	USA	LA1
	O	117	LINDENSKOV Natascha	DEN	LA2
11	I	121	SIMMONS Rebecca	USA	L35
	O	119	MERCS Abigél	HUN	LN2
12	I	135	PAES Larissa	BRA	LSA
	O	109	TEEPLES Ella	USA	LC2
13	I	118	TERPENING Sydney	USA	LN4
	O	120	SHOBE Ilsa	USA	LSA

B. H. 10/26/2023 p. 1 of 2  
continued

## 500m Women #1

Pair	Lane	#	Name	Nation	Age
14	I	106	WILLIAMS Libby	USA	LA2
	O	139	BIRKELAND Giorgia	USA	LN3
15	I	143	GAKOVIC Natasa	USA	LA2
	O	133	BROPHY MAGNUS Mary	USA	L50
16	I	107	SOLDAN Marley	USA	LB2
	O	128	VARGAS RODRIGUEZ Isabella	COL	LB2
17	I	124	CRUIKSHANK Blair	USA	LN4
	O	126	QUINN Anna	USA	LSA
18	I	108	PROSVIRNOVA Sofia	DEN	LSA
	O	100	KILBURG Mia	USA	L30
19	I	129	RODRIGUEZ Laura Michelle	COL	LA1
	O	114	YDE Piper	USA	LA2
20	I	140	BROWNE McKenzie	USA	LSA
	O	103	GOETZ Kimi	USA	LSA
21	I	141	JACKSON Erin	USA	L30
	O	142	BOWE Brittany	USA	L35
22	I	134	WARREN Sarah	USA	LSA
	O	131	MYERS Greta	USA	LN1

B.H. 10/26/2023 p. 1 of 2



## 2024 US CHAMPIONSHIPS, AMERICAN CUP 1, YOUTH OLYMPIC GAMES QUALIFIER

PETTIT NATIONAL ICE CENTER - MILWAUKEE (USA)



USSPEEDSKATING

### RESULT 500m Women #1 Friday, 27 October 2023

Rnk	Nr	Name	Country	Race	Lane	Time	Behind	Points
1	141	Erin JACKSON	USA	21	In	<b>38.00</b>		
2	103	Kimi GOETZ	USA	20	Out	<b>38.01</b>	+0.01	
3	142	Brittany BOWE	USA	21	Out	<b>38.31</b>	+0.31	
4	134	Sarah WARREN	USA	22	In	<b>38.61</b>	+0.61	
5	140	McKenzie BROWNE	USA	20	In	<b>39.49(4)</b>	+1.49	
6	131	Greta MYERS	USA	22	Out	<b>39.49(6)</b>	+1.49	
7	108	Sofia PROSVIRNOVA	DEN	18	In	<b>39.98</b>	+1.98	
8	100	Mia KILBURG	USA	18	Out	<b>40.53</b>	+2.53	
9	126	Anna QUINN	USA	17	Out	<b>40.55</b>	+2.55	
10	124	Blair CRUIKSHANK	USA	17	In	<b>40.64</b>	+2.64	
11	114	Piper YDE	USA	19	Out	<b>41.01</b>	+3.01	
12	106	Libby WILLIAMS	USA	14	In	<b>41.72</b>	+3.72	
13	139	Giorgia BIRKELAND	USA	14	Out	<b>42.00</b>	+4.00	
14	129	Laura Michelle RODRIGUEZ	COL	19	In	<b>42.27</b>	+4.27	
15	120	Ilsa SHOBE	USA	13	Out	<b>42.57</b>	+4.57	
16	107	Marley SOLDAN	USA	16	In	<b>42.73</b>	+4.73	
17	133	Mary BROPHY MAGNUS	USA	15	Out	<b>42.89</b>	+4.89	
18	119	Abigél MERCS	HUN	11	Out	<b>43.19</b>	+5.19	
19	135	Larissa PAES	BRA	12	In	<b>43.39</b>	+5.39	
20	128	Isabella VARGAS	COL	16	Out	<b>43.52</b>	+5.52	
21	143	Natasa GAKOVIC	USA	15	In	<b>43.56</b>	+5.56	
22	118	Sydney TERPENING	USA	13	In	<b>43.87</b>	+5.87	
23	138	Melissa DAHLMANN	USA	9	Out	<b>44.15</b>	+6.15	
24	109	Ella TEEPLES	USA	12	Out	<b>44.21</b>	+6.21	
25	127	Karen SIATAMA	COL	9	In	<b>44.54</b>	+6.54	
26	125	Cherise WILKINS	USA	8	In	<b>44.55</b>	+6.55	
27	121	Rebecca SIMMONS	USA	11	In	<b>44.64</b>	+6.64	
28	137	Nastasja RADULOVIC	USA	10	In	<b>44.73</b>	+6.73	
29	117	Natascha LINDENSKOV	DEN	10	Out	<b>44.91</b>	+6.91	
30	122	Leah CHOI	USA	8	Out	<b>45.04</b>	+7.04	
31	110	Elise STAVE	USA	5	In	<b>45.83</b>	+7.83	
32	116	Kaitlyn LEE	USA	7	In	<b>45.98</b>	+7.98	
33	115	Evie FORRER	USA	6	Out	<b>46.18</b>	+8.18	
34	111	Elena STAVE	USA	3	Out	<b>46.23</b>	+8.23	
35	101	Audrey HAN	USA	6	In	<b>46.68</b>	+8.68	
36	104	Keeley WHITCOMB	USA	5	Out	<b>47.07</b>	+9.07	
37	113	Vonna SHILL	USA	2	Out	<b>47.58</b>	+9.58	
38	136	Nathalie RODRIGUE-HASSELBACK	USA	2	In	<b>48.31</b>	+10.31	
39	112	Finnley D'CARD	USA	4	Out	<b>48.75</b>	+10.75	





**2024 US CHAMPIONSHIPS, AMERICAN CUP 1,  
YOUTH OLYMPIC GAMES QUALIFIER**

**PETTIT NATIONAL ICE CENTER - MILWAUKEE (USA)**



USSPEEDSKATING

**RESULT 500m Women #1  
Friday, 27 October 2023**

Rnk	Nr	Name	Country	Race	Lane	Time	Behind	Points
<b>40</b>	102	Avery HAYES	USA	7	Out	<b>48.86</b>	+10.86	
<b>41</b>	123	Barb JOHNSON	USA	4	In	<b>50.80</b>	+12.80	
<b>42</b>	132	Juliette SONG	USA	3	In	<b>51.41</b>	+13.41	
<b>43</b>	130	Valentina VARGAS	COL	1	In	<b>1:13.79</b>	+35.79	

Referee: Brian KRETSCHMANN (USA) / Starter: Matt VRAA (USA)

Conditions	Time	Air Temperature	Humidity	Ice Temperature
Start	09:00	15,8°C	46,0%	-8,2°C

*B. M. 10/27/2023 p. 2 of 2*



**2024 US CHAMPIONSHIPS, AMERICAN CUP 1,  
YOUTH OLYMPIC GAMES QUALIFIER**

**PETTIT NATIONAL ICE CENTER - MILWAUKEE (USA)**



USSPEEDSKATING

**LAP TIMES 500m Women #1  
Friday, 27 October 2023**

Race	Inner Lane	Outer Lane
<b>1</b>	130. Valentina VARGAS - COL 100m <b>17.85</b> (17.8) 43 FINISH <b>1:13.79</b> (55.9) 42	
<b>2</b>	136. Nathalie RODRIGUE-HASSELBACK - USA 100m <b>13.07</b> (13.0) 39 FINISH <b>48.31</b> (35.2) 38	113. Vonna SHILL - USA 100m <b>12.41</b> (12.4) 25 FINISH <b>47.58</b> (35.1) 37
<b>3</b>	132. Juliette SONG - USA 100m <b>13.94</b> (13.9) 42 FINISH <b>51.41</b> (37.4) 41	111. Elena STAVE - USA 100m <b>12.94</b> (12.9) 38 FINISH <b>46.23</b> (33.3) 34
<b>4</b>	123. Barb JOHNSON - USA 100m <b>13.78</b> (13.7) 41 FINISH <b>50.80</b> (25.0) 5	112. Finnley D'CARD - USA 100m <b>12.92</b> (12.9) 37 FINISH <b>48.75</b> (35.8) 39
<b>5</b>	110. Elise STAVE - USA 100m <b>12.82</b> (12.8) 35 FINISH <b>45.83</b> (33.0) 32	104. Keeley WHITCOMB - USA 100m <b>12.50</b> (12.5) 30 FINISH <b>47.07</b> (34.5) 36
<b>6</b>	101. Audrey HAN - USA 100m <b>12.63</b> (12.6) 33 FINISH <b>46.68</b> (34.0) 35	115. Evie FORRER - USA 100m <b>12.83</b> (12.8) 36 FINISH <b>46.18</b> (1:23.6) 43
<b>7</b>	116. Kaitlyn LEE - USA 100m <b>12.26</b> (12.2) 22 FINISH <b>45.98</b> (33.7) 33	102. Avery HAYES - USA 100m <b>13.27</b> (13.2) 40 FINISH <b>48.86</b> (35.5) 40
<b>8</b>	125. Cherise WILKINS - USA 100m <b>12.42</b> (12.4) 27 FINISH <b>44.55</b> (32.1) 27	122. Leah CHOI - USA 100m <b>12.15</b> (12.1) 18 FINISH <b>45.04</b> (32.9) 31
<b>9</b>	127. Karen SIATAMA - COL 100m <b>12.16</b> (12.1) 19 FINISH <b>44.54</b> (32.3) 26	138. Melissa DAHLMANN - USA 100m <b>12.44</b> (12.4) 29 FINISH <b>44.15</b> (31.7) 24
<b>10</b>	137. Nastasja RADULOVIC - USA 100m <b>12.60</b> (12.6) 32 FINISH <b>44.73</b> (32.1) 29	117. Natascha LINDENSKOV - DEN 100m <b>12.79</b> (12.7) 34 FINISH <b>44.91</b> (32.1) 30
<b>11</b>	121. Rebecca SIMMONS - USA 100m <b>12.55</b> (12.5) 31 FINISH <b>44.64</b> (32.1) 28	119. Abigél MERCS - HUN 100m <b>12.43</b> (12.4) 28 FINISH <b>43.19</b> (30.7) 19
<b>12</b>	135. Larissa PAES - BRA 100m <b>12.17</b> (12.1) 20 FINISH <b>43.39</b> (31.2) 20	109. Ella TEEPLES - USA 100m <b>12.41</b> (12.4) 25 FINISH <b>44.21</b> (31.8) 25
<b>13</b>	118. Sydney TERPENING - USA 100m <b>12.19</b> (12.1) 21 FINISH <b>43.87</b> (31.6) 23	120. Ilsa SHOBE - USA 100m <b>11.93</b> (11.9) 17 FINISH <b>42.57</b> (30.6) 16
<b>14</b>	106. Libby WILLIAMS - USA 100m <b>11.72</b> (11.7) 13 FINISH <b>41.72</b> (30.0) 13	139. Giorgia BIRKELAND - USA 100m <b>11.82</b> (11.8) 15 FINISH <b>42.00</b> (30.1) 14
<b>15</b>	143. Natasa GAKOVIC - USA 100m <b>12.28</b> (12.2) 23 FINISH <b>43.56</b> (31.3) 22	133. Mary BROPHY MAGNUS - USA 100m <b>11.79</b> (11.7) 14 FINISH <b>42.89</b> (31.1) 18



**2024 US CHAMPIONSHIPS, AMERICAN CUP 1,  
YOUTH OLYMPIC GAMES QUALIFIER**

**PETTIT NATIONAL ICE CENTER - MILWAUKEE (USA)**



US SPEEDSKATING

**LAP TIMES 500m Women #1  
Friday, 27 October 2023**

Race	Inner Lane				Outer Lane			
<b>16</b>	107. Marley SOLDAN - USA				128. Isabella VARGAS RODRIGUEZ - COL			
	100m	<b>11.82</b>	(11.8)	15	100m	<b>12.36</b>	(12.3)	24
	FINISH	<b>42.73</b>	(30.9)	17	FINISH	<b>43.52</b>	(31.1)	21
<b>17</b>	124. Blair CRUIKSHANK - USA				126. Anna QUINN - USA			
	100m	<b>11.18</b>	(11.1)	7	100m	<b>11.20</b>	(11.2)	8
	FINISH	<b>40.64</b>	(29.4)	11	FINISH	<b>40.55</b>	(29.3)	10
<b>18</b>	108. Sofia PROSVIRNOVA - DEN				100. Mia KILBURG - USA			
	100m	<b>11.35</b>	(11.3)	9	100m	<b>11.69</b>	(11.6)	12
	FINISH	<b>39.98</b>	(28.6)	8	FINISH	<b>40.53</b>	(28.8)	9
<b>19</b>	129. Laura Michelle RODRIGUEZ - COL				114. Piper YDE - USA			
	100m	<b>11.63</b>	(11.6)	11	100m	<b>11.45</b>	(11.4)	10
	FINISH	<b>42.27</b>	(30.6)	15	FINISH	<b>41.01</b>	(29.5)	12
<b>20</b>	140. McKenzie BROWNE - USA				103. Kimi GOETZ - USA			
	100m	<b>10.92</b>	(10.9)	5	100m	<b>10.57</b>	(10.5)	1
	FINISH	<b>39.49</b>	(28.5)	6	FINISH	<b>38.01</b>	(27.4)	2
<b>21</b>	141. Erin JACKSON - USA				142. Brittany BOWE - USA			
	100m	<b>10.61</b>	(10.6)	2	100m	<b>10.70</b>	(10.7)	3
	FINISH	<b>38.00</b>	(27.3)	1	FINISH	<b>38.31</b>	(27.6)	3
<b>22</b>	134. Sarah WARREN - USA				131. Greta MYERS - USA			
	100m	<b>10.72</b>	(10.7)	4	100m	<b>10.98</b>	(10.9)	6
	FINISH	<b>38.61</b>	(27.8)	4	FINISH	<b>39.49</b>	(28.5)	6

# USA Championships / AmCup #1 / COL Championships

## Pettit National Ice Center - Milwaukee (USA)

27 - 29 October 2023

### 500m Men #1

27 October 2023

Pair	Lane	#	Name	Nation	Age
1	I	224	DUNFEE Kelin	USA	M30
	O				
2	I	255	NEUMAN Miles	USA	MB1
	O	204	ORD Chris	USA	M40
3	I	229	BOYD Tristan	USA	MA2
	O	242	SANDS Theron	USA	M60
4	I	200	BOGEE Landon	USA	MC1
	O	209	PALADINO Anthony	USA	MC2
5	I	247	KRIETER Joshua	USA	M35
	O	222	WOODS Kaiden	USA	MA1
6	I	214	DE GROOT Kyler	USA	MC2
	O	202	ESTEVEZ Thomas	COL	MA2
7	I	211	ORD Gavin	USA	MB2
	O	243	TERWILLIGER Jeff	USA	M60
8	I	207	OLIJNYK Ryan	USA	MA1
	O	252	GATRELL Orion	USA	M35
9	I	230	QUINN Anson	USA	MB2
	O	225	SCHLICHTING Henry	USA	MC2
10	I	220	HART-GORMAN Samuel	USA	MA1
	O	241	MECH Jerry	USA	MB2
11	I	248	KEOVAN Keith	USA	MA2
	O	226	NAGEL Edward	USA	MB2
12	I	228	CHAMBERLAIN Sam	USA	MC2
	O	238	YANAGIHARA Mark	USA	M45
13	I	245	LOPES MORAES Éder	BRA	M35
	O	232	KOSEL Patrick	USA	MB2

AB3

continued

## 500m Men #1

Pair	Lane #	Name	Nation	Age
14	I	217 LOVE Andrew	USA	M50
	O	210 MEACHAM Aiden	USA	MB2
15	I	223 SONG Jeremy	USA	MC2
	O	236 CARNEY Dan	USA	M55
16	I	227 KITCHEL Liam	USA	MB1
	O	218 JENSEN Zachary	USA	MA2
17	I	215 BEVERIDGE Nathaniel	USA	MSA
	O	208 SILK William	USA	MA1
18	I	250 WEBER Max	USA	MB1
	O	235 SALM Matthew	USA	MSA
19	I	253 TATELLI Carl	USA	MA2
	O	254 BULLARD Brian	USA	MSA
20	I	240 FITZGERALD Thomas	USA	MN3
	O	249 CAMPO Andres	COL	MSA
21	I	212 WOODBURY Dylan	USA	MA2
	O	251 DAWSON Casey	USA	MN4
22	I	219 HERMAN Auggie	USA	MN1
	O	206 LEHMAN Emery	USA	MSA
23	I	203 WORLEY Tanner	USA	MSA
	O	233 TOBON Jonathan	USA	MN1
24	I	201 TINSON Sabien	USA	MN3
	O	231 GROB Oliver	SUI	MSA
25	I	246 KLEBA Austin	USA	MSA
	O	213 GEBAUER William	USA	MSA
26	I	239 MCDERMOTT-MOSTOWY Conor	USA	MSA
	O	237 STOPPELMOOR Zach	USA	MSA
27	I	256 STOLZ Jordan	USA	MN1
	O	244 MCLEOD Cooper	USA	MN3





# 2024 US CHAMPIONSHIPS, AMERICAN CUP 1, YOUTH OLYMPIC GAMES QUALIFIER

PETTIT NATIONAL ICE CENTER - MILWAUKEE (USA)



USSPEEDSKATING

## RESULT 500m Men #1 Friday, 27 October 2023

Rnk	Nr	Name	Country	Race	Lane	Time	Behind	Points
1	256	Jordan STOLZ	USA	27	In	<b>34.66</b>		
2	244	Cooper MCLEOD	USA	27	Out	<b>34.84</b>	+0.18	
3	237	Zach STOPPELMOOR	USA	26	Out	<b>35.35</b>	+0.69	
4	239	Conor MCDERMOTT-MOSTOWY	USA	26	In	<b>35.52</b>	+0.86	
5	246	Austin KLEBA	USA	25	In	<b>35.64</b>	+0.98	
6	213	William GEBAUER	USA	25	Out	<b>35.71</b>	+1.05	
7	203	Tanner WORLEY	USA	23	In	<b>35.74</b>	+1.08	
8	231	Oliver GROB	SUI	24	Out	<b>36.38</b>	+1.72	
9	233	Jonathan TOBON	USA	23	Out	<b>36.46</b>	+1.80	
10	201	Sabien TINSON	USA	24	In	<b>36.53</b>	+1.87	
11	212	Dylan WOODBURY	USA	21	In	<b>37.04</b>	+2.38	
12	206	Emery LEHMAN	USA	22	Out	<b>37.10</b>	+2.44	
13	219	Auggie HERMAN	USA	22	In	<b>37.28</b>	+2.62	
14	251	Casey DAWSON	USA	21	Out	<b>37.33</b>	+2.67	
15	253	Carl TATELLI	USA	19	In	<b>37.82(2)</b>	+3.16	
16	254	Brian BULLARD	USA	19	Out	<b>37.82(5)</b>	+3.16	
17	250	Max WEBER	USA	18	In	<b>38.39</b>	+3.73	
18	240	Thomas FITZGERALD	USA	20	In	<b>38.50</b>	+3.84	
19	235	Matthew SALM	USA	18	Out	<b>38.73</b>	+4.07	
20	210	Aiden MEACHAM	USA	14	Out	<b>39.23</b>	+4.57	
21	208	William SILK	USA	17	Out	<b>39.34</b>	+4.68	
22	227	Liam KITCHEL	USA	16	In	<b>39.41</b>	+4.75	
23	218	Zachary JENSEN	USA	16	Out	<b>39.50</b>	+4.84	
24	224	Kelin DUNFEE	USA	1	In	<b>39.55</b>	+4.89	
25	249	Andres CAMPO	COL	20	Out	<b>39.91</b>	+5.25	
26	215	Nathaniel BEVERIDGE	USA	17	In	<b>39.93</b>	+5.27	
27	245	Éder LOPES MORAES	BRA	13	In	<b>40.48</b>	+5.82	
28	248	Keith KEOVAN	USA	11	In	<b>40.50</b>	+5.84	
29	232	Patrick KOSEL	USA	13	Out	<b>40.70</b>	+6.04	
30	236	Dan CARNEY	USA	15	Out	<b>40.92</b>	+6.26	
31	228	Sam CHAMBERLAIN	USA	12	In	<b>41.08</b>	+6.42	
32	217	Andrew LOVE	USA	14	In	<b>41.21</b>	+6.55	
33	226	Edward NAGEL	USA	11	Out	<b>41.37</b>	+6.71	
34	220	Samuel HART-GORMAN	USA	10	In	<b>41.55</b>	+6.89	
35	207	Ryan OLIJNYK	USA	8	In	<b>41.98</b>	+7.32	
36	225	Henry SCHLICHTING	USA	9	Out	<b>42.09</b>	+7.43	
37	223	Jeremy SONG	USA	15	In	<b>42.15</b>	+7.49	
38	241	Jerry MECH	USA	10	Out	<b>42.29</b>	+7.63	
39	238	Mark YANAGIHARA	USA	12	Out	<b>42.77</b>	+8.11	

AB3



2024 US CHAMPIONSHIPS, AMERICAN CUP 1,  
YOUTH OLYMPIC GAMES QUALIFIER

PETTIT NATIONAL ICE CENTER - MILWAUKEE (USA)



USSPEEDSKATING

RESULT 500m Men #1  
Friday, 27 October 2023

Rnk	Nr	Name	Country	Race	Lane	Time	Behind	Points
40	200	Landon BOGEE	USA	4	In	43.03	+8.37	
41	209	Anthony PALADINO	USA	4	Out	43.22	+8.56	
42	211	Gavin ORD	USA	7	In	43.24	+8.58	
43	243	Jeff TERWILLIGER	USA	7	Out	43.61	+8.95	
44	229	Tristan BOYD	USA	3	In	43.66	+9.00	
45	230	Anson QUINN	USA	9	In	43.72	+9.06	
46	222	Kaiden WOODS	USA	5	Out	43.99	+9.33	
47	214	Kyler DE GROOT	USA	6	In	44.39	+9.73	
48	255	Miles NEUMAN	USA	2	In	45.13	+10.47	
49	252	Orion GATRELL	USA	8	Out	45.29	+10.63	
50	202	Thomas ESTEVEZ	COL	6	Out	45.94	+11.28	
51	204	Chris ORD	USA	2	Out	46.43	+11.77	
52	247	Joshua KRIETER	USA	5	In	46.56	+11.90	
53	242	Theron SANDS	USA	3	Out	50.48	+15.82	

Referee: Amy SANNES (USA) / Starter: Myron YENCHA (USA)

Conditions	Time	Air Temperature	Humidity	Ice Temperature
Start	09:00	15,8°C	46,0%	-8,2°C



**2024 US CHAMPIONSHIPS, AMERICAN CUP 1,  
YOUTH OLYMPIC GAMES QUALIFIER**

**PETTIT NATIONAL ICE CENTER - MILWAUKEE (USA)**



US SPEEDSKATING

**LAP TIMES 500m Men #1  
Friday, 27 October 2023**

Race	Inner Lane			Outer Lane			
<b>1</b>	224. Kelin DUNFEE - USA						
	100m	<b>11.16</b>	(11.1)	25			
	FINISH	<b>39.55</b>	(28.4)	24			
<b>2</b>	255. Miles NEUMAN - USA				204. Chris ORD - USA		
	100m	<b>11.93</b>	(11.9)	41	100m	<b>12.68</b>	(12.6) 52
	FINISH	<b>45.13</b>	(33.1)	47	FINISH	<b>46.43</b>	(33.7) 50
<b>3</b>	229. Tristan BOYD - USA				242. Theron SANDS - USA		
	100m	<b>12.43</b>	(12.4)	49	100m	<b>14.07</b>	(14.0) 53
	FINISH	<b>43.66</b>	(31.2)	44	FINISH	<b>50.48</b>	(36.4) 52
<b>4</b>	200. Landon BOGEE - USA				209. Anthony PALADINO - USA		
	100m	<b>11.81</b>	(11.8)	40	100m	<b>12.13</b>	(12.1) 43
	FINISH	<b>43.03</b>	(31.2)	40	FINISH	<b>43.22</b>	(31.1) 41
<b>5</b>	247. Joshua KRIETER - USA				222. Kaiden WOODS - USA		
	100m	<b>12.55</b>	(12.5)	50	100m	<b>12.31</b>	(12.3) 46
	FINISH	<b>46.56</b>	(34.0)	51	FINISH		
<b>6</b>	214. Kyler DE GROOT - USA				202. Thomas ESTEVEZ - COL		
	100m	<b>12.67</b>	(12.6)	51	100m	<b>12.35</b>	(12.3) 47
	FINISH	<b>44.39</b>	(31.7)	46	FINISH	<b>45.94</b>	(33.5) 49
<b>7</b>	211. Gavin ORD - USA				243. Jeff TERWILLIGER - USA		
	100m	<b>12.26</b>	(12.2)	45	100m	<b>12.17</b>	(12.1) 44
	FINISH	<b>43.24</b>	(30.9)	42	FINISH	<b>43.61</b>	(31.4) 43
<b>8</b>	207. Ryan OLIJNYK - USA				252. Orion GATRELL - USA		
	100m	<b>11.79</b>	(11.7)	39	100m	<b>12.35</b>	(12.3) 47
	FINISH	<b>41.98</b>	(30.1)	35	FINISH	<b>45.29</b>	(32.9) 48
<b>9</b>	230. Anson QUINN - USA				225. Henry SCHLICHTING - USA		
	100m	<b>11.99</b>	(11.9)	42	100m	<b>11.70</b>	(11.7) 38
	FINISH	<b>43.72</b>	(31.7)	45	FINISH	<b>42.09</b>	(30.4) 36
<b>10</b>	220. Samuel HART-GORMAN - USA				241. Jerry MECH - USA		
	100m	<b>11.32</b>	(11.3)	31	100m	<b>11.51</b>	(11.5) 36
	FINISH	<b>41.55</b>	(30.2)	34	FINISH	<b>42.29</b>	(30.7) 38
<b>11</b>	248. Keith KEOVAN - USA				226. Edward NAGEL - USA		
	100m	<b>11.33</b>	(11.3)	32	100m	<b>11.27</b>	(11.2) 29
	FINISH	<b>40.50</b>	(29.1)	28	FINISH	<b>41.37</b>	(30.1) 33
<b>12</b>	228. Sam CHAMBERLAIN - USA				238. Mark YANAGIHARA - USA		
	100m	<b>11.19</b>	(11.1)	28	100m	<b>11.68</b>	(11.6) 37
	FINISH	<b>41.08</b>	(29.9)	31	FINISH	<b>42.77</b>	(31.0) 39
<b>13</b>	245. Éder LOPES MORAES - BRA				232. Patrick KOSEL - USA		
	100m	<b>11.44</b>	(11.4)	35	100m	<b>11.31</b>	(11.3) 30
	FINISH	<b>40.48</b>	(29.0)	27	FINISH	<b>40.70</b>	(29.4) 29
<b>14</b>	217. Andrew LOVE - USA				210. Aiden MEACHAM - USA		
	100m	<b>11.18</b>	(11.1)	27	100m	<b>11.01</b>	(11.0) 19
	FINISH	<b>41.21</b>	(30.0)	32	FINISH	<b>39.23</b>	(28.2) 20
<b>15</b>	223. Jeremy SONG - USA				236. Dan CARNEY - USA		
	100m	<b>11.41</b>	(11.4)	34	100m	<b>11.33</b>	(11.3) 32
	FINISH	<b>42.15</b>	(30.7)	37	FINISH	<b>40.92</b>	(29.6) 30





**2024 US CHAMPIONSHIPS, AMERICAN CUP 1,  
YOUTH OLYMPIC GAMES QUALIFIER**



USSPEEDSKATING

**PETTIT NATIONAL ICE CENTER - MILWAUKEE (USA)**

**LAP TIMES 500m Men #1  
Friday, 27 October 2023**

Race	Inner Lane				Outer Lane			
<b>16</b>	227. Liam KITCHEL - USA				218. Zachary JENSEN - USA			
	100m	<b>11.03</b>	(11.0)	21	100m	<b>11.07</b>	(11.0)	24
	FINISH	<b>39.41</b>	(28.3)	22	FINISH	<b>39.50</b>	(28.4)	23
<b>17</b>	215. Nathaniel BEVERIDGE - USA				208. William SILK - USA			
	100m	<b>10.84</b>	(10.8)	17	100m	<b>11.16</b>	(11.1)	25
	FINISH	<b>39.93</b>	(28.9)	25	FINISH	<b>39.34</b>	(28.1)	21
<b>18</b>	250. Max WEBER - USA				235. Matthew SALM - USA			
	100m	<b>10.68</b>	(10.6)	14	100m	<b>10.88</b>	(10.8)	18
	FINISH	<b>38.39</b>	(27.7)	17	FINISH	<b>38.73</b>	(27.8)	19
<b>19</b>	253. Carl TATELLI - USA				254. Brian BULLARD - USA			
	100m	<b>11.03</b>	(11.0)	21	100m	<b>10.26</b>	(10.2)	8
	FINISH	<b>37.82</b>	(26.8)	16	FINISH	<b>37.82</b>	(27.5)	15
<b>20</b>	240. Thomas FITZGERALD - USA				249. Andres CAMPO - COL			
	100m	<b>11.02</b>	(11.0)	20	100m	<b>11.04</b>	(11.0)	23
	FINISH	<b>38.50</b>	(27.4)	18	FINISH	<b>39.91</b>	(28.8)	26
<b>21</b>	212. Dylan WOODBURY - USA				251. Casey DAWSON - USA			
	100m	<b>10.64</b>	(10.6)	13	100m	<b>10.75</b>	(10.7)	15
	FINISH	<b>37.04</b>	(26.4)	11	FINISH	<b>37.33</b>	(26.5)	14
<b>22</b>	219. Auggie HERMAN - USA				206. Emery LEHMAN - USA			
	100m	<b>10.51</b>	(10.5)	12	100m	<b>10.81</b>	(10.8)	16
	FINISH	<b>37.28</b>	(26.7)	13	FINISH	<b>37.10</b>	(26.3)	12
<b>23</b>	203. Tanner WORLEY - USA				233. Jonathan TOBON - USA			
	100m	<b>10.05</b>	(10.0)	4	100m	<b>10.38</b>	(10.3)	11
	FINISH	<b>35.74</b>	(25.6)	7	FINISH	<b>36.46</b>	(26.0)	9
<b>24</b>	201. Sabien TINSON - USA				231. Oliver GROB - SUI			
	100m	<b>10.26</b>	(10.2)	8	100m	<b>10.06</b>	(10.0)	5
	FINISH	<b>36.53</b>	(26.3)	10	FINISH	<b>36.38</b>	(26.3)	8
<b>25</b>	246. Austin KLEBA - USA				213. William GEBAUER - USA			
	100m	<b>10.08</b>	(10.0)	6	100m	<b>10.17</b>	(10.1)	7
	FINISH	<b>35.64</b>	(25.5)	5	FINISH	<b>35.71</b>	(25.5)	6
<b>26</b>	239. Conor MCDERMOTT-MOSTOWY - USA				237. Zach STOPPELMOOR - USA			
	100m	<b>10.37</b>	(10.3)	10	100m	<b>10.00</b>	(10.0)	3
	FINISH	<b>35.52</b>	(25.1)	4	FINISH	<b>35.35</b>	(25.3)	3
<b>27</b>	256. Jordan STOLZ - USA				244. Cooper MCLEOD - USA			
	100m	<b>9.80</b>	(9.8)	1	100m	<b>9.89</b>	(9.8)	2
	FINISH	<b>34.66</b>	(24.8)	1	FINISH	<b>34.84</b>	(24.9)	2

# USA Championships / AmCup #1 / COL Championships

Pettit National Ice Center - Milwaukee (USA)

27 - 29 October 2023

## 1500m Women

27 October 2023

Pair	Lane	#	Name	Nation	Age
1	I	130	VARGAS Valentina	COL	LA1
	O	115	FORRER Evie	USA	LC2
2	I	113	SHILL Vonna	USA	LC1
	O	123	JOHNSON Barb	USA	L70
3	I	136	RODRIGUE-HASSELBACK Nathalie	USA	L50
	O	116	LEE Kaitlyn	USA	LC2
4	I	112	D'CARD Finnley	USA	LC2
	O	111	STAVE Elena	USA	LC1
5	I	127	SIATAMA Karen	COL	LA1
	O	125	WILKINS Cherise	USA	L35
6	I	101	HAN Audrey	USA	LB1
	O	104	WHITCOMB Keeley	USA	LB1
7	I	122	CHOI Leah	USA	LB1
	O	102	HAYES Avery	USA	LC2
8	I	143	GAKOVIC Natasa	USA	LA2
	O	137	RADULOVIC Nastasja	USA	LA1
9	I	118	TERPENING Sydney	USA	LN4
	O	110	STAVE Elise	USA	LB1
10	I	106	WILLIAMS Libby	USA	LA2
	O	120	SHOBE Ilsa	USA	LSA
11	I	135	PAES Larissa	BRA	LSA
	O	117	LINDENSKOV Natascha	DEN	LA2
12	I	128	VARGAS RODRIGUEZ Isabella	COL	LB2
	O	109	TEEPLES Ella	USA	LC2
13	I	139	BIRKELAND Giorgia	USA	LN3
	O	138	DAHLMANN Melissa	USA	L40

10/26/2023 p. 1 of 2 *continued*

**1500m Women**

Pair	Lane	#	Name	Nation	Age
14	I	119	MERCS Abigél	HUN	LN2
	O	114	YDE Piper	USA	LA2
15	I	129	RODRIGUEZ Laura Michelle	COL	LA1
	O	107	SOLDAN Marley	USA	LB2
16	I	100	KILBURG Mia	USA	L30
	O	108	PROSVIRNOVA Sofia	DEN	LSA
17	I	131	MYERS Greta	USA	LN1
	O	126	QUINN Anna	USA	LSA
18	I	103	GOETZ Kimi	USA	LSA
	O	142	BOWE Brittany	USA	L35

10/26/2023 p. 2 of 2



**2024 US CHAMPIONSHIPS, AMERICAN CUP 1,  
YOUTH OLYMPIC GAMES QUALIFIER**



USSPEEDSKATING

**PETTIT NATIONAL ICE CENTER - MILWAUKEE (USA)**

**RESULT 1500m Women  
Friday, 27 October 2023**

Rnk	Nr	Name	Country	Race	Lane	Time	Behind	Points
1	142	Brittany BOWE	USA	18	Out	<b>1:54.76</b>		
2	103	Kimi GOETZ	USA	18	In	<b>1:55.68</b>	+0.92	
3	100	Mia KILBURG	USA	16	In	<b>1:57.18</b>	+2.42	
4	131	Greta MYERS	USA	17	In	<b>1:58.02</b>	+3.26	
5	108	Sofia PROSVIRNOVA	DEN	16	Out	<b>2:00.00</b>	+5.24	
6	139	Giorgia BIRKELAND	USA	13	In	<b>2:04.12</b>	+9.36	
7	119	Abigél MERCS	HUN	14	In	<b>2:04.38</b>	+9.62	
8	126	Anna QUINN	USA	17	Out	<b>2:06.60</b>	+11.84	
9	114	Piper YDE	USA	14	Out	<b>2:07.77</b>	+13.01	
10	138	Melissa DAHLMANN	USA	13	Out	<b>2:09.51</b>	+14.75	
11	117	Natascha LINDENSKOV	DEN	11	Out	<b>2:09.63</b>	+14.87	
12	106	Libby WILLIAMS	USA	10	In	<b>2:10.08</b>	+15.32	
13	107	Marley SOLDAN	USA	15	Out	<b>2:10.20</b>	+15.44	
14	128	Isabella VARGAS	COL	12	In	<b>2:11.38</b>	+16.62	
15	109	Ella TEEPLES	USA	12	Out	<b>2:11.44</b>	+16.68	
16	129	Laura Michelle RODRIGUEZ	COL	15	In	<b>2:11.69</b>	+16.93	
17	120	Ilsa SHOBE	USA	10	Out	<b>2:11.83</b>	+17.07	
18	137	Nastasja RADULOVIC	USA	8	Out	<b>2:13.36</b>	+18.60	
19	135	Larissa PAES	BRA	11	In	<b>2:13.98</b>	+19.22	
20	110	Elise STAVE	USA	9	Out	<b>2:14.93</b>	+20.17	
21	118	Sydney TERPENING	USA	9	In	<b>2:17.29</b>	+22.53	
22	143	Natasa GAKOVIC	USA	8	In	<b>2:18.04</b>	+23.28	
23	122	Leah CHOI	USA	7	In	<b>2:18.36</b>	+23.60	
24	111	Elena STAVE	USA	4	Out	<b>2:19.03</b>	+24.27	
25	115	Evie FORRER	USA	1	Out	<b>2:24.87</b>	+30.11	
26	125	Cherise WILKINS	USA	5	Out	<b>2:26.12</b>	+31.36	
27	113	Vonna SHILL	USA	2	In	<b>2:27.29</b>	+32.53	
28	127	Karen SIATAMA	COL	5	In	<b>2:27.33</b>	+32.57	
29	136	Nathalie RODRIGUE-HASSELBACK	USA	3	In	<b>2:29.66</b>	+34.90	
30	101	Audrey HAN	USA	6	In	<b>2:29.83</b>	+35.07	
31	102	Avery HAYES	USA	7	Out	<b>2:31.85</b>	+37.09	
32	104	Keeley WHITCOMB	USA	6	Out	<b>2:32.30</b>	+37.54	
33	112	Finnley D'CARD	USA	4	In	<b>2:32.47</b>	+37.71	
34	123	Barb JOHNSON	USA	2	Out	<b>2:34.33</b>	+39.57	
35	116	Kaitlyn LEE	USA	3	Out	<b>2:38.57</b>	+43.81	
36	130	Valentina VARGAS	COL	1	In	<b>3:33.50</b>	+1:38.74	

Referee: Brian KRETSCHMANN (USA) / Starter: Matt VRAA (USA)

Conditions	Time	Air Temperature	Humidity	Ice Temperature
Start	09:00	15,8°C	46,0%	-8,2°C

*B. M. 10/27/2023  
p. 1 of 1*



**2024 US CHAMPIONSHIPS, AMERICAN CUP 1,  
YOUTH OLYMPIC GAMES QUALIFIER**

**PETTIT NATIONAL ICE CENTER - MILWAUKEE (USA)**



USSPEEDSKATING

**LAP TIMES 1500m Women  
Friday, 27 October 2023**

Race	Inner Lane			Outer Lane				
<b>1</b>	130. Valentina VARGAS - COL			115. Evie FORRER - USA				
	300m	<b>44.52</b>	(44.52)	36	300m	<b>31.12</b>	(31.1)	29
	700m	<b>1:40.54</b>	(56.02)	36	700m	<b>1:08.50</b>	(37.3)	30
	1100m	<b>2:37.32</b>	(56.77)	35	1100m	<b>1:47.09</b>	(38.59)	36
	FINISH	<b>3:33.50</b>	(56.18)	36	FINISH	<b>2:24.87</b>	(37.78)	25
<b>2</b>	113. Vonna SHILL - USA			123. Barb JOHNSON - USA				
	300m	<b>30.18</b>	(30.1)	25	300m	<b>32.62</b>	(32.6)	34
	700m	<b>1:06.99</b>	(36.8)	26	700m	<b>1:11.29</b>	(38.6)	35
	1100m	<b>1:46.96</b>	(39.9)	26	1100m	<b>1:52.28</b>	(40.9)	34
	FINISH	<b>2:27.29</b>	(40.3)	27	FINISH	<b>2:34.33</b>	(42.0)	34
<b>3</b>	136. Nathalie RODRIGUE-HASSELBACK - USA			116. Kaitlyn LEE - USA				
	300m	<b>31.07</b>	(31.0)	28	300m	<b>30.74</b>	(30.7)	27
	700m	<b>1:07.66</b>	(36.5)	28	700m	<b>1:07.52</b>	(36.7)	27
	1100m	<b>1:47.64</b>	(39.9)	28	1100m	<b>1:50.19</b>	(42.6)	30
	FINISH	<b>2:29.66</b>	(42.0)	29	FINISH	<b>2:38.57</b>	(48.3)	35
<b>4</b>	112. Finnley D'CARD - USA			111. Elena STAVE - USA				
	300m	<b>33.02</b>	(33.0)	35	300m	<b>30.00</b>	(30.0)	23
	700m	<b>1:10.87</b>	(37.8)	33	700m	<b>1:04.08</b>	(34.0)	23
	1100m	<b>1:51.18</b>	(40.3)	31	1100m	<b>1:40.71</b>	(36.6)	23
	FINISH	<b>2:32.47</b>	(41.2)	33	FINISH	<b>2:19.03</b>	(38.3)	24
<b>5</b>	127. Karen SIATAMA - COL			125. Cherise WILKINS - USA				
	300m	<b>30.45</b>	(30.4)	26	300m	<b>31.71</b>	(31.7)	32
	700m	<b>1:06.45</b>	(36.0)	25	700m	<b>1:08.45</b>	(36.7)	29
	1100m	<b>1:45.52</b>	(39.0)	25	1100m	<b>1:47.24</b>	(38.7)	27
	FINISH	<b>2:27.33</b>	(41.8)	28	FINISH	<b>2:26.12</b>	(38.8)	26
<b>6</b>	101. Audrey HAN - USA			104. Keeley WHITCOMB - USA				
	300m	<b>31.12</b>	(31.1)	29	300m	<b>31.68</b>	(31.6)	31
	700m	<b>1:08.78</b>	(37.6)	31	700m	<b>1:10.84</b>	(39.1)	32
	1100m	<b>1:48.98</b>	(40.2)	29	1100m	<b>1:51.78</b>	(40.9)	33
	FINISH	<b>2:29.83</b>	(40.8)	30	FINISH	<b>2:32.30</b>	(40.5)	32
<b>7</b>	122. Leah CHOI - USA			102. Avery HAYES - USA				
	300m	<b>29.94</b>	(29.9)	22	300m	<b>32.60</b>	(32.6)	33
	700m	<b>1:04.88</b>	(34.9)	24	700m	<b>1:11.04</b>	(38.4)	34
	1100m	<b>1:41.05</b>	(36.1)	24	1100m	<b>1:51.28</b>	(40.2)	32
	FINISH	<b>2:18.36</b>	(37.3)	22	FINISH	<b>2:31.85</b>	(40.5)	31
<b>8</b>	143. Natasa GAKOVIC - USA			137. Nastasja RADULOVIC - USA				
	300m	<b>29.36</b>	(29.3)	19	300m	<b>29.33</b>	(29.3)	18
	700m	<b>1:03.94</b>	(34.5)	22	700m	<b>1:02.91</b>	(33.5)	20
	1100m	<b>1:40.58</b>	(36.6)	22	1100m	<b>1:37.90</b>	(34.9)	18
	FINISH	<b>2:18.04</b>	(38.0)	23	FINISH	<b>2:13.36</b>	(35.4)	18
<b>9</b>	118. Sydney TERPENING - USA			110. Elise STAVE - USA				
	300m	<b>29.26</b>	(29.2)	17	300m	<b>30.10</b>	(30.1)	24
	700m	<b>1:02.78</b>	(33.5)	18	700m	<b>1:03.50</b>	(33.3)	21
	1100m	<b>1:39.10</b>	(36.3)	21	1100m	<b>1:38.68</b>	(35.1)	20
	FINISH	<b>2:17.29</b>	(38.1)	21	FINISH	<b>2:14.93</b>	(36.2)	20
<b>10</b>	106. Libby WILLIAMS - USA			120. Ilsa SHOBE - USA				
	300m	<b>27.76</b>	(27.7)	9	300m	<b>29.01</b>	(29.0)	16
	700m	<b>59.00</b>	(31.2)	8	700m	<b>1:01.33</b>	(32.3)	16
	1100m	<b>1:33.10</b>	(34.1)	10	1100m	<b>1:35.77</b>	(34.4)	17
	FINISH	<b>2:10.08</b>	(36.9)	12	FINISH	<b>2:11.83</b>	(36.0)	17



**2024 US CHAMPIONSHIPS, AMERICAN CUP 1,  
YOUTH OLYMPIC GAMES QUALIFIER**

**PETTIT NATIONAL ICE CENTER - MILWAUKEE (USA)**



USSPEEDSKATING

**LAP TIMES 1500m Women  
Friday, 27 October 2023**

Race	Inner Lane			Outer Lane			
<b>11</b>	135. Larissa PAES - BRA			117. Natascha LINDENSKOV - DEN			
	300m	<b>29.92</b>	(29.9)	21	300m	<b>29.90</b>	(29.9) 20
	700m	<b>1:02.85</b>	(32.9)	19	700m	<b>1:01.91</b>	(32.0) 17
	1100m	<b>1:38.09</b>	(35.2)	19	1100m	<b>1:35.24</b>	(33.3) 15
	FINISH	<b>2:13.98</b>	(35.9)	19	FINISH	<b>2:09.63</b>	(34.4) 11
<b>12</b>	128. Isabella VARGAS RODRIGUEZ - COL			109. Ella TEEPLES - USA			
	300m	<b>28.34</b>	(28.3)	11	300m	<b>28.36</b>	(28.3) 12
	700m	<b>1:00.15</b>	(31.8)	11	700m	<b>1:00.18</b>	(31.8) 12
	1100m	<b>1:34.42</b>	(34.2)	12	1100m	<b>1:34.77</b>	(34.5) 13
	FINISH	<b>2:11.38</b>	(36.9)	14	FINISH	<b>2:11.44</b>	(36.6) 15
<b>13</b>	139. Giorgia BIRKELAND - USA			138. Melissa DAHLMANN - USA			
	300m	<b>27.47</b>	(27.4)	6	300m	<b>28.85</b>	(28.8) 15
	700m	<b>57.76</b>	(30.2)	6	700m	<b>1:00.76</b>	(31.9) 14
	1100m	<b>1:30.18</b>	(32.4)	6	1100m	<b>1:34.25</b>	(33.4) 11
	FINISH	<b>2:04.12</b>	(33.9)	6	FINISH	<b>2:09.51</b>	(35.2) 10
<b>14</b>	119. Abigél MERCS - HUN			114. Piper YDE - USA			
	300m	<b>28.55</b>	(28.5)	14	300m	<b>27.60</b>	(27.6) 7
	700m	<b>59.47</b>	(30.9)	10	700m	<b>59.14</b>	(31.5) 9
	1100m	<b>1:31.37</b>	(31.8)	7	1100m	<b>1:32.91</b>	(33.7) 9
	FINISH	<b>2:04.38</b>	(33.0)	7	FINISH	<b>2:07.77</b>	(34.8) 9
<b>15</b>	129. Laura Michelle RODRIGUEZ - COL			107. Marley SOLDAN - USA			
	300m	<b>27.69</b>	(27.6)	8	300m	<b>28.38</b>	(28.3) 13
	700m	<b>1:00.77</b>	(33.0)	15	700m	<b>1:00.57</b>	(32.1) 13
	1100m	<b>1:35.36</b>	(34.5)	16	1100m	<b>1:34.78</b>	(34.2) 14
	FINISH	<b>2:11.69</b>	(36.3)	16	FINISH	<b>2:10.20</b>	(35.4) 13
<b>16</b>	100. Mia KILBURG - USA			108. Sofia PROSVIRNOVA - DEN			
	300m	<b>26.73</b>	(26.7)	5	300m	<b>26.71</b>	(26.7) 4
	700m	<b>55.64</b>	(28.9)	4	700m	<b>55.83</b>	(29.1) 5
	1100m	<b>1:25.48</b>	(29.8)	4	1100m	<b>1:26.84</b>	(31.0) 5
	FINISH	<b>1:57.18</b>	(31.7)	3	FINISH	<b>2:00.00</b>	(33.1) 5
<b>17</b>	131. Greta MYERS - USA			126. Anna QUINN - USA			
	300m	<b>25.91</b>	(25.9)	3	300m	<b>27.85</b>	(27.8) 10
	700m	<b>54.61</b>	(28.7)	3	700m	<b>58.83</b>	(30.9) 7
	1100m	<b>1:25.11</b>	(30.5)	3	1100m	<b>1:31.84</b>	(33.0) 8
	FINISH	<b>1:58.02</b>	(32.9)	4	FINISH	<b>2:06.60</b>	(34.7) 8
<b>18</b>	103. Kimi GOETZ - USA			142. Brittany BOWE - USA			
	300m	<b>24.98</b>	(24.9)	2	300m	<b>24.87</b>	(24.8) 1
	700m	<b>52.61</b>	(27.6)	2	700m	<b>52.41</b>	(27.5) 1
	1100m	<b>1:22.46</b>	(29.8)	2	1100m	<b>1:22.22</b>	(29.8) 1
	FINISH	<b>1:55.68</b>	(33.2)	2	FINISH	<b>1:54.76</b>	(32.5) 1

# USA Championships / AmCup #1 / COL Championships

## Pettit National Ice Center - Milwaukee (USA)

27 - 29 October 2023

### 1500m Men

27 October 2023

Pair	Lane	#	Name	Nation	Age
1	I	242	SANDS Theron	USA	M60
	O	249	CAMPO Andres	COL	MSA
2	I	200	BOGEE Landon	USA	MC1
	O	209	PALADINO Anthony	USA	MC2
3	I	226	NAGEL Edward	USA	MB2
	O	252	GATRELL Orion	USA	M35
4	I	228	CHAMBERLAIN Sam	USA	MC2
	O	241	MECH Jerry	USA	MB2
5	I	225	SCHLICHTING Henry	USA	MC2
	O	232	KOSEL Patrick	USA	MB2
6	I	248	KEOVAN Keith	USA	MA2
	O	229	BOYD Tristan	USA	MA2
7	I	247	KRIETER Joshua	USA	M35
	O	230	QUINN Anson	USA	MB2
8	I	222	WOODS Kaiden	USA	MA1
	O	243	TERWILLIGER Jeff	USA	M60
9	I	217	LOVE Andrew	USA	M50
	O	223	SONG Jeremy	USA	MC2
10	I	214	DE GROOT Kyler	USA	MC2
	O	211	ORD Gavin	USA	MB2
11	I	254	BULLARD Brian	USA	MSA
	O	220	HART-GORMAN Samuel	USA	MA1
12	I	215	BEVERIDGE Nathaniel	USA	MSA
	O	207	OLIJNYK Ryan	USA	MA1
13	I	218	JENSEN Zachary	USA	MA2
	O	238	YANAGIHARA Mark	USA	M45

ABS

continued

## 1500m Men

Pair	Lane #	Name	Nation	Age
14	I	210 MEACHAM Aiden	USA	MB2
	O	235 SALM Matthew	USA	MSA
15	I	227 KITCHEL Liam	USA	MB1
	O	250 WEBER Max	USA	MB1
16	I	245 LOPES MORAES Éder	BRA	M35
	O	208 SILK William	USA	MA1
17	I	240 FITZGERALD Thomas	USA	MN3
	O	224 DUNFEE Kelin	USA	M30
18	I	237 STOPPELMOOR Zach	USA	MSA
	O	253 TATELLI Carl	USA	MA2
19	I	205 WHYTE Josh	NZL	MSA
	O	212 WOODBURY Dylan	USA	MA2
20	I	233 TOBON Jonathan	USA	MN1
	O	213 GEBAUER William	USA	MSA
21	I	219 HERMAN Auggie	USA	MN1
	O	244 MCLEOD Cooper	USA	MN3
22	I	203 WORLEY Tanner	USA	MSA
	O	246 KLEBA Austin	USA	MSA
23	I	206 LEHMAN Emery	USA	MSA
	O	256 STOLZ Jordan	USA	MN1
24	I	251 DAWSON Casey	USA	MN4
	O	239 MCDERMOTT-MOSTOWY Conor	USA	MSA
25	I	221 CEPURAN Ethan	USA	MSA
	O	216 THORUP Viktor Hald	DEN	MSA

*Amy James*





## 2024 US CHAMPIONSHIPS, AMERICAN CUP 1, YOUTH OLYMPIC GAMES QUALIFIER

PETTIT NATIONAL ICE CENTER - MILWAUKEE (USA)



USSPEEDSKATING

### RESULT 1500m Men Friday, 27 October 2023

Rnk	Nr	Name	Country	Race	Lane	Time	Behind	Points
1	256	Jordan STOLZ	USA	23	Out	<b>1:42.31</b>		
2	206	Emery LEHMAN	USA	23	In	<b>1:44.45</b>	+2.14	
3	239	Conor MCDERMOTT-	USA	24	Out	<b>1:45.41</b>	+3.10	
4	251	Casey DAWSON	USA	24	In	<b>1:45.97</b>	+3.66	
5	233	Jonathan TOBON	USA	20	In	<b>1:46.03</b>	+3.72	
6	244	Cooper MCLEOD	USA	21	Out	<b>1:46.18</b>	+3.87	
7	213	William GEBAUER	USA	20	Out	<b>1:46.51</b>	+4.20	
8	221	Ethan CEPURAN	USA	25	In	<b>1:46.94</b>	+4.63	
9	216	Viktor Hald THORUP	DEN	25	Out	<b>1:47.81</b>	+5.50	
10	237	Zach STOPPELMOOR	USA	18	In	<b>1:47.91</b>	+5.60	
11	246	Austin KLEBA	USA	22	Out	<b>1:48.60</b>	+6.29	
12	212	Dylan WOODBURY	USA	19	Out	<b>1:49.48</b>	+7.17	
13	253	Carl TATELLI	USA	18	Out	<b>1:49.56</b>	+7.25	
14	205	Josh WHYTE	NZL	19	In	<b>1:49.61</b>	+7.30	
15	219	Auggie HERMAN	USA	21	In	<b>1:49.90</b>	+7.59	
16	224	Kelin DUNFEE	USA	17	Out	<b>1:51.37</b>	+9.06	
17	240	Thomas FITZGERALD	USA	17	In	<b>1:52.22</b>	+9.91	
18	208	William SILK	USA	16	Out	<b>1:52.61</b>	+10.30	
19	227	Liam KITCHEL	USA	15	In	<b>1:55.50</b>	+13.19	
20	250	Max WEBER	USA	15	Out	<b>1:55.51</b>	+13.20	
21	245	Éder LOPES MORAES	BRA	16	In	<b>1:56.15</b>	+13.84	
22	235	Matthew SALM	USA	14	Out	<b>1:56.68</b>	+14.37	
23	210	Aiden MEACHAM	USA	14	In	<b>1:58.20</b>	+15.89	
24	220	Samuel HART-GORMAN	USA	11	Out	<b>2:02.39</b>	+20.08	
25	254	Brian BULLARD	USA	11	In	<b>2:02.93</b>	+20.62	
26	218	Zachary JENSEN	USA	13	In	<b>2:03.56</b>	+21.25	
27	248	Keith KEOVAN	USA	6	In	<b>2:04.05</b>	+21.74	
28	207	Ryan OLIJNYK	USA	12	Out	<b>2:06.22</b>	+23.91	
29	215	Nathaniel BEVERIDGE	USA	12	In	<b>2:06.53</b>	+24.22	
30	214	Kyler DE GROOT	USA	10	In	<b>2:09.07</b>	+26.76	
31	223	Jeremy SONG	USA	9	Out	<b>2:09.29</b>	+26.98	
32	229	Tristan BOYD	USA	6	Out	<b>2:09.67</b>	+27.36	
33	230	Anson QUINN	USA	7	Out	<b>2:09.85</b>	+27.54	
34	225	Henry SCHLICHTING	USA	5	In	<b>2:09.87</b>	+27.56	
35	249	Andres CAMPO	COL	1	Out	<b>2:09.93</b>	+27.62	
36	209	Anthony PALADINO	USA	2	Out	<b>2:10.07</b>	+27.76	
37	232	Patrick KOSEL	USA	5	Out	<b>2:10.52</b>	+28.21	
38	228	Sam CHAMBERLAIN	USA	4	In	<b>2:11.18</b>	+28.87	
39	211	Gavin ORD	USA	10	Out	<b>2:11.92</b>	+29.61	



**2024 US CHAMPIONSHIPS, AMERICAN CUP 1,  
YOUTH OLYMPIC GAMES QUALIFIER**

**PETTIT NATIONAL ICE CENTER - MILWAUKEE (USA)**



USSPEEDSKATING

**RESULT 1500m Men  
Friday, 27 October 2023**

Rnk	Nr	Name	Country	Race	Lane	Time	Behind	Points
40	238	Mark YANAGIHARA	USA	13	Out	<b>2:12.62</b>	+30.31	
41	243	Jeff TERWILLIGER	USA	8	Out	<b>2:14.00</b>	+31.69	
42	200	Landon BOGEE	USA	2	In	<b>2:18.48</b>	+36.17	
43	241	Jerry MECH	USA	4	Out	<b>2:18.99</b>	+36.68	
44	226	Edward NAGEL	USA	3	In	<b>2:19.59</b>	+37.28	
45	242	Theron SANDS	USA	1	In	<b>2:21.45</b>	+39.14	
46	252	Orion GATRELL	USA	3	Out	<b>2:23.61</b>	+41.30	
47	247	Joshua KRIETER	USA	7	In	<b>2:29.73</b>	+47.42	
	222	Kaiden WOODS	USA	8	In	<b>DQ</b>		
	217	Andrew LOVE	USA	9	In	<b>DQ</b>		
	203	Tanner WORLEY	USA	22	In	<b>WDR</b>		

Referee: Amy SANNES (USA) / Starter: Myron YENCHA (USA)

Conditions	Time	Air Temperature	Humidity	Ice Temperature
Start	09:00	15,8°C	46,0%	-8,2°C



**2024 US CHAMPIONSHIPS, AMERICAN CUP 1,  
YOUTH OLYMPIC GAMES QUALIFIER**

**PETTIT NATIONAL ICE CENTER - MILWAUKEE (USA)**



USSPEEDSKATING

**LAP TIMES 1500m Men  
Friday, 27 October 2023**

Race	Inner Lane	Outer Lane
<b>1</b>	242. Theron SANDS - USA	249. Andres CAMPO - COL
	300m <b>32.82</b> (32.8) 47	300m <b>27.21</b> (27.2) 30
	700m <b>1:08.88</b> (36.0) 47	700m <b>58.60</b> (31.3) 30
	1100m <b>1:45.24</b> (36.3) 46	1100m <b>1:32.06</b> (33.4) 29
	FINISH <b>2:21.45</b> (36.2) 44	FINISH <b>2:09.93</b> (37.87) 35
<b>2</b>	200. Landon BOGEE - USA	209. Anthony PALADINO - USA
	300m <b>29.48</b> (29.4) 43	300m <b>29.20</b> (29.2) 42
	700m <b>1:03.77</b> (34.2) 42	700m <b>1:01.16</b> (31.9) 40
	1100m <b>1:40.63</b> (36.8) 42	1100m <b>1:34.52</b> (33.3) 37
	FINISH <b>2:18.48</b> (37.8) 41	FINISH <b>2:10.07</b> (35.5) 36
<b>3</b>	226. Edward NAGEL - USA	252. Orion GATRELL - USA
	300m <b>28.29</b> (28.2) 37	300m <b>30.63</b> (30.6) 46
	700m <b>1:04.11</b> (35.8) 43	700m <b>1:06.12</b> (35.4) 45
	1100m <b>1:41.69</b> (37.5) 44	1100m <b>1:43.40</b> (37.2) 45
	FINISH <b>2:19.59</b> (37.9) 43	FINISH <b>2:23.61</b> (40.2) 45
<b>4</b>	228. Sam CHAMBERLAIN - USA	241. Jerry MECH - USA
	300m <b>28.20</b> (28.2) 36	300m <b>29.50</b> (29.5) 44
	700m <b>1:00.83</b> (32.6) 38	700m <b>1:04.31</b> (34.8) 44
	1100m <b>1:35.88</b> (35.0) 40	1100m <b>1:41.44</b> (37.1) 43
	FINISH <b>2:11.18</b> (35.3) 37	FINISH <b>2:18.99</b> (37.5) 42
<b>5</b>	225. Henry SCHLICHTING - USA	232. Patrick KOSEL - USA
	300m <b>27.71</b> (27.7) 31	300m <b>28.05</b> (28.0) 34
	700m <b>59.49</b> (31.7) 32	700m <b>59.92</b> (31.8) 33
	1100m <b>1:33.89</b> (34.4) 34	1100m <b>1:33.86</b> (33.9) 33
	FINISH <b>2:09.87</b> (35.9) 34	FINISH <b>2:10.52</b> (36.6) 36
<b>6</b>	248. Keith KEOVAN - USA	229. Tristan BOYD - USA
	300m <b>26.67</b> (26.6) 26	300m <b>28.44</b> (28.4) 38
	700m <b>57.83</b> (31.1) 28	700m <b>1:00.30</b> (31.8) 36
	1100m <b>1:30.55</b> (32.7) 28	1100m <b>1:34.20</b> (33.8) 35
	FINISH <b>2:04.05</b> (33.5) 27	FINISH <b>2:09.67</b> (35.4) 32
<b>7</b>	247. Joshua KRIETER - USA	230. Anson QUINN - USA
	300m <b>30.59</b> (30.5) 45	300m <b>27.81</b> (27.8) 33
	700m <b>1:06.63</b> (36.0) 46	700m <b>1:00.14</b> (32.3) 35
	1100m <b>1:46.42</b> (39.7) 47	1100m <b>1:34.50</b> (34.3) 36
	FINISH <b>2:29.73</b> (43.3) 46	FINISH <b>2:09.85</b> (35.3) 33
<b>8</b>	222. Kaiden WOODS - USA	243. Jeff TERWILLIGER - USA
	300m	300m <b>29.01</b> (29.0) 41
	700m	700m <b>1:02.06</b> (33.0) 41
	1100m	1100m <b>1:37.33</b> (35.2) 41
	FINISH <b>DQ</b>	FINISH <b>2:14.00</b> (36.6) 40
<b>9</b>	217. Andrew LOVE - USA	223. Jeremy SONG - USA
	300m	300m <b>27.13</b> (27.1) 29
	700m	700m <b>58.49</b> (31.3) 29
	1100m	1100m <b>1:32.77</b> (34.2) 31
	FINISH <b>DQ</b>	FINISH <b>2:09.29</b> (36.5) 31
<b>10</b>	214. Kyler DE GROOT - USA	211. Gavin ORD - USA
	300m <b>28.72</b> (28.7) 40	300m <b>28.57</b> (28.5) 39
	700m <b>1:00.39</b> (31.6) 37	700m <b>1:00.97</b> (32.4) 39
	1100m <b>1:33.67</b> (33.2) 32	1100m <b>1:35.67</b> (34.6) 39
	FINISH <b>2:09.07</b> (35.4) 30	FINISH <b>2:11.92</b> (36.2) 38



**2024 US CHAMPIONSHIPS, AMERICAN CUP 1,  
YOUTH OLYMPIC GAMES QUALIFIER**

**PETTIT NATIONAL ICE CENTER - MILWAUKEE (USA)**



USSPEEDSKATING

**LAP TIMES 1500m Men  
Friday, 27 October 2023**

Race	Inner Lane			Outer Lane				
<b>11</b>	254. Brian BULLARD - USA			220. Samuel HART-GORMAN - USA				
	300m	<b>25.86</b>	(25.8)	20	300m	<b>26.83</b>	(26.8)	27
	700m	<b>55.36</b>	(29.4)	22	700m	<b>57.54</b>	(30.7)	27
	1100m	<b>1:26.93</b>	(31.5)	24	1100m	<b>1:29.74</b>	(32.2)	26
	FINISH	<b>2:02.93</b>	(36.0)	25	FINISH	<b>2:02.39</b>	(32.6)	24
<b>12</b>	215. Nathaniel BEVERIDGE - USA			207. Ryan OLIJNYK - USA				
	300m	<b>26.50</b>	(26.5)	24	300m	<b>28.11</b>	(28.1)	35
	700m	<b>57.05</b>	(30.5)	26	700m	<b>59.34</b>	(31.2)	31
	1100m	<b>1:30.06</b>	(33.0)	27	1100m	<b>1:32.17</b>	(32.8)	30
	FINISH	<b>2:06.53</b>	(36.4)	29	FINISH	<b>2:06.22</b>	(34.0)	28
<b>13</b>	218. Zachary JENSEN - USA			238. Mark YANAGIHARA - USA				
	300m	<b>26.20</b>	(26.2)	23	300m	<b>27.75</b>	(27.7)	32
	700m	<b>55.86</b>	(29.6)	24	700m	<b>1:00.07</b>	(32.3)	34
	1100m	<b>1:28.11</b>	(32.2)	25	1100m	<b>1:35.35</b>	(35.2)	38
	FINISH	<b>2:03.56</b>	(35.4)	26	FINISH	<b>2:12.62</b>	(37.2)	39
<b>14</b>	210. Aiden MEACHAM - USA			235. Matthew SALM - USA				
	300m	<b>26.58</b>	(26.5)	25	300m	<b>26.13</b>	(26.1)	22
	700m	<b>56.21</b>	(29.6)	25	700m	<b>54.72</b>	(28.5)	20
	1100m	<b>1:26.85</b>	(30.6)	23	1100m	<b>1:24.64</b>	(29.9)	21
	FINISH	<b>1:58.20</b>	(31.3)	23	FINISH	<b>1:56.68</b>	(32.0)	22
<b>15</b>	227. Liam KITCHEL - USA			250. Max WEBER - USA				
	300m	<b>26.01</b>	(26.0)	21	300m	<b>25.51</b>	(25.5)	17
	700m	<b>54.75</b>	(28.7)	21	700m	<b>54.48</b>	(28.9)	19
	1100m	<b>1:24.45</b>	(29.7)	20	1100m	<b>1:24.23</b>	(29.7)	19
	FINISH	<b>1:55.50</b>	(31.0)	19	FINISH	<b>1:55.51</b>	(31.3)	20
<b>16</b>	245. Éder LOPES MORAES - BRA			208. William SILK - USA				
	300m	<b>26.89</b>	(26.8)	28	300m	<b>25.68</b>	(25.6)	19
	700m	<b>55.59</b>	(28.6)	23	700m	<b>53.60</b>	(27.9)	17
	1100m	<b>1:25.26</b>	(29.6)	22	1100m	<b>1:22.48</b>	(28.8)	18
	FINISH	<b>1:56.15</b>	(30.9)	21	FINISH	<b>1:52.61</b>	(30.1)	18
<b>17</b>	240. Thomas FITZGERALD - USA			224. Kelin DUNFEE - USA				
	300m	<b>25.37</b>	(25.3)	16	300m	<b>25.64</b>	(25.6)	18
	700m	<b>52.62</b>	(27.2)	16	700m	<b>53.68</b>	(28.0)	18
	1100m	<b>1:21.52</b>	(28.8)	16	1100m	<b>1:22.38</b>	(28.7)	17
	FINISH	<b>1:52.22</b>	(30.7)	17	FINISH	<b>1:51.37</b>	(29.0)	16
<b>18</b>	237. Zach STOPPELMOOR - USA			253. Carl TATELLI - USA				
	300m	<b>24.06</b>	(24.0)	7	300m	<b>25.24</b>	(25.2)	14
	700m	<b>50.15</b>	(26.0)	8	700m	<b>52.08</b>	(26.8)	14
	1100m	<b>1:17.91</b>	(27.7)	8	1100m	<b>1:20.13</b>	(28.0)	15
	FINISH	<b>1:47.91</b>	(30.0)	10	FINISH	<b>1:49.56</b>	(29.4)	13
<b>19</b>	205. Josh WHYTE - NZL			212. Dylan WOODBURY - USA				
	300m	<b>25.12</b>	(25.1)	13	300m	<b>24.43</b>	(24.4)	9
	700m	<b>51.40</b>	(26.2)	12	700m	<b>50.81</b>	(26.3)	9
	1100m	<b>1:19.37</b>	(27.9)	12	1100m	<b>1:18.83</b>	(28.0)	11
	FINISH	<b>1:49.61</b>	(30.2)	14	FINISH	<b>1:49.48</b>	(30.6)	12
<b>20</b>	233. Jonathan TOBON - USA			213. William GEBAUER - USA				
	300m	<b>24.01</b>	(24.0)	6	300m	<b>23.68</b>	(23.6)	4
	700m	<b>50.05</b>	(26.0)	6	700m	<b>49.70</b>	(26.0)	3
	1100m	<b>1:17.10</b>	(27.0)	6	1100m	<b>1:17.04</b>	(27.3)	4
	FINISH	<b>1:46.03</b>	(28.9)	5	FINISH	<b>1:46.51</b>	(29.4)	7



**2024 US CHAMPIONSHIPS, AMERICAN CUP 1,  
YOUTH OLYMPIC GAMES QUALIFIER**



US SPEEDSKATING

**PETTIT NATIONAL ICE CENTER - MILWAUKEE (USA)**

**LAP TIMES 1500m Men  
Friday, 27 October 2023**

Race	Inner Lane	Outer Lane
<b>21</b>	219. Auggie HERMAN - USA	244. Cooper MCLEOD - USA
	300m <b>24.47</b> (24.4) 10	300m <b>23.32</b> (23.3) 1
	700m <b>51.52</b> (27.0) 13	700m <b>49.36</b> (26.0) 2
	1100m <b>1:19.66</b> (28.1) 14	1100m <b>1:16.80</b> (27.4) 3
	FINISH <b>1:49.90</b> (30.2) 15	FINISH <b>1:46.18</b> (29.3) 6
<b>22</b>	203. Tanner WORLEY - USA	246. Austin KLEBA - USA
	300m	300m <b>23.39</b> (23.3) 2
	700m	700m <b>49.80</b> (26.4) 4
	1100m	1100m <b>1:18.20</b> (28.4) 9
	FINISH <b>WDR</b>	FINISH <b>1:48.60</b> (30.4) 11
<b>23</b>	206. Emery LEHMAN - USA	256. Jordan STOLZ - USA
	300m <b>24.33</b> (24.3) 8	300m <b>23.60</b> (23.6) 3
	700m <b>50.11</b> (25.7) 7	700m <b>49.01</b> (25.4) 1
	1100m <b>1:16.65</b> (26.5) 2	1100m <b>1:15.34</b> (26.3) 1
	FINISH <b>1:44.45</b> (27.8) 2	FINISH <b>1:42.31</b> (26.9) 1
<b>24</b>	251. Casey DAWSON - USA	239. Conor MCDERMOTT-MOSTOWY - USA
	300m <b>24.63</b> (24.6) 11	300m <b>23.87</b> (23.8) 5
	700m <b>50.97</b> (26.3) 10	700m <b>49.85</b> (25.9) 5
	1100m <b>1:17.87</b> (26.9) 7	1100m <b>1:17.07</b> (27.2) 5
	FINISH <b>1:45.97</b> (28.1) 4	FINISH <b>1:45.41</b> (28.3) 3
<b>25</b>	221. Ethan CEPURAN - USA	216. Viktor Hald THORUP - DEN
	300m <b>24.70</b> (24.7) 12	300m <b>25.36</b> (25.3) 15
	700m <b>51.11</b> (26.4) 11	700m <b>52.14</b> (26.7) 15
	1100m <b>1:18.32</b> (27.2) 10	1100m <b>1:19.59</b> (27.4) 13
	FINISH <b>1:46.94</b> (28.6) 8	FINISH <b>1:47.81</b> (28.2) 9

# US Championships, AmCup 1 & YOG Qualifier

Schedule Saturday, October 28 2023

Distance	# of pairs	Mins pair	Mins	Estimated		Comments
				Start	End	
Warm-up			35	7:50	8:25	8:05-8:35am MS Blade Check
Ice Preparation, Anthem 8:40			35	8:25	9:00	full track
500m #2 Women	18	2	36	<b>9:00</b>	9:36	<b>ONLY hard start time</b>
Ice Preparation			20	9:36	9:56	race lanes
500m #2 Men	21	2	42	9:56	10:38	
Ice Preparation			28	10:38	11:06	full track, lunch break
3000m Women (5 quads, 4 pairs)	9	7	63	11:06	12:09	
Ice Preparation			20	12:09	12:29	race lanes
5000m Men (5 quads)	5	9	45	12:29	13:14	
Ice Preparation			20	13:14	13:34	race lanes
5000m Men (2 quad, 4 pairs)	6	8	48	13:34	14:22	
Award Ceremony 500, 3000, 5000	4	4	16	14:32	14:48	Running Track
End of competition					14:48	

\*times are subject to change

*Remy James*  
*B. H.* 10/28/2023 7:55am

# USA Championships / AmCup #1 / COL Championships

Pettit National Ice Center - Milwaukee (USA)

27 - 29 October 2023

## 500m Women #2

28 October 2023

Pair	Lane	#	Name	Nation	Age
1	I				
	O	132	SONG Juliette	USA	LYA
2	I	130	VARGAS Valentina	COL	LA1
	O	123	JOHNSON Barb	USA	L70
3	I	102	HAYES Avery	USA	LC2
	O	136	RODRIGUE-HASSELBACK Nathalie	USA	L50
4	I	112	D'CARD Finnley	USA	LC2
	O	101	HAN Audrey	USA	LB1
5	I	113	SHILL Vonna	USA	LC1
	O	116	LEE Kaitlyn	USA	LC2
6	I	104	WHITCOMB Keeley	USA	LB1
	O	110	STAVE Elise	USA	LB1
7	I	111	STAVE Elena	USA	LC1
	O	137	RADULOVIC Nastasja	USA	LA1
8	I	115	FORRER Evie	USA	LC2
	O	125	WILKINS Cherise	USA	L35
9	I	122	CHOI Leah	USA	LB1
	O	127	SIATAMA Karen	COL	LA1
10	I	109	TEEPLES Ella	USA	LC2
	O	118	TERPENING Sydney	USA	LN4
11	I	138	DAHLMANN Melissa	USA	L40
	O	143	GAKOVIC Natasa	USA	LA2
12	I	128	VARGAS RODRIGUEZ Isabella	COL	LB2
	O	107	SOLDAN Marley	USA	LB2
13	I	133	BROPHY MAGNUS Mary	USA	L50
	O	129	RODRIGUEZ Laura Michelle	COL	LA1

*Brett* 10/27/2023 p. 1 of 2 *continued*

## 500m Women #2

Pair	Lane	#	Name	Nation	Age
14	I	120	SHOBE Ilsa	USA	LSA
	O	106	WILLIAMS Libby	USA	LA2
15	I	114	YDE Piper	USA	LA2
	O	124	CRUIKSHANK Blair	USA	LN4
16	I	126	QUINN Anna	USA	LSA
	O	108	PROSVIRNOVA Sofia	DEN	LSA
17	I	131	MYERS Greta	USA	LN1
	O	140	BROWNE McKenzie	USA	LSA
18	I	142	BOWE Brittany	USA	L35
	O	134	WARREN Sarah	USA	LSA
19	I	103	GOETZ Kimi	USA	LSA
	O	141	JACKSON Erin	USA	L30

B: 10/27/2023 p. 2 of 2



# USA Championships / AmCup #1 / COL Championships

## Pettit National Ice Center - Milwaukee (USA)

27 - 29 October 2023

**REVISED**

7:49 am, Oct 28, 2023

28 October 2023

### 500m Women #2

Pair	Lane	#	Name	Nation	Age
1	I	130	VARGAS Valentina	COL	LA1
	O	123	JOHNSON Barb	USA	L70
2	I	102	HAYES Avery	USA	LC2
	O	136	RODRIGUE-HASSELBACK Nathalie	USA	L50
3	I	112	D'CARD Finnley	USA	LC2
	O	101	HAN Audrey	USA	LB1
4	I	113	SHILL Vonna	USA	LC1
	O	116	LEE Kaitlyn	USA	LC2
5	I	104	WHITCOMB Keeley	USA	LB1
	O	110	STAVE Elise	USA	LB1
6	I	111	STAVE Elena	USA	LC1
	O	137	RADULOVIC Nastasja	USA	LA1
7	I	115	FORRER Evie	USA	LC2
	O	125	WILKINS Cherise	USA	L35
8	I	122	CHOI Leah	USA	LB1
	O	127	SIATAMA Karen	COL	LA1
9	I	109	TEEPLES Ella	USA	LC2
	O	118	TERPENING Sydney	USA	LN4
10	I	138	DAHLMANN Melissa	USA	L40
	O	143	GAKOVIC Natasa	USA	LA2
11	I	128	VARGAS RODRIGUEZ Isabella	COL	LB2
	O	107	SOLDAN Marley	USA	LB2
12	I	133	BROPHY MAGNUS Mary	USA	L50
	O	129	RODRIGUEZ Laura Michelle	COL	LA1
13	I	120	SHOBE Ilsa	USA	LSA
	O	106	WILLIAMS Libby	USA	LA2

*B. Itz* 10/28/2023 p. 1 of 2  
7:57 am

continued

## 500m Women #2

Pair	Lane	#	Name	Nation	Age
14	I	114	YDE Piper	USA	LA2
	O	124	CRUIKSHANK Blair	USA	LN4
15	I	126	QUINN Anna	USA	LSA
	O	108	PROSVIRNOVA Sofia	DEN	LSA
16	I	131	MYERS Greta	USA	LN1
	O	140	BROWNE McKenzie	USA	LSA
17	I	142	BOWE Brittany	USA	L35
	O	134	WARREN Sarah	USA	LSA
18	I	103	GOETZ Kimi	USA	LSA
	O	141	JACKSON Erin	USA	L30

*RB* 10/28/2023 p. 2 of 2  
7:57am



**2024 US CHAMPIONSHIPS, AMERICAN CUP 1,  
YOUTH OLYMPIC GAMES QUALIFIER**

**PETTIT NATIONAL ICE CENTER - MILWAUKEE (USA)**



USSPEEDSKATING

**RESULT 500m Women #2  
Saturday, 28 October 2023**

Rnk	Nr	Name	Country	Race	Lane	Time	Behind	Points
1	141	Erin JACKSON	USA	18	Out	<b>37.38</b>		
2	103	Kimi GOETZ	USA	18	In	<b>37.64</b>	+0.26	
3	142	Brittany BOWE	USA	17	In	<b>38.33</b>	+0.95	
4	134	Sarah WARREN	USA	17	Out	<b>38.51</b>	+1.13	
5	140	McKenzie BROWNE	USA	16	Out	<b>39.43</b>	+2.05	
6	131	Greta MYERS	USA	16	In	<b>39.68</b>	+2.30	
7	108	Sofia PROSVIRNOVA	DEN	15	Out	<b>39.72</b>	+2.34	
8	124	Blair CRUIKSHANK	USA	14	Out	<b>40.58</b>	+3.20	
9	114	Piper YDE	USA	14	In	<b>40.88</b>	+3.50	
10	126	Anna QUINN	USA	15	In	<b>41.00</b>	+3.62	
11	106	Libby WILLIAMS	USA	13	Out	<b>42.04</b>	+4.66	
12	129	Laura Michelle RODRIGUEZ	COL	12	Out	<b>42.28</b>	+4.90	
13	133	Mary BROPHY MAGNUS	USA	12	In	<b>43.02</b>	+5.64	
14	120	Ilsa SHOBE	USA	13	In	<b>43.09</b>	+5.71	
15	107	Marley SOLDAN	USA	11	Out	<b>43.11</b>	+5.73	
16	143	Natasa GAKOVIC	USA	10	Out	<b>43.51</b>	+6.13	
17	118	Sydney TERPENING	USA	9	Out	<b>43.77</b>	+6.39	
18	138	Melissa DAHLMANN	USA	10	In	<b>43.84</b>	+6.46	
19	128	Isabella VARGAS	COL	11	In	<b>43.89</b>	+6.51	
20	109	Ella TEEPLES	USA	9	In	<b>44.22</b>	+6.84	
21	137	Nastasja RADULOVIC	USA	6	Out	<b>44.53</b>	+7.15	
22	127	Karen SIATAMA	COL	8	Out	<b>44.82</b>	+7.44	
23	122	Leah CHOI	USA	8	In	<b>44.91(3)</b>	+7.53	
24	125	Cherise WILKINS	USA	7	Out	<b>44.91(6)</b>	+7.53	
25	110	Elise STAVE	USA	5	Out	<b>45.56</b>	+8.18	
26	111	Elena STAVE	USA	6	In	<b>46.09</b>	+8.71	
27	116	Kaitlyn LEE	USA	4	Out	<b>46.34</b>	+8.96	
28	115	Evie FORRER	USA	7	In	<b>46.45</b>	+9.07	
29	104	Keeley WHITCOMB	USA	5	In	<b>46.57</b>	+9.19	
30	101	Audrey HAN	USA	3	Out	<b>47.12</b>	+9.74	
31	102	Avery HAYES	USA	2	In	<b>47.97</b>	+10.59	
32	113	Vonna SHILL	USA	4	In	<b>48.27</b>	+10.89	
33	123	Barb JOHNSON	USA	1	Out	<b>49.05</b>	+11.67	
34	112	Finnley D'CARD	USA	3	In	<b>49.19</b>	+11.81	
35	136	Nathalie RODRIGUE-HASSELBACK	USA	2	Out	<b>1:03.29</b>	+25.91	
36	130	Valentina VARGAS	COL	1	In	<b>1:10.75</b>	+33.37	

Referee: Brian KRETSCHMANN (USA) / Starter: Matt VRAA (USA)

Conditions	Time	Air Temperature	Humidity	Ice Temperature
Start	09:00	15,8°C	28,3%	-7,7°C

*B. [Signature]* 10/28/2023  
p. 1 of 1



**2024 US CHAMPIONSHIPS, AMERICAN CUP 1,  
YOUTH OLYMPIC GAMES QUALIFIER**

**PETTIT NATIONAL ICE CENTER - MILWAUKEE (USA)**



USSPEEDSKATING

**LAP TIMES 500m Women #2  
Saturday, 28 October 2023**

Race	Inner Lane	Outer Lane
1	130. Valentina VARGAS - COL 100m <b>16.63</b> (16.6) 36 FINISH <b>1:10.75</b> (54.1) 36	123. Barb JOHNSON - USA 100m <b>13.15</b> (13.1) 34 FINISH <b>49.05</b> (35.9) 33
	102. Avery HAYES - USA 100m <b>13.08</b> (13.0) 32 FINISH <b>47.97</b> (34.9) 31	136. Nathalie RODRIGUE-HASSELBACK - USA 100m <b>13.03</b> (13.0) 30 FINISH <b>1:03.29</b> (50.2) 35
3	112. Finnley D'CARD - USA 100m <b>13.28</b> (13.2) 35 FINISH <b>49.19</b> (35.9) 34	101. Audrey HAN - USA 100m <b>13.03</b> (13.0) 30 FINISH <b>47.12</b> (34.0) 30
	113. Vonna SHILL - USA 100m <b>13.09</b> (13.0) 33 FINISH <b>48.27</b> (35.1) 32	116. Kaitlyn LEE - USA 100m <b>12.30</b> (12.3) 20 FINISH <b>46.34</b> (34.0) 27
5	104. Keeley WHITCOMB - USA 100m <b>12.52</b> (12.5) 24 FINISH <b>46.57</b> (34.0) 29	110. Elise STAVE - USA 100m <b>12.79</b> (12.7) 28 FINISH <b>45.56</b> (32.7) 25
	111. Elena STAVE - USA 100m <b>12.91</b> (12.9) 29 FINISH <b>46.09</b> (33.1) 26	137. Nastasja RADULOVIC - USA 100m <b>12.57</b> (12.5) 25 FINISH <b>44.53</b> (31.9) 21
7	115. Evie FORRER - USA 100m <b>12.77</b> (12.7) 27 FINISH <b>46.45</b> (33.6) 28	125. Cherise WILKINS - USA 100m <b>12.60</b> (12.6) 26 FINISH <b>44.91</b> (32.3) 23
	122. Leah CHOI - USA 100m <b>12.30</b> (12.3) 20 FINISH <b>44.91</b> (32.6) 23	127. Karen SIATAMA - COL 100m <b>12.25</b> (12.2) 19 FINISH <b>44.82</b> (32.5) 22
9	109. Ella TEEPLES - USA 100m <b>12.18</b> (12.1) 17 FINISH <b>44.22</b> (32.0) 20	118. Sydney TERPENING - USA 100m <b>12.19</b> (12.1) 18 FINISH <b>43.77</b> (31.5) 17
	138. Melissa DAHLMANN - USA 100m <b>12.46</b> (12.4) 23 FINISH <b>43.84</b> (31.3) 18	143. Natasa GAKOVIC - USA 100m <b>12.16</b> (12.1) 16 FINISH <b>43.51</b> (31.3) 16
11	128. Isabella VARGAS RODRIGUEZ - COL 100m <b>12.43</b> (12.4) 22 FINISH <b>43.89</b> (31.4) 19	107. Marley SOLDAN - USA 100m <b>11.75</b> (11.7) 13 FINISH <b>43.11</b> (31.3) 15
	133. Mary BROPHY MAGNUS - USA 100m <b>11.95</b> (11.9) 14 FINISH <b>43.02</b> (31.0) 13	129. Laura Michelle RODRIGUEZ - COL 100m <b>11.61</b> (11.6) 11 FINISH <b>42.28</b> (30.6) 12
13	120. Ilsa SHOBE - USA 100m <b>12.09</b> (12.0) 15 FINISH <b>43.09</b> (31.0) 14	106. Libby WILLIAMS - USA 100m <b>11.67</b> (11.6) 12 FINISH <b>42.04</b> (30.3) 11
	114. Piper YDE - USA 100m <b>11.48</b> (11.4) 9 FINISH <b>40.88</b> (29.4) 9	124. Blair CRUIKSHANK - USA 100m <b>11.10</b> (11.1) 7 FINISH <b>40.58</b> (29.5) 8
15	126. Anna QUINN - USA 100m <b>11.49</b> (11.4) 10 FINISH <b>41.00</b> (29.5) 10	108. Sofia PROSVIRNOVA - DEN 100m <b>11.30</b> (11.3) 8 FINISH <b>39.72</b> (28.4) 7
	131. Greta MYERS - USA 100m <b>11.00</b> (11.0) 6 FINISH <b>39.68</b> (28.6) 6	140. McKenzie BROWNE - USA 100m <b>10.92</b> (10.9) 5 FINISH <b>39.43</b> (28.5) 5



**2024 US CHAMPIONSHIPS, AMERICAN CUP 1,  
YOUTH OLYMPIC GAMES QUALIFIER**

**PETTIT NATIONAL ICE CENTER - MILWAUKEE (USA)**



USSPEEDSKATING

**LAP TIMES 500m Women #2  
Saturday, 28 October 2023**

Race	Inner Lane				Outer Lane			
<b>17</b>	142. Brittany BOWE - USA				134. Sarah WARREN - USA			
	100m	<b>10.77</b>	(10.7)	4	100m	<b>10.67</b>	(10.6)	3
	FINISH	<b>38.33</b>	(27.5)	3	FINISH	<b>38.51</b>	(27.8)	4
<b>18</b>	103. Kimi GOETZ - USA				141. Erin JACKSON - USA			
	100m	<b>10.58</b>	(10.5)	2	100m	<b>10.52</b>	(10.5)	1
	FINISH	<b>37.64</b>	(27.0)	2	FINISH	<b>37.38</b>	(26.9)	1

# USA Championships / AmCup #1 / COL Championships

## Pettit National Ice Center - Milwaukee (USA)

27 - 29 October 2023

### 500m Men #2

28 October 2023

Pair	Lane	#	Name	Nation	Age
1	I	204	ORD Chris	USA	M40
	O	242	SANDS Theron	USA	M60
2	I	202	ESTEVEZ Thomas	COL	MA2
	O	247	KRIETER Joshua	USA	M35
3	I	252	GATRELL Orion	USA	M35
	O	255	NEUMAN Miles	USA	MB1
4	I	222	WOODS Kaiden	USA	MA1
	O	214	DE GROOT Kyler	USA	MC2
5	I	243	TERWILLIGER Jeff	USA	M60
	O	230	QUINN Anson	USA	MB2
6	I	209	PALADINO Anthony	USA	MC2
	O	229	BOYD Tristan	USA	MA2
7	I	238	YANAGIHARA Mark	USA	M45
	O	211	ORD Gavin	USA	MB2
8	I	241	MECH Jerry	USA	MB2
	O	200	BOGEE Landon	USA	MC1
9	I	225	SCHLICHTING Henry	USA	MC2
	O	223	SONG Jeremy	USA	MC2
10	I	226	NAGEL Edward	USA	MB2
	O	207	OLIJNYK Ryan	USA	MA1
11	I	236	CARNEY Dan	USA	M55
	O	220	HART-GORMAN Samuel	USA	MA1
12	I	232	KOSEL Patrick	USA	MB2
	O	217	LOVE Andrew	USA	M50
13	I	249	CAMPO Andres	COL	MSA
	O	228	CHAMBERLAIN Sam	USA	MC2

 continued

## 500m Men #2

Pair	Lane	#	Name	Nation	Age
14	I	218	JENSEN Zachary	USA	MA2
	O	248	KEOVAN Keith	USA	MA2
15	I	210	MEACHAM Aiden	USA	MB2
	O	215	BEVERIDGE Nathaniel	USA	MSA
16	I	235	SALM Matthew	USA	MSA
	O	227	KITCHEL Liam	USA	MB1
17	I	254	BULLARD Brian	USA	MSA
	O	250	WEBER Max	USA	MB1
18	I	231	GROB Oliver	SUI	MSA
	O	219	HERMAN Auggie	USA	MN1
19	I	213	GEBAUER William	USA	MSA
	O	201	TINSON Sabien	USA	MN3
20	I	237	STOPPELMOOR Zach	USA	MSA
	O	203	WORLEY Tanner	USA	MSA
21	I	244	MCLEOD Cooper	USA	MN3
	O	246	KLEBA Austin	USA	MSA





2024 US CHAMPIONSHIPS, AMERICAN CUP 1,  
YOUTH OLYMPIC GAMES QUALIFIER

PETTIT NATIONAL ICE CENTER - MILWAUKEE (USA)



USSPEEDSKATING

RESULT 500m Men #2  
Saturday, 28 October 2023

Rnk	Nr	Name	Country	Race	Lane	Time	Behind	Points
1	244	Cooper MCLEOD	USA	21	In	<b>35.27(2)</b>		
2	237	Zach STOPPELMOOR	USA	20	In	<b>35.27(5)</b>		
3	246	Austin KLEBA	USA	21	Out	<b>35.50</b>	+0.23	
4	203	Tanner WORLEY	USA	20	Out	<b>35.92</b>	+0.65	
5	213	William GEBAUER	USA	19	In	<b>35.95</b>	+0.68	
6	201	Sabien TINSON	USA	19	Out	<b>36.23</b>	+0.96	
7	231	Oliver GROB	SUI	18	In	<b>36.56</b>	+1.29	
8	219	Auggie HERMAN	USA	18	Out	<b>37.34</b>	+2.07	
9	254	Brian BULLARD	USA	17	In	<b>38.16</b>	+2.89	
10	250	Max WEBER	USA	17	Out	<b>38.25</b>	+2.98	
11	235	Matthew SALM	USA	16	In	<b>38.87</b>	+3.60	
12	218	Zachary JENSEN	USA	14	In	<b>39.19</b>	+3.92	
13	210	Aiden MEACHAM	USA	15	In	<b>39.35</b>	+4.08	
14	227	Liam KITCHEL	USA	16	Out	<b>39.43</b>	+4.16	
15	249	Andres CAMPO	COL	13	In	<b>39.69</b>	+4.42	
16	248	Keith KEOVAN	USA	14	Out	<b>40.46</b>	+5.19	
17	228	Sam CHAMBERLAIN	USA	13	Out	<b>40.72</b>	+5.45	
18	223	Jeremy SONG	USA	9	Out	<b>40.75</b>	+5.48	
19	236	Dan CARNEY	USA	11	In	<b>41.00</b>	+5.73	
20	232	Patrick KOSEL	USA	12	In	<b>41.21</b>	+5.94	
21	226	Edward NAGEL	USA	10	In	<b>41.39</b>	+6.12	
22	241	Jerry MECH	USA	8	In	<b>41.54</b>	+6.27	
23	217	Andrew LOVE	USA	12	Out	<b>41.60(3)</b>	+6.33	
24	220	Samuel HART-GORMAN	USA	11	Out	<b>41.60(9)</b>	+6.33	
25	225	Henry SCHLICHTING	USA	9	In	<b>41.98</b>	+6.71	
26	207	Ryan OLIJNYK	USA	10	Out	<b>42.27</b>	+7.00	
27	238	Mark YANAGIHARA	USA	7	In	<b>42.48</b>	+7.21	
28	230	Anson QUINN	USA	5	Out	<b>42.51</b>	+7.24	
29	222	Kaiden WOODS	USA	4	In	<b>42.66</b>	+7.39	
30	229	Tristan BOYD	USA	6	Out	<b>42.92</b>	+7.65	
31	209	Anthony PALADINO	USA	6	In	<b>43.24</b>	+7.97	
32	211	Gavin ORD	USA	7	Out	<b>43.26</b>	+7.99	
33	243	Jeff TERWILLIGER	USA	5	In	<b>43.69</b>	+8.42	
34	200	Landon BOGEE	USA	8	Out	<b>43.85</b>	+8.58	
35	202	Thomas ESTEVEZ	COL	2	In	<b>44.23</b>	+8.96	
36	214	Kyler DE GROOT	USA	4	Out	<b>44.50</b>	+9.23	
37	252	Orion GATRELL	USA	3	In	<b>44.69</b>	+9.42	
38	255	Miles NEUMAN	USA	3	Out	<b>45.01</b>	+9.74	
39	247	Joshua KRIETER	USA	2	Out	<b>47.39</b>	+12.12	

ABJ





**2024 US CHAMPIONSHIPS, AMERICAN CUP 1,  
YOUTH OLYMPIC GAMES QUALIFIER**

**PETTIT NATIONAL ICE CENTER - MILWAUKEE (USA)**



USSPEEDSKATING

**RESULT 500m Men #2  
Saturday, 28 October 2023**

Rnk	Nr	Name	Country	Race	Lane	Time	Behind	Points
40	204	Chris ORD	USA	1	In	47.61	+12.34	
41	242	Theron SANDS	USA	1	Out	50.89	+15.62	
42	215	Nathaniel BEVERIDGE	USA	15	Out	1:03.32	+28.05	

Referee: Amy SANNES (USA) / Starter: Myron YENCHA (USA)

Conditions	Time	Air Temperature	Humidity	Ice Temperature
Start	09:00	15,8°C	28,3%	-7,7°C

*Amy Sannes*



**2024 US CHAMPIONSHIPS, AMERICAN CUP 1,  
YOUTH OLYMPIC GAMES QUALIFIER**

**PETTIT NATIONAL ICE CENTER - MILWAUKEE (USA)**



US SPEEDSKATING

**LAP TIMES 500m Men #2  
Saturday, 28 October 2023**

Race	Inner Lane	Outer Lane
1	204. Chris ORD - USA	242. Theron SANDS - USA
	100m <b>13.56</b> (13.5) 24	100m
	FINISH <b>47.61</b> (34.0) 39	FINISH <b>50.89</b> (50.8) 40
2	202. Thomas ESTEVEZ - COL	247. Joshua KRIETER - USA
	100m <b>12.45</b> (12.4) 21	100m <b>13.15</b> (13.1) 23
	FINISH <b>44.23</b> (31.5) 34	FINISH <b>47.39</b> (34.2) 38
3	252. Orion GATRELL - USA	255. Miles NEUMAN - USA
	100m <b>12.31</b> (12.3) 19	100m <b>12.24</b> (12.2) 18
	FINISH <b>44.69</b> (32.3) 36	FINISH <b>45.01</b> (32.7) 37
4	222. Kaiden WOODS - USA	214. Kyler DE GROOT - USA
	100m	100m
	FINISH <b>42.66</b> (42.6) 28	FINISH <b>44.50</b> (44.5) 35
5	243. Jeff TERWILLIGER - USA	230. Anson QUINN - USA
	100m <b>12.34</b> (12.3) 20	100m <b>11.94</b> (11.9) 16
	FINISH <b>43.69</b> (31.3) 32	FINISH <b>42.51</b> (40.5) 41
6	209. Anthony PALADINO - USA	229. Tristan BOYD - USA
	100m	100m
	FINISH <b>43.24</b> (43.2) 30	FINISH <b>42.92</b> (42.9) 29
7	238. Mark YANAGIHARA - USA	211. Gavin ORD - USA
	100m <b>11.87</b> (11.8) 14	100m <b>12.53</b> (12.5) 22
	FINISH <b>42.48</b> (30.6) 27	FINISH <b>43.26</b> (30.7) 31
8	241. Jerry MECH - USA	200. Landon BOGEE - USA
	100m <b>41.54</b> (41.5) 29	100m <b>12.18</b> (12.1) 17
	FINISH <b>41.54</b> (0.0) 22	FINISH <b>43.85</b> (31.6) 33
9	225. Henry SCHLICHTING - USA	223. Jeremy SONG - USA
	100m	100m
	FINISH <b>41.98</b> (41.9) 25	FINISH <b>40.75</b> (40.7) 18
10	226. Edward NAGEL - USA	207. Ryan OLIJNYK - USA
	100m <b>11.43</b> (11.4) 9	100m <b>1.19</b> (1.1) 1
	FINISH <b>41.39</b> (29.9) 21	FINISH <b>7:42.27</b> (41.0) 26
11	236. Dan CARNEY - USA	220. Samuel HART-GORMAN - USA
	100m <b>11.39</b> (11.3) 7	100m <b>11.88</b> (11.8) 15
	FINISH <b>41.00</b> (29.6) 19	FINISH <b>41.60</b> (29.7) 23
12	232. Patrick KOSEL - USA	217. Andrew LOVE - USA
	100m <b>11.64</b> (11.6) 13	100m
	FINISH <b>41.21</b> (29.5) 20	FINISH <b>41.60</b> (41.6) 23
13	249. Andres CAMPO - COL	228. Sam CHAMBERLAIN - USA
	100m <b>11.45</b> (11.4) 10	100m <b>40.72</b> (40.7) 28
	FINISH <b>39.69</b> (28.2) 15	FINISH <b>40.72</b> (0.0) 17
14	218. Zachary JENSEN - USA	248. Keith KEOVAN - USA
	100m <b>39.19</b> (39.1) 27	100m <b>11.63</b> (11.6) 12
	FINISH <b>39.19</b> (0.0) 12	FINISH <b>40.46</b> (28.8) 16
15	210. Aiden MEACHAM - USA	215. Nathaniel BEVERIDGE - USA
	100m <b>11.40</b> (11.4) 8	100m
	FINISH <b>39.35</b> (27.9) 13	FINISH <b>1:03.32</b> (1:03.3) 42



**2024 US CHAMPIONSHIPS, AMERICAN CUP 1,  
YOUTH OLYMPIC GAMES QUALIFIER**

**PETTIT NATIONAL ICE CENTER - MILWAUKEE (USA)**



US SPEEDSKATING

**LAP TIMES 500m Men #2  
Saturday, 28 October 2023**

Race	Inner Lane				Outer Lane			
<b>16</b>	235. Matthew SALM - USA				227. Liam KITCHEL - USA			
	100m				100m	<b>11.47</b>	(11.4)	11
	FINISH	<b>38.87</b>	(38.8)	11	FINISH	<b>39.43</b>	(27.9)	14
<b>17</b>	254. Brian BULLARD - USA				250. Max WEBER - USA			
	100m	<b>10.56</b>	(10.5)	5	100m	<b>10.78</b>	(10.7)	6
	FINISH	<b>38.16</b>	(27.5)	9	FINISH	<b>38.25</b>	(27.4)	10
<b>18</b>	231. Oliver GROB - SUI				219. Auggie HERMAN - USA			
	100m	<b>36.56</b>	(36.5)	26	100m			
	FINISH	<b>36.56</b>	(0.0)	7	FINISH	<b>37.34</b>	(37.3)	8
<b>19</b>	213. William GEBAUER - USA				201. Sabien TINSON - USA			
	100m				100m	<b>10.41</b>	(10.4)	4
	FINISH	<b>35.95</b>	(35.9)	5	FINISH	<b>36.23</b>	(25.8)	6
<b>20</b>	237. Zach STOPPELMOOR - USA				203. Tanner WORLEY - USA			
	100m	<b>35.27</b>	(35.2)	25	100m	<b>10.26</b>	(10.2)	2
	FINISH	<b>35.27</b>	(0.0)	1	FINISH	<b>35.92</b>	(25.6)	4
<b>21</b>	244. Cooper MCLEOD - USA				246. Austin KLEBA - USA			
	100m	<b>10.34</b>	(10.3)	3	100m			
	FINISH	<b>35.27</b>	(24.9)	1	FINISH	<b>35.50</b>	(35.5)	3

# USA Championships / AmCup #1 / COL Championships

## Pettit National Ice Center - Milwaukee (USA)

27 - 29 October 2023

### 3000m Women

28 October 2023

Pair	Lane	#	Name	Nation	Age
1	W	130	VARGAS Valentina	COL	LA1
	R	116	LEE Kaitlyn	USA	LC2
2	Y	101	HAN Audrey	USA	LB1
	B	123	JOHNSON Barb	USA	L70
3	W	136	RODRIGUE-HASSELBACK Nathalie	USA	L50
	R	104	WHITCOMB Keeley	USA	LB1
4	Y	115	FORRER Evie	USA	LC2
	B	113	SHILL Vonna	USA	LC1
5	W	112	D'CARD Finnley	USA	LC2
	R	110	STAVE Elise	USA	LB1
6	Y	125	WILKINS Cherise	USA	L35
	B	111	STAVE Elena	USA	LC1
7	W	106	WILLIAMS Libby	USA	LA2
	R	126	QUINN Anna	USA	LSA
8	Y	122	CHOI Leah	USA	LB1
	B	137	RADULOVIC Nastasja	USA	LA1
9	W	143	GAKOVIC Natasa	USA	LA2
	R	135	PAES Larissa	BRA	LSA
10	Y	109	TEEPLES Ella	USA	LC2
	B	129	RODRIGUEZ Laura Michelle	COL	LA1
11	I	117	LINDENSKOV Natascha	DEN	LA2
	O	114	YDE Piper	USA	LA2
12	I	107	SOLDAN Marley	USA	LB2
	O	121	SIMMONS Rebecca	USA	L35
13	I	131	MYERS Greta	USA	LN1
	O	139	BIRKELAND Giorgia	USA	LN3
14	I	100	KILBURG Mia	USA	L30
	O	119	MERCS Abigél	HUN	LN2

*B.H.* 10/27/2023 p. 1 of 1

# USA Championships / AmCup #1 / COL Championships

Pettit National Ice Center - Milwaukee (USA)

27 - 29 October 2023

**REVISED**

9:47 am, Oct 28, 2023

28 October 2023

## 3000m Women

Pair	Lane #	Name	Nation	Age
1	I	101 HAN Audrey	USA	LB1
	O			
2	W	136 RODRIGUE-HASSELBACK Nathalie	USA	L50
	R	116 LEE Kaitlyn		
3	Y	115 FORRER Evie	USA	LC2
	B	123 JOHNSON Barb		
4	W	112 D'CARD Finnley	USA	LC2
	R	104 WHITCOMB Keeley		
5	Y	125 WILKINS Cherise	USA	L35
	B	113 SHILL Vonna		
6	W	106 WILLIAMS Libby	USA	LA2
	R	110 STAVE Elise		
7	Y	122 CHOI Leah	USA	LB1
	B	111 STAVE Elena		
8	W	143 GAKOVIC Natasa	USA	LA2
	R	126 QUINN Anna		
9	Y	109 TEEPLES Ella	USA	LC2
	B	137 RADULOVIC Nastasja		
10	I	117 LINDENSKOV Natascha	DEN	LA2
	O	114 YDE Piper		
11	I	107 SOLDAN Marley	USA	LB2
	O	121 SIMMONS Rebecca		
12	I	131 MYERS Greta	USA	LN1
	O	139 BIRKELAND Giorgia		
13	I	100 KILBURG Mia	USA	L30
	O	119 MERCS Abigél		

*B. H. 10/28/2023 9:41am RL*  
*p. 1 of 1*



**2024 US CHAMPIONSHIPS, AMERICAN CUP 1,  
YOUTH OLYMPIC GAMES QUALIFIER**

**PETTIT NATIONAL ICE CENTER - MILWAUKEE (USA)**



USSPEEDSKATING

**RESULT 3000m Women  
Saturday, 28 October 2023**

Rnk	Nr	Name	Country	Race	Lane	Time	Behind	Points
1	100	Mia KILBURG	USA	13	In	<b>4:10.97</b>		
2	131	Greta MYERS	USA	12	In	<b>4:11.62</b>	+0.65	
3	139	Giorgia BIRKELAND	USA	12	Out	<b>4:20.12</b>	+9.15	
4	117	Natascha LINDENSKOV	DEN	10	In	<b>4:28.21</b>	+17.24	
5	114	Piper YDE	USA	10	Out	<b>4:31.31</b>	+20.34	
6	121	Rebecca SIMMONS	USA	11	Out	<b>4:31.95</b>	+20.98	
7	107	Marley SOLDAN	USA	11	In	<b>4:34.16</b>	+23.19	
8	126	Anna QUINN	USA	8	Out	<b>4:38.45</b>	+27.48	
9	109	Ella TEEPLES	USA	9	In	<b>4:41.01</b>	+30.04	
10	137	Nastasja RADULOVIC	USA	9	Out	<b>4:44.75</b>	+33.78	
11	122	Leah CHOI	USA	7	In	<b>4:49.17</b>	+38.20	
12	106	Libby WILLIAMS	USA	6	In	<b>4:50.00</b>	+39.03	
13	110	Elise STAVE	USA	6	Out	<b>4:53.19</b>	+42.22	
14	143	Natasa GAKOVIC	USA	8	In	<b>4:58.05</b>	+47.08	
15	115	Evie FORRER	USA	3	In	<b>5:05.77</b>	+54.80	
16	111	Elena STAVE	USA	7	Out	<b>5:06.99</b>	+56.02	
17	104	Keeley WHITCOMB	USA	4	Out	<b>5:12.85</b>	+1:01.88	
18	113	Vonna SHILL	USA	5	Out	<b>5:14.32</b>	+1:03.35	
19	125	Cherise WILKINS	USA	5	In	<b>5:22.86</b>	+1:11.89	
20	112	Finnley D'CARD	USA	4	In	<b>5:24.61</b>	+1:13.64	
21	123	Barb JOHNSON	USA	3	Out	<b>5:29.52</b>	+1:18.55	
22	101	Audrey HAN	USA	1	In	<b>5:33.75</b>	+1:22.78	
23	136	Nathalie RODRIGUE-HASSELBACK	USA	2	In	<b>5:34.63</b>	+1:23.66	
24	116	Kaitlyn LEE	USA	2	Out	<b>6:05.60</b>	+1:54.63	
	119	Abigél MERCS	HUN	13	Out	<b>DQ</b>		

Referee: Brian KRETSCHMANN (USA) / Starter: Matt VRAA (USA)

Conditions	Time	Air Temperature	Humidity	Ice Temperature
Start	09:00	15,8°C	28,3%	-7,7°C

*B. K* 10/28/2023  
p. 1 of 1



**2024 US CHAMPIONSHIPS, AMERICAN CUP 1,  
YOUTH OLYMPIC GAMES QUALIFIER**

**PETTIT NATIONAL ICE CENTER - MILWAUKEE (USA)**



US SPEEDSKATING

**LAP TIMES 3000m Women  
Saturday, 28 October 2023**

Race	Inner Lane			Outer Lane
<b>1</b>	<b>101. Audrey HAN - USA</b>			
	200m	<b>23.38</b>	(23.3)	14
	600m	<b>1:01.75</b>	(38.3)	17
	1000m	<b>1:42.76</b>	(41.0)	17
	1400m	<b>2:26.09</b>	(43.3)	18
	1800m	<b>3:11.76</b>	(45.6)	21
	2200m	<b>3:58.42</b>	(46.6)	21
	2600m	<b>4:46.63</b>	(48.2)	22
	FINISH	<b>5:33.75</b>	(47.1)	22
<b>2</b>	<b>136. Nathalie RODRIGUE-HASSELBACK - USA</b>			
	200m	<b>24.44</b>	(24.4)	20
	600m	<b>1:03.35</b>	(38.9)	20
	1000m	<b>1:44.98</b>	(41.6)	20
	1400m	<b>2:29.00</b>	(44.0)	22
	1800m	<b>3:14.26</b>	(45.2)	22
	2200m	<b>4:01.06</b>	(46.8)	23
	2600m	<b>4:48.14</b>	(47.0)	23
	FINISH	<b>5:34.63</b>	(46.5)	23
	<b>116. Kaitlyn LEE - USA</b>			
	200m	<b>25.31</b>	(25.3)	23
	600m	<b>1:06.06</b>	(40.7)	23
	1000m	<b>1:49.43</b>	(43.3)	24
	1400m	<b>2:37.73</b>	(48.3)	24
	1800m	<b>3:28.15</b>	(50.4)	24
	2200m	<b>4:20.41</b>	(52.2)	24
	2600m	<b>5:12.57</b>	(52.1)	24
	FINISH	<b>6:05.60</b>	(53.0)	24
<b>3</b>	<b>115. Evie FORRER - USA</b>			
	200m	<b>23.57</b>	(23.5)	18
	600m	<b>1:03.19</b>	(39.6)	19
	1000m	<b>1:44.04</b>	(40.8)	19
	1400m	<b>2:24.73</b>	(40.6)	17
	1800m	<b>3:05.21</b>	(40.4)	17
	2200m	<b>3:46.00</b>	(40.7)	16
	2600m	<b>4:27.00</b>	(40.9)	16
	FINISH	<b>5:05.77</b>	(38.7)	15
	<b>123. Barb JOHNSON - USA</b>			
	200m	<b>25.38</b>	(25.3)	24
	600m	<b>1:06.13</b>	(40.7)	24
	1000m	<b>1:48.17</b>	(42.0)	23
	1400m	<b>2:31.54</b>	(43.3)	23
	1800m	<b>3:15.03</b>	(43.4)	23
	2200m	<b>4:00.09</b>	(45.0)	22
	2600m	<b>4:45.19</b>	(45.1)	21
	FINISH	<b>5:29.52</b>	(44.3)	21
<b>4</b>	<b>112. Finnley D'CARD - USA</b>			
	200m	<b>24.79</b>	(24.7)	21
	600m	<b>1:04.75</b>	(39.9)	21
	1000m	<b>1:45.55</b>	(40.8)	21
	1400m	<b>2:27.34</b>	(41.7)	20
	1800m	<b>3:10.51</b>	(43.1)	20
	2200m	<b>3:54.85</b>	(44.3)	20
	2600m	<b>4:40.57</b>	(45.7)	20
	FINISH	<b>5:24.61</b>	(44.0)	20
	<b>104. Keeley WHITCOMB - USA</b>			
	200m	<b>25.07</b>	(25.0)	22
	600m	<b>1:05.62</b>	(40.5)	22
	1000m	<b>1:46.87</b>	(41.2)	22
	1400m	<b>2:28.29</b>	(41.4)	21
	1800m	<b>3:09.63</b>	(41.3)	18
	2200m	<b>3:51.47</b>	(41.8)	18
	2600m	<b>4:32.56</b>	(41.0)	18
	FINISH	<b>5:12.85</b>	(40.3)	17
<b>5</b>	<b>125. Cherise WILKINS - USA</b>			
	200m	<b>24.17</b>	(24.1)	19
	600m	<b>1:02.31</b>	(38.1)	18
	1000m	<b>1:43.35</b>	(41.0)	18
	1400m	<b>2:26.24</b>	(42.8)	19
	1800m	<b>3:09.97</b>	(43.7)	19
	2200m	<b>3:53.71</b>	(43.7)	19
	2600m	<b>4:37.92</b>	(44.2)	19
	FINISH	<b>5:22.86</b>	(44.9)	19
	<b>113. Vonna SHILL - USA</b>			
	200m	<b>23.54</b>	(23.5)	17
	600m	<b>1:00.84</b>	(37.3)	16
	1000m	<b>1:40.37</b>	(39.5)	16
	1400m	<b>2:21.66</b>	(41.2)	16
	1800m	<b>3:03.69</b>	(42.0)	16
	2200m	<b>3:46.72</b>	(43.0)	17
	2600m	<b>4:30.68</b>	(43.9)	17
	FINISH	<b>5:14.32</b>	(43.6)	18



**2024 US CHAMPIONSHIPS, AMERICAN CUP 1,  
YOUTH OLYMPIC GAMES QUALIFIER**

**PETTIT NATIONAL ICE CENTER - MILWAUKEE (USA)**



US SPEEDSKATING

**LAP TIMES 3000m Women  
Saturday, 28 October 2023**

Race	Inner Lane			Outer Lane		
<b>6</b>	106. Libby WILLIAMS - USA			110. Elise STAVE - USA		
	200m	<b>23.25</b>	(23.2)	12	200m	<b>23.49</b> (23.4) 15
	600m	<b>1:00.53</b>	(37.2)	15	600m	<b>58.84</b> (35.3) 13
	1000m	<b>1:37.28</b>	(36.7)	14	1000m	<b>1:35.94</b> (37.1) 12
	1400m	<b>2:14.21</b>	(36.9)	14	1400m	<b>2:13.80</b> (37.8) 12
	1800m	<b>2:52.12</b>	(37.9)	11	1800m	<b>2:52.98</b> (39.1) 14
	2200m	<b>3:30.83</b>	(38.7)	11	2200m	<b>3:32.67</b> (39.6) 13
	2600m	<b>4:10.19</b>	(39.3)	11	2600m	<b>4:12.72</b> (40.0) 13
	FINISH	<b>4:50.00</b>	(39.8)	12	FINISH	<b>4:53.19</b> (40.5) 13
<b>7</b>	122. Leah CHOI - USA			111. Elena STAVE - USA		
	200m	<b>22.65</b>	(22.6)	10	200m	<b>23.53</b> (23.5) 16
	600m	<b>58.46</b>	(35.8)	10	600m	<b>59.76</b> (36.2) 14
	1000m	<b>1:35.38</b>	(36.9)	11	1000m	<b>1:38.60</b> (38.8) 15
	1400m	<b>2:14.11</b>	(38.7)	13	1400m	<b>2:19.32</b> (40.7) 15
	1800m	<b>2:52.63</b>	(38.5)	13	1800m	<b>3:01.21</b> (41.8) 15
	2200m	<b>3:31.63</b>	(38.9)	12	2200m	<b>3:43.48</b> (42.2) 15
	2600m	<b>4:10.82</b>	(39.1)	12	2600m	<b>4:25.56</b> (42.0) 15
	FINISH	<b>4:49.17</b>	(38.3)	11	FINISH	<b>5:06.99</b> (41.4) 16
<b>8</b>	143. Natasa GAKOVIC - USA			126. Anna QUINN - USA		
	200m	<b>22.92</b>	(22.9)	11	200m	<b>23.36</b> (23.3) 13
	600m	<b>58.76</b>	(35.8)	12	600m	<b>57.96</b> (34.5) 9
	1000m	<b>1:35.14</b>	(36.3)	10	1000m	<b>1:33.03</b> (35.0) 8
	1400m	<b>2:12.81</b>	(37.6)	10	1400m	<b>2:08.93</b> (35.8) 8
	1800m	<b>2:52.40</b>	(39.5)	12	1800m	<b>2:45.32</b> (36.3) 8
	2200m	<b>3:34.50</b>	(42.1)	14	2200m	<b>3:22.07</b> (36.7) 8
	2600m	<b>4:16.43</b>	(41.9)	14	2600m	<b>3:59.99</b> (37.9) 8
	FINISH	<b>4:58.05</b>	(41.6)	14	FINISH	<b>4:38.45</b> (38.4) 8
<b>9</b>	109. Ella TEEPLES - USA			137. Nastasja RADULOVIC - USA		
	200m	<b>22.26</b>	(22.2)	7	200m	<b>22.64</b> (22.6) 9
	600m	<b>57.25</b>	(34.9)	8	600m	<b>58.54</b> (35.9) 11
	1000m	<b>1:33.26</b>	(36.0)	9	1000m	<b>1:36.00</b> (37.4) 13
	1400m	<b>2:09.95</b>	(36.6)	9	1400m	<b>2:13.16</b> (37.1) 11
	1800m	<b>2:47.12</b>	(37.1)	9	1800m	<b>2:50.97</b> (37.8) 10
	2200m	<b>3:25.20</b>	(38.0)	9	2200m	<b>3:29.05</b> (38.0) 10
	2600m	<b>4:03.54</b>	(38.3)	9	2600m	<b>4:06.85</b> (37.8) 10
	FINISH	<b>4:41.01</b>	(37.4)	9	FINISH	<b>4:44.75</b> (37.9) 10
<b>10</b>	117. Natascha LINDENSKOV - DEN			114. Piper YDE - USA		
	200m	<b>22.27</b>	(22.2)	8	200m	<b>21.45</b> (21.4) 4
	600m	<b>55.56</b>	(33.2)	7	600m	<b>55.17</b> (33.7) 5
	1000m	<b>1:29.25</b>	(33.6)	4	1000m	<b>1:30.01</b> (34.8) 7
	1400m	<b>2:03.89</b>	(34.6)	4	1400m	<b>2:05.53</b> (35.5) 7
	1800m	<b>2:39.03</b>	(35.1)	4	1800m	<b>2:41.37</b> (35.8) 6
	2200m	<b>3:15.02</b>	(35.9)	4	2200m	<b>3:18.20</b> (36.8) 6
	2600m	<b>3:51.38</b>	(36.3)	4	2600m	<b>3:55.02</b> (36.8) 6
	FINISH	<b>4:28.21</b>	(36.8)	4	FINISH	<b>4:31.31</b> (36.3) 5





**2024 US CHAMPIONSHIPS, AMERICAN CUP 1,  
YOUTH OLYMPIC GAMES QUALIFIER**

**PETTIT NATIONAL ICE CENTER - MILWAUKEE (USA)**



USSPEEDSKATING

**LAP TIMES 3000m Women  
Saturday, 28 October 2023**

Race	Inner Lane			Outer Lane			
<b>11</b>	107. Marley SOLDAN - USA			121. Rebecca SIMMONS - USA			
	200m	<b>21.57</b>	(21.5)	5	200m	<b>22.14</b>	(22.1) 6
	600m	<b>55.02</b>	(33.4)	4	600m	<b>55.52</b>	(33.3) 6
	1000m	<b>1:29.27</b>	(34.2)	5	1000m	<b>1:29.30</b>	(33.7) 6
	1400m	<b>2:05.12</b>	(35.8)	6	1400m	<b>2:03.98</b>	(34.6) 5
	1800m	<b>2:41.83</b>	(36.7)	7	1800m	<b>2:39.68</b>	(35.7) 5
	2200m	<b>3:19.04</b>	(37.2)	7	2200m	<b>3:16.19</b>	(36.5) 5
	2600m	<b>3:56.36</b>	(37.3)	7	2600m	<b>3:53.70</b>	(37.5) 5
	FINISH	<b>4:34.16</b>	(37.8)	7	FINISH	<b>4:31.95</b>	(38.2) 6
<b>12</b>	131. Greta MYERS - USA			139. Giorgia BIRKELAND - USA			
	200m	<b>20.53</b>	(20.5)	1	200m	<b>21.37</b>	(21.3) 3
	600m	<b>51.98</b>	(31.4)	1	600m	<b>53.64</b>	(32.2) 3
	1000m	<b>1:24.03</b>	(32.0)	1	1000m	<b>1:26.50</b>	(32.8) 3
	1400m	<b>1:56.48</b>	(32.4)	1	1400m	<b>2:00.47</b>	(33.9) 3
	1800m	<b>2:29.14</b>	(32.6)	1	1800m	<b>2:35.05</b>	(34.5) 3
	2200m	<b>3:02.29</b>	(33.1)	1	2200m	<b>3:09.77</b>	(34.7) 3
	2600m	<b>3:36.37</b>	(34.0)	1	2600m	<b>3:45.09</b>	(35.3) 3
	FINISH	<b>4:11.62</b>	(35.2)	2	FINISH	<b>4:20.12</b>	(35.0) 3
<b>13</b>	100. Mia KILBURG - USA			119. Abigél MERCS - HUN			
	200m	<b>20.68</b>	(20.6)	2	200m		
	600m	<b>53.07</b>	(32.3)	2	600m		
	1000m	<b>1:25.80</b>	(32.7)	2	1000m		
	1400m	<b>1:58.51</b>	(32.7)	2	1400m		
	1800m	<b>2:30.94</b>	(32.4)	2	1800m		
	2200m	<b>3:03.88</b>	(32.9)	2	2200m		
	2600m	<b>3:36.99</b>	(33.1)	2	2600m		
	FINISH	<b>4:10.97</b>	(33.9)	1	FINISH	<b>DQ</b>	

# USA Championships / AmCup #1 / COL Championships

## Pettit National Ice Center - Milwaukee (USA)

27 - 29 October 2023

### 5000m Men

28 October 2023

Pair	Lane	#	Name	Nation	Age
1	I	228	CHAMBERLAIN Sam	USA	MC2
	O	252	GATRELL Orion	USA	M35
2	W	242	SANDS Theron	USA	M60
	R	200	BOGEE Landon	USA	MC1
3	Y	223	SONG Jeremy	USA	MC2
	B	226	NAGEL Edward	USA	MB2
4	W	250	WEBER Max	USA	MB1
	R	222	WOODS Kaiden	USA	MA1
5	Y	230	QUINN Anson	USA	MB2
	B	225	SCHLICHTING Henry	USA	MC2
6	W	232	KOSEL Patrick	USA	MB2
	R	211	ORD Gavin	USA	MB2
7	Y	241	MECH Jerry	USA	MB2
	B	229	BOYD Tristan	USA	MA2
8	W	243	TERWILLIGER Jeff	USA	M60
	R	218	JENSEN Zachary	USA	MA2
9	Y	207	OLIJNYK Ryan	USA	MA1
	B	220	HART-GORMAN Samuel	USA	MA1
10	W	253	TATELLI Carl	USA	MA2
	R	210	MEACHAM Aiden	USA	MB2
11	Y	227	KITCHEL Liam	USA	MB1
	B	245	LOPES MORAES Éder	BRA	M35
12	W	208	SILK William	USA	MA1
	R	240	FITZGERALD Thomas	USA	MN3
13	Y	219	HERMAN Auggie	USA	MN1
	B	205	WHYTE Josh	NZL	MSA
14	I	224	DUNFEE Kelin	USA	M30
	O	212	WOODBURY Dylan	USA	MA2

 continued

## 5000m Men

Pair	Lane	#	Name	Nation	Age
15	I	216	THORUP Viktor Hald	DEN	MSA
	O	233	TOBON Jonathan	USA	MN1
16	I	206	LEHMAN Emery	USA	MSA
	O	251	DAWSON Casey	USA	MN4
17	I	256	STOLZ Jordan	USA	MN1
	O	221	CEPURAN Ethan	USA	MSA



# USA Championships / AmCup #1 / COL Championships

## Pettit National Ice Center - Milwaukee (USA)

27 - 29 October 2023

5000m Men

Revised

28 October 2023

Pair	Lane	#	Name	Nation	Age
1	I				
	O	252	GATRELL Orion	USA	M35
2	W	228	CHAMBERLAIN Sam	USA	MC2
	R	200	BOGEE Landon	USA	MC1
3	Y	242	SANDS Theron	USA	M60
	B	226	NAGEL Edward	USA	MB2
4	W	223	SONG Jeremy	USA	MC2
	R	222	WOODS Kaiden	USA	MA1
5	Y	250	WEBER Max	USA	MB1
	B	225	SCHLICHTING Henry	USA	MC2
6	W	230	QUINN Anson	USA	MB2
	R	211	ORD Gavin	USA	MB2
7	Y	232	KOSEL Patrick	USA	MB2
	B	229	BOYD Tristan	USA	MA2
8	W	241	MECH Jerry	USA	MB2
	R	218	JENSEN Zachary	USA	MA2
9	Y	207	OLIJNYK Ryan	USA	MA1
	B	220	HART-GORMAN Samuel	USA	MA1
10	W	253	TATELLI Carl	USA	MA2
	R	210	MEACHAM Aiden	USA	MB2
11	Y	227	KITCHEL Liam	USA	MB1
	B	245	LOPES MORAES Éder	BRA	M35
12	W	208	SILK William	USA	MA1
	R	240	FITZGERALD Thomas	USA	MN3
13	Y	219	HERMAN Auggie	USA	MN1
	B	205	WHYTE Josh	NZL	MSA
14	I	224	DUNFEE Kelin	USA	M30
	O	212	WOODBURY Dylan	USA	MA2

continued

## 5000m Men

Pair	Lane	#	Name	Nation	Age
15	I	216	THORUP Viktor Hald	DEN	MSA
	O	233	TOBON Jonathan	USA	MN1
16	I	206	LEHMAN Emery	USA	MSA
	O	251	DAWSON Casey	USA	MN4
17	I	256	STOLZ Jordan	USA	MN1
	O	221	CEPURAN Ethan	USA	MSA





## 2024 US CHAMPIONSHIPS, AMERICAN CUP 1, YOUTH OLYMPIC GAMES QUALIFIER

**PETTIT NATIONAL ICE CENTER - MILWAUKEE (USA)**



USSPEEDSKATING

### RESULT 5000m Men Saturday, 28 October 2023

Rnk	Nr	Name	Country	Race	Lane	Time	Behind	Points
1	251	Casey DAWSON	USA	10	Out	<b>6:17.10</b>		
2	256	Jordan STOLZ	USA	11	In	<b>6:20.76</b>	+3.66	
3	216	Viktor Hald THORUP	DEN	9	In	<b>6:25.35</b>	+8.25	
4	221	Ethan CEPURAN	USA	11	Out	<b>6:27.98</b>	+10.88	
5	206	Emery LEHMAN	USA	10	In	<b>6:32.85</b>	+15.75	
6	233	Jonathan TOBON	USA	9	Out	<b>6:39.90</b>	+22.80	
7	224	Kelin DUNFEE	USA	8	In	<b>6:42.08</b>	+24.98	
8	240	Thomas FITZGERALD	USA	7	Out	<b>6:47.51</b>	+30.41	
9	208	William SILK	USA	7	In	<b>6:48.21</b>	+31.11	
10	205	Josh WHYTE	NZL	7	Out	<b>6:48.77</b>	+31.67	
11	219	Auggie HERMAN	USA	7	In	<b>6:48.85</b>	+31.75	
12	212	Dylan WOODBURY	USA	8	Out	<b>6:54.59</b>	+37.49	
13	253	Carl TATELLI	USA	6	In	<b>6:56.02</b>	+38.92	
14	227	Liam KITCHEL	USA	6	In	<b>7:05.51</b>	+48.41	
15	245	Éder LOPES MORAES	BRA	6	Out	<b>7:05.68</b>	+48.58	
16	220	Samuel HART-GORMAN	USA	5	Out	<b>7:12.95</b>	+55.85	
17	210	Aiden MEACHAM	USA	6	Out	<b>7:20.11</b>	+1:03.01	
18	207	Ryan OLIJNYK	USA	5	In	<b>7:47.51</b>	+1:30.41	
19	250	Max WEBER	USA	3	In	<b>7:51.84</b>	+1:34.74	
20	211	Gavin ORD	USA	4	Out	<b>8:04.72</b>	+1:47.62	
21	232	Patrick KOSEL	USA	4	In	<b>8:14.02</b>	+1:56.92	
22	225	Henry SCHLICHTING	USA	3	Out	<b>8:14.66</b>	+1:57.56	
23	229	Tristan BOYD	USA	4	Out	<b>8:17.06</b>	+1:59.96	
24	218	Zachary JENSEN	USA	5	Out	<b>8:17.19</b>	+2:00.09	
25	228	Sam CHAMBERLAIN	USA	2	In	<b>8:23.68</b>	+2:06.58	
26	222	Kaiden WOODS	USA	3	Out	<b>8:27.26</b>	+2:10.16	
27	230	Anson QUINN	USA	4	In	<b>8:27.49</b>	+2:10.39	
28	226	Edward NAGEL	USA	2	Out	<b>8:48.31</b>	+2:31.21	
29	200	Landon BOGEE	USA	2	Out	<b>8:56.30</b>	+2:39.20	
30	241	Jerry MECH	USA	5	In	<b>9:07.14</b>	+2:50.04	
31	223	Jeremy SONG	USA	3	In	<b>9:12.27</b>	+2:55.17	
32	252	Orion GATRELL	USA	1	Out	<b>10:01.55</b>	+3:44.45	
	242	Theron SANDS	USA	2	In	<b>DQ</b>		

Referee: Amy SANNES (USA) / Starter: Myron YENCHA (USA)

Conditions	Time	Air Temperature	Humidity	Ice Temperature
Start	09:00	15,8°C	28,3%	-7,7°C



**2024 US CHAMPIONSHIPS, AMERICAN CUP 1,  
YOUTH OLYMPIC GAMES QUALIFIER**



**PETTIT NATIONAL ICE CENTER - MILWAUKEE (USA)**

US SPEEDSKATING

**LAP TIMES 5000m Men  
Saturday, 28 October 2023**

**Race** Inner Lane

Outer Lane

**1**

252. Orion GATRELL - USA

200m	<b>27.62</b>	(27.6)	32
600m	<b>1:09.97</b>	(42.3)	32
1000m	<b>1:52.88</b>	(42.9)	32
1400m	<b>2:37.34</b>	(44.4)	32
1800m	<b>3:22.74</b>	(45.3)	32
2200m	<b>4:08.95</b>	(46.2)	32
2600m	<b>4:56.13</b>	(47.1)	31
3000m	<b>5:45.26</b>	(49.1)	32
3400m	<b>6:35.60</b>	(50.3)	32
3800m	<b>7:26.31</b>	(50.7)	31
4200m	<b>8:17.53</b>	(51.2)	32
4600m	<b>9:10.11</b>	(52.5)	32
FINISH	<b>10:01.55</b>	(51.4)	31

**2** 228. Sam CHAMBERLAIN - USA

200m	<b>23.75</b>	(23.7)	29
600m	<b>1:01.31</b>	(37.5)	28
1000m	<b>1:40.04</b>	(38.7)	28
1400m	<b>2:20.29</b>	(40.2)	28
1800m	<b>3:01.44</b>	(41.1)	28
2200m	<b>3:42.75</b>	(41.3)	27
2600m	<b>4:23.66</b>	(40.9)	26
3000m	<b>5:04.81</b>	(41.1)	28
3400m	<b>5:45.89</b>	(41.0)	28
3800m	<b>6:26.89</b>	(40.9)	26
4200m	<b>7:05.61</b>	(38.7)	25
4600m	<b>7:44.92</b>	(39.3)	24
FINISH	<b>8:23.68</b>	(38.9)	23

200. Landon BOGEE - USA

200m	<b>26.07</b>	(26.0)	31
600m	<b>1:05.82</b>	(39.7)	31
1000m	<b>1:46.86</b>	(41.0)	30
1400m	<b>2:28.19</b>	(41.3)	29
1800m	<b>3:10.31</b>	(42.1)	30
2200m	<b>3:52.72</b>	(42.4)	28
2600m	<b>4:36.01</b>	(43.2)	29
3000m	<b>5:19.26</b>	(43.2)	29
3400m	<b>5:56.01</b>	(36.7)	29
3800m	<b>6:47.49</b>	(51.4)	28
4200m	<b>7:32.38</b>	(44.8)	29
4600m	<b>8:16.58</b>	(44.2)	29
FINISH	<b>8:56.30</b>	(39.7)	28

**2** 242. Theron SANDS - USA

200m			
600m			
1000m			
1400m			
1800m			
2200m			
2600m			
3000m			
3400m			
3800m			
4200m			
4600m			
FINISH	<b>DQ</b>		

226. Edward NAGEL - USA

200m	<b>23.70</b>	(23.7)	28
600m	<b>1:04.22</b>	(40.5)	29
1000m	<b>1:46.49</b>	(42.2)	29
1400m	<b>2:29.61</b>	(43.1)	31
1800m	<b>3:11.70</b>	(42.0)	31
2200m	<b>3:54.27</b>	(42.5)	30
2600m	<b>4:37.83</b>	(43.5)	30
3000m	<b>5:20.84</b>	(43.0)	31
3400m	<b>6:04.32</b>	(43.4)	30
3800m	<b>6:46.65</b>	(42.3)	27
4200m	<b>7:28.58</b>	(41.9)	27
4600m	<b>8:09.65</b>	(41.0)	27
FINISH	<b>8:48.31</b>	(38.6)	27



**2024 US CHAMPIONSHIPS, AMERICAN CUP 1,  
YOUTH OLYMPIC GAMES QUALIFIER**

**PETTIT NATIONAL ICE CENTER - MILWAUKEE (USA)**



US SPEEDSKATING

**LAP TIMES 5000m Men  
Saturday, 28 October 2023**

Race	Inner Lane			Outer Lane				
<b>3</b>	<b>223. Jeremy SONG - USA</b>			<b>222. Kaiden WOODS - USA</b>				
	200m	<b>22.91</b>	(22.9)	25	200m	<b>23.37</b>	(23.3)	27
	600m	<b>59.14</b>	(36.2)	24	600m	<b>59.84</b>	(36.4)	26
	1000m	<b>1:35.57</b>	(36.4)	23	1000m	<b>1:36.37</b>	(36.5)	24
	1400m	<b>2:14.80</b>	(39.2)	26	1400m	<b>2:14.29</b>	(37.9)	23
	1800m	<b>2:54.79</b>	(39.9)	27	1800m	<b>2:54.25</b>	(39.9)	26
	2200m	<b>3:36.01</b>	(41.2)	26	2200m	<b>3:35.14</b>	(40.8)	25
	2600m	<b>4:17.95</b>	(41.9)	25	2600m	<b>4:16.53</b>	(41.4)	27
	3000m	<b>5:01.42</b>	(43.4)	27	3000m	<b>4:58.38</b>	(41.8)	26
	3400m	<b>5:47.65</b>	(46.2)	20	3400m	<b>5:42.00</b>	(43.6)	27
3800m	<b>6:36.03</b>	(48.3)	32	3800m	<b>6:23.66</b>	(41.6)	25	
4200m	<b>7:30.06</b>	(54.0)	28	4200m	<b>7:05.95</b>	(42.2)	26	
4600m	<b>8:22.85</b>	(52.7)	30	4600m	<b>7:48.42</b>	(42.4)	26	
FINISH	<b>9:12.27</b>	(49.4)	30	FINISH	<b>8:27.26</b>	(38.8)	24	
<b>3</b>	<b>250. Max WEBER - USA</b>			<b>225. Henry SCHLICHTING - USA</b>				
	200m	<b>22.38</b>	(22.3)	21	200m	<b>22.51</b>	(22.5)	22
	600m	<b>57.09</b>	(34.7)	20	600m	<b>58.15</b>	(35.5)	21
	1000m	<b>1:32.14</b>	(35.0)	19	1000m	<b>1:35.13</b>	(37.0)	22
	1400m	<b>2:07.33</b>	(35.1)	18	1400m	<b>2:13.17</b>	(38.0)	21
	1800m	<b>2:42.73</b>	(35.4)	18	1800m	<b>2:51.94</b>	(38.7)	21
	2200m	<b>3:18.15</b>	(35.4)	18	2200m	<b>3:31.32</b>	(39.3)	31
	2600m	<b>3:54.48</b>	(36.3)	10	2600m	<b>6:12.70</b>	(39.5)	32
	3000m	<b>4:31.02</b>	(36.5)	6	3000m	<b>4:51.01</b>	(40.1)	23
	3400m	<b>5:08.43</b>	(37.4)	18	3400m	<b>5:31.34</b>	(40.3)	24
3800m	<b>5:46.95</b>	(38.5)	29	3800m	<b>6:12.70</b>	(41.3)	22	
4200m	<b>6:27.36</b>	(40.4)	31	4200m	<b>6:53.75</b>	(41.0)	22	
4600m	<b>7:09.48</b>	(42.1)	28	4600m	<b>7:34.24</b>	(40.4)	22	
FINISH	<b>7:51.84</b>	(42.3)	24	FINISH	<b>8:14.66</b>	(40.4)	20	
<b>4</b>	<b>230. Anson QUINN - USA</b>			<b>211. Gavin ORD - USA</b>				
	200m	<b>22.53</b>	(22.5)	22	200m	<b>23.07</b>	(23.0)	26
	600m	<b>58.92</b>	(36.3)	23	600m	<b>1:00.10</b>	(37.0)	27
	1000m	<b>1:36.43</b>	(37.5)	25	1000m	<b>1:36.83</b>	(36.7)	26
	1400m	<b>2:14.70</b>	(38.2)	25	1400m	<b>2:14.39</b>	(37.5)	24
	1800m	<b>2:53.09</b>	(38.3)	24	1800m	<b>2:52.45</b>	(38.0)	22
	2200m	<b>3:32.91</b>	(39.8)	24	2200m	<b>3:30.53</b>	(38.0)	21
	2600m	<b>4:13.83</b>	(40.9)	24	2600m	<b>4:09.77</b>	(39.2)	22
	3000m	<b>4:55.14</b>	(41.3)	25	3000m	<b>4:48.86</b>	(39.0)	22
	3400m	<b>5:37.40</b>	(42.2)	26	3400m	<b>5:28.07</b>	(39.2)	22
3800m	<b>6:20.48</b>	(43.0)	24	3800m	<b>6:07.75</b>	(39.6)	19	
4200m	<b>7:03.90</b>	(43.4)	24	4200m	<b>6:47.59</b>	(39.8)	19	
4600m	<b>7:46.37</b>	(42.4)	25	4600m	<b>7:26.15</b>	(38.5)	19	
FINISH	<b>8:27.49</b>	(41.1)	26	FINISH	<b>8:04.72</b>	(38.5)		





**2024 US CHAMPIONSHIPS, AMERICAN CUP 1,  
YOUTH OLYMPIC GAMES QUALIFIER**

**PETTIT NATIONAL ICE CENTER - MILWAUKEE (USA)**



USSPEEDSKATING

**LAP TIMES 5000m Men  
Saturday, 28 October 2023**

Race	Inner Lane			Outer Lane				
<b>4</b>	<b>232. Patrick KOSEL - USA</b>			<b>229. Tristan BOYD - USA</b>				
	200m	<b>22.72</b>	(22.7)	24	200m	<b>22.09</b>	(22.0)	18
	600m	<b>58.55</b>	(35.8)	22	600m	<b>56.76</b>	(34.6)	19
	1000m	<b>1:35.10</b>	(36.5)	21	1000m	<b>1:32.58</b>	(35.8)	20
	1400m	<b>2:13.58</b>	(38.4)	22	1400m	<b>2:10.15</b>	(37.5)	20
	1800m	<b>2:52.88</b>	(39.2)	23	1800m	<b>2:48.29</b>	(38.1)	20
	2200m	<b>3:32.46</b>	(39.5)	23	2200m	<b>3:27.17</b>	(38.8)	20
	2600m	<b>4:12.02</b>	(39.5)	23	2600m	<b>4:07.13</b>	(39.9)	20
	3000m	<b>4:52.37</b>	(40.3)	24	3000m	<b>4:48.18</b>	(41.0)	21
	3400m	<b>5:32.85</b>	(40.4)	25	3400m	<b>5:29.94</b>	(41.7)	23
	3800m	<b>6:13.62</b>	(40.7)	23	3800m	<b>6:11.68</b>	(41.7)	21
	4200m	<b>6:53.74</b>	(40.1)	21	4200m	<b>6:54.14</b>	(42.4)	23
	4600m	<b>7:33.87</b>	(40.1)	21	4600m	<b>7:36.32</b>	(42.1)	23
	FINISH	<b>8:14.02</b>	(40.1)	19	FINISH	<b>8:17.06</b>	(40.7)	21
<b>5</b>	<b>241. Jerry MECH - USA</b>			<b>218. Zachary JENSEN - USA</b>				
	200m	<b>24.92</b>	(24.9)	30	200m	<b>22.29</b>	(22.2)	20
	600m	<b>1:05.51</b>	(40.5)	30	600m	<b>59.55</b>	(37.2)	25
	1000m	<b>1:47.28</b>	(41.7)	31	1000m	<b>1:38.07</b>	(38.5)	27
	1400m	<b>2:28.90</b>	(41.6)	30	1400m	<b>2:15.77</b>	(37.6)	27
	1800m	<b>3:09.82</b>	(40.9)	29	1800m	<b>2:53.52</b>	(37.7)	25
	2200m	<b>3:52.75</b>	(42.9)	29	2200m	<b>3:30.74</b>	(37.2)	22
	2600m	<b>4:35.86</b>	(43.1)	28	2600m	<b>4:08.83</b>	(38.0)	21
	3000m	<b>5:19.68</b>	(43.8)	30	3000m	<b>4:47.94</b>	(39.1)	20
	3400m	<b>6:06.93</b>	(47.2)	31	3400m	<b>5:27.86</b>	(39.9)	21
	3800m	<b>6:53.36</b>	(46.4)	30	3800m	<b>6:09.08</b>	(41.2)	20
	4200m	<b>7:38.81</b>	(45.4)	30	4200m	<b>6:50.84</b>	(41.7)	20
	4600m	<b>8:23.60</b>	(44.7)	31	4600m	<b>7:33.75</b>	(42.9)	20
	FINISH	<b>9:07.14</b>	(43.5)	29	FINISH	<b>8:17.19</b>	(43.4)	22
<b>5</b>	<b>207. Ryan OLIJNYK - USA</b>			<b>220. Samuel HART-GORMAN - USA</b>				
	200m	<b>21.92</b>	(21.9)	17	200m	<b>21.15</b>	(21.1)	13
	600m	<b>56.61</b>	(34.6)	18	600m	<b>54.28</b>	(33.1)	15
	1000m	<b>1:31.98</b>	(35.3)	18	1000m	<b>1:27.90</b>	(33.6)	16
	1400m	<b>2:08.40</b>	(36.4)	19	1400m	<b>2:01.94</b>	(34.0)	16
	1800m	<b>2:45.65</b>	(37.2)	19	1800m	<b>2:35.50</b>	(33.5)	16
	2200m	<b>3:23.32</b>	(37.6)	19	2200m	<b>3:09.39</b>	(33.8)	16
	2600m	<b>4:00.94</b>	(37.6)	19	2600m	<b>3:43.81</b>	(34.4)	17
	3000m	<b>4:38.51</b>	(37.5)	19	3000m	<b>4:17.94</b>	(34.1)	17
	3400m	<b>5:16.22</b>	(37.7)	19	3400m	<b>4:52.41</b>	(34.4)	16
	3800m	<b>5:53.86</b>	(37.6)	18	3800m	<b>5:27.21</b>	(34.8)	16
	4200m	<b>6:31.71</b>	(37.8)	18	4200m	<b>6:02.42</b>	(35.2)	16
	4600m	<b>7:09.86</b>	(38.1)	18	4600m	<b>6:37.56</b>	(35.1)	16
	FINISH	<b>7:47.51</b>	(37.6)	18	FINISH	<b>7:12.95</b>	(35.3)	16



**2024 US CHAMPIONSHIPS, AMERICAN CUP 1,  
YOUTH OLYMPIC GAMES QUALIFIER**

**PETTIT NATIONAL ICE CENTER - MILWAUKEE (USA)**



US SPEEDSKATING

**LAP TIMES 5000m Men  
Saturday, 28 October 2023**

Race	Inner Lane			Outer Lane				
<b>6</b>	<b>253. Carl TATELLI - USA</b>			<b>210. Aiden MEACHAM - USA</b>				
	200m	<b>21.80</b>	(21.8)	15	200m	<b>22.12</b>	(22.1)	19
	600m	<b>54.70</b>	(32.9)	16	600m	<b>56.11</b>	(33.9)	17
	1000m	<b>1:27.78</b>	(33.0)	15	1000m	<b>1:30.03</b>	(33.9)	17
	1400m	<b>2:01.04</b>	(33.2)	15	1400m	<b>2:03.81</b>	(33.7)	17
	1800m	<b>2:34.54</b>	(33.4)	15	1800m	<b>2:38.20</b>	(34.3)	17
	2200m	<b>3:07.72</b>	(33.1)	15	2200m	<b>3:13.28</b>	(35.0)	17
	2600m	<b>3:40.15</b>	(32.4)	15	2600m	<b>3:48.43</b>	(35.1)	18
	3000m	<b>4:11.76</b>	(31.6)	14	3000m	<b>4:23.64</b>	(35.2)	18
	3400m	<b>4:43.38</b>	(31.6)	13	3400m	<b>4:58.73</b>	(35.0)	17
	3800m	<b>5:14.85</b>	(31.4)	13	3800m	<b>5:34.04</b>	(35.3)	17
4200m	<b>5:46.92</b>	(32.0)	13	4200m	<b>6:09.44</b>	(35.4)	17	
4600m	<b>6:21.24</b>	(34.3)	13	4600m	<b>6:44.82</b>	(35.3)	17	
FINISH	<b>6:56.02</b>	(34.7)	13	FINISH	<b>7:20.11</b>	(35.3)	17	
<b>6</b>	<b>227. Liam KITCHEL - USA</b>			<b>245. Éder LOPES MORAES - BRA</b>				
	200m	<b>21.28</b>	(21.2)	14	200m	<b>21.82</b>	(21.8)	16
	600m	<b>53.68</b>	(32.3)	14	600m	<b>53.20</b>	(31.3)	13
	1000m	<b>1:25.89</b>	(32.2)	14	1000m	<b>1:25.28</b>	(32.0)	13
	1400m	<b>1:59.22</b>	(33.3)	14	1400m	<b>1:58.41</b>	(33.1)	13
	1800m	<b>2:32.84</b>	(33.6)	14	1800m	<b>2:32.36</b>	(33.9)	13
	2200m	<b>3:07.00</b>	(34.1)	14	2200m	<b>3:06.05</b>	(33.6)	13
	2600m	<b>3:41.21</b>	(34.2)	16	2600m	<b>3:39.71</b>	(33.6)	14
	3000m	<b>4:15.36</b>	(34.1)	16	3000m	<b>4:13.39</b>	(33.6)	15
	3400m	<b>4:49.56</b>	(34.2)	15	3400m	<b>4:47.47</b>	(34.0)	14
	3800m	<b>5:23.88</b>	(34.3)	15	3800m	<b>5:22.10</b>	(34.6)	14
4200m	<b>5:58.04</b>	(34.1)	15	4200m	<b>5:57.28</b>	(35.1)	14	
4600m	<b>6:32.17</b>	(34.1)	15	4600m	<b>6:31.56</b>	(34.2)	14	
FINISH	<b>7:05.51</b>	(33.3)	14	FINISH	<b>7:05.68</b>	(34.1)	15	
<b>7</b>	<b>208. William SILK - USA</b>			<b>240. Thomas FITZGERALD - USA</b>				
	200m	<b>20.31</b>	(20.3)	9	200m	<b>20.39</b>	(20.3)	10
	600m	<b>50.94</b>	(30.6)	9	600m	<b>50.76</b>	(30.3)	6
	1000m	<b>1:22.02</b>	(31.0)	7	1000m	<b>1:22.25</b>	(31.4)	9
	1400m	<b>1:54.14</b>	(32.1)	9	1400m	<b>1:54.01</b>	(31.7)	8
	1800m	<b>2:25.87</b>	(31.7)	8	1800m	<b>2:26.27</b>	(32.2)	10
	2200m	<b>2:57.87</b>	(32.0)	9	2200m	<b>2:58.64</b>	(32.3)	10
	2600m	<b>3:29.92</b>	(32.0)	9	2600m	<b>3:31.73</b>	(33.0)	12
	3000m	<b>4:02.40</b>	(32.4)	10	3000m	<b>4:04.27</b>	(32.5)	13
	3400m	<b>4:34.83</b>	(32.4)	8	3400m	<b>4:37.07</b>	(32.7)	12
	3800m	<b>5:07.60</b>	(32.7)	8	3800m	<b>5:09.81</b>	(32.7)	12
4200m	<b>5:40.99</b>	(33.3)	9	4200m	<b>5:42.31</b>	(32.5)	10	
4600m	<b>6:14.54</b>	(33.5)	9	4600m	<b>6:14.73</b>	(32.4)	10	
FINISH	<b>6:48.21</b>	(33.6)	9	FINISH	<b>6:47.51</b>	(32.7)	8	



**2024 US CHAMPIONSHIPS, AMERICAN CUP 1,  
YOUTH OLYMPIC GAMES QUALIFIER**

**PETTIT NATIONAL ICE CENTER - MILWAUKEE (USA)**



US SPEEDSKATING

**LAP TIMES 5000m Men  
Saturday, 28 October 2023**

Race	Inner Lane			Outer Lane				
<b>7</b>	<b>219. Auggie HERMAN - USA</b>			<b>205. Josh WHYTE - NZL</b>				
	200m	<b>19.69</b>	(19.6)	3	200m	<b>19.69</b>	(19.6)	3
	600m	<b>51.16</b>	(31.4)	11	600m	<b>50.07</b>	(30.3)	4
	1000m	<b>1:22.22</b>	(31.0)	8	1000m	<b>1:21.57</b>	(31.5)	6
	1400m	<b>1:54.28</b>	(32.0)	10	1400m	<b>1:53.07</b>	(31.5)	6
	1800m	<b>2:26.37</b>	(32.0)	11	1800m	<b>2:24.41</b>	(31.3)	6
	2200m	<b>2:58.81</b>	(32.4)	11	2200m	<b>2:55.88</b>	(31.4)	6
	2600m	<b>3:31.34</b>	(32.5)	11	2600m	<b>3:27.80</b>	(31.9)	6
	3000m	<b>4:04.11</b>	(32.7)	11	3000m	<b>4:00.05</b>	(32.2)	8
	3400m	<b>4:36.59</b>	(32.4)	11	3400m	<b>4:32.87</b>	(32.8)	7
	3800m	<b>5:09.41</b>	(32.8)	10	3800m	<b>5:06.62</b>	(33.7)	7
	4200m	<b>5:42.39</b>	(32.9)	11	4200m	<b>5:40.79</b>	(34.1)	8
	4600m	<b>6:15.63</b>	(33.2)	11	4600m	<b>6:14.46</b>	(33.6)	8
	FINISH	<b>6:48.85</b>	(33.2)	11	FINISH	<b>6:48.77</b>	(34.3)	10
<b>8</b>	<b>224. Kelin DUNFEE - USA</b>			<b>212. Dylan WOODBURY - USA</b>				
	200m	<b>20.64</b>	(20.6)	12	200m	<b>20.04</b>	(20.0)	6
	600m	<b>52.00</b>	(31.3)	12	600m	<b>50.96</b>	(30.9)	10
	1000m	<b>1:24.20</b>	(32.2)	12	1000m	<b>1:22.68</b>	(31.7)	11
	1400m	<b>1:56.48</b>	(32.2)	12	1400m	<b>1:54.31</b>	(31.6)	11
	1800m	<b>2:28.31</b>	(31.8)	12	1800m	<b>2:26.04</b>	(31.7)	9
	2200m	<b>3:00.29</b>	(31.9)	12	2200m	<b>2:57.73</b>	(31.6)	8
	2600m	<b>3:32.33</b>	(32.0)	13	2600m	<b>3:29.76</b>	(32.0)	8
	3000m	<b>4:04.22</b>	(31.8)	12	3000m	<b>4:02.13</b>	(32.3)	9
	3400m	<b>4:36.13</b>	(31.9)	10	3400m	<b>4:35.54</b>	(33.4)	9
	3800m	<b>5:07.81</b>	(31.6)	9	3800m	<b>5:09.67</b>	(34.1)	11
	4200m	<b>5:39.15</b>	(31.3)	7	4200m	<b>5:44.31</b>	(34.6)	12
	4600m	<b>6:10.41</b>	(31.2)	7	4600m	<b>6:19.23</b>	(34.9)	12
	FINISH	<b>6:42.08</b>	(31.6)	7	FINISH	<b>6:54.59</b>	(35.3)	12
<b>9</b>	<b>216. Viktor Hald THORUP - DEN</b>			<b>233. Jonathan TOBON - USA</b>				
	200m	<b>20.56</b>	(20.5)	11	200m	<b>20.05</b>	(20.0)	7
	600m	<b>50.86</b>	(30.2)	8	600m	<b>50.72</b>	(30.6)	5
	1000m	<b>1:21.42</b>	(30.5)	5	1000m	<b>1:22.26</b>	(31.5)	10
	1400m	<b>1:52.14</b>	(30.7)	4	1400m	<b>1:53.61</b>	(31.3)	7
	1800m	<b>2:22.79</b>	(30.6)	4	1800m	<b>2:24.90</b>	(31.2)	7
	2200m	<b>2:53.17</b>	(30.3)	4	2200m	<b>2:56.45</b>	(31.5)	7
	2600m	<b>3:23.48</b>	(30.3)	4	2600m	<b>3:27.92</b>	(31.4)	7
	3000m	<b>3:53.71</b>	(30.2)	4	3000m	<b>3:59.69</b>	(31.7)	7
	3400m	<b>4:23.69</b>	(29.9)	4	3400m	<b>4:31.57</b>	(31.8)	6
	3800m	<b>4:53.74</b>	(30.0)	4	3800m	<b>5:03.06</b>	(31.4)	6
	4200m	<b>5:23.98</b>	(30.2)	3	4200m	<b>5:35.02</b>	(31.9)	6
	4600m	<b>5:54.48</b>	(30.4)	3	4600m	<b>6:07.62</b>	(32.6)	6
	FINISH	<b>6:25.35</b>	(30.8)	3	FINISH	<b>6:39.90</b>	(32.3)	6



**2024 US CHAMPIONSHIPS, AMERICAN CUP 1,  
YOUTH OLYMPIC GAMES QUALIFIER**

**PETTIT NATIONAL ICE CENTER - MILWAUKEE (USA)**



U.S. SPEEDSKATING

**LAP TIMES 5000m Men  
Saturday, 28 October 2023**

Race	Inner Lane			Outer Lane				
<b>10</b>	206. Emery LEHMAN - USA			251. Casey DAWSON - USA				
	200m	<b>19.43</b>	(19.4)	2	200m	<b>19.73</b>	(19.7)	5
	600m	<b>50.00</b>	(30.5)	3	600m	<b>49.57</b>	(29.8)	1
	1000m	<b>1:21.06</b>	(31.0)	3	1000m	<b>1:19.83</b>	(30.2)	1
	1400m	<b>1:52.31</b>	(31.2)	5	1400m	<b>1:50.09</b>	(30.2)	1
	1800m	<b>2:23.01</b>	(30.7)	5	1800m	<b>2:20.29</b>	(30.1)	1
	2200m	<b>2:53.94</b>	(30.9)	5	2200m	<b>2:50.23</b>	(29.9)	1
	2600m	<b>3:25.30</b>	(31.3)	5	2600m	<b>3:20.16</b>	(29.9)	1
	3000m	<b>3:56.71</b>	(31.4)	5	3000m	<b>3:49.85</b>	(29.6)	1
	3400m	<b>4:27.91</b>	(31.2)	5	3400m	<b>4:19.53</b>	(29.6)	1
	3800m	<b>4:58.88</b>	(30.9)	5	3800m	<b>4:48.97</b>	(29.4)	1
	4200m	<b>5:29.96</b>	(31.0)	5	4200m	<b>5:18.21</b>	(29.2)	1
	4600m	<b>6:01.30</b>	(31.3)	5	4600m	<b>5:47.36</b>	(29.1)	1
	FINISH	<b>6:32.85</b>	(31.5)	5	FINISH	<b>6:17.10</b>	(29.7)	1
<b>11</b>	256. Jordan STOLZ - USA			221. Ethan CEPURAN - USA				
	200m	<b>19.27</b>	(19.2)	1	200m	<b>20.25</b>	(20.2)	8
	600m	<b>49.87</b>	(30.6)	2	600m	<b>50.77</b>	(30.5)	7
	1000m	<b>1:20.65</b>	(30.7)	2	1000m	<b>1:21.34</b>	(30.5)	4
	1400m	<b>1:51.52</b>	(30.8)	2	1400m	<b>1:51.72</b>	(30.3)	3
	1800m	<b>2:21.84</b>	(30.3)	2	1800m	<b>2:22.24</b>	(30.5)	3
	2200m	<b>2:52.13</b>	(30.2)	2	2200m	<b>2:52.44</b>	(30.1)	3
	2600m	<b>3:21.61</b>	(29.4)	2	2600m	<b>3:22.68</b>	(30.2)	3
	3000m	<b>3:51.36</b>	(29.7)	2	3000m	<b>3:53.01</b>	(30.3)	3
	3400m	<b>4:21.37</b>	(30.0)	2	3400m	<b>4:23.32</b>	(30.3)	3
	3800m	<b>4:51.30</b>	(29.9)	2	3800m	<b>4:53.61</b>	(30.2)	3
	4200m	<b>5:21.10</b>	(29.8)	2	4200m	<b>5:24.36</b>	(30.7)	4
	4600m	<b>5:50.87</b>	(29.7)	2	4600m	<b>5:55.58</b>	(31.2)	4
	FINISH	<b>6:20.76</b>	(29.8)	2	FINISH	<b>6:27.98</b>	(32.4)	4

# US Championships, AmCup 1 & YOG Qualifier

Schedule Sunday, October 29, 2023

Distance	# of pairs	Mins pair	Mins	Estimated		Comments
				Start	End	
Warm-up			35	7:50	8:25	8:05-8:35am MS Blade Check full track
Ice Preparation, Anthem 8:40			35	8:25	9:00	
1000m Women	21	2.5	52.5	<b>9:00</b>	9:52	<b>ONLY hard start time</b> race lanes
Ice Preparation			20	9:52	10:12	
1000m Men	27	2.5	67.5	10:12	11:19	full track, lunch break
Ice Preparation			28	11:19	11:47	
MS Women #1 16L (WC Qualifier)	1	12	12	11:47	11:59	4 lanes
Timing Break			3	11:59	12:02	
MS Men #1 16L (WC Qualifier)	1	12	12	12:02	12:14	Running Track
Timing Break			3	12:14	12:17	
MS Women #1 10L (AmCup, International)	1	10	10	12:17	12:27	Running Track
Timing Break			3	12:27	12:30	
MS Men #1 10L (AmCup, International)	1	10	10	12:30	12:40	Running Track
Ice Preparation			20	12:40	13:00	
MS Women #2 16L (WC Qualifier)	1	12	12	13:00	13:12	Running Track
Timing Break			3	13:12	13:15	
MS Men #2 16L (WC Qualifier)	1	12	12	13:15	13:27	Running Track
Timing Break			3	13:27	13:30	
MS Women #2 10L (AmCup, International)	1	10	10	13:30	13:40	Running Track
Timing Break			3	13:40	13:43	
MS Men #2 10L (AmCup, International)	1	10	10	13:43	13:53	Running Track
Award Ceremony 500 W, 1000 & MS WC Qualifier	5	4	20	14:03	14:23	
End of competition				14:23		

\*times are subject to change

*Amy James*  
*RLK*

# USA Championships / AmCup #1 / COL Championships

Pettit National Ice Center - Milwaukee (USA)

27 - 29 October 2023

## 1000m Women

29 October 2023

Pair	Lane	#	Name	Nation	Age
1	I	130	VARGAS Valentina	COL	LA1
	O				
2	I	117	LINDENSKOV Natascha	DEN	LA2
	O	113	SHILL Vonna	USA	LC1
3	I	116	LEE Kaitlyn	USA	LC2
	O	101	HAN Audrey	USA	LB1
4	I	115	FORRER Evie	USA	LC2
	O	104	WHITCOMB Keeley	USA	LB1
5	I	136	RODRIGUE-HASSELBACK Nathalie	USA	L50
	O	110	STAVE Elise	USA	LB1
6	I	112	D'CARD Finnley	USA	LC2
	O	123	JOHNSON Barb	USA	L70
7	I	125	WILKINS Cherise	USA	L35
	O	122	CHOI Leah	USA	LB1
8	I	127	SIATAMA Karen	COL	LA1
	O	137	RADULOVIC Nastasja	USA	LA1
9	I	111	STAVE Elena	USA	LC1
	O	133	BROPHY MAGNUS Mary	USA	L50
10	I	109	TEEPLES Ella	USA	LC2
	O	128	VARGAS RODRIGUEZ Isabella	COL	LB2
11	I	118	TERPENING Sydney	USA	LN4
	O	143	GAKOVIC Natasa	USA	LA2
12	I	120	SHOBE Ilsa	USA	LSA
	O	107	SOLDAN Marley	USA	LB2
13	I	119	MERCS Abigél	HUN	LN2
	O	135	PAES Larissa	BRA	LSA

*R.M.* 10/28/2023  
p. 1 of 2

continued

## 1000m Women

Pair	Lane	#	Name	Nation	Age
14	I	138	DAHLMANN Melissa	USA	L40
	O	114	YDE Piper	USA	LA2
15	I	106	WILLIAMS Libby	USA	LA2
	O	121	SIMMONS Rebecca	USA	L35
16	I	124	CRUIKSHANK Blair	USA	LN4
	O	140	BROWNE McKenzie	USA	LSA
17	I	139	BIRKELAND Giorgia	USA	LN3
	O	126	QUINN Anna	USA	LSA
18	I	108	PROSVIRNOVA Sofia	DEN	LSA
	O	129	RODRIGUEZ Laura Michelle	COL	LA1
19	I	103	GOETZ Kimi	USA	LSA
	O	134	WARREN Sarah	USA	LSA
20	I	141	JACKSON Erin	USA	L30
	O	100	KILBURG Mia	USA	L30
21	I	131	MYERS Greta	USA	LN1
	O	142	BOWE Brittany	USA	L35

*B-110 10/28/2023*  
*p. 2 of 2*



2024 US CHAMPIONSHIPS, AMERICAN CUP 1,  
YOUTH OLYMPIC GAMES QUALIFIER

PETTIT NATIONAL ICE CENTER - MILWAUKEE (USA)



USSPEEDSKATING

RESULT 1000m Women  
Sunday, 29 October 2023

Rnk	Nr	Name	Country	Race	Lane	Time	Behind	Points
1	103	Kimi GOETZ	USA	19	In	1:13.85		
2	142	Brittany BOWE	USA	21	Out	1:15.51	+1.66	
3	141	Erin JACKSON	USA	20	In	1:16.08	+2.23	
4	134	Sarah WARREN	USA	19	Out	1:16.48	+2.63	
5	100	Mia KILBURG	USA	20	Out	1:17.36	+3.51	
6	131	Greta MYERS	USA	21	In	1:17.54	+3.69	
7	108	Sofia PROSVIRNOVA	DEN	18	In	1:18.15	+4.30	
8	140	McKenzie BROWNE	USA	16	Out	1:19.04	+5.19	
9	124	Blair CRUIKSHANK	USA	16	In	1:19.49	+5.64	
10	139	Giorgia BIRKELAND	USA	17	In	1:20.66	+6.81	
11	126	Anna QUINN	USA	17	Out	1:20.86	+7.01	
12	114	Piper YDE	USA	14	Out	1:21.83	+7.98	
13	106	Libby WILLIAMS	USA	15	In	1:22.90	+9.05	
14	119	Abigél MERCS	HUN	13	In	1:23.45	+9.60	
15	138	Melissa DAHLMANN	USA	14	In	1:24.07	+10.22	
16	120	Ilsa SHOBE	USA	12	In	1:24.11	+10.26	
17	129	Laura Michelle RODRIGUEZ	COL	18	Out	1:24.51	+10.66	
18	121	Rebecca SIMMONS	USA	15	Out	1:25.70	+11.85	
19	107	Marley SOLDAN	USA	12	Out	1:25.91	+12.06	
20	135	Larissa PAES	BRA	13	Out	1:25.96	+12.11	
21	128	Isabella VARGAS	COL	10	Out	1:26.09	+12.24	
22	118	Sydney TERPENING	USA	11	In	1:26.15	+12.30	
23	117	Natascha LINDENSKOV	DEN	2	In	1:26.92	+13.07	
24	143	Natasa GAKOVIC	USA	11	Out	1:27.13	+13.28	
25	109	Ella TEEPLES	USA	10	In	1:28.44	+14.59	
26	110	Elise STAVE	USA	5	Out	1:28.51	+14.66	RS
27	133	Mary BROPHY MAGNUS	USA	9	Out	1:28.89	+15.04	
28	111	Elena STAVE	USA	9	In	1:29.49	+15.64	
29	127	Karen SIATAMA	COL	8	In	1:29.75	+15.90	
30	122	Leah CHOI	USA	7	Out	1:30.56	+16.71	
31	125	Cherise WILKINS	USA	7	In	1:30.92	+17.07	
32	137	Nastasja RADULOVIC	USA	8	Out	1:31.83	+17.98	
33	101	Audrey HAN	USA	3	Out	1:34.49	+20.64	
34	115	Evie FORRER	USA	4	In	1:35.00	+21.15	
35	104	Keeley WHITCOMB	USA	4	Out	1:35.84	+21.99	
36	116	Kaitlyn LEE	USA	3	In	1:37.17	+23.32	
37	112	Finnley D'CARD	USA	6	In	1:38.23	+24.38	
38	123	Barb JOHNSON	USA	6	Out	1:41.36	+27.51	
39	130	Valentina VARGAS	COL	1	In	1:53.47	+39.62	

R. TD 10/29/2023 p. 1 of 2





**2024 US CHAMPIONSHIPS, AMERICAN CUP 1,  
YOUTH OLYMPIC GAMES QUALIFIER**

**PETTIT NATIONAL ICE CENTER - MILWAUKEE (USA)**



US SPEEDSKATING

**RESULT 1000m Women  
Sunday, 29 October 2023**

Rnk	Nr	Name	Country	Race	Lane	Time	Behind	Points
	136	Nathalie RODRIGUE-HASSELBACK	USA	5	In	<b>DQ</b>		
	113	Vonna SHILL	USA	2	Out	<b>DNS</b>		

Referee: Brian KRETSCHMANN (USA) / Starter: Matt VRAA (USA)

Conditions	Time	Air Temperature	Humidity	Ice Temperature
Start	09:00	15,5°C	28,1%	-8,4°C

*B.H. 10/29/2023  
p. 2 of 2*



**2024 US CHAMPIONSHIPS, AMERICAN CUP 1,  
YOUTH OLYMPIC GAMES QUALIFIER**

**PETTIT NATIONAL ICE CENTER - MILWAUKEE (USA)**



US SPEEDSKATING

**LAP TIMES 1000m Women  
Sunday, 29 October 2023**

Race	Inner Lane	Outer Lane
1	130. Valentina VARGAS - COL	
	200m <b>26.31</b> (26.3) 40	
	600m <b>1:09.42</b> (43.1) 40	
	FINISH <b>1:53.47</b> (44.0) 40	
2	117. Natascha LINDENSKOV - DEN	113. Vonna SHILL - USA
	200m <b>21.50</b> (21.5) 31	200m
	600m <b>53.82</b> (32.3) 27	600m
	FINISH <b>1:26.92</b> (33.1) 23	FINISH <b>DNS</b>
3	116. Kaitlyn LEE - USA	101. Audrey HAN - USA
	200m <b>21.58</b> (21.5) 32	200m <b>22.18</b> (22.1) 36
	600m <b>56.77</b> (35.1) 33	600m <b>56.46</b> (34.2) 32
	FINISH <b>1:37.17</b> (40.4) 36	FINISH <b>1:34.49</b> (38.0) 33
4	115. Evie FORRER - USA	104. Keeley WHITCOMB - USA
	200m <b>21.94</b> (21.9) 33	200m <b>22.11</b> (22.1) 35
	600m <b>58.03</b> (36.0) 37	600m <b>57.28</b> (35.1) 35
	FINISH <b>1:35.00</b> (36.9) 34	FINISH <b>1:35.84</b> (38.5) 35
5	136. Nathalie RODRIGUE-HASSELBACK - USA	110. Elise STAVE - USA <b>RS</b>
	200m <b>22.67</b> (22.6) 38	200m <b>22.48</b> (22.4) 37
	600m <b>58.39</b> (35.7) 38	600m <b>56.86</b> (34.3) 34
	FINISH <b>DQ</b> (39.2) 37	FINISH <b>1:28.51</b> (34.8) 31
6	112. Finnley D'CARD - USA	123. Barb JOHNSON - USA
	200m <b>22.01</b> (22.0) 34	200m <b>24.49</b> (24.4) 39
	600m <b>57.99</b> (35.9) 36	600m <b>1:01.51</b> (37.0) 39
	FINISH <b>1:38.23</b> (40.2) 38	FINISH <b>1:41.36</b> (39.8) 39
7	125. Cherise WILKINS - USA	122. Leah CHOI - USA
	200m <b>20.98</b> (20.9) 27	200m <b>21.46</b> (21.4) 30
	600m <b>54.20</b> (33.2) 29	600m <b>55.43</b> (33.9) 31
	FINISH <b>1:30.92</b> (36.7) 30	FINISH <b>1:30.56</b> (35.1) 29
8	127. Karen SIATAMA - COL	137. Nastasja RADULOVIC - USA
	200m <b>20.76</b> (20.7) 21	200m <b>21.32</b> (21.3) 29
	600m <b>53.74</b> (32.9) 26	600m <b>54.84</b> (33.5) 30
	FINISH <b>1:29.75</b> (36.0) 28	FINISH <b>1:31.83</b> (36.9) 32
9	111. Elena STAVE - USA	133. Mary BROPHY MAGNUS - USA
	200m <b>21.26</b> (21.2) 28	200m <b>20.03</b> (20.0) 15
	600m <b>53.98</b> (32.7) 28	600m <b>51.78</b> (31.7) 18
	FINISH <b>1:29.49</b> (35.5) 27	FINISH <b>1:28.89</b> (37.1) 26
10	109. Ella TEEPLES - USA	128. Isabella VARGAS RODRIGUEZ - COL
	200m <b>20.91</b> (20.9) 24	200m <b>20.86</b> (20.8) 22
	600m <b>53.32</b> (32.4) 25	600m <b>52.01</b> (31.1) 22
	FINISH <b>1:28.44</b> (35.1) 25	FINISH <b>1:26.09</b> (34.0) 21
11	118. Sydney TERPENING - USA	143. Natasa GAKOVIC - USA
	200m <b>20.40</b> (20.4) 18	200m <b>20.40</b> (20.4) 18
	600m <b>51.86</b> (31.4) 19	600m <b>51.86</b> (31.4) 19
	FINISH <b>1:26.15</b> (34.3) 22	FINISH <b>1:27.13</b> (35.2) 24
12	120. Ilsa SHOBE - USA	107. Marley SOLDAN - USA
	200m <b>20.16</b> (20.1) 16	200m <b>20.38</b> (20.3) 17
	600m <b>51.12</b> (30.9) 15	600m <b>51.92</b> (31.5) 21
	FINISH <b>1:24.11</b> (33.0) 16	FINISH <b>1:25.91</b> (33.9) 19



**2024 US CHAMPIONSHIPS, AMERICAN CUP 1,  
YOUTH OLYMPIC GAMES QUALIFIER**

**PETTIT NATIONAL ICE CENTER - MILWAUKEE (USA)**



US SPEEDSKATING

**LAP TIMES 1000m Women  
Sunday, 29 October 2023**

Race	Inner Lane	Outer Lane
<b>13</b>	119. Abigél MERCS - HUN	135. Larissa PAES - BRA
	200m <b>20.91</b> (20.9) 24	200m <b>20.89</b> (20.8) 23
	600m <b>51.72</b> (30.8) 17	600m <b>52.44</b> (31.5) 23
	FINISH <b>1:23.45</b> (31.7) 14	FINISH <b>1:25.96</b> (33.5) 20
<b>14</b>	138. Melissa DAHLMANN - USA	114. Piper YDE - USA
	200m <b>20.74</b> (20.7) 20	200m <b>19.50</b> (19.5) 11
	600m <b>51.68</b> (30.9) 16	600m <b>49.54</b> (30.0) 13
	FINISH <b>1:24.07</b> (32.4) 15	FINISH <b>1:21.83</b> (32.2) 12
<b>15</b>	106. Libby WILLIAMS - USA	121. Rebecca SIMMONS - USA
	200m <b>19.58</b> (19.5) 13	200m <b>20.96</b> (20.9) 26
	600m <b>49.53</b> (29.9) 12	600m <b>52.53</b> (31.5) 24
	FINISH <b>1:22.90</b> (33.3) 13	FINISH <b>1:25.70</b> (33.1) 18
<b>16</b>	124. Blair CRUIKSHANK - USA	140. McKenzie BROWNE - USA
	200m <b>18.84</b> (18.8) 7	200m <b>18.57</b> (18.5) 6
	600m <b>47.79</b> (28.9) 9	600m <b>46.92</b> (28.3) 5
	FINISH <b>1:19.49</b> (31.7) 9	FINISH <b>1:19.04</b> (32.1) 8
<b>17</b>	139. Giorgia BIRKELAND - USA	126. Anna QUINN - USA
	200m <b>19.56</b> (19.5) 12	200m <b>19.33</b> (19.3) 10
	600m <b>49.30</b> (29.7) 11	600m <b>48.71</b> (29.3) 10
	FINISH <b>1:20.66</b> (31.3) 10	FINISH <b>1:20.86</b> (32.1) 11
<b>18</b>	108. Sofia PROSVIRNOVA - DEN	129. Laura Michelle RODRIGUEZ - COL
	200m <b>18.85</b> (18.8) 8	200m <b>19.77</b> (19.7) 14
	600m <b>47.23</b> (28.3) 7	600m <b>50.53</b> (30.7) 14
	FINISH <b>1:18.15</b> (30.9) 7	FINISH <b>1:24.51</b> (33.9) 17
<b>19</b>	103. Kimi GOETZ - USA	134. Sarah WARREN - USA
	200m <b>17.58</b> (17.5) 1	200m <b>18.32</b> (18.3) 4
	600m <b>44.72</b> (27.1) 1	600m <b>46.07</b> (27.7) 4
	FINISH <b>1:13.85</b> (29.1) 1	FINISH <b>1:16.48</b> (30.4) 4
<b>20</b>	141. Erin JACKSON - USA	100. Mia KILBURG - USA
	200m <b>17.97</b> (17.9) 3	200m <b>19.30</b> (19.3) 9
	600m <b>45.60</b> (27.6) 2	600m <b>47.58</b> (28.2) 8
	FINISH <b>1:16.08</b> (30.4) 3	FINISH <b>1:17.36</b> (29.7) 5
<b>21</b>	131. Greta MYERS - USA	142. Brittany BOWE - USA
	200m <b>18.50</b> (18.5) 5	200m <b>17.94</b> (17.9) 2
	600m <b>46.92</b> (28.4) 5	600m <b>45.82</b> (27.8) 3
	FINISH <b>1:17.54</b> (30.6) 6	FINISH <b>1:15.51</b> (29.6) 2

# USA Championships / AmCup #1 / COL Championships

## Pettit National Ice Center - Milwaukee (USA)

27 - 29 October 2023

### 1000m Men


29 October 2023

Pair	Lane	#	Name	Nation	Age
1	I	205	WHYTE Josh	NZL	MSA
	O	224	DUNFEE Kelin	USA	M30
2	I	242	SANDS Theron	USA	M60
	O	216	THORUP Viktor Hald	DEN	MSA
3	I	230	QUINN Anson	USA	MB2
	O	226	NAGEL Edward	USA	MB2
4	I	247	KRIETER Joshua	USA	M35
	O	200	BOGEE Landon	USA	MC1
5	I	209	PALADINO Anthony	USA	MC2
	O	214	DE GROOT Kyler	USA	MC2
6	I	204	ORD Chris	USA	M40
	O	211	ORD Gavin	USA	MB2
7	I	252	GATRELL Orion	USA	M35
	O	225	SCHLICHTING Henry	USA	MC2
8	I	222	WOODS Kaiden	USA	MA1
	O	229	BOYD Tristan	USA	MA2
9	I	241	MECH Jerry	USA	MB2
	O	202	ESTEVEZ Thomas	COL	MA2
10	I	228	CHAMBERLAIN Sam	USA	MC2
	O	238	YANAGIHARA Mark	USA	M45
11	I	243	TERWILLIGER Jeff	USA	M60
	O	223	SONG Jeremy	USA	MC2
12	I	232	KOSEL Patrick	USA	MB2
	O	207	OLIJNYK Ryan	USA	MA1
13	I	220	HART-GORMAN Samuel	USA	MA1
	O	248	KEOVAN Keith	USA	MA2

continued

## 1000m Men

Pair	Lane	#	Name	Nation	Age
14	I	236	CARNEY Dan	USA	M55
	O	245	LOPES MORAES Éder	BRA	M35
15	I	217	LOVE Andrew	USA	M50
	O	218	JENSEN Zachary	USA	MA2
16	I	250	WEBER Max	USA	MB1
	O	215	BEVERIDGE Nathaniel	USA	MSA
17	I	210	MEACHAM Aiden	USA	MB2
	O	227	KITCHEL Liam	USA	MB1
18	I	254	BULLARD Brian	USA	MSA
	O	208	SILK William	USA	MA1
19	I	253	TATELLI Carl	USA	MA2
	O	249	CAMPO Andres	COL	MSA
20	I	201	TINSON Sabien	USA	MN3
	O	212	WOODBURY Dylan	USA	MA2
21	I	240	FITZGERALD Thomas	USA	MN3
	O	235	SALM Matthew	USA	MSA
22	I	221	CEPURAN Ethan	USA	MSA
	O	206	LEHMAN Emery	USA	MSA
23	I	203	WORLEY Tanner	USA	MSA
	O	219	HERMAN Auggie	USA	MN1
24	I	231	GROB Oliver	SUI	MSA
	O	233	TOBON Jonathan	USA	MN1
25	I	256	STOLZ Jordan	USA	MN1
	O	237	STOPPELMOOR Zach	USA	MSA
26	I	239	MCDERMOTT-MOSTOWY Conor	USA	MSA
	O	244	MCLEOD Cooper	USA	MN3
27	I	246	KLEBA Austin	USA	MSA
	O	213	GEBAUER William	USA	MSA



# USA Championships / AmCup #1 / COL Championships

Pettit National Ice Center - Milwaukee (USA)

27 - 29 October 2023

1000m Men

REVISED

29 October 2023

Pair	Lane	#	Name	Nation	Age
1	I				
	O	224	DUNFEE Kelin	USA	M30
2	I	205	WHYTE Josh	NZL	MSA
	O	216	THORUP Viktor Hald	DEN	MSA
3	I	242	SANDS Theron	USA	M60
	O	226	NAGEL Edward	USA	MB2
4	I	230	QUINN Anson	USA	MB2
	O	200	BOGEE Landon	USA	MC1
5	I	247	KRIETER Joshua	USA	M35
	O	214	DE GROOT Kyler	USA	MC2
6	I	209	PALADINO Anthony	USA	MC2
	O	211	ORD Gavin	USA	MB2
7	I	204	ORD Chris	USA	M40
	O	225	SCHLICHTING Henry	USA	MC2
8	I	252	GATRELL Orion	USA	M35
	O	229	BOYD Tristan	USA	MA2
9	I	222	WOODS Kaiden	USA	MA1
	O	202	ESTEVEZ Thomas	COL	MA2
10	I	241	MECH Jerry	USA	MB2
	O	238	YANAGIHARA Mark	USA	M45
11	I	228	CHAMBERLAIN Sam	USA	MC2
	O	223	SONG Jeremy	USA	MC2
12	I	243	TERWILLIGER Jeff	USA	M60
	O	207	OLIJNYK Ryan	USA	MA1
13	I	232	KOSEL Patrick	USA	MB2
	O	248	KEOVAN Keith	USA	MA2

AES

continued

10/29/2023 09:00

## 1000m Men

Pair	Lane #	Name	Nation	Age
14	I	220 HART-GORMAN Samuel	USA	MA1
	O	245 LOPES MORAES Éder	BRA	M35
15	I	236 CARNEY Dan	USA	M55
	O	218 JENSEN Zachary	USA	MA2
16	I	217 LOVE Andrew	USA	M50
	O	215 BEVERIDGE Nathaniel	USA	MSA
17	I	250 WEBER Max	USA	MB1
	O	227 KITCHEL Liam	USA	MB1
18	I	210 MEACHAM Aiden	USA	MB2
	O	208 SILK William	USA	MA1
19	I	254 BULLARD Brian	USA	MSA
	O	249 CAMPO Andres	COL	MSA
20	I	253 TATELLI Carl	USA	MA2
	O	212 WOODBURY Dylan	USA	MA2
21	I	201 TINSON Sabien	USA	MN3
	O	235 SALM Matthew	USA	MSA
22	I	240 FITZGERALD Thomas	USA	MN3
	O	206 LEHMAN Emery	USA	MSA
23	I	203 WORLEY Tanner	USA	MSA
	O	219 HERMAN Auggie	USA	MN1
24	I	231 GROB Oliver	SUI	MSA
	O	233 TOBON Jonathan	USA	MN1
25	I	256 STOLZ Jordan	USA	MN1
	O	237 STOPPELMOOR Zach	USA	MSA
26	I	239 MCDERMOTT-MOSTOWY Conor	USA	MSA
	O	244 MCLEOD Cooper	USA	MN3
27	I	246 KLEBA Austin	USA	MSA
	O	213 GEBAUER William	USA	MSA

*Amy Hannas*  
10/29/2023 08:00



# 2024 US CHAMPIONSHIPS, AMERICAN CUP 1, YOUTH OLYMPIC GAMES QUALIFIER

PETTIT NATIONAL ICE CENTER - MILWAUKEE (USA)



USSPEEDSKATING

## RESULT 1000m Men Sunday, 29 October 2023

Rnk	Nr	Name	Country	Race	Lane	Time	Behind	Points
1	256	Jordan STOLZ	USA	25	In	1:07.85		
2	244	Cooper MCLEOD	USA	26	Out	1:08.56	+0.71	
3	239	Conor MCDERMOTT-	USA	26	In	1:08.67	+0.82	
4	237	Zach STOPPELMOOR	USA	25	Out	1:09.08	+1.23	
5	213	William GEBAUER	USA	27	Out	1:09.84	+1.99	
6	246	Austin KLEBA	USA	27	In	1:09.96	+2.11	
7	206	Emery LEHMAN	USA	22	Out	1:10.41	+2.56	
8	203	Tanner WORLEY	USA	23	In	1:11.01	+3.16	
9	233	Jonathan TOBON	USA	24	Out	1:11.43	+3.58	
10	219	Auggie HERMAN	USA	23	Out	1:11.72	+3.87	
11	212	Dylan WOODBURY	USA	20	Out	1:11.90	+4.05	
12	231	Oliver GROB	SUI	24	In	1:12.36	+4.51	
13	201	Sabien TINSON	USA	21	In	1:12.96	+5.11	
14	216	Viktor Hald THORUP	DEN	2	Out	1:13.14	+5.29	
15	205	Josh WHYTE	NZL	2	In	1:13.24	+5.39	
16	240	Thomas FITZGERALD	USA	22	In	1:13.87	+6.02	
17	224	Kelin DUNFEE	USA	1	Out	1:15.66	+7.81	
18	208	William SILK	USA	18	Out	1:15.81	+7.96	
19	235	Matthew SALM	USA	21	Out	1:16.07	+8.22	
20	253	Carl TATELLI	USA	20	In	1:16.08	+8.23	
21	250	Max WEBER	USA	17	In	1:16.19	+8.34	
22	227	Liam KITCHEL	USA	17	Out	1:16.51	+8.66	
23	210	Aiden MEACHAM	USA	18	In	1:17.07	+9.22	
24	245	Éder LOPES MORAES	BRA	14	Out	1:18.15	+10.30	
25	218	Zachary JENSEN	USA	15	Out	1:19.61	+11.76	
26	220	Samuel HART-GORMAN	USA	14	In	1:20.39	+12.54	
27	249	Andres CAMPO	COL	19	Out	1:20.66	+12.81	
28	248	Keith KEOVAN	USA	13	Out	1:20.70	+12.85	
29	215	Nathaniel BEVERIDGE	USA	16	Out	1:21.18	+13.33	
30	236	Dan CARNEY	USA	15	In	1:21.61	+13.76	
31	228	Sam CHAMBERLAIN	USA	11	In	1:22.57	+14.72	
32	232	Patrick KOSEL	USA	13	In	1:23.55	+15.70	
33	207	Ryan OLIJNYK	USA	12	Out	1:23.71	+15.86	
34	223	Jeremy SONG	USA	11	Out	1:23.82	+15.97	
35	230	Anson QUINN	USA	4	In	1:24.05	+16.20	
36	209	Anthony PALADINO	USA	6	In	1:24.57	+16.72	
37	222	Kaiden WOODS	USA	9	In	1:24.58	+16.73	
38	202	Thomas ESTEVEZ	COL	9	Out	1:24.70	+16.85	
39	241	Jerry MECH	USA	10	In	1:24.85	+17.00	
40	217	Andrew LOVE	USA	16	In	1:24.91	+17.06	
41	229	Tristan BOYD	USA	8	Out	1:25.41	+17.56	

ACG





2024 US CHAMPIONSHIPS, AMERICAN CUP 1,  
YOUTH OLYMPIC GAMES QUALIFIER

PETTIT NATIONAL ICE CENTER - MILWAUKEE (USA)




US SPEEDSKATING

RESULT 1000m Men  
Sunday, 29 October 2023

Rnk	Nr	Name	Country	Race	Lane	Time	Behind	Points
42	225	Henry SCHLICHTING	USA	7	Out	<b>1:26.20</b>	+18.35	
43	211	Gavin ORD	USA	6	Out	<b>1:26.66</b>	+18.81	
44	238	Mark YANAGIHARA	USA	10	Out	<b>1:27.07</b>	+19.22	
45	243	Jeff TERWILLIGER	USA	12	In	<b>1:27.23</b>	+19.38	
46	214	Kyler DE GROOT	USA	5	Out	<b>1:27.45</b>	+19.60	
47	252	Orion GATRELL	USA	8	In	<b>1:27.82</b>	+19.97	
48	200	Landon BOGEE	USA	4	Out	<b>1:28.30</b>	+20.45	
49	226	Edward NAGEL	USA	3	Out	<b>1:28.58</b>	+20.73	
50	204	Chris ORD	USA	7	In	<b>1:33.61</b>	+25.76	
51	247	Joshua KRIETER	USA	5	In	<b>1:35.12</b>	+27.27	
52	242	Theron SANDS	USA	3	In	<b>1:37.21</b>	+29.36	
	254	Brian BULLARD	USA	19	In	<b>DQ</b>		

Referee: Amy SANNES (USA) / Starter: Myron YENCHA (USA)

Conditions	Time	Air Temperature	Humidity	Ice Temperature
Start	09:00	15,5°C	28,1%	-8,4°C



**2024 US CHAMPIONSHIPS, AMERICAN CUP 1,  
YOUTH OLYMPIC GAMES QUALIFIER**

**PETTIT NATIONAL ICE CENTER - MILWAUKEE (USA)**



**LAP TIMES 1000m Men  
Sunday, 29 October 2023**

Race	Inner Lane	Outer Lane
<b>1</b>		224. Kelin DUNFEE - USA 200m <b>18.78</b> (18.7) 23 600m <b>46.82</b> (28.0) 23 FINISH <b>1:15.66</b> (28.8) 17
<b>2</b>	205. Josh WHYTE - NZL 200m <b>18.12</b> (18.1) 16 600m <b>44.98</b> (26.8) 14 FINISH <b>1:13.24</b> (28.2) 15	216. Viktor Hald THORUP - DEN 200m <b>18.36</b> (18.3) 19 600m <b>45.51</b> (27.1) 16 FINISH <b>1:13.14</b> (27.6) 14
<b>3</b>	242. Theron SANDS - USA 200m <b>23.80</b> (23.8) 53 600m <b>1:00.35</b> (36.5) 52 FINISH <b>1:37.21</b> (36.8) 53	226. Edward NAGEL - USA 200m <b>19.78</b> (19.7) 36 600m <b>52.39</b> (32.6) 44 FINISH <b>1:28.58</b> (36.1) 50
<b>4</b>	230. Anson QUINN - USA 200m <b>19.78</b> (19.7) 36 600m <b>51.07</b> (31.2) 37 FINISH <b>1:24.05</b> (32.9) 36	200. Landon BOGEE - USA 200m <b>20.80</b> (20.8) 47 600m <b>53.48</b> (32.6) 47 FINISH <b>1:28.30</b> (34.8) 49
<b>5</b>	247. Joshua KRIETER - USA 200m <b>21.57</b> (21.5) 50 600m <b>56.04</b> (34.4) 51 FINISH <b>1:35.12</b> (39.0) 52	214. Kyler DE GROOT - USA 200m <b>21.70</b> (21.7) 51 600m <b>53.77</b> (32.0) 49 FINISH <b>1:27.45</b> (33.6) 47
<b>6</b>	209. Anthony PALADINO - USA 200m <b>20.50</b> (20.5) 43 600m (-) 53 FINISH <b>1:24.57</b> (-) 37	211. Gavin ORD - USA 200m <b>20.75</b> (20.7) 46 600m <b>52.70</b> (31.9) 46 FINISH <b>1:26.66</b> (33.9) 44
<b>7</b>	204. Chris ORD - USA 200m <b>22.19</b> (22.1) 52 600m <b>55.99</b> (33.7) 50 FINISH <b>1:33.61</b> (37.6) 51	225. Henry SCHLICHTING - USA 200m <b>20.21</b> (20.2) 39 600m <b>51.58</b> (31.3) 41 FINISH <b>1:26.20</b> (34.6) 43
<b>8</b>	252. Orion GATRELL - USA 200m <b>21.04</b> (21.0) 49 600m <b>53.61</b> (32.5) 48 FINISH <b>1:27.82</b> (34.2) 48	229. Tristan BOYD - USA 200m <b>20.80</b> (20.8) 47 600m <b>52.13</b> (31.3) 43 FINISH <b>1:25.41</b> (33.2) 42
<b>9</b>	222. Kaiden WOODS - USA 200m <b>20.70</b> (20.7) 44 600m <b>51.62</b> (30.9) 42 FINISH <b>1:24.58</b> (32.9) 38	202. Thomas ESTEVEZ - COL 200m <b>20.32</b> (20.3) 42 600m <b>51.49</b> (31.1) 40 FINISH <b>1:24.70</b> (33.2) 39
<b>10</b>	241. Jerry MECH - USA 200m <b>19.26</b> (19.2) 30 600m <b>50.38</b> (31.1) 34 FINISH <b>1:24.85</b> (34.4) 40	238. Mark YANAGIHARA - USA 200m <b>20.25</b> (20.2) 41 600m <b>51.47</b> (31.2) 39 FINISH <b>1:27.07</b> (35.6) 45
<b>11</b>	228. Sam CHAMBERLAIN - USA 200m <b>19.37</b> (19.3) 33 600m <b>49.75</b> (30.3) 32 FINISH <b>1:22.57</b> (32.8) 32	223. Jeremy SONG - USA 200m <b>19.91</b> (19.9) 38 600m <b>50.56</b> (30.6) 35 FINISH <b>1:23.82</b> (33.2) 35
<b>12</b>	243. Jeff TERWILLIGER - USA 200m <b>20.73</b> (20.7) 45 600m <b>52.49</b> (31.7) 45 FINISH <b>1:27.23</b> (34.7) 46	207. Ryan OLIJNYK - USA 200m <b>20.23</b> (20.2) 40 600m <b>51.21</b> (30.9) 38 FINISH <b>1:23.71</b> (32.4) 34



**2024 US CHAMPIONSHIPS, AMERICAN CUP 1,  
YOUTH OLYMPIC GAMES QUALIFIER**

**PETTIT NATIONAL ICE CENTER - MILWAUKEE (USA)**



USSPEEDSKATING

**LAP TIMES 1000m Men  
Sunday, 29 October 2023**

Race	Inner Lane	Outer Lane
<b>13</b>	232. Patrick KOSEL - USA	248. Keith KEOVAN - USA
	200m <b>19.58</b> (19.5) 34	200m <b>19.18</b> (19.1) 28
	600m <b>50.61</b> (31.0) 36	600m <b>48.75</b> (29.5) 29
	FINISH <b>1:23.55</b> (32.9) 33	FINISH <b>1:20.70</b> (31.9) 29
<b>14</b>	220. Samuel HART-GORMAN - USA	245. Éder LOPES MORAES - BRA
	200m <b>19.36</b> (19.3) 32	200m <b>19.19</b> (19.1) 29
	600m <b>49.30</b> (29.9) 31	600m <b>48.00</b> (28.8) 27
	FINISH <b>1:20.39</b> (31.1) 27	FINISH <b>1:18.15</b> (30.1) 25
<b>15</b>	236. Dan CARNEY - USA	218. Zachary JENSEN - USA
	200m <b>19.02</b> (19.0) 27	200m <b>18.75</b> (18.7) 22
	600m <b>48.87</b> (29.8) 30	600m <b>47.41</b> (28.6) 25
	FINISH <b>1:21.61</b> (32.7) 31	FINISH <b>1:19.61</b> (32.2) 26
<b>16</b>	217. Andrew LOVE - USA	215. Nathaniel BEVERIDGE - USA
	200m <b>19.59</b> (19.5) 35	200m <b>19.28</b> (19.2) 31
	600m <b>50.37</b> (30.7) 33	600m <b>48.38</b> (29.1) 28
	FINISH <b>1:24.91</b> (34.5) 41	FINISH <b>1:21.18</b> (32.8) 30
<b>17</b>	250. Max WEBER - USA	227. Liam KITCHEL - USA
	200m <b>18.22</b> (18.2) 18	200m <b>18.48</b> (18.4) 21
	600m <b>46.47</b> (28.2) 19	600m <b>46.71</b> (28.2) 21
	FINISH <b>1:16.19</b> (29.7) 21	FINISH <b>1:16.51</b> (29.8) 22
<b>18</b>	210. Aiden MEACHAM - USA	208. William SILK - USA
	200m <b>18.82</b> (18.8) 25	200m <b>18.79</b> (18.7) 24
	600m <b>47.42</b> (28.5) 26	600m <b>46.72</b> (27.9) 22
	FINISH <b>1:17.07</b> (29.6) 24	FINISH <b>1:15.81</b> (29.0) 18
<b>19</b>	254. Brian BULLARD - USA	249. Andres CAMPO - COL
	200m <b>18.08</b> (18.0) 15	200m <b>18.38</b> (18.3) 20
	600m <b>46.11</b> (28.0) 18	600m <b>47.05</b> (28.6) 24
	FINISH <b>DQ</b> (30.4) 23	FINISH <b>1:20.66</b> (33.6) 28
<b>20</b>	253. Carl TATELLI - USA	212. Dylan WOODBURY - USA
	200m <b>18.97</b> (18.9) 26	200m <b>17.86</b> (17.8) 13
	600m <b>46.59</b> (27.6) 20	600m <b>44.01</b> (26.1) 13
	FINISH <b>1:16.08</b> (29.5) 20	FINISH <b>1:11.90</b> (27.8) 11
<b>21</b>	201. Sabien TINSON - USA	235. Matthew SALM - USA
	200m <b>17.20</b> (17.2) 9	200m <b>17.86</b> (17.8) 13
	600m <b>43.47</b> (26.2) 9	600m <b>45.62</b> (27.7) 17
	FINISH <b>1:12.96</b> (29.5) 13	FINISH <b>1:16.07</b> (30.4) 19
<b>22</b>	240. Thomas FITZGERALD - USA	206. Emery LEHMAN - USA
	200m <b>18.18</b> (18.1) 17	200m <b>17.58</b> (17.5) 12
	600m <b>45.18</b> (27.0) 15	600m <b>43.51</b> (25.9) 11
	FINISH <b>1:13.87</b> (28.7) 16	FINISH <b>1:10.41</b> (26.8) 7
<b>23</b>	203. Tanner WORLEY - USA	219. Auggie HERMAN - USA
	200m <b>16.94</b> (16.9) 6	200m <b>17.46</b> (17.4) 11
	600m <b>42.85</b> (25.9) 7	600m <b>43.56</b> (26.1) 12
	FINISH <b>1:11.01</b> (28.1) 8	FINISH <b>1:11.72</b> (28.1) 10
<b>24</b>	231. Oliver GROB - SUI	233. Jonathan TOBON - USA
	200m <b>16.99</b> (16.9) 7	200m <b>17.28</b> (17.2) 10
	600m <b>43.48</b> (26.4) 10	600m <b>43.39</b> (26.1) 8
	FINISH <b>1:12.36</b> (28.8) 12	FINISH <b>1:11.43</b> (28.0) 9



**2024 US CHAMPIONSHIPS, AMERICAN CUP 1,  
YOUTH OLYMPIC GAMES QUALIFIER**

**PETTIT NATIONAL ICE CENTER - MILWAUKEE (USA)**



U S SPEEDSKATING

**LAP TIMES 1000m Men  
Sunday, 29 October 2023**

Race	Inner Lane	Outer Lane
<b>25</b>	256. Jordan STOLZ - USA	237. Zach STOPPELMOOR - USA
	200m <b>16.55</b> (16.5) 2	200m <b>16.83</b> (16.8) 5
	600m <b>41.58</b> (25.0) 2	600m <b>41.89</b> (25.0) 4
	FINISH <b>1:07.85</b> (26.2) 1	FINISH <b>1:09.08</b> (27.1) 4
<b>26</b>	239. Conor MCDERMOTT-MOSTOWY - USA	244. Cooper MCLEOD - USA
	200m <b>16.78</b> (16.7) 3	200m <b>16.33</b> (16.3) 1
	600m <b>41.63</b> (24.8) 3	600m <b>41.17</b> (24.8) 1
	FINISH <b>1:08.67</b> (27.0) 3	FINISH <b>1:08.56</b> (27.4) 2
<b>27</b>	246. Austin KLEBA - USA	213. William GEBAUER - USA
	200m <b>16.80</b> (16.8) 4	200m <b>17.02</b> (17.0) 8
	600m <b>42.37</b> (25.5) 5	600m <b>42.47</b> (25.4) 6
	FINISH <b>1:09.96</b> (27.6) 6	FINISH <b>1:09.84</b> (27.4) 5

# USA Championships / AmCup #1 / COL Championships

Pettit National Ice Center - Milwaukee (USA)

27 - 29 October 2023

## Mass Start (16 Laps) Women US Champs #1

29 October 2023

	Position	Helmet #	Name	Nation	Age
1	1	1	100 KILBURG Mia	USA	L30
	2	2	134 WARREN Sarah	USA	LSA
	3	3	126 QUINN Anna	USA	LSA
	4	4	139 BIRKELAND Giorgia	USA	LN3
	5	5	114 YDE Piper	USA	LA2
	6	6	121 SIMMONS Rebecca	USA	L35
2	7	7	107 SOLDAN Marley	USA	LB2
	8	8	138 DAHLMANN Melissa	USA	L40
	9	9	106 WILLIAMS Libby	USA	LA2

*B.H.* 10/28/2023

# USA Championships / AmCup #1 / COL Championships


Pettit National Ice Center - Milwaukee (USA)

27 - 29 October 2023

## Mass Start (16 Laps) Men US Champs #1

29 October 2023

	Position	Helmet #	Name	Nation	Age
1	1	31	256 STOLZ Jordan	USA	MN1
	2	32	206 LEHMAN Emery	USA	MSA
	3	33	251 DAWSON Casey	USA	MN4
	4	34	221 CEPURAN Ethan	USA	MSA
	5	35	239 MCDERMOTT-MOSTOWY Conor	USA	MSA
	6	36	233 TOBON Jonathan	USA	MN1
2	7	37	203 WORLEY Tanner	USA	MSA
	8	38	237 STOPPELMOOR Zach	USA	MSA
	9	39	212 WOODBURY Dylan	USA	MA2
	10	40	253 TATELLI Carl	USA	MA2
	11	41	224 DUNFEE Kelin	USA	M30
	12	42	240 FITZGERALD Thomas	USA	MN3
3	13	43	208 SILK William	USA	MA1
	14	44	227 KITCHEL Liam	USA	MB1
	15	45	250 WEBER Max	USA	MB1
	16	46	210 MEACHAM Aiden	USA	MB2



# USA Championships / AmCup #1 / COL Championships

Pettit National Ice Center - Milwaukee (USA)

27 - 29 October 2023

## Mass Start (10 Laps) Women #1

29 October 2023

	Position	Helmet #	Name	Nation	Age
1	1	11	108 PROSVIRNOVA Sofia	DEN	LSA
	2	12	129 RODRIGUEZ Laura Michelle	COL	LA1
	3	13	119 MERCS Abigél	HUN	LN2
	4	14	128 VARGAS RODRIGUEZ Isabella	COL	LB2
	5	15	135 PAES Larissa	BRA	LSA
	6	16	109 TEEPLES Ella	USA	LC2
2	7	18	117 LINDENSKOV Natascha	DEN	LA2
	8	19	143 GAKOVIC Natasa	USA	LA2
	9	20	137 RADULOVIC Nastasja	USA	LA1
	10	21	122 CHOI Leah	USA	LB1
	11	23	110 STAVE Elise	USA	LB1
	12	25	111 STAVE Elena	USA	LC1
3	13	26	127 SIATAMA Karen	COL	LA1
	14	28	104 WHITCOMB Keeley	USA	LB1

*B. H. 10/28/2023*

# USA Championships / AmCup #1 / COL Championships

Pettit National Ice Center - Milwaukee (USA)

27 - 29 October 2023

Mass Start (10 Laps) Men #1

29 October 2023

	Position	Helmet #	Name	Nation	Age
1	1	51	216 THORUP Viktor Hald	DEN	MSA
	2	52	205 WHYTE Josh	NZL	MSA
	3	53	245 LOPES MORAES Éder	BRA	M35
	4	54	218 JENSEN Zachary	USA	MA2
	5	55	220 HART-GORMAN Samuel	USA	MA1
	6	56	223 SONG Jeremy	USA	MC2
2	7	57	222 WOODS Kaiden	USA	MA1
	8	58	232 KOSEL Patrick	USA	MB2
	9	59	202 ESTEVEZ Thomas	COL	MA2
	10	60	229 BOYD Tristan	USA	MA2
	11	61	230 QUINN Anson	USA	MB2
	12	62	252 GATRELL Orion	USA	M35
3	13	63	228 CHAMBERLAIN Sam	USA	MC2
	14	64	209 PALADINO Anthony	USA	MC2
	15	65	200 BOGEE Landon	USA	MC1
	16	66	226 NAGEL Edward	USA	MB2
	17	67	249 CAMPO Andres	COL	MSA





**2023 US Championships Women's 16 Lap Mass Start**  
**October 29th, 2023**

Rank	Name	Race #1		Race #2		Total AmCup Points
		Div	Race Points	AmCup Points	Race Points	
1	YDE Piper	USA	40	54	61	114
2	BIRKELAND Giorgia	USA	20	48	27	96
3	SOLDAN Marley	USA	11	40	11	83
4	SIMMONS Rebecca	USA	13	43	6	81
5	DAHLMANN Melissa	USA	9	38	9	78
6	KILBURG Mia	USA	61	60		60
7	WARREN Sarah				43	54
8	QUINN Anna	USA	3	36		36

Rank	Name	Race #1		Race #2		
		Div	Race Points	AmCup Points	Race Points	AmCup Points
1	KILBURG Mia	USA	61	60		
2	YDE Piper	USA	40	54		
3	BIRKELAND Giorgia	USA	20	48		
4	SIMMONS Rebecca	USA	13	43		
5	SOLDAN Marley	USA	11	40		
6	DAHLMANN Melissa	USA	9	38		
7	QUINN Anna	USA	3	36		
8	WARREN Sarah	USA	DNS			

Name	Div	Race #1		Race #2	
		Race Points	AmCup Points	Race Points	AmCup Points
YDE Piper	USA			61	60
WARREN Sarah	USA			43	54
BIRKELAND Giorgia	USA			27	48
SOLDAN Marley	USA			11	43
DAHLMANN Melissa	USA			9	40
SIMMONS Rebecca	USA			6	38
KILBURG Mia	USA			DNS	
QUINN Anna	USA			DNS	

*S.M.P.* 10/29/2023



**US SPEEDSKATING**

**2023 AmCup Women's 10 Lap Mass Start**

October 29th, 2023

Rank:	Name:	Race #1		Race #2		Total AmCup Points
		Div	Race Points	AmCup Points	Race Points	
1	PROSVIRNOVA Sofia	DEN	36	60	36	120
2	MERCS Abigél	HUN	21	54	10	102
3	RODRIGUEZ Laura Michelle	COL	12	48	24	102
4	LINDENSKOV Natascha	DEN	4	43	6	86
5	CHOI Leah	USA	1	36	2	76
6	TEEPLES Ella	USA	3	40	34	74
7	PAES Larissa	BRA	2	38	36	74
8	GAKOVIC Natasa	USA		32	1	70
9	STAVE Elise	USA		34	31	65
10	WHITCOMB Keeley	USA		31	29	60
11	SIATAMA Karen	COL		30	DQ	58
12	VARGAS RODRIGUEZ Isabella	COL		29		29
13	STAVE Elena	USA		28		28

Rank:	Name:	Race #1		Race #2	
		Div	Race Points	AmCup Points	Race Points
1	PROSVIRNOVA Sofia	DEN	36	60	60
2	MERCS Abigél	HUN	21	54	54
3	RODRIGUEZ Laura Michelle	COL	12	48	48
4	LINDENSKOV Natascha	DEN	4	43	43
5	TEEPLES Ella	USA	3	40	40
6	PAES Larissa	BRA	2	38	38
7	CHOI Leah	USA	1	36	36
8	STAVE Elise	USA		34	34
9	GAKOVIC Natasa	USA		32	32
10	WHITCOMB Keeley	USA		31	31
11	SIATAMA Karen	COL		30	30
12	VARGAS RODRIGUEZ Isabella	COL		29	29
13	STAVE Elena	USA		28	28

Rank:	Name:	Race #2		AmCup Points
		Div	Race Points	
1	PROSVIRNOVA Sofia	DEN	36	60
2	RODRIGUEZ Laura Michelle	COL	24	54
3	MERCS Abigél	HUN	10	48
4	LINDENSKOV Natascha	DEN	6	43
5	CHOI Leah	USA	2	40
6	GAKOVIC Natasa	USA	1	38
7	PAES Larissa	BRA		36
8	TEEPLES Ella	USA		34
9	STAVE Elise	USA		31
10	WHITCOMB Keeley	USA		29
11	SIATAMA Karen	COL	DQ	28

*B-T/D*  
*10/29/2023*



**US SPEEDSKATING**

2023 US Championships Men's 16 Lap Mass Start

October 29th, 2023

Rank	Name	Race #1		Race #2		AmCup Point Total
		DIV	Race Points	Race Points	AmCup Points	
1	STOLZ Jordan	USA	40	60	60	114
2	MCDERMOTT-MOSTOWY Conor	USA	61	12	43	103
3	CEPURAN Ethan	USA	22	40	54	102
4	DAWSON Casey	USA	9	9	40	80
5	DUNFEE Kelin	USA	6	8	38	76
6	TATELLI Carl	USA	28	20	48	76
7	STOPPELMOOR Zach	USA	10	43	30	73
8	LEHMAN Emery	USA	1	32	36	68
9	KITCHEL Liam	USA	31		34	65
10	TOBON Jonathan	USA	1	34	29	63
11	MEACHAM Aiden	USA	27		31	58
12	FITZGERALD Thomas	USA	26		32	58
13	WEBER Max	USA	25		28	53
14	WOODBURY Dylan	USA	3	DNS		36
15	SILK William	USA	29	DNS		29

Rank	Name	Race #1		Race #2	
		DIV	Race Points	Race Points	AmCup Points
1	MCDERMOTT-MOSTOWY Conor	USA	61	60	60
2	STOLZ Jordan	USA	40	54	54
3	CEPURAN Ethan	USA	22	48	48
4	STOPPELMOOR Zach	USA	10	43	43
5	DAWSON Casey	USA	9	40	40
6	DUNFEE Kelin	USA	6	38	38
7	WOODBURY Dylan	USA	3	36	36
8	TOBON Jonathan	USA	1	34	34
9	LEHMAN Emery	USA	1	32	32
10	KITCHEL Liam	USA	31		31
11	SILK William	USA	29		29
12	TATELLI Carl	USA	28		28
13	MEACHAM Aiden	USA	27		27
14	FITZGERALD Thomas	USA	26		26
15	WEBER Max	USA	25		25

Rank	Name	DIV	Race #2	
			Race Points	AmCup Points
1	STOLZ Jordan	USA	60	60
2	CEPURAN Ethan	USA	40	54
3	TATELLI Carl	USA	20	48
4	MCDERMOTT-MOSTOWY Conor	USA	12	43
5	DAWSON Casey	USA	9	40
6	DUNFEE Kelin	USA	8	38
7	LEHMAN Emery	USA		36
8	KITCHEL Liam	USA		34
9	FITZGERALD Thomas	USA		32
10	MEACHAM Aiden	USA		31
11	STOPPELMOOR Zach	USA		30
12	TOBON Jonathan	USA		29
13	WEBER Max	USA		28
14	WOODBURY Dylan	USA	DNS	DNS
15	SILK William	USA	DNS	DNS



US SPEEDSKATING

*Randy James*

2023 AmCup Men's 10 Lap Mass Start

October 29th, 2023

Rank:	Name:	Race #1		Race #2		AmCup Point Total	
		Div	AmCup Points	Div	AmCup Points		
1	LOPES MORAES Éder	BRA	22	54	36	60	90
2	HART-GORMAN Samuel	USA	43	21	54	54	64
3	THORUP Viktor Hald	DEN	36	60	14	48	60
4	ESTEVEZ Thomas	COL	40	48	14	48	54
5	WHYTE Josh	NZL	14	48			48
6	CHAMBERLAIN Sam	USA	38	34	34	34	38
7	WOODS Kaïden	USA	34	3	40	40	37
8	CAMPO Andres	COL	36	27	27	27	36
9	PALADINO Anthony	USA	30	6	43	43	36
10	QUINN Anson	USA	32	36	36	36	32
11	BOYD Tristan	USA	31	31	31	31	31
12	KOSEL Patrick	USA	29	1	38	38	30
13	GATRELL Orion	USA	28	29	29	29	28
14	JENSEN Zachary	USA	27	32	32	32	27
15	BOGEE Landon	USA	DQ	26	30	30	26
16	NAGEL Edward	USA	DNS				0
17	SONG Jeremy	USA	DNS		28	28	0

Rank:	Name:	Race #1		Race #2		AmCup Points
		Div	AmCup Points	Div	AmCup Points	
1	LOPES MORAES Éder	BRA	36	36	36	60
2	HART-GORMAN Samuel	USA	21	21	21	54
3	ESTEVEZ Thomas	COL	14	14	14	48
4	PALADINO Anthony	USA	6	6	6	43
5	WOODS Kaïden	USA	3	3	3	40
6	KOSEL Patrick	USA	1	1	1	38
7	QUINN Anson	USA				36
8	CHAMBERLAIN Sam	USA				34
9	JENSEN Zachary	USA				32
10	BOYD Tristan	USA				31
11	BOGEE Landon	USA				30
12	GATRELL Orion	USA				29
13	SONG Jeremy	USA				28
14	CAMPO Andres	COL				27
15	THORUP Viktor Hald	DEN				DNS
16	WHYTE Josh	NZL				DNS
17	NAGEL Edward	USA				DNS

Rank:	Name:	Race #1		Race #2		AmCup Points
		Div	AmCup Points	Div	AmCup Points	
1	THORUP Viktor Hald	DEN	36	60	60	60
2	LOPES MORAES Éder	BRA	22	54	54	54
3	WHYTE Josh	NZL	14	48	48	48
4	HART-GORMAN Samuel	USA	43	43	43	43
5	ESTEVEZ Thomas	COL	40	40	40	40
6	CHAMBERLAIN Sam	USA	38	38	38	38
7	CAMPO Andres	COL	36	36	36	36
8	WOODS Kaïden	USA	34	34	34	34
9	QUINN Anson	USA	32	32	32	32
10	BOYD Tristan	USA	31	31	31	31
11	PALADINO Anthony	USA	30	30	30	30
12	KOSEL Patrick	USA		29	29	29
13	GATRELL Orion	USA		28	28	28
14	JENSEN Zachary	USA		27	27	27
15	BOGEE Landon	USA	DQ	26	26	26
16	NAGEL Edward	USA	DNS			DNS
17	SONG Jeremy	USA	DNS			DNS



US SPEEDSKATING