



2024 AmCup 2/US Junior Championships


&

John Rose Open

December 13-15, 2024

Roseville, MN

<b>USS AmCup 2/US Junior Long Track Championships</b>	
Date: December 13-15, 2024	
<b>POSITION:</b>	<b>NAME:</b>
<b>Chief Referee - Men</b>	Susan Gralak
<b>Chief Referee- Ladies</b>	Erik Ducker
<b>Assistant Referee- Men</b>	Greg Boenning
<b>Assistant Referee- Ladies</b>	Rich Vehe
<b>Competition Director</b>	Rhianna Stave/Nick Pearson/Susan Sandvig-Shobe
<b>Official Starter-Ladies</b>	Adam Johnson
<b>Official Starter-Men</b>	Matt Vraa
<b>Assistant Starter</b>	n/a
<b>FINISH STRAIGHT JUDGE</b>	Paul Stangl
<b>FINISH LINE JUDGE</b>	Jeff Kosel
<b>CORNER JUDGE</b>	Dan Immerfall
<b>CORNER JUDGE</b>	Susan Sandvig-Shobe
<b>ARMBANDS</b>	Paul Gangl
<b>RECORDER</b>	
<b>CHIEF MANUAL TIMER</b>	Elizabeth Odette
<b>MANUAL TIMER</b>	Rick Tepe
<b>MANUAL TIMER</b>	Ryan Chamberlain
<b>MANUAL TIMER</b>	Alexis Lorenz
<b>MANUAL TIMER</b>	Jodi Kosel
<b>MANUAL TIMER</b>	Jessica Waletski
<b>MANUAL TIMER</b>	Suzan Klein
<b>LAP COUNTER</b>	Ryan Chamberlain
<b>ON ICE-TECH</b>	Taylor Dreisen
<b>TRACK STEWARD</b>	George Joyer
<b>TRACK STEWARD</b>	Ed Richardson
<b>TRACK STEWARD</b>	Oliver Chamberlain
<b>TRACK STEWARD</b>	Kiera Whitcomb
<b>AUTOMATED TIMING SPECIALIST/ PHOTO FINISH JUDGE</b>	Jim Herman, Naveen Konduru, Carolyn Spiewak
<b>PHOTO FINISH AUTOMATED TIMING SPECIALIST/ PHOTO FINISH JUDGE</b>	n/a
<b>PHOTO FINISH JUDGE</b>	n/a
<b>PHOTO FINISH JUDGE</b>	n/a
<b>TRANSPONDERS</b>	n/a
<b>ANNOUNCERS</b>	Greg Bieber

	<b>AMCUP #2</b>	
	<b>JOHN ROSE OVAL - ROSEVILLE (USA)</b> <b>13 - 15 Dec 2024</b>	

**RESULT 500m Men #1**  
**Friday, 13 December 2024**

Rnk	Nr	Name	Country	Race	Lane	Time	Behind	Points
1	203	Alec SKLUTOVSKY	USA	21	Out	37.63		
2	206	Auggie HERMAN	USA	19	Out	37.82	+0.19	
3	231	Max WEBER	USA	19	In	38.48	+0.85	
4	226	Liam KITCHEL	USA	21	In	39.00	+1.37	
5	242	Zachary JENSEN	USA	18	Out	39.29	+1.66	
6	236	Sam CHAMBERLAIN	USA	18	In	39.31	+1.68	
7	214	George WHEELLOCK	USA	20	Out	39.51	+1.88	
8	241	William SILK	USA	17	In	39.62	+1.99	
9	207	Brian BULLARD	USA	20	In	39.63	+2.00	
10	225	Leo DROSSOS-THOMPSON	USA	16	In	39.88	+2.25	
11	218	Jerry MECH	USA	14	In	39.89	+2.26	
12	228	Matthew SALM	USA	16	Out	39.91	+2.28	
13	234	Riley MARTIN	USA	15	Out	40.15	+2.52	
14	210	David PROVOD	USA	17	Out	40.43	+2.80	
15	202	Aiden MEACHAM	USA	13	Out	40.47	+2.84	
16	221	Keith KEOVAN	USA	14	Out	41.09	+3.46	
17	235	Samuel HART-GORMAN	USA	10	In	41.47(3)	+3.84	
17	212	Finn SIEBERT	USA	12	In	41.47(3)	+3.84	
19	211	Edward NAGEL	USA	15	In	41.51	+3.88	
20	229	Matthew KUROWSKI	USA	11	Out	41.56	+3.93	
21	224	Landon BOGEE	USA	7	Out	41.59	+3.96	
22	209	Colin LEE	USA	9	In	41.89	+4.26	
23	204	Anson QUINN	USA	12	Out	41.91	+4.28	
24	215	Henry SCHLICHTING	USA	10	Out	41.98	+4.35	
25	220	Kai PEACOCK	CAN	11	In	42.30	+4.67	
26	213	Gavin ORD	USA	9	Out	42.42	+4.79	
27	217	Jeremy SONG	USA	13	In	42.68	+5.05	
28	205	Ashwin KONDURU	IND	5	Out	43.29	+5.66	
29	237	Sebastien EPPERSON	USA	8	In	43.31	+5.68	
30	233	Randy PLETT	CAN	4	In	43.53	+5.90	
31	222	Kieran COLLINS	USA	6	In	43.76	+6.13	



	<b>AMCUP #2</b>	
	<b>JOHN ROSE OVAL - ROSEVILLE (USA)</b> <b>13 - 15 Dec 2024</b>	

**RESULT 500m Men #1**  
**Friday, 13 December 2024**

Rnk	Nr	Name	Country	Race	Lane	Time	Behind	Points
32	216	Jeff TERWILLIGER	USA	4	Out	<b>43.97</b>	+6.34	
33	227	Markevous HUMPHREY	USA	7	In	<b>44.89</b>	+7.26	
34	238	Tariq ELATTAOUI	USA	3	Out	<b>45.61</b>	+7.98	
35	200	Adrian LANOIE	CAN	2	In	<b>45.69</b>	+8.06	
36	219	Joshua KRIETER	USA	1	Out	<b>45.80</b>	+8.17	
37	240	Tristan BOYD	USA	5	In	<b>46.47(4)</b>	+8.84	
38	230	Matthew TRIMBLE	USA	6	Out	<b>46.47(5)</b>	+8.84	
39	208	Chris ORD	USA	1	In	<b>47.07</b>	+9.44	
40	223	Kyler DE GROOT	USA	2	Out	<b>47.31</b>	+9.68	
41	232	Peyton WENDT	USA	3	In	<b>47.56</b>	+9.93	
	201	Adriel Elrond GICA	USA	8	Out	<b>DQ</b>		

Referee: Susan GRALAK (USA) / Starter: Matthew VRAA (USA)

Conditions	Time	Air Temperature	Humidity	Ice Temperature
------------	------	-----------------	----------	-----------------



	<b>AMCUP #2</b>	
	<b>JOHN ROSE OVAL - ROSEVILLE (USA)</b> <b>13 - 15 Dec 2024</b>	

**LAP TIMES 500m Men #1**  
**Friday, 13 December 2024**

Race	Inner Lane	Outer Lane
------	------------	------------

<b>1</b>	208. Chris ORD - USA	219. Joshua KRIETER - USA
	100m <b>12.58</b> (12.5) 37	100m <b>12.12</b> (12.1) 34
	FINISH <b>47.07</b> (34.4) 39	FINISH <b>45.80</b> (33.6) 36
<b>2</b>	200. Adrian LANOIE - CAN	223. Kyler DE GROOT - USA
	100m <b>12.23</b> (12.2) 35	100m <b>13.32</b> (13.3) 40
	FINISH <b>45.69</b> (33.4) 35	FINISH <b>47.31</b> (33.9) 40
<b>3</b>	232. Peyton WENDT - USA	238. Tariq ELATTAOUI - USA
	100m <b>12.58</b> (12.5) 37	100m <b>11.92</b> (11.9) 32
	FINISH <b>47.56</b> (34.9) 41	FINISH <b>45.61</b> (33.6) 34
<b>4</b>	233. Randy PLETT - CAN	216. Jeff TERWILLIGER - USA
	100m <b>11.78</b> (11.7) 31	100m <b>11.98</b> (11.9) 33
	FINISH <b>43.53</b> (31.7) 30	FINISH <b>43.97</b> (31.9) 32
<b>5</b>	240. Tristan BOYD - USA	205. Ashwin KONDURU - IND
	100m <b>12.65</b> (12.6) 39	100m <b>11.69</b> (11.6) 29
	FINISH <b>46.47</b> (33.8) 37	FINISH <b>43.29</b> (31.5) 28
<b>6</b>	222. Kieran COLLINS - USA	230. Matthew TRIMBLE - USA
	100m <b>11.50</b> (11.5) 25	100m <b>12.57</b> (12.5) 36
	FINISH <b>43.76</b> (32.2) 31	FINISH <b>46.47</b> (33.9) 37
<b>7</b>	227. Markevous HUMPHREY - USA	224. Landon BOGEE - USA
	100m <b>11.58</b> (11.5) 27	100m <b>11.25</b> (11.2) 23
	FINISH <b>44.89</b> (33.3) 33	FINISH <b>41.59</b> (30.3) 21
<b>8</b>	237. Sebastien EPPERSON - USA	201. Adriel Elrond GICA - USA
	100m <b>11.71</b> (11.7) 30	100m
	FINISH <b>43.31</b> (31.6) 29	FINISH
<b>9</b>	209. Colin LEE - USA	213. Gavin ORD - USA
	100m <b>42.42</b> (42.4) 41	100m <b>11.53</b> (11.5) 26
	FINISH <b>41.89</b> (-0.5) 22	FINISH <b>42.42</b> (30.8) 26
<b>10</b>	235. Samuel HART-GORMAN - USA	215. Henry SCHLICHTING - USA
	100m <b>11.24</b> (11.2) 22	100m <b>11.63</b> (11.6) 28
	FINISH <b>41.47</b> (30.2) 17	FINISH <b>41.98</b> (30.3) 24
<b>11</b>	220. Kai PEACOCK - CAN	229. Matthew KUROWSKI - USA
	100m <b>11.14</b> (11.1) 18	100m <b>11.40</b> (11.4) 24
	FINISH <b>42.30</b> (31.1) 25	FINISH <b>41.56</b> (30.1) 20
<b>12</b>	212. Finn SIEBERT - USA	204. Anson QUINN - USA
	100m <b>11.23</b> (11.2) 21	100m <b>11.19</b> (11.1) 19
	FINISH <b>41.47</b> (30.2) 17	FINISH <b>41.91</b> (30.7) 23
<b>13</b>	217. Jeremy SONG - USA	202. Aiden MEACHAM - USA
	100m <b>11.20</b> (11.2) 20	100m <b>11.02</b> (11.0) 17
	FINISH <b>42.68</b> (31.4) 27	FINISH <b>40.47</b> (29.4) 15



	<b>AMCUP #2</b>	 <b>US SPEED SKATING</b>
	<b>JOHN ROSE OVAL - ROSEVILLE (USA)</b> <b>13 - 15 Dec 2024</b>	

<b>LAP TIMES 500m Men #1</b> <b>Friday, 13 December 2024</b>
---

Race	Inner Lane				Outer Lane	
<b>14</b>	218. Jerry MECH - USA				221. Keith KEOVAN - USA	
	100m	<b>10.72</b>	(10.7)	7	100m	<b>10.98</b> (10.9) 15
	FINISH	<b>39.89</b>	(29.1)	11	FINISH	<b>41.09</b> (30.1) 16
<b>15</b>	211. Edward NAGEL - USA				234. Riley MARTIN - USA	
	100m	<b>10.83</b>	(10.8)	10	100m	<b>10.78</b> (10.7) 8
	FINISH	<b>41.51</b>	(30.6)	19	FINISH	<b>40.15</b> (29.3) 13
<b>16</b>	225. Leo DROSSOS-THOMPSON - USA				228. Matthew SALM - USA	
	100m	<b>10.96</b>	(10.9)	14	100m	<b>10.78</b> (10.7) 8
	FINISH	<b>39.88</b>	(28.9)	10	FINISH	<b>39.91</b> (29.1) 12
<b>17</b>	241. William SILK - USA				210. David PROVOD - USA	
	100m	<b>11.01</b>	(11.0)	16	100m	<b>10.95</b> (10.9) 13
	FINISH	<b>39.62</b>	(28.6)	8	FINISH	<b>40.43</b> (29.4) 14
<b>18</b>	236. Sam CHAMBERLAIN - USA				242. Zachary JENSEN - USA	
	100m	<b>10.51</b>	(10.5)	3	100m	<b>10.84</b> (10.8) 11
	FINISH	<b>39.31</b>	(28.8)	6	FINISH	<b>39.29</b> (28.4) 5
<b>19</b>	231. Max WEBER - USA				206. Auggie HERMAN - USA	
	100m	<b>10.68</b>	(10.6)	6	100m	<b>10.35</b> (10.3) 1
	FINISH	<b>38.48</b>	(27.8)	3	FINISH	<b>37.82</b> (27.4) 2
<b>20</b>	207. Brian BULLARD - USA				214. George WHEELLOCK - USA	
	100m	<b>10.39</b>	(10.3)	2	100m	<b>10.84</b> (10.8) 11
	FINISH	<b>39.63</b>	(29.2)	9	FINISH	<b>39.51</b> (28.6) 7
<b>21</b>	226. Liam KITCHEL - USA				203. Alec SKLUTOVSKY - USA	
	100m	<b>10.64</b>	(10.6)	5	100m	<b>10.53</b> (10.5) 4
	FINISH	<b>39.00</b>	(28.3)	4	FINISH	<b>37.63</b> (27.1) 1



	<b>AMCUP #2</b>	
	<b>JOHN ROSE OVAL - ROSEVILLE (USA)</b> <b>13 - 15 Dec 2024</b>	

**RESULT 500m Women #1**  
**Friday, 13 December 2024**

Rnk	Nr	Name	Country	Race	Lane	Time	Behind	Points
1	112	Kimi GOETZ	USA	10	In	<b>39.72</b>		
2	102	Blair CRUIKSHANK	USA	9	In	<b>41.91</b>	+2.19	
3	118	Piper YDE	USA	9	Out	<b>42.73</b>	+3.01	
4	114	Libby WILLIAMS	USA	10	Out	<b>42.75</b>	+3.03	
5	108	Ilsa SHOBE	USA	8	In	<b>43.17</b>	+3.45	
6	115	Marley SOLDAN	USA	8	Out	<b>43.41</b>	+3.69	
7	106	Emma DE BOCK	USA	7	In	<b>43.86</b>	+4.14	
8	104	Elise STAVE	USA	6	In	<b>44.48</b>	+4.76	
9	107	Evie FORRER	USA	5	In	<b>44.98</b>	+5.26	
10	103	Elena STAVE	USA	3	Out	<b>45.09(7)</b>	+5.37	
10	111	Keeley WHITCOMB	USA	5	Out	<b>45.09(7)</b>	+5.37	
12	116	Mia TETRAULT	CAN	7	Out	<b>45.64</b>	+5.92	
13	117	Nastasia RADULOVIC	USA	4	In	<b>45.94</b>	+6.22	
14	113	Leah CHOI	USA	6	Out	<b>46.16</b>	+6.44	
15	100	Aileen OH	USA	3	In	<b>47.36</b>	+7.64	
16	101	Audrey HAN	USA	1	In	<b>49.44</b>	+9.72	
17	105	Elliana FICKEL	USA	1	Out	<b>50.91</b>	+11.19	
18	121	Kassidy GONZALEZ	USA	2	In	<b>51.54</b>	+11.82	
19	109	Juliette SONG	USA	2	Out	<b>51.91</b>	+12.19	
20	110	Kaitlyn LEE	USA	4	Out	<b>1:05.18</b>	+25.46	

Referee: Erik DUCKER (USA) / Starter: Adam JOHNSON (USA)

Conditions	Time	Air Temperature	Humidity	Ice Temperature
------------	------	-----------------	----------	-----------------





# AMCUP #2



## JOHN ROSE OVAL - ROSEVILLE (USA)

13 - 15 Dec 2024

US SPEED SKATING

### LAP TIMES 500m Women #1 Friday, 13 December 2024

Race	Inner Lane	Outer Lane
<b>1</b>	101. Audrey HAN - USA 100m <b>12.82</b> (12.8) 17 FINISH <b>49.44</b> (36.6) 16	105. Elliana FICKEL - USA 100m <b>13.57</b> (13.5) 20 FINISH <b>50.91</b> (37.3) 17
<b>2</b>	121. Cassidy GONZALEZ MCGLAUCHLEN - USA 100m <b>13.10</b> (13.1) 18 FINISH <b>51.54</b> (38.4) 18	109. Juliette SONG - USA 100m <b>13.52</b> (13.5) 19 FINISH <b>51.91</b> (38.3) 19
<b>3</b>	100. Aileen OH - USA 100m <b>12.30</b> (12.3) 14 FINISH <b>47.36</b> (35.0) 15	103. Elena STAVE - USA 100m <b>12.02</b> (12.0) 8 FINISH <b>45.09</b> (33.0) 10
<b>4</b>	117. Nastasja RADULOVIC - USA 100m <b>12.67</b> (12.6) 16 FINISH <b>45.94</b> (33.2) 13	110. Kaitlyn LEE - USA 100m <b>12.25</b> (12.2) 12 FINISH <b>1:05.18</b> (52.9) 20
<b>5</b>	107. Evie FORRER - USA 100m <b>12.40</b> (12.4) 15 FINISH <b>44.98</b> (32.5) 9	111. Keeley WHITCOMB - USA 100m <b>12.09</b> (12.0) 9 FINISH <b>45.09</b> (33.0) 10
<b>6</b>	104. Elise STAVE - USA 100m <b>12.26</b> (12.2) 13 FINISH <b>44.48</b> (32.2) 8	113. Leah CHOI - USA 100m <b>12.18</b> (12.1) 10 FINISH <b>46.16</b> (33.9) 14
<b>7</b>	106. Emma DE BOCK - USA 100m <b>11.84</b> (11.8) 6 FINISH <b>43.86</b> (32.0) 7	116. Mia TETRAULT - CAN 100m <b>12.21</b> (12.2) 11 FINISH <b>45.64</b> (33.4) 12
<b>8</b>	108. Ilsa SHOBE - USA 100m <b>11.86</b> (11.8) 7 FINISH <b>43.17</b> (31.3) 5	115. Marley SOLDAN - USA 100m <b>11.70</b> (11.7) 4 FINISH <b>43.41</b> (31.7) 6
<b>9</b>	102. Blair CRUIKSHANK - USA 100m <b>11.15</b> (11.1) 2 FINISH <b>41.91</b> (30.7) 2	118. Piper YDE - USA 100m <b>11.53</b> (11.5) 3 FINISH <b>42.73</b> (31.2) 3
<b>10</b>	112. Kimi GOETZ - USA 100m <b>10.80</b> (10.8) 1 FINISH <b>39.72</b> (28.9) 1	114. Libby WILLIAMS - USA 100m <b>11.82</b> (11.8) 5 FINISH <b>42.75</b> (30.9) 4



	<b>AMCUP #2</b>	
	<b>JOHN ROSE OVAL - ROSEVILLE (USA)</b> <b>13 - 15 Dec 2024</b>	

**RESULT 3000m Men Masters**  
**Friday, 13 December 2024**

Rnk	Nr	Name	Country	Race	Lane	Time	Behind	Points
<b>1</b>	233	Randy PLETT	CAN	1	Out	<b>4:56.45</b>		
<b>2</b>	216	Jeff TERWILLIGER	USA	1	In	<b>4:59.15</b>	+2.70	
<b>3</b>	230	Matthew TRIMBLE	USA	1	Out	<b>5:02.28</b>	+5.83	
<b>4</b>	219	Joshua KRIETER	USA	1	In	<b>5:30.79</b>	+34.34	

Referee: Susan GRALAK (USA) / Starter: Matthew VRAA (USA)

<b>Conditions</b>	Time	Air Temperature	Humidity	Ice Temperature
-------------------	------	-----------------	----------	-----------------

	<b>AMCUP #2</b>	
	<b>JOHN ROSE OVAL - ROSEVILLE (USA)</b> <b>13 - 15 Dec 2024</b>	

**LAP TIMES 3000m Men Masters**  
**Friday, 13 December 2024**

Race	Inner Lane	Outer Lane
------	------------	------------

<p><b>1</b> 219. Joshua KRIETER - USA</p> <table border="0"> <tr><td>200m</td><td><b>22.88</b></td><td>(22.8)</td><td>3</td></tr> <tr><td>600m</td><td><b>1:00.81</b></td><td>(37.9)</td><td>4</td></tr> <tr><td>1000m</td><td><b>1:43.41</b></td><td>(42.5)</td><td>4</td></tr> <tr><td>1400m</td><td><b>2:27.65</b></td><td>(44.2)</td><td>4</td></tr> <tr><td>1800m</td><td><b>3:12.64</b></td><td>(44.9)</td><td>4</td></tr> <tr><td>2200m</td><td><b>3:57.91</b></td><td>(45.2)</td><td>4</td></tr> <tr><td>2600m</td><td><b>4:43.77</b></td><td>(45.8)</td><td>4</td></tr> <tr><td>FINISH</td><td><b>5:30.79</b></td><td>(47.0)</td><td>4</td></tr> </table>	200m	<b>22.88</b>	(22.8)	3	600m	<b>1:00.81</b>	(37.9)	4	1000m	<b>1:43.41</b>	(42.5)	4	1400m	<b>2:27.65</b>	(44.2)	4	1800m	<b>3:12.64</b>	(44.9)	4	2200m	<b>3:57.91</b>	(45.2)	4	2600m	<b>4:43.77</b>	(45.8)	4	FINISH	<b>5:30.79</b>	(47.0)	4	<p>233. Randy PLETT - CAN</p> <table border="0"> <tr><td>200m</td><td><b>22.49</b></td><td>(22.4)</td><td>2</td></tr> <tr><td>600m</td><td><b>58.78</b></td><td>(36.2)</td><td>2</td></tr> <tr><td>1000m</td><td><b>1:37.06</b></td><td>(38.2)</td><td>1</td></tr> <tr><td>1400m</td><td><b>2:17.07</b></td><td>(40.0)</td><td>1</td></tr> <tr><td>1800m</td><td><b>2:57.01</b></td><td>(39.9)</td><td>1</td></tr> <tr><td>2200m</td><td><b>3:37.16</b></td><td>(40.1)</td><td>1</td></tr> <tr><td>2600m</td><td><b>4:17.11</b></td><td>(39.9)</td><td>1</td></tr> <tr><td>FINISH</td><td><b>4:56.45</b></td><td>(39.3)</td><td>1</td></tr> </table>	200m	<b>22.49</b>	(22.4)	2	600m	<b>58.78</b>	(36.2)	2	1000m	<b>1:37.06</b>	(38.2)	1	1400m	<b>2:17.07</b>	(40.0)	1	1800m	<b>2:57.01</b>	(39.9)	1	2200m	<b>3:37.16</b>	(40.1)	1	2600m	<b>4:17.11</b>	(39.9)	1	FINISH	<b>4:56.45</b>	(39.3)	1
200m	<b>22.88</b>	(22.8)	3																																																														
600m	<b>1:00.81</b>	(37.9)	4																																																														
1000m	<b>1:43.41</b>	(42.5)	4																																																														
1400m	<b>2:27.65</b>	(44.2)	4																																																														
1800m	<b>3:12.64</b>	(44.9)	4																																																														
2200m	<b>3:57.91</b>	(45.2)	4																																																														
2600m	<b>4:43.77</b>	(45.8)	4																																																														
FINISH	<b>5:30.79</b>	(47.0)	4																																																														
200m	<b>22.49</b>	(22.4)	2																																																														
600m	<b>58.78</b>	(36.2)	2																																																														
1000m	<b>1:37.06</b>	(38.2)	1																																																														
1400m	<b>2:17.07</b>	(40.0)	1																																																														
1800m	<b>2:57.01</b>	(39.9)	1																																																														
2200m	<b>3:37.16</b>	(40.1)	1																																																														
2600m	<b>4:17.11</b>	(39.9)	1																																																														
FINISH	<b>4:56.45</b>	(39.3)	1																																																														
<p><b>1</b> 216. Jeff TERWILLIGER - USA</p> <table border="0"> <tr><td>200m</td><td><b>22.11</b></td><td>(22.1)</td><td>1</td></tr> <tr><td>600m</td><td><b>58.55</b></td><td>(36.4)</td><td>1</td></tr> <tr><td>1000m</td><td><b>1:37.73</b></td><td>(39.1)</td><td>2</td></tr> <tr><td>1400m</td><td><b>2:18.17</b></td><td>(40.4)</td><td>3</td></tr> <tr><td>1800m</td><td><b>2:57.77</b></td><td>(39.5)</td><td>2</td></tr> <tr><td>2200m</td><td><b>3:38.58</b></td><td>(40.8)</td><td>2</td></tr> <tr><td>2600m</td><td><b>4:19.23</b></td><td>(40.6)</td><td>2</td></tr> <tr><td>FINISH</td><td><b>4:59.15</b></td><td>(39.9)</td><td>2</td></tr> </table>	200m	<b>22.11</b>	(22.1)	1	600m	<b>58.55</b>	(36.4)	1	1000m	<b>1:37.73</b>	(39.1)	2	1400m	<b>2:18.17</b>	(40.4)	3	1800m	<b>2:57.77</b>	(39.5)	2	2200m	<b>3:38.58</b>	(40.8)	2	2600m	<b>4:19.23</b>	(40.6)	2	FINISH	<b>4:59.15</b>	(39.9)	2	<p>230. Matthew TRIMBLE - USA</p> <table border="0"> <tr><td>200m</td><td><b>22.94</b></td><td>(22.9)</td><td>4</td></tr> <tr><td>600m</td><td><b>59.69</b></td><td>(36.7)</td><td>3</td></tr> <tr><td>1000m</td><td><b>1:38.53</b></td><td>(38.8)</td><td>3</td></tr> <tr><td>1400m</td><td><b>2:18.16</b></td><td>(39.6)</td><td>2</td></tr> <tr><td>1800m</td><td><b>2:58.47</b></td><td>(40.3)</td><td>3</td></tr> <tr><td>2200m</td><td><b>3:39.31</b></td><td>(40.8)</td><td>3</td></tr> <tr><td>2600m</td><td><b>4:20.66</b></td><td>(41.3)</td><td>3</td></tr> <tr><td>FINISH</td><td><b>5:02.28</b></td><td>(41.6)</td><td>3</td></tr> </table>	200m	<b>22.94</b>	(22.9)	4	600m	<b>59.69</b>	(36.7)	3	1000m	<b>1:38.53</b>	(38.8)	3	1400m	<b>2:18.16</b>	(39.6)	2	1800m	<b>2:58.47</b>	(40.3)	3	2200m	<b>3:39.31</b>	(40.8)	3	2600m	<b>4:20.66</b>	(41.3)	3	FINISH	<b>5:02.28</b>	(41.6)	3
200m	<b>22.11</b>	(22.1)	1																																																														
600m	<b>58.55</b>	(36.4)	1																																																														
1000m	<b>1:37.73</b>	(39.1)	2																																																														
1400m	<b>2:18.17</b>	(40.4)	3																																																														
1800m	<b>2:57.77</b>	(39.5)	2																																																														
2200m	<b>3:38.58</b>	(40.8)	2																																																														
2600m	<b>4:19.23</b>	(40.6)	2																																																														
FINISH	<b>4:59.15</b>	(39.9)	2																																																														
200m	<b>22.94</b>	(22.9)	4																																																														
600m	<b>59.69</b>	(36.7)	3																																																														
1000m	<b>1:38.53</b>	(38.8)	3																																																														
1400m	<b>2:18.16</b>	(39.6)	2																																																														
1800m	<b>2:58.47</b>	(40.3)	3																																																														
2200m	<b>3:39.31</b>	(40.8)	3																																																														
2600m	<b>4:20.66</b>	(41.3)	3																																																														
FINISH	<b>5:02.28</b>	(41.6)	3																																																														





# AMCUP #2



## JOHN ROSE OVAL - ROSEVILLE (USA)

13 - 15 Dec 2024

US SPEED SKATING

### RESULT 3000m Women Friday, 13 December 2024

Rnk	Nr	Name	Country	Race	Lane	Time	Behind	Points
1	112	Kimi GOETZ	USA	4	In	4:45.43		
2	118	Piper YDE	USA	6	In	4:46.49	+1.06	
3	115	Marley SOLDAN	USA	6	Out	4:50.47	+5.04	
4	117	Nastasia RADULOVIC	USA	4	Out	5:00.48	+15.05	
5	107	Evie FORRER	USA	5	In	5:00.88	+15.45	
6	113	Leah CHOI	USA	3	In	5:04.04	+18.61	
7	111	Keeley WHITCOMB	USA	3	In	5:05.41(1)	+19.98	
8	103	Elena STAVE	USA	3	Out	5:05.41(5)	+19.98	
9	104	Elise STAVE	USA	3	Out	5:08.00	+22.57	
10	116	Mia TETRAULT	CAN	2	Out	5:13.25	+27.82	
11	100	Aileen OH	USA	2	In	5:40.77	+55.34	
12	105	Eliana FICKEL	USA	1	In	5:43.92	+58.49	
13	101	Audrey HAN	USA	2	Out	5:53.16	+1:07.73	
14	109	Juliette SONG	USA	1	In	5:53.88	+1:08.45	
15	110	Kaitlyn LEE	USA	2	In	6:10.79	+1:25.36	
16	121	Kassidy GONZALEZ	USA	1	Out	6:13.78	+1:28.35	
	106	Emma DE BOCK	USA	5	Out	DQ		

Referee: Erik DUCKER (USA) / Starter: Adam JOHNSON (USA)

Conditions	Time	Air Temperature	Humidity	Ice Temperature
------------	------	-----------------	----------	-----------------



<p><b>LAP TIMES 3000m Women</b></p> <p><b>Friday, 13 December 2024</b></p>
--

Race	Inner Lane	Outer Lane
------	------------	------------

**1 105. Elliana FICKEL - USA**

200m	<b>24.68</b>	(24.6)	15
600m	<b>1:05.36</b>	(40.6)	15
1000m	<b>1:48.52</b>	(43.1)	15
1400m	<b>2:33.09</b>	(44.5)	12
1800m	<b>3:19.36</b>	(46.2)	12
2200m	<b>4:07.95</b>	(48.5)	12
2600m	<b>4:56.41</b>	(48.4)	12
FINISH	<b>5:43.92</b>	(47.5)	12

200m			
600m			
1000m			
1400m			
1800m			
2200m			
2600m			
FINISH			

**1 109. Juliette SONG - USA**

200m	<b>24.40</b>	(24.4)	13
600m	<b>1:04.54</b>	(40.1)	14
1000m	<b>1:47.68</b>	(43.1)	13
1400m	<b>2:34.46</b>	(46.7)	13
1800m	<b>3:24.45</b>	(49.9)	14
2200m	<b>4:14.20</b>	(49.7)	13
2600m	<b>5:04.92</b>	(50.7)	13
FINISH	<b>5:53.88</b>	(48.9)	14

**121. Kassidy GONZALEZ MCGLAUCHLEN - USA**

200m	<b>25.18</b>	(25.1)	16
600m	<b>1:09.52</b>	(44.3)	16
1000m	<b>1:56.61</b>	(47.0)	16
1400m	<b>2:46.47</b>	(49.8)	16
1800m	<b>3:38.18</b>	(51.7)	16
2200m	<b>4:29.86</b>	(51.6)	16
2600m	<b>5:21.87</b>	(52.0)	16
FINISH	<b>6:13.78</b>	(51.9)	16

**2 100. Aileen OH - USA**

200m	<b>23.19</b>	(23.1)	9
600m	<b>1:00.93</b>	(37.7)	11
1000m	<b>1:43.88</b>	(42.9)	11
1400m	<b>2:29.87</b>	(45.9)	11
1800m	<b>3:17.61</b>	(47.7)	11
2200m	<b>4:05.82</b>	(48.2)	11
2600m	<b>4:54.73</b>	(48.9)	11
FINISH	<b>5:40.77</b>	(46.0)	11

**101. Audrey HAN - USA**

200m	<b>24.44</b>	(24.4)	14
600m	<b>1:04.33</b>	(39.8)	13
1000m	<b>1:48.47</b>	(44.1)	14
1400m	<b>2:35.79</b>	(47.3)	15
1800m	<b>3:23.95</b>	(48.1)	13
2200m	<b>4:14.61</b>	(50.6)	14
2600m	<b>5:04.97</b>	(50.3)	14
FINISH	<b>5:53.16</b>	(48.1)	13

**2 110. Kaitlyn LEE - USA**

200m	<b>23.43</b>	(23.4)	12
600m	<b>1:01.98</b>	(38.5)	12
1000m	<b>1:45.59</b>	(43.6)	12
1400m	<b>2:35.53</b>	(49.9)	14
1800m	<b>3:28.01</b>	(52.4)	15
2200m	<b>4:22.43</b>	(54.4)	15
2600m	<b>5:17.09</b>	(54.6)	15
FINISH	<b>6:10.79</b>	(53.6)	15

**116. Mia TETRAULT - CAN**

200m	<b>22.84</b>	(22.8)	5
600m	<b>1:00.66</b>	(37.8)	10
1000m	<b>1:40.30</b>	(39.6)	10
1400m	<b>2:21.55</b>	(41.2)	10
1800m	<b>3:03.41</b>	(41.8)	10
2200m	<b>3:46.33</b>	(42.9)	10
2600m	<b>4:29.45</b>	(43.1)	10
FINISH	<b>5:13.25</b>	(43.7)	10





# AMCUP #2



## JOHN ROSE OVAL - ROSEVILLE (USA)

13 - 15 Dec 2024

US SPEED SKATING

### LAP TIMES 3000m Women Friday, 13 December 2024

Race	Inner Lane			Outer Lane				
3	111. Keeley WHITCOMB - USA				103. Elena STAVE - USA			
	200m	<b>22.98</b>	(22.9)	8	200m	<b>22.95</b>	(22.9)	7
	600m	<b>59.95</b>	(36.9)	7	600m	<b>1:00.17</b>	(37.2)	8
	1000m	<b>1:38.02</b>	(38.0)	5	1000m	<b>1:38.82</b>	(38.6)	8
	1400m	<b>2:17.78</b>	(39.7)	5	1400m	<b>2:19.17</b>	(40.3)	9
	1800m	<b>2:59.24</b>	(41.4)	7	1800m	<b>2:59.92</b>	(40.7)	8
	2200m	<b>3:41.69</b>	(42.4)	7	2200m	<b>3:41.80</b>	(41.8)	9
	2600m	<b>4:23.59</b>	(41.8)	7	2600m	<b>4:24.17</b>	(42.3)	8
	FINISH	<b>5:05.41</b>	(41.8)	7	FINISH	<b>5:05.41</b>	(41.2)	7
3	113. Leah CHOI - USA				104. Elise STAVE - USA			
	200m	<b>23.24</b>	(23.2)	11	200m	<b>22.76</b>	(22.7)	4
	600m	<b>59.93</b>	(36.6)	6	600m	<b>57.67</b>	(34.9)	2
	1000m	<b>1:38.66</b>	(38.7)	7	1000m	<b>1:35.32</b>	(37.6)	3
	1400m	<b>2:18.69</b>	(40.0)	7	1400m	<b>2:15.83</b>	(40.5)	4
	1800m	<b>3:00.06</b>	(41.3)	9	1800m	<b>2:58.44</b>	(42.6)	5
	2200m	<b>3:41.73</b>	(41.6)	8	2200m	<b>3:41.08</b>	(42.6)	6
	2600m	<b>4:23.09</b>	(41.3)	6	2600m	<b>4:24.54</b>	(43.4)	9
	FINISH	<b>5:04.04</b>	(40.9)	6	FINISH	<b>5:08.00</b>	(43.4)	9
4	112. Kimi GOETZ - USA				117. Nastasja RADULOVIC - USA			
	200m	<b>22.68</b>	(22.6)	3	200m	<b>23.22</b>	(23.2)	10
	600m	<b>58.23</b>	(35.5)	3	600m	<b>1:00.58</b>	(37.3)	9
	1000m	<b>1:34.43</b>	(36.1)	2	1000m	<b>1:39.71</b>	(39.1)	9
	1400m	<b>2:10.61</b>	(36.1)	1	1400m	<b>2:18.71</b>	(38.9)	8
	1800m	<b>2:47.97</b>	(37.3)	1	1800m	<b>2:58.05</b>	(39.3)	4
	2200m	<b>3:26.14</b>	(38.1)	1	2200m	<b>3:38.00</b>	(39.9)	4
	2600m	<b>4:05.58</b>	(39.4)	1	2600m	<b>4:18.62</b>	(40.6)	4
	FINISH	<b>4:45.43</b>	(39.8)	1	FINISH	<b>5:00.48</b>	(41.8)	4
5	107. Evie FORRER - USA				106. Emma DE BOCK - USA			
	200m	<b>22.84</b>	(22.8)	5	200m			
	600m	<b>59.00</b>	(36.1)	5	600m			
	1000m	<b>1:38.31</b>	(39.3)	6	1000m			
	1400m	<b>2:18.15</b>	(39.8)	6	1400m			
	1800m	<b>2:58.83</b>	(40.6)	6	1800m			
	2200m	<b>3:40.07</b>	(41.2)	5	2200m			
	2600m	<b>4:20.87</b>	(40.7)	5	2600m			
	FINISH	<b>5:00.88</b>	(40.0)	5	FINISH			







AMCUP #2



JOHN ROSE OVAL - ROSEVILLE (USA)  
13 - 15 Dec 2024

LAP TIMES 3000m Women  
Friday, 13 December 2024

Race	Inner Lane			Outer Lane				
6	118. Piper YDE - USA			115. Marley SOLDAN - USA				
	200m	<b>22.33</b>	(22.3)	2	200m	<b>21.97</b>	(21.9)	1
	600m	<b>58.40</b>	(36.0)	4	600m	<b>57.05</b>	(35.0)	1
	1000m	<b>1:35.56</b>	(37.1)	4	1000m	<b>1:33.95</b>	(36.8)	1
	1400m	<b>2:12.61</b>	(37.0)	3	1400m	<b>2:12.30</b>	(38.3)	2
	1800m	<b>2:49.84</b>	(37.2)	2	1800m	<b>2:51.31</b>	(39.0)	3
	2200m	<b>3:27.55</b>	(37.7)	2	2200m	<b>3:30.22</b>	(38.9)	3
	2600m	<b>4:06.81</b>	(39.2)	2	2600m	<b>4:09.86</b>	(39.6)	3
	FINISH	<b>4:46.49</b>	(39.6)	2	FINISH	<b>4:50.47</b>	(40.6)	3



	<b>AMCUP #2</b>	
	<b>JOHN ROSE OVAL - ROSEVILLE (USA)</b> <b>13 - 15 Dec 2024</b>	

**RESULT 5000m Men**  
**Friday, 13 December 2024**

Rnk	Nr	Name	Country	Race	Lane	Time	Behind	Points
1	241	William SILK	USA	8	In	<b>7:06.27</b>		
2	231	Max WEBER	USA	8	Out	<b>7:17.41</b>	+11.14	
3	239	Thomas FITZGERALD	USA	6	Out	<b>7:18.76</b>	+12.49	
4	206	Auggie HERMAN	USA	7	In	<b>7:20.23</b>	+13.96	
5	226	Liam KITCHEL	USA	7	Out	<b>7:30.43</b>	+24.16	
6	225	Leo DROSSOS-THOMPSON	USA	5	In	<b>7:33.15</b>	+26.88	
7	235	Samuel HART-GORMAN	USA	6	In	<b>7:34.56</b>	+28.29	
8	202	Aiden MEACHAM	USA	5	In	<b>7:42.68</b>	+36.41	
9	212	Finn SIEBERT	USA	4	In	<b>7:55.44</b>	+49.17	
10	236	Sam CHAMBERLAIN	USA	3	Out	<b>7:58.45</b>	+52.18	
11	213	Gavin ORD	USA	5	Out	<b>8:09.78</b>	+1:03.51	
12	210	David PROVOD	USA	5	Out	<b>8:13.84</b>	+1:07.57	
13	224	Landon BOGEE	USA	4	Out	<b>8:17.93</b>	+1:11.66	
14	222	Kieran COLLINS	USA	2	Out	<b>8:19.06</b>	+1:12.79	
15	229	Matthew KUROWSKI	USA	4	Out	<b>8:23.69</b>	+1:17.42	
16	234	Riley MARTIN	USA	3	In	<b>8:27.77</b>	+1:21.50	
17	205	Ashwin KONDURU	IND	2	Out	<b>8:37.89</b>	+1:31.62	
18	238	Tariq ELATTAOUI <sup>MT</sup>	USA	1	Out	<b>8:40.30</b>	+1:34.03	
19	209	Colin LEE	USA	3	Out	<b>8:41.78</b>	+1:35.51	
20	220	Kai PEACOCK	CAN	2	In	<b>8:44.47</b>	+1:38.20	
21	204	Anson QUINN	USA	3	In	<b>8:57.19</b>	+1:50.92	
22	217	Jeremy SONG	USA	1	In	<b>9:05.92</b>	+1:59.65	
23	211	Edward NAGEL	USA	2	In	<b>9:08.25</b>	+2:01.98	
	215	Henry SCHLICHTING	USA	4	In	<b>DNF</b>		
	201	Adriel Elrond GICA	USA	1	In	<b>DQ</b>		

Referee: Susan GRALAK (USA) / Starter: Matthew VRAA (USA)

Conditions	Time	Air Temperature	Humidity	Ice Temperature
------------	------	-----------------	----------	-----------------

MT : Result is calculated using Manual Timing







# AMCUP #2



## JOHN ROSE OVAL - ROSEVILLE (USA)

13 - 15 Dec 2024

US SPEED SKATING

### LAP TIMES 5000m Men Friday, 13 December 2024

Race	Inner Lane	Outer Lane
<b>1</b>	<b>201. Adriel Elrond GICA - USA</b>	-
200m		200m
600m		600m
1000m		1000m
1400m		1400m
1800m		1800m
2200m		2200m
2600m		2600m
3000m		3000m
3400m		3400m
3800m		3800m
4200m		4200m
4600m		4600m
FINISH		FINISH
<b>1</b>	<b>217. Jeremy SONG - USA</b>	<b>238. Tariq ELATTAOUI - USA</b>
200m	<b>23.76</b> (23.7) 23	200m <b>23.63</b> (23.6) 21
600m	<b>1:25.11</b> (1:01.3) 23	600m <b>1:01.92</b> (38.2) 19
1000m	<b>2:21.88</b> (56.7) 23	1000m <b>1:41.47</b> (39.5) 19
1400m	<b>3:03.91</b> (42.0) 23	1400m <b>2:09.77</b> (28.2) 11
1800m	<b>3:41.02</b> (37.1) 23	1800m <b>2:55.47</b> (45.7) 15
2200m	<b>4:27.37</b> (46.3) 23	2200m <b>3:41.02</b> (45.5) 19
2600m	<b>4:21.59</b> (-5.7) 18	2600m <b>4:27.37</b> (46.3) 22
3000m	<b>5:04.56</b> (42.9) 18	3000m <b>5:09.59</b> (42.2) 21
3400m	<b>5:49.55</b> (44.9) 18	3400m <b>5:51.07</b> (41.4) 21
3800m	<b>6:34.84</b> (45.2) 21	3800m <b>6:32.50</b> (41.4) 18
4200m	<b>7:23.32</b> (48.4) 20	4200m <b>7:15.25</b> (42.7) 18
4600m	<b>8:15.82</b> (52.4) 22	4600m <b>7:57.73</b> (42.4) 19
FINISH		FINISH <b>8:40.30</b> (42.5) 18
<b>2</b>	<b>211. Edward NAGEL - USA</b>	<b>205. Ashwin KONDURU - IND</b>
200m	<b>23.64</b> (23.6) 22	200m <b>23.44</b> (23.4) 20
600m	<b>1:04.71</b> (41.0) 22	600m <b>1:02.63</b> (39.1) 21
1000m	<b>1:46.44</b> (41.7) 22	1000m <b>1:42.82</b> (40.1) 21
1400m	<b>2:30.07</b> (43.6) 22	1400m <b>2:23.91</b> (41.0) 21
1800m	<b>3:12.19</b> (42.1) 22	1800m <b>3:03.97</b> (40.0) 21
2200m	<b>3:54.78</b> (42.5) 22	2200m <b>3:45.03</b> (41.0) 21
2600m	<b>4:38.61</b> (43.8) 23	2600m <b>4:26.11</b> (41.0) 21
3000m	<b>5:23.38</b> (44.7) 23	3000m <b>5:07.43</b> (41.3) 20
3400m	<b>6:07.91</b> (44.5) 23	3400m <b>5:50.04</b> (42.6) 19
3800m	<b>6:51.17</b> (43.2) 23	3800m <b>6:32.56</b> (42.5) 19
4200m	<b>7:34.46</b> (43.2) 22	4200m <b>7:15.15</b> (42.5) 17
4600m	<b>8:18.43</b> (43.9) 23	4600m <b>7:57.11</b> (41.9) 17
FINISH	<b>9:08.25</b> (49.8) 22	FINISH <b>8:37.89</b> (40.7) 17







# AMCUP #2



## JOHN ROSE OVAL - ROSEVILLE (USA)

13 - 15 Dec 2024

### LAP TIMES 5000m Men Friday, 13 December 2024

Race	Inner Lane			Outer Lane				
2	220. Kai PEACOCK - CAN				222. Kieran COLLINS - USA			
	200m	<b>22.82</b>	(22.8)	18	200m	<b>23.33</b>	(23.3)	19
	600m	<b>1:02.01</b>	(39.1)	20	600m	<b>1:00.59</b>	(37.2)	18
	1000m	<b>1:42.39</b>	(40.3)	20	1000m	<b>1:39.57</b>	(38.9)	18
	1400m	<b>2:22.99</b>	(40.5)	20	1400m	<b>2:19.08</b>	(39.5)	19
	1800m	<b>3:02.83</b>	(39.8)	20	1800m	<b>2:58.61</b>	(39.5)	19
	2200m	<b>3:42.92</b>	(40.0)	20	2200m	<b>3:38.02</b>	(39.4)	15
	2600m	<b>4:24.24</b>	(41.3)	19	2600m	<b>4:17.09</b>	(39.0)	15
	3000m	<b>5:07.03</b>	(42.7)	19	3000m	<b>4:57.24</b>	(40.1)	14
	3400m	<b>5:50.51</b>	(43.4)	20	3400m	<b>5:37.57</b>	(40.3)	14
	3800m	<b>6:34.61</b>	(44.0)	20	3800m	<b>6:18.72</b>	(41.1)	14
	4200m	<b>7:19.37</b>	(44.7)	19	4200m	<b>6:59.50</b>	(40.7)	13
4600m	<b>8:04.27</b>	(44.8)	20	4600m	<b>7:40.00</b>	(40.4)	14	
	FINISH	<b>8:44.47</b>	(40.2)	20	FINISH	<b>8:19.06</b>	(39.0)	14
3	204. Anson QUINN - USA				236. Sam CHAMBERLAIN - USA			
	200m	<b>22.06</b>	(22.0)	11	200m	<b>21.20</b>	(21.2)	3
	600m	<b>57.37</b>	(35.3)	13	600m	<b>56.84</b>	(35.6)	11
	1000m	<b>1:34.54</b>	(37.1)	14	1000m	<b>1:34.47</b>	(37.6)	13
	1400m	<b>2:14.60</b>	(40.0)	15	1400m	<b>2:12.10</b>	(37.6)	14
	1800m	<b>2:56.55</b>	(41.9)	16	1800m	<b>2:50.00</b>	(37.9)	12
	2200m	<b>3:40.50</b>	(43.9)	18	2200m	<b>3:28.32</b>	(38.3)	11
	2600m	<b>4:24.85</b>	(44.3)	20	2600m	<b>4:06.87</b>	(38.5)	11
	3000m	<b>5:10.01</b>	(45.1)	22	3000m	<b>4:45.26</b>	(38.3)	10
	3400m	<b>5:56.59</b>	(46.5)	22	3400m	<b>5:23.19</b>	(37.9)	10
	3800m	<b>6:41.94</b>	(45.3)	22	3800m	<b>6:01.52</b>	(38.3)	10
	4200m	<b>7:28.42</b>	(46.4)	21	4200m	<b>6:40.38</b>	(38.8)	10
4600m	<b>8:13.66</b>	(45.2)	21	4600m	<b>7:19.37</b>	(38.9)	10	
	FINISH	<b>8:57.19</b>	(43.5)	21	FINISH	<b>7:58.45</b>	(39.0)	10
3	234. Riley MARTIN - USA				209. Colin LEE - USA			
	200m	<b>22.21</b>	(22.2)	14	200m	<b>22.30</b>	(22.3)	15
	600m	<b>59.78</b>	(37.5)	17	600m	<b>58.85</b>	(36.5)	16
	1000m	<b>1:39.06</b>	(39.2)	17	1000m	<b>1:37.11</b>	(38.2)	16
	1400m	<b>2:18.47</b>	(39.4)	18	1400m	<b>2:16.72</b>	(39.6)	17
	1800m	<b>2:57.99</b>	(39.5)	18	1800m	<b>2:56.86</b>	(40.1)	17
	2200m	<b>3:38.42</b>	(40.4)	16	2200m	<b>3:38.46</b>	(41.5)	17
	2600m	<b>4:19.22</b>	(40.8)	16	2600m	<b>4:20.04</b>	(41.5)	17
	3000m	<b>5:00.43</b>	(41.2)	16	3000m	<b>5:02.04</b>	(41.9)	17
	3400m	<b>5:42.12</b>	(41.6)	16	3400m	<b>5:45.54</b>	(43.5)	17
	3800m	<b>6:23.33</b>	(41.2)	16	3800m	<b>6:29.82</b>	(44.2)	17
	4200m	<b>7:04.58</b>	(41.2)	15	4200m	<b>7:13.72</b>	(43.9)	16
4600m	<b>7:46.14</b>	(41.5)	16	4600m	<b>7:57.61</b>	(43.8)	18	
	FINISH	<b>8:27.77</b>	(41.6)	16	FINISH	<b>8:41.78</b>	(44.1)	19







# AMCUP #2



## JOHN ROSE OVAL - ROSEVILLE (USA)

13 - 15 Dec 2024

US SPEED SKATING

### LAP TIMES 5000m Men Friday, 13 December 2024

Race	Inner Lane			Outer Lane				
4	212. Finn SIEBERT - USA			224. Landon BOGEE - USA				
	200m	<b>21.66</b>	(21.6)	8	200m	<b>22.07</b>	(22.0)	12
	600m	<b>55.50</b>	(33.8)	7	600m	<b>56.98</b>	(34.9)	12
	1000m	<b>1:30.73</b>	(35.2)	8	1000m	<b>1:33.65</b>	(36.6)	11
	1400m	<b>2:07.71</b>	(36.9)	9	1400m	<b>2:12.08</b>	(38.4)	13
	1800m	<b>2:45.74</b>	(38.0)	9	1800m	<b>2:50.22</b>	(38.1)	13
	2200m	<b>3:23.63</b>	(37.8)	9	2200m	<b>3:29.28</b>	(39.0)	13
	2600m	<b>4:02.04</b>	(38.4)	9	2600m	<b>4:09.51</b>	(40.2)	13
	3000m	<b>4:40.28</b>	(38.2)	9	3000m	<b>4:49.67</b>	(40.1)	13
	3400m	<b>5:18.60</b>	(38.3)	9	3400m	<b>5:30.57</b>	(40.8)	13
	3800m	<b>5:56.60</b>	(38.0)	9	3800m	<b>6:12.41</b>	(41.8)	13
	4200m	<b>6:35.70</b>	(39.0)	9	4200m	<b>6:53.54</b>	(41.1)	12
4600m	<b>7:14.95</b>	(39.2)	9	4600m	<b>7:35.46</b>	(41.9)	13	
	FINISH	<b>7:55.44</b>	(40.4)	9	FINISH	<b>8:17.93</b>	(42.4)	13
4	215. Henry SCHLICHTING - USA			229. Matthew KUROWSKI - USA				
	200m				200m	<b>22.30</b>	(22.3)	15
	600m				600m	<b>58.58</b>	(36.2)	15
	1000m				1000m	<b>1:36.77</b>	(38.1)	15
	1400m				1400m	<b>2:14.84</b>	(38.0)	16
	1800m				1800m	<b>2:54.52</b>	(39.6)	14
	2200m				2200m	<b>3:35.14</b>	(40.6)	14
	2600m				2600m	<b>4:15.75</b>	(40.6)	14
	3000m				3000m	<b>4:57.56</b>	(41.8)	15
	3400m				3400m	<b>5:39.30</b>	(41.7)	15
	3800m				3800m	<b>6:21.17</b>	(41.8)	15
	4200m				4200m	<b>7:03.24</b>	(42.0)	14
4600m				4600m	<b>7:45.11</b>	(41.8)	15	
	FINISH				FINISH	<b>8:23.69</b>	(38.5)	15
5	202. Aiden MEACHAM - USA			210. David PROVOD - USA				
	200m	<b>21.80</b>	(21.8)	9	200m	<b>22.30</b>	(22.3)	15
	600m	<b>56.37</b>	(34.5)	9	600m	<b>56.64</b>	(34.3)	10
	1000m	<b>1:31.64</b>	(35.2)	9	1000m	<b>1:32.12</b>	(35.4)	10
	1400m	<b>2:07.55</b>	(35.9)	8	1400m	<b>2:09.06</b>	(36.9)	10
	1800m	<b>2:44.63</b>	(37.0)	8	1800m	<b>2:47.17</b>	(38.1)	10
	2200m	<b>3:21.68</b>	(37.0)	8	2200m	<b>3:25.82</b>	(38.6)	10
	2600m	<b>3:58.49</b>	(36.8)	8	2600m	<b>4:05.56</b>	(39.7)	10
	3000m	<b>4:35.41</b>	(36.9)	8	3000m	<b>4:47.29</b>	(41.7)	12
	3400m	<b>5:13.00</b>	(37.5)	8	3400m	<b>5:27.96</b>	(40.6)	12
	3800m	<b>5:50.06</b>	(37.0)	8	3800m	<b>6:10.32</b>	(42.3)	12
	4200m	<b>6:27.56</b>	(37.5)	8	4200m	<b>6:52.51</b>	(42.1)	11
4600m	<b>7:05.47</b>	(37.9)	8	4600m	<b>7:34.18</b>	(41.6)	12	
	FINISH	<b>7:42.68</b>	(37.2)	8	FINISH	<b>8:13.84</b>	(39.6)	12







# AMCUP #2




## JOHN ROSE OVAL - ROSEVILLE (USA) 13 - 15 Dec 2024

### LAP TIMES 5000m Men Friday, 13 December 2024

Race	Inner Lane				Outer Lane				
5	225. Leo DROSSOS-THOMPSON - USA				213. Gavin ORD - USA				
	200m	<b>21.43</b>	(21.4)	6	200m	<b>22.08</b>	(22.0)	13	
	600m	<b>55.23</b>	(33.8)	6	600m	<b>57.80</b>	(35.7)	14	
	1000m	<b>1:30.09</b>	(34.8)	6	1000m	<b>1:34.05</b>	(36.2)	12	
	1400m	<b>2:05.63</b>	(35.5)	7	1400m	<b>2:11.79</b>	(37.7)	12	
	1800m	<b>2:41.58</b>	(35.9)	7	1800m	<b>2:49.99</b>	(38.1)	11	
	2200m	<b>3:17.26</b>	(35.6)	7	2200m	<b>3:28.34</b>	(38.3)	12	
	2600m	<b>3:53.22</b>	(35.9)	7	2600m	<b>4:07.32</b>	(38.9)	12	
	3000m	<b>4:29.92</b>	(36.7)	7	3000m	<b>4:47.11</b>	(39.7)	11	
	3400m	<b>5:06.22</b>	(36.2)	7	3400m	<b>5:27.24</b>	(40.1)	11	
	3800m	<b>5:42.71</b>	(36.4)	7	3800m	<b>6:07.83</b>	(40.5)	11	
	4200m	<b>6:19.28</b>	(36.5)	7	4200m				
	4600m	<b>6:56.05</b>	(36.7)	6	4600m	<b>7:29.69</b>	(1:21.8)	11	
FINISH	<b>7:33.15</b>	(37.0)	6	FINISH	<b>8:09.78</b>	(40.0)	11		
6	235. Samuel HART-GORMAN - USA				239. Thomas FITZGERALD - USA				
	200m	<b>21.33</b>	(21.3)	5	200m	<b>21.23</b>	(21.2)	4	
	600m	<b>55.13</b>	(33.7)	5	600m	<b>54.45</b>	(33.2)	3	
	1000m	<b>1:29.14</b>	(34.0)	5	1000m	<b>1:28.95</b>	(34.5)	3	
	1400m	<b>2:04.42</b>	(35.2)	5	1400m	<b>2:02.70</b>	(33.7)	2	
	1800m	<b>2:39.96</b>	(35.5)	6	1800m	<b>2:37.19</b>	(34.4)	2	
	2200m	<b>3:15.48</b>	(35.5)	6	2200m	<b>3:12.20</b>	(35.0)	2	
	2600m	<b>3:51.48</b>	(36.0)	6	2600m	<b>3:46.69</b>	(34.4)	3	
	3000m	<b>4:27.61</b>	(36.1)	6	3000m	<b>4:21.21</b>	(34.5)	3	
	3400m	<b>5:03.89</b>	(36.2)	6	3400m	<b>4:55.83</b>	(34.6)	3	
	3800m	<b>5:40.64</b>	(36.7)	6	3800m	<b>5:30.65</b>	(34.8)	3	
	4200m	<b>6:18.24</b>	(37.6)	6	4200m	<b>6:05.85</b>	(35.1)	3	
	4600m	<b>6:56.18</b>	(37.9)	7	4600m	<b>6:42.03</b>	(36.1)	3	
FINISH	<b>7:34.56</b>	(38.3)	7	FINISH	<b>7:18.76</b>	(36.7)	3		
7	206. Auggie HERMAN - USA				226. Liam KITCHEL - USA				
	200m	<b>20.07</b>	(20.0)	1	200m	<b>20.97</b>	(20.9)	2	
	600m	<b>54.44</b>	(34.3)	2	600m	<b>54.01</b>	(33.0)	1	
	1000m	<b>1:29.03</b>	(34.5)	4	1000m	<b>1:28.80</b>	(34.7)	2	
	1400m	<b>2:04.06</b>	(35.0)	4	1400m	<b>2:03.50</b>	(34.7)	3	
	1800m	<b>2:38.95</b>	(34.8)	3	1800m	<b>2:39.20</b>	(35.7)	5	
	2200m	<b>3:14.41</b>	(35.4)	4	2200m	<b>3:14.64</b>	(35.4)	5	
	2600m	<b>3:49.44</b>	(35.0)	4	2600m	<b>3:50.51</b>	(35.8)	5	
	3000m	<b>4:24.34</b>	(34.8)	4	3000m	<b>4:26.10</b>	(35.5)	5	
	3400m	<b>4:59.29</b>	(34.9)	4	3400m	<b>5:02.32</b>	(36.2)	5	
	3800m	<b>5:35.21</b>	(35.9)	4	3800m	<b>5:39.15</b>	(36.8)	5	
	4200m	<b>6:10.72</b>	(35.5)	4	4200m	<b>6:15.93</b>	(36.7)	5	
	4600m	<b>6:45.42</b>	(34.7)	4	4600m	<b>6:52.63</b>	(36.7)	5	
FINISH	<b>7:20.23</b>	(34.8)	4	FINISH	<b>7:30.43</b>	(37.8)	5		



	<b>AMCUP #2</b>	
<b>JOHN ROSE OVAL - ROSEVILLE (USA)</b> <b>13 - 15 Dec 2024</b>		

<b>LAP TIMES 5000m Men</b> <b>Friday, 13 December 2024</b>
---

Race	Inner Lane	Outer Lane
<b>8</b>	<b>241. William SILK - USA</b>	<b>231. Max WEBER - USA</b>
	200m <b>21.43</b> (21.4) 6	200m <b>21.90</b> (21.9) 10
	600m <b>54.81</b> (33.3) 4	600m <b>56.06</b> (34.1) 8
	1000m <b>1:28.25</b> (33.4) 1	1000m <b>1:30.59</b> (34.5) 7
	1400m <b>2:01.88</b> (33.6) 1	1400m <b>2:04.76</b> (34.1) 6
	1800m <b>2:35.77</b> (33.8) 1	1800m <b>2:39.07</b> (34.3) 4
	2200m <b>3:09.27</b> (33.4) 1	2200m <b>3:12.58</b> (33.5) 3
	2600m <b>3:42.69</b> (33.4) 1	2600m <b>3:45.98</b> (33.3) 2
	3000m <b>4:15.99</b> (33.2) 1	3000m <b>4:19.34</b> (33.3) 2
	3400m <b>4:49.64</b> (33.6) 1	3400m <b>4:53.41</b> (34.0) 2
	3800m <b>5:23.45</b> (33.8) 1	3800m <b>5:28.16</b> (34.7) 2
	4200m <b>5:57.36</b> (33.9) 1	4200m <b>6:04.17</b> (36.0) 2
	4600m <b>6:31.35</b> (33.9) 1	4600m <b>6:40.62</b> (36.4) 2
	FINISH <b>7:06.27</b> (34.9) 1	FINISH <b>7:17.41</b> (36.7) 2



	<b>AMCUP #2</b>	 <b>US SPEED SKATING</b>
	<b>JOHN ROSE OVAL - ROSEVILLE (USA)</b> <b>13 - 15 Dec 2024</b>	

**RESULT 500m Men #2**  
**Saturday, 14 December 2024**

Rnk	Nr	Name	Country	Race	Lane	Time	Behind	Points
1	203	Alec SKLUTOVSKY	USA	21	In	<b>37.55</b>		
2	206	Auggie HERMAN	USA	20	In	<b>38.14</b>	+0.59	
3	242	Zachary JENSEN	USA	19	In	<b>38.87</b>	+1.32	
4	207	Brian BULLARD	USA	17	Out	<b>39.06</b>	+1.51	
5	226	Liam KITCHEL	USA	20	Out	<b>39.07</b>	+1.52	
6	214	George WHEELOCK	USA	18	In	<b>39.27</b>	+1.72	
7	236	Sam CHAMBERLAIN	USA	19	Out	<b>39.46</b>	+1.91	
8	228	Matthew SALM	USA	17	In	<b>39.50</b>	+1.95	
9	225	Leo DROSSOS-THOMPSON	USA	16	Out	<b>39.65</b>	+2.10	
10	234	Riley MARTIN	USA	16	In	<b>40.23</b>	+2.68	
11	218	Jerry MECH	USA	15	Out	<b>40.38</b>	+2.83	
12	202	Aiden MEACHAM	USA	14	In	<b>40.48</b>	+2.93	
13	210	David PROVOD	USA	15	In	<b>40.62</b>	+3.07	
14	212	Finn SIEBERT	USA	13	Out	<b>40.90</b>	+3.35	
15	204	Anson QUINN	USA	10	In	<b>40.98</b>	+3.43	
16	224	Landon BOGEE <sup>MT</sup>	USA	11	In	<b>41.10</b>	+3.55	
17	217	Jeremy SONG	USA	9	Out	<b>41.18</b>	+3.63	
18	235	Samuel HART-GORMAN	USA	14	Out	<b>41.31</b>	+3.76	
19	221	Keith KEOVAN	USA	13	In	<b>41.32</b>	+3.77	
20	215	Henry SCHLICHTING	USA	9	In	<b>41.43</b>	+3.88	
21	211	Edward NAGEL	USA	12	Out	<b>41.46</b>	+3.91	
22	229	Matthew KUROWSKI	USA	12	In	<b>41.52</b>	+3.97	
23	209	Colin LEE	USA	11	Out	<b>42.08</b>	+4.53	
24	213	Gavin ORD	USA	8	In	<b>42.96</b>	+5.41	
25	233	Randy PLETT	CAN	7	Out	<b>43.38</b>	+5.83	
26	222	Kieran COLLINS	USA	6	Out	<b>43.45</b>	+5.90	
27	201	Adriel Elrond GICA	USA	2	In	<b>43.51</b>	+5.96	
28	205	Ashwin KONDURU	IND	7	In	<b>43.73</b>	+6.18	
29	237	Sebastien EPPERSON	USA	8	Out	<b>43.95</b>	+6.40	
30	216	Jeff TERWILLIGER	USA	6	In	<b>44.66</b>	+7.11	
31	227	Markevous HUMPHREY	USA	5	Out	<b>44.74</b>	+7.19	



	<b>AMCUP #2</b>  <b>JOHN ROSE OVAL - ROSEVILLE (USA)</b> <b>13 - 15 Dec 2024</b>	
---	---	---

<b>RESULT 500m Men #2</b> <b>Saturday, 14 December 2024</b>
--

Rnk	Nr	Name	Country	Race	Lane	Time	Behind	Points
32	238	Tariq ELATTAOUI	USA	5	In	<b>45.12</b>	+7.57	
33	232	Peyton WENDT	USA	1	Out	<b>46.26</b>	+8.71	
34	230	Matthew TRIMBLE	USA	3	In	<b>46.36</b>	+8.81	
35	240	Tristan BOYD	USA	3	Out	<b>46.48</b>	+8.93	
36	219	Joshua KRIETER	USA	4	In	<b>46.57</b>	+9.02	
37	208	Chris ORD	USA	2	Out	<b>47.35</b>	+9.80	
	200	Adrian LANOIE	CAN	4	Out	<b>DNF</b>		
	220	Kai PEACOCK	CAN	10	Out	<b>DNF</b>		
	231	Max WEBER	USA	21	Out	<b>DQ</b>		

Referee: Susan GRALAK (USA) / Starter: Matthew VRAA (USA)

Conditions	Time	Air Temperature	Humidity	Ice Temperature
------------	------	-----------------	----------	-----------------

MT : Result is calculated using Manual Timing





# AMCUP #2



## JOHN ROSE OVAL - ROSEVILLE (USA)

13 - 15 Dec 2024

US SPEED SKATING

### LAP TIMES 500m Men #2 Saturday, 14 December 2024

Race	Inner Lane	Outer Lane
1	-	232. Peyton WENDT - USA
	100m	100m <b>12.26</b> (12.2) 31
	FINISH	FINISH <b>46.26</b> (33.9) 32
2	201. Adriel Elrond GICA - USA	208. Chris ORD - USA
	100m <b>11.30</b> (11.3) 22	100m <b>12.49</b> (12.4) 35
	FINISH <b>43.51</b> (32.2) 26	FINISH <b>47.35</b> (34.8) 36
3	230. Matthew TRIMBLE - USA	240. Tristan BOYD - USA
	100m <b>12.47</b> (12.4) 34	100m <b>12.42</b> (12.4) 33
	FINISH <b>46.36</b> (33.8) 33	FINISH <b>46.48</b> (34.0) 34
4	219. Joshua KRIETER - USA	200. Adrian LANOIE - CAN
	100m <b>12.50</b> (12.5) 36	100m
	FINISH <b>46.57</b> (34.0) 35	FINISH
5	238. Tariq ELATTAOUI - USA	227. Markevous HUMPHREY - USA
	100m <b>12.00</b> (12.0) 30	100m <b>11.89</b> (11.8) 29
	FINISH <b>45.12</b> (33.1) 31	FINISH <b>44.74</b> (32.8) 30
6	216. Jeff TERWILLIGER - USA	222. Kieran COLLINS - USA
	100m <b>12.29</b> (12.2) 32	100m <b>11.56</b> (11.5) 25
	FINISH <b>44.66</b> (32.3) 29	FINISH <b>43.45</b> (31.8) 25
7	205. Ashwin KONDURU - IND	233. Randy PLETT - CAN
	100m <b>11.67</b> (11.6) 26	100m <b>11.86</b> (11.8) 28
	FINISH <b>43.73</b> (32.0) 27	FINISH <b>43.38</b> (31.5) 24
8	213. Gavin ORD - USA	237. Sebastien EPPERSON - USA
	100m <b>11.73</b> (11.7) 27	100m <b>11.51</b> (11.5) 23
	FINISH <b>42.96</b> (31.2) 23	FINISH <b>43.95</b> (32.4) 28
9	215. Henry SCHLICHTING - USA	217. Jeremy SONG - USA
	100m <b>11.28</b> (11.2) 21	100m <b>10.89</b> (10.8) 11
	FINISH <b>41.43</b> (30.1) 19	FINISH <b>41.18</b> (30.2) 16
10	204. Anson QUINN - USA	220. Kai PEACOCK - CAN
	100m <b>10.99</b> (10.9) 13	100m
	FINISH <b>40.98</b> (29.9) 15	FINISH
11	224. Landon BOGEE - USA	209. Colin LEE - USA
	100m <b>28.93</b> (28.9) 37	100m <b>11.01</b> (11.0) 15
	FINISH <b>41.10</b> (30.0) 37	FINISH <b>42.08</b> (31.0) 22
12	229. Matthew KUROWSKI - USA	211. Edward NAGEL - USA
	100m <b>11.54</b> (11.5) 24	100m <b>10.80</b> (10.8) 10
	FINISH <b>41.52</b> (29.9) 21	FINISH <b>41.46</b> (30.6) 20
13	221. Keith KEOVAN - USA	212. Finn SIEBERT - USA
	100m <b>11.19</b> (11.1) 19	100m <b>11.03</b> (11.0) 16
	FINISH <b>41.32</b> (30.1) 18	FINISH <b>40.90</b> (29.8) 14



	<b>AMCUP #2</b>	 <b>US SPEED SKATING</b>
	<b>JOHN ROSE OVAL - ROSEVILLE (USA)</b> <b>13 - 15 Dec 2024</b>	

**LAP TIMES 500m Men #2**  
**Saturday, 14 December 2024**

Race	Inner Lane	Outer Lane
<b>14</b>	202. Aiden MEACHAM - USA 100m <b>11.08</b> (11.0) 17 FINISH <b>40.48</b> (29.3) 12	235. Samuel HART-GORMAN - USA 100m <b>11.25</b> (11.2) 20 FINISH <b>41.31</b> (30.0) 17
<b>15</b>	210. David PROVOD - USA 100m <b>11.08</b> (11.0) 17 FINISH <b>40.62</b> (29.5) 13	218. Jerry MECH - USA 100m <b>10.91</b> (10.9) 12 FINISH <b>40.38</b> (29.4) 11
<b>16</b>	234. Riley MARTIN - USA 100m <b>10.76</b> (10.7) 7 FINISH <b>40.23</b> (29.4) 10	225. Leo DROSSOS-THOMPSON - USA 100m <b>10.99</b> (10.9) 13 FINISH <b>39.65</b> (28.6) 9
<b>17</b>	228. Matthew SALM - USA 100m <b>10.77</b> (10.7) 8 FINISH <b>39.50</b> (28.7) 8	207. Brian BULLARD - USA 100m <b>10.39</b> (10.3) 2 FINISH <b>39.06</b> (28.6) 4
<b>18</b>	214. George WHEELLOCK - USA 100m <b>10.79</b> (10.7) 9 FINISH <b>39.27</b> (28.4) 6	241. William SILK - USA 100m FINISH
<b>19</b>	242. Zachary JENSEN - USA 100m <b>10.65</b> (10.6) 6 FINISH <b>38.87</b> (28.2) 3	236. Sam CHAMBERLAIN - USA 100m <b>10.59</b> (10.5) 4 FINISH <b>39.46</b> (28.8) 7
<b>20</b>	206. Auggie HERMAN - USA 100m <b>10.42</b> (10.4) 3 FINISH <b>38.14</b> (27.7) 2	226. Liam KITCHEL - USA 100m <b>10.62</b> (10.6) 5 FINISH <b>39.07</b> (28.4) 5
<b>21</b>	203. Alec SKLUTOVSKY - USA 100m <b>10.38</b> (10.3) 1 FINISH <b>37.55</b> (27.1) 1	231. Max WEBER - USA 100m FINISH



	<b>AMCUP #2</b>	
	<b>JOHN ROSE OVAL - ROSEVILLE (USA)</b> <b>13 - 15 Dec 2024</b>	

**RESULT 500m Women #2**  
**Saturday, 14 December 2024**

Rnk	Nr	Name	Country	Race	Lane	Time	Behind	Points
1	102	Blair CRUIKSHANK	USA	10	Out	<b>42.05</b>		
2	114	Libby WILLIAMS	USA	9	In	<b>42.83</b>	+0.78	
3	108	Ilsa SHOBE	USA	9	Out	<b>43.67</b>	+1.62	
4	115	Marley SOLDAN	USA	8	In	<b>44.06</b>	+2.01	
5	104	Elise STAVE	USA	7	Out	<b>44.38</b>	+2.33	
6	103	Elena STAVE	USA	7	In	<b>44.64</b>	+2.59	
7	107	Evie FORRER	USA	6	Out	<b>45.30</b>	+3.25	
8	111	Keeley WHITCOMB	USA	6	In	<b>45.37</b>	+3.32	
9	106	Emma DE BOCK	USA	8	Out	<b>45.40</b>	+3.35	
10	116	Mia TETRAULT	CAN	5	In	<b>46.06</b>	+4.01	
11	117	Nastasja RADULOVIC	USA	5	Out	<b>46.14</b>	+4.09	
12	110	Kaitlyn LEE	USA	1	In	<b>46.19</b>	+4.14	
13	113	Leah CHOI	USA	4	In	<b>46.87</b>	+4.82	
14	100	Aileen OH	USA	4	Out	<b>47.52</b>	+5.47	
15	105	Eliana FICKEL	USA	3	In	<b>49.67</b>	+7.62	
16	101	Audrey HAN	USA	3	Out	<b>49.80</b>	+7.75	
17	109	Juliette SONG	USA	2	In	<b>49.86</b>	+7.81	
18	121	Kassidy GONZALEZ	USA	2	Out	<b>52.21</b>	+10.16	
	118	Piper YDE	USA	10	In	<b>DQ</b>		

Referee: Erik DUCKER (USA) / Starter: Adam JOHNSON (USA)

<b>Conditions</b>	Time	Air Temperature	Humidity	Ice Temperature
-------------------	------	-----------------	----------	-----------------

**LAP TIMES 500m Women #2**  
**Saturday, 14 December 2024**

Race	Inner Lane	Outer Lane
<b>1</b>	110. Kaitlyn LEE - USA 100m <b>12.12</b> (12.1) 8 FINISH <b>46.19</b> (34.0) 12	-
<b>2</b>	109. Juliette SONG - USA 100m <b>12.96</b> (12.9) 15 FINISH <b>49.86</b> (36.9) 17	211. Cassidy GONZALEZ MCGLAUCHLEN - USA 100m <b>13.36</b> (13.3) 18 FINISH <b>52.21</b> (38.8) 18
<b>3</b>	105. Elliana FICKEL - USA 100m <b>13.34</b> (13.3) 17 FINISH <b>49.67</b> (36.3) 15	101. Audrey HAN - USA 100m <b>12.98</b> (12.9) 16 FINISH <b>49.80</b> (36.8) 16
<b>4</b>	113. Leah CHOI - USA 100m <b>12.34</b> (12.3) 11 FINISH <b>46.87</b> (34.5) 13	100. Aileen OH - USA 100m <b>12.50</b> (12.5) 14 FINISH <b>47.52</b> (35.0) 14
<b>5</b>	116. Mia TETRAULT - CAN 100m <b>12.14</b> (12.1) 9 FINISH <b>46.06</b> (33.9) 10	117. Nastasja RADULOVIC - USA 100m <b>12.41</b> (12.4) 12 FINISH <b>46.14</b> (33.7) 11
<b>6</b>	111. Keeley WHITCOMB - USA 100m <b>12.10</b> (12.1) 7 FINISH <b>45.37</b> (33.2) 8	107. Evie FORRER - USA 100m <b>12.44</b> (12.4) 13 FINISH <b>45.30</b> (32.8) 7
<b>7</b>	103. Elena STAVE - USA 100m <b>11.97</b> (11.9) 5 FINISH <b>44.64</b> (32.6) 6	104. Elise STAVE - USA 100m <b>12.19</b> (12.1) 10 FINISH <b>44.38</b> (32.1) 5
<b>8</b>	115. Marley SOLDAN - USA 100m <b>11.72</b> (11.7) 2 FINISH <b>44.06</b> (32.3) 4	106. Emma DE BOCK - USA 100m <b>12.07</b> (12.0) 6 FINISH <b>45.40</b> (33.3) 9
<b>9</b>	114. Libby WILLIAMS - USA 100m <b>11.73</b> (11.7) 3 FINISH <b>42.83</b> (31.1) 2	108. Ilsa SHOBE - USA 100m <b>11.90</b> (11.9) 4 FINISH <b>43.67</b> (31.7) 3
<b>10</b>	118. Piper YDE - USA 100m FINISH	102. Blair CRUIKSHANK - USA 100m <b>11.13</b> (11.1) 1 FINISH <b>42.05</b> (30.9) 1





# AMCUP #2



## JOHN ROSE OVAL - ROSEVILLE (USA)

13 - 15 Dec 2024

US SPEED  
SKATING

### RESULT 1000m Men Sunday, 15 December 2024

Rnk	Nr	Name	Country	Race	Lane	Time	Behind	Points
1	203	Alec SKLUTOVSKY	USA	11	Out	1:16.26		
2	231	Max WEBER	USA	10	Out	1:17.42	+1.16	
3	241	William SILK	USA	11	In	1:17.64	+1.38	
4	236	Sam CHAMBERLAIN <sup>MT</sup>	USA	9	In	1:17.86	+1.60	
5	228	Matthew SALM	USA	10	Out	1:18.04	+1.78	
6	226	Liam KITCHEL	USA	11	Out	1:18.13	+1.87	
7	225	Leo DROSSOS-THOMPSON	USA	9	Out	1:18.36	+2.10	
8	242	Zachary JENSEN	USA	9	In	1:18.40	+2.14	
9	239	Thomas FITZGERALD	USA	11	In	1:19.95	+3.69	
10	202	Aiden MEACHAM	USA	7	Out	1:20.43	+4.17	
11	235	Samuel HART-GORMAN	USA	8	Out	1:20.50	+4.24	
12	207	Brian BULLARD	USA	10	In	1:21.24	+4.98	
13	234	Riley MARTIN	USA	7	In	1:21.69	+5.43	
14	210	David PROVOD	USA	9	Out	1:21.84	+5.58	
15	212	Finn SIEBERT	USA	7	Out	1:22.38	+6.12	
16	214	George WHEELLOCK	USA	10	In	1:22.55	+6.29	
17	218	Jerry MECH	USA	7	In	1:22.68	+6.42	
18	224	Landon BOGEE	USA	6	Out	1:23.17	+6.91	
19	221	Keith KEOVAN	USA	8	In	1:24.10	+7.84	
20	229	Matthew KUROWSKI	USA	6	Out	1:24.11	+7.85	
21	222	Kieran COLLINS	USA	5	In	1:24.24	+7.98	
22	204	Anson QUINN	USA	8	In	1:24.86	+8.60	
23	209	Colin LEE	USA	5	Out	1:26.18	+9.92	
24	220	Kai PEACOCK	CAN	4	Out	1:26.38	+10.12	
25	213	Gavin ORD	USA	6	In	1:26.87	+10.61	
26	233	Randy PLETT	CAN	3	Out	1:28.42	+12.16	
27	205	Ashwin KONDURU	IND	4	Out	1:28.73	+12.47	
28	211	Edward NAGEL	USA	5	Out	1:28.80	+12.54	
29	237	Sebastien EPPERSON	USA	4	In	1:28.99	+12.73	
30	216	Jeff TERWILLIGER	USA	5	In	1:29.86	+13.60	
31	201	Adriel Elrond GICA	USA	4	In	1:30.33	+14.07	





	<b>AMCUP #2</b>	
	<b>JOHN ROSE OVAL - ROSEVILLE (USA)</b> <b>13 - 15 Dec 2024</b>	

**RESULT 1000m Men**  
**Sunday, 15 December 2024**

Rnk	Nr	Name	Country	Race	Lane	Time	Behind	Points
32	232	Peyton WENDT	USA	2	In	<b>1:31.46</b>	+15.20	
33	230	Matthew TRIMBLE	USA	2	Out	<b>1:31.71</b>	+15.45	
34	223	Kyler DE GROOT	USA	2	Out	<b>1:31.79</b>	+15.53	
35	238	Tariq ELATTAOUI	USA	3	In	<b>1:32.42</b>	+16.16	
36	227	Markevous HUMPHREY	USA	3	In	<b>1:34.48</b>	+18.22	
37	219	Joshua KRIETER	USA	2	In	<b>1:35.02</b>	+18.76	
38	240	Tristan BOYD	USA	3	Out	<b>1:35.47</b>	+19.21	
39	208	Chris ORD	USA	1	Out	<b>1:37.18</b>	+20.92	
	215	Henry SCHLICHTING	USA	8	Out	<b>DNF</b>		
	217	Jeremy SONG	USA	6	In	<b>DQ</b>		
	200	Adrian LANOIE	CAN	1	In	<b>DQ</b>		

Referee: Susan GRALAK (USA) / Starter: Matthew VRAA (USA)

<b>Conditions</b>	Time	Air Temperature	Humidity	Ice Temperature
-------------------	------	-----------------	----------	-----------------

MT : Result is calculated using Manual Timing



**LAP TIMES 1000m Men**  
**Sunday, 15 December 2024**

Race	Inner Lane	Outer Lane
<b>1</b>	200. Adrian LANOIE - CAN 200m 600m FINISH	208. Chris ORD - USA 200m <b>22.20</b> (22.2) 37 600m <b>57.75</b> (35.5) 37 FINISH <b>1:37.18</b> (39.4) 39
<b>2</b>	219. Joshua KRIETER - USA 200m <b>22.26</b> (22.2) 38 600m <b>57.43</b> (35.1) 36 FINISH <b>1:35.02</b> (37.5) 37	223. Kyler DE GROOT - USA 200m <b>22.74</b> (22.7) 39 600m <b>56.33</b> (33.5) 34 FINISH <b>1:31.79</b> (35.4) 34
<b>2</b>	232. Peyton WENDT - USA 200m <b>21.36</b> (21.3) 33 600m <b>55.17</b> (33.8) 32 FINISH <b>1:31.46</b> (36.2) 32	230. Matthew TRIMBLE - USA 200m <b>21.36</b> (21.3) 33 600m <b>54.98</b> (33.6) 30 FINISH <b>1:31.71</b> (36.7) 33
<b>3</b>	238. Tariq ELATTAOUI - USA 200m <b>21.39</b> (21.3) 35 600m <b>55.55</b> (34.1) 33 FINISH <b>1:32.42</b> (36.8) 35	240. Tristan BOYD - USA 200m <b>21.95</b> (21.9) 36 600m <b>57.21</b> (35.2) 35 FINISH <b>1:35.47</b> (38.2) 38
<b>3</b>	227. Markevous HUMPHREY - USA 200m <b>20.75</b> (20.7) 29 600m <b>55.04</b> (34.2) 31 FINISH <b>1:34.48</b> (39.4) 36	233. Randy PLETT - CAN 200m <b>20.84</b> (20.8) 31 600m <b>53.42</b> (32.5) 26 FINISH <b>1:28.42</b> (35.0) 26
<b>4</b>	201. Adriel Elrond GICA - USA 200m <b>20.24</b> (20.2) 25 600m <b>53.61</b> (33.3) 27 FINISH <b>1:30.33</b> (36.7) 31	205. Ashwin KONDURU - IND 200m <b>20.27</b> (20.2) 27 600m <b>52.35</b> (32.0) 24 FINISH <b>1:28.73</b> (36.3) 27
<b>4</b>	237. Sebastien EPPERSON - USA 200m <b>20.71</b> (20.7) 28 600m <b>53.99</b> (33.2) 28 FINISH <b>1:28.99</b> (34.9) 29	220. Kai PEACOCK - CAN 200m <b>19.60</b> (19.6) 22 600m <b>51.39</b> (31.7) 21 FINISH <b>1:26.38</b> (34.9) 24
<b>5</b>	216. Jeff TERWILLIGER - USA 200m <b>21.29</b> (21.2) 32 600m <b>54.06</b> (32.7) 29 FINISH <b>1:29.86</b> (35.7) 30	211. Edward NAGEL - USA 200m <b>19.44</b> (19.4) 18 600m <b>51.96</b> (32.5) 23 FINISH <b>1:28.80</b> (36.8) 28
<b>5</b>	222. Kieran COLLINS - USA 200m <b>19.71</b> (19.7) 24 600m <b>50.76</b> (31.0) 19 FINISH <b>1:24.24</b> (33.4) 21	209. Colin LEE - USA 200m <b>19.33</b> (19.3) 16 600m <b>50.78</b> (31.4) 20 FINISH <b>1:26.18</b> (35.3) 23
<b>6</b>	213. Gavin ORD - USA 200m <b>20.82</b> (20.8) 30 600m <b>52.99</b> (32.1) 25 FINISH <b>1:26.87</b> (33.8) 25	229. Matthew KUROWSKI - USA 200m <b>20.25</b> (20.2) 26 600m <b>51.44</b> (31.1) 22 FINISH <b>1:24.11</b> (32.6) 20



<p><b>LAP TIMES 1000m Men</b></p> <p><b>Sunday, 15 December 2024</b></p>
--

Race	Inner Lane	Outer Lane
<b>6</b>	217. Jeremy SONG - USA 200m 600m FINISH	224. Landon BOGEE - USA 200m <b>19.68</b> (19.6) 23 600m <b>50.48</b> (30.8) 17 FINISH <b>1:23.17</b> (32.6) 18
<b>7</b>	218. Jerry MECH - USA 200m <b>19.28</b> (19.2) 15 600m <b>49.56</b> (30.2) 14 FINISH <b>1:22.68</b> (33.1) 17	212. Finn SIEBERT - USA 200m <b>19.26</b> (19.2) 14 600m <b>49.92</b> (30.6) 16 FINISH <b>1:22.38</b> (32.4) 15
<b>7</b>	234. Riley MARTIN - USA 200m <b>19.07</b> (19.0) 10 600m <b>49.10</b> (30.0) 13 FINISH <b>1:21.69</b> (32.5) 13	202. Aiden MEACHAM - USA 200m <b>19.50</b> (19.5) 19 600m <b>49.05</b> (29.5) 12 FINISH <b>1:20.43</b> (31.3) 10
<b>8</b>	204. Anson QUINN - USA 200m <b>19.52</b> (19.5) 21 600m <b>50.65</b> (31.1) 18 FINISH <b>1:24.86</b> (34.2) 22	215. Henry SCHLICHTING - USA 200m 600m FINISH
<b>8</b>	221. Keith KEOVAN - USA 200m <b>19.51</b> (19.5) 20 600m <b>49.85</b> (30.3) 15 FINISH <b>1:24.10</b> (34.2) 19	235. Samuel HART-GORMAN - USA 200m <b>19.10</b> (19.1) 11 600m <b>48.90</b> (29.7) 11 FINISH <b>1:20.50</b> (31.6) 11
<b>9</b>	236. Sam CHAMBERLAIN - USA 200m <b>18.70</b> (18.7) 7 600m <b>47.29</b> (28.5) 6 FINISH <b>1:17.86</b> (20.4) 1	225. Leo DROSSOS-THOMPSON - USA 200m <b>18.82</b> (18.8) 8 600m <b>47.06</b> (28.2) 5 FINISH <b>1:18.36</b> (31.2) 7
<b>9</b>	242. Zachary JENSEN - USA 200m <b>18.53</b> (18.5) 5 600m <b>47.01</b> (28.4) 4 FINISH <b>1:18.40</b> (31.3) 8	210. David PROVOD - USA 200m <b>19.15</b> (19.1) 12 600m <b>59.41</b> (40.2) 38 FINISH <b>1:21.84</b> (22.4) 14
<b>10</b>	207. Brian BULLARD - USA 200m <b>18.69</b> (18.6) 6 600m <b>48.31</b> (29.6) 9 FINISH <b>1:21.24</b> (32.9) 12	228. Matthew SALM - USA 200m <b>18.27</b> (18.2) 2 600m <b>47.00</b> (28.7) 3 FINISH <b>1:18.04</b> (31.0) 5
<b>10</b>	214. George WHEELLOCK - USA 200m <b>18.91</b> (18.9) 9 600m <b>48.39</b> (29.4) 10 FINISH <b>1:22.55</b> (34.1) 16	231. Max WEBER - USA 200m <b>18.32</b> (18.3) 3 600m <b>46.49</b> (28.1) 2 FINISH <b>1:17.42</b> (30.9) 3
<b>11</b>	241. William SILK - USA 200m <b>19.24</b> (19.2) 13 600m <b>47.97</b> (28.7) 8 FINISH <b>1:17.64</b> (29.6) 4	226. Liam KITCHEL - USA 200m <b>18.35</b> (18.3) 4 600m <b>47.31</b> (28.9) 7 FINISH <b>1:18.13</b> (30.8) 6





**AMCUP #2**



**JOHN ROSE OVAL - ROSEVILLE (USA)**

**13 - 15 Dec 2024**

**US SPEED  
SKATING**

**LAP TIMES 1000m Men  
Sunday, 15 December 2024**

Race	Inner Lane	Outer Lane
<b>11</b>	239. Thomas FITZGERALD - USA	203. Alec SKLUTOVSKY - USA
	200m <b>19.39</b> (19.3) 17	200m <b>17.62</b> (17.6) 1
	600m	600m <b>45.60</b> (27.9) 1
	FINISH <b>1:19.95</b> (1:00.5) 9	FINISH <b>1:16.26</b> (30.6) 2



	<b>AMCUP #2</b>	
	<b>JOHN ROSE OVAL - ROSEVILLE (USA)</b> <b>13 - 15 Dec 2024</b>	

**RESULT 1000m Women**  
**Sunday, 15 December 2024**

Rnk	Nr	Name	Country	Race	Lane	Time	Behind	Points
1	112	Kimi GOETZ	USA	9	Out	<b>1:20.48</b>		
2	102	Blair CRUIKSHANK	USA	10	Out	<b>1:24.90</b>	+4.42	
3	118	Piper YDE	USA	10	In	<b>1:28.00</b>	+7.52	
4	114	Libby WILLIAMS	USA	9	In	<b>1:28.06</b>	+7.58	
5	108	Ilsa SHOBE	USA	7	In	<b>1:28.08</b>	+7.60	
6	106	Emma DE BOCK	USA	8	Out	<b>1:28.37</b>	+7.89	
7	115	Marley SOLDAN	USA	8	In	<b>1:28.46</b>	+7.98	
8	104	Elise STAVE	USA	5	Out	<b>1:29.02</b>	+8.54	
9	107	Evie FORRER	USA	6	In	<b>1:29.37</b>	+8.89	
10	111	Keeley WHITCOMB	USA	5	In	<b>1:29.98</b>	+9.50	
11	103	Elena STAVE	USA	4	In	<b>1:30.94</b>	+10.46	
12	117	Nastasia RADULOVIC	USA	6	Out	<b>1:31.09</b>	+10.61	
13	113	Leah CHOI	USA	7	Out	<b>1:32.51</b>	+12.03	
14	116	Mia TETRAULT	CAN	2	In	<b>1:34.37</b>	+13.89	
15	100	Aileen OH	USA	3	In	<b>1:36.82</b>	+16.34	
16	110	Kaitlyn LEE	USA	3	Out	<b>1:39.50</b>	+19.02	
17	105	Elliana FICKEL	USA	1	Out	<b>1:40.73</b>	+20.25	
18	109	Juliette SONG	USA	2	Out	<b>1:40.89</b>	+20.41	
19	101	Audrey HAN	USA	4	Out	<b>1:41.74</b>	+21.26	
20	121	Kassidy GONZALEZ	USA	1	In	<b>1:49.57</b>	+29.09	

Referee: Erik DUCKER (USA) / Starter: Adam JOHNSON (USA)

<b>Conditions</b>	Time	Air Temperature	Humidity	Ice Temperature
-------------------	------	-----------------	----------	-----------------







# AMCUP #2



## JOHN ROSE OVAL - ROSEVILLE (USA) 13 - 15 Dec 2024

### LAP TIMES 1000m Women Sunday, 15 December 2024

Race	Inner Lane	Outer Lane
<b>1</b>	121. Kassidy GONZALEZ MCGLAUCHLEN - USA	105. Elliana FICKEL - USA
	200m <b>24.03</b> (24.0) 20	200m <b>23.33</b> (23.3) 19
	600m <b>1:03.48</b> (39.4) 20	600m <b>59.84</b> (36.5) 17
	FINISH <b>1:49.57</b> (46.0) 20	FINISH <b>1:40.73</b> (40.8) 17
<b>2</b>	116. Mia TETRAULT - CAN	109. Juliette SONG - USA
	200m <b>21.23</b> (21.2) 9	200m <b>23.22</b> (23.2) 18
	600m <b>56.28</b> (35.0) 14	600m <b>1:01.14</b> (37.9) 19
	FINISH <b>1:34.37</b> (38.0) 14	FINISH <b>1:40.89</b> (39.7) 18
<b>3</b>	100. Aileen OH - USA	110. Kaitlyn LEE - USA
	200m <b>22.34</b> (22.3) 16	200m <b>21.97</b> (21.9) 15
	600m <b>57.80</b> (35.4) 16	600m <b>57.51</b> (35.5) 15
	FINISH <b>1:36.82</b> (39.0) 15	FINISH <b>1:39.50</b> (41.9) 16
<b>4</b>	103. Elena STAVE - USA	101. Audrey HAN - USA
	200m <b>21.38</b> (21.3) 10	200m <b>23.14</b> (23.1) 17
	600m <b>54.56</b> (33.1) 12	600m <b>1:00.61</b> (37.4) 18
	FINISH <b>1:30.94</b> (36.3) 11	FINISH <b>1:41.74</b> (41.1) 19
<b>5</b>	111. Keeley WHITCOMB - USA	104. Elise STAVE - USA
	200m <b>21.03</b> (21.0) 8	200m <b>21.41</b> (21.4) 11
	600m <b>54.01</b> (32.9) 9	600m <b>54.00</b> (32.5) 8
	FINISH <b>1:29.98</b> (35.9) 10	FINISH <b>1:29.02</b> (35.0) 8
<b>6</b>	107. Evie FORRER - USA	117. Nastasja RADULOVIC - USA
	200m <b>21.71</b> (21.7) 14	200m <b>21.57</b> (21.5) 12
	600m <b>54.41</b> (32.7) 11	600m <b>54.36</b> (32.7) 10
	FINISH <b>1:29.37</b> (34.9) 9	FINISH <b>1:31.09</b> (36.7) 12
<b>7</b>	108. Ilsa SHOBE - USA	113. Leah CHOI - USA
	200m <b>20.83</b> (20.8) 7	200m <b>21.65</b> (21.6) 13
	600m <b>53.09</b> (32.2) 6	600m <b>56.14</b> (34.4) 13
	FINISH <b>1:28.08</b> (34.9) 5	FINISH <b>1:32.51</b> (36.3) 13
<b>8</b>	115. Marley SOLDAN - USA	106. Emma DE BOCK - USA
	200m <b>20.70</b> (20.7) 5	200m <b>20.55</b> (20.5) 4
	600m <b>53.24</b> (32.5) 7	600m <b>52.83</b> (32.2) 5
	FINISH <b>1:28.46</b> (35.2) 7	FINISH <b>1:28.37</b> (35.5) 6
<b>9</b>	114. Libby WILLIAMS - USA	112. Kimi GOETZ - USA
	200m <b>20.79</b> (20.7) 6	200m <b>18.80</b> (18.8) 1
	600m <b>52.51</b> (31.7) 4	600m <b>48.17</b> (29.3) 1
	FINISH <b>1:28.06</b> (35.5) 4	FINISH <b>1:20.48</b> (32.3) 1
<b>10</b>	118. Piper YDE - USA	102. Blair CRUIKSHANK - USA
	200m <b>20.09</b> (20.0) 3	200m <b>19.26</b> (19.2) 2
	600m <b>52.18</b> (32.0) 3	600m <b>50.44</b> (31.1) 2
	FINISH <b>1:28.00</b> (35.8) 3	FINISH <b>1:24.90</b> (34.4) 2





	<b>AMCUP #2</b>  <b>JOHN ROSE OVAL - ROSEVILLE (USA)</b> <b>13 - 15 Dec 2024</b>	 <b>US SPEED SKATING</b>
---	---	--

**RESULT 1500m Men**  
**Sunday, 15 December 2024**

Rnk	Nr	Name	Country	Race	Lane	Time	Behind	Points
1	231	Max WEBER	USA	11	Out	<b>1:58.40</b>		
2	241	William SILK	USA	11	In	<b>1:58.66</b>	+0.26	
3	239	Thomas FITZGERALD	USA	11	In	<b>2:02.30</b>	+3.90	
4	226	Liam KITCHEL	USA	10	In	<b>2:02.56</b>	+4.16	
5	242	Zachary JENSEN	USA	9	In	<b>2:03.08</b>	+4.68	
6	202	Aiden MEACHAM	USA	10	Out	<b>2:04.02</b>	+5.62	
7	228	Matthew SALM	USA	9	Out	<b>2:04.43</b>	+6.03	
8	225	Leo DROSSOS-THOMPSON	USA	10	In	<b>2:04.46</b>	+6.06	
9	235	Samuel HART-GORMAN	USA	9	In	<b>2:04.51</b>	+6.11	
10	236	Sam CHAMBERLAIN	USA	9	Out	<b>2:04.57</b>	+6.17	
11	203	Alec SKLUTOVSKY	USA	11	Out	<b>2:07.09</b>	+8.69	
12	210	David PROVOD	USA	10	Out	<b>2:09.10</b>	+10.70	
13	215	Henry SCHLICHTING	USA	7	In	<b>2:09.36</b>	+10.96	
14	214	George WHEELOCK	USA	6	In	<b>2:09.71</b>	+11.31	
15	229	Matthew KUROWSKI	USA	8	Out	<b>2:10.17(2)</b>	+11.77	
16	224	Landon BOGEE	USA	7	In	<b>2:10.17(9)</b>	+11.77	
17	234	Riley MARTIN	USA	6	Out	<b>2:10.47</b>	+12.07	
18	217	Jeremy SONG	USA	7	Out	<b>2:11.91</b>	+13.51	
19	212	Finn SIEBERT	USA	6	In	<b>2:12.01</b>	+13.61	
20	207	Brian BULLARD	USA	8	Out	<b>2:13.34</b>	+14.94	
21	222	Kieran COLLINS	USA	3	In	<b>2:13.49</b>	+15.09	
22	204	Anson QUINN	USA	8	In	<b>2:14.02</b>	+15.62	
23	213	Gavin ORD	USA	7	Out	<b>2:14.48</b>	+16.08	
24	218	Jerry MECH	USA	5	Out	<b>2:15.69</b>	+17.29	
25	205	Ashwin KONDURU	IND	3	Out	<b>2:17.47</b>	+19.07	
26	233	Randy PLETT	CAN	4	Out	<b>2:17.49</b>	+19.09	
27	209	Colin LEE	USA	5	In	<b>2:17.57</b>	+19.17	
28	237	Sebastien EPPERSON	USA	2	Out	<b>2:19.73</b>	+21.33	
29	216	Jeff TERWILLIGER	USA	4	In	<b>2:19.87</b>	+21.47	
30	232	Peyton WENDT	USA	4	Out	<b>2:20.49</b>	+22.09	
31	230	Matthew TRIMBLE	USA	3	In	<b>2:20.72</b>	+22.32	







# AMCUP #2



## JOHN ROSE OVAL - ROSEVILLE (USA)

13 - 15 Dec 2024

### RESULT 1500m Men Sunday, 15 December 2024

Rnk	Nr	Name	Country	Race	Lane	Time	Behind	Points
32	220	Kai PEACOCK	CAN	5	In	2:21.20	+22.80	
33	223	Kyler DE GROOT	USA	5	Out	2:21.86	+23.46	
34	201	Adriel Elrond GICA	USA	2	In	2:23.48	+25.08	
35	211	Edward NAGEL	USA	4	In	2:24.42	+26.02	
36	238	Tariq ELATTAOUI	USA	2	In	2:24.56	+26.16	
37	219	Joshua KRIETER	USA	1	In	2:26.66	+28.26	
38	200	Adrian LANOIE	CAN	3	Out	2:29.67	+31.27	
39	208	Chris ORD	USA	2	Out	2:37.63	+39.23	
	240	Tristan BOYD	USA	6	Out	WDR		
	221	Keith KEOVAN	USA	8	In	WDR		

Referee: Susan GRALAK (USA) / Starter: Matthew VRAA (USA)

Conditions	Time	Air Temperature	Humidity	Ice Temperature



<p><b>LAP TIMES 1500m Men</b></p> <p><b>Sunday, 15 December 2024</b></p>
--

Race	Inner Lane	Outer Lane
------	------------	------------

1	219. Joshua KRIETER - USA	-
	300m <b>30.83</b> (30.8) 36	300m
	700m <b>1:06.99</b> (36.1) 37	700m
	1100m <b>1:45.75</b> (38.7) 37	1100m
	FINISH <b>2:26.66</b> (40.9) 37	FINISH
2	201. Adriel Elrond GICA - USA	237. Sebastien EPPERSON - USA
	300m <b>28.56</b> (28.5) 26	300m <b>28.70</b> (28.7) 28
	700m <b>1:03.86</b> (35.3) 31	700m <b>1:03.05</b> (34.3) 28
	1100m <b>1:42.53</b> (38.6) 32	1100m <b>1:40.24</b> (37.1) 28
	FINISH <b>2:23.48</b> (40.9) 34	FINISH <b>2:19.73</b> (39.4) 28
2	238. Tariq ELATTAOUI - USA	208. Chris ORD - USA
	300m <b>29.97</b> (29.9) 34	300m <b>32.13</b> (32.1) 39
	700m <b>1:06.07</b> (36.0) 36	700m <b>1:09.60</b> (37.4) 39
	1100m <b>1:44.90</b> (38.8) 36	1100m <b>1:51.39</b> (41.7) 39
	FINISH <b>2:24.56</b> (39.6) 36	FINISH <b>2:37.63</b> (46.2) 39
3	222. Kieran COLLINS - USA	200. Adrian LANOIE - CAN
	300m <b>28.06</b> (28.0) 22	300m <b>31.32</b> (31.3) 38
	700m <b>1:01.28</b> (33.2) 23	700m <b>1:08.84</b> (37.5) 38
	1100m <b>1:36.85</b> (35.5) 23	1100m <b>1:49.51</b> (40.6) 38
	FINISH <b>2:13.49</b> (36.6) 21	FINISH <b>2:29.67</b> (40.1) 38
3	230. Matthew TRIMBLE - USA	205. Ashwin KONDURU - IND
	300m <b>30.09</b> (30.0) 35	300m <b>28.96</b> (28.9) 29
	700m <b>1:04.37</b> (34.2) 33	700m <b>1:02.31</b> (33.3) 26
	1100m <b>1:41.49</b> (37.1) 31	1100m <b>1:39.27</b> (36.9) 26
	FINISH <b>2:20.72</b> (39.2) 31	FINISH <b>2:17.47</b> (38.2) 25
4	211. Edward NAGEL - USA	232. Peyton WENDT - USA
	300m <b>27.75</b> (27.7) 18	300m <b>29.96</b> (29.9) 33
	700m <b>1:03.52</b> (35.7) 29	700m <b>1:04.16</b> (34.2) 32
	1100m <b>1:43.42</b> (39.8) 34	1100m <b>1:41.37</b> (37.2) 30
	FINISH <b>2:24.42</b> (41.0) 35	FINISH <b>2:20.49</b> (39.1) 30
4	216. Jeff TERWILLIGER - USA	233. Randy PLETT - CAN
	300m <b>29.48</b> (29.4) 31	300m <b>29.38</b> (29.3) 30
	700m <b>1:03.60</b> (34.1) 30	700m <b>1:02.89</b> (33.5) 27
	1100m <b>1:41.04</b> (37.4) 29	1100m <b>1:39.43</b> (36.5) 27
	FINISH <b>2:19.87</b> (38.8) 29	FINISH <b>2:17.49</b> (38.0) 26
5	220. Kai PEACOCK - CAN	223. Kyler DE GROOT - USA
	300m <b>29.51</b> (29.5) 32	300m <b>30.83</b> (30.8) 36
	700m <b>1:05.16</b> (35.6) 34	700m <b>1:05.71</b> (34.8) 35
	1100m <b>1:43.46</b> (38.3) 35	1100m <b>1:43.07</b> (37.3) 33
	FINISH <b>2:21.20</b> (37.7) 32	FINISH <b>2:21.86</b> (38.7) 33





# AMCUP #2




## JOHN ROSE OVAL - ROSEVILLE (USA)

13 - 15 Dec 2024

### LAP TIMES 1500m Men Sunday, 15 December 2024

Race	Inner Lane			Outer Lane				
5	209. Colin LEE - USA			218. Jerry MECH - USA				
	300m	<b>28.23</b>	(28.2)	23	300m	<b>28.51</b>	(28.5)	25
	700m	<b>1:02.15</b>	(33.9)	25	700m	<b>1:01.11</b>	(32.6)	22
	1100m	<b>1:38.81</b>	(36.6)	25	1100m	<b>1:37.39</b>	(36.2)	24
	FINISH	<b>2:17.57</b>	(38.7)	27	FINISH	<b>2:15.69</b>	(38.3)	24
6	214. George WHEELLOCK - USA			240. Tristan BOYD - USA				
	300m	<b>27.54</b>	(27.5)	16	300m			
	700m	<b>57.67</b>	(30.1)	11	700m			
	1100m	<b>1:31.57</b>	(33.9)	12	1100m			
	FINISH	<b>2:09.71</b>	(38.1)	14	FINISH			
6	212. Finn SIEBERT - USA			234. Riley MARTIN - USA				
	300m	<b>28.25</b>	(28.2)	24	300m	<b>27.89</b>	(27.8)	20
	700m	<b>1:00.76</b>	(32.5)	21	700m	<b>1:00.24</b>	(32.3)	20
	1100m	<b>1:35.33</b>	(34.5)	20	1100m	<b>1:34.73</b>	(34.4)	19
	FINISH	<b>2:12.01</b>	(36.6)	19	FINISH	<b>2:10.47</b>	(35.7)	17
7	224. Landon BOGEE - USA			213. Gavin ORD - USA				
	300m	<b>27.44</b>	(27.4)	15	300m	<b>28.60</b>	(28.6)	27
	700m	<b>59.72</b>	(32.2)	18	700m	<b>1:01.67</b>	(33.0)	24
	1100m	<b>1:34.30</b>	(34.5)	18	1100m	<b>1:36.41</b>	(34.7)	22
	FINISH	<b>2:10.17</b>	(35.8)	15	FINISH	<b>2:14.48</b>	(38.0)	23
7	215. Henry SCHLICHTING - USA			217. Jeremy SONG - USA				
	300m	<b>27.74</b>	(27.7)	17	300m	<b>27.79</b>	(27.7)	19
	700m	<b>59.15</b>	(31.4)	15	700m	<b>59.56</b>	(31.7)	17
	1100m	<b>1:32.96</b>	(33.8)	14	1100m	<b>1:34.19</b>	(34.6)	17
	FINISH	<b>2:09.36</b>	(36.4)	13	FINISH	<b>2:11.91</b>	(37.7)	18
8	221. Keith KEOVAN - USA			229. Matthew KUROWSKI - USA				
	300m				300m	<b>28.01</b>	(28.0)	21
	700m				700m	<b>59.90</b>	(31.8)	19
	1100m				1100m	<b>1:34.00</b>	(34.0)	16
	FINISH				FINISH	<b>2:10.17</b>	(36.1)	15
8	204. Anson QUINN - USA			207. Brian BULLARD - USA				
	300m	<b>26.87</b>	(26.8)	8	300m	<b>27.22</b>	(27.2)	12
	700m	<b>59.31</b>	(32.4)	16	700m	<b>58.59</b>	(31.3)	14
	1100m	<b>1:35.38</b>	(36.0)	21	1100m	<b>1:33.40</b>	(34.8)	15
	FINISH	<b>2:14.02</b>	(38.6)	22	FINISH	<b>2:13.34</b>	(39.9)	20
9	242. Zachary JENSEN - USA			236. Sam CHAMBERLAIN - USA				
	300m	<b>25.71</b>	(25.7)	2	300m	<b>26.41</b>	(26.4)	4
	700m	<b>55.51</b>	(29.7)	2	700m	<b>56.39</b>	(29.9)	6
	1100m	<b>1:27.67</b>	(32.1)	4	1100m	<b>1:29.24</b>	(32.8)	6
	FINISH	<b>2:03.08</b>	(35.4)	5	FINISH	<b>2:04.57</b>	(35.3)	10





# AMCUP #2



## JOHN ROSE OVAL - ROSEVILLE (USA)

13 - 15 Dec 2024

### LAP TIMES 1500m Men Sunday, 15 December 2024

Race	Inner Lane	Outer Lane
<b>9</b>	235. Samuel HART-GORMAN - USA	228. Matthew SALM - USA
	300m <b>26.87</b> (26.8) 8	300m <b>26.21</b> (26.2) 3
	700m <b>57.60</b> (30.7) 10	700m <b>55.54</b> (29.3) 3
	1100m <b>1:30.18</b> (32.5) 11	1100m <b>1:27.59</b> (32.0) 3
	FINISH <b>2:04.51</b> (34.3) 9	FINISH <b>2:04.43</b> (36.8) 7
<b>10</b>	225. Leo DROSSOS-THOMPSON - USA	210. David PROVOD - USA
	300m <b>27.23</b> (27.2) 13	300m <b>27.28</b> (27.2) 14
	700m <b>57.59</b> (30.3) 9	700m <b>57.74</b> (30.4) 12
	1100m <b>1:29.75</b> (32.1) 9	1100m <b>1:31.76</b> (34.0) 13
	FINISH <b>2:04.46</b> (34.7) 8	FINISH <b>2:09.10</b> (37.3) 12
<b>10</b>	226. Liam KITCHEL - USA	202. Aiden MEACHAM - USA
	300m <b>26.45</b> (26.4) 5	300m <b>27.17</b> (27.1) 11
	700m <b>57.04</b> (30.5) 7	700m <b>57.74</b> (30.5) 12
	1100m <b>1:29.67</b> (32.6) 8	1100m <b>1:30.03</b> (32.2) 10
	FINISH <b>2:02.56</b> (32.8) 4	FINISH <b>2:04.02</b> (33.9) 6
<b>11</b>	241. William SILK - USA	231. Max WEBER - USA
	300m <b>26.65</b> (26.6) 7	300m <b>26.45</b> (26.4) 5
	700m <b>55.56</b> (28.9) 4	700m <b>55.01</b> (28.5) 1
	1100m <b>1:25.95</b> (30.3) 2	1100m <b>1:25.37</b> (30.3) 1
	FINISH <b>1:58.66</b> (32.7) 2	FINISH <b>1:58.40</b> (33.0) 1
<b>11</b>	239. Thomas FITZGERALD - USA	203. Alec SKLUTOVSKY - USA
	300m <b>27.05</b> (27.0) 10	300m <b>25.52</b> (25.5) 1
	700m <b>57.21</b> (30.1) 8	700m <b>55.77</b> (30.2) 5
	1100m <b>1:29.25</b> (32.0) 7	1100m <b>1:29.18</b> (33.4) 5
	FINISH <b>2:02.30</b> (33.0) 3	FINISH <b>2:07.09</b> (37.9) 11







# AMCUP #2



## JOHN ROSE OVAL - ROSEVILLE (USA)

13 - 15 Dec 2024

US SPEED SKATING

### RESULT 1500m Women Sunday, 15 December 2024

Rnk	Nr	Name	Country	Race	Lane	Time	Behind	Points
1	112	Kimi GOETZ	USA	5	In	<b>2:09.71</b>		
2	118	Piper YDE	USA	5	In	<b>2:17.05</b>	+7.34	
3	115	Marley SOLDAN	USA	4	In	<b>2:18.77</b>	+9.06	
4	106	Emma DE BOCK	USA	5	Out	<b>2:21.18</b>	+11.47	
5	107	Evie FORRER	USA	3	Out	<b>2:21.50</b>	+11.79	
6	103	Elena STAVE	USA	3	In	<b>2:22.20</b>	+12.49	
7	104	Elise STAVE	USA	4	In	<b>2:22.21</b>	+12.50	
8	108	Ilsa SHOBE	USA	4	Out	<b>2:22.22</b>	+12.51	
9	113	Leah CHOI	USA	3	Out	<b>2:22.47</b>	+12.76	
10	117	Nastasia RADULOVIC	USA	3	In	<b>2:22.83</b>	+13.12	
11	111	Keeley WHITCOMB	USA	4	Out	<b>2:24.56</b>	+14.85	
12	114	Libby WILLIAMS	USA	5	Out	<b>2:24.90</b>	+15.19	
13	116	Mia TETRAULT	CAN	2	In	<b>2:29.38</b>	+19.67	
14	100	Aileen OH <sup>MT</sup>	USA	1	In	<b>2:32.88</b>	+23.17	
15	109	Juliette SONG <sup>MT</sup>	USA	1	Out	<b>2:38.83</b>	+29.12	
16	105	Elliana FICKEL	USA	2	In	<b>2:39.20</b>	+29.49	
17	110	Kaitlyn LEE	USA	2	Out	<b>2:45.39</b>	+35.68	
18	121	Kassidy GONZALEZ	USA	1	In	<b>2:55.06</b>	+45.35	
	101	Audrey HAN	USA	2	Out	<b>WDR</b>		

Referee: Erik DUCKER (USA) / Starter: Adam JOHNSON (USA)

<b>Conditions</b>	Time	Air Temperature	Humidity	Ice Temperature
-------------------	------	-----------------	----------	-----------------

MT : Result is calculated using Manual Timing







# AMCUP #2



## JOHN ROSE OVAL - ROSEVILLE (USA)

13 - 15 Dec 2024


US SPEED SKATING

### LAP TIMES 1500m Women Sunday, 15 December 2024

Race	Inner Lane	Outer Lane
<b>1</b>	121. Kassidy GONZALEZ MCGLAUCHLEN - USA	. -
	300m <b>34.06</b> (34.0) 18	300m
	700m <b>1:16.81</b> (42.7) 18	700m
	1100m <b>2:04.67</b> (47.8) 18	1100m
	FINISH <b>2:55.06</b> (32.3) 15	FINISH
<b>1</b>	100. Aileen OH - USA	109. Juliette SONG - USA
	300m <b>30.78</b> (30.7) 13	300m <b>32.37</b> (32.3) 16
	700m <b>1:07.38</b> (36.6) 13	700m <b>1:10.61</b> (38.2) 16
	1100m <b>1:49.26</b> (41.8) 15	1100m <b>1:43.68</b> (33.0) 10
	FINISH <b>2:32.88</b> (26.2) 2	FINISH <b>2:38.83</b> (55.1) 16
<b>2</b>	105. Elliana FICKEL - USA	101. Audrey HAN - USA
	300m <b>32.81</b> (32.8) 17	300m
	700m <b>1:11.68</b> (38.8) 17	700m
	1100m <b>1:54.48</b> (42.7) 16	1100m
	FINISH <b>2:39.20</b> (44.7) 17	FINISH
<b>2</b>	116. Mia TETRAULT - CAN	110. Kaitlyn LEE - USA
	300m <b>30.75</b> (30.7) 12	300m <b>31.54</b> (31.5) 15
	700m <b>1:08.28</b> (37.5) 14	700m <b>1:10.32</b> (38.7) 15
	1100m <b>1:48.43</b> (40.1) 14	1100m <b>1:54.98</b> (44.6) 17
	FINISH <b>2:29.38</b> (40.9) 14	FINISH <b>2:45.39</b> (50.4) 18
<b>3</b>	103. Elena STAVE - USA	113. Leah CHOI - USA
	300m <b>30.12</b> (30.1) 9	300m <b>30.63</b> (30.6) 11
	700m <b>1:05.21</b> (35.0) 9	700m <b>1:06.33</b> (35.7) 11
	1100m <b>1:43.24</b> (38.0) 8	1100m <b>1:44.02</b> (37.6) 12
	FINISH <b>2:22.20</b> (38.9) 7	FINISH <b>2:22.47</b> (38.4) 10
<b>3</b>	117. Nastasja RADULOVIC - USA	107. Evie FORRER - USA
	300m <b>30.30</b> (30.3) 10	300m <b>31.04</b> (31.0) 14
	700m <b>1:05.42</b> (35.1) 10	700m <b>1:06.82</b> (35.7) 12
	1100m <b>1:43.41</b> (37.9) 9	1100m <b>1:44.21</b> (37.3) 13
	FINISH <b>2:22.83</b> (39.4) 11	FINISH <b>2:21.50</b> (37.2) 6
<b>4</b>	104. Elise STAVE - USA	111. Keeley WHITCOMB - USA
	300m <b>29.67</b> (29.6) 7	300m <b>29.87</b> (29.8) 8
	700m <b>1:04.22</b> (34.5) 7	700m <b>1:05.07</b> (35.2) 8
	1100m <b>1:42.10</b> (37.8) 7	1100m <b>1:43.92</b> (38.8) 11
	FINISH <b>2:22.21</b> (40.1) 8	FINISH <b>2:24.56</b> (40.6) 12
<b>4</b>	115. Marley SOLDAN - USA	108. Ilsa SHOBE - USA
	300m <b>29.11</b> (29.1) 4	300m <b>29.37</b> (29.3) 5
	700m <b>1:03.45</b> (34.3) 5	700m <b>1:03.91</b> (34.5) 6
	1100m <b>1:40.19</b> (36.7) 4	1100m <b>1:41.76</b> (37.8) 6
	FINISH <b>2:18.77</b> (38.5) 4	FINISH <b>2:22.22</b> (40.4) 9





	<b>AMCUP #2</b>	 <b>US SPEED SKATING</b>
<b>JOHN ROSE OVAL - ROSEVILLE (USA)</b> <b>13 - 15 Dec 2024</b>		

<b>LAP TIMES 1500m Women</b> <b>Sunday, 15 December 2024</b>
---

Race	Inner Lane	Outer Lane
<b>5</b>	118. Piper YDE - USA	106. Emma DE BOCK - USA
	300m <b>28.25</b> (28.2) 2	300m <b>28.80</b> (28.8) 3
	700m <b>1:01.62</b> (33.3) 2	700m <b>1:02.13</b> (33.3) 3
	1100m <b>1:37.95</b> (36.3) 2	1100m <b>1:39.72</b> (37.5) 3
	FINISH <b>2:17.05</b> (39.1) 3	FINISH <b>2:21.18</b> (41.4) 5
<b>5</b>	112. Kimi GOETZ - USA	114. Libby WILLIAMS - USA
	300m <b>27.70</b> (27.7) 1	300m <b>29.50</b> (29.5) 6
	700m <b>59.45</b> (31.7) 1	700m <b>1:02.68</b> (33.1) 4
	1100m <b>1:33.32</b> (33.8) 1	1100m <b>1:41.59</b> (38.9) 5
	FINISH <b>2:09.71</b> (36.3) 1	FINISH <b>2:24.90</b> (43.3) 13