


# OPTIONS SURGE

Active trading is growing in popularity, with a record-breaking number of options contracts and a rise in retail investors.



**1983**  
**WARREN BUFFETT'S INVESTMENT SUCCESS**  
 By the end of 1983, Warren Buffett's corporate stock portfolio reached \$1.3 billion, marking his first appearance on the Forbes Millionaire list.



**1999**  
**AVERAGE HOLDING PERIOD**  
 In 1999 the average holding period for stocks on the NYSE was 14 months. By 2020, the average holding period decreased to 5.5 months.<sup>1</sup>


**2010**

**HEDGE FUNDS UNDERPERFORMED**  
 From 2010 – 2020, only 24% of actively managed funds outperformed passive funds.<sup>2</sup>

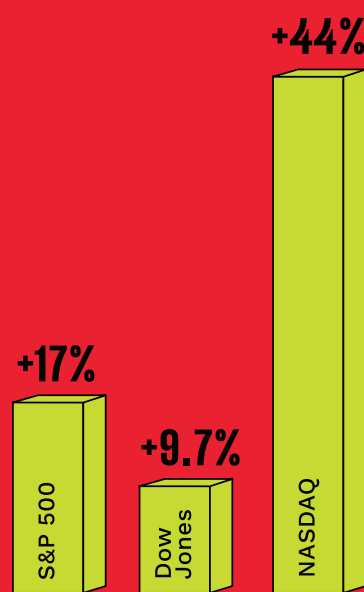


**2017**  
**tastytrade IS BORN!**  
 tastytrade, Inc. was formerly known as tastyworks, Inc.

**2019**  
**S&P 500 GROWTH**  
 Up 28.9%, closing about 10% above 2018's high<sup>4</sup>



**2020**  
**MARKET RETURNS**  
 The S&P 500 was up more than 17%, the Dow up 9.7%, and NASDAQ gained nearly 44%.<sup>5</sup>



**2009-2019**  
**RECORD BULL MARKET**  
 Produced a 471% return over its 127-month span<sup>3</sup>



**20%**

**S&P 500**  
**NASDAQ-100**  
**DOW JONES**

**2021**  
**MAJOR INDICES GROWTH**  
 All three major indices (S&P 500, Nasdaq-100, Dow Jones) increased over 20%.<sup>6</sup>

**2021**  
**SOCIAL MEDIA AND TRADING**  
 A 2021 survey by Market Cube found that 40% of traders felt empowered by social media, with 58% turning to day trading as a quick source of income.<sup>7</sup>




**2021**  
**OPTIONS TRADING VOLUME INCREASES**  
 The number of options contracts traded increased 32% from the previous year according to Options Clearing Corp.



**2022**  
**RECORD OPTIONS CONTRACTS**  
 Total options contracts cleared were just over 10.38 billion, marking a 4.5% increase from the previous year according to Options Clearing Corp.<sup>8</sup>

**10.38 BILLION**

**2022**  
**AVERAGE DAILY VOLUME FOR OPTIONS**  
 Rose 4.9% from 2021, with 41.1 million ADV in 2022 versus 39.2 million ADV in 2021 according to Options Clearing Corp.<sup>9</sup>




**2023**  
**TRADING VOLUME**  
 As of March, the year-to-date ADV was up 8.4% annually, and total options volume was 12.1% higher.<sup>9</sup>

**UP 12.1%**  
**TOTAL OPTIONS VOLUME**



**2023**  
**A RECORD BREAKING MONTH**  
 February 2023 saw more than 68 million options contracts traded in a single day, a daily record in CBOE data.  
 The OCC cleared 887.6M total contracts in February 2023. Up 9.9% YoY and highest February on record.<sup>9</sup>

**2023 FEB**  
**68M**



**2024**  
**tastytrade**

The average hold time for an options contract on tastytrade is 7 calendar days.



**tastytrade**

Supporting documentation for any claims, if applicable, will be furnished upon request.