



Free Knitting Pattern

**LION BRAND® VANNA'S CHOICE®
NORTHSIDE AFGHAN**

Pattern Number: M20223 VC



SKILL LEVEL – INTERMEDIATE

SIZES

About 48 x 60 in. (122 x 152.5 cm)

MATERIALS

- **LION BRAND® VANNA'S CHOICE®** (Art. #860)
 - #126 Chocolate 3 balls (A)
 - #100 White 4 balls (B)
 - #402 Wheat 3 balls (C)
 - #158 Mustard 2 balls (D)
- **LION BRAND®** large-eyed blunt needle



ADDITIONAL MATERIALS

Circular knitting needle size 9 (5.5 mm), 29 in. (73.5 cm) long

GAUGE

15 sts + 24 rows = about 4 in. (10 cm) in Seed st.

BE SURE TO CHECK YOUR GAUGE.

PATTERN STITCH

Seed St (worked over an odd number of sts)

Row 1: K1, *p1, k1; rep from * to end of row.

Row 2: K the purl sts and p the knit sts.

Rep Row 2 for Seed st.

NOTES

1. Afghan is worked in Seed st, changing yarn colors by following charts.
2. When working from charts, read RS rows from right to left and WS rows from left to right.
3. A circular needle is used to accommodate the number of sts. Work back and forth in rows on the circular needle just as if working on straight needles.
4. When you see 'as established' in the instructions, this means to continue in the current pattern st, lining up sts as in previous rows.
5. Colorwork is done in intarsia. Do not carry unused color across WS. Use a separate ball of yarn for each color section and twist yarns at each color change to prevent holes from forming.

For thousands of free patterns, visit our website www.LionBrand.com

To order visit our website www.lionbrand.com or call: (800) 258-YARN (9276) any time!

Copyright ©1998-2020 Lion Brand Yarn Company, all rights reserved. No pattern or other material may be reproduced -- mechanically, electronically, or by any other means, including photocopying - without written permission of Lion Brand Yarn Company.

AFGHAN

With A, cast on 181 sts.

With A, work in Seed st for 3 rows.

Section I

Row 1 (RS): Work Row 1 of Seed st, changing yarn color following Row 1 of Section I Chart.

Row 2 (WS): Work in Seed st and change yarn color following Row 2 of Section I Chart as established.

Continue working in Seed st and change yarn color following Section I Chart as established until all 180 rows of Section I Chart have been completed – you will have 1 A st and 180 B sts in the last row you work.

Cut A.

Section II

Row 1 (RS): Work in Seed st as established, changing yarn color following Row 1 of Section II Chart.

Row 2 (WS): Work in Seed st and change yarn color following Row 2 of Section II Chart as established.

Continue working in Seed st and change yarn color following Section II Chart as established until all 72 rows of Section II Chart have been completed – you will have 142 C sts, 3 B sts, and 36 D sts in the last row you work.

Cut B.

Section III

Row 1 (RS): Work in Seed st as established, changing yarn color following Row 1 of Section III Chart.

Row 2 (WS): Work in Seed st and change yarn color following Row 2 of Section III Chart as established.

Continue working in Seed st and change yarn color following Section III Chart as established until all 112 rows of Section III Chart have been completed – you will have 34 C sts and 147 D sts in the last row you work.

Bind off, matching yarn color of sts in last row worked.

FINISHING

Weave in ends.

ABBREVIATIONS

k = knit

p = purl


rep = repeat

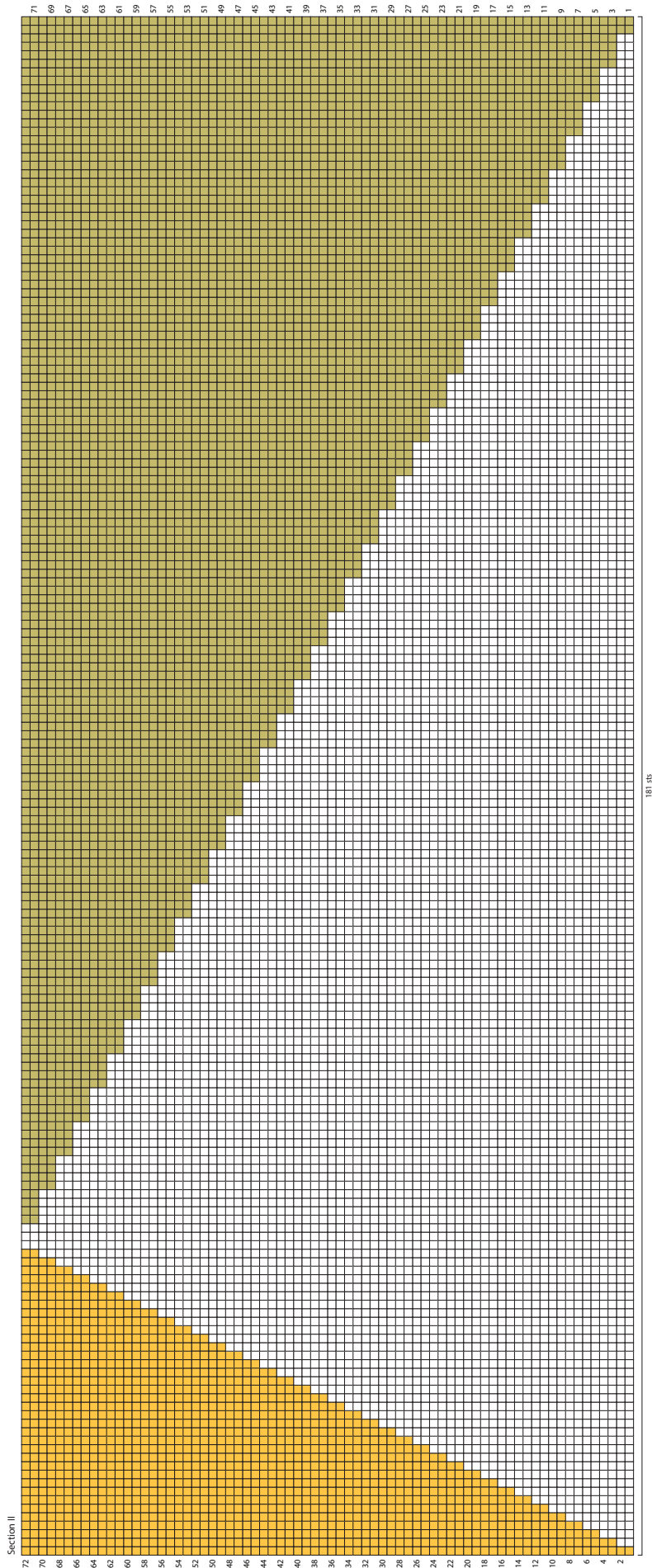
RS = right side

st(s) = stitch(es)

St st = Stockinette stitch

WS = wrong side






For thousands of free patterns, visit our website www.LionBrand.com

To order visit our website www.lionbrand.com or call: (800) 258-YARN (9276) any time!

Copyright ©1998-2020 Lion Brand Yarn Company, all rights reserved. No pattern or other material may be reproduced -- mechanically, electronically, or by any other means, including photocopying - without written permission of Lion Brand Yarn Company.



Every effort has been made to produce accurate and complete instructions. We cannot be responsible for variance of individual knitters or crocheters, human error, or typographical mistakes.

©2020 Lion Brand Yarn Company, all rights reserved.

For thousands of free patterns, visit our website www.LionBrand.com

To order visit our website www.lionbrand.com or call: (800) 258-YARN (9276) any time!

Copyright ©1998-2020 Lion Brand Yarn Company, all rights reserved. No pattern or other material may be reproduced -- mechanically, electronically, or by any other means, including photocopying - without written permission of Lion Brand Yarn Company.