



*Free Knitting Pattern*

**LION BRAND® VANNA'S CHOICE®  
BRIGHTON AFGHAN**

Pattern Number: M20222 VC



## SKILL LEVEL – INTERMEDIATE

## SIZES

About 48 x 62 in. (122 x 157.5 cm)

## MATERIALS

- **LION BRAND® VANNA'S CHOICE®** (Art. #860)
  - #158 Mustard 2 balls (A)
  - #123 Beige 2 balls (B)
  - #101 Pink 3 balls (C)
  - #100 White 2 balls (D)
  - #138 Dusty Cedar 2 balls (E)
- **LION BRAND®** stitch markers
- **LION BRAND®** large-eyed blunt needle



## ADDITIONAL MATERIALS

Circular knitting needle size 9 (5.5 mm), 36 in. (91.5 cm) long or longer

## GAUGE

15 sts + 23 rows = about 4 in. (10 cm) in St st (k on RS, p on WS).

**BE SURE TO CHECK YOUR GAUGE.**

## NOTES

1. Afghan is worked in one piece on a circular needle.
2. A circular needle is used to accommodate the large number of sts. Work back and forth on the circular needle as if working on straight needles.
3. Colorwork is done in intarsia and following a chart for each intarsia section. When following chart, do not carry unused color across WS. Use a separate ball of yarn for each color section and twist yarns at each color change to prevent holes from forming.
4. When working from charts, read RS rows from right to left and WS rows from left to right.

## AFGHAN

With A, cast on 180 sts.

### ***Beginning Border***

Work in Garter st (knit every st on every row) for 12 rows.

For thousands of free patterns, visit our website [www.LionBrand.com](http://www.LionBrand.com)

To order visit our website [www.lionbrand.com](http://www.lionbrand.com) or call: (800) 258-YARN (9276) any time!

Copyright ©1998-2020 Lion Brand Yarn Company, all rights reserved. No pattern or other material may be reproduced -- mechanically, electronically, or by any other means, including photocopying - without written permission of Lion Brand Yarn Company.

## ***First Section of Afghan***

**Row 1 (RS):** Knit.

**Row 2:** K6 for Garter st side border, purl to last 6 sts, knit last 6 sts for side border.

**Rows 3-44:** Rep Rows 1 and 2.

### ***Intarsia A and B Chart***

Continue as established, working first and last 6 sts in Garter st for side borders, remaining sts in St st (k on RS, p on WS) and following chart for yarn colors.

Continue working until you have completed Row 22 of the chart.

*With B, rep Rows 1-44 of First Section of Afghan.*

### ***Intarsia B and C Chart***

Continue as established, working first and last 6 sts in Garter st for side borders, remaining sts in St st and following chart for yarn colors.

Continue working until you have completed Row 14 of the chart.

*With C, rep Rows 1-40 of First Section of Afghan.*

### ***Intarsia C and D Chart***

Continue as established, working first and last 6 sts in Garter st for side borders, remaining sts in St st and following chart for yarn colors.

Continue working until you have completed Row 66 of the chart.

*With D, rep Rows 1-16 of First Section of Afghan.*

### ***Intarsia D and E Chart***

Continue as established, working first and last 6 sts in Garter st for side borders, remaining sts in St st and following chart for yarn colors.

Continue working until you have completed Row 34 of the chart.

*With E, rep Rows 1-36 of First Section of Afghan.*

### ***Ending Border***

With E, work in Garter st for 12 rows.

*Bind off.*

## **FINISHING**

*Weave in ends.*

## ABBREVIATIONS

**k** = knit

**p** = purl

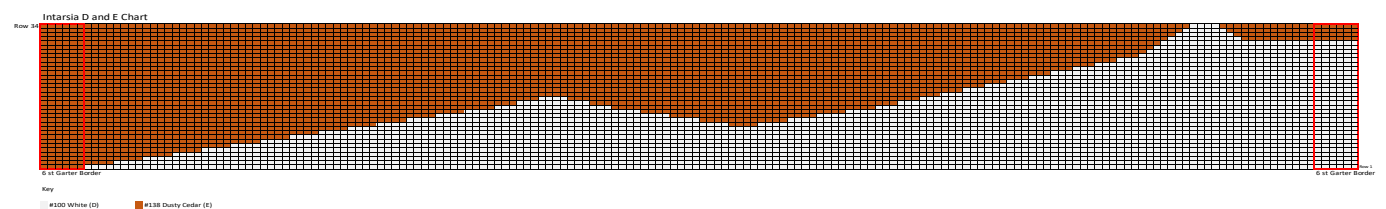
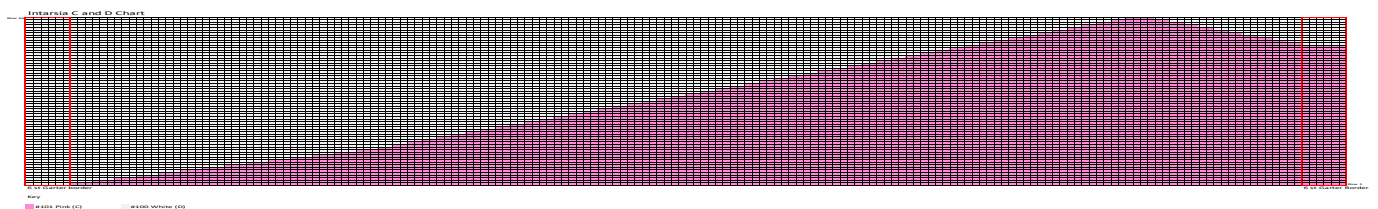

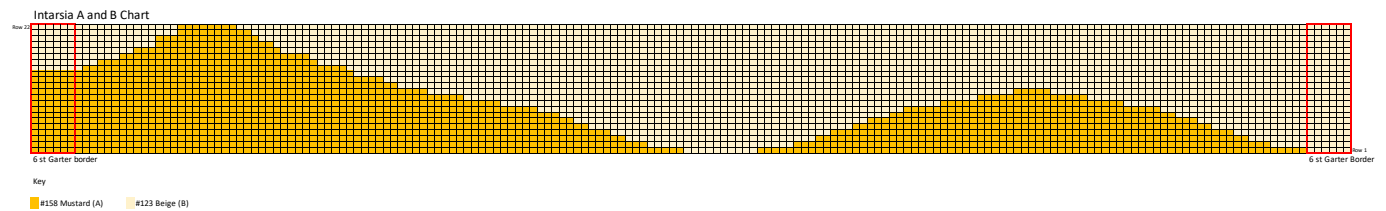
**rep** = repeat

**RS** = right side

**st(s)** = stitch(es)

**St st** = Stockinette stitch

**WS** = wrong side



*Every effort has been made to produce accurate and complete instructions. We cannot be responsible for variance of individual knitters or crocheters, human error, or typographical mistakes.*

*©2020 Lion Brand Yarn Company, all rights reserved.*

For thousands of free patterns, visit our website [www.LionBrand.com](http://www.LionBrand.com)

To order visit our website [www.lionbrand.com](http://www.lionbrand.com) or call: (800) 258-YARN (9276) any time!

Copyright ©1998-2020 Lion Brand Yarn Company, all rights reserved. No pattern or other material may be reproduced -- mechanically, electronically, or by any other means, including photocopying - without written permission of Lion Brand Yarn Company.