

JANUARY

FEBRUARY

MARCH

A vertical writing area for the month of January. It features a light green background with a pattern of small white dots. The area is filled with horizontal lines for writing. Several light green, hand-drawn triangles are scattered throughout the space, some overlapping the lines.

A vertical writing area for the month of February. It features a light green background with a pattern of small white dots. The area is filled with horizontal lines for writing. Several light green, hand-drawn triangles are scattered throughout the space, some overlapping the lines.

A vertical writing area for the month of March. It features a light green background with a pattern of small white dots. The area is filled with horizontal lines for writing. Several light green, hand-drawn triangles are scattered throughout the space, some overlapping the lines.

APRIL

A writing area for the month of April, featuring 12 horizontal lines. The area is decorated with several light blue, hand-drawn triangles of various sizes and orientations scattered across the page.

MAY

A writing area for the month of May, featuring 12 horizontal lines. The area is decorated with several light blue, hand-drawn triangles of various sizes and orientations scattered across the page.

JUNE

A writing area for the month of June, featuring 12 horizontal lines. The area is decorated with several light blue, hand-drawn triangles of various sizes and orientations scattered across the page.

OCTOBER

NOVEMBER

DECEMBER

A vertical writing area for the month of October. It features ten horizontal lines for writing. The area is decorated with several yellow, hand-drawn triangles of various sizes and orientations scattered across the page.

A vertical writing area for the month of November. It features ten horizontal lines for writing. The area is decorated with several yellow, hand-drawn triangles of various sizes and orientations scattered across the page.

A vertical writing area for the month of December. It features ten horizontal lines for writing. The area is decorated with several yellow, hand-drawn triangles of various sizes and orientations scattered across the page.

JULY

A vertical writing area for the month of July. It features a red header with the word 'JULY' in white. Below the header are ten horizontal lines for writing. The area is decorated with several light pink, hand-drawn triangles scattered across the lines.

AUGUST

A vertical writing area for the month of August. It features a red header with the word 'AUGUST' in white. Below the header are ten horizontal lines for writing. The area is decorated with several light pink, hand-drawn triangles scattered across the lines.

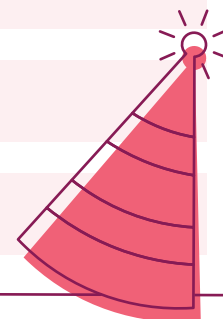
SEPTEMBER

A vertical writing area for the month of September. It features a red header with the word 'SEPTEMBER' in white. Below the header are ten horizontal lines for writing. The area is decorated with several light pink, hand-drawn triangles scattered across the lines.

JAN

FEB

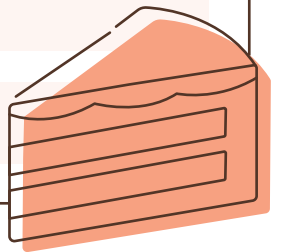
MAR



APR

MAY


JUN



JUL

AUG

SEP



OCT

NOV

DEC

