



MATERIALS



- Printer
- Cardstock paper
- Hole punch
- Ribbon or twine
- Tape or glue
- Markers, glitter, etc.

INSTRUCTIONS



1. Download and print the pages you'd like to use in your booklet. We suggest using cardstock or thick paper.
2. Cutout the booklet printables along the dotted lines.
3. Fill out the "to" and "from" sections.
4. Add reasons you love your significant other.
5. Punch holes on the left side of the printables.
6. Bind the booklet together by lacing the ribbon through the holes.
7. Decorate and customize with photos, notes and drawings!


REASONS WHY I LOVE YOU
← « JEWELRY BOX WRAP » →



← « COVER PAGE » →



← « GENERAL COVER » →



← « BACK COVER » →



REASONS WHY I LOVE YOU
« THEME COVERS »



« ROMANTIC »
REASONS WHY I LOVE YOU

A writing template for a romantic note. It features a pink wavy border at the bottom with a cute deer head illustration. The main area is white with horizontal dotted lines for writing. There are scattered red, teal, and white dots in the background.

A writing template for a romantic note. It features a pink wavy border at the bottom with a cute deer head illustration. The main area is white with horizontal dotted lines for writing. There are scattered red, teal, and white dots in the background.

A writing template for a romantic note. It features a pink wavy border at the bottom with a cute deer head illustration. The main area is white with horizontal dotted lines for writing. There are scattered red, teal, and white dots in the background.

A writing template for a romantic note. It features a pink wavy border at the bottom with a cute deer head illustration. The main area is white with horizontal dotted lines for writing. There are scattered red, teal, and white dots in the background.

A writing template for a romantic note. It features a pink wavy border at the bottom with a cute deer head illustration. The main area is white with horizontal dotted lines for writing. There are scattered red, teal, and white dots in the background.

A writing template for a romantic note. It features a pink wavy border at the bottom with a cute deer head illustration. The main area is white with horizontal dotted lines for writing. There are scattered red, teal, and white dots in the background.

« EMOTIONAL »
REASONS WHY I LOVE YOU

A writing template for a card. It features a white rectangular area with a dotted border and four horizontal dotted lines for writing. The bottom portion is a decorative orange band with a wavy top edge, containing a cute fox face illustration and scattered white and red dots.

A writing template for a card. It features a white rectangular area with a dotted border and four horizontal dotted lines for writing. The bottom portion is a decorative orange band with a wavy top edge, containing a cute fox face illustration and scattered white and red dots.

A writing template for a card. It features a white rectangular area with a dotted border and four horizontal dotted lines for writing. The bottom portion is a decorative orange band with a wavy top edge, containing a cute fox face illustration and scattered white and red dots.

A writing template for a card. It features a white rectangular area with a dotted border and four horizontal dotted lines for writing. The bottom portion is a decorative orange band with a wavy top edge, containing a cute fox face illustration and scattered white and red dots.

A writing template for a card. It features a white rectangular area with a dotted border and four horizontal dotted lines for writing. The bottom portion is a decorative orange band with a wavy top edge, containing a cute fox face illustration and scattered white and red dots.

A writing template for a card. It features a white rectangular area with a dotted border and four horizontal dotted lines for writing. The bottom portion is a decorative orange band with a wavy top edge, containing a cute fox face illustration and scattered white and red dots.

« SERIOUS »
REASONS WHY I LOVE YOU

« LITTLE »
REASONS WHY I LOVE YOU



« PHYSICAL »
REASONS WHY I LOVE YOU

A writing template for a card. It features a purple wavy border at the bottom with a white rabbit face and orange and white polka dots. Above the border is a white area with a dotted top line and three horizontal dotted lines for writing. The top of the page is decorated with scattered pink and yellow dots.

A writing template for a card. It features a purple wavy border at the bottom with a white rabbit face and orange and white polka dots. Above the border is a white area with a dotted top line and three horizontal dotted lines for writing. The top of the page is decorated with scattered pink and yellow dots.






A writing template for a card. It features a purple wavy border at the bottom with a white rabbit face and orange and white polka dots. Above the border is a white area with a dotted top line and three horizontal dotted lines for writing. The top of the page is decorated with scattered pink and yellow dots.

A writing template for a card. It features a purple wavy border at the bottom with a white rabbit face and orange and white polka dots. Above the border is a white area with a dotted top line and three horizontal dotted lines for writing. The top of the page is decorated with scattered pink and yellow dots.

A writing template for a card. It features a purple wavy border at the bottom with a white rabbit face and orange and white polka dots. Above the border is a white area with a dotted top line and three horizontal dotted lines for writing. The top of the page is decorated with scattered pink and yellow dots.

A writing template for a card. It features a purple wavy border at the bottom with a white rabbit face and orange and white polka dots. Above the border is a white area with a dotted top line and three horizontal dotted lines for writing. The top of the page is decorated with scattered pink and yellow dots.

« CHEESY »
REASONS WHY I LOVE YOU



« GENERAL »
REASONS WHY I LOVE YOU

