

NCAA Gymnastics Score Sheet

Teams: Home Illinois

Visitor Michigan

Date Apr 19, 2025

Place Crisler Center

Attendance 0

Name	D	1	2	3	4	5	nd	AVE
1 Nathan Whitaker	177	5.0	9.0	8.9	8.9	8.9	8.7	13.900
2 Amari Sewell	172	4.9	8.4	8.4	8.7	8.4	8.6	13.366
3 Ian Sandoval	170	4.8	7.1	7.2	7.1	7.0	6.9	11.866
4 Garrett Schooley	171	5.2	8.1	8.0	7.6	7.9	7.8	13.100

Name	D	1	2	3	4	5	nd	AVE
1 Solen Chiodi	181	5.0	8.7	8.8	8.9	8.8	8.7	13.766
2 Paul Juda	187	5.1	9.0	9.1	9.1	8.9	9.0	14.133
3 Fred Richard	197	5.3	8.7	8.7	9.2	8.9	9.0	14.166
4 Charlie Larson	189	5.1	9.0	9.1	9.0	9.0	8.9	14.100

Floor Score: **52.232** Running Score: **52.232**

Floor Score: **56.165** Running Score: **56.165**

Name	D	1	2	3	4	5	nd	AVE
1 Connor Micklos	164	4.8	8.4	8.6	8.4	8.5	8.2	13.233
2 Will Hauke	162	4.7	8.0	8.3	8.6	8.2	8.6	13.066
3 Brandon Dang	160	5.5	7.0	7.5	7.2	6.8	6.9	12.533
4 Preston Ngai	166	5.2	9.0	9.1	8.8	8.7	8.9	14.100

Name	D	1	2	3	4	5	nd	AVE
1 Zach Granados	184	4.8	8.6	8.7	8.7	8.5	8.7	13.466
2 Paul Juda	187	4.7	7.6	7.6	7.9	7.8	7.9	12.466
3 Fred Richard	197	5.1	8.8	8.9	8.9	8.7	8.6	13.900
4 Aaronson Mansberger	190	5.5	8.0	7.9	7.8	8.0	7.8	13.400

Pommel Score: **52.932** Running Score: **105.164**

Pommel Score: **53.232** Running Score: **109.397**

Name	D	1	2	3	4	5	nd	AVE
1 Ryan Vanichtheerano	175	4.0	8.9	9.0	8.3	8.6	8.6	12.700
2 Ian Sandoval	170	3.9	8.4	8.5	8.5	8.4	8.6	12.366
3 Logan Myers	165	4.7	8.7	8.6	8.7	8.5	8.4	13.300
4 Preston Ngai	166	4.6	9.1	9.1	9.1	9.2	9.2	13.733

Name	D	1	2	3	4	5	nd	AVE
1 Javier Alfonso	178	4.7	9.1	8.9	9.1	9.2	9.2	13.833
2 Rithik Puri	194	5.0	8.9	8.9	9.0	9.0	9.0	13.966
3 Fred Richard	197	4.9	9.2	9.2	9.1	9.1	9.2	14.066
4 Paul Juda	187	4.8	9.0	9.1	8.9	8.8	8.9	13.733

Rings Score: **52.099** Running Score: **157.263**

Rings Score: **55.598** Running Score: **164.995**

Name	D	1	2	3	4	5	nd	AVE
1 Ian Sandoval	170	4.8	8.0	8.2	8.2	7.8	8.2	12.933
2 Amari Sewell	172	4.9	9.4	9.5	9.5	9.4	9.5	14.366
3 Garrett Schooley	171	5.2	9.4	9.4	9.2	9.4	9.1	14.533
4 Dylan Shepard	173	4.8	8.2	8.3	8.1	8.2	8.2	12.700

Name	D	1	2	3	4	5	nd	AVE	
1 Solen Chiodi	181	4.8	9.1	9.1	9.1	9.2	9.3	-0.1	13.833
2 David Wolma	201	4.9	9.6	9.6	9.5	9.4	9.4	14.400	
3 Fred Richard	197	4.9	9.6	9.5	9.5	9.5	9.4	14.400	
4 Paul Juda	187	4.8	9.3	9.4	9.2	9.3	9.2	-0.1	13.966

Vault Score: **54.532** Running Score: **211.795**

Vault Score: **56.599** Running Score: **221.594**

Name	D	1	2	3	4	5	nd	AVE
1 Nathan Whitaker	177	4.3	8.9	9.0	8.6	8.9	8.7	13.133
2 Ian Sandoval	170	4.7	6.9	7.2	7.0	6.9	7.5	11.733
3 Will Hauke	162	4.5	8.8	9.0	8.8	8.8	8.9	13.333
4 Dylan Shepard	173	4.8	8.9	8.8	8.7	8.8	8.7	13.566

Name	D	1	2	3	4	5	nd	AVE
1 Evgeny Siminiuc	198	5.2	8.4	8.8	8.9	9.2	8.9	14.066
2 Paul Juda	187	5.3	8.9	8.8	8.9	8.9	9.2	14.200
3 Fred Richard	197	5.1	8.8	8.9	8.9	8.8	8.9	13.966
4 Logan McKeown	191	5.3	8.0	8.3	8.4	8.3	8.3	13.600

P. Bar Score: **51.765** Running Score: **263.560**

P. Bar Score: **55.832** Running Score: **277.426**

Name	D	1	2	3	4	5	nd	AVE
1 Matthew Nguyen	167	4.3	8.8	8.6	8.5	8.7	8.8	13.000
2 Ian Sandoval	170	4.3	8.8	9.0	8.9	8.7	9.0	13.200
3 Ryan Vanichtheerano	175	4.4	8.9	8.3	9.0	8.8	8.8	13.233
4 Preston Ngai	166	5.0	8.0	8.6	8.3	8.3	8.3	13.300

Name	D	1	2	3	4	5	nd	AVE
1 Evgeny Siminiuc	198	4.9	8.7	8.6	8.8	8.6	8.9	13.600
2 Paul Juda	187	4.9	8.7	8.8	9.0	8.6	8.8	13.666
3 Fred Richard	197	5.2	8.6	8.4	8.9	8.7	8.4	13.766
4 Carson Eshleman	183	5.2	8.7	8.4	8.5	8.5	8.8	13.766

H. Bar Score: **52.733** Running Score: **316.293**

H. Bar Score: **54.798** Running Score: **332.224**

Final Team Score: **316.293**

Final Team Score: **332.224**

All-Arounders

	Ngai	Sandoval
FX	13.466	11.866
PH	14.100	12.966
SR	13.733	12.366
VT	13.933	12.933
PB	12.766	11.733
HB	13.300	13.200
AA	81.298	75.064

All-Arounders

	Juda	Richard
FX	14.133	14.166
PH	12.466	13.900
SR	13.733	14.066
VT	13.966	14.400
PB	14.200	13.966
HB	13.666	13.766
AA	82.164	84.264

Judge's Signatures * FX *Andy Brown* * PH *Felix Aronovich* * SR *Kath Sue Rupp* * VT *Cameron Sweny* * PB *Tim Michaels* * HB *Sho Nakamori*

* Head Judge FX *Dean DeBacker* PH *Kevin Muenz* SR *Tom McNamee* VT *Brian Cooper* PB *Jeff Kelly* HB *Adam Hattersley*

Coach's Signature *Daniel Ribeiro* Coach's Signature *Xiao Yuan*

NCAA Gymnastics Score Sheet

Teams: Home Nebraska Visitor Oklahoma

Date Apr 19, 2025 Place Crisler Center Attendance 0

Name	D	1	2	3	4	5	nd	AVE
1 Nathan York	245	5.0	8.6	8.5	8.7	8.4	8.6	13.566
2 Luke James	234	5.0	8.5	8.4	8.4	8.5	8.5	13.466
3 Chase Mondì	236	5.5	9.0	9.0	9.4	9.2	8.9	14.566
4 Taylor Christopulos	227	5.5	8.0	7.9	7.9	8.3	8.5	13.566

Name	D	1	2	3	4	5	nd	AVE
1 Matthew Burgoyne	268	5.0	8.8	8.7	8.8	9.0	9.1	13.866
2 Brigham Frentheway	275	4.9	8.5	8.5	8.7	8.7	8.7	13.533
3 Fuzzy Benas	266	5.1	8.9	8.7	8.9	8.8	8.9	13.966
4 Emre Dodanli	272	5.4	7.8	7.7	7.8	7.7	7.8	13.166

Floor Score: **55.164** Running Score: **55.164**

Floor Score: **54.531** Running Score: **54.531**

Name	D	1	2	3	4	5	nd	AVE
1 Yanni Chronopoulos	228	5.1	8.3	8.2	8.5	8.5	8.6	13.533
2 Travis Wong	244	4.8	8.1	8.2	8.4	8.8	8.4	13.133
3 Nathan York	245	5.1	7.3	7.2	7.4	7.3	7.3	12.400
4 Taylor Christopulos	227	5.1	8.3	8.6	8.8	8.7	8.7	13.766

Name	D	1	2	3	4	5	nd	AVE
1 Tyler Flores	274	4.9	8.8	8.8	8.9	8.5	8.5	13.600
2 Fuzzy Benas	266	5.2	8.3	8.3	8.5	8.4	8.2	13.533
3 Zach Nunez	279	5.1	8.5	8.6	8.8	8.7	8.8	13.800
4 Ignacio Yockers	283	5.3	7.5	7.3	7.5	7.2	7.1	12.633

Pommel Score: **52.832** Running Score: **107.996**

Pommel Score: **53.566** Running Score: **108.097**

Name	D	1	2	3	4	5	nd	AVE
1 Asher Cohen	230	4.9	8.9	9.1	9.1	9.2	8.7	13.933
2 Yanni Chronopoulos	228	4.9	8.6	8.8	8.7	8.5	8.6	13.533
3 Chris Hiser	233	5.1	9.1	8.9	9.0	9.2	9.0	14.133
4 Taylor Christopulos	227	4.6	8.9	9.0	9.2	9.2	9.0	13.666

Name	D	1	2	3	4	5	nd	AVE
1 Brigham Frentheway	275	4.3	8.7	9.1	9.0	8.9	8.9	13.233
2 Francisco Velez Belen	281	5.1	8.1	8.2	8.2	8.1	8.6	13.266
3 Matthew Burgoyne	268	5.0	8.8	8.9	8.9	9.0	9.0	13.933
4 Tas Hajdu	276	5.0	9.0	8.7	9.2	9.2	9.2	14.133

Rings Score: **55.265** Running Score: **163.261**

Rings Score: **54.565** Running Score: **162.662**

Name	D	1	2	3	4	5	nd	AVE
1 Luke James	234	4.8	9.2	9.3	9.3	9.3	9.2	14.066
2 Taylor Christopulos	227	4.8	9.1	9.3	9.3	9.2	-0.1	13.933
3 Chase Mondì	236	5.2	9.1	9.2	9.3	9.0	9.1	14.333
4 Alex Nitache	238	4.8	9.4	9.5	9.5	9.6	9.6	14.333

Name	D	1	2	3	4	5	nd	AVE
1 Tyler Flores	274	4.8	9.4	9.3	9.3	9.2	9.2	14.066
2 Brigham Frentheway	275	4.8	9.2	9.1	9.3	9.2	9.3	14.033
3 Fuzzy Benas	266	4.9	9.4	9.5	9.5	9.3	9.4	14.333
4 Emre Dodanli	272	4.8	9.2	9.2	9.3	9.4	9.4	14.100

Vault Score: **56.665** Running Score: **219.926**

Vault Score: **56.532** Running Score: **219.194**

Name	D	1	2	3	4	5	nd	AVE
1 Yanni Chronopoulos	228	4.8	8.9	9.0	9.0	8.9	8.9	13.733
2 Joey Pepe	241	4.5	9.0	9.0	9.2	8.8	8.9	13.466
3 Nathan York	245	4.7	8.8	8.8	8.8	8.7	8.5	13.466
4 Taylor Christopulos	227	4.2	8.3	8.4	8.2	7.8	8.0	12.366

Name	D	1	2	3	4	5	nd	AVE
1 Matthew Burgoyne	268	4.6	9.2	9.3	9.1	9.2	9.1	13.766
2 Colin Flores	273	4.7	9.0	9.2	9.2	9.0	9.1	13.800
3 Fuzzy Benas	266	4.6	8.9	9.1	9.0	9.0	8.8	13.566
4 Emre Dodanli	272	4.6	8.8	9.1	8.9	9.0	9.1	13.600

P. Bar Score: **53.031** Running Score: **272.957**

P. Bar Score: **54.732** Running Score: **273.926**

Name	D	1	2	3	4	5	nd	AVE
1 Yanni Chronopoulos	228	4.3	8.4	8.4	8.6	8.7	8.6	12.833
2 Cole Partridge	240	4.7	8.6	8.8	8.5	8.4	8.6	13.266
3 Max Odden	239	5.1	8.5	8.7	8.6	8.4	8.4	13.600
4 Taylor Christopulos	227	5.1	8.4	8.3	8.6	8.6	8.4	13.566

Name	D	1	2	3	4	5	nd	AVE
1 Brandon Zepeda-Orth	284	4.6	9.0	8.9	8.7	8.7	8.7	13.366
2 Fuzzy Benas	266	4.8	8.3	8.3	8.3	8.1	7.8	13.033
3 Emre Dodanli	272	5.5	8.4	8.3	8.2	8.3	8.7	13.833
4 Kelton Christiansen	269	5.3	8.4	8.8	8.4	8.4	8.5	13.733

H. Bar Score: **53.265** Running Score: **326.222**

H. Bar Score: **53.965** Running Score: **327.891**

Final Team Score: **326.222**

Final Team Score: **327.891**

All-Arounders

Event	Christopulos
FX	13.566
PH	13.766
SR	13.666
VT	13.933
PB	12.366
HB	13.566
AA	80.863

All-Arounders

Event	Benas
FX	13.966
PH	13.533
SR	12.933
VT	14.333
PB	13.566
HB	13.033
AA	81.364

Judge's Signatures *FX Andy R *PH Jim Lin *SR Ron Hill *VT Mickey Curtis *PB Michael Ashe *HB Jon Corbett

* Head Judge FX David DeBacker, Lenny Lucarello, Ed Y PH Kevin Muenz, Joe Rank, Jon Portillo SR Tom McNamee, Jonathan Conrad, Travi VT Brian Cooper, Scott Schaffer, Tyler An PB Jeff Kelly, John Scanlan, Tristan Heuel HB Adam Hattersley, Dave Masciola, Josh S

Coach's Signature Chuck Chmelka Coach's Signature Mark Williams

NCAA Gymnastics Score Sheet

Teams: Home Penn State Visitor Stanford

Date Apr 19, 2025 Place Crisler Center Attendance 0

Name	D	1	2	3	4	5	nd	AVE
1 Michael Artlip	286	4.4	8.5	8.4	8.3	8.4	8.3	12.766
2 Matt Cormier	287	4.7	7.1	7.3	6.8	7.0	6.8	11.666
3 Akseli Karsikas	294	5.3	8.2	8.2	8.3	8.2	8.3	13.533
4 Josh Karnes	293	4.8	8.7	8.9	8.7	9.1	8.9	13.633

Name	D	1	2	3	4	5	nd	AVE	
1 Kaien J-Spencer	307	4.9	8.5	8.5	8.6	8.4	8.5	-0.3	13.100
2 Asher Hong	305	5.5	8.8	9.0	9.2	9.2	9.1	14.600	
3 Taylor Burkhart	302	5.6	8.5	8.8	8.8	8.9	8.9	14.433	
4 Jeremy Bischoff	301	5.0	9.0	8.8	8.8	8.8	8.7	13.800	

Floor Score: 51.598 Running Score: 51.598 Floor Score: 55.933 Running Score: 55.933

Name	D	1	2	3	4	5	nd	AVE
1 Ethan Dick	288	4.6	8.9	8.8	8.7	8.7	8.7	13.333
2 Kacper Garmczarek	291	5.2	8.7	8.8	8.2	8.7	8.3	13.766
3 Landon Simpson	298	4.7	8.7	8.5	8.6	8.5	8.5	13.233
4 Josh Karnes	293	4.8	8.5	8.6	8.6	8.6	8.4	13.366

Name	D	1	2	3	4	5	nd	AVE
1 Arun Chhetri	303	5.2	8.3	8.4	8.5	8.6	7.9	13.600
2 Ian Lasic-Ellis	312	5.3	6.1	6.5	6.2	6.7	6.4	11.666
3 Marcus Kushner	310	5.2	7.1	7.3	7.6	7.9	7.4	12.633
4 Khoi Young	322	5.6	8.8	8.7	8.5	9.0	8.7	14.333

Pommel Score: 53.698 Running Score: 105.296 Pommel Score: 52.232 Running Score: 108.165

Name	D	1	2	3	4	5	nd	AVE
1 Josh Karnes	293	4.2	8.8	8.9	8.9	8.9	9.0	13.100
2 Akseli Karsikas	294	4.7	8.9	8.9	8.9	8.9	8.9	13.600
3 Ian Raubal	295	4.9	9.3	9.1	8.8	8.8	8.9	13.833
4 Matthew Underhill	299	4.9	8.5	8.6	8.4	8.3	8.4	13.333

Name	D	1	2	3	4	5	nd	AVE
1 Taylor Burkhart	302	4.7	9.2	9.1	9.1	9.2	8.9	13.833
2 Asher Hong	305	5.5	8.9	9.0	8.9	8.8	9.1	14.433
3 Arun Chhetri	303	4.8	8.7	8.8	9.1	9.1	8.9	13.733
4 Mark Berlaga	300	5.1	9.1	8.7	9.0	9.2	9.2	14.200

Rings Score: 53.866 Running Score: 159.162 Rings Score: 56.199 Running Score: 164.364

Name	D	1	2	3	4	5	nd	AVE
1 Kellen Ryan	296	4.8	9.3	9.1	9.3	9.2	9.2	14.033
2 Matt Cormier	287	4.8	9.1	9.1	9.2	9.1	9.0	13.900
3 Michael Jaroh	292	4.8	9.1	9.0	8.9	8.8	9.0	13.766
4 Landon Simpson	298	4.8	9.2	9.2	9.2	9.2	9.1	14.000

Name	D	1	2	3	4	5	nd	AVE
1 Khoi Young	322	4.8	9.4	9.3	9.2	9.4	9.2	14.100
2 Taylor Burkhart	302	5.0	9.4	9.4	9.2	9.3	9.4	14.366
3 Colt Walker	321	4.9	9.5	9.5	9.6	9.5	9.4	14.400
4 Asher Hong	305	5.6	9.0	9.1	9.2	8.8	8.8	14.566

Vault Score: 55.699 Running Score: 214.861 Vault Score: 57.432 Running Score: 221.796

Name	D	1	2	3	4	5	nd	AVE
1 Michael Jaroh	292	4.6	8.0	8.1	7.9	7.9	8.0	12.566
2 Matt Cormier	287	4.5	7.4	7.5	7.3	7.0	7.4	11.866
3 Ian Raubal	295	5.2	8.3	8.7	8.5	8.2	8.6	13.666
4 Josh Karnes	293	5.3	8.6	8.6	8.6	8.7	8.5	13.900

Name	D	1	2	3	4	5	nd	AVE
1 Jeremy Bischoff	301	5.2	8.7	8.8	8.8	9.0	8.8	14.000
2 Brandon Nguyen	317	5.1	8.6	8.6	8.7	8.6	8.7	13.733
3 Asher Hong	305	5.1	8.9	9.1	8.9	8.9	9.0	14.033
4 Colt Walker	321	5.4	8.8	9.0	8.7	8.6	8.7	14.133

P. Bar Score: 51.998 Running Score: 266.859 P. Bar Score: 55.899 Running Score: 277.695

Name	D	1	2	3	4	5	nd	AVE
1 Michael Artlip	286	4.7	7.4	7.5	7.3	7.3	7.1	12.033
2 Matt Cormier	287	4.7	8.5	8.2	8.2	8.3	8.5	13.033
3 Akseli Karsikas	294	4.8	7.9	7.9	7.8	7.9	8.2	12.700
4 Josh Karnes	293	5.1	7.2	7.9	7.6	7.7	7.3	12.633

Name	D	1	2	3	4	5	nd	AVE
1 Jeremy Bischoff	301	5.1	8.7	8.7	8.4	8.1	8.0	13.500
2 Taylor Burkhart	302	5.4	8.3	8.6	8.0	8.2	7.9	13.566
3 Brandon Nguyen	317	5.4	8.3	8.5	8.0	8.1	8.2	13.600
4 Ian Lasic-Ellis	312	5.0	8.7	8.6	8.7	8.7	8.7	13.700

H. Bar Score: 50.399 Running Score: 317.258 H. Bar Score: 54.366 Running Score: 332.061

Final Team Score: 317.258

Final Team Score: 332.061

All-Arounders

Event	Score
Karnes	
FX	13.633
PH	13.366
SR	13.100
VT	13.600
PB	13.900
HB	12.633
AA	80.232

All-Arounders

Event	Score

Judge's Signatures * FX Andy Brown * PH Felix Aronovich * SR Kath-Sue Rupp * VT Cameron Sweny * PB Tim Michaels * HB Sho Nakamori

* Head Judge FX Devin DeBacker PH Kevin Muenz SR Tom McNamee VT Brian Cooper PB Jeff Kelly HB Adam Hattersley

Coach's Signature Randy Jepsen Coach's Signature Thom Gilemi

2025 NCAA Championships - Finals

Event Results - Floor

Men / 10
Session: 3

Apr 19, 2025



Rank	Num	Name	Gym	Diff	Exec	ND	Score	Out
1	305	Asher Hong	Stanford	5.500	9.100	..	14.600	0.000
2	236	Chase Mondì	Nebraska	5.500	9.066	..	14.566	0.034
3	255	Kameron Nelson	Ohio State	5.800	8.733	..	14.533	0.067
4	302	Taylor Burkhart	Stanford	5.600	8.833	..	14.433	0.167
5	197	Fred Richard	Michigan	5.300	8.866	..	14.166	0.434
6	187	Paul Juda	Michigan	5.100	9.033	..	14.133	0.467
7	189	Charlie Larson	Michigan	5.100	9.000	..	14.100	0.500
8	266	Fuzzy Benas	Oklahoma	5.100	8.866	..	13.966	0.634
9	177	Nathan Whitaker	Illinois	5.000	8.900	..	13.900	0.700
10	268	Matthew Burgoyne	Oklahoma	5.000	8.866	..	13.866	0.734
11	301	Jeremy Bischoff	Stanford	5.000	8.800	..	13.800	0.800
12	181	Solen Chiodi	Michigan	5.000	8.766	..	13.766	0.834
13	293	Josh Karnes	Penn State	4.800	8.833	..	13.633	0.967
14	245	Nathan York	Nebraska	5.000	8.566	..	13.566	1.034
15	116	Erich Upton	Air Force	5.100	8.466	..	13.566	1.034
16	227	Taylor Christopulos	Nebraska	5.500	8.066	..	13.566	1.034
17	275	Brigham Frentheway	Oklahoma	4.900	8.633	..	13.533	1.067
18	294	Akseli Karsikas	Penn State	5.300	8.233	..	13.533	1.067
19	166	Preston Ngai	Illinois	4.800	8.666	..	13.466	1.134
20	341	Evan Wilkins	William & Mary	4.900	8.566	..	13.466	1.134
21	234	Luke James	Nebraska	5.000	8.466	..	13.466	1.134
22	218	Brian Solomon	Navy	4.800	8.566	..	13.366	1.234
23	172	Amari Sewell	Illinois	4.900	8.466	..	13.366	1.234
24	250	Noah Copeland	Ohio State	4.900	8.433	..	13.333	1.267
25	205	Isaiah Drake	Navy	4.800	8.500	..	13.300	1.300
26	137	Matteo Bardana	California	4.900	8.533	-0.2	13.233	1.367
27	141	Khalen Curry	California	4.800	8.433	..	13.233	1.367
28	152	Tyler Shimizu	California	4.600	8.600	..	13.200	1.400
29	272	Emre Dodanli	Oklahoma	5.400	7.766	..	13.166	1.434
30	204	William Champagne	Navy	4.600	8.533	..	13.133	1.467
31	307	Kaien J-Spencer	Stanford	4.900	8.500	-0.3	13.100	1.500
32	171	Garrett Schooley	Illinois	5.200	7.900	..	13.100	1.500
33	150	Theodor Roald Gadderud	California	4.900	8.000	-0.1	12.800	1.800
34=	123	Jaden Blank	Army	4.400	8.366	..	12.766	1.834
34=	286	Michael Artlip	Penn State	4.400	8.366	..	12.766	1.834
36	170	Ian Sandoval	Illinois	4.800	7.066	..	11.866	2.734
37	287	Matt Cormier	Penn State	4.700	6.966	..	11.666	2.934

Handwritten signatures and scribbles at the bottom of the page, including names like 'A. Di...', 'By De Castro', and 'M. Mapu'.

2025 NCAA Championships - Finals

Event Results - Pommel

Apr 19, 2025

Page: 1
Printed: 4/19/2025 9:23:22 PM

Men / 10
Session: 3



Rank	Num	Name	Gym	Diff	Exec	ND	Score	Out
1	108	Patrick Hoopes	Air Force	5.900	8.933	..	14.833	0.000
2	147	Aidan Li	California	5.600	8.866	..	14.466	0.367
3	322	Khoi Young	Stanford	5.600	8.733	..	14.333	0.500
4	166	Preston Ngai	Illinois	5.200	8.900	..	14.100	0.733
5	197	Fred Richard	Michigan	5.100	8.800	..	13.900	0.933
6	264	Parker Thackston	Ohio State	5.700	8.133	..	13.833	1.000
7	279	Zach Nunez	Oklahoma	5.100	8.700	..	13.800	1.033
8	227	Taylor Christopulos	Nebraska	5.100	8.666	..	13.766	1.067
9	291	Kacper Garnczarek	Penn State	5.200	8.566	..	13.766	1.067
10	130	Maddox Pabellon	Army	5.100	8.633	..	13.733	1.100
11	274	Tyler Flores	Oklahoma	4.900	8.700	..	13.600	1.233
12	303	Arun Chhetri	Stanford	5.200	8.400	..	13.600	1.233
13	228	Yanni Chronopoulos	Nebraska	5.100	8.433	..	13.533	1.300
14	266	Fuzzy Benas	Oklahoma	5.200	8.333	..	13.533	1.300
15	184	Zach Granados	Michigan	4.800	8.666	..	13.466	1.367
16	111	Jack Matlock	Air Force	5.200	8.266	..	13.466	1.367
17	190	Aaronson Mansberger	Michigan	5.500	7.900	..	13.400	1.433
18	293	Josh Karnes	Penn State	4.800	8.566	..	13.366	1.467
19	288	Ethan Dick	Penn State	4.600	8.733	..	13.333	1.500
20	152	Tyler Shimizu	California	4.800	8.533	..	13.333	1.500
21	298	Landon Simpson	Penn State	4.700	8.533	..	13.233	1.600
22	164	Connor Micklos	Illinois	4.800	8.433	..	13.233	1.600
23	244	Travis Wong	Nebraska	4.800	8.333	..	13.133	1.700
24	162	Will Hauke	Illinois	4.700	8.366	..	13.066	1.767
25	392	Matthew Roth	Greenville	4.900	8.133	..	13.033	1.800
26	170	Ian Sandoval	Illinois	4.600	8.366	..	12.966	1.867
27	116	Erich Upton	Air Force	4.700	8.066	..	12.766	2.067
28	310	Marcus Kushner	Stanford	5.200	7.433	..	12.633	2.200
29	283	Ignacio Yockers	Oklahoma	5.300	7.333	..	12.633	2.200
30	218	Brian Solomon	Navy	4.300	8.300	..	12.600	2.233
31	160	Brandon Dang	Illinois	5.500	7.033	..	12.533	2.300
32	187	Paul Juda	Michigan	4.700	7.766	..	12.466	2.367
33	245	Nathan York	Nebraska	5.100	7.300	..	12.400	2.433
34	205	Isaiah Drake	Navy	3.800	8.466	..	12.266	2.567
35	123	Jaden Blank	Army	3.600	8.500	..	12.100	2.733
36	312	Ian Lasic-Ellis	Stanford	5.300	6.366	..	11.666	3.167
37	150	Theodor Roald Gadderud	California	3.400	8.233	..	11.633	3.200

2025 NCAA Championships - Finals

Event Results - Rings

Apr 19, 2025

Page: 1
Printed: 4/19/2025 9:23:23 PM

Men / 10
Session: 3



Rank	Num	Name	Gym	Diff	Exec	ND	Score	Out
1	305	Asher Hong	Stanford	5.500	8.933	..	14.433	0.000
2	300	Mark Berlaga	Stanford	5.100	9.100	..	14.200	0.233
3	276	Tas Hajdu	Oklahoma	5.000	9.133	..	14.133	0.300
4	233	Chris Hiser	Nebraska	5.100	9.033	..	14.133	0.300
5	197	Fred Richard	Michigan	4.900	9.166	..	14.066	0.367
6	194	Rithik Puri	Michigan	5.000	8.966	..	13.966	0.467
7	230	Asher Cohen	Nebraska	4.900	9.033	..	13.933	0.500
8	268	Matthew Burgoyne	Oklahoma	5.000	8.933	..	13.933	0.500
9=	302	Taylor Burkhart	Stanford	4.700	9.133	..	13.833	0.600
9=	178	Javier Alfonso	Michigan	4.700	9.133	..	13.833	0.600
11	295	Ian Raubal	Penn State	4.900	8.933	..	13.833	0.600
12	166	Preston Ngai	Illinois	4.600	9.133	..	13.733	0.700
13=	303	Arun Chhetri	Stanford	4.800	8.933	..	13.733	0.700
13=	187	Paul Juda	Michigan	4.800	8.933	..	13.733	0.700
15	227	Taylor Christopulos	Nebraska	4.600	9.066	..	13.666	0.767
16	294	Akseli Karsikas	Penn State	4.700	8.900	..	13.600	0.833
17	255	Kameron Nelson	Ohio State	4.800	8.733	..	13.533	0.900
18	228	Yanni Chronopoulos	Nebraska	4.900	8.633	..	13.533	0.900
19	150	Theodor Roald Gadderud	California	4.700	8.733	..	13.433	1.000
20	205	Isaiah Drake	Navy	4.300	9.033	..	13.333	1.100
21	258	Jesse Pakele	Ohio State	4.600	8.733	..	13.333	1.100
22	299	Matthew Underhill	Penn State	4.900	8.433	..	13.333	1.100
23	137	Matteo Bardana	California	4.300	9.000	..	13.300	1.133
24	116	Erich Upton	Air Force	4.600	8.700	..	13.300	1.133
25	165	Logan Myers	Illinois	4.700	8.600	..	13.300	1.133
26	144	Tomohiro Kawada	California	4.700	8.566	..	13.266	1.167
27	281	Francisco Velez Belendez	Oklahoma	5.100	8.166	..	13.266	1.167
28	275	Brigham Frentheway	Oklahoma	4.300	8.933	..	13.233	1.200
29	293	Josh Karnes	Penn State	4.200	8.900	..	13.100	1.333
30	344	Brian Rollison	Simpson	4.900	8.166	..	13.066	1.367
31	266	Fuzzy Benas	Oklahoma	3.800	9.133	..	12.933	1.500
32	218	Brian Solomon	Navy	4.200	8.566	..	12.766	1.667
33	109	Denis Irimiea	Air Force	4.200	8.533	..	12.733	1.700
34	175	Ryan Vanichtheeranont	Illinois	4.000	8.700	..	12.700	1.733
35	123	Jaden Blank	Army	3.700	8.900	..	12.600	1.833
36	152	Tyler Shimizu	California	3.500	9.000	..	12.500	1.933
37	170	Ian Sandoval	Illinois	3.900	8.466	..	12.366	2.067

2025 NCAA Championships - Finals

Event Results - Vault

Apr 19, 2025

Page: 1
Printed: 4/19/2025 9:23:24 PM

Men / 10
Session: 3



Rank	Num	Name	Gym	Diff	Exec	ND	Score	Out
1	255	Kameron Nelson	Ohio State	5.300	9.433	-0.1	14.633	0.000
2	305	Asher Hong	Stanford	5.600	8.966	..	14.566	0.067
3	171	Garrett Schooley	Illinois	5.200	9.333	..	14.533	0.100
4=	321	Colt Walker	Stanford	4.900	9.500	..	14.400	0.233
4=	201	David Wolma	Michigan	4.900	9.500	..	14.400	0.233
4=	197	Fred Richard	Michigan	4.900	9.500	..	14.400	0.233
7	172	Amari Sewell	Illinois	4.900	9.466	..	14.366	0.267
8	302	Taylor Burkhart	Stanford	5.000	9.366	..	14.366	0.267
9	153	Jasper Smith-Gordon	California	5.200	9.166	..	14.366	0.267
10	238	Alex Nitache	Nebraska	4.800	9.533	..	14.333	0.300
11	266	Fuzzy Benas	Oklahoma	4.900	9.433	..	14.333	0.300
12	236	Chase Mondie	Nebraska	5.200	9.133	..	14.333	0.300
13	150	Theodor Roald Gadderud	California	4.900	9.266	..	14.166	0.467
14=	322	Khoi Young	Stanford	4.800	9.300	..	14.100	0.533
14=	272	Emre Dodanli	Oklahoma	4.800	9.300	..	14.100	0.533
16=	274	Tyler Flores	Oklahoma	4.800	9.266	..	14.066	0.567
16=	234	Luke James	Nebraska	4.800	9.266	..	14.066	0.567
18=	296	Kellen Ryan	Penn State	4.800	9.233	..	14.033	0.600
18=	275	Brigham Frentheway	Oklahoma	4.800	9.233	..	14.033	0.600
20=	323	Connor Barrow	William & Mary	4.800	9.200	..	14.000	0.633
20=	298	Landon Simpson	Penn State	4.800	9.200	..	14.000	0.633
22	187	Paul Juda	Michigan	4.800	9.266	-0.1	13.966	0.667
23	329	Sam Lee	William & Mary	4.900	9.166	-0.1	13.966	0.667
24	227	Taylor Christopoulos	Nebraska	4.800	9.233	-0.1	13.933	0.700
25	166	Preston Ngai	Illinois	4.800	9.133	..	13.933	0.700
26	287	Matt Cormier	Penn State	4.800	9.100	..	13.900	0.733
27	181	Solen Chiodi	Michigan	4.800	9.133	-0.1	13.833	0.800
28	123	Jaden Blank	Army	4.500	9.300	..	13.800	0.833
29	152	Tyler Shimizu	California	4.500	9.266	..	13.766	0.867
30	292	Michael Jaroh	Penn State	4.800	8.966	..	13.766	0.867
31	293	Josh Karnes	Penn State	4.800	8.900	-0.1	13.600	1.033
32	205	Isaiah Drake	Navy	4.800	8.866	-0.1	13.566	1.067
33	218	Brian Solomon	Navy	4.400	9.133	..	13.533	1.100
34	116	Erich Upton	Air Force	4.800	8.566	..	13.366	1.267
35	388	Ricky Mays	Greenville	5.200	8.433	-0.3	13.333	1.300
36	170	Ian Sandoval	Illinois	4.800	8.133	..	12.933	1.700
37	173	Dylan Shepard	Illinois	4.800	8.200	-0.3	12.700	1.933
38	259	David Ramirez	Ohio State	4.800	8.000	-0.3	12.500	2.133

2025 NCAA Championships - Finals

Event Results - P Bars

Men / 10
Session: 3

Apr 19, 2025



Rank	Num	Name	Gym	Diff	Exec	ND	Score	Out
1	187	Paul Juda	Michigan	5.300	8.900	..	14.200	0.000
2	321	Colt Walker	Stanford	5.400	8.733	..	14.133	0.067
3	198	Evgeny Siminiuc	Michigan	5.200	8.866	..	14.066	0.134
4	305	Asher Hong	Stanford	5.100	8.933	..	14.033	0.167
5	301	Jeremy Bischoff	Stanford	5.200	8.800	..	14.000	0.200
6	197	Fred Richard	Michigan	5.100	8.866	..	13.966	0.234
7	293	Josh Karnes	Penn State	5.300	8.600	..	13.900	0.300
8	273	Colin Flores	Oklahoma	4.700	9.100	..	13.800	0.400
9	268	Matthew Burgoyne	Oklahoma	4.600	9.166	..	13.766	0.434
10	228	Yanni Chronopoulos	Nebraska	4.800	8.933	..	13.733	0.467
11	317	Brandon Nguyen	Stanford	5.100	8.633	..	13.733	0.467
12	295	Ian Raubal	Penn State	5.200	8.466	..	13.666	0.534
13	272	Emre Dodanli	Oklahoma	4.600	9.000	..	13.600	0.600
14	116	Erich Upton	Air Force	4.800	8.800	..	13.600	0.600
15	191	Logan McKeown	Michigan	5.300	8.300	..	13.600	0.600
16	266	Fuzzy Benas	Oklahoma	4.600	8.966	..	13.566	0.634
17	173	Dylan Shepard	Illinois	4.800	8.766	..	13.566	0.634
18	241	Joey Pepe	Nebraska	4.500	8.966	..	13.466	0.734
19	245	Nathan York	Nebraska	4.700	8.766	..	13.466	0.734
20	329	Sam Lee	William & Mary	4.800	8.633	..	13.433	0.767
21	150	Theodor Roald Gadderud	California	4.600	8.800	..	13.400	0.800
22=	205	Isaiah Drake	Navy	4.500	8.833	..	13.333	0.867
22=	162	Will Hauke	Illinois	4.500	8.833	..	13.333	0.867
24	259	David Ramirez	Ohio State	5.000	8.266	..	13.266	0.934
25=	326	Niko Greenly	William & Mary	4.300	8.833	..	13.133	1.067
25=	177	Nathan Whitaker	Illinois	4.300	8.833	..	13.133	1.067
27	341	Evan Wilkins	William & Mary	4.200	8.833	..	13.033	1.167
28	152	Tyler Shimizu	California	4.800	8.233	..	13.033	1.167
29	123	Jaden Blank	Army	4.200	8.800	..	13.000	1.200
30	127	Conor Heary	Army	4.600	8.233	..	12.833	1.367
31	166	Preston Ngai	Illinois	4.200	8.566	..	12.766	1.434
32	292	Michael Jaroh	Penn State	4.600	7.966	..	12.566	1.634
33	227	Taylor Christopoulos	Nebraska	4.200	8.166	..	12.366	1.834
34	218	Brian Solomon	Navy	4.100	7.766	..	11.866	2.334
35	287	Matt Cormier	Penn State	4.500	7.366	..	11.866	2.334
36	381	Donovan Diviney	Greenville	4.400	7.433	..	11.833	2.367
37	170	Ian Sandoval	Illinois	4.700	7.033	..	11.733	2.467

2025 NCAA Championships - Finals

Event Results - H Bar

Apr 19, 2025

Page: 1
Printed: 4/19/2025 9:23:27 PM

Men / 10
Session: 3



Rank	Num	Name	Gym	Diff	Exec	ND	Score	Out
1	272	Emre Dodanli	Oklahoma	5.500	8.333	-.	13.833	0.000
2=	197	Fred Richard	Michigan	5.200	8.566	-.	13.766	0.067
2=	183	Carson Eshleman	Michigan	5.200	8.566	-.	13.766	0.067
4	269	Kelton Christiansen	Oklahoma	5.300	8.433	-.	13.733	0.100
5	312	Ian Lasic-Ellis	Stanford	5.000	8.700	-.	13.700	0.133
6	187	Paul Juda	Michigan	4.900	8.766	-.	13.666	0.167
7	198	Evgeny Siminiuc	Michigan	4.900	8.700	-.	13.600	0.233
8	239	Max Odden	Nebraska	5.100	8.500	-.	13.600	0.233
9	317	Brandon Nguyen	Stanford	5.400	8.200	-.	13.600	0.233
10	227	Taylor Christopoulos	Nebraska	5.100	8.466	-.	13.566	0.267
11	302	Taylor Burkhart	Stanford	5.400	8.166	-.	13.566	0.267
12	301	Jeremy Bischoff	Stanford	5.100	8.400	-.	13.500	0.333
13=	214	Matthew Petros	Navy	4.600	8.766	-.	13.366	0.467
13=	284	Brandon Zepeda-Orth	Oklahoma	4.600	8.766	-.	13.366	0.467
15	166	Preston Ngai	Illinois	5.000	8.300	-.	13.300	0.533
16	240	Cole Partridge	Nebraska	4.700	8.566	-.	13.266	0.567
17=	205	Isaiah Drake	Navy	4.400	8.833	-.	13.233	0.600
17=	175	Ryan Vanichtheeranont	Illinois	4.400	8.833	-.	13.233	0.600
19	170	Ian Sandoval	Illinois	4.300	8.900	-.	13.200	0.633
20	339	Luke Tully	William & Mary	4.600	8.533	-.	13.133	0.700
21	252	Kristian Grahovski	Ohio State	4.900	8.200	-.	13.100	0.733
22	287	Matt Cormier	Penn State	4.700	8.333	-.	13.033	0.800
23=	107	Tai Gopaul	Air Force	4.800	8.233	-.	13.033	0.800
23=	266	Fuzzy Benas	Oklahoma	4.800	8.233	-.	13.033	0.800
25	167	Matthew Nguyen	Illinois	4.300	8.700	-.	13.000	0.833
26	348	Owen Carney	Springfield	4.600	8.400	-.	13.000	0.833
27	250	Noah Copeland	Ohio State	4.500	8.466	-.	12.966	0.867
28	116	Erich Upton	Air Force	4.600	8.333	-.	12.933	0.900
29	228	Yanni Chronopoulos	Nebraska	4.300	8.533	-.	12.833	1.000
30	150	Theodor Roald Gadderud	California	4.200	8.500	-.	12.700	1.133
31	294	Akseli Karsikas	Penn State	4.800	7.900	-.	12.700	1.133
32	293	Josh Karnes	Penn State	5.100	7.533	-.	12.633	1.200
33	123	Jaden Blank	Army	3.800	8.700	-.	12.500	1.333
34	152	Tyler Shimizu	California	4.200	8.166	-.	12.366	1.467
35	218	Brian Solomon	Navy	4.000	8.266	-.	12.266	1.567
36	286	Michael Artlip	Penn State	4.700	7.333	-.	12.033	1.800







2025 NCAA Championships - Finals

Event Results - AA

Apr 19, 2025

Page: 1
Printed: 4/19/2025 9:23:28 PM

Men / 10
Session: 3

Rank	Num	Name	Gym							AA
1	197	Fred Richard	Michigan	14.166	13.900	14.066	14.400	13.966	13.766	84.264
2	187	Paul Juda	Michigan	14.133	12.466	13.733	13.966	14.200	13.666	82.164
3	266	Fuzzy Benas	Oklahoma	13.966	13.533	12.933	14.333	13.566	13.033	81.364
4	166	Preston Ngai	Illinois	13.466	14.100	13.733	13.933	12.766	13.300	81.298
5	227	Taylor Christopulos	Nebraska	13.566	13.766	13.666	13.933	12.366	13.566	80.863
6	293	Josh Karnes	Penn State	13.633	13.366	13.100	13.600	13.900	12.633	80.232
7	116	Erich Upton	Air Force	13.566	12.766	13.300	13.366	13.600	12.933	79.531
8	205	Isaiah Drake	Navy	13.300	12.266	13.333	13.566	13.333	13.233	79.031
9	152	Tyler Shimizu	California	13.200	13.333	12.500	13.766	13.033	12.366	78.198
10	150	Theodor Roald Gadderud	California	12.800	11.633	13.433	14.166	13.400	12.700	78.132
11	123	Jaden Blank	Army	12.766	12.100	12.600	13.800	13.000	12.500	76.766
12	218	Brian Solomon	Navy	13.366	12.600	12.766	13.533	11.866	12.266	76.397
13	170	Ian Sandoval	Illinois	11.866	12.966	12.366	12.933	11.733	13.200	75.064