



2024 BIG TEN FOOTBALL WEEKLY RELEASE - NOVEMBER 27

Primary Contact: Megan Althoff, Director, Sports Communications • Office: 847-696-1010 ext. 129 • E-mail: mrowley@bigten.org • Twitter: @B1Gfootball

2024 CONFERENCE & OVERALL STANDINGS

	Conference Games					All Games					
	W-L	PCT	H	A	STRK	W-L	PCT	H	A	N	STRK
Oregon	8-0	1.00	3-0	4-0	W8	11-0	1.00	6-0	5-0	0-0	W11
Indiana	7-1	.875	4-0	3-1	L1	10-1	.909	7-0	3-1	0-0	L1
Ohio State	7-1	.875	4-0	3-1	W5	10-1	.909	7-0	3-1	0-0	W5
Penn State	7-1	.875	3-1	4-0	W3	10-1	.909	5-1	5-0	0-0	W3
Illinois	5-3	.625	3-1	2-2	W2	8-3	.727	6-1	2-2	0-0	W2
Iowa	5-3	.625	3-0	2-3	W1	7-4	.636	5-1	2-3	0-0	W1
Michigan	4-4	.500	4-1	0-3	W1	6-5	.545	6-2	0-3	0-0	W1
Minnesota	4-4	.500	2-2	2-2	L2	6-5	.545	4-3	2-2	0-0	L2
Washington	4-4	.500	4-0	0-4	W1	6-5	.545	6-0	0-4	0-1	W1
USC	4-5	.444	3-1	1-4	W1	6-5	.545	4-1	1-4	1-0	W2
Nebraska	3-5	.375	2-2	1-3	W1	6-5	.545	5-2	1-3	0-0	W1
Rutgers	3-5	.375	2-3	1-2	L1	6-5	.545	4-3	2-2	0-0	L1
Michigan State	3-5	.375	2-2	1-3	W1	5-6	.455	4-2	1-4	0-0	W1
Wisconsin	3-5	.375	1-2	2-3	L4	5-6	.455	3-3	2-3	0-0	L4
UCLA	3-6	.333	1-4	2-2	L2	4-7	.364	1-4	3-3	0-0	L2
Northwestern	2-6	.250	1-3	2-3	L2	4-7	.364	2-4	2-3	0-0	L2
Maryland	1-7	.125	1-4	0-3	L4	4-7	.364	3-4	1-3	0-0	L4
Purdue	0-8	.000	0-4	0-4	L8	1-10	.091	1-5	0-5	0-0	L10

WEEK 14 SCHEDULE

FRIDAY, NOV. 29

MINNESOTA at WISCONSIN
Noon | CBS

NEBRASKA at IOWA
7:30 p.m. | NBC

SATURDAY, NOV. 30

ILLINOIS at NORTHWESTERN
Noon | Big Ten Network

MICHIGAN at OHIO STATE
Noon | FOX

RUTGERS at MICHIGAN STATE
3:30 p.m. | FS1

MARYLAND at PENN STATE
3:30 p.m. | Big Ten Network

Fresno State at UCLA
3:30 p.m. | Big Ten Network

Notre Dame at USC
3:30 p.m. | CBS

PURDUE at INDIANA
7 p.m. | FS1

WASHINGTON at OREGON
7:30 p.m. | NBC

All times Eastern

BIG TEN. BIG NEWS.

- Entering the final week of the regular season, three teams remain in contention for berths into the 2024 Discover Big Ten Football Championship Game: Indiana, Ohio State and Penn State. The weekend action begins with a Black Friday doubleheader as Minnesota travels to Wisconsin at noon p.m. ET on FOX before Iowa hosts Nebraska at 7:30 p.m. ET on NBC. The complete schedule can be found to the right.
- The University of Oregon has secured the No. 1 Seed in the 2024 Discover Big Ten Football Championship Game. The 14th annual title game will be played on Saturday, December 7, at Lucas Oil Stadium in Indianapolis and will feature the top two teams in the standings for the first time. The contest will be broadcast on CBS with kickoff set for 8 p.m. ET. Media can apply for credentials by visiting bigten.org/media.
- The Big Ten had five teams included in the College Football Playoff's third rankings of the season on Nov. 26: No. 1 Oregon, No. 2 Ohio State, No. 4 Penn State, No. 10 Indiana and No. 23 Illinois. The CFP will release its next top 25 rankings on Tuesday, Dec. 3.
- Illinois, Indiana, Iowa, Michigan, Minnesota, Nebraska, Oregon, Ohio State, Penn State, Rutgers, USC and Washington have all secured bowl eligibility by reaching six wins this season, while Michigan State and Wisconsin need just one more win to become eligible. The Big Ten will continue to feature the largest bowl lineup in conference history.
- Five Big Ten teams appear in the AP Poll this week, highlighted by four of the top four. Oregon leads the conference at No. 1, followed by No. 2 Ohio State, No. 4 Penn State, No. 10 Indiana and No. 22 Illinois.
- On Monday, the Big Ten announced its Football Players of the Week, presented by IFS.ai. Illinois' Pat Bryant and Ohio State's Will Howard shared Offensive Player of the Week honors. Bryant caught the game-winning touchdown with 0:04 remaining as part of a 197-yard, seven-reception performance to lead No. 24 Illinois to a 38-31 win at Rutgers. Howard extended his school single season and career records with his sixth game with a completion percentage of at least 80 percent by completing 22 of 26 passes for 201 yards and two touchdowns in the win over No. 5 Indiana.
- Ohio State's Cody Simon earned Defensive Player of the Week accolades after leading the Buckeyes' defensive effort against Indiana's 15th-ranked offensive unit with a game-high 10 tackles, including 2.5 quarterback sacks, and a forced fumble. The 10-tackle game was Simon's third game this season with 10 tackles and his 2.5 sacks represented a career high for a single game.
- Special Teams Player of the Week honors went to Iowa's Drew Stevens. Stevens tied an Iowa program record set in 2004 and an SECU Stadium record, making all five field goals in Iowa's 29-13 road win at Maryland. The junior tied a career-high with a 54-yarder and made two from 50+, becoming the first Iowa player to make multiple from 50+ since 1998.
- Nebraska's Jacory Barney Jr. was named Freshmen of the Week after setting career highs with nine receptions for 85 yards, bettering his previous highs of eight catches and 78 yards, in Nebraska's win against Wisconsin. The newcomer rushed for 11 yards and had 54 yards in returns for 150 all-purpose yards.

WEEK 13 RESULTS

FRIDAY, NOV. 22

MICHIGAN STATE def. PURDUE, 24-17

SATURDAY, NOV. 23

IOWA def. MARYLAND, 29-13
OHIO STATE def. INDIANA, 38-15
ILLINOIS def. RUTGERS, 38-31
MICHIGAN def. NORTHWESTERN, 50-6
PENN STATE def. MINNESOTA, 26-25
NEBRASKA def. WISCONSIN, 44-25
USC def. UCLA, 19-13

BYE: Oregon, Washington

BIG LIFE. BIG STAGE. BIG TEN.

The Big Ten Academic Alliance is an academic consortium of all 18 Big Ten universities, which is widely considered to be the model for effective and voluntary collaboration among top research universities.

- Indiana and Ohio State currently rank among the top 10 nationally in both scoring offense and scoring defense. The Buckeyes lead the nation in scoring defense (10.7 points per game), while ranking 10th in scoring offense (37.8 points per game). The Hoosiers rank second nationally in scoring offense (41.3 points per game), while ranking seventh in scoring defense (14.6 points per game).
- Four additional Big Ten teams rank in the top 15 in terms of scoring defense: Penn State (7th, 14.6 points per game), Oregon (8th, 15.7 points per game), Iowa (12th, 17.7 points per game) and Minnesota (15th, 18.5 points per game).
- Ohio State's Seth McLaughlin and Oregon's Dillon Gabriel were named finalists for the 2024 William V. Campbell Trophy on Oct. 23. The Campbell Trophy is presented annually to the nation's top football scholar-athlete. The finalists will travel to the Bellagio Hotel & Casino in Las Vegas for the 66th NFF Annual Awards Dinner Presented by Las Vegas on Dec. 10, where one member of the class will be declared as the winner of the 35th Campbell Trophy and have his postgraduate scholarship increased to \$25,000.

2024 BIG TEN PLAYERS OF THE WEEK
presented by IFS.ai

- 9/2 O: Miller Moss, R-Jr, QB, USC
D: Kevin Winston Jr., Jr., S, PSU
ST: Mateen Bhaghani, So., K, UCLA
ST: Dominic Zvada, Jr., K, MICH
F: Dylan Raiola, Fr., QB, NEB
- 9/9 O: Kyle Monangai, Sr., RB, RU
D: Xavier Scott, Jr., DB, ILL
ST: Tez Johnson, Sr., WR, ORE
F: Nick Marsh, Fr., WR, MSU
- 9/16 O: Kurtis Rourke, Sr., QB, IND
D: Dante Trader Jr., Sr., DB, MD
ST: Atticus Sappington, Jr., K, ORE
F: Kerry Brown, R-Fr, DB, MINN
- 9/23 O: Kaleb Johnson, Jr., RB, IOWA
O: Luke Altmyer, Jr., QB, ILL
D: Josiah Stewart, Sr., EDGE, MICH
ST: Tommy Doman, Sr., P, MICH
F: Khmori House, Fr., ILB, WASH
- 9/30 O: Kaleb Mullings, Sr., RB, MICH
O: Tez Johnson, Sr., WR, ORE
D: Abdul Carter, Jr., DE/LB, PSU
ST: Dominic Zvada, Jr., K, MICH
F: Jeremiah Smith, WR, OSU
- 10/7 O: Kurtis Rourke, Sr., QB, IND
O: Emeka Egbuka, Gr., WR, OSU
D: Jordan Burch, Sr., DE, ORE
ST: Brian Buschini, Sr., P, NEB
F: Trech Kekahuna, WR, WIS
- 10/14 O: Dillon Gabriel, Sr., QB, ORE
O: Tyler Warren, Sr., TE, PSU
D: Aaron Graves, Jr., DL, IOWA
D: Koi Perich, Fr., DB, MINN
ST: Luke Akers, Jr., K/P, NU
F: Ryan Barker, K, PSU
- 10/21 O: Ethan Garbers, Sr., QB, UCLA
D: Gabe Jacas, Jr., OLB, ILL
ST: Jonathan Kim, Gr., P/K, MSU
F: Nick Marsh, WR, MSU
- 10/28 O: Max Brosmer, Gr., QB, MINN
D: D'Angelo Ponds, So., DB, IND
ST: Kaden Wetjen, Sr., K, IOWA
F: Koi Perich, Fr., DB, MINN
- 11/4 O: Kaleb Johnson, Jr., RB, IOWA
D: Carson Bruener, Sr., LB, WASH
ST: Dragan Kesich, Sr., K, MINN
F: Kwazi Gilmer, WR, UCLA
- 11/11 O: Will Howard, Gr., QB, OSU
D: Carson Schwesinger, Jr., LB, UCLA
ST: Dominic Zvada, Jr, K, MICH
F: Jeremiah Smith, WR, OSU
- 11/18 O: Tyler Warren, Sr., TE, PSU
D: Matayo Uiagalelei, So., OL, ORE
D: Russell Davis II, Jr., DL, WASH
ST: Atticus Sappington, Jr., K, ORE
F: Demond Williams Jr., QB, WASH
- 11/25 O: Pat Bryant, Sr., WR, ILL
O: Will Howard, Gr., QB, OSU
D: Cody Simon, Gr., LB, OSU
ST: Drew Stevens, Jr., K, IOWA
F: Jacory Barney Jr., WR, NEB

AP TOP 25 POLL
Nov. 24

Rk.	School (Votes)	Record	Pts	Prev
1.	OREGON (61)	1525	11-0	1
2.	OHIO STATE	1463	10-1	2
3.	Texas	1395	10-1	3
4.	PENN STATE	1301	10-1	4
5.	Notre Dame	1278	10-1	6
6.	Georgia	1242	9-2	8
7.	Tennessee	1110	9-2	10
8.	Miami (FL)	1096	10-1	11
9.	SMU	1001	10-1	13
10.	INDIANA	998	10-1	5
11.	Boise State	984	10-1	12
12.	Clemson	789	9-2	17
13.	Alabama	739	8-3	7
14.	Arizona State	727	9-2	21
15.	Ole Miss	661	8-3	9
16.	South Carolina	639	8-3	19
17.	Iowa State	498	9-2	22
18.	Tulane	446	9-2	20
19.	BYU	445	9-2	14
20.	Texas A&M	399	8-3	15
21.	UNLV	231	9-2	23
22.	ILLINOIS	188	8-3	24
23.	Colorado	161	8-3	16
24.	Missouri	142	8-3	NR
25.	Army	133	9-1	18

Others receiving votes: Kansas St. 98, Memphis 46, Syracuse 37, Louisville 24, Washington St. 10, Duke 6, Louisiana-Lafayette 5, Florida 4, LSU 2, Georgia Tech 2.

US LBM COACHES POLL
Nov. 24

Rk.	School (Votes)	Record	Pts	Prev
1.	OREGON (55)	11-0	1375	1
2.	OHIO STATE	10-1	1318	2
3.	Texas	10-1	1267	3
4.	PENN STATE	10-1	1175	4
5.	Notre Dame	10-1	1150	6
6.	Georgia	9-2	1103	8
7.	Miami (FL)	10-1	1023	10
8.	Tennessee	9-2	972	11
9.	SMU	10-1	917	12
10.	INDIANA	10-1	867	5
11.	Boise State	10-1	838	13
12.	Clemson	9-2	780	16
13.	Alabama	8-3	621	7
14.	South Carolina	8-3	596	19
15.	Arizona State	9-2	592	22
16.	Ole Miss	8-3	569	9
17.	Iowa State	9-2	473	21
18.	Tulane	9-2	434	20
19.	Texas A&M	8-3	357	14
20.	BYU	9-2	329	15
21.	UNLV	9-2	205	23
22.	Army West Point	9-1	165	17
23.	Memphis	9-2	151	24
24.	Missouri	8-3	148	NR
25.	ILLINOIS	8-3	132	NR

Others receiving votes: Kansas State 124; Colorado 115; Duke 31; Syracuse 19; Louisville 8; Louisiana 7; Washington State 6; LSU 3; Miami (OH) 1; James Madison 1; **IOWA 1**; Georgia Tech 1; Baylor 1.

BIG TEN COACHING RECORDS

Coach, School	Career (Yrs)	At School (Yrs)	Big Ten Only
Bret Bielema, ILL	123-80 (16th)	26-22 (4th)	54-37
Curt Cignetti, IND	129-36 (14th)	10-1 (1st)	7-1
Kirk Ferentz, IOWA	214-144 (29th)	202-123 (26th)	126-89
Michael Locksley, MD	35-66 (10th)	33-40 (7th)	16-39
Sherrone Moore, MICH	6-5 (1st)	6-5 (1st)	4-4
P.J. Fleck, MINN	85-61 (12th)	55-39 (8th)	32-36
Jonathan Smith, MSU	39-41 (7th)	5-6 (1st)	3-5
Matt Rhule, NEB	58-55 (9th)	11-12 (2nd)	6-11
David Braun, NU	12-12 (2nd)	12-12 (2nd)	7-10
Dan Lanning, ORE	33-5 (3rd)	33-5 (3rd)	8-0
Ryan Day, OSU	66-9 (7th)	66-9 (7th)	46-4
James Franklin, PSU	122-55 (13th)	98-40 (11th)	63-33
Ryan Walters, PUR	5-18 (2nd)	5-18 (2nd)	3-14
Greg Schiano, RU	93-100 (16th)	93-100 (16th)	12-32
DeShaun Foster, UCLA	4-7 (1st)	4-7 (1st)	3-6
Lincoln Riley, USC	80-23 (8th)	25-13 (3rd)	4-5
Jedd Fisch, WASH	23-27 (4th)	6-5 (1st)	4-4
Luke Fickell, WIS	76-37 (9th)	13-13 (2nd)	11-14

BIG LIFE. BIG STAGE. BIG TEN.

Every Big Ten Academic Alliance institution ranks among the top 90 universities in the nation according to the 2024 Academic Ranking of World Universities, including 10 in the top 40.

CFP SELECTION COMMITTEE RANKINGS

NOV. 26

RANK	SCHOOL	RECORD
1.	OREGON	11-0
2.	OHIO STATE	10-1
3.	Texas	10-1
4.	PENN STATE	10-1
5.	Notre Dame	10-1
6.	Miami	10-1
7.	Georgia	9-2
8.	Tennessee	9-2
9.	SMU	10-1
10.	INDIANA	10-1
11.	Boise State	10-1
12.	Clemson	9-2
13.	Alabama	8-3
14.	Mississippi	8-3
15.	South Carolina	8-3
16.	Arizona State	9-2
17.	Tulane	9-2
18.	Iowa State	9-2
19.	BYU	9-2
20.	Texas A&M	8-3
21.	Missouri	8-3
22.	UNLV	9-2
23.	ILLINOIS	8-3
24.	Kansas State	8-3
25.	Colorado	8-3

COLLEGEPRESSBOX.COM

collegepressbox is the official media website for Division I football. Access and download game notes, quotes, statistics, media guides, headshots, logos and more for all FBS schools, conferences, postseason games, awards and the College Football Playoff. For access, please register for an account at collegepressbox.com/register.

collegepressbox
SINCE 2005 EVERYTHING BUT THE PREGAME MEAL

FOLLOW THE BIG TEN

The Big Ten football page on bigten.org will feature notes, recaps, statistics, standings and more. You can also keep track of Big Ten football in real time by following the conference on Twitter @B1Gfootball and @BigTen or becoming a fan of the Big Ten Conference on Facebook to receive exclusive updates.

 [@B1GFOOTBALL](https://twitter.com/B1GFOOTBALL)
[@BigTen](https://twitter.com/BigTen)

 [@bigten](https://www.instagram.com/bigten)

 [Big Ten Conference](https://www.facebook.com/BigTenConference)

BIG TEN IN THE POLLS
AP/US LBM Coaches

	ILL	IND	IOWA	MD	MICH	MSU	MINN	NEB	NU	ORE	OSU	PSU	PUR	RU	UCLA	USC	WASH	WIS
Preseason	-/-	-/-	25/25	-/RV	9/8	-/-	-/-	RV/RV	-/-	3/3	2/2	8/9	-/-	-/-	-/-	23/23	RV/RV	RV/RV
Sept. 3	-/-	-/-	21/21	-/RV	10/9	-/-	-/-	RV/RV	-/-	7/6	2/2	8/8	-/-	-/-	-/-	13/14	RV/RV	RV/RV
Sept. 8	RV/RV	-/RV	RV/RV	-/-	17/16	-/RV	-/-	23/24	-/-	9/6	3/2	8/7	-/-	-/-	-/-	11/11	22/RV	RV/RV
Sept. 15	24/RV	RV/RV	RV/RV	-/-	18/17	-/RV	-/-	22/22	-/-	9/6	3/3	10/8	-/-	-/-	-/-	11/12	-/RV	-/-
Sept. 22	19/21	RV/RV	RV/RV	-/-	12/12	-/-	-/-	-/RV	-/-	8/7	3/3	9/8	-/-	-/RV	-/-	13/16	-/RV	-/-
Sept. 29	24/25	23/24	RV/RV	-/-	10/10	-/-	-/-	RV/RV	-/-	6/6	3/3	7/7	-/-	RV/RV	-/-	11/15	-/-	-/-
Oct. 6	23/23	18/20	RV/RV	-/-	24/21	-/-	-/-	RV/RV	-/-	3/3	2/2	4/5	-/-	-/RV	-/-	RV/RV	RV/RV	-/-
Oct. 13	22/21	16/18	RV/RV	-/-	24/22	-/-	-/-	RV/25	-/-	2/2	4/5	3/3	-/-	-/-	-/-	RV/-	-/-	-/-
Oct. 20	20/21	13/13	-/-	-/-	-/-	-/-	-/-	RV/RV	-/-	1/1	4/4	3/3	-/-	-/-	-/-	-/-	-/-	-/RV
Oct. 27	24/24	13/13	-/-	-/-	-/RV	-/-	-/-	-/-	-/-	1/1	4/4	3/3	-/-	-/-	-/-	-/-	-/-	-/-
Nov. 3	-/RV	8/10	RV/RV	-/-	-/-	-/-	-/RV	-/-	-/-	1/1	3/3	6/7	-/-	-/-	-/-	-/-	RV/-	-/-
Nov. 10	-/RV	5/6	-/-	-/-	-/-	-/-	-/-	-/-	-/-	1/1	2/2	4/5	-/-	-/-	-/-	-/-	-/-	-/-
Nov. 17	24/RV	5/5	-/-	-/-	-/-	-/-	-/-	-/-	-/-	1/1	2/2	4/4	-/-	-/-	-/-	-/-	-/-	-/-
Nov. 24	22/RV	10/10	-/RV	-/-	-/-	-/-	-/-	-/-	-/-	1/1	2/2	4/4	-/-	-/-	-/-	-/-	-/-	-/-

BIG TEN IN THE COLLEGE FOOTBALL PLAYOFF POLL

	ILL	IND	IOWA	MD	MICH	MSU	MINN	NEB	NU	ORE	OSU	PSU	PUR	RU	UCLA	USC	WASH	WIS
Nov. 5	-	8	-	-	-	-	-	-	-	1	2	6	-	-	-	-	-	-
Nov. 12	-	5	-	-	-	-	-	-	-	1	2	4	-	-	-	-	-	-
Nov. 19	25	5	-	-	-	-	-	-	-	1	2	4	-	-	-	-	-	-
Nov. 26	23	10	-	-	-	-	-	-	-	1	2	4	-	-	-	-	-	-
Dec. 3																		
Dec. 8																		

NOTE: First College Football Playoff poll to be released on Nov. 5

BIG LIFE. BIG STAGE. BIG TEN.

Every Big Ten Academic Alliance institution ranks among the top 90 universities in the nation according to the 2024 Academic Ranking of World Universities, including 10 in the top 40.

BIG TEN FOOTBALL AWARDS

The Big Ten will continue to honor its past while recognizing its current standouts at the conclusion of the 2024 campaign. The Big Ten's enhanced football awards program presents 19 individual trophies in addition to the Big Ten Championship trophy, bearing the names of one or two former standouts. The distinguished names on these football awards honor just a small sampling of the countless students and coaches who have contributed to the conference's rich and storied history.

Seventeen of the honors will be awarded immediately following the regular season, including awards for the best quarterback, running back, receiver, tight end, offensive lineman, defensive lineman, linebacker, defensive back, kicker, punter and return specialist. Each of these individual position awards features the names of two former standouts.

The Big Ten will also continue to honor the conference's top coaches, offensive and defensive players and linemen and freshmen with end-of-year trophies. Big Ten coaches have the opportunity to claim two awards. Media voters will select the Dave McClain Coach of the Year, which has been awarded since 1972, while coaches vote for the Hayes-Schembechler Coach of the Year award. The top offensive player will receive the Graham-George Offensive Player of the Year award, the best defensive player will be awarded the Nagurski-Woodson Defensive Player of the Year award and the top freshman will receive the Thompson-Randle El Freshman of the Year award.

The winner of the Discover Big Ten Football Championship Game will receive the Amos Alonzo Stagg Championship Trophy, while the most outstanding player in the game will be awarded the Grange-Griffin Championship Game Most Valuable Player award. The conference also created two postcollegiate awards - the Ford-Kinnick Leadership Award and the Dungy-Thompson Humanitarian Award.

The full list of awards, along with a breakdown of the former standouts appearing in each award's name, appears to the right.

NAME OF AWARD	NAMED FOR
Championship Game Awards	
Amos Alonzo Stagg Championship Trophy	Amos Alonzo Stagg, Chicago
Grange-Griffin Championship Game MVP <i>(media vote only)</i>	Harold Edward "Red" Grange, Illinois Archie Griffin, Ohio State
Postcollegiate Awards <i>(vote by school administrators)</i>	
Ford-Kinnick Leadership Award	Gerald R. Ford, Michigan Nile Kinnick, Iowa
Dungy-Thompson Humanitarian Award	Tony Dungy, Minnesota Anthony Thompson, Indiana
Annual Awards <i>(combined vote by coaches and media, unless otherwise noted)</i>	
Graham-George Offensive Player of the Year	Otto Graham, Northwestern Eddie George, Ohio State
Nagurski-Woodson Defensive Player of the Year	Bronislaw "Bronko" Nagurski, Minnesota Charles Woodson, Michigan
Hayes-Schembechler Coach of the Year <i>(coaches vote only)</i>	Wayne Woodrow "Woody" Hayes, Ohio State Glenn Edward "Bo" Schembechler, Michigan
Dave McClain Coach of the Year <i>(media vote only)</i>	Dave McClain, Wisconsin
Thompson-Randle El Freshman of the Year	Darrell Thompson, Minnesota Antwaan Randle El, Indiana
Rimington-Pace Offensive Lineman of the Year	Dave Rimington, Nebraska Orlando Pace, Ohio State
Smith-Brown Defensive Lineman of the Year	Charles Aaron "Bubba" Smith, Michigan State Courtney Brown, Penn State
Griese-Brees Quarterback of the Year	Bob Griese, Purdue Drew Brees, Purdue
Ameche-Dayne Running Back of the Year	Alan Ameche, Wisconsin Ron Dayne, Wisconsin
Tatum-Woodson Defensive Back of the Year	Jack Tatum, Ohio State Rod Woodson, Purdue
Butkus-Fitzgerald Linebacker of the Year	Dick Butkus, Illinois Pat Fitzgerald, Northwestern
Richter-Howard Receiver of the Year	Pat Richter, Wisconsin Desmond Howard, Michigan
Kwalick-Clark Tight End of the Year	Ted Kwalick, Penn State Dallas Clark, Iowa
Bakken-Andersen Kicker of the Year	Jim Bakken, Wisconsin Morten Andersen, Michigan State
Eddleman-Fields Punter of the Year	Thomas Dwight "Dike" Eddleman, Illinois Brandon Fields, Michigan State
Rodgers-Dwight Return Specialist of the Year	Johnny Rodgers, Nebraska Tim Dwight, Iowa

BIG LIFE. BIG STAGE. BIG TEN.

The Big Ten leads all conferences with more than 1,900 Academic All-Americans, including 80 honorees during the 2023-24 academic year.

2024 BIG TEN FOOTBALL CHAMPIONSHIP GAME



The 2024 Big Ten Football Championship Game will kick off from Lucas Oil Stadium in Indianapolis at 8 p.m. ET on Dec. 7, 2024.

The winner of the East Division will meet the winner of the West Division, with the game's victor earning the Big Ten Championship and a chance to play in one of the six bowls that comprise the College Football Playoff, including the Rose Bowl Game.

CBS will serve as the official broadcast partner of the Big Ten Football Championship Game, while Lucas Oil Stadium will host the title games through at least 2024.

For more information on the Big Ten Football Championship Game, including details on potential public ticket sales, stadium safety protocols and ancillary events in and around the city of Indianapolis, visit the Game's official web site at bigten.org/fcg.

The Big Ten Communications staff will inform media members on credential application procedures at a later date.

CHAMPIONSHIP GAME QUICK FACTS

Date: Saturday, Dec. 7, 2024

Time: 8 p.m. ET

Television: CBS

Site: Indianapolis, Ind.

Facility: Lucas Oil Stadium

Surface: FieldTurf

Capacity: 65,972

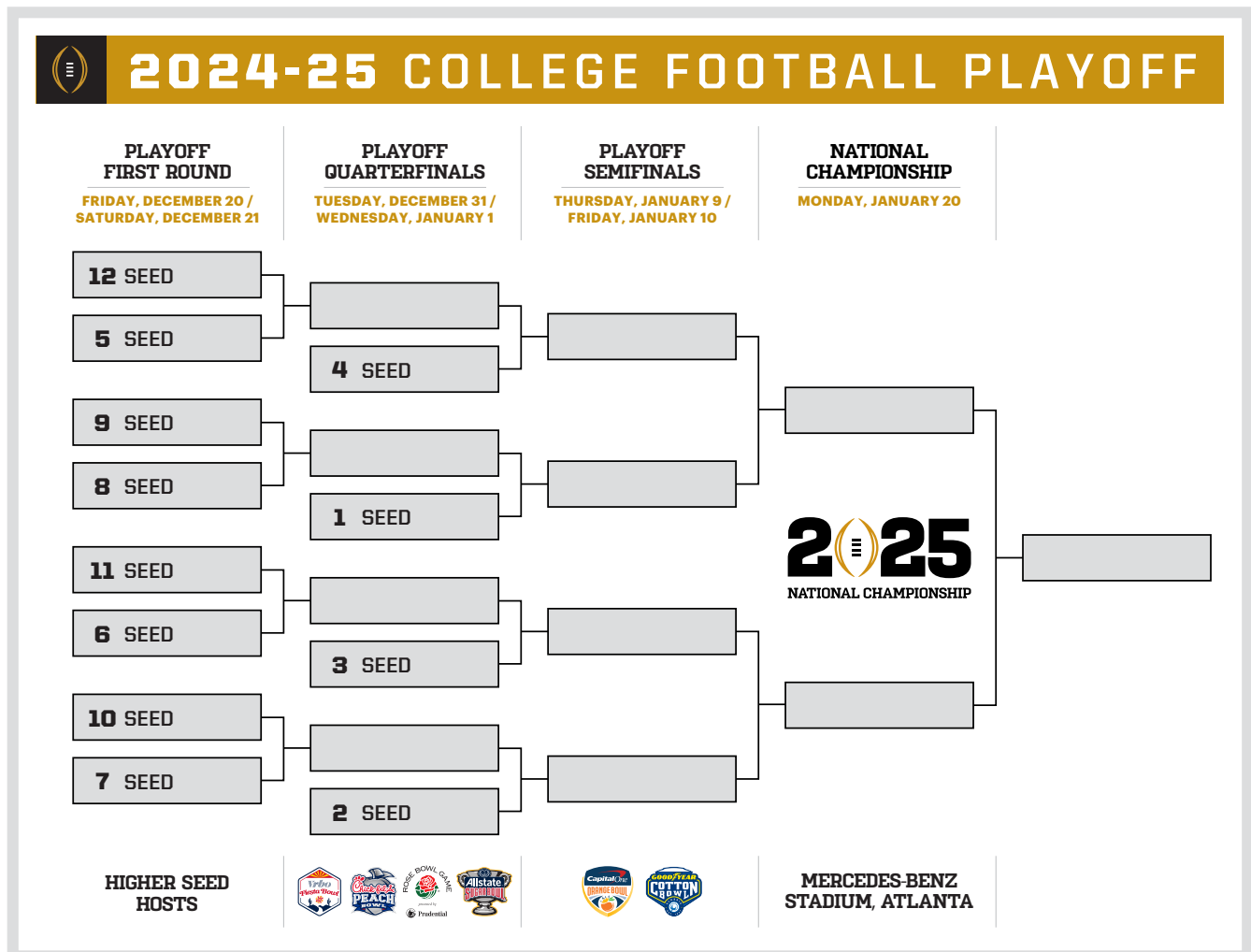


BIG LIFE. BIG STAGE. BIG TEN.

Big Ten Academic Alliance schools annually conduct \$17 billion in funded research.

2024-25 COLLEGE FOOTBALL PLAYOFF FORMAT

- The 12 participating teams will be the five conference champions ranked highest by the CFP selection committee, plus the next seven highest-ranked teams.
- The ranking of the teams will continue to be done by a selection committee.
- The four highest-ranked conference champions will be seeded one through four and will receive a first-round bye. The fifth conference champion will be seeded where it was ranked or at No. 12 if it is outside the top 12 rankings. Non-conference champions ranked in the top four will be seeded beginning at No. 5. Because of this, the seeding, 1 through 12, could look different than the final rankings.
- The eight teams seeded No. 5-12 will play in a first round with the higher seeds hosting the lower seeds either on campus or at other sites designated by the higher-seeded institution (No. 12 at No. 5, No. 11 at No. 6, No. 10 at No. 7 and No. 9 at No. 8.).
- The selection committee will assign the four highest-ranked conference champions to Playoff Quarterfinals hosted by bowls. This will be done in consideration of historic bowl relationships, then in consideration of rankings. For example, if the Sugar Bowl hosts a Playoff Quarterfinal and the SEC champion is ranked No. 1 and the Big 12 champion is ranked No. 3, the SEC champion would be assigned to the Sugar Bowl and the Big 12 champion would be assigned elsewhere.
- With the four highest-ranked conference champions assigned to bowls, their four Playoff Quarterfinal opponents will be dictated by the bracket (i.e., No. 1 vs. No. 8/9 winner, No. 4 vs. No. 5/12 winner, No. 2 vs. 7/10 winner; No. 3 vs. 6/11 winner.)
- The College Football Playoff bracket will follow the selection committee’s rankings, with no modifications made to avoid rematches between teams that may have played during the regular season or are from the same conference.
- The bracket will remain in effect throughout the playoff (i.e., no re-seeding).
- The highest seed will receive preferential placement for the Playoff Semifinal bowl assignment.
- All 11 games will be under the CFP umbrella with the administrative policies determined by the CFP.



BIG LIFE. BIG STAGE. BIG TEN.

Big Ten schools have won at least five national championships in 26 of the last 30 years, averaging nearly seven per year during that span.

BIG TEN X ABBOTT - THE WE GIVE BLOOD DRIVE

Every season we give it everything we have. We give our strength, we give our souls and so much more – it’s in our blood. And now we can give that too. This season, Abbott and the Big Ten are pitting school against school in the largest blood donation competition of our lifetime to fight the largest blood shortage in a generation.

Want your school to win? Then don’t give up. Give blood. Every donation scores one point for your school on the leaderboard.











The winning school will receive \$1 million to advance student or community health.

Individual donors will be offered a free one month subscription to B1G+ and will be entered to win a trip to the 2024 Discover® Big Ten Football Championship Game on December 7, 2024.

Students will be able to donate at mobile blood drives on campus, and alumni, fans and students alike can donate at blood donation centers across the country. Results will be tracked in real time at BigTen.Org/Abbott after donors attribute donations to their favorite school.

BIG TEN DONATION LEADERBOARD

(as of Nov. 26)

BIG TEN DONATION LEADERBOARD			
	UNIVERSITY	LIVES SAVED	DONORS
	Nebraska	10434	3478
	Wisconsin	5382	1794
	Michigan	5289	1763
	UCLA	4164	1388
	Ohio State	3762	1254
	Iowa	3282	1094
	Michigan State	2652	884
	Illinois	2439	813
	Indiana	2391	797
	Purdue	2343	781


BIG TEN CONFERENCE

52,803

LIVES SAVED

17,601

DONORS



Big Life. Big Stage. Big Ten.

Since its inception in 1896, the pursuit and attainment of academic excellence has been a priority for every Big Ten member institution. But maintaining the conference's standard of competing at the highest level in athletics also endures as an important component of the Big Ten experience. Striking that balance between academics and athletics is integral to the Big Ten's identity. Recognized as one of intercollegiate sports' most successful undertakings, the Big Ten strives for success from its students not only on the field and in the classroom, but around the world as well.

PREMIER ACADEMIC INSTITUTIONS

The Big Ten Academic Alliance is an academic consortium of all 18 Big Ten universities, which is widely considered to be the model for effective and voluntary collaboration among top research universities.

Every Big Ten Academic Alliance institution ranks among the top 90 universities in the nation according to the 2024 Academic Ranking of World Universities, including 10 in the top 40.

The Big Ten leads all conferences with more than 1,900 Academic All-Americans, including 80 honorees during the 2023-24 academic year.

Big Ten Academic Alliance schools annually conduct \$17 billion in funded research.

A HISTORY OF ATHLETIC SUCCESS

Big Ten schools have won at least five national championships in 26 of the last 30 years, averaging nearly seven per year during that span.

Since the 2005-06 academic year, current Big Ten institutions have claimed 119 team national championships in 26 different sports.

BROAD-BASED PROGRAMMING

Big Ten institutions support more than 11,000 participation opportunities on 350 teams in 42 different sports.

The Big Ten sponsors 28 official conference sports, 14 for men and 14 for women.

The Big Ten leads the nation in total students competing in intercollegiate athletics and participation opportunities, and sponsors more official sports than all conferences except the Ivy League.

Nearly 2,000 Big Ten competitors have participated in the Olympics, winning more than 600 medals, including more than 200 gold. The Big Ten Conference enjoyed its finest performance at a single Olympic Games during the 2024 Summer Olympics in Paris, France, as athletes with Big Ten ties set conference records by earning 98 total medals and 27 gold medals during the 17-day competition, surpassing the previous mark of 51 medals at the 2020 Summer Games in Tokyo, Japan. All 18 Big Ten member schools were represented at the 2024 Summer Games, competing for 64 nations in 17 sports.

PASSIONATE FOLLOWING

The Big Ten leads all conferences with 9.4 million alumni and nearly 823,000 students.

Big Ten men's and women's basketball combined for 4.3 million fans in their home arenas throughout the 2023-24 season and paced the nation in total attendance. Volleyball Day in Nebraska attracted 92,003 fans, the largest attendance in women's sports history. All seven of the Big Ten ice hockey teams also ranked in the top 15 nationally in average attendance.

In 2023-24, Big Ten women's basketball programs set ratings records on seven different networks – BTN, FOX, FS1, NBC, Peacock, ESPN and CBS.

LEADERS IN INNOVATION

Took part in the nation's first bowl game, winning the 1902 Rose Bowl Game, and signed an exclusive contract with the Tournament of Roses in 1946, making it the first bowl with permanent conference affiliations.

Awarded the first Big Ten Medal of Honor in 1915, honoring outstanding seniors who demonstrated excellence in academics and athletics.

Formed the Big Ten Advisory Commission in 1972, enlisting former students that competed in conference athletics to serve as liaisons to the NCAA's Diversity and Inclusion Department, the Big Ten Student-Athlete Advisory Commission and other organizations.

Became the first conference to voluntarily adopt male and female participation goals after launching its Gender Equity Action Plan in 1992.

Launched the Big Ten Network (BTN) in 2007, the first national conference-owned television network.

Began partnering with the Ivy League to study the effects of head injuries in sports in 2012.

Twenty years after adding instant replay in 2004, announced a state-of-the-art replay center, featuring 18 dedicated replay bays and six dedicated medical observation stations.

Championed new legislation for football permitting coach-to-player helmet communication and the use of sideline video by student-athletes, and coaches, both of which were introduced in the fall of 2024.

EXTENSIVE TELEVISION EXPOSURE

Through the Big Ten's current media agreements with BTN, NBC, Peacock, CBS and FOX, more than 2,000 Big Ten events are produced and distributed nationally and globally on an annual basis.

BTN reaches nearly 50 million homes and is also available via the Fox Sports App, delivering live and on-demand programming to computers, smartphones and tablets. B1G+ streams more than 2,000 additional events each season.

COMMUNITY & IMPACT

The Big Ten Conference is dedicated to making a lasting impact on the communities where its major events are held. In recent years, the conference has hosted sports clinics, renovated recreation centers and given elementary-aged children the chance to experience major Big Ten events.

Around the Big Ten Football Championship Game and Basketball Tournaments, the conference focuses on creating meaningful improvements, aiming to leave each location better than it was found.

Moving forward, the Big Ten will continue to collaborate with the College Football Playoff Foundation, local sports organizations and school district foundations to enhance spaces for teachers and children and provide educational opportunities for youth.

2024 COMPOSITE FOOTBALL SCHEDULE

<i>DATE/MATCHUP</i>	<i>TIME</i>	<i>BROADCAST</i>	<i>DATE/MATCHUP</i>	<i>TIME</i>	<i>BROADCAST</i>
THURSDAY, AUG. 29			SATURDAY, SEPT. 21		
Howard at Rutgers	6 p.m.	Big Ten Network	Iowa at Minnesota	7:30 p.m.	NBC
North Carolina at Minnesota	8 p.m.	FOX	Michigan State at Boston College	8 p.m.	ACC Network
Eastern Illinois at Illinois	9 p.m.	Big Ten Network	Purdue at Oregon State	8:30 p.m.	The CW
FRIDAY, AUG. 30			FRIDAY, SEPT. 27		
Florida Atlantic at Michigan State	7 p.m.	Big Ten Network	Washington at Rutgers	8 p.m.	FOX
Western Michigan at Wisconsin	9 p.m.	FS1			
SATURDAY, AUG. 31			SATURDAY, SEPT. 28		
Penn State at West Virginia	12 p.m.	FOX	Maryland at Indiana	12 p.m.	Big Ten Network
Indiana State at Purdue	12 p.m.	Big Ten Network	Minnesota at Michigan	12 p.m.	FOX
Illinois State at Iowa	12 p.m.	Big Ten Network	Nebraska at Purdue (HC)	12 p.m.	Peacock
UConn at Maryland	12 p.m.	FS1	Wisconsin at USC	3:30 p.m.	CBS
Florida International at Indiana	3:30 p.m.	Big Ten Network	Ohio State at Michigan State	7 p.m.	Peacock
Akron at Ohio State	3:30 p.m.	CBS	Illinois at Penn State (HC)	7:30 p.m.	NBC
Miami (OH) at Northwestern	3:30 p.m.	Big Ten Network	Oregon at UCLA	11 p.m.	FOX
UTEP at Nebraska	3:30 p.m.	FOX			
Idaho at Oregon	7:30 p.m.	Big Ten Network	FRIDAY, OCT. 4		
Fresno State at Michigan	7:30 p.m.	NBC	Michigan State at Oregon	9 p.m.	FOX
UCLA at Hawaii	7:30 p.m.	CBS			
Weber State at Washington	11 p.m.	Big Ten Network	SATURDAY, OCT. 5		
			UCLA at Penn State	12 p.m.	FOX
			Purdue at Wisconsin	12 p.m.	Big Ten Network
			Indiana at Northwestern	3:30 p.m.	Big Ten Network
			Iowa at Ohio State	3:30 p.m.	CBS
			Rutgers at Nebraska	4 p.m.	FS1
			USC at Minnesota	7:30 p.m.	Big Ten Network
			Michigan at Washington	7:30 p.m.	NBC
			FRIDAY, OCT. 11		
			Maryland at Northwestern	8 p.m.	FOX or FS1
			SATURDAY, OCT. 12		
			Washington at Iowa	12 p.m.	FOX
			Wisconsin at Rutgers	12 p.m.	Big Ten Network
			Purdue at Illinois	3:30 p.m.	FS1
			Penn State at USC	3:30 p.m.	CBS
			Ohio State at Oregon	7:30 p.m.	NBC
			Minnesota at UCLA	9 p.m.	Big Ten Network
			FRIDAY, OCT. 18		
			Oregon at Purdue	8 p.m.	FOX
			SATURDAY, OCT. 19		
			Nebraska at Indiana (HC)	12 p.m.	FOX
			Wisconsin at Northwestern	12 p.m.	Big Ten Network
			UCLA at Rutgers (HC)	12 p.m.	FS1
			Michigan at Illinois	3:30 p.m.	CBS
			USC at Maryland (HC)	4 p.m.	FS1
			Iowa at Michigan State (HC)	7:30 p.m.	NBC
			FRIDAY, OCT. 25		
			Rutgers at USC	11 p.m.	FOX
			SATURDAY, OCT. 26		
			Washington at Indiana	12 p.m.	Big Ten Network
			Nebraska at Ohio State (HC)	12 p.m.	FOX
			Northwestern at Iowa (HC)	3:30 p.m.	Big Ten Network
			Maryland at Minnesota (HC)	3:30 p.m.	FS1
			Illinois at Oregon (HC)	3:30 p.m.	CBS
			Michigan State at Michigan	7:30 p.m.	Big Ten Network
			Penn State at Wisconsin (HC)	7:30 p.m.	NBC
			SATURDAY, NOV. 2		
			Minnesota at Illinois	12 p.m.	FS1
			Ohio State at Penn State	12 p.m.	FOX
			Northwestern at Purdue	12 p.m.	Big Ten Network
			Oregon at Michigan	3:30 p.m.	CBS
			Indiana at Michigan State	3:30 p.m.	Peacock
			UCLA at Nebraska	3:30 p.m.	Big Ten Network
			Wisconsin at Iowa	7:30 p.m.	NBC
			USC at Washington (HC)	7:30 p.m.	Big Ten Network

BIG LIFE. BIG STAGE. BIG TEN.

Through the Big Ten's new media agreements with BTN, CBS, FOX and NBC/Peacock, more than 2,000 Big Ten events are produced and distributed nationally and globally on an annual basis.

2024 COMPOSITE FOOTBALL SCHEDULE (cont.)

FRIDAY, NOV. 8

Iowa at UCLA 9 p.m. FOX

SATURDAY, NOV. 9

Purdue at Ohio State 12 p.m. FOX
 Minnesota at Rutgers 12 p.m. NBC
 Michigan at Indiana 3:30 p.m. CBS
 Maryland at Oregon 7 p.m. Big Ten Network
 Washington at Penn State 8 p.m. Peacock

FRIDAY, NOV. 15

UCLA at Washington 9 p.m. FOX

SATURDAY, NOV. 16

Ohio State at Northwestern (HC) [3] 12 p.m. Big Ten Network
 Michigan State at Illinois 2:30 p.m. FS1
 Penn State at Purdue 3:30 p.m. CBS
 Nebraska at USC (HC) 4 p.m. FOX
 Rutgers at Maryland 6 p.m. FS1
 Oregon at Wisconsin 7:30 p.m. NBC

FRIDAY, NOV. 22

Purdue at Michigan State 8 p.m. FOX

SATURDAY, NOV. 23

Iowa at Maryland 12 p.m. Big Ten Network
 Indiana at Ohio State 12 p.m. FOX
 Illinois at Rutgers 12 p.m. Peacock
 Northwestern at Michigan 3:30 p.m. FS1
 Penn State at Minnesota 3:30 p.m. CBS
 Wisconsin at Nebraska 3:30 p.m. Big Ten Network
 USC at UCLA 10:30 p.m. NBC

FRIDAY, NOV. 29

Minnesota at Wisconsin 12 p.m. CBS
 Nebraska at Iowa 7:30 p.m. NBC

SATURDAY, NOV. 30

Illinois at Northwestern 12 p.m. Big Ten Network
 Michigan at Ohio State 12 p.m. FOX
 Rutgers at Michigan State 3:30 p.m. FS1
 Maryland at Penn State 3:30 p.m. Big Ten Network
 Fresno State at UCLA 3:30 p.m. Big Ten Network
 Notre Dame at USC 3:30 p.m. CBS
 Purdue at Indiana 7 p.m. FS1
 Washington at Oregon 7:30 p.m. NBC

SATURDAY, DEC. 7

Big Ten Football Championship Game [4] 8 p.m. CBS

[1] Allegiate Stadium (Las Vegas, Nev.)

[2] Lumen Field (Seattle, Wash.)

[3] Wrigley Field (Chicago, Ill.)

[4] Lucas Oil Stadium (Indianapolis, Ind.)

Dates subject to change... All times Eastern

BIG TEN FOOTBALL MEDIA CONTACTS

Illinois

Brett Moore btmoore3@illinois.edu

Indiana

Jeff Keag jkeag@iu.edu
 Greg Campbell campbeg@iu.edu

Iowa

Matt Weitzel matthew-weitzel@uiowa.edu
 James Allan james-allan@uiowa.edu

Maryland

Dustin Semonavick dustin@umd.edu
 Alyssa Muir amuir@umd.edu

Michigan

David Ablauf dablauf@umich.edu
 Chad Shepard shepchad@umich.edu

Michigan State

Ben Phlegar phlegarb@ath.msu.edu

Minnesota

Paul Rovnak psrovnak@umn.edu
 Karl Anderson kganders@umn.edu

Nebraska

Keith Mann kmann@huskers.com

Northwestern

Zach Wingrove zachary.wingrove@northwestern.edu

Ohio State

Jerry Emig emig.2@osu.edu
 Mike Basford basford.16@osu.edu

Oregon

Nate Krueger nkrueger@uoregon.edu
 Todd Miles miles@uoregon.edu

Penn State

Greg Kincaid grk5016@psu.edu

Purdue

Adam Kuffner kuffner@purdue.edu
 Patrick Crawford pcrawf@purdue.edu

Rutgers

Jimmy Gill jgill@scarletknights.com

UCLA

Andrew Sinatra asinatra@athletics.ucla.edu

USC

Katie Ryan katierya@usc.edu

Washington

Jeff Bechtold bechtold@uw.edu
 Hailee Roe hroe2@uw.edu

Wisconsin

Patrick Herb PAH@athletics.wisc.edu
 Nate Jelinek NJJ@athletics.wisc.edu

BIG



BIG LIFE. BIG STAGE. BIG TEN.

Big Ten institutions support more than 11,000 participation opportunities on 350 teams in 42 different sports.



2024-25 Big Ten Football
Standings
All games

Team	Overall	Pct.	Conference	Pct.	PF	PA	Home	Away	Neut.	Streak
Oregon	11-0	1.000	8-0	1.000	373	173	6-0	5-0	0-0	W 11
Indiana	10-1	.909	7-1	.875	454	176	7-0	3-1	0-0	L 1
Ohio St.	10-1	.909	7-1	.875	416	118	7-0	3-1	0-0	W 5
Penn St.	10-1	.909	7-1	.875	356	161	5-1	5-0	0-0	W 3
Illinois	8-3	.727	5-3	.625	309	237	6-1	2-2	0-0	W 2
Iowa	7-4	.636	5-3	.625	323	195	5-1	2-3	0-0	W 1
Minnesota	6-5	.545	4-4	.500	292	203	4-3	2-2	0-0	L 2
Washington	6-5	.545	4-4	.500	249	225	6-0	0-4	0-1	W 1
Michigan	6-5	.545	4-4	.500	254	236	6-2	0-3	0-0	W 1
Southern California	6-5	.545	4-5	.444	322	233	4-1	1-4	1-0	W 2
Rutgers	6-5	.545	3-5	.375	294	272	4-3	2-2	0-0	L 1
Nebraska	6-5	.545	3-5	.375	276	225	5-2	1-3	0-0	W 1
Michigan St.	5-6	.455	3-5	.375	218	272	4-2	1-4	0-0	W 1
Wisconsin	5-6	.455	3-5	.375	264	253	3-3	2-3	0-0	L 4
UCLA	4-7	.364	3-6	.333	201	290	1-4	3-3	0-0	L 2
Northwestern	4-7	.364	2-6	.250	186	278	2-4	2-3	0-0	L 2
Maryland	4-7	.364	1-7	.125	277	321	3-4	1-3	0-0	L 4
Purdue	1-10	.091	0-8	.000	189	413	1-5	0-5	0-0	L 10



**2024-25 Big Ten Football
Team Highs
All games**

POINTS	77	Indiana vs Western Ill. (09/06/2024)
POINTS SCORED KICKING	20	Michigan St. vs Iowa (10/19/2024)
TOUCHDOWNS	11	Indiana vs Western Ill. (09/06/2024)
TOTAL OFFENSE YARDS	718	Penn St. vs Kent St. (09/21/2024)
TOTAL OFFENSE PLAYS	89	Rutgers at Southern California (10/25/2024)
TOTAL OFFENSE YARDS/PLAY	10.3	Indiana vs Western Ill. (09/06/2024)
RUSHING YARDS	329	Iowa vs Wisconsin (11/02/2024)
	329	Rutgers vs Howard (08/29/2024)
RUSHING ATTEMPTS	58	Iowa at Maryland (11/23/2024)
YARDS PER RUSH	9.0	Ohio St. vs Marshall (09/21/2024)
RUSHING TDS	7	Indiana vs Western Ill. (09/06/2024)
LONGEST RUSH	86	Ohio St. vs Marshall (09/21/2024)
PASSING YARDS	410	Ohio St. vs Western Mich. (09/07/2024)
PASSING ATTEMPTS	57	Maryland vs Rutgers (11/16/2024)
PASSING TDS	5	Penn St. vs Kent St. (09/21/2024)
LONGEST PASS	77	Michigan St. at Maryland (09/07/2024)
PASSES COMPLETED	41	Oregon vs Idaho (08/31/2024)
HAD INTERCEPTED	3	Southern California at Washington (11/02/2024)
	3	Nebraska at Indiana (10/19/2024)
	3	UCLA vs Minnesota (10/12/2024)
	3	Penn St. at Southern California (10/12/2024)
	3	Michigan St. at Boston College (09/21/2024)
	3	Michigan vs Arkansas St. (09/14/2024)
PASS COMPLETION PCT	90.5	Indiana vs Western Ill. (09/06/2024)
PASSING YARDS/ATTEMPT	18.0	Indiana vs Western Ill. (09/06/2024)
YARDS PER CATCH	20.8	Illinois at Rutgers (11/23/2024)
FIELD GOAL ATTEMPTS	7	Michigan St. vs Iowa (10/19/2024)
FIELD GOALS MADE	6	Michigan St. vs Iowa (10/19/2024)
LONGEST FIELD GOAL	59	Illinois vs Central Mich. (09/14/2024)



2024-25 Big Ten Football
Team Highs
All games

FIELD GOAL PCT		
	100.0	Southern California at UCLA (11/23/2024)
	100.0	UCLA vs Southern California (11/23/2024)
	100.0	Northwestern at Michigan (11/23/2024)
	100.0	Michigan vs Northwestern (11/23/2024)
	100.0	Minnesota vs Penn St. (11/23/2024)
	100.0	Penn St. at Minnesota (11/23/2024)
	100.0	Nebraska vs Wisconsin (11/23/2024)
	100.0	Rutgers vs Illinois (11/23/2024)
	100.0	Illinois at Rutgers (11/23/2024)
	100.0	Iowa at Maryland (11/23/2024)
	100.0	Ohio St. vs Indiana (11/23/2024)
	100.0	Michigan St. vs Purdue (11/22/2024)
	100.0	Wisconsin vs Oregon (11/16/2024)
	100.0	Oregon at Wisconsin (11/16/2024)
	100.0	Rutgers at Maryland (11/16/2024)
	100.0	Nebraska at Southern California (11/16/2024)
	100.0	Illinois vs Michigan St. (11/16/2024)
	100.0	Michigan St. at Illinois (11/16/2024)
	100.0	Ohio St. at Northwestern (11/16/2024)
	100.0	Washington vs UCLA (11/15/2024)
	100.0	Oregon vs Maryland (11/09/2024)
	100.0	Maryland at Oregon (11/09/2024)
	100.0	Indiana vs Michigan (11/09/2024)
	100.0	Michigan at Indiana (11/09/2024)
	100.0	Ohio St. vs Purdue (11/09/2024)
	100.0	Rutgers vs Minnesota (11/09/2024)
	100.0	Minnesota at Rutgers (11/09/2024)
	100.0	Iowa at UCLA (11/08/2024)
	100.0	Wisconsin at Iowa (11/02/2024)
	100.0	Washington vs Southern California (11/02/2024)
	100.0	Indiana at Michigan St. (11/02/2024)
	100.0	Michigan St. vs Indiana (11/02/2024)
	100.0	Oregon at Michigan (11/02/2024)
	100.0	Michigan vs Oregon (11/02/2024)
	100.0	UCLA at Nebraska (11/02/2024)
	100.0	Purdue vs Northwestern (11/02/2024)
	100.0	Northwestern at Purdue (11/02/2024)
	100.0	Ohio St. at Penn St. (11/02/2024)
	100.0	Penn St. vs Ohio St. (11/02/2024)
	100.0	Minnesota at Illinois (11/02/2024)
	100.0	Michigan vs Michigan St. (10/26/2024)
	100.0	Wisconsin vs Penn St. (10/26/2024)
	100.0	Iowa vs Northwestern (10/26/2024)
	100.0	Minnesota vs Maryland (10/26/2024)
	100.0	Maryland at Minnesota (10/26/2024)
	100.0	Oregon vs Illinois (10/26/2024)
	100.0	Illinois at Oregon (10/26/2024)
	100.0	Nebraska at Ohio St. (10/26/2024)
	100.0	Indiana vs Washington (10/26/2024)
	100.0	Washington at Indiana (10/26/2024)
	100.0	Rutgers at Southern California (10/25/2024)
	100.0	Rutgers vs UCLA (10/19/2024)
	100.0	UCLA vs Minnesota (10/12/2024)
	100.0	Ohio St. at Oregon (10/12/2024)
	100.0	Purdue at Illinois (10/12/2024)
	100.0	Illinois vs Purdue (10/12/2024)



**2024-25 Big Ten Football
Team Highs
All games**

PAT KICKS ATTEMPTED	11	Indiana vs Western Ill. (09/06/2024)
PAT KICKS MADE	11	Indiana vs Western Ill. (09/06/2024)



**2024-25 Big Ten Football
Team Highs
All games**

PAT KICKS PCT	
100.0	Southern California at UCLA (11/23/2024)
100.0	UCLA vs Southern California (11/23/2024)
100.0	Michigan vs Northwestern (11/23/2024)
100.0	Minnesota vs Penn St. (11/23/2024)
100.0	Wisconsin at Nebraska (11/23/2024)
100.0	Nebraska vs Wisconsin (11/23/2024)
100.0	Rutgers vs Illinois (11/23/2024)
100.0	Iowa at Maryland (11/23/2024)
100.0	Maryland vs Iowa (11/23/2024)
100.0	Ohio St. vs Indiana (11/23/2024)
100.0	Indiana at Ohio St. (11/23/2024)
100.0	Michigan St. vs Purdue (11/22/2024)
100.0	Purdue at Michigan St. (11/22/2024)
100.0	Wisconsin vs Oregon (11/16/2024)
100.0	Oregon at Wisconsin (11/16/2024)
100.0	Rutgers at Maryland (11/16/2024)
100.0	Maryland vs Rutgers (11/16/2024)
100.0	Southern California vs Nebraska (11/16/2024)
100.0	Nebraska at Southern California (11/16/2024)
100.0	Penn St. at Purdue (11/16/2024)
100.0	Purdue vs Penn St. (11/16/2024)
100.0	Illinois vs Michigan St. (11/16/2024)
100.0	Northwestern vs Ohio St. (11/16/2024)
100.0	Ohio St. at Northwestern (11/16/2024)
100.0	Washington vs UCLA (11/15/2024)
100.0	UCLA at Washington (11/15/2024)
100.0	Penn St. vs Washington (11/09/2024)
100.0	Oregon vs Maryland (11/09/2024)
100.0	Maryland at Oregon (11/09/2024)
100.0	Indiana vs Michigan (11/09/2024)
100.0	Ohio St. vs Purdue (11/09/2024)
100.0	Rutgers vs Minnesota (11/09/2024)
100.0	UCLA vs Iowa (11/08/2024)
100.0	Iowa at UCLA (11/08/2024)
100.0	Wisconsin at Iowa (11/02/2024)
100.0	Iowa vs Wisconsin (11/02/2024)
100.0	Washington vs Southern California (11/02/2024)
100.0	Southern California at Washington (11/02/2024)
100.0	Indiana at Michigan St. (11/02/2024)
100.0	Michigan St. vs Indiana (11/02/2024)
100.0	Oregon at Michigan (11/02/2024)
100.0	Michigan vs Oregon (11/02/2024)
100.0	UCLA at Nebraska (11/02/2024)
100.0	Purdue vs Northwestern (11/02/2024)
100.0	Northwestern at Purdue (11/02/2024)
100.0	Ohio St. at Penn St. (11/02/2024)
100.0	Penn St. vs Ohio St. (11/02/2024)
100.0	Illinois vs Minnesota (11/02/2024)
100.0	Minnesota at Illinois (11/02/2024)
100.0	Michigan vs Michigan St. (10/26/2024)
100.0	Michigan St. at Michigan (10/26/2024)
100.0	Penn St. at Wisconsin (10/26/2024)
100.0	Wisconsin vs Penn St. (10/26/2024)
100.0	Iowa vs Northwestern (10/26/2024)
100.0	Northwestern at Iowa (10/26/2024)
100.0	Minnesota vs Maryland (10/26/2024)



**2024-25 Big Ten Football
Team Highs
All games**

2 POINTS PATS MADE	2	Purdue at Illinois (10/12/2024)
PUNTS	10	Purdue vs Notre Dame (09/14/2024)
LONGEST PUNT	74	Wisconsin at Southern California (09/28/2024)
YARDS PUNTED	428	Purdue vs Notre Dame (09/14/2024)
PUNTING AVG	57.0	Iowa vs Washington (10/12/2024)
PUNT RETURNS	6	Illinois vs Michigan St. (11/16/2024)
	6	Iowa vs Illinois St. (08/31/2024)
PUNT RETURN YARDS	111	Iowa vs Northwestern (10/26/2024)
PUNT RETURN AVG	54.5	Oregon vs Boise St. (09/07/2024)
LONGEST PUNT RETURN	85	Iowa vs Northwestern (10/26/2024)
	85	Oregon vs Boise St. (09/07/2024)
KICK RETURN	6	Southern California at Washington (11/02/2024)
	6	Iowa at Michigan St. (10/19/2024)
	6	Nebraska at Indiana (10/19/2024)
KICK RETURN YARDS	161	Northwestern at Washington (09/21/2024)
KICK RETURN AVERAGE	63.0	Michigan vs Northwestern (11/23/2024)
LONGEST KICK RETURN	100	Oregon vs Boise St. (09/07/2024)
KICK RETURN TDS	1	Oregon vs Boise St. (09/07/2024)
INTERCEPTIONS	3	Washington vs Southern California (11/02/2024)
	3	Indiana vs Nebraska (10/19/2024)
	3	Minnesota at UCLA (10/12/2024)
	3	Southern California vs Penn St. (10/12/2024)
	3	Minnesota vs Nevada (09/14/2024)
	3	Illinois vs Kansas (09/07/2024)
	3	Minnesota vs Rhode Island (09/07/2024)
INTERCEPTION RETURN YARDS	100	Michigan St. vs Prairie View (09/14/2024)
INTERCEPTION RETURN AVERAGE	100.0	Michigan St. vs Prairie View (09/14/2024)
LONGEST INTERCEPTION RETURN	100	Michigan St. vs Prairie View (09/14/2024)
INTERCEPTION RETURN TDS	1	Nebraska at Southern California (11/16/2024)
	1	UCLA at Nebraska (11/02/2024)
	1	Penn St. vs Ohio St. (11/02/2024)
	1	Penn St. at Wisconsin (10/26/2024)
	1	Northwestern at Iowa (10/26/2024)
	1	Minnesota vs Maryland (10/26/2024)
	1	Indiana vs Washington (10/26/2024)
	1	UCLA vs Oregon (09/28/2024)
	1	Southern California vs Wisconsin (09/28/2024)
	1	Nebraska at Purdue (09/28/2024)
	1	Michigan vs Southern California (09/21/2024)
	1	Michigan St. vs Prairie View (09/14/2024)
	1	Iowa vs Troy (09/14/2024)
	1	Nebraska vs Colorado (09/07/2024)
	1	Illinois vs Kansas (09/07/2024)
	1	Minnesota vs Rhode Island (09/07/2024)
	1	Indiana vs Western Ill. (09/06/2024)
	1	Michigan vs Fresno St. (08/31/2024)
	1	Ohio St. vs Akron (08/31/2024)
	1	Rutgers vs Howard (08/29/2024)
FUMBLES LOST	3	Maryland vs Northwestern (10/11/2024)
FUMBLES RECOVERED	3	Northwestern at Maryland (10/11/2024)
SACKED BY OPP	7	Michigan St. vs Indiana (11/02/2024)
	7	Illinois at Penn St. (09/28/2024)
QB SACKS	6	Rutgers vs Illinois (11/23/2024)
	6	UCLA at Washington (11/15/2024)
	6	Purdue vs Oregon (10/18/2024)
	6	Illinois at Nebraska (09/20/2024)



2024-25 Big Ten Football
Team Highs
All games

TURNOVERS COMMITTED	5	Nebraska at Indiana (10/19/2024)
TURNOVERS CAUSED	5	Indiana vs Nebraska (10/19/2024)
KICKS BLOCKED	2	Penn St. at Minnesota (11/23/2024)
	2	Michigan St. vs Indiana (11/02/2024)
	2	Nebraska vs Rutgers (10/05/2024)
	2	Nebraska at Purdue (09/28/2024)
	2	Washington vs Eastern Mich. (09/07/2024)
FIRST DOWNS	19	Penn St. vs Kent St. (09/21/2024)
1ST DOWN RUSHING	21	Rutgers vs Howard (08/29/2024)
1ST DOWN PASSING	24	Oregon vs Idaho (08/31/2024)
1ST DOWN BY PENALTY	8	Nebraska at Purdue (09/28/2024)
PENALTIES	16	Washington vs Washington St. (N) (09/14/2024)
PENALTIES YARDS	165	Purdue vs Nebraska (09/28/2024)



**2024-25 Big Ten Football
Opponent Highs
All games**

POINTS	66	Purdue vs Notre Dame (09/14/2024)
POINTS SCORED KICKING	20	Iowa at Michigan St. (10/19/2024)
TOUCHDOWNS	9	Purdue vs Notre Dame (09/14/2024)
TOTAL OFFENSE YARDS	589	Purdue at Wisconsin (10/05/2024)
TOTAL OFFENSE PLAYS	89	Southern California vs Rutgers (10/25/2024)
TOTAL OFFENSE YARDS/PLAY	9.2	Illinois vs Purdue (10/12/2024)
RUSHING YARDS	362	Purdue vs Notre Dame (09/14/2024)
RUSHING ATTEMPTS	58	Maryland vs Iowa (11/23/2024)
YARDS PER RUSH	8.2	Purdue vs Notre Dame (09/14/2024)
RUSHING TDS	6	Purdue vs Notre Dame (09/14/2024)
LONGEST RUSH	78	Washington at Penn St. (11/09/2024)
PASSING YARDS	400	Southern California vs Penn St. (10/12/2024)
PASSING ATTEMPTS	57	Rutgers at Maryland (11/16/2024)
PASSING TDS	4	Purdue vs Penn St. (11/16/2024)
	4	Michigan St. vs Indiana (11/02/2024)
	4	Maryland at Minnesota (10/26/2024)
	4	Rutgers vs UCLA (10/19/2024)
	4	Iowa at Ohio St. (10/05/2024)
	4	Nebraska vs Illinois (09/20/2024)
	4	UCLA vs Indiana (09/14/2024)
LONGEST PASS	77	Maryland vs Michigan St. (09/07/2024)
PASSES COMPLETED	39	Southern California at Maryland (10/19/2024)
HAD INTERCEPTED	3	Washington vs Southern California (11/02/2024)
	3	Indiana vs Nebraska (10/19/2024)
	3	Minnesota at UCLA (10/12/2024)
	3	Southern California vs Penn St. (10/12/2024)
	3	Minnesota vs Nevada (09/14/2024)
	3	Illinois vs Kansas (09/07/2024)
	3	Minnesota vs Rhode Island (09/07/2024)
PASS COMPLETION PCT	84.6	Indiana at Ohio St. (11/23/2024)
PASSING YARDS/ATTEMPT	13.8	Nebraska at Ohio St. (10/26/2024)
YARDS PER CATCH	20.8	Rutgers vs Illinois (11/23/2024)
FIELD GOAL ATTEMPTS	7	Iowa at Michigan St. (10/19/2024)
FIELD GOALS MADE	6	Iowa at Michigan St. (10/19/2024)
LONGEST FIELD GOAL	57	Iowa at UCLA (11/08/2024)
	57	Washington vs Eastern Mich. (09/07/2024)



2024-25 Big Ten Football
Opponent Highs
All games

FIELD GOAL PCT	
100.0	UCLA vs Southern California (11/23/2024)
100.0	Southern California at UCLA (11/23/2024)
100.0	Michigan vs Northwestern (11/23/2024)
100.0	Northwestern at Michigan (11/23/2024)
100.0	Penn St. at Minnesota (11/23/2024)
100.0	Minnesota vs Penn St. (11/23/2024)
100.0	Wisconsin at Nebraska (11/23/2024)
100.0	Illinois at Rutgers (11/23/2024)
100.0	Rutgers vs Illinois (11/23/2024)
100.0	Maryland vs Iowa (11/23/2024)
100.0	Indiana at Ohio St. (11/23/2024)
100.0	Purdue at Michigan St. (11/22/2024)
100.0	Oregon at Wisconsin (11/16/2024)
100.0	Wisconsin vs Oregon (11/16/2024)
100.0	Maryland vs Rutgers (11/16/2024)
100.0	Southern California vs Nebraska (11/16/2024)
100.0	Michigan St. at Illinois (11/16/2024)
100.0	Illinois vs Michigan St. (11/16/2024)
100.0	Northwestern vs Ohio St. (11/16/2024)
100.0	UCLA at Washington (11/15/2024)
100.0	Maryland at Oregon (11/09/2024)
100.0	Oregon vs Maryland (11/09/2024)
100.0	Michigan at Indiana (11/09/2024)
100.0	Indiana vs Michigan (11/09/2024)
100.0	Purdue at Ohio St. (11/09/2024)
100.0	Minnesota at Rutgers (11/09/2024)
100.0	Rutgers vs Minnesota (11/09/2024)
100.0	UCLA vs Iowa (11/08/2024)
100.0	Iowa vs Wisconsin (11/02/2024)
100.0	Southern California at Washington (11/02/2024)
100.0	Michigan St. vs Indiana (11/02/2024)
100.0	Indiana at Michigan St. (11/02/2024)
100.0	Michigan vs Oregon (11/02/2024)
100.0	Oregon at Michigan (11/02/2024)
100.0	Nebraska vs UCLA (11/02/2024)
100.0	Northwestern at Purdue (11/02/2024)
100.0	Purdue vs Northwestern (11/02/2024)
100.0	Penn St. vs Ohio St. (11/02/2024)
100.0	Ohio St. at Penn St. (11/02/2024)
100.0	Illinois vs Minnesota (11/02/2024)
100.0	Michigan St. at Michigan (10/26/2024)
100.0	Penn St. at Wisconsin (10/26/2024)
100.0	Northwestern at Iowa (10/26/2024)
100.0	Maryland at Minnesota (10/26/2024)
100.0	Minnesota vs Maryland (10/26/2024)
100.0	Illinois at Oregon (10/26/2024)
100.0	Oregon vs Illinois (10/26/2024)
100.0	Ohio St. vs Nebraska (10/26/2024)
100.0	Washington at Indiana (10/26/2024)
100.0	Indiana vs Washington (10/26/2024)
100.0	Southern California vs Rutgers (10/25/2024)
100.0	UCLA at Rutgers (10/19/2024)
100.0	Minnesota at UCLA (10/12/2024)
100.0	Oregon vs Ohio St. (10/12/2024)
100.0	Illinois vs Purdue (10/12/2024)
100.0	Purdue at Illinois (10/12/2024)



2024-25 Big Ten Football
Opponent Highs
All games

PAT KICKS ATTEMPTED	9	Purdue vs Notre Dame (09/14/2024)
PAT KICKS MADE	9	Purdue vs Notre Dame (09/14/2024)



2024-25 Big Ten Football
Opponent Highs
All games

PAT KICKS PCT	
	100.0 UCLA vs Southern California (11/23/2024)
	100.0 Southern California at UCLA (11/23/2024)
	100.0 Northwestern at Michigan (11/23/2024)
	100.0 Penn St. at Minnesota (11/23/2024)
	100.0 Nebraska vs Wisconsin (11/23/2024)
	100.0 Wisconsin at Nebraska (11/23/2024)
	100.0 Illinois at Rutgers (11/23/2024)
	100.0 Maryland vs Iowa (11/23/2024)
	100.0 Iowa at Maryland (11/23/2024)
	100.0 Indiana at Ohio St. (11/23/2024)
	100.0 Ohio St. vs Indiana (11/23/2024)
	100.0 Purdue at Michigan St. (11/22/2024)
	100.0 Michigan St. vs Purdue (11/22/2024)
	100.0 Oregon at Wisconsin (11/16/2024)
	100.0 Wisconsin vs Oregon (11/16/2024)
	100.0 Maryland vs Rutgers (11/16/2024)
	100.0 Rutgers at Maryland (11/16/2024)
	100.0 Nebraska at Southern California (11/16/2024)
	100.0 Southern California vs Nebraska (11/16/2024)
	100.0 Purdue vs Penn St. (11/16/2024)
	100.0 Penn St. at Purdue (11/16/2024)
	100.0 Michigan St. at Illinois (11/16/2024)
	100.0 Ohio St. at Northwestern (11/16/2024)
	100.0 Northwestern vs Ohio St. (11/16/2024)
	100.0 UCLA at Washington (11/15/2024)
	100.0 Washington vs UCLA (11/15/2024)
	100.0 Washington at Penn St. (11/09/2024)
	100.0 Maryland at Oregon (11/09/2024)
	100.0 Oregon vs Maryland (11/09/2024)
	100.0 Michigan at Indiana (11/09/2024)
	100.0 Purdue at Ohio St. (11/09/2024)
	100.0 Minnesota at Rutgers (11/09/2024)
	100.0 Iowa at UCLA (11/08/2024)
	100.0 UCLA vs Iowa (11/08/2024)
	100.0 Iowa vs Wisconsin (11/02/2024)
	100.0 Wisconsin at Iowa (11/02/2024)
	100.0 Southern California at Washington (11/02/2024)
	100.0 Washington vs Southern California (11/02/2024)
	100.0 Michigan St. vs Indiana (11/02/2024)
	100.0 Indiana at Michigan St. (11/02/2024)
	100.0 Michigan vs Oregon (11/02/2024)
	100.0 Oregon at Michigan (11/02/2024)
	100.0 Nebraska vs UCLA (11/02/2024)
	100.0 Northwestern at Purdue (11/02/2024)
	100.0 Purdue vs Northwestern (11/02/2024)
	100.0 Penn St. vs Ohio St. (11/02/2024)
	100.0 Ohio St. at Penn St. (11/02/2024)
	100.0 Minnesota at Illinois (11/02/2024)
	100.0 Illinois vs Minnesota (11/02/2024)
	100.0 Michigan St. at Michigan (10/26/2024)
	100.0 Michigan vs Michigan St. (10/26/2024)
	100.0 Wisconsin vs Penn St. (10/26/2024)
	100.0 Penn St. at Wisconsin (10/26/2024)
	100.0 Northwestern at Iowa (10/26/2024)
	100.0 Iowa vs Northwestern (10/26/2024)
	100.0 Maryland at Minnesota (10/26/2024)



2024-25 Big Ten Football
Opponent Highs
All games

2 POINTS PATS MADE	2	Illinois vs Purdue (10/12/2024)
	2	Rutgers at Virginia Tech (09/21/2024)
PUNTS	11	Ohio St. vs Western Mich. (09/07/2024)
LONGEST PUNT	74	Southern California vs Wisconsin (09/28/2024)
YARDS PUNTED	447	Ohio St. vs Western Mich. (09/07/2024)
PUNTING AVG	57.0	Washington at Iowa (10/12/2024)
PUNT RETURNS	6	Michigan St. at Illinois (11/16/2024)
PUNT RETURN YARDS	111	Northwestern at Iowa (10/26/2024)
PUNT RETURN AVG	77.0	Iowa vs Troy (09/14/2024)
LONGEST PUNT RETURN	85	Northwestern at Iowa (10/26/2024)
KICK RETURN	6	Washington vs Southern California (11/02/2024)
	6	Michigan St. vs Iowa (10/19/2024)
	6	Indiana vs Nebraska (10/19/2024)
	6	Indiana vs Charlotte (09/21/2024)
KICK RETURN YARDS	161	Washington vs Northwestern (09/21/2024)
KICK RETURN AVERAGE	63.0	Northwestern at Michigan (11/23/2024)
LONGEST KICK RETURN	96	Washington vs Northwestern (09/21/2024)



**2024-25 Big Ten Football
Opponent Highs
All games**

KICK RETURN TDS	<ul style="list-style-type: none"> 0 UCLA vs Southern California (11/23/2024) 0 Southern California at UCLA (11/23/2024) 0 Michigan vs Northwestern (11/23/2024) 0 Northwestern at Michigan (11/23/2024) 0 Penn St. at Minnesota (11/23/2024) 0 Minnesota vs Penn St. (11/23/2024) 0 Nebraska vs Wisconsin (11/23/2024) 0 Wisconsin at Nebraska (11/23/2024) 0 Illinois at Rutgers (11/23/2024) 0 Rutgers vs Illinois (11/23/2024) 0 Maryland vs Iowa (11/23/2024) 0 Iowa at Maryland (11/23/2024) 0 Indiana at Ohio St. (11/23/2024) 0 Ohio St. vs Indiana (11/23/2024) 0 Purdue at Michigan St. (11/22/2024) 0 Michigan St. vs Purdue (11/22/2024) 0 Oregon at Wisconsin (11/16/2024) 0 Wisconsin vs Oregon (11/16/2024) 0 Maryland vs Rutgers (11/16/2024) 0 Rutgers at Maryland (11/16/2024) 0 Nebraska at Southern California (11/16/2024) 0 Southern California vs Nebraska (11/16/2024) 0 Purdue vs Penn St. (11/16/2024) 0 Penn St. at Purdue (11/16/2024) 0 Michigan St. at Illinois (11/16/2024) 0 Illinois vs Michigan St. (11/16/2024) 0 Ohio St. at Northwestern (11/16/2024) 0 Northwestern vs Ohio St. (11/16/2024) 0 UCLA at Washington (11/15/2024) 0 Washington vs UCLA (11/15/2024) 0 Penn St. vs Washington (11/09/2024) 0 Washington at Penn St. (11/09/2024) 0 Maryland at Oregon (11/09/2024) 0 Oregon vs Maryland (11/09/2024) 0 Michigan at Indiana (11/09/2024) 0 Indiana vs Michigan (11/09/2024) 0 Ohio St. vs Purdue (11/09/2024) 0 Purdue at Ohio St. (11/09/2024) 0 Minnesota at Rutgers (11/09/2024) 0 Rutgers vs Minnesota (11/09/2024) 0 Iowa at UCLA (11/08/2024) 0 UCLA vs Iowa (11/08/2024) 0 Iowa vs Wisconsin (11/02/2024) 0 Wisconsin at Iowa (11/02/2024) 0 Southern California at Washington (11/02/2024) 0 Washington vs Southern California (11/02/2024) 0 Michigan St. vs Indiana (11/02/2024) 0 Indiana at Michigan St. (11/02/2024) 0 Michigan vs Oregon (11/02/2024) 0 Oregon at Michigan (11/02/2024) 0 UCLA at Nebraska (11/02/2024) 0 Nebraska vs UCLA (11/02/2024) 0 Northwestern at Purdue (11/02/2024) 0 Purdue vs Northwestern (11/02/2024) 0 Penn St. vs Ohio St. (11/02/2024) 0 Ohio St. at Penn St. (11/02/2024)
------------------------	--



**2024-25 Big Ten Football
Opponent Highs
All games**

INTERCEPTIONS	3	Southern California at Washington (11/02/2024)
	3	Nebraska at Indiana (10/19/2024)
	3	UCLA vs Minnesota (10/12/2024)
	3	Penn St. at Southern California (10/12/2024)
	3	Michigan St. at Boston College (09/21/2024)
	3	Michigan vs Arkansas St. (09/14/2024)
INTERCEPTION RETURN YARDS	96	Oregon at UCLA (09/28/2024)
INTERCEPTION RETURN AVERAGE	96.0	Oregon at UCLA (09/28/2024)
LONGEST INTERCEPTION RETURN	96	Oregon at UCLA (09/28/2024)
INTERCEPTION RETURN TDS	1	Southern California vs Nebraska (11/16/2024)
	1	Nebraska vs UCLA (11/02/2024)
	1	Ohio St. at Penn St. (11/02/2024)
	1	Wisconsin vs Penn St. (10/26/2024)
	1	Iowa vs Northwestern (10/26/2024)
	1	Maryland at Minnesota (10/26/2024)
	1	Washington at Indiana (10/26/2024)
	1	Oregon at UCLA (09/28/2024)
	1	Wisconsin at Southern California (09/28/2024)
	1	Purdue vs Nebraska (09/28/2024)
	1	Purdue at Oregon St. (09/21/2024)
	1	Southern California at Michigan (09/21/2024)
	1	Purdue vs Notre Dame (09/14/2024)
FUMBLES LOST	3	Northwestern at Maryland (10/11/2024)
FUMBLES RECOVERED	3	Maryland vs Northwestern (10/11/2024)
SACKED BY OPP	7	Michigan St. vs Indiana (11/02/2024)
	7	Illinois at Penn St. (09/28/2024)
QB SACKS	7	Michigan St. vs Fla. Atlantic (08/30/2024)
TURNOVERS COMMITTED	5	Indiana vs Nebraska (10/19/2024)
TURNOVERS CAUSED	5	Indiana vs Nebraska (10/19/2024)
KICKS BLOCKED	2	Minnesota vs Penn St. (11/23/2024)
	2	Indiana at Michigan St. (11/02/2024)
	2	Rutgers at Nebraska (10/05/2024)
	2	Purdue vs Nebraska (09/28/2024)
FIRST DOWNS	15	Rutgers at Southern California (10/25/2024)
1ST DOWN RUSHING	20	Purdue at Oregon St. (09/21/2024)
1ST DOWN PASSING	21	Southern California vs Penn St. (10/12/2024)
1ST DOWN BY PENALTY	8	Purdue vs Nebraska (09/28/2024)
PENALTIES	14	UCLA vs Indiana (09/14/2024)
PENALTIES YARDS	165	Nebraska at Purdue (09/28/2024)



2024-25 Big Ten Football
Team Lows
All games

TOTAL OFFENSE YARDS	112	Northwestern at Washington (09/21/2024)
TOTAL OFFENSE YARDS/PLAY	2.1	Northwestern at Washington (09/21/2024)
RUSHING YARDS	-36	Michigan St. vs Indiana (11/02/2024)
RUSHING ATTEMPTS	19	Purdue at Michigan St. (11/22/2024)
	19	Minnesota at Rutgers (11/09/2024)
YARDS PER RUSH	-1.1	Michigan St. vs Indiana (11/02/2024)
LONGEST RUSH	8	Purdue at Michigan St. (11/22/2024)
	8	Michigan at Indiana (11/09/2024)
PASSING ATTEMPTS	10	Iowa vs Wisconsin (11/02/2024)
PASSING YARDS	32	Michigan vs Southern California (09/21/2024)
YARDS PER COMPLETION	4.6	Michigan vs Southern California (09/21/2024)
PASSES COMPLETED	7	Iowa vs Wisconsin (11/02/2024)
	7	Purdue at Oregon St. (09/21/2024)
	7	Michigan vs Southern California (09/21/2024)
PASS COMPLETION PCT	29.6	Northwestern at Washington (09/21/2024)
LONGEST PASS	10	Michigan vs Southern California (09/21/2024)
FIRST DOWNS	0	Michigan at Washington (10/05/2024)
1ST DOWN RUSHING	0	Purdue at Michigan St. (11/22/2024)
1ST DOWN PASSING	0	Michigan vs Southern California (09/21/2024)



2024-25 Big Ten Football
Team Lows
All games

1ST DOWN BY PENALTY	0 Southern California at UCLA (11/23/2024) 0 UCLA vs Southern California (11/23/2024) 0 Northwestern at Michigan (11/23/2024) 0 Minnesota vs Penn St. (11/23/2024) 0 Ohio St. vs Indiana (11/23/2024) 0 Oregon at Wisconsin (11/16/2024) 0 Penn St. at Purdue (11/16/2024) 0 Michigan St. at Illinois (11/16/2024) 0 Ohio St. at Northwestern (11/16/2024) 0 Ohio St. vs Purdue (11/09/2024) 0 Michigan vs Oregon (11/02/2024) 0 Michigan St. at Michigan (10/26/2024) 0 Wisconsin vs Penn St. (10/26/2024) 0 Oregon vs Illinois (10/26/2024) 0 Washington at Indiana (10/26/2024) 0 Northwestern vs Wisconsin (10/19/2024) 0 Purdue vs Oregon (10/18/2024) 0 Ohio St. at Oregon (10/12/2024) 0 Illinois vs Purdue (10/12/2024) 0 Southern California vs Penn St. (10/12/2024) 0 Rutgers vs Wisconsin (10/12/2024) 0 Northwestern at Maryland (10/11/2024) 0 Iowa at Ohio St. (10/05/2024) 0 Ohio St. vs Iowa (10/05/2024) 0 Nebraska vs Rutgers (10/05/2024) 0 Indiana at Northwestern (10/05/2024) 0 UCLA at Penn St. (10/05/2024) 0 Michigan St. vs Ohio St. (09/28/2024) 0 Purdue vs Nebraska (09/28/2024) 0 Michigan St. at Boston College (09/21/2024) 0 Minnesota vs Iowa (09/21/2024) 0 Michigan vs Southern California (09/21/2024) 0 Southern California at Michigan (09/21/2024) 0 Maryland vs Villanova (09/21/2024) 0 Nebraska vs Illinois (09/20/2024) 0 Maryland at Virginia (09/14/2024) 0 Purdue vs Notre Dame (09/14/2024) 0 Washington vs Washington St. (N) (09/14/2024) 0 Michigan vs Arkansas St. (09/14/2024) 0 Ohio St. vs Western Mich. (09/07/2024) 0 Illinois vs Kansas (09/07/2024) 0 Iowa vs Iowa St. (09/07/2024) 0 Penn St. vs Bowling Green (09/07/2024) 0 Michigan vs Texas (09/07/2024) 0 Oregon vs Idaho (08/31/2024) 0 Indiana vs FIU (08/31/2024) 0 Penn St. at West Virginia (08/31/2024) 0 Purdue vs Indiana St. (08/31/2024)
PENALTIES	0 Purdue at Ohio St. (11/09/2024) 0 Michigan vs Michigan St. (10/26/2024) 0 Iowa vs Troy (09/14/2024)
PENALTIES YARDS	0 Purdue at Ohio St. (11/09/2024) 0 Michigan vs Michigan St. (10/26/2024) 0 Iowa vs Troy (09/14/2024)



2024-25 Big Ten Football
Opponent Lows
All games

TOTAL OFFENSE YARDS	66	Penn St. vs Kent St. (09/21/2024)
TOTAL OFFENSE YARDS/PLAY	1.5	Penn St. vs Kent St. (09/21/2024)
RUSHING YARDS	-36	Indiana at Michigan St. (11/02/2024)
RUSHING ATTEMPTS	13	Minnesota vs Rhode Island (09/07/2024)
YARDS PER RUSH	-1.1	Indiana at Michigan St. (11/02/2024)
LONGEST RUSH	6	Minnesota vs Rhode Island (09/07/2024)
PASSING ATTEMPTS	10	Wisconsin at Iowa (11/02/2024)
	10	Purdue vs Indiana St. (08/31/2024)
PASSING YARDS	18	Penn St. vs Kent St. (09/21/2024)
YARDS PER COMPLETION	4.6	Southern California at Michigan (09/21/2024)
PASSES COMPLETED	2	Penn St. vs Kent St. (09/21/2024)
PASS COMPLETION PCT	15.4	Penn St. vs Kent St. (09/21/2024)
LONGEST PASS	10	Southern California at Michigan (09/21/2024)
FIRST DOWNS	0	Washington vs Michigan (10/05/2024)
	0	Illinois vs Eastern Ill. (08/29/2024)
1ST DOWN RUSHING	0	Michigan St. vs Purdue (11/22/2024)
	0	Ohio St. vs Western Mich. (09/07/2024)
1ST DOWN PASSING	0	Southern California at Michigan (09/21/2024)



**2024-25 Big Ten Football
Opponent Lows
All games**

1ST DOWN BY PENALTY	<ul style="list-style-type: none"> 0 UCLA vs Southern California (11/23/2024) 0 Southern California at UCLA (11/23/2024) 0 Michigan vs Northwestern (11/23/2024) 0 Penn St. at Minnesota (11/23/2024) 0 Indiana at Ohio St. (11/23/2024) 0 Wisconsin vs Oregon (11/16/2024) 0 Purdue vs Penn St. (11/16/2024) 0 Illinois vs Michigan St. (11/16/2024) 0 Northwestern vs Ohio St. (11/16/2024) 0 Purdue at Ohio St. (11/09/2024) 0 Oregon at Michigan (11/02/2024) 0 Michigan vs Michigan St. (10/26/2024) 0 Penn St. at Wisconsin (10/26/2024) 0 Illinois at Oregon (10/26/2024) 0 Indiana vs Washington (10/26/2024) 0 Wisconsin at Northwestern (10/19/2024) 0 Oregon at Purdue (10/18/2024) 0 Oregon vs Ohio St. (10/12/2024) 0 Purdue at Illinois (10/12/2024) 0 Penn St. at Southern California (10/12/2024) 0 Wisconsin at Rutgers (10/12/2024) 0 Maryland vs Northwestern (10/11/2024) 0 Ohio St. vs Iowa (10/05/2024) 0 Iowa at Ohio St. (10/05/2024) 0 Rutgers at Nebraska (10/05/2024) 0 Northwestern vs Indiana (10/05/2024) 0 Penn St. vs UCLA (10/05/2024) 0 Ohio St. at Michigan St. (09/28/2024) 0 Nebraska at Purdue (09/28/2024) 0 Iowa at Minnesota (09/21/2024) 0 Southern California at Michigan (09/21/2024) 0 Rutgers at Virginia Tech (09/21/2024) 0 Michigan vs Southern California (09/21/2024) 0 Illinois at Nebraska (09/20/2024) 0 Iowa vs Troy (09/14/2024) 0 Wisconsin vs Alabama (09/14/2024) 0 Southern California vs Utah St. (09/07/2024) 0 Michigan vs Texas (09/07/2024) 0 Southern California vs LSU (N) (09/01/2024) 0 Nebraska vs UTEP (08/31/2024) 0 Wisconsin vs Western Mich. (08/30/2024)
PENALTIES	<ul style="list-style-type: none"> 0 Ohio St. vs Purdue (11/09/2024) 0 Michigan St. at Michigan (10/26/2024)
PENALTIES YARDS	<ul style="list-style-type: none"> 0 Ohio St. vs Purdue (11/09/2024) 0 Michigan St. at Michigan (10/26/2024)



INDIVIDUAL PLAYER GAME HIGHS

Points scored	
20	Jonathan Kim (Michigan St.) vs Iowa (10/19/2024)
18	Kalel Mullings (Michigan) vs Northwestern (11/23/2024)
18	Dante Dowdell (Nebraska) vs Wisconsin (11/23/2024)
18	Josh McCray (Illinois) vs Michigan St. (11/16/2024)
18	Kaleb Johnson (Iowa) vs Wisconsin (11/02/2024)
18	Kaleb Johnson (Iowa) vs Northwestern (10/26/2024)
18	Woody Marks (Southern California) vs Rutgers (10/25/2024)
18	Kyle Monangai (Rutgers) vs UCLA (10/19/2024)
18	Josh McCray (Illinois) vs Purdue (10/12/2024)
18	Tawee Walker (Wisconsin) at Rutgers (10/12/2024)
18	Kaleb Johnson (Iowa) vs Washington (10/12/2024)
18	Max Brosmer (Minnesota) vs Southern California (10/05/2024)
18	Emeka Egbuka (Ohio St.) vs Iowa (10/05/2024)
18	Tawee Walker (Wisconsin) vs Purdue (10/05/2024)
18	Kaleb Johnson (Iowa) at Minnesota (09/21/2024)
18	Darius Taylor (Minnesota) vs Nevada (09/14/2024)
18	Kyle Monangai (Rutgers) vs Akron (09/07/2024)
18	Jonah Coleman (Washington) vs Weber St. (08/31/2024)
Touchdowns	
3	Kalel Mullings (Michigan) vs Northwestern (11/23/2024)
3	Dante Dowdell (Nebraska) vs Wisconsin (11/23/2024)
3	Josh McCray (Illinois) vs Michigan St. (11/16/2024)
3	Kaleb Johnson (Iowa) vs Wisconsin (11/02/2024)
3	Kaleb Johnson (Iowa) vs Northwestern (10/26/2024)
3	Woody Marks (Southern California) vs Rutgers (10/25/2024)
3	Kyle Monangai (Rutgers) vs UCLA (10/19/2024)
3	Josh McCray (Illinois) vs Purdue (10/12/2024)
3	Tawee Walker (Wisconsin) at Rutgers (10/12/2024)
3	Kaleb Johnson (Iowa) vs Washington (10/12/2024)
3	Max Brosmer (Minnesota) vs Southern California (10/05/2024)
3	Emeka Egbuka (Ohio St.) vs Iowa (10/05/2024)
3	Tawee Walker (Wisconsin) vs Purdue (10/05/2024)
3	Kaleb Johnson (Iowa) at Minnesota (09/21/2024)
3	Darius Taylor (Minnesota) vs Nevada (09/14/2024)
3	Kyle Monangai (Rutgers) vs Akron (09/07/2024)
3	Jonah Coleman (Washington) vs Weber St. (08/31/2024)
TD responsibility	
5	Ethan Garbers (UCLA) at Rutgers (10/19/2024) [1r,4p]
5	Will Howard (Ohio St.) vs Iowa (10/05/2024) [1r,4p]
Points scored kicking	
20	Jonathan Kim (Michigan St.) vs Iowa (10/19/2024) [6fg,2pat]
Total offense yards	
439	Luke Altmyer (Illinois) vs Purdue (10/12/2024) [60r,379p]
431	Ethan Garbers (UCLA) at Rutgers (10/19/2024) [48r,383p]
Total offense plays	
65	Billy Edwards Jr. (Maryland) vs Northwestern (10/11/2024) [14r,51p]
62	Billy Edwards Jr. (Maryland) vs Rutgers (11/16/2024) [7r,55p]
Total offense yards/play	
39	Makai Lemon (Southern California) at UCLA (11/23/2024) [39-1]
36	Jordan Burch (Oregon) vs Maryland (11/09/2024) [36-1]
36	Tanner Arkin (Illinois) vs Michigan (10/19/2024) [36-1]
Rushing yards	
208	Kyle Monangai (Rutgers) vs Akron (09/07/2024)



**2024-25 Big Ten Football
Conference Individual Game Highs
All games**

206	Kaleb Johnson (Iowa) at Minnesota (09/21/2024)
Rushing attempts	
35	Kaleb Johnson (Iowa) at Maryland (11/23/2024)
29	Justice Ellison (Indiana) vs Washington (10/26/2024)
Yards per rush	
36	Jordan Burch (Oregon) vs Maryland (11/09/2024) [36-1]
36	Tanner Arkin (Illinois) vs Michigan (10/19/2024) [36-1]
Rushing TDs	
3	Kalel Mullings (Michigan) vs Northwestern (11/23/2024)
3	Dante Dowdell (Nebraska) vs Wisconsin (11/23/2024)
3	Josh McCray (Illinois) vs Michigan St. (11/16/2024)
3	Kaleb Johnson (Iowa) vs Wisconsin (11/02/2024)
3	Kaleb Johnson (Iowa) vs Northwestern (10/26/2024)
3	Woody Marks (Southern California) vs Rutgers (10/25/2024)
3	Kyle Monangai (Rutgers) vs UCLA (10/19/2024)
3	Tawee Walker (Wisconsin) at Rutgers (10/12/2024)
3	Max Brosmer (Minnesota) vs Southern California (10/05/2024)
3	Tawee Walker (Wisconsin) vs Purdue (10/05/2024)
3	Kaleb Johnson (Iowa) at Minnesota (09/21/2024)
3	Kyle Monangai (Rutgers) vs Akron (09/07/2024)
3	Jonah Coleman (Washington) vs Weber St. (08/31/2024)
Longest rush	
86	Quinshon Judkins (Ohio St.) vs Marshall (09/21/2024)
80	Darius Taylor (Minnesota) vs Nevada (09/14/2024)
Passing yards	
391	Drew Allar (Penn St.) at Southern California (10/12/2024)
383	Ethan Garbers (UCLA) at Rutgers (10/19/2024)
Passing attempts	
55	Billy Edwards Jr. (Maryland) vs Rutgers (11/16/2024)
51	Billy Edwards Jr. (Maryland) vs Northwestern (10/11/2024)
51	Miller Moss (Southern California) at Michigan (09/21/2024)
Passing TDs	
4	Kurtis Rourke (Indiana) at Michigan St. (11/02/2024)
4	Max Brosmer (Minnesota) vs Maryland (10/26/2024)
4	Ethan Garbers (UCLA) at Rutgers (10/19/2024)
4	Will Howard (Ohio St.) vs Iowa (10/05/2024)
4	Luke Altmyer (Illinois) at Nebraska (09/20/2024)
4	Kurtis Rourke (Indiana) at UCLA (09/14/2024)
4	Will Rogers (Washington) vs Eastern Mich. (09/07/2024)
4	Hudson Card (Purdue) vs Indiana St. (08/31/2024)
4	Luke Altmyer (Illinois) vs Eastern Ill. (08/29/2024)
Longest pass	
77	Aidan Chiles (Michigan St.) at Maryland (09/07/2024)
75	Billy Edwards Jr. (Maryland) vs UConn (08/31/2024)
Passes completed	
41	Dillon Gabriel (Oregon) vs Idaho (08/31/2024)
39	Billy Edwards Jr. (Maryland) vs Southern California (10/19/2024)
Had intercepted	
3	Miller Moss (Southern California) at Washington (11/02/2024)
3	Dylan Raiola (Nebraska) at Indiana (10/19/2024)
3	Ethan Garbers (UCLA) vs Minnesota (10/12/2024)
3	Drew Allar (Penn St.) at Southern California (10/12/2024)
3	Aidan Chiles (Michigan St.) at Boston College (09/21/2024)
3	Davis Warren (Michigan) vs Arkansas St. (09/14/2024)
Pass completion pct	



**2024-25 Big Ten Football
Conference Individual Game Highs
All games**

100	Makai Lemon (Southern California) at UCLA (11/23/2024) [1-1]
100	Ryan Browne (Purdue) vs Northwestern (11/02/2024) [3-3]
100	Shamar Rigby (Purdue) vs Northwestern (11/02/2024) [1-1]
100	Beau Pribula (Penn St.) vs Ohio St. (11/02/2024) [1-1]
100	Donovan Edwards (Michigan) vs Michigan St. (10/26/2024) [1-1]
100	Austin Novosad (Oregon) vs Illinois (10/26/2024) [2-2]
100	Tyler Warren (Penn St.) at Southern California (10/12/2024) [1-1]
100	Demond Williams Jr. (Washington) vs Michigan (10/05/2024) [2-2]
100	Brendan Sullivan (Iowa) at Ohio St. (10/05/2024) [1-1]
100	Brian Buschini (Nebraska) vs Rutgers (10/05/2024) [1-1]
100	Ryan Browne (Purdue) at Wisconsin (10/05/2024) [1-1]
100	Mabrey Mettauer (Wisconsin) vs Purdue (10/05/2024) [1-1]
100	Dante Moore (Oregon) vs Michigan St. (10/04/2024) [1-1]
100	Tommy Schuster (Michigan St.) at Oregon (10/04/2024) [5-5]
100	Demond Williams Jr. (Washington) at Rutgers (09/27/2024) [1-1]
100	Demond Williams Jr. (Washington) vs Northwestern (09/21/2024) [2-2]
100	Tyler Warren (Penn St.) vs Kent St. (09/21/2024) [1-1]
100	Mike Wright (Northwestern) vs Eastern Ill. (09/14/2024) [1-1]
100	Heinrich Haarberg (Nebraska) vs UNI (09/14/2024) [3-3]
100	Justyn Martin (UCLA) vs Indiana (09/14/2024) [1-1]
100	Brendan Sullivan (Iowa) vs Troy (09/14/2024) [1-1]
100	Dante Moore (Oregon) at Oregon St. (09/14/2024) [3-3]
100	Tyler Van Dyke (Wisconsin) vs Alabama (09/14/2024) [5-5]
100	Julian Sayin (Ohio St.) vs Western Mich. (09/07/2024) [2-2]
100	Devin Brown (Ohio St.) vs Western Mich. (09/07/2024) [5-5]
100	Demond Williams Jr. (Washington) vs Eastern Mich. (09/07/2024) [3-3]
100	Alberto Mendoza (Indiana) vs Western Ill. (09/06/2024) [1-1]
100	Tayven Jackson (Indiana) vs Western Ill. (09/06/2024) [3-3]
100	Heinrich Haarberg (Nebraska) vs UTEP (08/31/2024) [5-5]
100	Beau Pribula (Penn St.) at West Virginia (08/31/2024) [1-1]
Pass yards/attempt	
39	Makai Lemon (Southern California) at UCLA (11/23/2024) [39-1]
Pass yards/catch	
39	Makai Lemon (Southern California) at UCLA (11/23/2024) [39-1]
Receiving yards	
224	Tyler Warren (Penn St.) at Southern California (10/12/2024)
197	Pat Bryant (Illinois) at Rutgers (11/23/2024)
Receptions	
17	Tyler Warren (Penn St.) at Southern California (10/12/2024)
14	Tai Felton (Maryland) vs Villanova (09/21/2024)
Yards per catch	
136	Tyler Warren (Penn St.) at Southern California (10/12/2024) [17-224]
131	Pat Bryant (Illinois) at Rutgers (11/23/2024) [7-197]
Receiving TDs	
3	Emeka Egbuka (Ohio St.) vs Iowa (10/05/2024)
2	Bryson Green (Wisconsin) at Nebraska (11/23/2024)
2	Tai Felton (Maryland) vs Iowa (11/23/2024)
2	Carnell Tate (Ohio St.) at Northwestern (11/16/2024)
2	Dymere Miller (Rutgers) vs Minnesota (11/09/2024)
2	Elijah Sarratt (Indiana) at Michigan St. (11/02/2024)
2	Colston Loveland (Michigan) vs Michigan St. (10/26/2024)
2	Daniel Jackson (Minnesota) vs Maryland (10/26/2024)
2	Elijah Spencer (Minnesota) vs Maryland (10/26/2024)
2	A.J. Henning (Northwestern) vs Indiana (10/05/2024)
2	Trech Kekahuna (Wisconsin) vs Purdue (10/05/2024)
2	Tez Johnson (Oregon) at UCLA (09/28/2024)



**2024-25 Big Ten Football
Conference Individual Game Highs
All games**

2	Ja'Kobi Lane (Southern California) vs Wisconsin (09/28/2024)
2	Denzel Boston (Washington) at Rutgers (09/27/2024)
2	Denzel Boston (Washington) vs Northwestern (09/21/2024)
2	Pat Bryant (Illinois) at Nebraska (09/20/2024)
2	Isaiah Neyor (Nebraska) vs Illinois (09/20/2024)
2	Ke'Shawn Williams (Indiana) at UCLA (09/14/2024)
2	Pat Bryant (Illinois) vs Central Mich. (09/14/2024)
2	Denzel Boston (Washington) vs Eastern Mich. (09/07/2024)
2	Tez Johnson (Oregon) vs Idaho (08/31/2024)
2	Jeremiah Smith (Ohio St.) vs Akron (08/31/2024)
2	Tai Felton (Maryland) vs UConn (08/31/2024)
2	Harrison Wallace III (Penn St.) at West Virginia (08/31/2024)
2	Reece Vander Zee (Iowa) vs Illinois St. (08/31/2024)
2	Pat Bryant (Illinois) vs Eastern Ill. (08/29/2024)
Longest reception	
77	Nick Marsh (Michigan St.) at Maryland (09/07/2024)
75	Tai Felton (Maryland) vs UConn (08/31/2024)
Field goal attempts	
7	Jonathan Kim (Michigan St.) vs Iowa (10/19/2024)
5	Drew Stevens (Iowa) at Maryland (11/23/2024)
Field goals made	
6	Jonathan Kim (Michigan St.) vs Iowa (10/19/2024)
5	Drew Stevens (Iowa) at Maryland (11/23/2024)
Longest field goal	
59	Ethan Moczulski (Illinois) vs Central Mich. (09/14/2024)
57	Mateen Bhaghani (UCLA) vs Iowa (11/08/2024)
Field goal pct	
100	Mateen Bhaghani (UCLA) vs Southern California (11/23/2024) [2-2]
100	Michael Lantz (Southern California) at UCLA (11/23/2024) [4-4]
100	Dominic Zvada (Michigan) vs Northwestern (11/23/2024) [2-2]
100	Luke Akers (Northwestern) at Michigan (11/23/2024) [2-2]
100	Dragan Kesich (Minnesota) vs Penn St. (11/23/2024) [3-3]
100	Ryan Barker (Penn St.) at Minnesota (11/23/2024) [2-2]
100	John Hohl (Nebraska) vs Wisconsin (11/23/2024) [3-3]
100	Jayden Fielding (Ohio St.) vs Indiana (11/23/2024) [1-1]
100	Drew Stevens (Iowa) at Maryland (11/23/2024) [5-5]
100	David Olano (Illinois) at Rutgers (11/23/2024) [1-1]
100	Jai Patel (Rutgers) vs Illinois (11/23/2024) [1-1]
100	Jonathan Kim (Michigan St.) vs Purdue (11/22/2024) [1-1]
100	Atticus Sappington (Oregon) at Wisconsin (11/16/2024) [3-3]
100	Nathanial Vakos (Wisconsin) vs Oregon (11/16/2024) [2-2]
100	Jai Patel (Rutgers) at Maryland (11/16/2024) [1-1]
100	John Hohl (Nebraska) at Southern California (11/16/2024) [2-2]
100	David Olano (Illinois) vs Michigan St. (11/16/2024) [1-1]
100	Jonathan Kim (Michigan St.) at Illinois (11/16/2024) [1-1]
100	Jayden Fielding (Ohio St.) at Northwestern (11/16/2024) [1-1]
100	Grady Gross (Washington) vs UCLA (11/15/2024) [1-1]
100	Jack Howes (Maryland) at Oregon (11/09/2024) [1-1]
100	Atticus Sappington (Oregon) vs Maryland (11/09/2024) [1-1]
100	Nicolas Radicic (Indiana) vs Michigan (11/09/2024) [2-2]
100	Dominic Zvada (Michigan) at Indiana (11/09/2024) [3-3]
100	Jayden Fielding (Ohio St.) vs Purdue (11/09/2024) [1-1]
100	Dragan Kesich (Minnesota) at Rutgers (11/09/2024) [2-2]
100	Jai Patel (Rutgers) vs Minnesota (11/09/2024) [1-1]
100	Drew Stevens (Iowa) at UCLA (11/08/2024) [1-1]
100	Nathanial Vakos (Wisconsin) at Iowa (11/02/2024) [1-1]



2024-25 Big Ten Football
Conference Individual Game Highs
All games

100 Grady Gross (Washington) vs Southern California (11/02/2024) [2-2]
100 Nicolas Radicic (Indiana) at Michigan St. (11/02/2024) [1-1]
100 Jonathan Kim (Michigan St.) vs Indiana (11/02/2024) [1-1]
100 Dominic Zvada (Michigan) vs Oregon (11/02/2024) [1-1]
100 Atticus Sappington (Oregon) at Michigan (11/02/2024) [1-1]
100 Mateen Bhaghani (UCLA) at Nebraska (11/02/2024) [2-2]
100 Luke Akers (Northwestern) at Purdue (11/02/2024) [2-2]
100 Spencer Porath (Purdue) vs Northwestern (11/02/2024) [2-2]
100 Jayden Fielding (Ohio St.) at Penn St. (11/02/2024) [2-2]
100 Ryan Barker (Penn St.) vs Ohio St. (11/02/2024) [2-2]
100 David Olano (Illinois) vs Minnesota (11/02/2024) [1-1]
100 Dragan Kesich (Minnesota) at Illinois (11/02/2024) [4-4]
100 Dominic Zvada (Michigan) vs Michigan St. (10/26/2024) [1-1]
100 Nathaniel Vakos (Wisconsin) vs Penn St. (10/26/2024) [2-2]
100 Jack Howes (Maryland) at Minnesota (10/26/2024) [1-1]
100 Dragan Kesich (Minnesota) vs Maryland (10/26/2024) [2-2]
100 Drew Stevens (Iowa) vs Northwestern (10/26/2024) [1-1]
100 David Olano (Illinois) at Oregon (10/26/2024) [1-1]
100 Andrew Boyle (Oregon) vs Illinois (10/26/2024) [1-1]
100 Nicolas Radicic (Indiana) vs Washington (10/26/2024) [1-1]
100 Grady Gross (Washington) at Indiana (10/26/2024) [1-1]
100 John Hohl (Nebraska) at Ohio St. (10/26/2024) [3-3]
100 Jai Patel (Rutgers) at Southern California (10/25/2024) [2-2]
100 Jai Patel (Rutgers) vs UCLA (10/19/2024) [2-2]
100 Mateen Bhaghani (UCLA) vs Minnesota (10/12/2024) [1-1]
100 Jayden Fielding (Ohio St.) at Oregon (10/12/2024) [1-1]
100 David Olano (Illinois) vs Purdue (10/12/2024) [3-3]
100 Spencer Porath (Purdue) at Illinois (10/12/2024) [2-2]
100 Ryan Barker (Penn St.) at Southern California (10/12/2024) [4-4]
100 Drew Stevens (Iowa) vs Washington (10/12/2024) [4-4]
100 Luke Akers (Northwestern) at Maryland (10/11/2024) [3-3]
100 Dragan Kesich (Minnesota) vs Southern California (10/05/2024) [1-1]
100 Dominic Zvada (Michigan) at Washington (10/05/2024) [1-1]
100 Nicolas Radicic (Indiana) at Northwestern (10/05/2024) [2-2]
100 Jack Olsen (Northwestern) vs Indiana (10/05/2024) [1-1]
100 Mateen Bhaghani (UCLA) at Penn St. (10/05/2024) [1-1]
100 Ryan Barker (Penn St.) vs UCLA (10/05/2024) [2-2]
100 Spencer Porath (Purdue) at Wisconsin (10/05/2024) [2-2]
100 Nathaniel Vakos (Wisconsin) vs Purdue (10/05/2024) [1-1]
100 Jonathan Kim (Michigan St.) at Oregon (10/04/2024) [1-1]
100 Andrew Boyle (Oregon) vs Michigan St. (10/04/2024) [1-1]
100 Mateen Bhaghani (UCLA) vs Oregon (09/28/2024) [2-2]
100 Atticus Sappington (Oregon) at UCLA (09/28/2024) [2-2]
100 Jayden Fielding (Ohio St.) at Michigan St. (09/28/2024) [1-1]
100 Michael Lantz (Southern California) vs Wisconsin (09/28/2024) [1-1]
100 Dominic Zvada (Michigan) vs Minnesota (09/28/2024) [2-2]
100 Jonathan Kim (Michigan St.) at Boston College (09/21/2024) [4-4]
100 Drew Stevens (Iowa) at Minnesota (09/21/2024) [1-1]
100 Jack Olsen (Northwestern) at Washington (09/21/2024) [1-1]
100 Michael Lantz (Southern California) at Michigan (09/21/2024) [1-1]
100 Mateen Bhaghani (UCLA) at LSU (09/21/2024) [1-1]
100 Nicolas Radicic (Indiana) vs Charlotte (09/21/2024) [1-1]
100 Jack Howes (Maryland) vs Villanova (09/21/2024) [1-1]
100 David Olano (Illinois) at Nebraska (09/20/2024) [1-1]
100 Tristan Alvano (Nebraska) vs UNI (09/14/2024) [2-2]
100 Jonathan Kim (Michigan St.) vs Prairie View (09/14/2024) [2-2]
100 Drew Stevens (Iowa) vs Troy (09/14/2024) [1-1]



**2024-25 Big Ten Football
Conference Individual Game Highs
All games**

- 100 Atticus Sappington (Oregon) at Oregon St. (09/14/2024) [2-2]
- 100 Grady Gross (Washington) vs Washington St. (N) (09/14/2024) [4-4]
- 100 Ethan Moczulski (Illinois) vs Central Mich. (09/14/2024) [1-1]
- 100 Michael Lantz (Southern California) vs Utah St. (09/07/2024) [2-2]
- 100 Atticus Sappington (Oregon) vs Boise St. (09/07/2024) [1-1]
- 100 David Olano (Illinois) vs Kansas (09/07/2024) [3-3]
- 100 Jonathan Kim (Michigan St.) at Maryland (09/07/2024) [2-2]
- 100 Drew Stevens (Iowa) vs Iowa St. (09/07/2024) [2-2]
- 100 Nathaniel Vakos (Wisconsin) vs South Dakota (09/07/2024) [2-2]
- 100 Grady Gross (Washington) vs Eastern Mich. (09/07/2024) [1-1]
- 100 Dominic Zvada (Michigan) vs Texas (09/07/2024) [2-2]
- 100 Sander Sahaydak (Penn St.) vs Bowling Green (09/07/2024) [2-2]
- 100 Dominic Zvada (Michigan) vs Fresno St. (08/31/2024) [3-3]
- 100 Nicolas Radicic (Indiana) vs FIU (08/31/2024) [1-1]
- 100 Jayden Fielding (Ohio St.) vs Akron (08/31/2024) [1-1]
- 100 Tristan Alvano (Nebraska) vs UTEP (08/31/2024) [1-1]
- 100 Mateen Bhaghani (UCLA) at Hawaii (08/31/2024) [3-3]
- 100 Jack Howes (Maryland) vs UConn (08/31/2024) [3-3]
- 100 Drew Stevens (Iowa) vs Illinois St. (08/31/2024) [2-2]
- 100 David Olano (Illinois) vs Eastern Ill. (08/29/2024) [1-1]
- 100 Jai Patel (Rutgers) vs Howard (08/29/2024) [1-1]

PAT kicks attempted

- 11 Nicolas Radicic (Indiana) vs Western Ill. (09/06/2024)

PAT kicks made

- 11 Nicolas Radicic (Indiana) vs Western Ill. (09/06/2024)

PAT kicks pct

- 100 Mateen Bhaghani (UCLA) vs Southern California (11/23/2024) [1-1]
- 100 Michael Lantz (Southern California) at UCLA (11/23/2024) [1-1]
- 100 Charlie Mentzer (Michigan) vs Northwestern (11/23/2024) [1-1]
- 100 Dominic Zvada (Michigan) vs Northwestern (11/23/2024) [5-5]
- 100 Dragan Kesich (Minnesota) vs Penn St. (11/23/2024) [2-2]
- 100 John Hohl (Nebraska) vs Wisconsin (11/23/2024) [5-5]
- 100 Nathaniel Vakos (Wisconsin) at Nebraska (11/23/2024) [2-2]
- 100 Nicolas Radicic (Indiana) at Ohio St. (11/23/2024) [1-1]
- 100 Jayden Fielding (Ohio St.) vs Indiana (11/23/2024) [5-5]
- 100 Drew Stevens (Iowa) at Maryland (11/23/2024) [2-2]
- 100 Jack Howes (Maryland) vs Iowa (11/23/2024) [1-1]
- 100 Jai Patel (Rutgers) vs Illinois (11/23/2024) [4-4]
- 100 Jonathan Kim (Michigan St.) vs Purdue (11/22/2024) [3-3]
- 100 Ben Freehill (Purdue) at Michigan St. (11/22/2024) [2-2]
- 100 Atticus Sappington (Oregon) at Wisconsin (11/16/2024) [1-1]
- 100 Nathaniel Vakos (Wisconsin) vs Oregon (11/16/2024) [1-1]
- 100 Jack Howes (Maryland) vs Rutgers (11/16/2024) [2-2]
- 100 Jai Patel (Rutgers) at Maryland (11/16/2024) [4-4]
- 100 John Hohl (Nebraska) at Southern California (11/16/2024) [2-2]
- 100 Michael Lantz (Southern California) vs Nebraska (11/16/2024) [4-4]
- 100 Ryan Barker (Penn St.) at Purdue (11/16/2024) [7-7]
- 100 Ben Freehill (Purdue) vs Penn St. (11/16/2024) [1-1]
- 100 David Olano (Illinois) vs Michigan St. (11/16/2024) [5-5]
- 100 Luke Akers (Northwestern) vs Ohio St. (11/16/2024) [1-1]
- 100 Jayden Fielding (Ohio St.) at Northwestern (11/16/2024) [4-4]
- 100 Mateen Bhaghani (UCLA) at Washington (11/15/2024) [1-1]
- 100 Grady Gross (Washington) vs UCLA (11/15/2024) [4-4]
- 100 Ryan Barker (Penn St.) vs Washington (11/09/2024) [5-5]
- 100 Jack Howes (Maryland) at Oregon (11/09/2024) [1-1]
- 100 Andrew Boyle (Oregon) vs Maryland (11/09/2024) [2-2]



2024-25 Big Ten Football
Conference Individual Game Highs
All games

100 Atticus Sappington (Oregon) vs Maryland (11/09/2024) [2-2]
100 Nicolas Radicic (Indiana) vs Michigan (11/09/2024) [2-2]
100 Jayden Fielding (Ohio St.) vs Purdue (11/09/2024) [6-6]
100 Jai Patel (Rutgers) vs Minnesota (11/09/2024) [3-3]
100 Mateen Bhaghani (UCLA) vs Iowa (11/08/2024) [2-2]
100 Drew Stevens (Iowa) at UCLA (11/08/2024) [2-2]
100 Drew Stevens (Iowa) vs Wisconsin (11/02/2024) [6-6]
100 Nathaniel Vakos (Wisconsin) at Iowa (11/02/2024) [1-1]
100 Michael Lantz (Southern California) at Washington (11/02/2024) [3-3]
100 Grady Gross (Washington) vs Southern California (11/02/2024) [2-2]
100 Nicolas Radicic (Indiana) at Michigan St. (11/02/2024) [6-6]
100 Jonathan Kim (Michigan St.) vs Indiana (11/02/2024) [1-1]
100 Dominic Zvada (Michigan) vs Oregon (11/02/2024) [2-2]
100 Andrew Boyle (Oregon) at Michigan (11/02/2024) [2-2]
100 Atticus Sappington (Oregon) at Michigan (11/02/2024) [3-3]
100 Mateen Bhaghani (UCLA) at Nebraska (11/02/2024) [3-3]
100 Luke Akers (Northwestern) at Purdue (11/02/2024) [2-2]
100 Spencer Porath (Purdue) vs Northwestern (11/02/2024) [2-2]
100 Jayden Fielding (Ohio St.) at Penn St. (11/02/2024) [2-2]
100 Ryan Barker (Penn St.) vs Ohio St. (11/02/2024) [1-1]
100 David Olano (Illinois) vs Minnesota (11/02/2024) [2-2]
100 Dragan Kesich (Minnesota) at Illinois (11/02/2024) [1-1]
100 Dominic Zvada (Michigan) vs Michigan St. (10/26/2024) [1-1]
100 Jonathan Kim (Michigan St.) at Michigan (10/26/2024) [2-2]
100 Ryan Barker (Penn St.) at Wisconsin (10/26/2024) [4-4]
100 Nathaniel Vakos (Wisconsin) vs Penn St. (10/26/2024) [1-1]
100 Jack Howes (Maryland) at Minnesota (10/26/2024) [2-2]
100 Dragan Kesich (Minnesota) vs Maryland (10/26/2024) [6-6]
100 Drew Stevens (Iowa) vs Northwestern (10/26/2024) [5-5]
100 Luke Akers (Northwestern) at Iowa (10/26/2024) [2-2]
100 Andrew Boyle (Oregon) vs Illinois (10/26/2024) [1-1]
100 Atticus Sappington (Oregon) vs Illinois (10/26/2024) [4-4]
100 Nicolas Radicic (Indiana) vs Washington (10/26/2024) [4-4]
100 Grady Gross (Washington) at Indiana (10/26/2024) [2-2]
100 Jayden Fielding (Ohio St.) vs Nebraska (10/26/2024) [3-3]
100 Michael Lantz (Southern California) vs Rutgers (10/25/2024) [6-6]
100 Drew Stevens (Iowa) at Michigan St. (10/19/2024) [2-2]
100 Jonathan Kim (Michigan St.) vs Iowa (10/19/2024) [2-2]
100 Jack Howes (Maryland) vs Southern California (10/19/2024) [3-3]
100 Michael Lantz (Southern California) at Maryland (10/19/2024) [4-4]
100 David Olano (Illinois) vs Michigan (10/19/2024) [1-1]
100 Dominic Zvada (Michigan) at Illinois (10/19/2024) [1-1]
100 Nicolas Radicic (Indiana) vs Nebraska (10/19/2024) [8-8]
100 John Hohl (Nebraska) at Indiana (10/19/2024) [1-1]
100 Mateen Bhaghani (UCLA) at Rutgers (10/19/2024) [5-5]
100 Jai Patel (Rutgers) vs UCLA (10/19/2024) [2-2]
100 Nathaniel Vakos (Wisconsin) at Northwestern (10/19/2024) [3-3]
100 Andrew Boyle (Oregon) at Purdue (10/18/2024) [1-1]
100 Atticus Sappington (Oregon) at Purdue (10/18/2024) [4-4]
100 Mateen Bhaghani (UCLA) vs Minnesota (10/12/2024) [2-2]
100 Dragan Kesich (Minnesota) at UCLA (10/12/2024) [3-3]
100 Jayden Fielding (Ohio St.) at Oregon (10/12/2024) [4-4]
100 Andrew Boyle (Oregon) vs Ohio St. (10/12/2024) [1-1]
100 Atticus Sappington (Oregon) vs Ohio St. (10/12/2024) [1-1]
100 David Olano (Illinois) vs Purdue (10/12/2024) [5-5]
100 Spencer Porath (Purdue) at Illinois (10/12/2024) [3-3]
100 Ryan Barker (Penn St.) at Southern California (10/12/2024) [3-3]



2024-25 Big Ten Football
Conference Individual Game Highs
All games

100 Michael Lantz (Southern California) vs Penn St. (10/12/2024) [3-3]
100 Jai Patel (Rutgers) vs Wisconsin (10/12/2024) [1-1]
100 Nathaniel Vakos (Wisconsin) at Rutgers (10/12/2024) [6-6]
100 Drew Stevens (Iowa) vs Washington (10/12/2024) [4-4]
100 Grady Gross (Washington) at Iowa (10/12/2024) [1-1]
100 Jack Howes (Maryland) vs Northwestern (10/11/2024) [1-1]
100 Luke Akers (Northwestern) at Maryland (10/11/2024) [4-4]
100 Dragan Kesich (Minnesota) vs Southern California (10/05/2024) [3-3]
100 Michael Lantz (Southern California) at Minnesota (10/05/2024) [2-2]
100 Dominic Zvada (Michigan) at Washington (10/05/2024) [2-2]
100 Grady Gross (Washington) vs Michigan (10/05/2024) [3-3]
100 Drew Stevens (Iowa) at Ohio St. (10/05/2024) [1-1]
100 Jayden Fielding (Ohio St.) vs Iowa (10/05/2024) [5-5]
100 John Hohl (Nebraska) vs Rutgers (10/05/2024) [2-2]
100 Jai Patel (Rutgers) at Nebraska (10/05/2024) [1-1]
100 Nicolas Radicic (Indiana) at Northwestern (10/05/2024) [5-5]
100 Jack Olsen (Northwestern) vs Indiana (10/05/2024) [3-3]
100 Ryan Barker (Penn St.) vs UCLA (10/05/2024) [3-3]
100 Nathaniel Vakos (Wisconsin) vs Purdue (10/05/2024) [7-7]
100 Jonathan Kim (Michigan St.) at Oregon (10/04/2024) [1-1]
100 Andrew Boyle (Oregon) vs Michigan St. (10/04/2024) [1-1]
100 Atticus Sappington (Oregon) vs Michigan St. (10/04/2024) [3-3]
100 Mateen Bhaghani (UCLA) vs Oregon (09/28/2024) [1-1]
100 David Olano (Illinois) at Penn St. (09/28/2024) [1-1]
100 Sander Sahaydak (Penn St.) vs Illinois (09/28/2024) [2-2]
100 Ryan Barker (Penn St.) vs Illinois (09/28/2024) [1-1]
100 Jonathan Kim (Michigan St.) vs Ohio St. (09/28/2024) [1-1]
100 Jayden Fielding (Ohio St.) at Michigan St. (09/28/2024) [5-5]
100 Michael Lantz (Southern California) vs Wisconsin (09/28/2024) [5-5]
100 Nathaniel Vakos (Wisconsin) at Southern California (09/28/2024) [3-3]
100 Nicolas Radicic (Indiana) vs Maryland (09/28/2024) [6-6]
100 Jack Howes (Maryland) at Indiana (09/28/2024) [4-4]
100 John Hohl (Nebraska) at Purdue (09/28/2024) [4-4]
100 Spencer Porath (Purdue) vs Nebraska (09/28/2024) [1-1]
100 Dominic Zvada (Michigan) vs Minnesota (09/28/2024) [3-3]
100 Dragan Kesich (Minnesota) at Michigan (09/28/2024) [3-3]
100 Jai Patel (Rutgers) vs Washington (09/27/2024) [3-3]
100 Grady Gross (Washington) at Rutgers (09/27/2024) [1-1]
100 Jonathan Kim (Michigan St.) at Boston College (09/21/2024) [1-1]
100 Drew Stevens (Iowa) at Minnesota (09/21/2024) [4-4]
100 Dragan Kesich (Minnesota) vs Iowa (09/21/2024) [2-2]
100 Spencer Porath (Purdue) at Oregon St. (09/21/2024) [3-3]
100 Grady Gross (Washington) vs Northwestern (09/21/2024) [3-3]
100 Jai Patel (Rutgers) at Virginia Tech (09/21/2024) [3-3]
100 Michael Lantz (Southern California) at Michigan (09/21/2024) [3-3]
100 Sander Sahaydak (Penn St.) vs Kent St. (09/21/2024) [7-7]
100 Ryan Barker (Penn St.) vs Kent St. (09/21/2024) [1-1]
100 Mateen Bhaghani (UCLA) at LSU (09/21/2024) [2-2]
100 Nicolas Radicic (Indiana) vs Charlotte (09/21/2024) [7-7]
100 Austin Snyder (Ohio St.) vs Marshall (09/21/2024) [2-2]
100 Jayden Fielding (Ohio St.) vs Marshall (09/21/2024) [5-5]
100 Jack Howes (Maryland) vs Villanova (09/21/2024) [5-5]
100 David Olano (Illinois) at Nebraska (09/20/2024) [4-4]
100 John Hohl (Nebraska) vs Illinois (09/20/2024) [3-3]
100 Jack Howes (Maryland) at Virginia (09/14/2024) [3-3]
100 Jack Olsen (Northwestern) vs Eastern Ill. (09/14/2024) [4-4]
100 Tristan Alvano (Nebraska) vs UNI (09/14/2024) [3-3]



**2024-25 Big Ten Football
Conference Individual Game Highs
All games**

100	John Hohl (Nebraska) vs UNI (09/14/2024) [1-1]
100	Mateen Bhaghani (UCLA) vs Indiana (09/14/2024) [1-1]
100	Nicolas Radicic (Indiana) at UCLA (09/14/2024) [6-6]
100	Spencer Porath (Purdue) vs Notre Dame (09/14/2024) [1-1]
100	Tarik Ahmetbasic (Michigan St.) vs Prairie View (09/14/2024) [1-1]
100	Drew Stevens (Iowa) vs Troy (09/14/2024) [5-5]
100	Dragan Kesich (Minnesota) vs Nevada (09/14/2024) [3-3]
100	Atticus Sappington (Oregon) at Oregon St. (09/14/2024) [5-5]
100	Grady Gross (Washington) vs Washington St. (N) (09/14/2024) [1-1]
100	Dominic Zvada (Michigan) vs Arkansas St. (09/14/2024) [4-4]
100	David Olano (Illinois) vs Central Mich. (09/14/2024) [3-3]
100	Nathanial Vakos (Wisconsin) vs Alabama (09/14/2024) [1-1]
100	Michael Lantz (Southern California) vs Utah St. (09/07/2024) [6-6]
100	Austin Snyder (Ohio St.) vs Western Mich. (09/07/2024) [1-1]
100	Jayden Fielding (Ohio St.) vs Western Mich. (09/07/2024) [7-7]
100	Tristan Alvano (Nebraska) vs Colorado (09/07/2024) [4-4]
100	David Olano (Illinois) vs Kansas (09/07/2024) [2-2]
100	Jack Howes (Maryland) vs Michigan St. (09/07/2024) [3-3]
100	Jonathan Kim (Michigan St.) at Maryland (09/07/2024) [3-3]
100	Drew Stevens (Iowa) vs Iowa St. (09/07/2024) [1-1]
100	Nathanial Vakos (Wisconsin) vs South Dakota (09/07/2024) [3-3]
100	Grady Gross (Washington) vs Eastern Mich. (09/07/2024) [3-3]
100	Jai Patel (Rutgers) vs Akron (09/07/2024) [7-7]
100	Sander Sahaydak (Penn St.) vs Bowling Green (09/07/2024) [4-4]
100	Dragan Kesich (Minnesota) vs Rhode Island (09/07/2024) [6-6]
100	Jack Olsen (Northwestern) vs Duke (09/06/2024) [2-2]
100	Nicolas Radicic (Indiana) vs Western Ill. (09/06/2024) [11-11]
100	Michael Lantz (Southern California) vs LSU (N) (09/01/2024) [3-3]
100	Grady Gross (Washington) vs Weber St. (08/31/2024) [5-5]
100	Dominic Zvada (Michigan) vs Fresno St. (08/31/2024) [3-3]
100	Atticus Sappington (Oregon) vs Idaho (08/31/2024) [3-3]
100	Nicolas Radicic (Indiana) vs FIU (08/31/2024) [4-4]
100	Jayden Fielding (Ohio St.) vs Akron (08/31/2024) [7-7]
100	Jack Olsen (Northwestern) vs Miami (OH) (08/31/2024) [1-1]
100	Tristan Alvano (Nebraska) vs UTEP (08/31/2024) [5-5]
100	Blake Glessner (UCLA) at Hawaii (08/31/2024) [1-1]
100	Spencer Porath (Purdue) vs Indiana St. (08/31/2024) [7-7]
100	Gavin Marshall (Maryland) vs UConn (08/31/2024) [1-1]
100	Sander Sahaydak (Penn St.) at West Virginia (08/31/2024) [4-4]
100	Drew Stevens (Iowa) vs Illinois St. (08/31/2024) [4-4]
100	Nathanial Vakos (Wisconsin) vs Western Mich. (08/30/2024) [2-2]
100	Jonathan Kim (Michigan St.) vs Fla. Atlantic (08/30/2024) [2-2]
100	Dragan Kesich (Minnesota) vs North Carolina (08/29/2024) [2-2]
100	David Olano (Illinois) vs Eastern Ill. (08/29/2024) [6-6]
100	Jai Patel (Rutgers) vs Howard (08/29/2024) [5-5]
Punts	
10	Keelan Crimmins (Purdue) vs Notre Dame (09/14/2024)
9	Jakob Anderson (Rutgers) vs Wisconsin (10/12/2024)
9	Rhys Dakin (Iowa) vs Iowa St. (09/07/2024)
Yards punted	
428	Keelan Crimmins (Purdue) vs Notre Dame (09/14/2024) [10-428]
377	Jakob Anderson (Rutgers) vs Wisconsin (10/12/2024) [9-377]
Longest punt	
74	Atticus Bertrams (Wisconsin) at Southern California (09/28/2024)
Punting avg	
57	Rhys Dakin (Iowa) vs Washington (10/12/2024) [114-2]



**2024-25 Big Ten Football
Conference Individual Game Highs
All games**

Punt returns	
6	Hank Beatty (Illinois) vs Michigan St. (11/16/2024)
5	Kaden Wetjen (Iowa) vs Illinois St. (08/31/2024)
Punt return yards	
111	Kaden Wetjen (Iowa) vs Northwestern (10/26/2024)
109	Tez Johnson (Oregon) vs Boise St. (09/07/2024)
Longest punt return	
85	Kaden Wetjen (Iowa) vs Northwestern (10/26/2024)
85	Tez Johnson (Oregon) vs Boise St. (09/07/2024)
Punt return avg	
54.5	Tez Johnson (Oregon) vs Boise St. (09/07/2024) [109-2]
41	Koi Perich (Minnesota) at Michigan (09/28/2024) [82-2]
Kick returns	
5	Joseph Himon II (Northwestern) at Michigan (11/23/2024)
5	Kaden Wetjen (Iowa) at Michigan St. (10/19/2024)
Kick return yards	
150	Joseph Himon II (Northwestern) at Washington (09/21/2024)
145	Kaden Wetjen (Iowa) at Michigan St. (10/19/2024)
Kick return avg	
63	Jordan Marshall (Michigan) vs Northwestern (11/23/2024) [63-1]
60	Noah Whittington (Oregon) vs Boise St. (09/07/2024) [120-2]
Longest kick return	
100	Noah Whittington (Oregon) vs Boise St. (09/07/2024)
96	Joseph Himon II (Northwestern) at Washington (09/21/2024)
Kick return TDs	
1	Jayden Limar (Oregon) vs Boise St. (09/07/2024)
Combined PR/KR yards	
176	Kaden Wetjen (Iowa) vs Northwestern (10/26/2024) [111pr,65kr]
150	Joseph Himon II (Northwestern) at Washington (09/21/2024) [0pr,150kr]
Interceptions	
2	Carson Schwesinger (UCLA) vs Iowa (11/08/2024)
2	Carson Bruener (Washington) vs Southern California (11/02/2024)
2	Amare Ferrell (Indiana) at Michigan St. (11/02/2024)
2	D'Angelo Ponds (Indiana) vs Washington (10/26/2024)
2	Koi Perich (Minnesota) at UCLA (10/12/2024)
2	Kyndrich Breedlove (Purdue) at Wisconsin (10/05/2024)
2	Kerry Brown (Minnesota) vs Nevada (09/14/2024)
2	Xavier Scott (Illinois) vs Kansas (09/07/2024)
Interception return yds	
100	Charles Brantley (Michigan St.) vs Prairie View (09/14/2024)
96	Bryan Addison (UCLA) vs Oregon (09/28/2024)
Interception return avg	
100	Charles Brantley (Michigan St.) vs Prairie View (09/14/2024) [100-1]
96	Bryan Addison (UCLA) vs Oregon (09/28/2024) [96-1]
Longest interception rtn	
100	Charles Brantley (Michigan St.) vs Prairie View (09/14/2024)
96	Bryan Addison (UCLA) vs Oregon (09/28/2024)
All-purpose yards	
256	Makai Lemon (Southern California) vs Rutgers (10/25/2024)
228	Tyler Warren (Penn St.) at Southern California (10/12/2024)
Tackles	
17	Carson Schwesinger (UCLA) at Washington (11/15/2024) [10-7]
Sacks	
3	Russell Davis II (Washington) vs UCLA (11/15/2024) [0-3]



2024-25 Big Ten Football
Conference Individual Game Highs
All games

3	Aaron Graves (Iowa) vs Illinois St. (08/31/2024) [0-3]
Tackles for loss	
4.5	Mikail Kamara (Indiana) at Michigan St. (11/02/2024) [3-3]
4.5	Carson Schwesinger (UCLA) vs Minnesota (10/12/2024) [4-1]



2024-25 Big Ten Football
Conference Individual Game Highs
All games

200-Yard Rushing Performances

- 208 Kyle Monangai (Rutgers) vs Akron (09/07/2024)
- 206 Kaleb Johnson (Iowa) at Minnesota (09/21/2024)

100-Yard Rushing Performances

- 208 Kyle Monangai (Rutgers) vs Akron (09/07/2024)
- 206 Kaleb Johnson (Iowa) at Minnesota (09/21/2024)
- 198 Tawee Walker (Wisconsin) at Rutgers (10/12/2024)
- 187 Kaleb Johnson (Iowa) vs Iowa St. (09/07/2024)
- 173 Quinshon Judkins (Ohio St.) vs Marshall (09/21/2024)
- 173 Kaleb Johnson (Iowa) vs Troy (09/14/2024)
- 168 Devin Mockobee (Purdue) at Oregon St. (09/21/2024)
- 166 Kaleb Johnson (Iowa) vs Washington (10/12/2024)
- 166 Jordan James (Oregon) vs Michigan St. (10/04/2024)
- 165 Kyle Monangai (Rutgers) vs Howard (08/29/2024)
- 164 Kaleb Johnson (Iowa) at Maryland (11/23/2024)
- 159 Kalel Mullings (Michigan) vs Southern California (09/21/2024)
- 153 Kalel Mullings (Michigan) vs Arkansas St. (09/14/2024)
- 148 Jonah Coleman (Washington) at Rutgers (09/27/2024)
- 146 Woody Marks (Southern California) vs Nebraska (11/16/2024)
- 144 Darius Taylor (Minnesota) vs Southern California (10/05/2024)
- 135 Kaleb Johnson (Iowa) vs Wisconsin (11/02/2024)
- 134 Woody Marks (Southern California) at Minnesota (10/05/2024)
- 132 Kyle Monangai (Rutgers) vs Washington (09/27/2024)
- 131 Darius Taylor (Minnesota) at Illinois (11/02/2024)
- 127 Jonah Coleman (Washington) vs Weber St. (08/31/2024)
- 126 Tawee Walker (Wisconsin) at Northwestern (10/19/2024)
- 125 T.J. Harden (UCLA) vs Iowa (11/08/2024)
- 124 Darius Taylor (Minnesota) vs Nevada (09/14/2024)
- 123 Woody Marks (Southern California) at Washington (11/02/2024)
- 123 Justice Ellison (Indiana) vs Washington (10/26/2024)
- 122 Kyle Monangai (Rutgers) vs Illinois (11/23/2024)
- 121 Jordan James (Oregon) at Wisconsin (11/16/2024)
- 119 Nicholas Singleton (Penn St.) vs Bowling Green (09/07/2024)
- 119 Kaleb Johnson (Iowa) vs Illinois St. (08/31/2024)
- 118 Nate Carter (Michigan St.) at Michigan (10/26/2024)
- 118 Ryan Browne (Purdue) at Illinois (10/12/2024)
- 117 Jordan James (Oregon) at Michigan (11/02/2024)
- 117 Roman Hemby (Maryland) at Indiana (09/28/2024)
- 117 Justice Ellison (Indiana) vs Western Ill. (09/06/2024)
- 115 Jordan James (Oregon) vs Ohio St. (10/12/2024)
- 114 Kamari Moulton (Iowa) at Maryland (11/23/2024)
- 114 Nicholas Singleton (Penn St.) at West Virginia (08/31/2024)
- 113 Emmett Johnson (Nebraska) vs Wisconsin (11/23/2024)
- 111 Woody Marks (Southern California) vs Penn St. (10/12/2024)
- 111 Kalel Mullings (Michigan) vs Minnesota (09/28/2024)
- 109 Kaleb Johnson (Iowa) vs Northwestern (10/26/2024)
- 108 Quinshon Judkins (Ohio St.) vs Western Mich. (09/07/2024)
- 108 Kaden Feagin (Illinois) vs Eastern Ill. (08/29/2024)
- 106 Kyle Monangai (Rutgers) vs UCLA (10/19/2024)
- 105 Justice Ellison (Indiana) vs Nebraska (10/19/2024)
- 104 Jonah Coleman (Washington) vs Southern California (11/02/2024)
- 104 Jonah Coleman (Washington) at Indiana (10/26/2024)
- 104 Jonah Coleman (Washington) vs Eastern Mich. (09/07/2024)
- 103 Jordan James (Oregon) at UCLA (09/28/2024)
- 103 Woody Marks (Southern California) vs Utah St. (09/07/2024)
- 102 Devin Mockobee (Purdue) at Illinois (10/12/2024)



**2024-25 Big Ten Football
Conference Individual Game Highs
All games**

- 102 Kaytron Allen (Penn St.) vs Illinois (09/28/2024)
- 102 Jordan James (Oregon) vs Boise St. (09/07/2024)
- 101 Kaytron Allen (Penn St.) vs Bowling Green (09/07/2024)
- 101 Kay'Ron Lynch-Adams (Michigan St.) vs Fla. Atlantic (08/30/2024)
- 100 Woody Marks (Southern California) at Michigan (09/21/2024)

Number of 100-Yard Rushing Performances

- 8 Kaleb Johnson, Iowa
- 6 Jordan James, Oregon
- 6 Woody Marks, Southern California
- 5 Kyle Monangai, Rutgers
- 5 Jonah Coleman, Washington
- 3 Kalel Mullings, Michigan
- 3 Darius Taylor, Minnesota
- 3 Justice Ellison, Indiana
- 2 Tawee Walker, Wisconsin
- 2 Quinshon Judkins, Ohio St.
- 2 Devin Mockobee, Purdue
- 2 Nicholas Singleton, Penn St.
- 2 Kaytron Allen, Penn St.
- 1 T.J. Harden, UCLA
- 1 Nate Carter, Michigan St.
- 1 Ryan Browne, Purdue
- 1 Roman Hemby, Maryland
- 1 Kamari Moulton, Iowa
- 1 Emmett Johnson, Nebraska
- 1 Kaden Feagin, Illinois
- 1 Kay'Ron Lynch-Adams, Michigan St.

500-Yard Passing Performances

400-Yard Passing Performances

300-Yard Passing Performances

- 391 Drew Allar (Penn St.) at Southern California (10/12/2024)
- 383 Ethan Garbers (UCLA) at Rutgers (10/19/2024)
- 380 Kurtis Rourke (Indiana) at Northwestern (10/05/2024)
- 380 Dillon Gabriel (Oregon) vs Idaho (08/31/2024)
- 379 Luke Altmeyer (Illinois) vs Purdue (10/12/2024)
- 378 Miller Moss (Southern California) vs LSU (N) (09/01/2024)
- 373 Billy Edwards Jr. (Maryland) vs Southern California (10/19/2024)
- 363 Aidan Chiles (Michigan St.) at Maryland (09/07/2024)
- 359 Braedyn Locke (Wisconsin) vs Purdue (10/05/2024)
- 359 Kurtis Rourke (Indiana) vs Maryland (09/28/2024)
- 342 Hudson Card (Purdue) at Michigan St. (11/22/2024)
- 341 Dillon Gabriel (Oregon) vs Ohio St. (10/12/2024)
- 336 Miller Moss (Southern California) at Maryland (10/19/2024)
- 335 Billy Edwards Jr. (Maryland) vs Rutgers (11/16/2024)
- 328 Billy Edwards Jr. (Maryland) vs Villanova (09/21/2024)
- 326 Will Howard (Ohio St.) at Oregon (10/12/2024)
- 320 Max Brosmer (Minnesota) vs Maryland (10/26/2024)
- 314 Will Rogers (Washington) vs Washington St. (N) (09/14/2024)
- 313 Athan Kaliakmanis (Rutgers) at Southern California (10/25/2024)
- 311 Billy Edwards Jr. (Maryland) vs UConn (08/31/2024)
- 309 Drew Allar (Penn St.) vs Kent St. (09/21/2024)
- 308 Miller Moss (Southern California) vs Rutgers (10/25/2024)
- 308 Miller Moss (Southern California) vs Wisconsin (09/28/2024)
- 307 Kurtis Rourke (Indiana) at UCLA (09/14/2024)
- 306 Will Rogers (Washington) at Rutgers (09/27/2024)

Number of 300-Yard Passing Performances



**2024-25 Big Ten Football
Conference Individual Game Highs
All games**

- 4 Miller Moss, Southern California
- 4 Billy Edwards Jr., Maryland
- 3 Kurtis Rourke, Indiana
- 2 Drew Allar, Penn St.
- 2 Dillon Gabriel, Oregon
- 2 Will Rogers, Washington
- 1 Ethan Garbers, UCLA
- 1 Luke Altmyer, Illinois
- 1 Aidan Chiles, Michigan St.
- 1 Braedyn Locke, Wisconsin
- 1 Hudson Card, Purdue
- 1 Will Howard, Ohio St.
- 1 Max Brosmer, Minnesota
- 1 Athan Kaliakmanis, Rutgers

200-Yard Receiving Performances

- 224 Tyler Warren (Penn St.) at Southern California (10/12/2024)

100-Yard Receiving Performances

- 224 Tyler Warren (Penn St.) at Southern California (10/12/2024)
- 197 Pat Bryant (Illinois) at Rutgers (11/23/2024)
- 194 Nick Marsh (Michigan St.) at Maryland (09/07/2024)
- 178 Tai Felton (Maryland) vs UConn (08/31/2024)
- 162 Giles Jackson (Washington) vs Washington St. (N) (09/14/2024)
- 157 Tai Felton (Maryland) vs Villanova (09/21/2024)
- 152 Tai Felton (Maryland) vs Michigan St. (09/07/2024)
- 149 Traeshon Holden (Oregon) at Michigan (11/02/2024)
- 149 Evan Stewart (Oregon) vs Ohio St. (10/12/2024)
- 146 Tyler Warren (Penn St.) vs Bowling Green (09/07/2024)
- 138 Jacob Gill (Iowa) at UCLA (11/08/2024)
- 137 Vinny Anthony II (Wisconsin) at Nebraska (11/23/2024)
- 137 Elijah Sarratt (Indiana) vs Western Ill. (09/06/2024)
- 135 Pat Bryant (Illinois) vs Michigan St. (11/16/2024)
- 135 Elijah Sarratt (Indiana) at Northwestern (10/05/2024)
- 134 Makai Lemon (Southern California) vs Rutgers (10/25/2024)
- 134 Trech Kekahuna (Wisconsin) vs Purdue (10/05/2024)
- 133 Max Klare (Purdue) at Illinois (10/12/2024)
- 131 Dymere Miller (Rutgers) at Southern California (10/25/2024)
- 131 Omar Cooper Jr. (Indiana) vs Western Ill. (09/06/2024)
- 128 Bryce Kirtz (Northwestern) vs Indiana (10/05/2024)
- 128 Elijah Sarratt (Indiana) vs Maryland (09/28/2024)
- 127 Tyler Warren (Penn St.) at Purdue (11/16/2024)
- 125 Denzel Boston (Washington) at Rutgers (09/27/2024)
- 123 Bryce Kirtz (Northwestern) at Maryland (10/11/2024)
- 121 Tez Johnson (Oregon) at UCLA (09/28/2024)
- 121 Denzel Boston (Washington) vs Northwestern (09/21/2024)
- 121 Isaiah Neyor (Nebraska) vs UTEP (08/31/2024)
- 119 Jeremiah Smith (Ohio St.) vs Western Mich. (09/07/2024)
- 117 J.Michael Sturdivant (UCLA) vs Southern California (11/23/2024)
- 117 Daniel Jackson (Minnesota) vs Maryland (10/26/2024)
- 117 Emeka Egbuka (Ohio St.) vs Marshall (09/21/2024)
- 117 Tai Felton (Maryland) at Virginia (09/14/2024)
- 117 A.J. Henning (Northwestern) vs Eastern Ill. (09/14/2024)
- 117 Harrison Wallace III (Penn St.) at West Virginia (08/31/2024)
- 116 Omari Evans (Penn St.) vs Kent St. (09/21/2024)
- 114 Keegan Jones (UCLA) at Rutgers (10/19/2024)
- 113 Nick Marsh (Michigan St.) vs Iowa (10/19/2024)
- 112 Colston Loveland (Michigan) vs Oregon (11/02/2024)



**2024-25 Big Ten Football
Conference Individual Game Highs
All games**

112	Daniel Jackson (Minnesota) vs Iowa (09/21/2024)
112	Evan Stewart (Oregon) vs Boise St. (09/07/2024)
111	Kaden Prather (Maryland) vs Southern California (10/19/2024)
110	Ian Strong (Rutgers) at Virginia Tech (09/21/2024)
110	Tez Johnson (Oregon) at Oregon St. (09/14/2024)
107	Dymere Miller (Rutgers) at Maryland (11/16/2024)
107	J.Michael Sturdivant (UCLA) vs Minnesota (10/12/2024)
107	Liam Clifford (Penn St.) vs UCLA (10/05/2024)
105	Ja'Kobi Lane (Southern California) vs Wisconsin (09/28/2024)
104	Tai Felton (Maryland) at Minnesota (10/26/2024)
104	Moliki Matavao (UCLA) at Rutgers (10/19/2024)
104	Pat Bryant (Illinois) vs Purdue (10/12/2024)
102	Tyler Warren (Penn St.) at Minnesota (11/23/2024)
102	Zachariah Branch (Southern California) at Washington (11/02/2024)
102	Tez Johnson (Oregon) vs Illinois (10/26/2024)
102	Carnell Tate (Ohio St.) vs Nebraska (10/26/2024)
102	Pat Bryant (Illinois) vs Central Mich. (09/14/2024)
102	Rico Flores Jr. (UCLA) at Hawaii (08/31/2024)
100	Jeremiah Smith (Ohio St.) at Northwestern (11/16/2024)
100	Montorie Foster Jr. (Michigan St.) vs Iowa (10/19/2024)
100	Jeremiah Smith (Ohio St.) at Oregon (10/12/2024)

Number of 100-Yard Receiving Performances

5	Tai Felton, Maryland
4	Tyler Warren, Penn St.
4	Pat Bryant, Illinois
3	Elijah Sarratt, Indiana
3	Tez Johnson, Oregon
3	Jeremiah Smith, Ohio St.
2	Nick Marsh, Michigan St.
2	Evan Stewart, Oregon
2	Dymere Miller, Rutgers
2	Bryce Kirtz, Northwestern
2	Denzel Boston, Washington
2	J.Michael Sturdivant, UCLA
2	Daniel Jackson, Minnesota
1	Giles Jackson, Washington
1	Traeshon Holden, Oregon
1	Jacob Gill, Iowa
1	Vinny Anthony II, Wisconsin
1	Makai Lemon, Southern California
1	Trech Kekahuna, Wisconsin
1	Max Klare, Purdue
1	Omar Cooper Jr., Indiana
1	Isaiah Neyor, Nebraska
1	Emeka Egbuka, Ohio St.
1	A.J. Henning, Northwestern
1	Harrison Wallace III, Penn St.
1	Omari Evans, Penn St.
1	Keegan Jones, UCLA
1	Colston Loveland, Michigan
1	Kaden Prather, Maryland
1	Ian Strong, Rutgers
1	Liam Clifford, Penn St.
1	Ja'Kobi Lane, Southern California
1	Moliki Matavao, UCLA
1	Zachariah Branch, Southern California



**2024-25 Big Ten Football
Conference Individual Game Highs
All games**

-
- | | |
|---|-----------------------------------|
| 1 | Carnell Tate, Ohio St. |
| 1 | Rico Flores Jr., UCLA |
| 1 | Montorie Foster Jr., Michigan St. |



**2024-25 Big Ten Football
Conference Statistical Ranking Comparison
All games**

Team	Offense				Defense			
	Rushing	Passing	Total Off.	Scoring	Rushing	Passing	Total Def.	Scoring
Illinois	9	12	10	7	16	10	14	11
Indiana	5	5	5	1	1	7	2	4
Iowa	1	18	12	5	7	8	6	5
Maryland	15	1	6	10	12	17	16	17
Michigan	8	17	17	13	3	12	8	10
Michigan St.	14	10	13	15	8	9	9	13
Minnesota	16	11	14	9	10	6	5	6
Nebraska	12	9	11	11	6	11	10	7
Northwestern	17	16	18	18	11	14	13	15
Ohio St.	3	4	3	2	2	1	1	1
Oregon	6	3	1	3	9	3	4	3
Penn St.	2	7	2	4	4	4	3	2
Purdue	13	15	16	17	18	16	18	18
Rutgers	4	13	8	8	14	15	17	13
Southern California	10	2	4	6	13	13	15	9
UCLA	18	8	15	16	4	18	12	16
Washington	11	6	7	14	15	2	7	7
Wisconsin	7	14	9	12	17	5	11	12

Team	Kick ret.	Punt ret.	Interceptions	Sacks	TFL	Turnover Mar.
Illinois	14	1	15	4	15	4
Indiana	17	2	1	1	2	2
Iowa	1	3	7	10	13	1
Maryland	13	10	10	18	8	12
Michigan	5	8	9	3	4	14
Michigan St.	16	18	2	16	7	17
Minnesota	8	6	3	8	11	2
Nebraska	7	15	4	6	5	10
Northwestern	2	4	6	11	12	11
Ohio St.	15	4	13	2	3	7
Oregon	11	7	17	7	6	4
Penn St.	9	9	12	5	1	4
Purdue	12	11	18	14	10	18
Rutgers	18	12	14	11	16	8
Southern California	4	16	8	17	14	13
UCLA	10	17	5	11	8	15
Washington	6	14	11	9	17	8
Wisconsin	3	13	16	15	18	16



2024-25 Big Ten Football Individual Statistics All games

RUSHING (Minimum Games Played Pct. 75%, 10 Rushing Attempts/Game)

#	Player	G	Att.	Yds	Avg.	TD	Lg	Avg/g
1	Johnson, Kaleb - Iowa	11	223	1492	6.69	21	75	135.64
2	Monangai, Kyle - RU	10	225	1150	5.11	12	62	115.00
3	Marks, Woody - USC	11	192	1100	5.73	9	65	100.00
4	James, Jordan - Oregon	11	191	1067	5.59	11	41	97.00
5	Coleman, Jonah - UW	11	173	1008	5.83	9	64	91.64
6	Walker, Tawee - Wisc	10	176	828	4.70	10	55	82.80
7	Mullings, Kalel - Mich	11	153	832	5.44	11	63	75.64
8	Taylor, Darius - MINN	10	153	730	4.77	9	80	73.00
9	Judkins, Quinshon - OSU	11	135	759	5.62	8	86	69.00
10	Ellison, Justice - IND	11	137	748	5.46	9	47	68.00

TOTAL OFFENSE (Minimum Games Played Pct. 75%)

#	Player	G	Rush	Pass	Plays	Total	Yds/g
1	Gabriel, Dillon - Oregon	11	155	3066	405	3221	292.82
2	Moss, Miller - USC	9	-18	2555	383	2537	281.89
3	Edwards Jr., Billy - MD	11	148	2881	501	3029	275.36
4	Garbers, Ethan - UCLA	10	134	2438	399	2572	257.20
5	Howard, Will - OSU	11	121	2685	349	2806	255.09
6	Rourke, Kurtis - IND	10	-16	2478	293	2462	246.20
7	Allar, Drew - PSU	11	202	2497	319	2699	245.36
8	Altmyer, Luke - Illini	11	242	2373	401	2615	237.73
9	Kaliakmanis, Athan - RU	11	216	2302	417	2518	228.91
10	Chiles, Aidan - MSU	11	236	2265	393	2501	227.36

PASSING AVG/GAME (Minimum Games Played Pct. 75%)

#	Player	G	Comp	att	int	Yds	TD	Avg/g
1	Moss, Miller - USC	9	233	362	9	2555	18	283.89
2	Gabriel, Dillon - Oregon	11	259	351	6	3066	22	278.73
3	Edwards Jr., Billy - MD	11	273	420	9	2881	15	261.91
4	Rourke, Kurtis - IND	10	179	256	4	2478	21	247.80
5	Howard, Will - OSU	11	208	281	6	2685	26	244.09
6	Garbers, Ethan - UCLA	10	209	323	11	2438	15	243.80
7	Allar, Drew - PSU	11	187	259	5	2497	17	227.00
8	Rogers, Will - UW	11	220	311	7	2458	14	223.45
9	Brosmer, Max - MINN	11	233	348	5	2426	15	220.55
10	Raiola, Dylan - Nebr	11	231	348	10	2405	12	218.64

SCORING (Minimum Games Played Pct. 75%)

#	Player	G	TD	FG	XPT	2XP	Pts	Pts/g
1	Johnson, Kaleb - Iowa	11	22	0	0	0	132	12.00
2	Stevens, Drew - Iowa	11	0	17	36	0	87	7.91
3	Kesich, Dragan - MINN	11	0	18	32	0	86	7.82
4	Monangai, Kyle - RU	10	13	0	0	0	78	7.80
5	Radicic, Nicolas - IND	11	0	8	60	0	84	7.64
6	Lantz, Michael - USC	11	0	14	40	0	82	7.45
7	Olano, David - Illini	11	0	16	30	0	78	7.09
8	Fielding, Jayden - OSU	11	0	8	53	0	77	7.00
9	Kim, Jonathan - MSU	11	0	19	20	0	77	7.00
10	Gross, Grady - UW	11	0	16	25	0	73	6.64

PASS EFFICIENCY (Minimum Games Played Pct. 75%, 15 Total Passes/Game)

#	Player	G	Comp	att	int	Yds	TD	Eff.
1	Howard, Will - OSU	11	208	281	6	2685	26	180.55
2	Rourke, Kurtis - IND	10	179	256	4	2478	21	175.18
3	Allar, Drew - PSU	11	187	259	5	2497	17	170.98
4	Gabriel, Dillon - Oregon	11	259	351	6	3066	22	164.43
5	Rogers, Will - UW	11	220	311	7	2458	14	147.48
6	Altmyer, Luke - Illini	11	188	308	3	2373	20	145.24
7	Brosmer, Max - MINN	11	233	348	5	2426	15	136.86
8	Garbers, Ethan - UCLA	10	209	323	11	2438	15	136.62
9	Moss, Miller - USC	9	233	362	9	2555	18	135.09
10	Edwards Jr., Billy - MD	11	273	420	9	2881	15	130.12

SCORING (TDs) (Minimum Games Played Pct. 75%, 1 Touchdowns)

#	Player	G	Run	Rec	Ret	Pts	Avg/g
1	Johnson, Kaleb - Iowa	11	21	1	0	132	12.00
2	Monangai, Kyle - RU	10	12	1	0	78	7.80
3	Taylor, Darius - MINN	10	9	2	0	66	6.60
4	James, Jordan - Oregon	11	11	0	0	66	6.00
5	Johnson, Tez - Oregon	9	0	8	1	54	6.00
6	Mullings, Kalel - Mich	11	11	0	0	66	6.00
7	Lawton, Ty Son - IND	11	11	0	0	66	6.00
8	Dowdell, Dante - Nebr	11	11	0	0	66	6.00
9	Walker, Tawee - Wisc	10	10	0	0	60	6.00
10	Smith, Jeremiah - OSU	11	1	9	0	60	5.45

RECEPTIONS/GAME (Minimum Games Played Pct. 75%)

#	Player	G	No.	Yds	TD	Lg	Yds/g	Rec/g
1	Felton, Tai - MD	11	92	1097	9	75	99.73	8.36
2	Johnson, Tez - Oregon	9	64	649	8	52	72.11	7.11
3	Warren, Tyler - PSU	11	75	910	5	38	82.73	6.82
4	Jackson, Daniel - MINN	11	69	802	3	39	72.91	6.27
5	Jackson, Giles - UW	11	68	663	2	45	60.27	6.18
6	Loveland, Colston - Mich	10	56	582	5	36	58.20	5.60
7	Boston, Denzel - UW	11	57	764	9	51	69.45	5.18
8	Egbuka, Emeka - OSU	11	56	692	9	68	62.91	5.09
9	Prather, Kaden - MD	11	55	599	3	33	54.45	5.00
10	Miller, Dymere - RU	11	53	683	4	45	62.09	4.82

SCORING (KICK) (Minimum Games Played Pct. 75%)

#	Player	G	PAT	FG	Pts	Avg/g
1	Stevens, Drew - Iowa	11	36-36	17-20	87	7.91
2	Kesich, Dragan - MINN	11	32-33	18-24	86	7.82
3	Radicic, Nicolas - IND	11	60-60	8-8	84	7.64
4	Lantz, Michael - USC	11	40-40	14-20	82	7.45
5	Olano, David - Illini	11	30-31	16-19	78	7.09
6	Kim, Jonathan - MSU	11	20-22	19-21	77	7.00
7	Fielding, Jayden - OSU	11	53-53	8-9	77	7.00
8	Gross, Grady - UW	11	25-25	16-24	73	6.64
9	Bhaghani, Mateen - UCLA	11	18-18	18-22	72	6.55
10	Sappington, Atticus - Oregon	11	32-34	13-15	71	6.45



2024-25 Big Ten Football Individual Statistics All games

RECEIVE YDS/GAME (Minimum Games Played Pct. 75%)

#	Player	G	No.	Yds	TD	Long	Avg/c	Yds/g
1	Felton, Tai - MD	11	92	1097	9	75	11.92	99.73
2	Bryant, Pat - Illini	11	50	914	9	64	18.28	83.09
3	Warren, Tyler - PSU	11	75	910	5	38	12.13	82.73
4	Smith, Jeremiah - OSU	11	52	899	9	70	17.29	81.73
5	Jackson, Daniel - MINN	11	69	802	3	39	11.62	72.91
6	Johnson, Tez - Oregon	9	64	649	8	52	10.14	72.11
7	Boston, Denzel - UW	11	57	764	9	51	13.40	69.45
8	Sarratt, Elijah - IND	11	41	725	6	71	17.68	65.91
9	Kirtz, Bryce - NU	9	37	573	0	55	15.49	63.67
10	Marsh, Nick - MSU	10	39	636	3	77	16.31	63.60

PUNT RETURN AVG (Minimum Games Played Pct. 75%)

#	Player	G	No.	Yds	TD	Long	Avg.
1	Downs, Caleb - OSU	11	5	102	1	79	20.40
2	Williams, Ke'Shawn - IND	11	2	36	0	22	18.00
3	Kirtz, Bryce - NU	9	2	36	0	23	18.00

KICK RETURN AVG (Minimum Games Played Pct. 75%)

#	Player	G	No.	Yds	TD	Long	Avg.
1	Whittington, Noah - Oregon	11	6	198	0	100	33.00
2	Lemon, Makai - USC	10	12	351	0	80	29.25
3	Taylor, Joe - Mich	9	1	29	0	29	29.00

ALL PURPOSE (Minimum Games Played Pct. 75%)

#	Player	G	Rush	Rcv	PR	KR	Yds	Avg/g
1	Johnson, Kaleb - Iowa	11	1492	115	0	0	1607	146.09
2	Marks, Woody - USC	11	1100	321	0	0	1421	129.18
3	Monangai, Kyle - RU	10	1150	75	0	0	1225	122.50
4	James, Jordan - Oregon	11	1067	142	0	0	1209	109.91
5	Coleman, Jonah - UW	11	1008	160	0	0	1168	106.18
6	Singleton, Nicholas - PSU	10	646	275	0	219	1140	114.00
7	Felton, Tai - MD	11	23	1097	17	0	1137	103.36
8	Warren, Tyler - PSU	11	157	910	0	0	1067	97.00
9	Taylor, Darius - MINN	10	730	320	0	0	1050	105.00
10	Anthony II, Vinny - Wisc	11	4	633	17	316	970	88.18

PUNTING (Minimum Games Played Pct. 75%, 3.6 Punts/Game)

#	Player	G	No.	Yds	Lg	I20	50+	TB	Avg.
1	Eckley, Ryan - MSU	11	40	1944	61	6	20	4	48.60
2	Bertrams, Atticus - Wisc	11	47	2142	74	17	14	3	45.57
3	McFerson, Bryce - MD	11	45	2049	64	19	17	3	45.53
4	Crimmins, Keelan - Purdue	11	55	2470	64	13	12	3	44.91
5	Dakin, Rhys - Iowa	11	51	2290	61	24	15	5	44.90
6	Crawford, Mark - MINN	11	44	1899	58	15	6	1	43.16
7	Anderson, Jakob - RU	11	45	1907	61	15	6	4	42.38
8	Doman, Tommy - Mich	11	46	1946	58	14	9	3	42.30

FIELD GOALS (Minimum Games Played Pct. 75%)

#	Player	G	Made	Att.	Long	Pct.	Avg.
1	Kim, Jonathan - MSU	11	19	21	55	90.48	1.73
2	Bhaghani, Mateen - UCLA	11	18	22	57	81.82	1.64
3	Kesich, Dragan - MINN	11	18	24	53	75.00	1.64
4	Stevens, Drew - Iowa	11	17	20	54	85.00	1.55
5	Olano, David - Illini	11	16	19	50	84.21	1.45
6	Gross, Grady - UW	11	16	24	45	66.67	1.45
7	Zvada, Dominic - Mich	11	15	16	56	93.75	1.36
8	Lantz, Michael - USC	11	14	20	54	70.00	1.27
9	Sappington, Atticus - Oregon	11	13	15	42	86.67	1.18

FIELD GOAL PCT (Minimum Games Played Pct. 75%)

#	Player	G	Made	Att.	Long	Pct.
1	Radicic, Nicolas - IND	11	8	8	41	100.00
2	Zvada, Dominic - Mich	11	15	16	56	93.75
3	Barker, Ryan - PSU	9	10	11	45	90.91
4	Kim, Jonathan - MSU	11	19	21	55	90.48
5	Fielding, Jayden - OSU	11	8	9	46	88.89
6	Sappington, Atticus - Oregon	11	13	15	42	86.67
7	Stevens, Drew - Iowa	11	17	20	54	85.00
8	Olano, David - Illini	11	16	19	50	84.21
9	Bhaghani, Mateen - UCLA	11	18	22	57	81.82



2024-25 Big Ten Football
Individual Statistics
All games

PAT KICKING PCT (Minimum Games Played Pct. 75%)

#	Player	G	Made	Att.	Pct.
1	Vakos, Nathaniel - Wisc	11	30	30	100.00
2	Stevens, Drew - Iowa	11	36	36	100.00
3	Lantz, Michael - USC	11	40	40	100.00
4	Akers, Luke - NU	11	9	9	100.00
5	Freehill, Ben - Purdue	11	3	3	100.00
6	Gross, Grady - UW	11	25	25	100.00
7	Fielding, Jayden - OSU	11	53	53	100.00
8	Radicic, Nicolas - IND	11	60	60	100.00
9	Bhaghani, Mateen - UCLA	11	18	18	100.00



**2024-25 Big Ten Football
Individual Statistics
All games**

TACKLES (All positions) (Minimum Games Played Pct. 75%)

#	Player	G	Pos	Solo	Ast	Total	Avg/g
1	Schwesinger, Carson - UCLA	11	LB	79	42	121	11.00
2	Higgins, Jay - Iowa	11	LB	45	61	106	9.64
3	Fisher, Aiden - IND	11	LB	40	62	102	9.27
4	Djabome, Dariel - RU	11	LB	46	49	95	8.64
5	Thieneman, Dillon - Purdue	11	DB	63	31	94	8.55
6	Lindenberg, Cody - MINN	11	LB	42	48	90	8.18
7	Mascarenas-Arnold, Easton - USC	11	LB	49	39	88	8.00
8	Bruener, Carson - UW	11	LB	47	39	86	7.82
9	Jackson, Nick - Iowa	11	LB	37	43	80	7.27
10	Jenkins, Kydran - Purdue	11	LB	46	32	78	7.09
11	Rosiek, Dylan - Illini	9	LB	26	37	63	7.00
12	Cobb, Mason - USC	10	LB	29	39	68	6.80
13	Hausmann, Ernest - Mich	11	LB	47	27	74	6.73
14	Bailey, Matthew - Illini	11	DB	37	36	73	6.64
15	Uihlein, Mac - NU	11	LB	45	28	73	6.64
16	Simon, Cody - OSU	10	LB	30	35	65	6.50
17	Styles, Sonny - OSU	11	LB	31	40	71	6.45
18	Reed, Jaylen - PSU	11	S	39	31	70	6.36
19	Wohler, Hunter - Wisc	10	S	44	19	63	6.30
20	Tuputala, Alphonzo - UW	11	LB	40	29	69	6.27
21	Boettcher, Bryce - Oregon	11	LB	38	31	69	6.27
22	Baranowski, Maverick - MINN	9	LB	15	41	56	6.22
23	Walker, Jailin - IND	11	LB	32	35	67	6.09
24	Trader Jr., Dante - MD	9	DB	32	22	54	6.00
25	Gifford, Isaac - Nebr	11	DB	27	38	65	5.91
26	Loyal, Shaquan - RU	11	DB	39	25	64	5.82
27	Medrano, Kain - UCLA	11	LB	43	21	64	5.82
28	Singleton, DeShon - Nebr	11	DB	40	22	62	5.64
29	Brown, Kerry - MINN	10	DB	27	29	56	5.60
30	Smith, Jaylin - USC	9	CB	33	17	50	5.56
31	Jacas, Gabe - Illini	11	LB	33	28	61	5.55
32	Asbury II, Shawn - IND	11	DB	24	37	61	5.55
33	Bullock, John - Nebr	11	LB	30	30	60	5.45
34	Barham, Jaishawn - Mich	11	LB	37	23	60	5.45
35	Turner, Jordan - MSU	11	LB	31	29	60	5.45
36	Dixon, Flip - RU	10	DB	28	26	54	5.40
37	Wheatley, Zakee - PSU	11	S	40	19	59	5.36
38	King, Kobe - PSU	11	LB	33	26	59	5.36
39	Alliegro, Christian - Wisc	11	LB	38	20	58	5.27
40	Thomas, Jaheim - Wisc	10	LB	24	28	52	5.20
41	Oladejo, Oluwafemi - UCLA	11	LB	30	27	57	5.18
42	Johnson, Theran - NU	10	DB	39	11	50	5.00
43	Ramsey, Kamari - USC	9	S	35	10	45	5.00
44	Hyppolite II, Ruben - MD	11	LB	28	27	55	5.00
45	Chaney, Jake - Wisc	11	LB	25	30	55	5.00
46	Heldt, Will - Purdue	11	DE	35	19	54	4.91
47	Turner, Devin - NU	10	DB	32	17	49	4.90
48	Spencer, Malik - MSU	9	S	28	16	44	4.89
49	Zachman, Preston - Wisc	11	S	34	19	53	4.82
50	Igbinosun, Desmond - RU	11	DB	24	29	53	4.82

SACKS (Minimum Games Played Pct. 75%)

#	Player	G	Pos	Solo	Ast	Total	Avg/g
1	Kamara, Mikail - IND	11	DL	9	1	9.5	0.86
2	Stewart, Josaiah - Mich	10	DE	8	1	8.5	0.85
3	Uiagalelei, Matayo - Oregon	11	DE	8	1	8.5	0.77
4	Jacas, Gabe - Illini	11	LB	7	2	8	0.73
5	Carter, Abdul - PSU	11	LB	8	0	8	0.73
6	Jenkins, Kydran - Purdue	11	LB	5	3	6.5	0.59
7	Tuimoloau, JT - OSU	11	DL	3	6	6	0.55
8	Robinson, Ty - Nebr	11	DL	6	0	6	0.55
9	Simon, Cody - OSU	10	LB	4	2	5	0.50
10	Guy, T.J. - Mich	11	DE	5	1	5.5	0.50
11	Carpenter, James - IND	11	DL	5	0	5	0.45
12	Hubbard, Aidan - NU	11	DL	4	2	5	0.45
13	Smith, Anthony - MINN	11	DL	5	0	5	0.45
14	Heldt, Will - Purdue	11	DE	4	2	5	0.45
15	Graves, Aaron - Iowa	11	DL	5	0	5	0.45
16	Hurkett, Ethan - Iowa	11	DL	4	1	4.5	0.41
17	Sawyer, Jack - OSU	11	DE	3	3	4.5	0.41
18	Oladejo, Oluwafemi - UCLA	11	LB	4	1	4.5	0.41
19	Joyner, Jah - MINN	11	DL	4	1	4.5	0.41
20	Llewellyn, Max - Iowa	11	DE	4	1	4.5	0.41

TACKLES FOR LOSS (Minimum Games Played Pct. 75%, 1.25 Total

Tackles For Loss/Game)

#	Player	G	Pos	Solo	Ast	Total	Avg/g
1	Carter, Abdul - PSU	11	LB	15	5	17.5	1.59
2	Kamara, Mikail - IND	11	DL	12	5	14.5	1.32
3	Stewart, Josaiah - Mich	10	DE	11	4	13	1.30



**2024-25 Big Ten Football
Individual Statistics
All games**

FUMBLES FORCED (Minimum Games Played Pct. 75%)

#	Player	G	No.	Avg/g
1	Ransom, Lathan - OSU	10	3	0.30
2	Jacas, Gabe - Illini	11	3	0.27
3	Medrano, Kain - UCLA	11	3	0.27
4	Rosiek, Dylan - Illini	9	2	0.22
5	Ramsey, Kamari - USC	9	2	0.22
6	McGahee IV, Willis - Nebr	10	2	0.20
7	Wyatt, Kellan - MD	10	2	0.20
8	Stewart, Josaiah - Mich	10	2	0.20
9	Rogers, Eric - RU	11	2	0.18
10	Higgins, Jay - Iowa	11	2	0.18

FUMBLES RECOVERED (Minimum Games Played Pct. 75%)

#	Player	G	No.	Avg/g
1	Kamara, Mikail - IND	11	3	0.27
2	Barten, Ben - Wisc	11	2	0.18
3	Sawyer, Jack - OSU	11	2	0.18
4	Gbayor, Mikai - Nebr	11	2	0.18
5	Grant, Kenneth - Mich	11	2	0.18
6	Baranowski, Maverick - MINN	9	1	0.11
7	Matthews, Wayne - MSU	9	1	0.11
8	Tuliaupupu, Solomon - USC	9	1	0.11
9	Walters, Damon - NU	9	1	0.11
10	Wright, Abram - RU	9	1	0.11

PASSES DEFENDED (Minimum Games Played Pct. 75%)

#	Player	G	Brup	Int.	Total	Avg/g
1	Walley, Justin - MINN	9	9	2	11	1.22
2	Johnson, Theran - NU	10	10	2	12	1.20
3	Brantley, Charles - MSU	9	7	3	10	1.11
4	Longerbeam, Robert - RU	10	10	1	11	1.10
5	Ponds, D'Angelo - IND	11	9	2	11	1.00
6	Harris, Jermari - Iowa	10	7	3	10	1.00
7	Dixon, Thaddeus - UW	11	9	1	10	0.91
8	Hill, Jyaire - Mich	10	8	1	9	0.90
9	Loyal, Shaquan - RU	11	7	2	9	0.82
10	Muhammad, Jabbar - Oregon	11	9	0	9	0.82
11	Robinson, Ethan - MINN	11	6	3	9	0.82
12	Berry, Zeke - Mich	11	7	2	9	0.82
13	Moore, Kaylin - UCLA	11	8	1	9	0.82
14	Higgins, Jay - Iowa	11	5	4	9	0.82
15	Hartzog Jr., Malcolm - Nebr	10	4	4	8	0.80
16	Scott, Xavier - Illini	11	5	3	8	0.73
17	Igbinosun, Davison - OSU	11	6	2	8	0.73
18	Bruener, Carson - UW	11	5	3	8	0.73
19	Wallace, K.J. - UCLA	11	8	0	8	0.73
20	Jackson, Nick - Iowa	11	6	1	7	0.64

INTERCEPTIONS (Minimum Games Played Pct. 75%)

#	Player	G	No.	Yds	TD	Long	Avg/g
1	Perich, Koi - MINN	11	5	63	0	45	0.45
2	Hartzog Jr., Malcolm - Nebr	10	4	75	0	34	0.40
3	Higgins, Jay - Iowa	11	4	15	0	10	0.36
4	Ferrell, Amare - IND	11	4	35	0	20	0.36
5	Brantley, Charles - MSU	9	3	101	1	100	0.33
6	Harris, Jermari - Iowa	10	3	60	1	32	0.30
7	Miller, Glendon - MD	10	3	28	0	28	0.30
8	Robinson, Ethan - MINN	11	3	0	0	0	0.27
9	Reed, Jaylen - PSU	11	3	50	1	22	0.27
10	Bruener, Carson - UW	11	3	55	0	24	0.27



**2024-25 Big Ten Football
Extended Individual Statistics
All games**

TOTAL OFFENSE (Minimum Games Played Pct. 75%)

#	Player	G	Rush	Pass	Plays	Total	Yds/g
1	Gabriel, Dillon - Oregon	11	155	3066	405	3221	292.82
2	Moss, Miller - USC	9	-18	2555	383	2537	281.89
3	Edwards Jr., Billy - MD	11	148	2881	501	3029	275.36
4	Garbers, Ethan - UCLA	10	134	2438	399	2572	257.20
5	Howard, Will - OSU	11	121	2685	349	2806	255.09
6	Rourke, Kurtis - IND	10	-16	2478	293	2462	246.20
7	Allar, Drew - PSU	11	202	2497	319	2699	245.36
8	Altmyer, Luke - Illini	11	242	2373	401	2615	237.73
9	Kaliakmanis, Athan - RU	11	216	2302	417	2518	228.91
10	Chiles, Aidan - MSU	11	236	2265	393	2501	227.36

TOTAL OFFENSE AVG/PLAY (Minimum Games Played Pct. 75%)

#	Player	G	Rush	Pass	Plays	Total	Yds/p
1	Lemon, Makai - USC	10	0	39	1	39	3.90
2	Arkin, Tanner - Illini	11	36	0	1	36	3.27
3	Reynolds, Luke - PSU	11	32	0	1	32	2.91
4	Buschini, Brian - Nebr	11	0	30	1	30	2.73
5	Dunlap, Tavierre - Mich	11	20	0	1	20	1.82
6	Jackson, Elijah - Purdue	10	97	0	6	97	1.62
7	Johnson, Aziah - MSU	11	15	0	1	15	1.36
8	Bertrams, Atticus - Wisc	11	15	0	1	15	1.36
9	Barney Jr., Jacory - Nebr	11	130	0	10	130	1.18
10	Holden, Traeshon - Oregon	10	22	0	2	22	1.10

TOTAL OFFENSE PLAYS

#	Player	G	Rush	Pass	Plays	Total	Yds/g
1	Edwards Jr., Billy - MD	11	148	2881	501	3029	275.36
2	Kaliakmanis, Athan - RU	11	216	2302	417	2518	228.91
3	Brosmer, Max - MINN	11	-26	2426	411	2400	218.18
4	Gabriel, Dillon - Oregon	11	155	3066	405	3221	292.82
5	Altmyer, Luke - Illini	11	242	2373	401	2615	237.73
6	Garbers, Ethan - UCLA	10	134	2438	399	2572	257.20
7	Chiles, Aidan - MSU	11	236	2265	393	2501	227.36
8	Raiola, Dylan - Nebr	11	-71	2405	388	2334	212.18
9	Moss, Miller - USC	9	-18	2555	383	2537	281.89
10	Howard, Will - OSU	11	121	2685	349	2806	255.09

TOTAL OFFENSE YARDS

#	Player	G	Rush	Pass	Plays	Total	Yds/g
1	Edwards Jr., Billy - MD	11	148	2881	501	3029	275.36
2	Kaliakmanis, Athan - RU	11	216	2302	417	2518	228.91
3	Brosmer, Max - MINN	11	-26	2426	411	2400	218.18
4	Gabriel, Dillon - Oregon	11	155	3066	405	3221	292.82
5	Altmyer, Luke - Illini	11	242	2373	401	2615	237.73
6	Garbers, Ethan - UCLA	10	134	2438	399	2572	257.20
7	Chiles, Aidan - MSU	11	236	2265	393	2501	227.36
8	Raiola, Dylan - Nebr	11	-71	2405	388	2334	212.18
9	Moss, Miller - USC	9	-18	2555	383	2537	281.89
10	Howard, Will - OSU	11	121	2685	349	2806	255.09

ALL PURPOSE (Minimum Games Played Pct. 75%)

#	Player	G	Rush	Rcv	PR	KR	Yds	Avg/g
1	Johnson, Kaleb - Iowa	11	1492	115	0	0	1607	146.09
2	Marks, Woody - USC	11	1100	321	0	0	1421	129.18
3	Monangai, Kyle - RU	10	1150	75	0	0	1225	122.50
4	James, Jordan - Oregon	11	1067	142	0	0	1209	109.91
5	Coleman, Jonah - UW	11	1008	160	0	0	1168	106.18
6	Singleton, Nicholas - PSU	10	646	275	0	219	1140	114.00
7	Felton, Tai - MD	11	23	1097	17	0	1137	103.36
8	Warren, Tyler - PSU	11	157	910	0	0	1067	97.00
9	Taylor, Darius - MINN	10	730	320	0	0	1050	105.00
10	Anthony II, Vinny - Wisc	11	4	633	17	316	970	88.18

SCORING (Minimum Games Played Pct. 75%)

#	Player	G	TD	FG	XPT	2XP	Pts	Pts/g
1	Johnson, Kaleb - Iowa	11	22	0	0	0	132	12.00
2	Stevens, Drew - Iowa	11	0	17	36	0	87	7.91
3	Kesich, Dragan - MINN	11	0	18	32	0	86	7.82
4	Monangai, Kyle - RU	10	13	0	0	0	78	7.80
5	Radicic, Nicolas - IND	11	0	8	60	0	84	7.64
6	Lantz, Michael - USC	11	0	14	40	0	82	7.45
7	Olano, David - Illini	11	0	16	30	0	78	7.09
8	Fielding, Jayden - OSU	11	0	8	53	0	77	7.00
9	Kim, Jonathan - MSU	11	0	19	20	0	77	7.00
10	Gross, Grady - UW	11	0	16	25	0	73	6.64

SCORING (TDs) (Minimum 1 Touchdowns)

#	Player	G	Run	Rec	Ret	Pts	Avg/g
1	Johnson, Kaleb - Iowa	11	21	1	0	132	12.00
2	Monangai, Kyle - RU	10	12	1	0	78	7.80
3	Taylor, Darius - MINN	10	9	2	0	66	6.60
4	Mullings, Kalel - Mich	11	11	0	0	66	6.00
5	Walker, Tawee - Wisc	10	10	0	0	60	6.00
6	Johnson, Tez - Oregon	9	0	8	1	54	6.00
7	Lawton, Ty Son - IND	11	11	0	0	66	6.00
8	Dowdell, Dante - Nebr	11	11	0	0	66	6.00
9	James, Jordan - Oregon	11	11	0	0	66	6.00
10	Smith, Jeremiah - OSU	11	1	9	0	60	5.45

SCORING (KICK) (Minimum Games Played Pct. 75%)

#	Player	G	PAT	FG	Pts	Avg/g
1	Stevens, Drew - Iowa	11	36-36	17-20	87	7.91
2	Kesich, Dragan - MINN	11	32-33	18-24	86	7.82
3	Radicic, Nicolas - IND	11	60-60	8-8	84	7.64
4	Lantz, Michael - USC	11	40-40	14-20	82	7.45
5	Olano, David - Illini	11	30-31	16-19	78	7.09
6	Kim, Jonathan - MSU	11	20-22	19-21	77	7.00
7	Fielding, Jayden - OSU	11	53-53	8-9	77	7.00
8	Gross, Grady - UW	11	25-25	16-24	73	6.64
9	Bhaghani, Mateen - UCLA	11	18-18	18-22	72	6.55
10	Sappington, Atticus - Oregon	11	32-34	13-15	71	6.45



**2024-25 Big Ten Football
Extended Individual Statistics
All games**

TOTAL OFFENSE TDS

#	Player	G	Rush	Pass	Total
1	Howard, Will - OSU	11	121	2685	33
2	Gabriel, Dillon - Oregon	11	155	3066	28
3	Altmyer, Luke - Illini	11	242	2373	23
4	Rourke, Kurtis - IND	10	-16	2478	23
5	Johnson, Kaleb - Iowa	11	1492	0	21
6	Allar, Drew - PSU	11	202	2497	21
7	Moss, Miller - USC	9	-18	2555	20
8	Edwards Jr., Billy - MD	11	148	2881	20
9	Brosmer, Max - MINN	11	-26	2426	19
10	Kaliakmanis, Athan - RU	11	216	2302	19

RUSHING (Minimum 10 Rushing Attempts/Game, Games Played Pct. 75%)

#	Player	G	Att.	Yds	Avg.	TD	Lg	Avg/g
1	Johnson, Kaleb - Iowa	11	223	1492	6.69	21	75	135.64
2	Monangai, Kyle - RU	10	225	1150	5.11	12	62	115.00
3	Marks, Woody - USC	11	192	1100	5.73	9	65	100.00
4	James, Jordan - Oregon	11	191	1067	5.59	11	41	97.00
5	Coleman, Jonah - UW	11	173	1008	5.83	9	64	91.64
6	Walker, Tawee - Wisc	10	176	828	4.70	10	55	82.80
7	Mullings, Kael - Mich	11	153	832	5.44	11	63	75.64
8	Taylor, Darius - MINN	10	153	730	4.77	9	80	73.00
9	Judkins, Quinshon - OSU	11	135	759	5.62	8	86	69.00
10	Ellison, Justice - IND	11	137	748	5.46	9	47	68.00

YARDS PER RUSH (Minimum 10 Rushing Attempts/Game, Games Played Pct. 75%)

#	Player	G	Att.	Yds	Avg.	TD	Lg	Avg/g
1	Johnson, Kaleb - Iowa	11	223	1492	6.69	21	75	135.64
2	Singleton, Nicholas - PSU	10	108	646	5.98	5	41	64.60
3	Coleman, Jonah - UW	11	173	1008	5.83	9	64	91.64
4	Marks, Woody - USC	11	192	1100	5.73	9	65	100.00
5	Judkins, Quinshon - OSU	11	135	759	5.62	8	86	69.00
6	James, Jordan - Oregon	11	191	1067	5.59	11	41	97.00
7	Ellison, Justice - IND	11	137	748	5.46	9	47	68.00
8	Mullings, Kael - Mich	11	153	832	5.44	11	63	75.64
9	Mockobee, Devin - Purdue	11	124	666	5.37	4	63	60.55
10	Monangai, Kyle - RU	10	225	1150	5.11	12	62	115.00

RUSH ATTEMPTS (Minimum 10 Rushing Attempts/Game)

#	Player	G	Att.	Yds	Avg.	TD	Lg	Avg/g
1	Monangai, Kyle - RU	10	225	1150	5.11	12	62	115.00
2	Johnson, Kaleb - Iowa	11	223	1492	6.69	21	75	135.64
3	Marks, Woody - USC	11	192	1100	5.73	9	65	100.00
4	James, Jordan - Oregon	11	191	1067	5.59	11	41	97.00
5	Walker, Tawee - Wisc	10	176	828	4.70	10	55	82.80
6	Coleman, Jonah - UW	11	173	1008	5.83	9	64	91.64
7	Mullings, Kael - Mich	11	153	832	5.44	11	63	75.64
8	Taylor, Darius - MINN	10	153	730	4.77	9	80	73.00
9	Allen, Kaytron - PSU	11	146	664	4.55	5	26	60.36
10	Ellison, Justice - IND	11	137	748	5.46	9	47	68.00

RUSH YARDS (Minimum 10 Rushing Attempts/Game)

#	Player	G	Att.	Yds	Avg.	TD	Lg	Avg/g
1	Johnson, Kaleb - Iowa	11	223	1492	6.69	21	75	135.64
2	Monangai, Kyle - RU	10	225	1150	5.11	12	62	115.00
3	Marks, Woody - USC	11	192	1100	5.73	9	65	100.00
4	James, Jordan - Oregon	11	191	1067	5.59	11	41	97.00
5	Coleman, Jonah - UW	11	173	1008	5.83	9	64	91.64
6	Mullings, Kael - Mich	11	153	832	5.44	11	63	75.64
7	Walker, Tawee - Wisc	10	176	828	4.70	10	55	82.80
8	Judkins, Quinshon - OSU	11	135	759	5.62	8	86	69.00
9	Ellison, Justice - IND	11	137	748	5.46	9	47	68.00
10	Taylor, Darius - MINN	10	153	730	4.77	9	80	73.00

RUSHING TDS (Minimum 10 Rushing Attempts/Game)

#	Player	G	Att.	Yds	Avg.	TD	Lg	Avg/g
1	Johnson, Kaleb - Iowa	11	223	1492	6.69	21	75	135.64
2	Monangai, Kyle - RU	10	225	1150	5.11	12	62	115.00
3	Mullings, Kael - Mich	11	153	832	5.44	11	63	75.64
4	Dowdell, Dante - Nebr	11	130	564	4.34	11	38	51.27
5	James, Jordan - Oregon	11	191	1067	5.59	11	41	97.00
6	Lawton, Ty Son - IND	11	121	587	4.85	11	29	53.36
7	Walker, Tawee - Wisc	10	176	828	4.70	10	55	82.80
8	Ellison, Justice - IND	11	137	748	5.46	9	47	68.00
9	Taylor, Darius - MINN	10	153	730	4.77	9	80	73.00
10	Coleman, Jonah - UW	11	173	1008	5.83	9	64	91.64

PASSING Avg/GAME (Minimum Games Played Pct. 75%)

#	Player	G	Comp-att-int	Yds	TD	Avg/g
1	Moss, Miller - USC	9	233-362-9	2555	18	283.89
2	Gabriel, Dillon - Oregon	11	259-351-6	3066	22	278.73
3	Edwards Jr., Billy - MD	11	273-420-9	2881	15	261.91
4	Rourke, Kurtis - IND	10	179-256-4	2478	21	247.80
5	Howard, Will - OSU	11	208-281-6	2685	26	244.09
6	Garbers, Ethan - UCLA	10	209-323-11	2438	15	243.80
7	Allar, Drew - PSU	11	187-259-5	2497	17	227.00
8	Rogers, Will - UW	11	220-311-7	2458	14	223.45
9	Brosmer, Max - MINN	11	233-348-5	2426	15	220.55
10	Raiola, Dylan - Nebr	11	231-348-10	2405	12	218.64

PASSING YARDS

#	Player	G	Comp-att-int	Yds	TD	Avg/g
1	Gabriel, Dillon - Oregon	11	259-351-6	3066	22	278.73
2	Edwards Jr., Billy - MD	11	273-420-9	2881	15	261.91
3	Howard, Will - OSU	11	208-281-6	2685	26	244.09
4	Moss, Miller - USC	9	233-362-9	2555	18	283.89
5	Allar, Drew - PSU	11	187-259-5	2497	17	227.00
6	Rourke, Kurtis - IND	10	179-256-4	2478	21	247.80
7	Rogers, Will - UW	11	220-311-7	2458	14	223.45
8	Garbers, Ethan - UCLA	10	209-323-11	2438	15	243.80
9	Brosmer, Max - MINN	11	233-348-5	2426	15	220.55
10	Raiola, Dylan - Nebr	11	231-348-10	2405	12	218.64



**2024-25 Big Ten Football
Extended Individual Statistics
All games**

PASS EFFICIENCY (Minimum 15 Total Passes/Game, Games Played Pct. 75%)

#	Player	G	Comp-att-int	Yds	TD	Eff
1	Howard, Will - OSU	11	208-281-6	2685	26	180.55
2	Rourke, Kurtis - IND	10	179-256-4	2478	21	175.18
3	Allar, Drew - PSU	11	187-259-5	2497	17	170.98
4	Gabriel, Dillon - Oregon	11	259-351-6	3066	22	164.43
5	Rogers, Will - UW	11	220-311-7	2458	14	147.48
6	Altmyer, Luke - Illini	11	188-308-3	2373	20	145.24
7	Brosmer, Max - MINN	11	233-348-5	2426	15	136.86
8	Garbers, Ethan - UCLA	10	209-323-11	2438	15	136.62
9	Moss, Miller - USC	9	233-362-9	2555	18	135.09
10	Edwards Jr., Billy - MD	11	273-420-9	2881	15	130.12

PASS YDS/COMP. (Minimum 15 Total Passes/Game, Games Played Pct. 75%)

#	Player	G	Comp-att-int	Yds	TD	Avg/c
1	Rourke, Kurtis - IND	10	179-256-4	2478	21	13.84
2	Allar, Drew - PSU	11	187-259-5	2497	17	13.35
3	Howard, Will - OSU	11	208-281-6	2685	26	12.91
4	Chiles, Aidan - MSU	11	179-300-11	2265	12	12.65
5	Altmyer, Luke - Illini	11	188-308-3	2373	20	12.62
6	Kaliakmanis, Athan - RU	11	186-341-6	2302	16	12.38
7	Locke, Braedyn - Wisc	10	149-264-10	1806	12	12.12
8	Gabriel, Dillon - Oregon	11	259-351-6	3066	22	11.84
9	Garbers, Ethan - UCLA	10	209-323-11	2438	15	11.67
10	Card, Hudson - Purdue	9	138-235-6	1606	9	11.64

PASS YDS/ATT (Minimum 15 Total Passes/Game, Games Played Pct. 75%)

#	Player	G	Comp-att-int	Yds	TD	Avg/a
1	Rourke, Kurtis - IND	10	179-256-4	2478	21	9.68
2	Allar, Drew - PSU	11	187-259-5	2497	17	9.64
3	Howard, Will - OSU	11	208-281-6	2685	26	9.56
4	Gabriel, Dillon - Oregon	11	259-351-6	3066	22	8.74
5	Rogers, Will - UW	11	220-311-7	2458	14	7.90
6	Altmyer, Luke - Illini	11	188-308-3	2373	20	7.70
7	Chiles, Aidan - MSU	11	179-300-11	2265	12	7.55
8	Garbers, Ethan - UCLA	10	209-323-11	2438	15	7.55
9	Moss, Miller - USC	9	233-362-9	2555	18	7.06
10	Brosmer, Max - MINN	11	233-348-5	2426	15	6.97

PASS COMP. PCT (Minimum 15 Total Passes/Game, Games Played Pct. 75%)

#	Player	G	Comp-att-int	Yds	TD	Pct.
1	Howard, Will - OSU	11	208-281-6	2685	26	74.02
2	Gabriel, Dillon - Oregon	11	259-351-6	3066	22	73.79
3	Allar, Drew - PSU	11	187-259-5	2497	17	72.20
4	Rogers, Will - UW	11	220-311-7	2458	14	70.74
5	Rourke, Kurtis - IND	10	179-256-4	2478	21	69.92
6	Brosmer, Max - MINN	11	233-348-5	2426	15	66.95
7	Raiola, Dylan - Nebr	11	231-348-10	2405	12	66.38
8	Edwards Jr., Billy - MD	11	273-420-9	2881	15	65.00
9	Garbers, Ethan - UCLA	10	209-323-11	2438	15	64.71
10	Moss, Miller - USC	9	233-362-9	2555	18	64.36

PASS ATTEMPTS

#	Player	G	Comp-att-int	Yds	TD	Avg/g
1	Edwards Jr., Billy - MD	11	273-420-9	2881	15	261.91
2	Moss, Miller - USC	9	233-362-9	2555	18	283.89
3	Gabriel, Dillon - Oregon	11	259-351-6	3066	22	278.73
4	Brosmer, Max - MINN	11	233-348-5	2426	15	220.55
5	Raiola, Dylan - Nebr	11	231-348-10	2405	12	218.64
6	Kaliakmanis, Athan - RU	11	186-341-6	2302	16	209.27
7	Garbers, Ethan - UCLA	10	209-323-11	2438	15	243.80
8	Rogers, Will - UW	11	220-311-7	2458	14	223.45
9	Altmyer, Luke - Illini	11	188-308-3	2373	20	215.73
10	Chiles, Aidan - MSU	11	179-300-11	2265	12	205.91

PASS COMPLETIONS

#	Player	G	Comp-att-int	Yds	TD	Avg/g
1	Edwards Jr., Billy - MD	11	273-420-9	2881	15	261.91
2	Gabriel, Dillon - Oregon	11	259-351-6	3066	22	278.73
3	Brosmer, Max - MINN	11	233-348-5	2426	15	220.55
4	Moss, Miller - USC	9	233-362-9	2555	18	283.89
5	Raiola, Dylan - Nebr	11	231-348-10	2405	12	218.64
6	Rogers, Will - UW	11	220-311-7	2458	14	223.45
7	Garbers, Ethan - UCLA	10	209-323-11	2438	15	243.80
8	Howard, Will - OSU	11	208-281-6	2685	26	244.09
9	Altmyer, Luke - Illini	11	188-308-3	2373	20	215.73
10	Allar, Drew - PSU	11	187-259-5	2497	17	227.00

PASSING TDS

#	Player	G	Comp-att-int	Yds	TD	Avg/g
1	Howard, Will - OSU	11	208-281-6	2685	26	244.09
2	Gabriel, Dillon - Oregon	11	259-351-6	3066	22	278.73
3	Rourke, Kurtis - IND	10	179-256-4	2478	21	247.80
4	Altmyer, Luke - Illini	11	188-308-3	2373	20	215.73
5	Moss, Miller - USC	9	233-362-9	2555	18	283.89
6	Allar, Drew - PSU	11	187-259-5	2497	17	227.00
7	Kaliakmanis, Athan - RU	11	186-341-6	2302	16	209.27
8	Brosmer, Max - MINN	11	233-348-5	2426	15	220.55
9	Edwards Jr., Billy - MD	11	273-420-9	2881	15	261.91
10	Garbers, Ethan - UCLA	10	209-323-11	2438	15	243.80

PASS INTERCEPTIONS

#	Player	G	Comp-att-int	Yds	TD	Avg/g
1	Chiles, Aidan - MSU	11	179-300-11	2265	12	205.91
2	Garbers, Ethan - UCLA	10	209-323-11	2438	15	243.80
3	Raiola, Dylan - Nebr	11	231-348-10	2405	12	218.64
4	Locke, Braedyn - Wisc	10	149-264-10	1806	12	180.60
5	Edwards Jr., Billy - MD	11	273-420-9	2881	15	261.91
6	Moss, Miller - USC	9	233-362-9	2555	18	283.89
7	Rogers, Will - UW	11	220-311-7	2458	14	223.45
8	Warren, Davis - Mich	7	116-181-7	1064	6	152.00
9	Card, Hudson - Purdue	9	138-235-6	1606	9	178.44
10	Gabriel, Dillon - Oregon	11	259-351-6	3066	22	278.73



**2024-25 Big Ten Football
Extended Individual Statistics
All games**

RECEPTIONS/GAME (Minimum Games Played Pct. 75%)

#	Player	G	No.	Yds	TD	Lg	Yds/g	Rec/g
1	Felton, Tai - MD	11	92	1097	9	75	99.73	8.36
2	Johnson, Tez - Oregon	9	64	649	8	52	72.11	7.11
3	Warren, Tyler - PSU	11	75	910	5	38	82.73	6.82
4	Jackson, Daniel - MINN	11	69	802	3	39	72.91	6.27
5	Jackson, Giles - UW	11	68	663	2	45	60.27	6.18
6	Loveland, Colston - Mich	10	56	582	5	36	58.20	5.60
7	Boston, Denzel - UW	11	57	764	9	51	69.45	5.18
8	Egbuka, Emeka - OSU	11	56	692	9	68	62.91	5.09
9	Prather, Kaden - MD	11	55	599	3	33	54.45	5.00
10	Miller, Dymere - RU	11	53	683	4	45	62.09	4.82

RECEPTION TDS

#	Player	G	No.	Yds	TD	Long	Avg/c	Yds/g
1	Bryant, Pat - Illini	11	50	914	9	64	18.28	83.09
2	Smith, Jeremiah - OSU	11	52	899	9	70	17.29	81.73
3	Egbuka, Emeka - OSU	11	56	692	9	68	12.36	62.91
4	Boston, Denzel - UW	11	57	764	9	51	13.40	69.45
5	Felton, Tai - MD	11	92	1097	9	75	11.92	99.73
6	Johnson, Tez - Oregon	9	64	649	8	52	10.14	72.11
7	Sarratt, Elijah - IND	11	41	725	6	71	17.68	65.91
8	Lane, Ja'Kobi - USC	11	33	372	6	32	11.27	33.82
9	Neyor, Isaiah - Nebr	11	32	448	5	59	14.00	40.73
10	Loveland, Colston - Mich	10	56	582	5	36	10.39	58.20

RECEIVE YDS/GAME (Minimum Games Played Pct. 75%)

#	Player	G	No.	Yds	TD	Long	Avg/c	Yds/g
1	Felton, Tai - MD	11	92	1097	9	75	11.92	99.73
2	Bryant, Pat - Illini	11	50	914	9	64	18.28	83.09
3	Warren, Tyler - PSU	11	75	910	5	38	12.13	82.73
4	Smith, Jeremiah - OSU	11	52	899	9	70	17.29	81.73
5	Jackson, Daniel - MINN	11	69	802	3	39	11.62	72.91
6	Johnson, Tez - Oregon	9	64	649	8	52	10.14	72.11
7	Boston, Denzel - UW	11	57	764	9	51	13.40	69.45
8	Sarratt, Elijah - IND	11	41	725	6	71	17.68	65.91
9	Kirtz, Bryce - NU	9	37	573	0	55	15.49	63.67
10	Marsh, Nick - MSU	10	39	636	3	77	16.31	63.60

YARDS PER CATCH (Minimum 2 Receptions/Game, Games Played Pct. 75%)

#	Player	G	No.	Yds	TD	Long	Avg/c	Yds/g
1	Cooper Jr., Omar - IND	11	24	527	5	69	21.96	47.91
2	Bryant, Pat - Illini	11	50	914	9	64	18.28	83.09
3	Anthony II, Vinny - Wisc	11	35	633	3	63	18.09	57.55
4	Sarratt, Elijah - IND	11	41	725	6	71	17.68	65.91
5	Smith, Jeremiah - OSU	11	52	899	9	70	17.29	81.73
6	Wallace III, Harrison - PSU	11	35	579	3	50	16.54	52.64
7	Marsh, Nick - MSU	10	39	636	3	77	16.31	63.60
8	Edrine, Jahmal - Purdue	9	23	365	2	53	15.87	40.56
9	Sturdivant, J.Michael - UCLA	10	20	311	1	45	15.55	31.10
10	Kirtz, Bryce - NU	9	37	573	0	55	15.49	63.67

RECEPTIONS

#	Player	G	No.	Yds	TD	Long	Avg/c	Yds/g
1	Felton, Tai - MD	11	92	1097	9	75	11.92	99.73
2	Warren, Tyler - PSU	11	75	910	5	38	12.13	82.73
3	Jackson, Daniel - MINN	11	69	802	3	39	11.62	72.91
4	Jackson, Giles - UW	11	68	663	2	45	9.75	60.27
5	Johnson, Tez - Oregon	9	64	649	8	52	10.14	72.11
6	Boston, Denzel - UW	11	57	764	9	51	13.40	69.45
7	Egbuka, Emeka - OSU	11	56	692	9	68	12.36	62.91
8	Loveland, Colston - Mich	10	56	582	5	36	10.39	58.20
9	Prather, Kaden - MD	11	55	599	3	33	10.89	54.45
10	Miller, Dymere - RU	11	53	683	4	45	12.89	62.09

RECEPTION YARDS

#	Player	G	No.	Yds	TD	Long	Avg/c	Yds/g
1	Felton, Tai - MD	11	92	1097	9	75	11.92	99.73
2	Bryant, Pat - Illini	11	50	914	9	64	18.28	83.09
3	Warren, Tyler - PSU	11	75	910	5	38	12.13	82.73
4	Smith, Jeremiah - OSU	11	52	899	9	70	17.29	81.73
5	Jackson, Daniel - MINN	11	69	802	3	39	11.62	72.91
6	Boston, Denzel - UW	11	57	764	9	51	13.40	69.45
7	Sarratt, Elijah - IND	11	41	725	6	71	17.68	65.91
8	Egbuka, Emeka - OSU	11	56	692	9	68	12.36	62.91
9	Miller, Dymere - RU	11	53	683	4	45	12.89	62.09
10	Jackson, Giles - UW	11	68	663	2	45	9.75	60.27

PUNTING (Minimum 3.6 Punts/Game, Games Played Pct. 75%)

#	Player	G	No.	Yds	Lg	I20	50+	TB	Avg.
1	Eckley, Ryan - MSU	11	40	1944	61	6	20	4	48.60
2	Bertrams, Atticus - Wisc	11	47	2142	74	17	14	3	45.57
3	McFerson, Bryce - MD	11	45	2049	64	19	17	3	45.53
4	Crimmins, Keelan - Purdue	11	55	2470	64	13	12	3	44.91
5	Dakin, Rhys - Iowa	11	51	2290	61	24	15	5	44.90
6	Crawford, Mark - MINN	11	44	1899	58	15	6	1	43.16
7	Anderson, Jakob - RU	11	45	1907	61	15	6	4	42.38
8	Doman, Tommy - Mich	11	46	1946	58	14	9	3	42.30

PATS KICKS MADE

#	Player	G	Made	Att.	Pct.
1	Radicic, Nicolas - IND	11	60	60	100.00
2	Fielding, Jayden - OSU	11	53	53	100.00
3	Lantz, Michael - USC	11	40	40	100.00
4	Stevens, Drew - Iowa	11	36	36	100.00
5	Patel, Jai - RU	11	33	34	97.06
6	Kesich, Dragan - MINN	11	32	33	96.97
7	Sappington, Atticus - Oregon	11	32	34	94.12
8	Olano, David - Illini	11	30	31	96.77
9	Vakos, Nathaniel - Wisc	11	30	30	100.00
10	Howes, Jack - MD	11	29	30	96.67



**2024-25 Big Ten Football
Extended Individual Statistics
All games**

NUMBER OF PUNTS

#	Player	G	No.	Yds	Lg	120	50+	TB	Avg.
1	Crimmins, Keelan - Purdue	11	55	2470	64	13	12	3	44.91
2	Dakin, Rhys - Iowa	11	51	2290	61	24	15	5	44.90
3	Bertrams, Atticus - Wisc	11	47	2142	74	17	14	3	45.57
4	Doman, Tommy - Mich	11	46	1946	58	14	9	3	42.30
5	Anderson, Jakob - RU	11	45	1907	61	15	6	4	42.38
6	McFerson, Bryce - MD	11	45	2049	64	19	17	3	45.53
7	Crawford, Mark - MINN	11	44	1899	58	15	6	1	43.16
8	Eckley, Ryan - MSU	11	40	1944	61	6	20	4	48.60
9	Akers, Luke - NU	11	39	1679	58	15	6	1	43.05
10	Buschini, Brian - Nebr	11	37	1722	69	14	14	2	46.54

YARDS PUNTED

#	Player	G	No.	Yds	Lg	120	50+	TB	Avg.
1	Crimmins, Keelan - Purdue	11	55	2470	64	13	12	3	44.91
2	Dakin, Rhys - Iowa	11	51	2290	61	24	15	5	44.90
3	Bertrams, Atticus - Wisc	11	47	2142	74	17	14	3	45.57
4	McFerson, Bryce - MD	11	45	2049	64	19	17	3	45.53
5	Doman, Tommy - Mich	11	46	1946	58	14	9	3	42.30
6	Eckley, Ryan - MSU	11	40	1944	61	6	20	4	48.60
7	Anderson, Jakob - RU	11	45	1907	61	15	6	4	42.38
8	Crawford, Mark - MINN	11	44	1899	58	15	6	1	43.16
9	Czaplicki, Eddie - USC	11	36	1755	62	22	19	0	48.75
10	Buschini, Brian - Nebr	11	37	1722	69	14	14	2	46.54

PAT KICKING PCT (Minimum Games Played Pct. 75%)

#	Player	G	Made	Att.	Pct.
1	Bhaghani, Mateen - UCLA	11	18	18	100.00
2	Akers, Luke - NU	11	9	9	100.00
3	Lantz, Michael - USC	11	40	40	100.00
4	Vakos, Nathaniel - Wisc	11	30	30	100.00
5	Freehill, Ben - Purdue	11	3	3	100.00
6	Stevens, Drew - Iowa	11	36	36	100.00
7	Fielding, Jayden - OSU	11	53	53	100.00
8	Gross, Grady - UW	11	25	25	100.00
9	Porath, Spencer - Purdue	9	17	17	100.00
10	Radicic, Nicolas - IND	11	60	60	100.00

PAT KICKING ATTEMPTS

#	Player	G	Made	Att.	Pct.
1	Radicic, Nicolas - IND	11	60	60	100.00
2	Fielding, Jayden - OSU	11	53	53	100.00
3	Lantz, Michael - USC	11	40	40	100.00
4	Stevens, Drew - Iowa	11	36	36	100.00
5	Patel, Jai - RU	11	33	34	97.06
6	Sappington, Atticus - Oregon	11	32	34	94.12
7	Kesich, Dragan - MINN	11	32	33	96.97
8	Olano, David - Illini	11	30	31	96.77
9	Howes, Jack - MD	11	29	30	96.67
10	Vakos, Nathaniel - Wisc	11	30	30	100.00

PUNT RETURN AVG (Minimum Games Played Pct. 75%)

#	Player	G	No.	Yds	TD	Long	Avg/g
1	Downs, Caleb - OSU	11	5	102	1	79	20.40
2	Williams, Ke'Shawn - IND	11	2	36	0	22	18.00
3	Kirtz, Bryce - NU	9	2	36	0	23	18.00

FIELD GOALS (Minimum Games Played Pct. 75%)

#	Player	G	Made	Att.	Long	Pct.	FG/G.
1	Kim, Jonathan - MSU	11	19	21	55	90.48	1.73
2	Kesich, Dragan - MINN	11	18	24	53	75.00	1.64
3	Bhaghani, Mateen - UCLA	11	18	22	57	81.82	1.64
4	Stevens, Drew - Iowa	11	17	20	54	85.00	1.55
5	Olano, David - Illini	11	16	19	50	84.21	1.45
6	Gross, Grady - UW	11	16	24	45	66.67	1.45
7	Zvada, Dominic - Mich	11	15	16	56	93.75	1.36
8	Lantz, Michael - USC	11	14	20	54	70.00	1.27
9	Sappington, Atticus - Oregon	11	13	15	42	86.67	1.18
10	Barker, Ryan - PSU	9	10	11	45	90.91	1.11

FIELD GOAL PCT (Minimum Games Played Pct. 75%)

#	Player	G	Made	Att.	Long	Pct.
1	Radicic, Nicolas - IND	11	8	8	41	100.00
2	Zvada, Dominic - Mich	11	15	16	56	93.75
3	Barker, Ryan - PSU	9	10	11	45	90.91
4	Kim, Jonathan - MSU	11	19	21	55	90.48
5	Fielding, Jayden - OSU	11	8	9	46	88.89
6	Sappington, Atticus - Oregon	11	13	15	42	86.67
7	Stevens, Drew - Iowa	11	17	20	54	85.00
8	Olano, David - Illini	11	16	19	50	84.21
9	Bhaghani, Mateen - UCLA	11	18	22	57	81.82
10	Kesich, Dragan - MINN	11	18	24	53	75.00

FIELD GOALS ATTEMPTED

#	Player	G	Made	Att.	Long	Pct.
1	Gross, Grady - UW	11	16	24	45	66.67
2	Kesich, Dragan - MINN	11	18	24	53	75.00
3	Bhaghani, Mateen - UCLA	11	18	22	57	81.82
4	Kim, Jonathan - MSU	11	19	21	55	90.48
5	Stevens, Drew - Iowa	11	17	20	54	85.00
6	Lantz, Michael - USC	11	14	20	54	70.00
7	Olano, David - Illini	11	16	19	50	84.21
8	Vakos, Nathaniel - Wisc	11	12	18	53	66.67
9	Howes, Jack - MD	11	11	16	48	68.75
10	Zvada, Dominic - Mich	11	15	16	56	93.75

FIELD GOALS MADE

#	Player	G	Made	Att.	Long	Pct.
1	Kim, Jonathan - MSU	11	19	21	55	90.48
2	Kesich, Dragan - MINN	11	18	24	53	75.00
3	Bhaghani, Mateen - UCLA	11	18	22	57	81.82
4	Stevens, Drew - Iowa	11	17	20	54	85.00
5	Gross, Grady - UW	11	16	24	45	66.67
6	Olano, David - Illini	11	16	19	50	84.21
7	Zvada, Dominic - Mich	11	15	16	56	93.75
8	Lantz, Michael - USC	11	14	20	54	70.00
9	Sappington, Atticus - Oregon	11	13	15	42	86.67
10	Vakos, Nathaniel - Wisc	11	12	18	53	66.67

KICK RETURN AVG (Minimum Games Played Pct. 75%)

#	Player	G	No.	Yds	TD	Long	Avg/g
1	Whittington, Noah - Oregon	11	6	198	0	100	33.00
2	Lemon, Makai - USC	10	12	351	0	80	29.25
3	Taylor, Joe - Mich	9	1	29	0	29	29.00



**2024-25 Big Ten Football
Extended Individual Statistics
All games**

PUNT RETURNS (Minimum 1.2 Punt Returns/Game)

#	Player	G	No.	Yds	TD	Long	Avg/g
1	Wetjen, Kaden - Iowa	11	24	287	1	85	11.96
2	Price, Myles - IND	11	21	270	0	65	12.86
3	Beatty, Hank - Illini	11	18	279	0	59	15.50
4	Johnson, Tez - Oregon	9	12	155	1	85	12.92
5	Bryant Jr., Gary - Oregon	2	3	13	0	12	4.33

PUNT RETURN YARDS

#	Player	G	No.	Yds	TD	Long	Avg/g
1	Wetjen, Kaden - Iowa	11	24	287	1	85	11.96
2	Beatty, Hank - Illini	11	18	279	0	59	15.50
3	Price, Myles - IND	11	21	270	0	65	12.86
4	Perich, Koi - MINN	11	13	168	0	60	12.92
5	Johnson, Tez - Oregon	9	12	155	1	85	12.92
6	Inniss, Brandon - OSU	11	12	109	0	36	9.08
7	Henning, A.J. - NU	11	10	104	0	27	10.40
8	Downs, Caleb - OSU	11	5	102	1	79	20.40
9	Morgan, Semaj - Mich	9	9	100	0	22	11.11
10	Boston, Denzel - UW	11	11	80	0	25	7.27

PUNT RETURN TDS

#	Player	G	No.	Yds	TD	Long	Avg/g
1	Wetjen, Kaden - Iowa	11	24	287	1	85	11.96
2	Downs, Caleb - OSU	11	5	102	1	79	20.40
3	Johnson, Tez - Oregon	9	12	155	1	85	12.92

INTERCEPTIONS (Minimum Games Played Pct. 75%)

#	Player	G	No.	Yds	TD	Long	Avg/g
1	Perich, Koi - MINN	11	5	63	0	45	0.45
2	Hartzog Jr., Malcolm - Nebr	10	4	75	0	34	0.40
3	Higgins, Jay - Iowa	11	4	15	0	10	0.36
4	Ferrell, Amare - IND	11	4	35	0	20	0.36
5	Brantley, Charles - MSU	9	3	101	1	100	0.33
6	Harris, Jermari - Iowa	10	3	60	1	32	0.30
7	Miller, Glendon - MD	10	3	28	0	28	0.30
8	Robinson, Ethan - MINN	11	3	0	0	0	0.27
9	Reed, Jaylen - PSU	11	3	50	1	22	0.27
10	Bruener, Carson - UW	11	3	55	0	24	0.27

INTERCEPTION RET YARDS

#	Player	G	No.	Yds	TD	Long	Yds/i
1	Johnson, Will - Mich	6	2	128	2	86	64.00
2	Addison, Bryan - UCLA	11	2	106	1	96	53.00
3	Walley, Justin - MINN	9	2	102	1	70	51.00
4	Brantley, Charles - MSU	9	3	101	1	100	33.67
5	Johnson, Theran - NU	10	2	85	1	85	42.50
6	Asbury II, Shawn - IND	11	1	78	0	78	78.00
7	Hartzog Jr., Malcolm - Nebr	10	4	75	0	34	18.75
8	Ponds, D'Angelo - IND	11	2	67	1	67	33.50
9	Perich, Koi - MINN	11	5	63	0	45	12.60
10	Martinez, Nikai - MSU	11	2	62	0	41	31.00

KICK RETURNS (Minimum 1.2 Total Kick Returns/Game)

#	Player	G	No.	Yds	TD	Long	Avg/g
1	Wetjen, Kaden - Iowa	11	21	520	0	39	24.76
2	Himon II, Joseph - NU	11	19	466	0	96	24.53
3	Reynolds, Keith - UW	11	14	307	0	50	21.93
4	Lemon, Makai - USC	10	12	351	0	80	29.25
5	Marshall, Jordan - Mich	3	8	214	0	63	26.75

KICK RETURN YARDS

#	Player	G	No.	Yds	TD	Long	Avg/g
1	Wetjen, Kaden - Iowa	11	21	520	0	39	24.76
2	Himon II, Joseph - NU	11	19	466	0	96	24.53
3	Lemon, Makai - USC	10	12	351	0	80	29.25
4	Anthony II, Vinny - Wisc	11	11	316	0	74	28.73
5	Reynolds, Keith - UW	11	14	307	0	50	21.93
6	Perich, Koi - MINN	11	13	248	0	27	19.08
7	Barney Jr., Jacory - Nebr	11	11	232	0	45	21.09
8	Singleton, Nicholas - PSU	10	11	219	0	25	19.91
9	Jones, Keegan - UCLA	11	11	217	0	30	19.73
10	Marshall, Jordan - Mich	3	8	214	0	63	26.75

KICK RETURN TDS

#	Player	G	No.	Yds	TD	Long	Avg/g
1	Limar, Jayden - Oregon	11	1	26	1	26	26.00

INTERCEPTION RETURNS

#	Player	G	No.	Yds	TD	Long	Yds/i
1	Perich, Koi - MINN	11	5	63	0	45	12.60
2	Hartzog Jr., Malcolm - Nebr	10	4	75	0	34	18.75
3	Ferrell, Amare - IND	11	4	35	0	20	8.75
4	Higgins, Jay - Iowa	11	4	15	0	10	3.75
5	Bruener, Carson - UW	11	3	55	0	24	18.33
6	Harris, Jermari - Iowa	10	3	60	1	32	20.00
7	Brantley, Charles - MSU	9	3	101	1	100	33.67
8	Robinson, Ethan - MINN	11	3	0	0	0	0.00
9	Schulte, Quinn - Iowa	11	3	23	0	15	7.67
10	Miller, Glendon - MD	10	3	28	0	28	9.33

INTERCEPTION RETURN TDS

#	Player	G	No.	Yds	TD	Long	Yds/i
1	Johnson, Will - Mich	6	2	128	2	86	64.00
2	Addison, Bryan - UCLA	11	2	106	1	96	53.00
3	Reed, Jaylen - PSU	11	3	50	1	22	16.67
4	Rogers, Eric - RU	11	1	52	1	52	52.00
5	Henderson, Jack - MINN	11	1	25	1	25	25.00
6	Wright, Ceyair - Nebr	11	2	45	1	45	22.50
7	Cobb, Mason - USC	10	2	55	1	55	27.50
8	Walley, Justin - MINN	9	2	102	1	70	51.00
9	Harris, Jermari - Iowa	10	3	60	1	32	20.00
10	Bullock, John - Nebr	11	1	35	1	35	35.00



**2024-25 Big Ten Football
Extended Individual Statistics
All games**

TACKLES (All positions) (Minimum Games Played Pct. 75%)

#	Player	G	Pos	Solo	Ast	Total	Avg/g
1	Schwesinger, Carson - UCLA	11	LB	79	42	121	11.00
2	Higgins, Jay - Iowa	11	LB	45	61	106	9.64
3	Fisher, Aiden - IND	11	LB	40	62	102	9.27
4	Djabome, Dariel - RU	11	LB	46	49	95	8.64
5	Thieneman, Dillon - Purdue	11	DB	63	31	94	8.55
6	Lindenberg, Cody - MINN	11	LB	42	48	90	8.18
7	Mascarenas-Arnold, Easton - USC	11	LB	49	39	88	8.00
8	Bruener, Carson - UW	11	LB	47	39	86	7.82
9	Jackson, Nick - Iowa	11	LB	37	43	80	7.27
10	Jenkins, Kydran - Purdue	11	LB	46	32	78	7.09
11	Rosiek, Dylan - Illini	9	LB	26	37	63	7.00
12	Cobb, Mason - USC	10	LB	29	39	68	6.80
13	Hausmann, Ernest - Mich	11	LB	47	27	74	6.73
14	Bailey, Matthew - Illini	11	DB	37	36	73	6.64
15	Uihlein, Mac - NU	11	LB	45	28	73	6.64
16	Simon, Cody - OSU	10	LB	30	35	65	6.50
17	Styles, Sonny - OSU	11	LB	31	40	71	6.45
18	Reed, Jaylen - PSU	11	S	39	31	70	6.36
19	Wohler, Hunter - Wisc	10	S	44	19	63	6.30
20	Tuputala, Alphonzo - UW	11	LB	40	29	69	6.27
21	Boettcher, Bryce - Oregon	11	LB	38	31	69	6.27
22	Baranowski, Maverick - MINN	9	LB	15	41	56	6.22
23	Walker, Jailin - IND	11	LB	32	35	67	6.09
24	Trader Jr., Dante - MD	9	DB	32	22	54	6.00
25	Gifford, Isaac - Nebr	11	DB	27	38	65	5.91
26	Loyal, Shaquan - RU	11	DB	39	25	64	5.82
27	Medrano, Kain - UCLA	11	LB	43	21	64	5.82
28	Singleton, DeShon - Nebr	11	DB	40	22	62	5.64
29	Brown, Kerry - MINN	10	DB	27	29	56	5.60
30	Smith, Jaylin - USC	9	CB	33	17	50	5.56
31	Jacas, Gabe - Illini	11	LB	33	28	61	5.55
32	Asbury II, Shawn - IND	11	DB	24	37	61	5.55
33	Bullock, John - Nebr	11	LB	30	30	60	5.45
34	Barham, Jaishawn - Mich	11	LB	37	23	60	5.45
35	Turner, Jordan - MSU	11	LB	31	29	60	5.45
36	Dixon, Flip - RU	10	DB	28	26	54	5.40
37	Wheatley, Zakee - PSU	11	S	40	19	59	5.36
38	King, Kobe - PSU	11	LB	33	26	59	5.36
39	Alliegro, Christian - Wisc	11	LB	38	20	58	5.27
40	Thomas, Jaheim - Wisc	10	LB	24	28	52	5.20
41	Oladejo, Oluwafemi - UCLA	11	LB	30	27	57	5.18
42	Johnson, Theran - NU	10	DB	39	11	50	5.00
43	Ramsey, Kamari - USC	9	S	35	10	45	5.00
44	Hyppolite II, Ruben - MD	11	LB	28	27	55	5.00
45	Chaney, Jake - Wisc	11	LB	25	30	55	5.00
46	Heldt, Will - Purdue	11	DE	35	19	54	4.91
47	Turner, Devin - NU	10	DB	32	17	49	4.90
48	Spencer, Malik - MSU	9	S	28	16	44	4.89
49	Zachman, Preston - Wisc	11	S	34	19	53	4.82
50	Igbinosun, Desmond - RU	11	DB	24	29	53	4.82

SACKS (Minimum Games Played Pct. 75%)

#	Player	G	Pos	Solo	Ast	Total	Avg/g
1	Kamara, Mikail - IND	11	DL	9	1	9.5	0.86
2	Stewart, Josaiah - Mich	10	DE	8	1	8.5	0.85
3	Uiagalelei, Matayo - Oregon	11	DE	8	1	8.5	0.77
4	Carter, Abdul - PSU	11	LB	8	0	8	0.73
5	Jacas, Gabe - Illini	11	LB	7	2	8	0.73
6	Jenkins, Kydran - Purdue	11	LB	5	3	6.5	0.59
7	Tuimoloau, JT - OSU	11	DL	3	6	6	0.55
8	Robinson, Ty - Nebr	11	DL	6	0	6	0.55
9	Guy, T.J. - Mich	11	DE	5	1	5.5	0.50
10	Simon, Cody - OSU	10	LB	4	2	5	0.50

TACKLES FOR LOSS (Minimum 1.25 Total Tackles For Loss/Game, Games Played Pct. 75%)

#	Player	G	Pos	Solo	Ast	Total	Avg/g
1	Carter, Abdul - PSU	11	LB	15	5	17.5	1.59
2	Kamara, Mikail - IND	11	DL	12	5	14.5	1.32
3	Stewart, Josaiah - Mich	10	DE	11	4	13	1.30

FUMBLES FORCED (Minimum Games Played Pct. 75%)

#	Player	G	No.	Avg/g
1	Ransom, Lathan - OSU	10	3	0.30
2	Jacas, Gabe - Illini	11	3	0.27
3	Medrano, Kain - UCLA	11	3	0.27
4	Rosiek, Dylan - Illini	9	2	0.22
5	Ramsey, Kamari - USC	9	2	0.22
6	McGahee IV, Willis - Nebr	10	2	0.20
7	Wyatt, Kellan - MD	10	2	0.20
8	Stewart, Josaiah - Mich	10	2	0.20
9	Rogers, Eric - RU	11	2	0.18
10	Higgins, Jay - Iowa	11	2	0.18

FUMBLES RECOVERED (Minimum Games Played Pct. 75%)

#	Player	G	No.	Avg/g
1	Kamara, Mikail - IND	11	3	0.27
2	Barten, Ben - Wisc	11	2	0.18
3	Sawyer, Jack - OSU	11	2	0.18
4	Gbayor, Mikai - Nebr	11	2	0.18
5	Grant, Kenneth - Mich	11	2	0.18
6	Baranowski, Maverick - MINN	9	1	0.11
7	Matthews, Wayne - MSU	9	1	0.11
8	Tuliaupupu, Solomon - USC	9	1	0.11
9	Walters, Damon - NU	9	1	0.11
10	Wright, Abram - RU	9	1	0.11

PASSES DEFENDED (Minimum Games Played Pct. 75%)

#	Player	G	Brup	Int.	Total	Avg/g
1	Walley, Justin - MINN	9	9	2	11	1.22
2	Johnson, Theran - NU	10	10	2	12	1.20
3	Brantley, Charles - MSU	9	7	3	10	1.11
4	Longerbeam, Robert - RU	10	10	1	11	1.10
5	Harris, Jermari - Iowa	10	7	3	10	1.00
6	Ponds, D'Angelo - IND	11	9	2	11	1.00
7	Dixon, Thaddeus - UW	11	9	1	10	0.91
8	Hill, Jyaire - Mich	10	8	1	9	0.90
9	Higgins, Jay - Iowa	11	5	4	9	0.82
10	Muhammad, Jabbar - Oregon	11	9	0	9	0.82



**2024-25 Big Ten Football
Extended Team Leaders
All games**

SCORING OFFENSE

Team	G	TD	FG	XPT	2XP	DXP	Saf	Pts	Avg/G
Indiana	11	61	8	60	1	0	1	454	41.27
Ohio St.	11	56	8	56	0	0	0	416	37.82
Oregon	11	47	15	40	3	0	0	373	33.91
Penn St.	11	46	12	44	0	0	0	356	32.36
Iowa	11	39	17	36	0	0	1	323	29.36
Southern California	11	40	14	40	0	0	0	322	29.27
Illinois	11	37	17	30	2	0	1	309	28.09
Rutgers	11	38	9	33	1	0	2	294	26.73
Minnesota	11	34	18	32	0	1	0	292	26.55
Maryland	11	35	11	30	2	0	0	277	25.18
Nebraska	11	34	12	32	1	0	1	276	25.09
Wisconsin	11	32	12	30	2	0	1	264	24
Michigan	11	30	15	25	1	0	1	254	23.09
Washington	11	29	16	25	1	0	0	249	22.64
Michigan St.	11	23	19	21	0	0	1	218	19.82
UCLA	11	21	18	19	1	0	0	201	18.27
Purdue	11	23	9	20	2	0	0	189	17.18
Northwestern	11	20	15	19	0	0	1	186	16.91

TOTAL DEFENSE

Team	G	Rush	Pass	Plays	Yards	Avg/P	TD	Avg/G
Ohio St.	11	990	1669	648	2659	4.1	12	241.73
Indiana	11	837	2034	666	2871	4.31	20	261
Penn St.	11	1092	1915	656	3007	4.58	15	273.36
Oregon	11	1304	1857	672	3161	4.7	19	287.36
Minnesota	11	1315	2010	676	3325	4.92	23	302.27
Iowa	11	1266	2163	684	3429	5.01	20	311.73
Washington	11	1675	1765	717	3440	4.8	25	312.73
Michigan	11	1034	2445	700	3479	4.97	27	316.27
Michigan St.	11	1293	2326	673	3619	5.38	35	329
Nebraska	11	1220	2401	661	3621	5.48	28	329.18
Wisconsin	11	1797	1941	686	3738	5.45	29	339.82
UCLA	11	1092	2717	698	3809	5.46	35	346.27
Northwestern	11	1347	2612	728	3959	5.44	32	359.91
Illinois	11	1686	2333	727	4019	5.53	27	365.36
Southern California	11	1431	2592	708	4023	5.68	25	365.73
Maryland	11	1422	2703	732	4125	5.64	35	375
Rutgers	11	1666	2659	713	4325	6.07	36	393.18
Purdue	11	2167	2683	728	4850	6.66	51	440.91

SCORING DEFENSE

Team	G	TD	FG	XPT	2XP	DXP	Saf	Pts	Avg/G
Ohio St.	11	13	9	9	2	0	0	118	10.73
Penn St.	11	15	18	13	1	1	0	161	14.64
Oregon	11	20	11	18	1	0	0	173	15.73
Indiana	11	21	10	20	0	0	0	176	16
Iowa	11	23	12	21	0	0	0	195	17.73
Minnesota	11	23	14	21	0	0	1	203	18.45
Washington	11	26	14	25	0	0	1	225	20.45
Nebraska	11	29	7	28	1	0	0	225	20.45
Southern California	11	27	15	22	2	0	0	233	21.18
Michigan	11	27	15	25	2	0	0	236	21.45
Illinois	11	28	14	23	2	0	0	237	21.55
Wisconsin	11	31	12	31	0	0	0	253	23
Rutgers	11	36	6	28	4	0	1	272	24.73
Michigan St.	11	35	9	31	1	0	1	272	24.73
Northwestern	11	33	14	32	0	0	3	278	25.27
UCLA	11	35	16	30	1	0	0	290	26.36
Maryland	11	38	18	37	1	0	0	321	29.18
Purdue	11	55	10	53	0	0	0	413	37.55

TOTAL OFFENSE PLAYS

Team	G	Rush	Pass	Plays	Yards	Avg/P	TD	Avg/G
Maryland	11	1253	3186	807	4439	5.5	35	403.55
Rutgers	11	1907	2302	774	4209	5.44	37	382.64
Southern California	11	1587	3140	753	4727	6.28	39	429.73
Oregon	11	1829	3095	751	4924	6.56	44	447.64
Nebraska	11	1423	2547	743	3970	5.34	31	360.91
Wisconsin	11	1808	2230	731	4038	5.52	32	367.09
Indiana	11	1850	2833	716	4683	6.54	59	425.73
Washington	11	1533	2827	715	4360	6.1	29	396.36
Penn St.	11	2117	2785	703	4902	6.97	44	445.64
Michigan St.	11	1281	2467	699	3748	5.36	22	340.73
Illinois	11	1602	2402	695	4004	5.76	36	364
Ohio St.	11	1953	2877	690	4830	7	52	439.09
Minnesota	11	1153	2461	684	3614	5.28	32	328.55
Michigan	11	1756	1541	670	3297	4.92	28	299.73
UCLA	11	965	2617	664	3582	5.39	19	325.64
Iowa	11	2349	1465	664	3814	5.74	37	346.73
Northwestern	11	1069	1902	656	2971	4.53	17	270.09
Purdue	11	1371	2153	631	3524	5.58	22	320.36



**2024-25 Big Ten Football
Extended Team Leaders
All games**

TOUCHDOWNS SCORED

Team	G	TD	FG	XPT	2XP	DXP	Saf	Pts	Avg/G
Indiana	11	61	8	60	1	0	1	454	41.27
Ohio St.	11	56	8	56	0	0	0	416	37.82
Oregon	11	47	15	40	3	0	0	373	33.91
Penn St.	11	46	12	44	0	0	0	356	32.36
Southern California	11	40	14	40	0	0	0	322	29.27
Iowa	11	39	17	36	0	0	1	323	29.36
Rutgers	11	38	9	33	1	0	2	294	26.73
Illinois	11	37	17	30	2	0	1	309	28.09
Maryland	11	35	11	30	2	0	0	277	25.18
Nebraska	11	34	12	32	1	0	1	276	25.09
Minnesota	11	34	18	32	0	1	0	292	26.55
Wisconsin	11	32	12	30	2	0	1	264	24
Michigan	11	30	15	25	1	0	1	254	23.09
Washington	11	29	16	25	1	0	0	249	22.64
Purdue	11	23	9	20	2	0	0	189	17.18
Michigan St.	11	23	19	21	0	0	1	218	19.82
UCLA	11	21	18	19	1	0	0	201	18.27
Northwestern	11	20	15	19	0	0	1	186	16.91

TOTAL OFFENSE YARDS

Team	G	Rush	Pass	Plays	Yards	Avg/P	TD	Avg/G
Oregon	11	1829	3095	751	4924	6.56	44	447.64
Penn St.	11	2117	2785	703	4902	6.97	44	445.64
Ohio St.	11	1953	2877	690	4830	7	52	439.09
Southern California	11	1587	3140	753	4727	6.28	39	429.73
Indiana	11	1850	2833	716	4683	6.54	59	425.73
Maryland	11	1253	3186	807	4439	5.5	35	403.55
Washington	11	1533	2827	715	4360	6.1	29	396.36
Rutgers	11	1907	2302	774	4209	5.44	37	382.64
Wisconsin	11	1808	2230	731	4038	5.52	32	367.09
Illinois	11	1602	2402	695	4004	5.76	36	364
Nebraska	11	1423	2547	743	3970	5.34	31	360.91
Iowa	11	2349	1465	664	3814	5.74	37	346.73
Michigan St.	11	1281	2467	699	3748	5.36	22	340.73
Minnesota	11	1153	2461	684	3614	5.28	32	328.55
UCLA	11	965	2617	664	3582	5.39	19	325.64
Purdue	11	1371	2153	631	3524	5.58	22	320.36
Michigan	11	1756	1541	670	3297	4.92	28	299.73
Northwestern	11	1069	1902	656	2971	4.53	17	270.09

PTS SCORED KICKING

Team	G	TD	FG	XPT	2XP	DXP	Saf	Pts	Avg/G
Indiana	11	61	8	60	1	0	1	454	41.27
Ohio St.	11	56	8	56	0	0	0	416	37.82
Oregon	11	47	15	40	3	0	0	373	33.91
Penn St.	11	46	12	44	0	0	0	356	32.36
Iowa	11	39	17	36	0	0	1	323	29.36
Southern California	11	40	14	40	0	0	0	322	29.27
Illinois	11	37	17	30	2	0	1	309	28.09
Rutgers	11	38	9	33	1	0	2	294	26.73
Minnesota	11	34	18	32	0	1	0	292	26.55
Maryland	11	35	11	30	2	0	0	277	25.18
Nebraska	11	34	12	32	1	0	1	276	25.09
Wisconsin	11	32	12	30	2	0	1	264	24
Michigan	11	30	15	25	1	0	1	254	23.09
Washington	11	29	16	25	1	0	0	249	22.64
Michigan St.	11	23	19	21	0	0	1	218	19.82
UCLA	11	21	18	19	1	0	0	201	18.27
Purdue	11	23	9	20	2	0	0	189	17.18
Northwestern	11	20	15	19	0	0	1	186	16.91

TOTAL OFF. AVG/PLAY

Team	G	Rush	Pass	Plays	Yards	Avg/P	TD	Avg/G
Ohio St.	11	1953	2877	690	4830	7	52	439.09
Penn St.	11	2117	2785	703	4902	6.97	44	445.64
Oregon	11	1829	3095	751	4924	6.56	44	447.64
Indiana	11	1850	2833	716	4683	6.54	59	425.73
Southern California	11	1587	3140	753	4727	6.28	39	429.73
Washington	11	1533	2827	715	4360	6.1	29	396.36
Illinois	11	1602	2402	695	4004	5.76	36	364
Iowa	11	2349	1465	664	3814	5.74	37	346.73
Purdue	11	1371	2153	631	3524	5.58	22	320.36
Wisconsin	11	1808	2230	731	4038	5.52	32	367.09
Maryland	11	1253	3186	807	4439	5.5	35	403.55
Rutgers	11	1907	2302	774	4209	5.44	37	382.64
UCLA	11	965	2617	664	3582	5.39	19	325.64
Michigan St.	11	1281	2467	699	3748	5.36	22	340.73
Nebraska	11	1423	2547	743	3970	5.34	31	360.91
Minnesota	11	1153	2461	684	3614	5.28	32	328.55
Michigan	11	1756	1541	670	3297	4.92	28	299.73
Northwestern	11	1069	1902	656	2971	4.53	17	270.09



**2024-25 Big Ten Football
Extended Team Leaders
All games**

TOTAL OFFENSE

Team	G	Rush	Pass	Plays	Yards	Avg/P	TD	Avg/G
Oregon	11	1829	3095	751	4924	6.56	44	447.64
Penn St.	11	2117	2785	703	4902	6.97	44	445.64
Ohio St.	11	1953	2877	690	4830	7	52	439.09
Southern California	11	1587	3140	753	4727	6.28	39	429.73
Indiana	11	1850	2833	716	4683	6.54	59	425.73
Maryland	11	1253	3186	807	4439	5.5	35	403.55
Washington	11	1533	2827	715	4360	6.1	29	396.36
Rutgers	11	1907	2302	774	4209	5.44	37	382.64
Wisconsin	11	1808	2230	731	4038	5.52	32	367.09
Illinois	11	1602	2402	695	4004	5.76	36	364
Nebraska	11	1423	2547	743	3970	5.34	31	360.91
Iowa	11	2349	1465	664	3814	5.74	37	346.73
Michigan St.	11	1281	2467	699	3748	5.36	22	340.73
Minnesota	11	1153	2461	684	3614	5.28	32	328.55
UCLA	11	965	2617	664	3582	5.39	19	325.64
Purdue	11	1371	2153	631	3524	5.58	22	320.36
Michigan	11	1756	1541	670	3297	4.92	28	299.73
Northwestern	11	1069	1902	656	2971	4.53	17	270.09

TOTAL OFFENSE TDS

Team	G	Rush	Pass	Plays	Yards	Avg/P	TD	Avg/G
Indiana	11	1850	2833	716	4683	6.54	59	425.73
Ohio St.	11	1953	2877	690	4830	7	52	439.09
Penn St.	11	2117	2785	703	4902	6.97	44	445.64
Oregon	11	1829	3095	751	4924	6.56	44	447.64
Southern California	11	1587	3140	753	4727	6.28	39	429.73
Rutgers	11	1907	2302	774	4209	5.44	37	382.64
Iowa	11	2349	1465	664	3814	5.74	37	346.73
Illinois	11	1602	2402	695	4004	5.76	36	364
Maryland	11	1253	3186	807	4439	5.5	35	403.55
Wisconsin	11	1808	2230	731	4038	5.52	32	367.09
Minnesota	11	1153	2461	684	3614	5.28	32	328.55
Nebraska	11	1423	2547	743	3970	5.34	31	360.91
Washington	11	1533	2827	715	4360	6.1	29	396.36
Michigan	11	1756	1541	670	3297	4.92	28	299.73
Purdue	11	1371	2153	631	3524	5.58	22	320.36
Michigan St.	11	1281	2467	699	3748	5.36	22	340.73
UCLA	11	965	2617	664	3582	5.39	19	325.64
Northwestern	11	1069	1902	656	2971	4.53	17	270.09

RUSHING OFFENSE

Team	G	Att	Yards	Avg/A	Long	TD	Avg/G
Iowa	11	437	2349	5.38	75	29	213.55
Penn St.	11	408	2117	5.19	78	22	192.45
Ohio St.	11	379	1953	5.15	86	24	177.55
Rutgers	11	433	1907	4.4	62	21	173.36
Indiana	11	420	1850	4.4	51	34	168.18
Oregon	11	391	1829	4.68	54	22	166.27
Wisconsin	11	398	1808	4.54	55	19	164.36
Michigan	11	393	1756	4.47	63	17	159.64
Illinois	11	381	1602	4.2	42	16	145.64
Southern California	11	307	1587	5.17	75	17	144.27
Washington	11	350	1533	4.38	64	12	139.36
Nebraska	11	372	1423	3.83	42	19	129.36
Purdue	11	323	1371	4.24	69	9	124.64
Michigan St.	11	370	1281	3.46	63	10	116.45
Maryland	11	339	1253	3.7	75	15	113.91
Minnesota	11	329	1153	3.5	80	16	104.82
Northwestern	11	326	1069	3.28	51	12	97.18
UCLA	11	306	965	3.15	57	3	87.73

RUSHING TDS

Team	G	Att	Yards	Avg/A	Long	TD	Avg/G
Indiana	11	420	1850	4.4	51	34	168.18
Iowa	11	437	2349	5.38	75	29	213.55
Ohio St.	11	379	1953	5.15	86	24	177.55
Penn St.	11	408	2117	5.19	78	22	192.45
Oregon	11	391	1829	4.68	54	22	166.27
Rutgers	11	433	1907	4.4	62	21	173.36
Wisconsin	11	398	1808	4.54	55	19	164.36
Nebraska	11	372	1423	3.83	42	19	129.36
Southern California	11	307	1587	5.17	75	17	144.27
Michigan	11	393	1756	4.47	63	17	159.64
Minnesota	11	329	1153	3.5	80	16	104.82
Illinois	11	381	1602	4.2	42	16	145.64
Maryland	11	339	1253	3.7	75	15	113.91
Washington	11	350	1533	4.38	64	12	139.36
Northwestern	11	326	1069	3.28	51	12	97.18
Michigan St.	11	370	1281	3.46	63	10	116.45
Purdue	11	323	1371	4.24	69	9	124.64
UCLA	11	306	965	3.15	57	3	87.73



**2024-25 Big Ten Football
Extended Team Leaders
All games**

RUSHING DEFENSE

Team	G	Att	Yards	Avg/A	Long	TD	Avg/G
Indiana	11	322	837	2.6	75	10	76.09
Ohio St.	11	366	990	2.7	38	8	90
Michigan	11	330	1034	3.13	65	10	94
UCLA	11	332	1092	3.29	30	17	99.27
Penn St.	11	342	1092	3.19	75	5	99.27
Nebraska	11	338	1220	3.61	57	6	110.91
Iowa	11	330	1266	3.84	31	2	115.09
Michigan St.	11	356	1293	3.63	75	16	117.55
Oregon	11	337	1304	3.87	70	11	118.55
Minnesota	11	353	1315	3.73	42	13	119.55
Northwestern	11	354	1347	3.81	47	18	122.45
Maryland	11	378	1422	3.76	68	15	129.27
Southern California	11	337	1431	4.25	63	15	130.09
Rutgers	11	340	1666	4.9	73	22	151.45
Washington	11	391	1675	4.28	78	14	152.27
Illinois	11	379	1686	4.45	35	11	153.27
Wisconsin	11	389	1797	4.62	35	19	163.36
Purdue	11	428	2167	5.06	70	30	197

PASS EFFICIENCY

Team	G	Comp-Att-Int	Pct.	Yds	Avg/G	TD	Effic
Ohio St.	11	223 - 311 - 6	71.70	2877	261.55	28	175.26
Indiana	11	203 - 296 - 5	68.58	2833	257.55	25	173.47
Penn St.	11	213 - 295 - 6	72.20	2785	253.18	22	172.05
Oregon	11	265 - 360 - 6	73.61	3095	281.36	22	162.66
Washington	11	259 - 365 - 7	70.96	2827	257.00	17	147.55
Illinois	11	190 - 314 - 3	60.51	2402	218.36	20	143.88
Minnesota	11	236 - 355 - 5	66.48	2461	223.73	16	136.77
UCLA	11	233 - 358 - 11	65.08	2617	237.91	16	135.09
Southern California	11	286 - 446 - 10	64.13	3140	285.45	22	135.06
Maryland	11	300 - 468 - 11	64.10	3186	289.64	20	130.69
Michigan St.	11	199 - 329 - 11	60.49	2467	224.27	12	128.82
Nebraska	11	243 - 371 - 11	65.50	2547	231.55	12	127.91
Purdue	11	180 - 308 - 7	58.44	2153	195.73	13	126.54
Rutgers	11	186 - 341 - 6	54.55	2302	209.27	16	123.22
Iowa	11	141 - 227 - 7	62.11	1465	133.18	8	121.79
Wisconsin	11	193 - 333 - 10	57.96	2230	202.73	13	121.09
Michigan	11	170 - 277 - 10	61.37	1541	140.09	11	113.99
Northwestern	11	181 - 330 - 8	54.85	1902	172.91	5	103.41

YARDS PER RUSH

Team	G	Att	Yards	Avg/A	Long	TD	Avg/G
Iowa	11	437	2349	5.38	75	29	213.55
Penn St.	11	408	2117	5.19	78	22	192.45
Southern California	11	307	1587	5.17	75	17	144.27
Ohio St.	11	379	1953	5.15	86	24	177.55
Oregon	11	391	1829	4.68	54	22	166.27
Wisconsin	11	398	1808	4.54	55	19	164.36
Michigan	11	393	1756	4.47	63	17	159.64
Rutgers	11	433	1907	4.4	62	21	173.36
Indiana	11	420	1850	4.4	51	34	168.18
Washington	11	350	1533	4.38	64	12	139.36
Purdue	11	323	1371	4.24	69	9	124.64
Illinois	11	381	1602	4.2	42	16	145.64
Nebraska	11	372	1423	3.83	42	19	129.36
Maryland	11	339	1253	3.7	75	15	113.91
Minnesota	11	329	1153	3.5	80	16	104.82
Michigan St.	11	370	1281	3.46	63	10	116.45
Northwestern	11	326	1069	3.28	51	12	97.18
UCLA	11	306	965	3.15	57	3	87.73

PASS DEFENSE EFFIC.

Team	G	Comp-Att-Int	Pct.	Yds	Avg/G	TD	Effic
Oregon	11	180 - 335 - 10	53.73	1857	168.82	8	102.21
Washington	11	175 - 326 - 8	53.68	1765	160.45	11	105.39
Ohio St.	11	170 - 282 - 7	60.28	1669	151.73	4	109.71
Minnesota	11	195 - 323 - 16	60.37	2010	182.73	10	112.95
Penn St.	11	184 - 314 - 9	58.60	1915	174.09	10	114.61
Indiana	11	216 - 344 - 12	62.79	2034	184.91	10	115.07
Iowa	11	220 - 354 - 16	62.15	2163	196.64	18	121.21
Wisconsin	11	185 - 297 - 4	62.29	1941	176.45	10	125.60
Illinois	11	209 - 348 - 9	60.06	2333	212.09	16	126.37
Michigan	11	227 - 370 - 9	61.35	2445	222.27	17	127.16
Northwestern	11	235 - 374 - 8	62.83	2612	237.45	14	129.57
Rutgers	11	228 - 373 - 6	61.13	2659	241.73	14	130.18
Southern California	11	251 - 371 - 9	67.65	2592	235.64	10	130.38
Michigan St.	11	193 - 317 - 9	60.88	2326	211.45	19	136.62
UCLA	11	239 - 366 - 10	65.30	2717	247.00	18	138.42
Maryland	11	220 - 354 - 9	62.15	2703	245.73	20	139.85
Nebraska	11	208 - 323 - 11	64.40	2401	218.27	22	142.50
Purdue	11	195 - 300 - 4	65.00	2683	243.91	21	160.56



2024-25 Big Ten Football
Extended Team Leaders
All games

RUSH ATTEMPTS

Team	G	Att	Yards	Avg/A	Long	TD	Avg/G
Iowa	11	437	2349	5.38	75	29	213.55
Rutgers	11	433	1907	4.4	62	21	173.36
Indiana	11	420	1850	4.4	51	34	168.18
Penn St.	11	408	2117	5.19	78	22	192.45
Wisconsin	11	398	1808	4.54	55	19	164.36
Michigan	11	393	1756	4.47	63	17	159.64
Oregon	11	391	1829	4.68	54	22	166.27
Illinois	11	381	1602	4.2	42	16	145.64
Ohio St.	11	379	1953	5.15	86	24	177.55
Nebraska	11	372	1423	3.83	42	19	129.36
Michigan St.	11	370	1281	3.46	63	10	116.45
Washington	11	350	1533	4.38	64	12	139.36
Maryland	11	339	1253	3.7	75	15	113.91
Minnesota	11	329	1153	3.5	80	16	104.82
Northwestern	11	326	1069	3.28	51	12	97.18
Purdue	11	323	1371	4.24	69	9	124.64
Southern California	11	307	1587	5.17	75	17	144.27
UCLA	11	306	965	3.15	57	3	87.73

RUSH YARDS

Team	G	Att	Yards	Avg/A	Long	TD	Avg/G
Iowa	11	437	2349	5.38	75	29	213.55
Penn St.	11	408	2117	5.19	78	22	192.45
Ohio St.	11	379	1953	5.15	86	24	177.55
Rutgers	11	433	1907	4.4	62	21	173.36
Indiana	11	420	1850	4.4	51	34	168.18
Oregon	11	391	1829	4.68	54	22	166.27
Wisconsin	11	398	1808	4.54	55	19	164.36
Michigan	11	393	1756	4.47	63	17	159.64
Illinois	11	381	1602	4.2	42	16	145.64
Southern California	11	307	1587	5.17	75	17	144.27
Washington	11	350	1533	4.38	64	12	139.36
Nebraska	11	372	1423	3.83	42	19	129.36
Purdue	11	323	1371	4.24	69	9	124.64
Michigan St.	11	370	1281	3.46	63	10	116.45
Maryland	11	339	1253	3.7	75	15	113.91
Minnesota	11	329	1153	3.5	80	16	104.82
Northwestern	11	326	1069	3.28	51	12	97.18
UCLA	11	306	965	3.15	57	3	87.73



**2024-25 Big Ten Football
Extended Team Leaders
All games**

PASS OFFENSE

Team	G	Comp-Att-Int	Pct.	Yds	Avg/A	TD	Avg/G
Maryland	11	300 - 468 - 11	64.10	3186	6.81	20	289.64
Southern California	11	286 - 446 - 10	64.13	3140	7.04	22	285.45
Oregon	11	265 - 360 - 6	73.61	3095	8.60	22	281.36
Ohio St.	11	223 - 311 - 6	71.70	2877	9.25	28	261.55
Indiana	11	203 - 296 - 5	68.58	2833	9.57	25	257.55
Washington	11	259 - 365 - 7	70.96	2827	7.75	17	257.00
Penn St.	11	213 - 295 - 6	72.20	2785	9.44	22	253.18
UCLA	11	233 - 358 - 11	65.08	2617	7.31	16	237.91
Nebraska	11	243 - 371 - 11	65.50	2547	6.87	12	231.55
Michigan St.	11	199 - 329 - 11	60.49	2467	7.50	12	224.27
Minnesota	11	236 - 355 - 5	66.48	2461	6.93	16	223.73
Illinois	11	190 - 314 - 3	60.51	2402	7.65	20	218.36
Rutgers	11	186 - 341 - 6	54.55	2302	6.75	16	209.27
Wisconsin	11	193 - 333 - 10	57.96	2230	6.70	13	202.73
Purdue	11	180 - 308 - 7	58.44	2153	6.99	13	195.73
Northwestern	11	181 - 330 - 8	54.85	1902	5.76	5	172.91
Michigan	11	170 - 277 - 10	61.37	1541	5.56	11	140.09
Iowa	11	141 - 227 - 7	62.11	1465	6.45	8	133.18

PASS COMP. PCT.

Team	G	Comp-Att-Int	Pct.	Yds	Avg/A	TD	Avg/G
Oregon	11	265 - 360 - 6	73.61	3095	8.60	22	281.36
Penn St.	11	213 - 295 - 6	72.20	2785	9.44	22	253.18
Ohio St.	11	223 - 311 - 6	71.70	2877	9.25	28	261.55
Washington	11	259 - 365 - 7	70.96	2827	7.75	17	257.00
Indiana	11	203 - 296 - 5	68.58	2833	9.57	25	257.55
Minnesota	11	236 - 355 - 5	66.48	2461	6.93	16	223.73
Nebraska	11	243 - 371 - 11	65.50	2547	6.87	12	231.55
UCLA	11	233 - 358 - 11	65.08	2617	7.31	16	237.91
Southern California	11	286 - 446 - 10	64.13	3140	7.04	22	285.45
Maryland	11	300 - 468 - 11	64.10	3186	6.81	20	289.64
Iowa	11	141 - 227 - 7	62.11	1465	6.45	8	133.18
Michigan	11	170 - 277 - 10	61.37	1541	5.56	11	140.09
Illinois	11	190 - 314 - 3	60.51	2402	7.65	20	218.36
Michigan St.	11	199 - 329 - 11	60.49	2467	7.50	12	224.27
Purdue	11	180 - 308 - 7	58.44	2153	6.99	13	195.73
Wisconsin	11	193 - 333 - 10	57.96	2230	6.70	13	202.73
Northwestern	11	181 - 330 - 8	54.85	1902	5.76	5	172.91
Rutgers	11	186 - 341 - 6	54.55	2302	6.75	16	209.27

PASS DEFENSE

Team	G	Comp-Att-Int	Pct.	Yds	Avg/A	TD	Avg/G
Ohio St.	11	170 - 282 - 7	60.28	1669	5.92	4	151.73
Washington	11	175 - 326 - 8	53.68	1765	5.41	11	160.45
Oregon	11	180 - 335 - 10	53.73	1857	5.54	8	168.82
Penn St.	11	184 - 314 - 9	58.60	1915	6.10	10	174.09
Wisconsin	11	185 - 297 - 4	62.29	1941	6.54	10	176.45
Minnesota	11	195 - 323 - 16	60.37	2010	6.22	10	182.73
Indiana	11	216 - 344 - 12	62.79	2034	5.91	10	184.91
Iowa	11	220 - 354 - 16	62.15	2163	6.11	18	196.64
Michigan St.	11	193 - 317 - 9	60.88	2326	7.34	19	211.45
Illinois	11	209 - 348 - 9	60.06	2333	6.70	16	212.09
Nebraska	11	208 - 323 - 11	64.40	2401	7.43	22	218.27
Michigan	11	227 - 370 - 9	61.35	2445	6.61	17	222.27
Southern California	11	251 - 371 - 9	67.65	2592	6.99	10	235.64
Northwestern	11	235 - 374 - 8	62.83	2612	6.98	14	237.45
Rutgers	11	228 - 373 - 6	61.13	2659	7.13	14	241.73
Purdue	11	195 - 300 - 4	65.00	2683	8.94	21	243.91
Maryland	11	220 - 354 - 9	62.15	2703	7.64	20	245.73
UCLA	11	239 - 366 - 10	65.30	2717	7.42	18	247.00

PASS YDS/COMP.

Team	G	Comp-Att-Int	Pct.	Yds	Avg/A	TD	Avg/G
Ohio St.	11	223 - 311 - 6	71.70	2877	9.25	28	261.55
Indiana	11	203 - 296 - 5	68.58	2833	9.57	25	257.55
Penn St.	11	213 - 295 - 6	72.20	2785	9.44	22	253.18
Oregon	11	265 - 360 - 6	73.61	3095	8.60	22	281.36
Washington	11	259 - 365 - 7	70.96	2827	7.75	17	257.00
Illinois	11	190 - 314 - 3	60.51	2402	7.65	20	218.36
Minnesota	11	236 - 355 - 5	66.48	2461	6.93	16	223.73
UCLA	11	233 - 358 - 11	65.08	2617	7.31	16	237.91
Southern California	11	286 - 446 - 10	64.13	3140	7.04	22	285.45
Maryland	11	300 - 468 - 11	64.10	3186	6.81	20	289.64
Michigan St.	11	199 - 329 - 11	60.49	2467	7.50	12	224.27
Nebraska	11	243 - 371 - 11	65.50	2547	6.87	12	231.55
Purdue	11	180 - 308 - 7	58.44	2153	6.99	13	195.73
Rutgers	11	186 - 341 - 6	54.55	2302	6.75	16	209.27
Iowa	11	141 - 227 - 7	62.11	1465	6.45	8	133.18
Wisconsin	11	193 - 333 - 10	57.96	2230	6.70	13	202.73
Michigan	11	170 - 277 - 10	61.37	1541	5.56	11	140.09
Northwestern	11	181 - 330 - 8	54.85	1902	5.76	5	172.91



**2024-25 Big Ten Football
Extended Team Leaders
All games**

PASS ATTEMPTS

Team	G	Comp-Att-Int	Pct.	Yds	Avg/A	TD	Avg/G
Maryland	11	300 - 468 - 11	64.10	3186	6.81	20	289.64
Southern California	11	286 - 446 - 10	64.13	3140	7.04	22	285.45
Nebraska	11	243 - 371 - 11	65.50	2547	6.87	12	231.55
Washington	11	259 - 365 - 7	70.96	2827	7.75	17	257.00
Oregon	11	265 - 360 - 6	73.61	3095	8.60	22	281.36
UCLA	11	233 - 358 - 11	65.08	2617	7.31	16	237.91
Minnesota	11	236 - 355 - 5	66.48	2461	6.93	16	223.73
Rutgers	11	186 - 341 - 6	54.55	2302	6.75	16	209.27
Wisconsin	11	193 - 333 - 10	57.96	2230	6.70	13	202.73
Northwestern	11	181 - 330 - 8	54.85	1902	5.76	5	172.91
Michigan St.	11	199 - 329 - 11	60.49	2467	7.50	12	224.27
Illinois	11	190 - 314 - 3	60.51	2402	7.65	20	218.36
Ohio St.	11	223 - 311 - 6	71.70	2877	9.25	28	261.55
Purdue	11	180 - 308 - 7	58.44	2153	6.99	13	195.73
Indiana	11	203 - 296 - 5	68.58	2833	9.57	25	257.55
Penn St.	11	213 - 295 - 6	72.20	2785	9.44	22	253.18
Michigan	11	170 - 277 - 10	61.37	1541	5.56	11	140.09
Iowa	11	141 - 227 - 7	62.11	1465	6.45	8	133.18

PASS YDS/ATT.

Team	G	Comp-Att-Int	Pct.	Yds	Avg/A	TD	Avg/G
Penn St.	11	213 - 295 - 6	72.20	2785	9.44	22	253.18
Ohio St.	11	223 - 311 - 6	71.70	2877	9.25	28	261.55
Indiana	11	203 - 296 - 5	68.58	2833	9.57	25	257.55
Oregon	11	265 - 360 - 6	73.61	3095	8.60	22	281.36
Washington	11	259 - 365 - 7	70.96	2827	7.75	17	257.00
Illinois	11	190 - 314 - 3	60.51	2402	7.65	20	218.36
Michigan St.	11	199 - 329 - 11	60.49	2467	7.50	12	224.27
UCLA	11	233 - 358 - 11	65.08	2617	7.31	16	237.91
Southern California	11	286 - 446 - 10	64.13	3140	7.04	22	285.45
Minnesota	11	236 - 355 - 5	66.48	2461	6.93	16	223.73
Nebraska	11	243 - 371 - 11	65.50	2547	6.87	12	231.55
Rutgers	11	186 - 341 - 6	54.55	2302	6.75	16	209.27
Maryland	11	300 - 468 - 11	64.10	3186	6.81	20	289.64
Iowa	11	141 - 227 - 7	62.11	1465	6.45	8	133.18
Wisconsin	11	193 - 333 - 10	57.96	2230	6.70	13	202.73
Purdue	11	180 - 308 - 7	58.44	2153	6.99	13	195.73
Northwestern	11	181 - 330 - 8	54.85	1902	5.76	5	172.91
Michigan	11	170 - 277 - 10	61.37	1541	5.56	11	140.09

PASS COMPLETIONS

Team	G	Comp-Att-Int	Pct.	Yds	Avg/A	TD	Avg/G
Maryland	11	300 - 468 - 11	64.10	3186	6.81	20	289.64
Southern California	11	286 - 446 - 10	64.13	3140	7.04	22	285.45
Oregon	11	265 - 360 - 6	73.61	3095	8.60	22	281.36
Washington	11	259 - 365 - 7	70.96	2827	7.75	17	257.00
Nebraska	11	243 - 371 - 11	65.50	2547	6.87	12	231.55
Minnesota	11	236 - 355 - 5	66.48	2461	6.93	16	223.73
UCLA	11	233 - 358 - 11	65.08	2617	7.31	16	237.91
Ohio St.	11	223 - 311 - 6	71.70	2877	9.25	28	261.55
Penn St.	11	213 - 295 - 6	72.20	2785	9.44	22	253.18
Indiana	11	203 - 296 - 5	68.58	2833	9.57	25	257.55
Michigan St.	11	199 - 329 - 11	60.49	2467	7.50	12	224.27
Wisconsin	11	193 - 333 - 10	57.96	2230	6.70	13	202.73
Illinois	11	190 - 314 - 3	60.51	2402	7.65	20	218.36
Rutgers	11	186 - 341 - 6	54.55	2302	6.75	16	209.27
Northwestern	11	181 - 330 - 8	54.85	1902	5.76	5	172.91
Purdue	11	180 - 308 - 7	58.44	2153	6.99	13	195.73
Michigan	11	170 - 277 - 10	61.37	1541	5.56	11	140.09
Iowa	11	141 - 227 - 7	62.11	1465	6.45	8	133.18

PASS INTERCEPTIONS

Team	G	Comp-Att-Int	Pct.	Yds	Avg/A	TD	Avg/G
Illinois	11	190 - 314 - 3	60.51	2402	7.65	20	218.36
Minnesota	11	236 - 355 - 5	66.48	2461	6.93	16	223.73
Indiana	11	203 - 296 - 5	68.58	2833	9.57	25	257.55
Rutgers	11	186 - 341 - 6	54.55	2302	6.75	16	209.27
Penn St.	11	213 - 295 - 6	72.20	2785	9.44	22	253.18
Oregon	11	265 - 360 - 6	73.61	3095	8.60	22	281.36
Ohio St.	11	223 - 311 - 6	71.70	2877	9.25	28	261.55
Washington	11	259 - 365 - 7	70.96	2827	7.75	17	257.00
Purdue	11	180 - 308 - 7	58.44	2153	6.99	13	195.73
Iowa	11	141 - 227 - 7	62.11	1465	6.45	8	133.18
Northwestern	11	181 - 330 - 8	54.85	1902	5.76	5	172.91
Wisconsin	11	193 - 333 - 10	57.96	2230	6.70	13	202.73
Southern California	11	286 - 446 - 10	64.13	3140	7.04	22	285.45
Michigan	11	170 - 277 - 10	61.37	1541	5.56	11	140.09
UCLA	11	233 - 358 - 11	65.08	2617	7.31	16	237.91
Nebraska	11	243 - 371 - 11	65.50	2547	6.87	12	231.55
Michigan St.	11	199 - 329 - 11	60.49	2467	7.50	12	224.27
Maryland	11	300 - 468 - 11	64.10	3186	6.81	20	289.64



**2024-25 Big Ten Football
Extended Team Leaders
All games**

PASS YARDS

Team	G	Comp-Att-Int	Pct.	Yds	Avg/A	TD	Avg/G
Maryland	11	300 - 468 - 11	64.10	3186	6.81	20	289.64
Southern California	11	286 - 446 - 10	64.13	3140	7.04	22	285.45
Oregon	11	265 - 360 - 6	73.61	3095	8.60	22	281.36
Ohio St.	11	223 - 311 - 6	71.70	2877	9.25	28	261.55
Indiana	11	203 - 296 - 5	68.58	2833	9.57	25	257.55
Washington	11	259 - 365 - 7	70.96	2827	7.75	17	257.00
Penn St.	11	213 - 295 - 6	72.20	2785	9.44	22	253.18
UCLA	11	233 - 358 - 11	65.08	2617	7.31	16	237.91
Nebraska	11	243 - 371 - 11	65.50	2547	6.87	12	231.55
Michigan St.	11	199 - 329 - 11	60.49	2467	7.50	12	224.27
Minnesota	11	236 - 355 - 5	66.48	2461	6.93	16	223.73
Illinois	11	190 - 314 - 3	60.51	2402	7.65	20	218.36
Rutgers	11	186 - 341 - 6	54.55	2302	6.75	16	209.27
Wisconsin	11	193 - 333 - 10	57.96	2230	6.70	13	202.73
Purdue	11	180 - 308 - 7	58.44	2153	6.99	13	195.73
Northwestern	11	181 - 330 - 8	54.85	1902	5.76	5	172.91
Michigan	11	170 - 277 - 10	61.37	1541	5.56	11	140.09
Iowa	11	141 - 227 - 7	62.11	1465	6.45	8	133.18

PASSING TDS

Team	G	Comp-Att-Int	Pct.	Yds	Avg/A	TD	Avg/G
Ohio St.	11	223 - 311 - 6	71.70	2877	9.25	28	261.55
Indiana	11	203 - 296 - 5	68.58	2833	9.57	25	257.55
Southern California	11	286 - 446 - 10	64.13	3140	7.04	22	285.45
Penn St.	11	213 - 295 - 6	72.20	2785	9.44	22	253.18
Oregon	11	265 - 360 - 6	73.61	3095	8.60	22	281.36
Maryland	11	300 - 468 - 11	64.10	3186	6.81	20	289.64
Illinois	11	190 - 314 - 3	60.51	2402	7.65	20	218.36
Washington	11	259 - 365 - 7	70.96	2827	7.75	17	257.00
UCLA	11	233 - 358 - 11	65.08	2617	7.31	16	237.91
Rutgers	11	186 - 341 - 6	54.55	2302	6.75	16	209.27
Minnesota	11	236 - 355 - 5	66.48	2461	6.93	16	223.73
Wisconsin	11	193 - 333 - 10	57.96	2230	6.70	13	202.73
Purdue	11	180 - 308 - 7	58.44	2153	6.99	13	195.73
Nebraska	11	243 - 371 - 11	65.50	2547	6.87	12	231.55
Michigan St.	11	199 - 329 - 11	60.49	2467	7.50	12	224.27
Michigan	11	170 - 277 - 10	61.37	1541	5.56	11	140.09
Iowa	11	141 - 227 - 7	62.11	1465	6.45	8	133.18
Northwestern	11	181 - 330 - 8	54.85	1902	5.76	5	172.91

FIELD GOALS

Team	G	Made	Att	Pct
Indiana	11	8	8	100
Michigan	11	15	16	93.75
Michigan St.	11	19	21	90.48
Ohio St.	11	8	9	88.89
Iowa	11	17	20	85
Oregon	11	15	18	83.33
Illinois	11	17	21	80.95
UCLA	11	18	23	78.26
Penn St.	11	12	16	75
Minnesota	11	18	24	75
Northwestern	11	15	21	71.43
Nebraska	11	12	17	70.59
Southern California	11	14	20	70
Rutgers	11	9	13	69.23
Maryland	11	11	16	68.75
Wisconsin	11	12	18	66.67
Washington	11	16	24	66.67
Purdue	11	9	15	60

PATS KICKS MADE

Team	G	Made	Att	Pct
Indiana	11	60	60	100
Ohio St.	11	56	56	100
Penn St.	11	44	45	97.78
Southern California	11	40	40	100
Oregon	11	40	42	95.24
Iowa	11	36	36	100
Rutgers	11	33	34	97.06
Nebraska	11	32	33	96.97
Minnesota	11	32	33	96.97
Wisconsin	11	30	30	100
Maryland	11	30	31	96.77
Illinois	11	30	31	96.77
Washington	11	25	26	96.15
Michigan	11	25	26	96.15
Michigan St.	11	21	23	91.3
Purdue	11	20	20	100
UCLA	11	19	19	100
Northwestern	11	19	19	100



**2024-25 Big Ten Football
Extended Team Leaders
All games**

FIELD GOALS ATTEMPTED

Team	G	Made	Att	Pct
Washington	11	16	24	66.67
Minnesota	11	18	24	75
UCLA	11	18	23	78.26
Northwestern	11	15	21	71.43
Michigan St.	11	19	21	90.48
Illinois	11	17	21	80.95
Southern California	11	14	20	70
Iowa	11	17	20	85
Wisconsin	11	12	18	66.67
Oregon	11	15	18	83.33
Nebraska	11	12	17	70.59
Penn St.	11	12	16	75
Michigan	11	15	16	93.75
Maryland	11	11	16	68.75
Purdue	11	9	15	60
Rutgers	11	9	13	69.23
Ohio St.	11	8	9	88.89
Indiana	11	8	8	100

NET YARDS PER PUNT

Team	G	No.	Yards	Avg/P	Ret.	Avg/R	TB	Net/P
Southern California	11	37	1794	48.49	83	6.92	0	46.24
Wisconsin	11	47	2142	45.57	84	5.60	3	42.51
Maryland	11	46	2049	44.54	98	6.53	3	41.11
Oregon	11	33	1511	45.79	56	14.00	5	41.06
Purdue	11	56	2470	44.11	118	6.56	3	40.93
Michigan St.	11	42	1978	47.10	200	9.52	4	40.43
Ohio St.	11	31	1311	42.29	43	6.14	1	40.26
Iowa	11	51	2290	44.90	152	21.71	5	39.96
Indiana	11	28	1221	43.61	106	13.25	0	39.82
UCLA	11	38	1588	41.79	74	6.17	1	39.32
Minnesota	11	45	1899	42.20	129	9.21	1	38.89
Illinois	11	37	1531	41.38	55	7.86	2	38.81
Penn St.	11	33	1348	40.85	28	5.60	2	38.79
Rutgers	11	45	1907	42.38	92	15.33	4	38.56
Northwestern	11	55	2344	42.62	246	10.70	3	37.05
Nebraska	11	42	1802	42.90	192	11.29	3	36.90
Michigan	11	46	1946	42.30	201	16.75	3	36.63
Washington	11	32	1363	42.59	240	15.00	1	34.47

FIELD GOALS MADE

Team	G	Made	Att	Pct
Michigan St.	11	19	21	90.48
UCLA	11	18	23	78.26
Minnesota	11	18	24	75
Iowa	11	17	20	85
Illinois	11	17	21	80.95
Washington	11	16	24	66.67
Oregon	11	15	18	83.33
Northwestern	11	15	21	71.43
Michigan	11	15	16	93.75
Southern California	11	14	20	70
Wisconsin	11	12	18	66.67
Penn St.	11	12	16	75
Nebraska	11	12	17	70.59
Maryland	11	11	16	68.75
Rutgers	11	9	13	69.23
Purdue	11	9	15	60
Ohio St.	11	8	9	88.89
Indiana	11	8	8	100

AVG YARDS PER PUNT

Team	G	No.	Yards	Avg/P	Ret.	Avg/R	TB	Net/P
Purdue	11	56	2470	44.11	118	6.56	3	40.93
Northwestern	11	55	2344	42.62	246	10.70	3	37.05
Iowa	11	51	2290	44.90	152	21.71	5	39.96
Wisconsin	11	47	2142	45.57	84	5.60	3	42.51
Michigan	11	46	1946	42.30	201	16.75	3	36.63
Maryland	11	46	2049	44.54	98	6.53	3	41.11
Rutgers	11	45	1907	42.38	92	15.33	4	38.56
Minnesota	11	45	1899	42.20	129	9.21	1	38.89
Nebraska	11	42	1802	42.90	192	11.29	3	36.90
Michigan St.	11	42	1978	47.10	200	9.52	4	40.43
UCLA	11	38	1588	41.79	74	6.17	1	39.32
Southern California	11	37	1794	48.49	83	6.92	0	46.24
Illinois	11	37	1531	41.38	55	7.86	2	38.81
Penn St.	11	33	1348	40.85	28	5.60	2	38.79
Oregon	11	33	1511	45.79	56	14.00	5	41.06
Washington	11	32	1363	42.59	240	15.00	1	34.47
Ohio St.	11	31	1311	42.29	43	6.14	1	40.26
Indiana	11	28	1221	43.61	106	13.25	0	39.82



2024-25 Big Ten Football
Extended Team Leaders
All games

PAT KICKING

Team	G	Made	Att	Pct
Wisconsin	11	30	30	100
UCLA	11	19	19	100
Southern California	11	40	40	100
Purdue	11	20	20	100
Ohio St.	11	56	56	100
Northwestern	11	19	19	100
Iowa	11	36	36	100
Indiana	11	60	60	100
Penn St.	11	44	45	97.78
Rutgers	11	33	34	97.06
Nebraska	11	32	33	96.97
Minnesota	11	32	33	96.97
Maryland	11	30	31	96.77
Illinois	11	30	31	96.77
Washington	11	25	26	96.15
Michigan	11	25	26	96.15
Oregon	11	40	42	95.24
Michigan St.	11	21	23	91.3

NUMBER OF PUNTS

Team	G	No.	Yards	Avg/P	Ret.	Avg/R	TB	Net/P
Purdue	11	56	2470	44.11	118	6.56	3	40.93
Northwestern	11	55	2344	42.62	246	10.70	3	37.05
Iowa	11	51	2290	44.90	152	21.71	5	39.96
Wisconsin	11	47	2142	45.57	84	5.60	3	42.51
Michigan	11	46	1946	42.30	201	16.75	3	36.63
Maryland	11	46	2049	44.54	98	6.53	3	41.11
Rutgers	11	45	1907	42.38	92	15.33	4	38.56
Minnesota	11	45	1899	42.20	129	9.21	1	38.89
Nebraska	11	42	1802	42.90	192	11.29	3	36.90
Michigan St.	11	42	1978	47.10	200	9.52	4	40.43
UCLA	11	38	1588	41.79	74	6.17	1	39.32
Southern California	11	37	1794	48.49	83	6.92	0	46.24
Illinois	11	37	1531	41.38	55	7.86	2	38.81
Penn St.	11	33	1348	40.85	28	5.60	2	38.79
Oregon	11	33	1511	45.79	56	14.00	5	41.06
Washington	11	32	1363	42.59	240	15.00	1	34.47
Ohio St.	11	31	1311	42.29	43	6.14	1	40.26
Indiana	11	28	1221	43.61	106	13.25	0	39.82

PAT KICK ATTEMPTS

Team	G	Made	Att	Pct
Indiana	11	60	60	100
Ohio St.	11	56	56	100
Penn St.	11	44	45	97.78
Oregon	11	40	42	95.24
Southern California	11	40	40	100
Iowa	11	36	36	100
Rutgers	11	33	34	97.06
Nebraska	11	32	33	96.97
Minnesota	11	32	33	96.97
Maryland	11	30	31	96.77
Illinois	11	30	31	96.77
Wisconsin	11	30	30	100
Washington	11	25	26	96.15
Michigan	11	25	26	96.15
Michigan St.	11	21	23	91.3
Purdue	11	20	20	100
UCLA	11	19	19	100
Northwestern	11	19	19	100

YARDS PUNTED

Team	G	No.	Yards	Avg/P	Ret.	Avg/R	TB	Net/P
Purdue	11	56	2470	44.11	118	6.56	3	40.93
Northwestern	11	55	2344	42.62	246	10.70	3	37.05
Iowa	11	51	2290	44.90	152	21.71	5	39.96
Wisconsin	11	47	2142	45.57	84	5.60	3	42.51
Maryland	11	46	2049	44.54	98	6.53	3	41.11
Michigan St.	11	42	1978	47.10	200	9.52	4	40.43
Michigan	11	46	1946	42.30	201	16.75	3	36.63
Rutgers	11	45	1907	42.38	92	15.33	4	38.56
Minnesota	11	45	1899	42.20	129	9.21	1	38.89
Nebraska	11	42	1802	42.90	192	11.29	3	36.90
Southern California	11	37	1794	48.49	83	6.92	0	46.24
UCLA	11	38	1588	41.79	74	6.17	1	39.32
Illinois	11	37	1531	41.38	55	7.86	2	38.81
Oregon	11	33	1511	45.79	56	14.00	5	41.06
Washington	11	32	1363	42.59	240	15.00	1	34.47
Penn St.	11	33	1348	40.85	28	5.60	2	38.79
Ohio St.	11	31	1311	42.29	43	6.14	1	40.26
Indiana	11	28	1221	43.61	106	13.25	0	39.82



**2024-25 Big Ten Football
Extended Team Leaders
All games**

PUNT RETURN AVG

Team	G	No	Yards	TD	Long	Avg.
Northwestern	11	14	211	1	72	15.07
UCLA	11	4	57	0	18	14.25
Illinois	11	23	327	0	59	14.22
Indiana	11	26	306	0	65	11.77
Iowa	11	25	286	1	85	11.44
Michigan	11	14	156	0	22	11.14
Rutgers	11	8	89	0	20	11.13
Ohio St.	11	20	211	1	79	10.55
Minnesota	11	17	176	0	60	10.35
Oregon	11	17	166	1	85	9.76
Maryland	11	11	98	0	27	8.91
Michigan St.	11	6	50	0	24	8.33
Washington	11	11	80	0	25	7.27
Purdue	11	14	97	0	20	6.93
Wisconsin	11	14	88	0	15	6.29
Penn St.	11	19	113	0	23	5.95
Southern California	11	11	63	0	20	5.73
Nebraska	11	14	73	0	13	5.21

KICK RETURNS

Team	G	No.	Yards	TD	Long	Avg.
Northwestern	11	24	565	0	96	23.54
Wisconsin	11	23	562	0	74	24.43
Iowa	11	23	566	0	39	24.61
Michigan	11	20	444	0	63	22.20
Washington	11	19	412	0	50	21.68
Southern California	11	19	457	0	80	24.05
Nebraska	11	19	351	0	45	18.47
Minnesota	11	18	335	0	27	18.61
UCLA	11	14	246	0	30	17.57
Penn St.	11	14	266	0	27	19.00
Maryland	11	13	179	0	33	13.77
Ohio St.	11	11	144	0	23	13.09
Purdue	11	10	187	0	33	18.70
Illinois	11	9	178	0	27	19.78
Michigan St.	11	8	135	0	33	16.88
Oregon	11	7	224	1	100	32.00
Rutgers	11	4	39	0	20	9.75
Indiana	11	4	84	0	32	21.00

PUNT RETURNS

Team	G	No	Yards	TD	Long	Avg.
Indiana	11	26	306	0	65	11.77
Iowa	11	25	286	1	85	11.44
Illinois	11	23	327	0	59	14.22
Ohio St.	11	20	211	1	79	10.55
Penn St.	11	19	113	0	23	5.95
Oregon	11	17	166	1	85	9.76
Minnesota	11	17	176	0	60	10.35
Wisconsin	11	14	88	0	15	6.29
Purdue	11	14	97	0	20	6.93
Northwestern	11	14	211	1	72	15.07
Nebraska	11	14	73	0	13	5.21
Michigan	11	14	156	0	22	11.14
Washington	11	11	80	0	25	7.27
Southern California	11	11	63	0	20	5.73
Maryland	11	11	98	0	27	8.91
Rutgers	11	8	89	0	20	11.13
Michigan St.	11	6	50	0	24	8.33
UCLA	11	4	57	0	18	14.25

KICK RETURN YARDS

Team	G	No.	Yards	TD	Long	Avg.
Iowa	11	23	566	0	39	24.61
Northwestern	11	24	565	0	96	23.54
Wisconsin	11	23	562	0	74	24.43
Southern California	11	19	457	0	80	24.05
Michigan	11	20	444	0	63	22.20
Washington	11	19	412	0	50	21.68
Nebraska	11	19	351	0	45	18.47
Minnesota	11	18	335	0	27	18.61
Penn St.	11	14	266	0	27	19.00
UCLA	11	14	246	0	30	17.57
Oregon	11	7	224	1	100	32.00
Purdue	11	10	187	0	33	18.70
Maryland	11	13	179	0	33	13.77
Illinois	11	9	178	0	27	19.78
Ohio St.	11	11	144	0	23	13.09
Michigan St.	11	8	135	0	33	16.88
Indiana	11	4	84	0	32	21.00
Rutgers	11	4	39	0	20	9.75



2024-25 Big Ten Football
Extended Team Leaders
All games

PUNT RETURN YARDS

Team	G	No	Yards	TD	Long	Avg.
Illinois	11	23	327	0	59	14.22
Indiana	11	26	306	0	65	11.77
Iowa	11	25	286	1	85	11.44
Ohio St.	11	20	211	1	79	10.55
Northwestern	11	14	211	1	72	15.07
Minnesota	11	17	176	0	60	10.35
Oregon	11	17	166	1	85	9.76
Michigan	11	14	156	0	22	11.14
Penn St.	11	19	113	0	23	5.95
Maryland	11	11	98	0	27	8.91
Purdue	11	14	97	0	20	6.93
Rutgers	11	8	89	0	20	11.13
Wisconsin	11	14	88	0	15	6.29
Washington	11	11	80	0	25	7.27
Nebraska	11	14	73	0	13	5.21
Southern California	11	11	63	0	20	5.73
UCLA	11	4	57	0	18	14.25
Michigan St.	11	6	50	0	24	8.33

KICK RETURN TDS

Team	G	No.	Yards	TD	Long	Avg.
Oregon	11	7	224	1	100	32.00
Wisconsin	11	23	562	0	74	24.43
Washington	11	19	412	0	50	21.68
UCLA	11	14	246	0	30	17.57
Southern California	11	19	457	0	80	24.05
Rutgers	11	4	39	0	20	9.75
Purdue	11	10	187	0	33	18.70
Penn St.	11	14	266	0	27	19.00
Ohio St.	11	11	144	0	23	13.09
Northwestern	11	24	565	0	96	23.54
Nebraska	11	19	351	0	45	18.47
Minnesota	11	18	335	0	27	18.61
Michigan St.	11	8	135	0	33	16.88
Michigan	11	20	444	0	63	22.20
Maryland	11	13	179	0	33	13.77
Iowa	11	23	566	0	39	24.61
Indiana	11	4	84	0	32	21.00
Illinois	11	9	178	0	27	19.78

PUNT RETURN TDS

Team	G	No	Yards	TD	Long	Avg.
Oregon	11	17	166	1	85	9.76
Ohio St.	11	20	211	1	79	10.55
Northwestern	11	14	211	1	72	15.07
Iowa	11	25	286	1	85	11.44
Wisconsin	11	14	88	0	15	6.29
Washington	11	11	80	0	25	7.27
UCLA	11	4	57	0	18	14.25
Southern California	11	11	63	0	20	5.73
Rutgers	11	8	89	0	20	11.13
Purdue	11	14	97	0	20	6.93
Penn St.	11	19	113	0	23	5.95
Nebraska	11	14	73	0	13	5.21
Minnesota	11	17	176	0	60	10.35
Michigan St.	11	6	50	0	24	8.33
Michigan	11	14	156	0	22	11.14
Maryland	11	11	98	0	27	8.91
Indiana	11	26	306	0	65	11.77
Illinois	11	23	327	0	59	14.22



2024-25 Big Ten Football
Extended Team Leaders
All games

KICKOFF RETURNS

Team	G	No	Yards	TD	Long	Avg.
Michigan	11	55	2258	0	63	41.05
Iowa	11	66	2682	0	39	40.64
Minnesota	11	61	2456	0	27	40.26
Penn St.	11	68	2733	0	27	40.19
Ohio St.	11	75	3012	0	23	40.16
Wisconsin	11	54	2167	0	74	40.13
UCLA	11	48	1921	0	30	40.02
Illinois	11	60	2398	0	27	39.97
Maryland	11	56	2234	0	33	39.89
Northwestern	11	47	1869	0	96	39.77
Indiana	11	79	3140	0	32	39.75
Nebraska	11	56	2222	0	45	39.68
Michigan St.	11	52	2052	0	33	39.46
Oregon	11	72	2835	1	100	39.38
Purdue	11	40	1570	0	33	39.25
Southern California	11	64	2508	0	80	39.19
Rutgers	11	56	2178	0	20	38.89
Washington	11	57	2128	0	50	37.33



2024-25 Big Ten Football
Extended Team Leaders
All games

INTERCEPTION RETURN AVG

Team	G	No.	Yards	TD	Long	Avg.
Michigan St.	11	9	214	1	100	23.78
Northwestern	11	8	155	1	85	19.38
Ohio St.	11	7	129	1	45	18.43
Indiana	11	12	215	2	78	17.92
UCLA	11	10	177	2	96	17.70
Nebraska	11	11	191	3	45	17.36
Rutgers	11	6	99	1	52	16.50
Washington	11	8	131	0	35	16.38
Southern California	11	9	137	1	55	15.22
Michigan	11	9	135	2	86	15.00
Maryland	11	9	133	0	51	14.78
Penn St.	11	9	130	2	31	14.44
Minnesota	11	16	207	2	70	12.94
Illinois	11	9	98	1	30	10.89
Iowa	11	16	140	1	32	8.75
Wisconsin	11	4	18	0	10	4.50
Oregon	11	10	14	0	12	1.40
Purdue	11	4	0	0	0	0.00

FUMBLE RETURNS

Team	G	No.	Yards	TD	Long	Avg.
Wisconsin	11	8	7	0	7	0.88
Washington	11	5	2	0	2	0.40
UCLA	11	2	12	0	12	6.00
Southern California	11	5	0	0	0	0.00
Rutgers	11	5	3	0	3	0.60
Purdue	11	1	16	1	16	16.00
Penn St.	11	5	10	0	9	2.00
Oregon	11	5	0	1	0	0.00
Ohio St.	11	8	63	2	27	7.88
Northwestern	11	6	2	1	2	0.33
Nebraska	11	5	0	0	0	0.00
Minnesota	11	4	0	0	0	0.00
Michigan St.	11	2	0	0	0	0.00
Michigan	11	4	21	0	18	5.25
Maryland	11	7	0	0	0	0.00
Iowa	11	6	0	0	0	0.00
Indiana	11	6	0	0	0	0.00
Illinois	11	6	3	0	3	0.50

INTERCEPTION RETURNS

Team	G	No.	Yards	TD	Long	Avg.
Minnesota	11	16	207	2	70	12.94
Iowa	11	16	140	1	32	8.75
Indiana	11	12	215	2	78	17.92
Nebraska	11	11	191	3	45	17.36
UCLA	11	10	177	2	96	17.70
Oregon	11	10	14	0	12	1.40
Southern California	11	9	137	1	55	15.22
Penn St.	11	9	130	2	31	14.44
Michigan St.	11	9	214	1	100	23.78
Michigan	11	9	135	2	86	15.00
Maryland	11	9	133	0	51	14.78
Illinois	11	9	98	1	30	10.89
Washington	11	8	131	0	35	16.38
Northwestern	11	8	155	1	85	19.38
Ohio St.	11	7	129	1	45	18.43
Rutgers	11	6	99	1	52	16.50
Wisconsin	11	4	18	0	10	4.50
Purdue	11	4	0	0	0	0.00

FUMBLE RETURN YARDS

Team	G	No.	Yards	TD	Long	Avg.
Ohio St.	11	8	63	2	27	7.88
Michigan	11	4	21	0	18	5.25
Purdue	11	1	16	1	16	16.00
UCLA	11	2	12	0	12	6.00
Penn St.	11	5	10	0	9	2.00
Wisconsin	11	8	7	0	7	0.88
Rutgers	11	5	3	0	3	0.60
Illinois	11	6	3	0	3	0.50
Washington	11	5	2	0	2	0.40
Northwestern	11	6	2	1	2	0.33
Southern California	11	5	0	0	0	0.00
Oregon	11	5	0	1	0	0.00
Nebraska	11	5	0	0	0	0.00
Minnesota	11	4	0	0	0	0.00
Michigan St.	11	2	0	0	0	0.00
Maryland	11	7	0	0	0	0.00
Iowa	11	6	0	0	0	0.00
Indiana	11	6	0	0	0	0.00



**2024-25 Big Ten Football
Extended Team Leaders
All games**

INTERCEPTION RET YARDS

Team	G	No.	Yards	TD	Long	Avg.
Indiana	11	12	215	2	78	17.92
Michigan St.	11	9	214	1	100	23.78
Minnesota	11	16	207	2	70	12.94
Nebraska	11	11	191	3	45	17.36
UCLA	11	10	177	2	96	17.70
Northwestern	11	8	155	1	85	19.38
Iowa	11	16	140	1	32	8.75
Southern California	11	9	137	1	55	15.22
Michigan	11	9	135	2	86	15.00
Maryland	11	9	133	0	51	14.78
Washington	11	8	131	0	35	16.38
Penn St.	11	9	130	2	31	14.44
Ohio St.	11	7	129	1	45	18.43
Rutgers	11	6	99	1	52	16.50
Illinois	11	9	98	1	30	10.89
Wisconsin	11	4	18	0	10	4.50
Oregon	11	10	14	0	12	1.40
Purdue	11	4	0	0	0	0.00

FUMBLE RETURN TDS

Team	G	No.	Yards	TD	Long	Avg.
Ohio St.	11	8	63	2	27	7.88
Purdue	11	1	16	1	16	16.00
Oregon	11	5	0	1	0	0.00
Northwestern	11	6	2	1	2	0.33
Wisconsin	11	8	7	0	7	0.88
Washington	11	5	2	0	2	0.40
UCLA	11	2	12	0	12	6.00
Southern California	11	5	0	0	0	0.00
Rutgers	11	5	3	0	3	0.60
Penn St.	11	5	10	0	9	2.00
Nebraska	11	5	0	0	0	0.00
Minnesota	11	4	0	0	0	0.00
Michigan St.	11	2	0	0	0	0.00
Michigan	11	4	21	0	18	5.25
Maryland	11	7	0	0	0	0.00
Iowa	11	6	0	0	0	0.00
Indiana	11	6	0	0	0	0.00
Illinois	11	6	3	0	3	0.50

INTERCEPTION RETURN TDS

Team	G	No.	Yards	TD	Long	Avg.
Nebraska	11	11	191	3	45	17.36
UCLA	11	10	177	2	96	17.70
Penn St.	11	9	130	2	31	14.44
Minnesota	11	16	207	2	70	12.94
Michigan	11	9	135	2	86	15.00
Indiana	11	12	215	2	78	17.92
Southern California	11	9	137	1	55	15.22
Rutgers	11	6	99	1	52	16.50
Ohio St.	11	7	129	1	45	18.43
Northwestern	11	8	155	1	85	19.38
Michigan St.	11	9	214	1	100	23.78
Iowa	11	16	140	1	32	8.75
Illinois	11	9	98	1	30	10.89
Wisconsin	11	4	18	0	10	4.50
Washington	11	8	131	0	35	16.38
Purdue	11	4	0	0	0	0.00
Oregon	11	10	14	0	12	1.40
Maryland	11	9	133	0	51	14.78

FUMBLE RECOVERED

Team	G	No.	Yards	TD	Long	Avg.
Wisconsin	11	8	7	0	7	0.88
Ohio St.	11	8	63	2	27	7.88
Maryland	11	7	0	0	0	0.00
Northwestern	11	6	2	1	2	0.33
Iowa	11	6	0	0	0	0.00
Indiana	11	6	0	0	0	0.00
Illinois	11	6	3	0	3	0.50
Washington	11	5	2	0	2	0.40
Southern California	11	5	0	0	0	0.00
Rutgers	11	5	3	0	3	0.60
Penn St.	11	5	10	0	9	2.00
Oregon	11	5	0	1	0	0.00
Nebraska	11	5	0	0	0	0.00
Minnesota	11	4	0	0	0	0.00
Michigan	11	4	21	0	18	5.25
UCLA	11	2	12	0	12	6.00
Michigan St.	11	2	0	0	0	0.00
Purdue	11	1	16	1	16	16.00



2024-25 Big Ten Football
Extended Team Leaders
All games

FUMBLE RETURN AVG

Team	G	No.	Yards	TD	Long	Avg.
Purdue	11	1	16	1	16	16.00
Ohio St.	11	8	63	2	27	7.88
UCLA	11	2	12	0	12	6.00
Michigan	11	4	21	0	18	5.25
Penn St.	11	5	10	0	9	2.00
Wisconsin	11	8	7	0	7	0.88
Rutgers	11	5	3	0	3	0.60
Illinois	11	6	3	0	3	0.50
Washington	11	5	2	0	2	0.40
Northwestern	11	6	2	1	2	0.33
Southern California	11	5	0	0	0	0.00
Oregon	11	5	0	1	0	0.00
Nebraska	11	5	0	0	0	0.00
Minnesota	11	4	0	0	0	0.00
Michigan St.	11	2	0	0	0	0.00
Maryland	11	7	0	0	0	0.00
Iowa	11	6	0	0	0	0.00
Indiana	11	6	0	0	0	0.00

TURNOVER MARGIN

Team	Lost			Gained			Margin	Per/G	
	G	Fum	Int	Tot	Fum	Int			Tot
Iowa	11	4	7	11	6	16	22	11	1.00
Minnesota	11	5	5	10	4	16	20	10	0.91
Indiana	11	3	5	8	6	12	18	10	0.91
Penn St.	11	3	6	9	5	9	14	5	0.45
Oregon	11	4	6	10	5	10	15	5	0.45
Illinois	11	7	3	10	6	9	15	5	0.45
Ohio St.	11	5	6	11	8	7	15	4	0.36
Washington	11	3	7	10	5	8	13	3	0.27
Rutgers	11	2	6	8	5	6	11	3	0.27
Nebraska	11	4	11	15	5	11	16	1	0.09
Northwestern	11	6	8	14	6	8	14	0	0.00
Maryland	11	6	11	17	7	9	16	-1	-0.09
Southern California	11	6	10	16	5	9	14	-2	-0.18
Michigan	11	7	10	17	4	9	13	-4	-0.36
UCLA	11	6	11	17	2	10	12	-5	-0.45
Wisconsin	11	8	10	18	8	4	12	-6	-0.55
Michigan St.	11	7	11	18	2	9	11	-7	-0.64
Purdue	11	7	7	14	1	4	5	-9	-0.82

FIRST DOWNS

Team	G	Rush	Pass	Pen	Total	Avg/G
Indiana	11	111	128	20	259	23.55
Penn St.	11	109	134	13	256	23.27
Oregon	11	100	139	17	256	23.27
Southern California	11	80	154	15	249	22.64
Rutgers	11	109	112	28	249	22.64
Maryland	11	69	151	25	245	22.27
Nebraska	11	94	114	34	242	22
Ohio St.	11	101	124	7	232	21.09
Washington	11	90	128	13	231	21
Illinois	11	89	115	25	229	20.82
Minnesota	11	75	121	25	221	20.09
Wisconsin	11	102	91	20	213	19.36
Michigan St.	11	94	103	16	213	19.36
UCLA	11	59	120	17	196	17.82
Iowa	11	107	72	15	194	17.64
Michigan	11	98	76	10	184	16.73
Purdue	11	64	96	10	170	15.45
Northwestern	11	70	80	14	164	14.91

3RD-DOWN CONVERSIONS

Team	G	Conv.	Att.	Pct.
Oregon	11	68	139	48.92
Penn St.	11	63	129	48.84
Indiana	11	59	122	48.36
Minnesota	11	66	143	46.15
Illinois	11	60	133	45.11
Southern California	11	63	140	45
Iowa	11	63	144	43.75
Ohio St.	11	55	127	43.31
Nebraska	11	64	149	42.95
Michigan	11	62	146	42.47
Rutgers	11	65	154	42.21
Maryland	11	70	167	41.92
UCLA	11	59	141	41.84
Michigan St.	11	56	145	38.62
Wisconsin	11	54	145	37.24
Washington	11	47	128	36.72
Purdue	11	46	135	34.07
Northwestern	11	46	148	31.08



**2024-25 Big Ten Football
Extended Team Leaders
All games**

1ST DOWNS RUSHING

Team	G	Rush	Pass	Pen	Total	Avg/G
Indiana	11	111	128	20	259	23.55
Rutgers	11	109	112	28	249	22.64
Penn St.	11	109	134	13	256	23.27
Iowa	11	107	72	15	194	17.64
Wisconsin	11	102	91	20	213	19.36
Ohio St.	11	101	124	7	232	21.09
Oregon	11	100	139	17	256	23.27
Michigan	11	98	76	10	184	16.73
Nebraska	11	94	114	34	242	22
Michigan St.	11	94	103	16	213	19.36
Washington	11	90	128	13	231	21
Illinois	11	89	115	25	229	20.82
Southern California	11	80	154	15	249	22.64
Minnesota	11	75	121	25	221	20.09
Northwestern	11	70	80	14	164	14.91
Maryland	11	69	151	25	245	22.27
Purdue	11	64	96	10	170	15.45
UCLA	11	59	120	17	196	17.82

OPT 3RD-DN CONVERT

Team	G	Conv.	Att.	Pct.
Oregon	11	46	145	31.72
Southern California	11	46	143	32.17
Ohio St.	11	49	152	32.24
Indiana	11	48	144	33.33
Iowa	11	50	144	34.72
Penn St.	11	51	146	34.93
Nebraska	11	50	137	36.5
Wisconsin	11	55	143	38.46
Northwestern	11	59	146	40.41
Maryland	11	62	152	40.79
Minnesota	11	61	148	41.22
Rutgers	11	63	149	42.28
Michigan	11	67	157	42.68
Washington	11	67	156	42.95
Illinois	11	62	143	43.36
Michigan St.	11	63	145	43.45
Purdue	11	66	137	48.18
UCLA	11	70	141	49.65

1ST DOWNS PASSING

Team	G	Rush	Pass	Pen	Total	Avg/G
Southern California	11	80	154	15	249	22.64
Maryland	11	69	151	25	245	22.27
Oregon	11	100	139	17	256	23.27
Penn St.	11	109	134	13	256	23.27
Washington	11	90	128	13	231	21
Indiana	11	111	128	20	259	23.55
Ohio St.	11	101	124	7	232	21.09
Minnesota	11	75	121	25	221	20.09
UCLA	11	59	120	17	196	17.82
Illinois	11	89	115	25	229	20.82
Nebraska	11	94	114	34	242	22
Rutgers	11	109	112	28	249	22.64
Michigan St.	11	94	103	16	213	19.36
Purdue	11	64	96	10	170	15.45
Wisconsin	11	102	91	20	213	19.36
Northwestern	11	70	80	14	164	14.91
Michigan	11	98	76	10	184	16.73
Iowa	11	107	72	15	194	17.64

4TH-DOWN CONVERSIONS

Team	G	Conv.	Att.	Pct.
Minnesota	11	8	9	88.89
Michigan	11	12	16	75
Penn St.	11	10	14	71.43
Ohio St.	11	17	24	70.83
Wisconsin	11	12	19	63.16
Oregon	11	9	15	60
Michigan St.	11	12	20	60
Southern California	11	8	14	57.14
Indiana	11	11	20	55
UCLA	11	8	15	53.33
Northwestern	11	9	17	52.94
Illinois	11	8	16	50
Maryland	11	14	29	48.28
Rutgers	11	12	26	46.15
Washington	11	10	23	43.48
Iowa	11	3	7	42.86
Nebraska	11	6	19	31.58
Purdue	11	4	17	23.53



2024-25 Big Ten Football
Extended Team Leaders
All games

1ST DOWNS BY PENALTY

Team	G	Rush	Pass	Pen	Total	Avg/G
Nebraska	11	94	114	34	242	22
Rutgers	11	109	112	28	249	22.64
Minnesota	11	75	121	25	221	20.09
Maryland	11	69	151	25	245	22.27
Illinois	11	89	115	25	229	20.82
Wisconsin	11	102	91	20	213	19.36
Indiana	11	111	128	20	259	23.55
UCLA	11	59	120	17	196	17.82
Oregon	11	100	139	17	256	23.27
Michigan St.	11	94	103	16	213	19.36
Southern California	11	80	154	15	249	22.64
Iowa	11	107	72	15	194	17.64
Northwestern	11	70	80	14	164	14.91
Washington	11	90	128	13	231	21
Penn St.	11	109	134	13	256	23.27
Purdue	11	64	96	10	170	15.45
Michigan	11	98	76	10	184	16.73
Ohio St.	11	101	124	7	232	21.09

OPP 4TH-DN CONVERT

Team	G	Conv.	Att.	Pct.
Indiana	11	9	31	29.03
UCLA	11	4	12	33.33
Oregon	11	8	21	38.1
Ohio St.	11	8	20	40
Michigan	11	4	9	44.44
Northwestern	11	9	20	45
Illinois	11	10	21	47.62
Nebraska	11	11	23	47.83
Minnesota	11	7	14	50
Southern California	11	16	31	51.61
Wisconsin	11	8	15	53.33
Iowa	11	7	13	53.85
Rutgers	11	12	22	54.55
Washington	11	12	21	57.14
Maryland	11	8	13	61.54
Penn St.	11	12	19	63.16
Michigan St.	11	13	20	65
Purdue	11	11	15	73.33

OPPONENT 1ST DOWNS

Team	G	Rush	Pass	Pen	Total	Avg/G
Ohio St.	11	65	74	18	157	14.27
Indiana	11	59	90	18	167	15.18
Oregon	11	69	88	19	176	16
Penn St.	11	74	89	14	177	16.09
Minnesota	11	71	99	17	187	17
Iowa	11	76	100	11	187	17
Nebraska	11	64	104	21	189	17.18
Michigan	11	71	108	16	195	17.73
Wisconsin	11	98	89	11	198	18
Michigan St.	11	65	113	22	200	18.18
Washington	11	103	83	27	213	19.36
Southern California	11	76	123	16	215	19.55
Northwestern	11	79	126	10	215	19.55
Rutgers	11	90	111	19	220	20
UCLA	11	68	128	31	227	20.64
Illinois	11	102	110	15	227	20.64
Maryland	11	85	116	27	228	20.73
Purdue	11	119	119	20	258	23.45



**2024-25 Big Ten Football
Extended Team Leaders
All games**

SACKS BY

Team	G	No.	Yards	Avg/G
Ohio St.	11	35	231	3.18
Indiana	11	32	243	2.91
Michigan	11	31	207	2.82
Oregon	11	29	161	2.64
Illinois	11	27	187	2.45
Penn St.	11	26	168	2.36
Nebraska	11	26	163	2.36
Iowa	11	23	141	2.09
Northwestern	11	21	123	1.91
Minnesota	11	21	153	1.91
Washington	11	20	147	1.82
UCLA	11	20	123	1.82
Purdue	11	20	122	1.82
Southern California	11	18	98	1.64
Rutgers	11	18	123	1.64
Michigan St.	11	18	113	1.64
Wisconsin	11	16	118	1.45
Maryland	11	14	94	1.27

KICKOFF COVERAGE

Team	G	No	Yards	Avg.	Ret.	TB	NetAvg
Michigan	11	55	3531	64.2	173	35	40.22
Iowa	11	66	4209	63.77	360	39	39.89
Minnesota	11	61	3911	64.11	76	51	37.72
Penn St.	11	68	4336	63.76	319	43	43.01
Ohio St.	11	75	4790	63.87	135	53	42.88
Wisconsin	11	54	3469	64.24	212	38	34.3
UCLA	11	48	3007	62.65	264	23	44.08
Illinois	11	60	3718	61.97	190	36	41.08
Maryland	11	56	3521	62.88	401	31	45.21
Northwestern	11	47	2968	63.15	427	24	37.62
Indiana	11	79	4767	60.34	626	24	49.91
Nebraska	11	56	3494	62.39	480	27	43.45
Michigan St.	11	52	3260	62.69	269	31	43.85
Oregon	11	72	4544	63.11	203	52	40
Purdue	11	40	2498	62.45	192	25	41.28
Southern California	11	64	4118	64.34	328	45	39.63
Rutgers	11	56	3315	59.2	352	27	45.82
Washington	11	57	3350	58.77	681	18	43.65

SACKS AGAINST

Team	G	No.	Yards	Avg/G
Wisconsin	11	11	68	1
Penn St.	11	11	80	1
Oregon	11	12	104	1.09
Southern California	11	13	87	1.18
Ohio St.	11	13	85	1.18
Iowa	11	14	91	1.27
Michigan	11	15	94	1.36
Rutgers	11	16	105	1.45
Indiana	11	16	122	1.45
Maryland	11	20	151	1.82
Northwestern	11	22	150	2
Nebraska	11	23	163	2.09
Washington	11	24	168	2.18
Minnesota	11	24	154	2.18
Illinois	11	29	170	2.64
Purdue	11	30	213	2.73
UCLA	11	31	216	2.82
Michigan St.	11	34	226	3.09

RED ZONE OFFENSE

Team	G	Scores	Pct.	TDs	(R-P)	FGs	TurnO
Indiana	11	55 - 58	94.83	48	30 - 18	7 - 7	1
Ohio St.	11	41 - 44	93.18	37	20 - 17	4 - 4	3
Iowa	11	33 - 37	89.19	24	18 - 6	9 - 9	2
Southern California	11	40 - 45	88.89	30	15 - 15	10 - 12	3
Illinois	11	39 - 44	88.64	27	14 - 13	12 - 13	4
Minnesota	11	36 - 41	87.80	26	13 - 13	10 - 13	1
Penn St.	11	41 - 47	87.23	32	17 - 15	9 - 9	4
Michigan	11	27 - 31	87.10	20	12 - 8	7 - 8	2
Oregon	11	42 - 49	85.71	33	18 - 15	9 - 9	6
Maryland	11	35 - 42	83.33	27	13 - 14	8 - 8	6
UCLA	11	26 - 32	81.25	12	2 - 10	14 - 14	5
Washington	11	34 - 42	80.95	23	12 - 11	11 - 15	4
Rutgers	11	40 - 50	80.00	33	20 - 13	7 - 9	7
Wisconsin	11	31 - 39	79.49	23	17 - 6	8 - 11	3
Purdue	11	26 - 34	76.47	18	8 - 10	8 - 13	3
Nebraska	11	35 - 46	76.09	25	17 - 8	10 - 13	7
Michigan St.	11	27 - 36	75.00	17	8 - 9	10 - 11	8
Northwestern	11	22 - 31	70.97	13	10 - 3	9 - 11	7



**2024-25 Big Ten Football
Extended Team Leaders
All games**

PENALTIES

Team	G	No.	Yards	Avg/G
Iowa	11	35	327	29.73
Wisconsin	11	56	388	35.27
Minnesota	11	53	418	38
Rutgers	11	49	419	38.09
Michigan	11	45	429	39
Northwestern	11	55	449	40.82
Illinois	11	59	457	41.55
Ohio St.	11	50	462	42
Indiana	11	52	480	43.64
Penn St.	11	54	485	44.09
Oregon	11	62	494	44.91
Southern California	11	62	529	48.09
Purdue	11	61	584	53.09
Washington	11	69	604	54.91
Nebraska	11	71	616	56
Michigan St.	11	73	690	62.73
Maryland	11	75	695	63.18
UCLA	11	90	757	68.82

RED ZONE DEFENSE

Team	G	Scores	Pct.	TDs	(R-P)	FGs	TurnO
Ohio St.	11	14 - 25	56.00	9	6 - 3	5 - 7	9
Penn St.	11	19 - 25	76.00	10	3 - 7	9 - 10	5
Washington	11	27 - 35	77.14	19	11 - 8	8 - 9	6
Rutgers	11	28 - 36	77.78	24	16 - 8	4 - 8	3
Northwestern	11	38 - 48	79.17	26	15 - 11	12 - 14	6
Nebraska	11	25 - 31	80.65	19	5 - 14	6 - 10	2
Iowa	11	21 - 26	80.77	16	2 - 14	5 - 6	3
Oregon	11	27 - 33	81.82	17	10 - 7	10 - 11	5
Indiana	11	23 - 28	82.14	16	9 - 7	7 - 7	5
Michigan	11	33 - 40	82.50	22	9 - 13	11 - 13	5
Minnesota	11	24 - 29	82.76	15	10 - 5	9 - 9	3
Michigan St.	11	34 - 41	82.93	28	14 - 14	6 - 9	4
Southern California	11	31 - 37	83.78	19	13 - 6	12 - 13	5
Maryland	11	36 - 42	85.71	25	13 - 12	11 - 12	4
Wisconsin	11	32 - 37	86.49	22	16 - 6	10 - 12	3
Illinois	11	33 - 36	91.67	22	10 - 12	11 - 12	2
Purdue	11	40 - 43	93.02	34	21 - 13	6 - 8	1
UCLA	11	42 - 45	93.33	31	17 - 14	11 - 11	2

OPPONENT PENALTIES

Team	G	No.	Yards	Avg/G
Nebraska	11	75	758	68.91
Illinois	11	65	596	54.18
Maryland	11	67	586	53.27
Rutgers	11	72	565	51.36
Oregon	11	67	543	49.36
Minnesota	11	55	543	49.36
Southern California	11	67	531	48.27
Purdue	11	57	527	47.91
Wisconsin	11	63	514	46.73
Indiana	11	65	511	46.45
Iowa	11	64	501	45.55
Washington	11	55	454	41.27
UCLA	11	52	446	40.55
Michigan St.	11	48	387	35.18
Michigan	11	49	355	32.27
Northwestern	11	39	336	30.55
Penn St.	11	41	329	29.91
Ohio St.	11	38	270	24.55



2024-25 Big Ten Football
Extended Team Leaders
All games

TIME OF POSSESSION

Team	G	Total possession	Avg/G
Rutgers	11	348:32	31:41
Nebraska	11	347:18	31:34
Michigan St.	11	345:44	31:26
Minnesota	11	344:00	31:16
Michigan	11	342:58	31:11
Oregon	11	340:22	30:56
Penn St.	11	338:41	30:47
Indiana	11	338:14	30:45
Southern California	11	336:27	30:35
UCLA	11	336:20	30:35
Maryland	11	333:51	30:21
Ohio St.	11	332:26	30:13
Iowa	11	331:29	30:08
Washington	11	329:56	29:59
Wisconsin	11	328:03	29:49
Illinois	11	323:55	29:27
Northwestern	11	320:06	29:06
Purdue	11	298:50	27:10



2024-25 Big Ten Football Conference Active Individual Leaders All games

RUSHING (Minimum Games Played Pct. 75%, 10 Rushing Attempts/Game)

#	Player	G	Att.	Yds	Avg.	TD	Lg	Avg/g
1	Judkins, Quinshon - OSU	37	680	3484	5.12	39	86	94.16
2	Henderson, TreVeyon - OSU	42	544	3475	6.39	38	75	82.74
3	Johnson, Kaleb - Iowa	34	491	2734	5.57	30	75	80.41
4	Singleton, Nicholas - PSU	36	435	2459	5.65	25	87	68.31
5	Mockobee, Devin - Purdue	36	491	2445	4.98	19	68	67.92
6	Allen, Kaytron - PSU	37	485	2433	5.02	21	59	65.76
7	Lawton, Ty Son - IND	50	704	3247	4.61	37	99	64.94
8	Coleman, Jonah - UW	36	376	2251	5.99	18	64	62.53
9	Monangai, Kyle - RU	51	638	3093	4.85	26	62	60.65
10	Carter, Nate - MSU	39	484	2233	4.61	11	60	57.26

TOTAL OFFENSE (Minimum Games Played Pct. 75%)

#	Player	G	Rush	Pass	Plays	Total	Yds/g
1	Gabriel, Dillon - Oregon	61	1215	17931	2418	19146	313.87
2	Rogers, Will - UW	54	-395	14773	2386	14378	266.26
3	Brosmer, Max - MINN	47	237	11127	1826	11364	241.79
4	Raiola, Dylan - Nebr	11	-71	2405	388	2334	212.18
5	Maiava, Jayden - USC	19	315	3631	519	3946	207.68
6	Schuster, Tommy - MSU	50	124	9277	1482	9401	188.02
7	Allar, Drew - PSU	34	460	5472	860	5932	174.47
8	Kaliakmanis, Athan - RU	34	450	5086	930	5536	162.82
9	Chiles, Aidan - MSU	20	315	2574	445	2889	144.45
10	Garbers, Ethan - UCLA	39	292	4173	693	4465	114.49

PASSING AVG/GAME (Minimum Games Played Pct. 75%)

#	Player	G	Comp-att-int	Yds	TD	Avg/g
1	Gabriel, Dillon - Oregon	61	1309-2015-32	17931	147	293.95
2	Rogers, Will - UW	54	1521-2187-35	14773	108	273.57
3	Brosmer, Max - MINN	47	992-1572-30	11127	85	236.74
4	Raiola, Dylan - Nebr	11	231-348-10	2405	12	218.64
5	Maiava, Jayden - USC	19	276-434-11	3631	21	191.11
6	Schuster, Tommy - MSU	50	863-1281-23	9277	63	185.54
7	Allar, Drew - PSU	34	455-708-7	5472	46	160.94
8	Kaliakmanis, Athan - RU	34	402-746-19	5086	33	149.59
9	Chiles, Aidan - MSU	20	203-335-11	2574	16	128.70
10	Garbers, Ethan - UCLA	39	364-557-18	4173	30	107.00

SCORING (Minimum Games Played Pct. 75%)

#	Player	G	TD	FG	XPT	2XP	Pts	Pts/g
1	Lynch, Denis - USC	27	0	25	139	0	214	7.93
2	Judkins, Quinshon - OSU	37	43	0	0	1	260	7.03
3	Vakos, Nathaniel - Wisc	38	0	49	113	0	260	6.84
4	Zvada, Dominic - Mich	36	0	49	95	0	242	6.72
5	Snyder, Austin - OSU	31	0	30	108	0	198	6.39
6	Barker, Ryan - PSU	9	0	10	27	0	57	6.33
7	Van Zelst, Nate - Wisc	11	0	11	35	0	68	6.18
8	Glessner, Blake - UCLA	44	0	46	133	0	271	6.16
9	Henderson, TreVeyon - OSU	42	43	0	0	0	258	6.14
10	Stevens, Drew - Iowa	38	0	51	79	0	232	6.11

PASS EFFICIENCY (Minimum Games Played Pct. 75%, 15 Total Passes/Game)

#	Player	G	Comp-att-int	Yds	TD	Eff.
1	Gabriel, Dillon - Oregon	61	1309-2015-32	17931	147	160.61
2	Allar, Drew - PSU	34	455-708-7	5472	46	148.65
3	Maiava, Jayden - USC	19	276-434-11	3631	21	144.77
4	Schuster, Tommy - MSU	50	863-1281-23	9277	63	140.84
5	Rogers, Will - UW	54	1521-2187-35	14773	108	139.38
6	Brosmer, Max - MINN	47	992-1572-30	11127	85	136.59
7	Chiles, Aidan - MSU	20	203-335-11	2574	16	134.33
8	Raiola, Dylan - Nebr	11	231-348-10	2405	12	130.06
9	Kaliakmanis, Athan - RU	34	402-746-19	5086	33	120.66

SCORING (TDs) (Minimum Games Played Pct. 75%, 1 Touchdowns)

#	Player	G	Run	Rec	Ret	Pts	Avg/g
1	Judkins, Quinshon - OSU	37	39	4	0	260	7.03
2	Henderson, TreVeyon - OSU	42	38	5	0	258	6.14
3	Singleton, Nicholas - PSU	36	25	7	0	200	5.56
4	Johnson, Kaleb - Iowa	34	30	1	0	186	5.47
5	Smith, Jeremiah - OSU	11	1	9	0	60	5.45
6	James, Jordan - Oregon	35	27	1	0	168	4.80
7	Sarratt, Elijah - IND	36	1	27	0	172	4.78
8	Lawton, Ty Son - IND	50	37	2	0	234	4.68
9	Wood, Donovan - USC	27	0	19	0	114	4.22
10	Franklin, Zakhari - Illini	61	0	41	0	250	4.10

RECEPTIONS/GAME (Minimum Games Played Pct. 75%)

#	Player	G	No.	Yds	TD	Lg	Yds/g	Rec/g
1	Franklin, Zakhari - Illini	61	314	3945	41	75	64.67	5.15
2	Miller, Dymere - RU	44	221	3070	21	75	69.77	5.02
3	Johnson, Tez - Oregon	59	291	3640	26	77	61.69	4.93
4	Wood, Donovan - USC	27	131	2240	19	42	82.96	4.85
5	Stewart, Evan - Oregon	29	138	1772	11	69	61.10	4.76
6	Smith, Jeremiah - OSU	11	52	899	9	70	81.73	4.73
7	Marks, Woody - USC	56	261	1546	5	33	27.61	4.66
8	Sarratt, Elijah - IND	36	165	2615	27	71	72.64	4.58
9	Barney Jr., Jacory - Nebr	11	49	402	0	40	36.55	4.45
10	Egbuka, Emeka - OSU	44	180	2549	23	85	57.93	4.09

SCORING (KICK) (Minimum Games Played Pct. 75%)

#	Player	G	PAT	FG	Pts	Avg/g
1	Lynch, Denis - USC	27	139-140	25-36	214	7.93
2	Vakos, Nathaniel - Wisc	38	113-114	49-64	260	6.84
3	Zvada, Dominic - Mich	36	95-97	49-56	242	6.72
4	Snyder, Austin - OSU	31	108-114	30-39	198	6.39
5	Barker, Ryan - PSU	9	27-28	10-11	57	6.33
6	Van Zelst, Nate - Wisc	11	35-35	11-14	68	6.18
7	Glessner, Blake - UCLA	44	133-138	46-63	271	6.16
8	Stevens, Drew - Iowa	38	79-80	51-64	232	6.11
9	Patel, Jai - RU	23	66-68	24-31	138	6.00
10	Bhaghani, Mateen - UCLA	21	47-47	26-31	125	5.95

RECEIVE YDS/GAME (Minimum Games Played Pct. 75%)

#	Player	G	No.	Yds	TD	Long	Avg/c	Yds/g
1	Wood, Donovan - USC	27	131	2240	19	42	17.10	82.96
2	Smith, Jeremiah - OSU	11	52	899	9	70	17.29	81.73
3	Sarratt, Elijah - IND	36	165	2615	27	71	15.85	72.64
4	Miller, Dymere - RU	44	221	3070	21	75	13.89	69.77
5	Franklin, Zakhari - Illini	61	314	3945	41	75	12.56	64.67
6	Marsh, Nick - MSU	10	39	636	3	77	16.31	63.60
7	Johnson, Tez - Oregon	59	291	3640	26	77	12.51	61.69
8	Stewart, Evan - Oregon	29	138	1772	11	69	12.84	61.10
9	Egbuka, Emeka - OSU	44	180	2549	23	85	14.16	57.93
10	Hunter, Jeremiah - UW	44	173	2432	14	58	14.06	55.27

PUNT RETURN AVG (Minimum Games Played Pct. 75%)

#	Player	G	No.	Yds	TD	Long	Avg.
1	Mullings, Kalel - Mich	55	1	22	0	22	22.00
2	Downs, Caleb - OSU	25	9	189	2	85	21.00
3	Kaho, Ale - UCLA	60	2	42	1	0	21.00

KICK RETURN AVG (Minimum Games Played Pct. 75%)

#	Player	G	No.	Yds	TD	Long	Avg.
1	Egbuka, Emeka - OSU	44	22	621	0	67	28.23
2	Johnson, Kaleb - Iowa	34	15	402	0	54	26.80
3	Brockington, Lemeke - MINN	31	4	107	0	51	26.75



**2024-25 Big Ten Football
Conference Active Individual Leaders
All games**

ALL PURPOSE (Minimum Games Played Pct. 75%)

#	Player	G	Rush	Rcv	PR	KR	Yds	Avg/g
1	Marks, Woody - USC	56	2983	1546	0	231	4760	85.00
2	Henderson, TreVeyon - OSU	42	3475	679	0	77	4231	100.74
3	Johnson, Tez - Oregon	59	51	3640	519	12	4222	71.56
4	Singleton, Nicholas - PSU	36	2459	668	0	881	4008	111.33
5	Franklin, Zakhari - Illini	61	8	3945	0	0	3953	64.80
6	Judkins, Quinshon - OSU	37	3484	390	0	0	3874	104.70
7	Lawton, Ty Son - IND	50	3247	379	0	31	3657	73.14
8	Jackson, Giles - UW	61	183	1493	181	1730	3587	58.80
9	Egbuka, Emeka - OSU	44	133	2549	98	621	3401	77.30
10	Monangai, Kyle - RU	51	3093	252	0	0	3345	65.59

PUNTING (Minimum Games Played Pct. 75%, 3.6 Punts/Game)

#	Player	G	No.	Yds	Lg	120	50+	TB	Avg.
1	McFerson, Bryce - MD	23	83	3761	64	24	30	5	45.31
2	Thompson, Riley - PSU	36	142	6378	71	55	33	7	44.92
3	Dakin, Rhys - Iowa	11	51	2290	61	24	15	5	44.90
4	Buschini, Brian - Nebr	50	237	10471	74	83	67	13	44.18
5	Evans, James - IND	47	229	10044	70	66	64	12	43.86
6	Venneri, Anthony - OSU	22	94	4091	64	26	24	9	43.52
7	Bertrams, Atticus - Wisc	24	110	4744	74	44	20	7	43.13
8	Crimmins, Keelan - Purdue	23	104	4473	64	26	18	3	43.01
9	Anderson, Jakob - RU	11	45	1907	61	15	6	4	42.38
10	Crawford, Mark - MINN	55	219	9132	60	86	28	9	41.70

FIELD GOALS (Minimum Games Played Pct. 75%)

#	Player	G	Made	Att.	Long	Pct.	Avg.
1	Zvada, Dominic - Mich	36	49	56	56	0.88	1.36
2	Stevens, Drew - Iowa	38	51	64	54	0.80	1.34
3	Vakos, Nathaniel - Wisc	38	49	64	55	0.77	1.29
4	Bhaghani, Mateen - UCLA	21	26	31	57	0.84	1.24
5	Barker, Ryan - PSU	9	10	11	45	0.91	1.11
6	Glessner, Blake - UCLA	44	46	63	54	0.73	1.05
7	Patel, Jai - RU	23	24	31	51	0.77	1.04
8	Van Zelst, Nate - Wisc	11	11	14	47	0.79	1.00
9	Snyder, Austin - OSU	31	30	39	51	0.77	0.97

FIELD GOAL PCT (Minimum Games Played Pct. 75%)

#	Player	G	Made	Att.	Long	Pct.
1	Barker, Ryan - PSU	9	10	11	45	0.91
2	Zvada, Dominic - Mich	36	49	56	56	0.88
3	Meyer, Chase - PSU	20	17	20	47	0.85
4	Olano, David - Illini	20	16	19	50	0.84
5	Bhaghani, Mateen - UCLA	21	26	31	57	0.84
6	Fielding, Jayden - OSU	37	24	29	47	0.83
7	Kim, Jonathan - MSU	59	32	40	58	0.80
8	Stevens, Drew - Iowa	38	51	64	54	0.80
9	Kesich, Dragan - MINN	54	41	52	54	0.79

PAT KICKING PCT (Minimum Games Played Pct. 75%)

#	Player	G	Made	Att.	Pct.
1	Bhaghani, Mateen - UCLA	21	47	47	1.00
2	Van Zelst, Nate - Wisc	11	35	35	1.00
3	Gross, Grady - UW	38	88	88	1.00
4	Doman, Tommy - Mich	30	2	2	1.00
5	Porath, Spencer - Purdue	9	17	17	1.00
6	Akers, Luke - NU	46	9	9	1.00
7	Lynch, Denis - USC	27	139	140	0.99
8	Vakos, Nathaniel - Wisc	38	113	114	0.99
9	Fielding, Jayden - OSU	37	102	103	0.99



**2024-25 Big Ten Football
Conference Active Individual Leaders
All games**

TACKLES (All positions) (Minimum Games Played Pct. 75%)

#	Player	G	Pos	Solo	Ast	Total	Avg/g
1	Thieneman, Dillon - Purdue	23	DB	137	63	200	8.70
2	Jackson, Nick - Iowa	71	LB	249	295	544	7.66
3	Haladay, Cal - MSU	52	LB	155	204	359	6.90
4	Fisher, Aiden - IND	34	LB	92	123	215	6.32
5	Downs, Caleb - OSU	25	DB	100	58	158	6.32
6	Mueller, Xander - NU	45	LB	145	123	268	5.96
7	Parham, Bryun - UW	36	LB	112	98	210	5.83
8	Higgins, Jay - Iowa	56	LB	149	174	323	5.77
9	Bruener, Carson - UW	50	LB	167	120	287	5.74
10	Jones Jr., Terry - IND	51	S	101	171	272	5.33
11	Grose, Angelo - MSU	51	DB	163	108	271	5.31
12	Oladejo, Oluwafemi - UCLA	45	LB	119	119	238	5.29
13	Wohler, Hunter - Wisc	42	S	143	78	221	5.26
14	Turner, Devin - NU	31	DB	94	66	160	5.16
15	Mascarenas-Arnold, Easton - USC	48	LB	123	124	247	5.15
16	Cobb, Mason - USC	52	LB	144	118	262	5.04
17	Savage, Kobe - Oregon	33	S	109	56	165	5.00
18	Walker, Jailin - IND	42	LB	102	107	209	4.98
19	Gentry, Eric - USC	39	LB	124	68	192	4.92
20	Johnson, Tysheem - Oregon	51	DB	118	129	247	4.84
21	Turner, Jordan - MSU	41	LB	102	93	195	4.76
22	Asbury II, Shawn - IND	41	DB	79	112	191	4.66
23	Thomas, Jaheim - Wisc	51	LB	96	141	237	4.65
24	Powell, Tyreem - RU	41	LB	92	98	190	4.63
25	Robinson, Ethan - MINN	42	DB	151	43	194	4.62
26	Hyppolite II, Ruben - MD	49	LB	133	92	225	4.59
27	Hausmann, Ernest - Mich	38	LB	99	75	174	4.58
28	Barham, Jaishawn - Mich	34	LB	95	60	155	4.56
29	Henderson, Jack - MINN	57	DB	147	112	259	4.54
30	Igbinosun, Desmond - RU	41	DB	95	91	186	4.54
31	Toure, Mohamed - RU	37	LB	80	87	167	4.51
32	Broussard, Cameron - UW	44	DB	100	94	194	4.41
33	Tuputala, Alphonzo - UW	51	LB	120	102	222	4.35
34	Bassa, Jeffrey - Oregon	52	LB	121	104	225	4.33
35	Thompson, Stefon - Nebr	46	LB	107	91	198	4.30
36	Ponds, D'Angelo - IND	24	CB	65	37	102	4.25
37	Gifford, Isaac - Nebr	55	DB	120	112	232	4.22
38	Rosiek, Dylan - Illini	37	LB	82	71	153	4.14
39	Smith, Jaylin - USC	42	CB	127	46	173	4.12
40	Walters, Damon - NU	9	DB	24	13	37	4.11
41	Carter, Abdul - PSU	37	LB	91	61	152	4.11
42	Trader Jr., Dante - MD	46	DB	118	67	185	4.02
43	Simon, Cody - OSU	53	LB	94	118	212	4.00
44	Schwesinger, Carson - UCLA	37	LB	98	50	148	4.00
45	Loyal, Shaquan - RU	41	DB	95	68	163	3.98
46	Jenkins, Kydran - Purdue	51	LB	135	67	202	3.96
47	Hall, Jordan - MSU	22	LB	42	45	87	3.95
48	King, Kobe - PSU	41	LB	93	69	162	3.95
49	Hall, Aamir - Mich	49	DB	120	73	193	3.94
50	Ransom, Lathan - OSU	51	S	126	74	200	3.92

SACKS (Minimum Games Played Pct. 75%)

#	Player	G	Pos	Solo	Ast	Total	Avg/g
1	Durfee, Zach - UW	17	LB	13	2	14	0.82
2	Schuermann, Luke - UCLA	46	DL	31	9	35.5	0.77
3	Kamara, Mikail - IND	34	DL	22	4	24	0.71
4	Ojata, Jireh - Purdue	47	DE	25	13	31.5	0.67
5	Stewart, Josaiah - Mich	50	DE	27	6	30	0.60
6	Pius, John - Wisc	49	LB	22	10	27	0.55
7	Carter, Abdul - PSU	37	LB	18	2	19	0.51
8	Jenkins, Kydran - Purdue	51	LB	20	6	23	0.45
9	Jacas, Gabe - Illini	36	LB	14	4	16	0.44
10	Uiagalelei, Matayo - Oregon	24	DE	10	1	10.5	0.44
11	Hagarty, Richie - NU	34	DL	12	3	13.5	0.40
12	Saka, Anto - NU	21	DL	7	2	8	0.38
13	Sawyer, Jack - OSU	49	DE	16	5	18.5	0.38
14	Toure, Mohamed - RU	37	LB	12	3	13.5	0.36
15	Valdez, Sebastian - UW	50	DL	14	7	17.5	0.35
16	Hubbard, Aidan - NU	35	DL	11	2	12	0.34
17	Tuimolouau, JT - OSU	50	DL	12	10	17	0.34
18	Ward, Isaiah - UW	27	DE	8	0	8	0.30
19	Graves, Aaron - Iowa	37	DL	9	3	10.5	0.28
20	Coleman, Seth - Illini	56	LB	14	3	15.5	0.28

TACKLES FOR LOSS (Minimum Games Played Pct. 75%, 1.25 Total

Tackles For Loss/Game)

#	Player	G	Pos	Solo	Ast	Total	Avg/g
1	Schuermann, Luke - UCLA	46	DL	51	27	64.5	1.40



**2024-25 Big Ten Football
Conference Active Individual Leaders
All games**

FUMBLES FORCED (Minimum Games Played Pct. 75%)

#	Player	G	No.	Avg/g
1	Kamara, Mikail - IND	34	7	0.21
2	McGahee IV, Willis - Nebr	10	2	0.20
3	Rosiek, Dylan - Illini	37	6	0.16
4	Ojata, Jireh - Purdue	47	7	0.15
5	Carter, Abdul - PSU	37	5	0.14
6	Stewart, Josaiah - Mich	50	6	0.12
7	Walker, Jailin - IND	42	5	0.12
8	Durfee, Zach - UW	17	2	0.12
9	Ransom, Lathan - OSU	51	6	0.12
10	Parham, Bryun - UW	36	4	0.11

FUMBLES RECOVERED (Minimum Games Played Pct. 75%)

#	Player	G	No.	Avg/g
1	Walters, Damon - NU	9	1	0.11
2	Brown, Donnell - MD	50	5	0.10
3	Saleapaga, Roger - Oregon	11	1	0.09
4	Kamara, Mikail - IND	34	3	0.09
5	Gbayor, Mikai - Nebr	23	2	0.09
6	Curtis, Tackett - Wisc	23	2	0.09
7	Johnson, Brandon - Oregon	47	4	0.09
8	Ponds, D'Angelo - IND	24	2	0.08
9	Hills, Elijah - Wisc	48	4	0.08
10	Walley, Justin - MINN	48	4	0.08

PASSES DEFENDED (Minimum Games Played Pct. 75%)

#	Player	G	Brup	Int.	Total	Avg/g
1	Ponds, D'Angelo - IND	24	22	4	26	1.08
2	Hall, Aamir - Mich	49	35	8	43	0.88
3	Robinson, Ethan - MINN	42	26	8	34	0.81
4	Longerbeam, Robert - RU	51	36	4	40	0.78
5	Muhammad, Jabbar - Oregon	57	37	4	41	0.72
6	Burke, Denzel - OSU	46	28	4	32	0.70
7	Walley, Justin - MINN	48	26	7	33	0.69
8	Alexander, Kam - Oregon	54	31	6	37	0.69
9	Dixon, Thaddeus - UW	25	15	2	17	0.68
10	Scott, Xavier - Illini	34	17	5	22	0.65
11	Thieneman, Dillon - Purdue	23	8	6	14	0.61
12	Johnson, Will - Mich	32	10	9	19	0.59
13	Johnson, Theran - NU	36	18	3	21	0.58
14	Fourquarean, Nyzier - Wisc	47	22	5	27	0.57
15	Hartzog Jr., Malcolm - Nebr	34	12	7	19	0.56
16	Reed, Nikko - Oregon	46	20	4	24	0.52
17	Igbinosun, Davison - OSU	37	16	2	18	0.49
18	Walker, Jailin - IND	42	16	4	20	0.48
19	Hill, Tommi - Nebr	41	14	5	19	0.46
20	House, Khmori - UW	11	4	1	5	0.45

INTERCEPTIONS (Minimum Games Played Pct. 75%)

#	Player	G	No.	Yds	TD	Long	Avg/g
1	Perich, Koi - MINN	11	5	63	0	45	0.45
2	Johnson, Will - Mich	32	9	237	3	86	0.28
3	Thieneman, Dillon - Purdue	23	6	58	0	32	0.26
4	Huskey, Jalen - MD	32	7	79	0	37	0.22
5	Hartzog Jr., Malcolm - Nebr	34	7	98	0	34	0.21
6	Robinson, Ethan - MINN	42	8	17	0	6	0.19
7	Savage, Kobe - Oregon	33	6	10	0	7	0.18
8	Hardy, Rolijah - IND	11	2	18	1	12	0.18
9	Ferrell, Amare - IND	23	4	35	0	20	0.17
10	Ponds, D'Angelo - IND	24	4	77	1	67	0.17



2024-25 Big Ten Football
Standings
In Conference games

Team	Overall	Pct.	Conference	Pct.	PF	PA	Home	Away	Neut.	Streak
Oregon	8-0	1.000	8-0	1.000	263	111	4-0	4-0	0-0	W 8
Indiana	7-1	.875	7-1	.875	294	152	4-0	3-1	0-0	L 1
Penn St.	7-1	.875	7-1	.875	232	122	3-1	4-0	0-0	W 3
Ohio St.	7-1	.875	7-1	.875	259	98	4-0	3-1	0-0	W 5
Iowa	5-3	.625	5-3	.625	226	154	3-0	2-3	0-0	W 1
Illinois	5-3	.625	5-3	.625	211	211	3-1	2-2	0-0	W 2
Minnesota	4-4	.500	4-4	.500	200	184	2-2	2-2	0-0	L 2
Washington	4-4	.500	4-4	.500	165	189	4-0	0-4	0-0	W 1
Michigan	4-4	.500	4-4	.500	184	177	4-1	0-3	0-0	W 1
Southern California	4-5	.444	4-5	.444	247	213	3-1	1-4	0-0	W 2
Rutgers	3-5	.375	3-5	.375	175	225	2-3	1-2	0-0	L 1
Wisconsin	3-5	.375	3-5	.375	199	184	1-2	2-3	0-0	L 4
Michigan St.	3-5	.375	3-5	.375	143	239	2-2	1-3	0-0	W 1
Nebraska	3-5	.375	3-5	.375	174	205	2-2	1-3	0-0	W 1
UCLA	3-6	.333	3-6	.333	168	243	1-4	2-2	0-0	L 2
Northwestern	2-6	.250	2-6	.250	122	239	0-3	2-3	0-0	L 2
Maryland	1-7	.125	1-7	.125	162	281	1-4	0-3	0-0	L 4
Purdue	0-8	.000	0-8	.000	112	309	0-4	0-4	0-0	L 8



**2024-25 Big Ten Football
Team Highs
In Conference games**

POINTS	56	Indiana vs Nebraska (10/19/2024)
POINTS SCORED KICKING	20	Michigan St. vs Iowa (10/19/2024)
TOUCHDOWNS	8	Indiana vs Nebraska (10/19/2024)
TOTAL OFFENSE YARDS	589	Wisconsin vs Purdue (10/05/2024)
TOTAL OFFENSE PLAYS	89	Rutgers at Southern California (10/25/2024)
TOTAL OFFENSE YARDS/PLAY	9.2	Purdue at Illinois (10/12/2024)
RUSHING YARDS	329	Iowa vs Wisconsin (11/02/2024)
RUSHING ATTEMPTS	58	Iowa at Maryland (11/23/2024)
YARDS PER RUSH	7.9	Southern California vs Penn St. (10/12/2024)
RUSHING TDS	5	Michigan vs Northwestern (11/23/2024)
	5	Iowa vs Wisconsin (11/02/2024)
	5	Indiana vs Nebraska (10/19/2024)
	5	Wisconsin at Rutgers (10/12/2024)
LONGEST RUSH	78	Penn St. vs Washington (11/09/2024)
PASSING YARDS	400	Penn St. at Southern California (10/12/2024)
PASSING ATTEMPTS	57	Maryland vs Rutgers (11/16/2024)
PASSING TDS	4	Penn St. at Purdue (11/16/2024)
	4	Indiana at Michigan St. (11/02/2024)
	4	Minnesota vs Maryland (10/26/2024)
	4	UCLA at Rutgers (10/19/2024)
	4	Ohio St. vs Iowa (10/05/2024)
	4	Illinois at Nebraska (09/20/2024)
	4	Indiana at UCLA (09/14/2024)
LONGEST PASS	77	Michigan St. at Maryland (09/07/2024)
PASSES COMPLETED	39	Maryland vs Southern California (10/19/2024)
HAD INTERCEPTED	3	Southern California at Washington (11/02/2024)
	3	Nebraska at Indiana (10/19/2024)
	3	UCLA vs Minnesota (10/12/2024)
	3	Penn St. at Southern California (10/12/2024)
PASS COMPLETION PCT	84.6	Ohio St. vs Indiana (11/23/2024)
PASSING YARDS/ATTEMPT	13.8	Ohio St. vs Nebraska (10/26/2024)
YARDS PER CATCH	20.8	Illinois at Rutgers (11/23/2024)
FIELD GOAL ATTEMPTS	7	Michigan St. vs Iowa (10/19/2024)
FIELD GOALS MADE	6	Michigan St. vs Iowa (10/19/2024)
LONGEST FIELD GOAL	57	UCLA vs Iowa (11/08/2024)



2024-25 Big Ten Football
Team Highs
In Conference games

FIELD GOAL PCT	
100.0	UCLA vs Southern California (11/23/2024)
100.0	Southern California at UCLA (11/23/2024)
100.0	Michigan vs Northwestern (11/23/2024)
100.0	Northwestern at Michigan (11/23/2024)
100.0	Nebraska vs Wisconsin (11/23/2024)
100.0	Minnesota vs Penn St. (11/23/2024)
100.0	Penn St. at Minnesota (11/23/2024)
100.0	Iowa at Maryland (11/23/2024)
100.0	Ohio St. vs Indiana (11/23/2024)
100.0	Illinois at Rutgers (11/23/2024)
100.0	Rutgers vs Illinois (11/23/2024)
100.0	Michigan St. vs Purdue (11/22/2024)
100.0	Wisconsin vs Oregon (11/16/2024)
100.0	Oregon at Wisconsin (11/16/2024)
100.0	Rutgers at Maryland (11/16/2024)
100.0	Nebraska at Southern California (11/16/2024)
100.0	Illinois vs Michigan St. (11/16/2024)
100.0	Michigan St. at Illinois (11/16/2024)
100.0	Ohio St. at Northwestern (11/16/2024)
100.0	Washington vs UCLA (11/15/2024)
100.0	Oregon vs Maryland (11/09/2024)
100.0	Maryland at Oregon (11/09/2024)
100.0	Indiana vs Michigan (11/09/2024)
100.0	Michigan at Indiana (11/09/2024)
100.0	Rutgers vs Minnesota (11/09/2024)
100.0	Minnesota at Rutgers (11/09/2024)
100.0	Ohio St. vs Purdue (11/09/2024)
100.0	Iowa at UCLA (11/08/2024)
100.0	Wisconsin at Iowa (11/02/2024)
100.0	Washington vs Southern California (11/02/2024)
100.0	Michigan vs Oregon (11/02/2024)
100.0	Oregon at Michigan (11/02/2024)
100.0	Indiana at Michigan St. (11/02/2024)
100.0	Michigan St. vs Indiana (11/02/2024)
100.0	UCLA at Nebraska (11/02/2024)
100.0	Ohio St. at Penn St. (11/02/2024)
100.0	Penn St. vs Ohio St. (11/02/2024)
100.0	Purdue vs Northwestern (11/02/2024)
100.0	Northwestern at Purdue (11/02/2024)
100.0	Minnesota at Illinois (11/02/2024)
100.0	Michigan vs Michigan St. (10/26/2024)
100.0	Wisconsin vs Penn St. (10/26/2024)
100.0	Minnesota vs Maryland (10/26/2024)
100.0	Maryland at Minnesota (10/26/2024)
100.0	Iowa vs Northwestern (10/26/2024)
100.0	Oregon vs Illinois (10/26/2024)
100.0	Illinois at Oregon (10/26/2024)
100.0	Nebraska at Ohio St. (10/26/2024)
100.0	Indiana vs Washington (10/26/2024)
100.0	Washington at Indiana (10/26/2024)
100.0	Rutgers at Southern California (10/25/2024)
100.0	Rutgers vs UCLA (10/19/2024)
100.0	UCLA vs Minnesota (10/12/2024)
100.0	Ohio St. at Oregon (10/12/2024)
100.0	Illinois vs Purdue (10/12/2024)
100.0	Purdue at Illinois (10/12/2024)



**2024-25 Big Ten Football
Team Highs
In Conference games**

PAT KICKS ATTEMPTED	8	Indiana vs Nebraska (10/19/2024)
PAT KICKS MADE	8	Indiana vs Nebraska (10/19/2024)



2024-25 Big Ten Football
Team Highs
In Conference games

PAT KICKS PCT		
	100.0	UCLA vs Southern California (11/23/2024)
	100.0	Southern California at UCLA (11/23/2024)
	100.0	Michigan vs Northwestern (11/23/2024)
	100.0	Nebraska vs Wisconsin (11/23/2024)
	100.0	Wisconsin at Nebraska (11/23/2024)
	100.0	Minnesota vs Penn St. (11/23/2024)
	100.0	Maryland vs Iowa (11/23/2024)
	100.0	Iowa at Maryland (11/23/2024)
	100.0	Ohio St. vs Indiana (11/23/2024)
	100.0	Indiana at Ohio St. (11/23/2024)
	100.0	Rutgers vs Illinois (11/23/2024)
	100.0	Purdue at Michigan St. (11/22/2024)
	100.0	Michigan St. vs Purdue (11/22/2024)
	100.0	Wisconsin vs Oregon (11/16/2024)
	100.0	Oregon at Wisconsin (11/16/2024)
	100.0	Maryland vs Rutgers (11/16/2024)
	100.0	Rutgers at Maryland (11/16/2024)
	100.0	Southern California vs Nebraska (11/16/2024)
	100.0	Nebraska at Southern California (11/16/2024)
	100.0	Purdue vs Penn St. (11/16/2024)
	100.0	Penn St. at Purdue (11/16/2024)
	100.0	Illinois vs Michigan St. (11/16/2024)
	100.0	Northwestern vs Ohio St. (11/16/2024)
	100.0	Ohio St. at Northwestern (11/16/2024)
	100.0	UCLA at Washington (11/15/2024)
	100.0	Washington vs UCLA (11/15/2024)
	100.0	Penn St. vs Washington (11/09/2024)
	100.0	Oregon vs Maryland (11/09/2024)
	100.0	Maryland at Oregon (11/09/2024)
	100.0	Indiana vs Michigan (11/09/2024)
	100.0	Rutgers vs Minnesota (11/09/2024)
	100.0	Ohio St. vs Purdue (11/09/2024)
	100.0	UCLA vs Iowa (11/08/2024)
	100.0	Iowa at UCLA (11/08/2024)
	100.0	Iowa vs Wisconsin (11/02/2024)
	100.0	Wisconsin at Iowa (11/02/2024)
	100.0	Washington vs Southern California (11/02/2024)
	100.0	Southern California at Washington (11/02/2024)
	100.0	Michigan vs Oregon (11/02/2024)
	100.0	Oregon at Michigan (11/02/2024)
	100.0	Indiana at Michigan St. (11/02/2024)
	100.0	Michigan St. vs Indiana (11/02/2024)
	100.0	UCLA at Nebraska (11/02/2024)
	100.0	Ohio St. at Penn St. (11/02/2024)
	100.0	Penn St. vs Ohio St. (11/02/2024)
	100.0	Purdue vs Northwestern (11/02/2024)
	100.0	Northwestern at Purdue (11/02/2024)
	100.0	Illinois vs Minnesota (11/02/2024)
	100.0	Minnesota at Illinois (11/02/2024)
	100.0	Michigan vs Michigan St. (10/26/2024)
	100.0	Michigan St. at Michigan (10/26/2024)
	100.0	Wisconsin vs Penn St. (10/26/2024)
	100.0	Penn St. at Wisconsin (10/26/2024)
	100.0	Minnesota vs Maryland (10/26/2024)
	100.0	Maryland at Minnesota (10/26/2024)
	100.0	Iowa vs Northwestern (10/26/2024)



2024-25 Big Ten Football
Team Highs
In Conference games

2 POINTS PATS MADE	2	Purdue at Illinois (10/12/2024)
PUNTS	9	Rutgers vs Wisconsin (10/12/2024)
LONGEST PUNT	74	Wisconsin at Southern California (09/28/2024)
YARDS PUNTED	377	Rutgers vs Wisconsin (10/12/2024)
PUNTING AVG	57.0	Iowa vs Washington (10/12/2024)
PUNT RETURNS	6	Illinois vs Michigan St. (11/16/2024)
PUNT RETURN YARDS	111	Iowa vs Northwestern (10/26/2024)
PUNT RETURN AVG	41.0	Minnesota at Michigan (09/28/2024)
LONGEST PUNT RETURN	85	Iowa vs Northwestern (10/26/2024)
KICK RETURN	6	Southern California at Washington (11/02/2024)
	6	Iowa at Michigan St. (10/19/2024)
	6	Nebraska at Indiana (10/19/2024)
KICK RETURN YARDS	161	Northwestern at Washington (09/21/2024)
KICK RETURN AVERAGE	63.0	Michigan vs Northwestern (11/23/2024)
LONGEST KICK RETURN	96	Northwestern at Washington (09/21/2024)



**2024-25 Big Ten Football
Team Highs
In Conference games**

KICK RETURN TDS	<ul style="list-style-type: none"> 0 UCLA vs Southern California (11/23/2024) 0 Southern California at UCLA (11/23/2024) 0 Michigan vs Northwestern (11/23/2024) 0 Northwestern at Michigan (11/23/2024) 0 Nebraska vs Wisconsin (11/23/2024) 0 Wisconsin at Nebraska (11/23/2024) 0 Minnesota vs Penn St. (11/23/2024) 0 Penn St. at Minnesota (11/23/2024) 0 Maryland vs Iowa (11/23/2024) 0 Iowa at Maryland (11/23/2024) 0 Ohio St. vs Indiana (11/23/2024) 0 Indiana at Ohio St. (11/23/2024) 0 Illinois at Rutgers (11/23/2024) 0 Rutgers vs Illinois (11/23/2024) 0 Purdue at Michigan St. (11/22/2024) 0 Michigan St. vs Purdue (11/22/2024) 0 Wisconsin vs Oregon (11/16/2024) 0 Oregon at Wisconsin (11/16/2024) 0 Maryland vs Rutgers (11/16/2024) 0 Rutgers at Maryland (11/16/2024) 0 Southern California vs Nebraska (11/16/2024) 0 Nebraska at Southern California (11/16/2024) 0 Purdue vs Penn St. (11/16/2024) 0 Penn St. at Purdue (11/16/2024) 0 Illinois vs Michigan St. (11/16/2024) 0 Michigan St. at Illinois (11/16/2024) 0 Northwestern vs Ohio St. (11/16/2024) 0 Ohio St. at Northwestern (11/16/2024) 0 UCLA at Washington (11/15/2024) 0 Washington vs UCLA (11/15/2024) 0 Penn St. vs Washington (11/09/2024) 0 Washington at Penn St. (11/09/2024) 0 Oregon vs Maryland (11/09/2024) 0 Maryland at Oregon (11/09/2024) 0 Indiana vs Michigan (11/09/2024) 0 Michigan at Indiana (11/09/2024) 0 Rutgers vs Minnesota (11/09/2024) 0 Minnesota at Rutgers (11/09/2024) 0 Purdue at Ohio St. (11/09/2024) 0 Ohio St. vs Purdue (11/09/2024) 0 UCLA vs Iowa (11/08/2024) 0 Iowa at UCLA (11/08/2024) 0 Iowa vs Wisconsin (11/02/2024) 0 Wisconsin at Iowa (11/02/2024) 0 Washington vs Southern California (11/02/2024) 0 Southern California at Washington (11/02/2024) 0 Michigan vs Oregon (11/02/2024) 0 Oregon at Michigan (11/02/2024) 0 Indiana at Michigan St. (11/02/2024) 0 Michigan St. vs Indiana (11/02/2024) 0 UCLA at Nebraska (11/02/2024) 0 Nebraska vs UCLA (11/02/2024) 0 Ohio St. at Penn St. (11/02/2024) 0 Penn St. vs Ohio St. (11/02/2024) 0 Purdue vs Northwestern (11/02/2024) 0 Northwestern at Purdue (11/02/2024)
------------------------	--



**2024-25 Big Ten Football
Team Highs
In Conference games**

INTERCEPTIONS	3	Washington vs Southern California (11/02/2024)
	3	Indiana vs Nebraska (10/19/2024)
	3	Minnesota at UCLA (10/12/2024)
	3	Southern California vs Penn St. (10/12/2024)
INTERCEPTION RETURN YARDS	96	UCLA vs Oregon (09/28/2024)
INTERCEPTION RETURN AVERAGE	96.0	UCLA vs Oregon (09/28/2024)
LONGEST INTERCEPTION RETURN	96	UCLA vs Oregon (09/28/2024)
INTERCEPTION RETURN TDS	1	Nebraska at Southern California (11/16/2024)
	1	UCLA at Nebraska (11/02/2024)
	1	Penn St. vs Ohio St. (11/02/2024)
	1	Penn St. at Wisconsin (10/26/2024)
	1	Minnesota vs Maryland (10/26/2024)
	1	Northwestern at Iowa (10/26/2024)
	1	Indiana vs Washington (10/26/2024)
	1	UCLA vs Oregon (09/28/2024)
	1	Southern California vs Wisconsin (09/28/2024)
	1	Nebraska at Purdue (09/28/2024)
	1	Michigan vs Southern California (09/21/2024)
FUMBLES LOST	3	Maryland vs Northwestern (10/11/2024)
FUMBLES RECOVERED	3	Northwestern at Maryland (10/11/2024)
SACKED BY OPP	7	Michigan St. vs Indiana (11/02/2024)
	7	Illinois at Penn St. (09/28/2024)
QB SACKS	6	Rutgers vs Illinois (11/23/2024)
	6	UCLA at Washington (11/15/2024)
	6	Purdue vs Oregon (10/18/2024)
	6	Illinois at Nebraska (09/20/2024)
TURNOVERS COMMITTED	5	Nebraska at Indiana (10/19/2024)
TURNOVERS CAUSED	5	Indiana vs Nebraska (10/19/2024)
KICKS BLOCKED	2	Penn St. at Minnesota (11/23/2024)
	2	Michigan St. vs Indiana (11/02/2024)
	2	Nebraska vs Rutgers (10/05/2024)
	2	Nebraska at Purdue (09/28/2024)
FIRST DOWNS	15	Southern California vs Rutgers (10/25/2024)
1ST DOWN RUSHING	18	Iowa vs Wisconsin (11/02/2024)
1ST DOWN PASSING	21	Penn St. at Southern California (10/12/2024)
1ST DOWN BY PENALTY	8	Nebraska at Purdue (09/28/2024)
PENALTIES	14	Indiana at UCLA (09/14/2024)
PENALTIES YARDS	165	Purdue vs Nebraska (09/28/2024)



**2024-25 Big Ten Football
Opponent Highs
In Conference games**

POINTS	56	Nebraska at Indiana (10/19/2024)
POINTS SCORED KICKING	20	Iowa at Michigan St. (10/19/2024)
TOUCHDOWNS	8	Nebraska at Indiana (10/19/2024)
TOTAL OFFENSE YARDS	589	Purdue at Wisconsin (10/05/2024)
TOTAL OFFENSE PLAYS	89	Southern California vs Rutgers (10/25/2024)
TOTAL OFFENSE YARDS/PLAY	9.2	Illinois vs Purdue (10/12/2024)
RUSHING YARDS	329	Wisconsin at Iowa (11/02/2024)
RUSHING ATTEMPTS	58	Maryland vs Iowa (11/23/2024)
YARDS PER RUSH	7.9	Penn St. at Southern California (10/12/2024)
RUSHING TDS	5	Northwestern at Michigan (11/23/2024)
	5	Wisconsin at Iowa (11/02/2024)
	5	Nebraska at Indiana (10/19/2024)
	5	Rutgers vs Wisconsin (10/12/2024)
LONGEST RUSH	78	Washington at Penn St. (11/09/2024)
PASSING YARDS	400	Southern California vs Penn St. (10/12/2024)
PASSING ATTEMPTS	57	Rutgers at Maryland (11/16/2024)
PASSING TDS	4	Purdue vs Penn St. (11/16/2024)
	4	Michigan St. vs Indiana (11/02/2024)
	4	Maryland at Minnesota (10/26/2024)
	4	Rutgers vs UCLA (10/19/2024)
	4	Iowa at Ohio St. (10/05/2024)
	4	Nebraska vs Illinois (09/20/2024)
	4	UCLA vs Indiana (09/14/2024)
LONGEST PASS	77	Maryland vs Michigan St. (09/07/2024)
PASSES COMPLETED	39	Southern California at Maryland (10/19/2024)
HAD INTERCEPTED	3	Washington vs Southern California (11/02/2024)
	3	Indiana vs Nebraska (10/19/2024)
	3	Minnesota at UCLA (10/12/2024)
	3	Southern California vs Penn St. (10/12/2024)
PASS COMPLETION PCT	84.6	Indiana at Ohio St. (11/23/2024)
PASSING YARDS/ATTEMPT	13.8	Nebraska at Ohio St. (10/26/2024)
YARDS PER CATCH	20.8	Rutgers vs Illinois (11/23/2024)
FIELD GOAL ATTEMPTS	7	Iowa at Michigan St. (10/19/2024)
FIELD GOALS MADE	6	Iowa at Michigan St. (10/19/2024)
LONGEST FIELD GOAL	57	Iowa at UCLA (11/08/2024)



2024-25 Big Ten Football
Opponent Highs
In Conference games

FIELD GOAL PCT	
100.0	Southern California at UCLA (11/23/2024)
100.0	UCLA vs Southern California (11/23/2024)
100.0	Northwestern at Michigan (11/23/2024)
100.0	Michigan vs Northwestern (11/23/2024)
100.0	Wisconsin at Nebraska (11/23/2024)
100.0	Penn St. at Minnesota (11/23/2024)
100.0	Minnesota vs Penn St. (11/23/2024)
100.0	Maryland vs Iowa (11/23/2024)
100.0	Indiana at Ohio St. (11/23/2024)
100.0	Rutgers vs Illinois (11/23/2024)
100.0	Illinois at Rutgers (11/23/2024)
100.0	Purdue at Michigan St. (11/22/2024)
100.0	Oregon at Wisconsin (11/16/2024)
100.0	Wisconsin vs Oregon (11/16/2024)
100.0	Maryland vs Rutgers (11/16/2024)
100.0	Southern California vs Nebraska (11/16/2024)
100.0	Michigan St. at Illinois (11/16/2024)
100.0	Illinois vs Michigan St. (11/16/2024)
100.0	Northwestern vs Ohio St. (11/16/2024)
100.0	UCLA at Washington (11/15/2024)
100.0	Maryland at Oregon (11/09/2024)
100.0	Oregon vs Maryland (11/09/2024)
100.0	Michigan at Indiana (11/09/2024)
100.0	Indiana vs Michigan (11/09/2024)
100.0	Minnesota at Rutgers (11/09/2024)
100.0	Rutgers vs Minnesota (11/09/2024)
100.0	Purdue at Ohio St. (11/09/2024)
100.0	UCLA vs Iowa (11/08/2024)
100.0	Iowa vs Wisconsin (11/02/2024)
100.0	Southern California at Washington (11/02/2024)
100.0	Oregon at Michigan (11/02/2024)
100.0	Michigan vs Oregon (11/02/2024)
100.0	Michigan St. vs Indiana (11/02/2024)
100.0	Indiana at Michigan St. (11/02/2024)
100.0	Nebraska vs UCLA (11/02/2024)
100.0	Penn St. vs Ohio St. (11/02/2024)
100.0	Ohio St. at Penn St. (11/02/2024)
100.0	Northwestern at Purdue (11/02/2024)
100.0	Purdue vs Northwestern (11/02/2024)
100.0	Illinois vs Minnesota (11/02/2024)
100.0	Michigan St. at Michigan (10/26/2024)
100.0	Penn St. at Wisconsin (10/26/2024)
100.0	Maryland at Minnesota (10/26/2024)
100.0	Minnesota vs Maryland (10/26/2024)
100.0	Northwestern at Iowa (10/26/2024)
100.0	Illinois at Oregon (10/26/2024)
100.0	Oregon vs Illinois (10/26/2024)
100.0	Ohio St. vs Nebraska (10/26/2024)
100.0	Washington at Indiana (10/26/2024)
100.0	Indiana vs Washington (10/26/2024)
100.0	Southern California vs Rutgers (10/25/2024)
100.0	UCLA at Rutgers (10/19/2024)
100.0	Minnesota at UCLA (10/12/2024)
100.0	Oregon vs Ohio St. (10/12/2024)
100.0	Purdue at Illinois (10/12/2024)
100.0	Illinois vs Purdue (10/12/2024)



**2024-25 Big Ten Football
Opponent Highs
In Conference games**

PAT KICKS ATTEMPTED	8	Nebraska at Indiana (10/19/2024)
PAT KICKS MADE	8	Nebraska at Indiana (10/19/2024)



2024-25 Big Ten Football
Opponent Highs
In Conference games

PAT KICKS PCT	
100.0	Southern California at UCLA (11/23/2024)
100.0	UCLA vs Southern California (11/23/2024)
100.0	Northwestern at Michigan (11/23/2024)
100.0	Wisconsin at Nebraska (11/23/2024)
100.0	Nebraska vs Wisconsin (11/23/2024)
100.0	Penn St. at Minnesota (11/23/2024)
100.0	Iowa at Maryland (11/23/2024)
100.0	Maryland vs Iowa (11/23/2024)
100.0	Indiana at Ohio St. (11/23/2024)
100.0	Ohio St. vs Indiana (11/23/2024)
100.0	Illinois at Rutgers (11/23/2024)
100.0	Michigan St. vs Purdue (11/22/2024)
100.0	Purdue at Michigan St. (11/22/2024)
100.0	Oregon at Wisconsin (11/16/2024)
100.0	Wisconsin vs Oregon (11/16/2024)
100.0	Rutgers at Maryland (11/16/2024)
100.0	Maryland vs Rutgers (11/16/2024)
100.0	Nebraska at Southern California (11/16/2024)
100.0	Southern California vs Nebraska (11/16/2024)
100.0	Penn St. at Purdue (11/16/2024)
100.0	Purdue vs Penn St. (11/16/2024)
100.0	Michigan St. at Illinois (11/16/2024)
100.0	Ohio St. at Northwestern (11/16/2024)
100.0	Northwestern vs Ohio St. (11/16/2024)
100.0	Washington vs UCLA (11/15/2024)
100.0	UCLA at Washington (11/15/2024)
100.0	Washington at Penn St. (11/09/2024)
100.0	Maryland at Oregon (11/09/2024)
100.0	Oregon vs Maryland (11/09/2024)
100.0	Michigan at Indiana (11/09/2024)
100.0	Minnesota at Rutgers (11/09/2024)
100.0	Purdue at Ohio St. (11/09/2024)
100.0	Iowa at UCLA (11/08/2024)
100.0	UCLA vs Iowa (11/08/2024)
100.0	Wisconsin at Iowa (11/02/2024)
100.0	Iowa vs Wisconsin (11/02/2024)
100.0	Southern California at Washington (11/02/2024)
100.0	Washington vs Southern California (11/02/2024)
100.0	Oregon at Michigan (11/02/2024)
100.0	Michigan vs Oregon (11/02/2024)
100.0	Michigan St. vs Indiana (11/02/2024)
100.0	Indiana at Michigan St. (11/02/2024)
100.0	Nebraska vs UCLA (11/02/2024)
100.0	Penn St. vs Ohio St. (11/02/2024)
100.0	Ohio St. at Penn St. (11/02/2024)
100.0	Northwestern at Purdue (11/02/2024)
100.0	Purdue vs Northwestern (11/02/2024)
100.0	Minnesota at Illinois (11/02/2024)
100.0	Illinois vs Minnesota (11/02/2024)
100.0	Michigan St. at Michigan (10/26/2024)
100.0	Michigan vs Michigan St. (10/26/2024)
100.0	Penn St. at Wisconsin (10/26/2024)
100.0	Wisconsin vs Penn St. (10/26/2024)
100.0	Maryland at Minnesota (10/26/2024)
100.0	Minnesota vs Maryland (10/26/2024)
100.0	Northwestern at Iowa (10/26/2024)



**2024-25 Big Ten Football
Opponent Highs
In Conference games**

2 POINTS PATS MADE	2	Illinois vs Purdue (10/12/2024)
PUNTS	9	Wisconsin at Rutgers (10/12/2024)
LONGEST PUNT	74	Southern California vs Wisconsin (09/28/2024)
YARDS PUNTED	377	Wisconsin at Rutgers (10/12/2024)
PUNTING AVG	57.0	Washington at Iowa (10/12/2024)
PUNT RETURNS	6	Michigan St. at Illinois (11/16/2024)
PUNT RETURN YARDS	111	Northwestern at Iowa (10/26/2024)
PUNT RETURN AVG	41.0	Michigan vs Minnesota (09/28/2024)
LONGEST PUNT RETURN	85	Northwestern at Iowa (10/26/2024)
KICK RETURN	6	Washington vs Southern California (11/02/2024)
	6	Michigan St. vs Iowa (10/19/2024)
	6	Indiana vs Nebraska (10/19/2024)
KICK RETURN YARDS	161	Washington vs Northwestern (09/21/2024)
KICK RETURN AVERAGE	63.0	Northwestern at Michigan (11/23/2024)
LONGEST KICK RETURN	96	Washington vs Northwestern (09/21/2024)



**2024-25 Big Ten Football
Opponent Highs
In Conference games**

KICK RETURN TDS	
	0 Southern California at UCLA (11/23/2024)
	0 UCLA vs Southern California (11/23/2024)
	0 Northwestern at Michigan (11/23/2024)
	0 Michigan vs Northwestern (11/23/2024)
	0 Wisconsin at Nebraska (11/23/2024)
	0 Nebraska vs Wisconsin (11/23/2024)
	0 Penn St. at Minnesota (11/23/2024)
	0 Minnesota vs Penn St. (11/23/2024)
	0 Iowa at Maryland (11/23/2024)
	0 Maryland vs Iowa (11/23/2024)
	0 Indiana at Ohio St. (11/23/2024)
	0 Ohio St. vs Indiana (11/23/2024)
	0 Rutgers vs Illinois (11/23/2024)
	0 Illinois at Rutgers (11/23/2024)
	0 Michigan St. vs Purdue (11/22/2024)
	0 Purdue at Michigan St. (11/22/2024)
	0 Oregon at Wisconsin (11/16/2024)
	0 Wisconsin vs Oregon (11/16/2024)
	0 Rutgers at Maryland (11/16/2024)
	0 Maryland vs Rutgers (11/16/2024)
	0 Nebraska at Southern California (11/16/2024)
	0 Southern California vs Nebraska (11/16/2024)
	0 Penn St. at Purdue (11/16/2024)
	0 Purdue vs Penn St. (11/16/2024)
	0 Michigan St. at Illinois (11/16/2024)
	0 Illinois vs Michigan St. (11/16/2024)
	0 Ohio St. at Northwestern (11/16/2024)
	0 Northwestern vs Ohio St. (11/16/2024)
	0 Washington vs UCLA (11/15/2024)
	0 UCLA at Washington (11/15/2024)
	0 Washington at Penn St. (11/09/2024)
	0 Penn St. vs Washington (11/09/2024)
	0 Maryland at Oregon (11/09/2024)
	0 Oregon vs Maryland (11/09/2024)
	0 Michigan at Indiana (11/09/2024)
	0 Indiana vs Michigan (11/09/2024)
	0 Minnesota at Rutgers (11/09/2024)
	0 Rutgers vs Minnesota (11/09/2024)
	0 Ohio St. vs Purdue (11/09/2024)
	0 Purdue at Ohio St. (11/09/2024)
	0 Iowa at UCLA (11/08/2024)
	0 UCLA vs Iowa (11/08/2024)
	0 Wisconsin at Iowa (11/02/2024)
	0 Iowa vs Wisconsin (11/02/2024)
	0 Southern California at Washington (11/02/2024)
	0 Washington vs Southern California (11/02/2024)
	0 Oregon at Michigan (11/02/2024)
	0 Michigan vs Oregon (11/02/2024)
	0 Michigan St. vs Indiana (11/02/2024)
	0 Indiana at Michigan St. (11/02/2024)
	0 Nebraska vs UCLA (11/02/2024)
	0 UCLA at Nebraska (11/02/2024)
	0 Penn St. vs Ohio St. (11/02/2024)
	0 Ohio St. at Penn St. (11/02/2024)
	0 Northwestern at Purdue (11/02/2024)
	0 Purdue vs Northwestern (11/02/2024)



**2024-25 Big Ten Football
Opponent Highs
In Conference games**

INTERCEPTIONS	3	Southern California at Washington (11/02/2024)
	3	Nebraska at Indiana (10/19/2024)
	3	UCLA vs Minnesota (10/12/2024)
	3	Penn St. at Southern California (10/12/2024)
INTERCEPTION RETURN YARDS	96	Oregon at UCLA (09/28/2024)
INTERCEPTION RETURN AVERAGE	96.0	Oregon at UCLA (09/28/2024)
LONGEST INTERCEPTION RETURN	96	Oregon at UCLA (09/28/2024)
INTERCEPTION RETURN TDS	1	Southern California vs Nebraska (11/16/2024)
	1	Nebraska vs UCLA (11/02/2024)
	1	Ohio St. at Penn St. (11/02/2024)
	1	Wisconsin vs Penn St. (10/26/2024)
	1	Maryland at Minnesota (10/26/2024)
	1	Iowa vs Northwestern (10/26/2024)
	1	Washington at Indiana (10/26/2024)
	1	Oregon at UCLA (09/28/2024)
	1	Wisconsin at Southern California (09/28/2024)
	1	Purdue vs Nebraska (09/28/2024)
	1	Southern California at Michigan (09/21/2024)
FUMBLES LOST	3	Northwestern at Maryland (10/11/2024)
FUMBLES RECOVERED	3	Maryland vs Northwestern (10/11/2024)
SACKED BY OPP	7	Michigan St. vs Indiana (11/02/2024)
	7	Illinois at Penn St. (09/28/2024)
QB SACKS	6	Illinois at Rutgers (11/23/2024)
	6	Washington vs UCLA (11/15/2024)
	6	Oregon at Purdue (10/18/2024)
	6	Nebraska vs Illinois (09/20/2024)
TURNOVERS COMMITTED	5	Indiana vs Nebraska (10/19/2024)
TURNOVERS CAUSED	5	Indiana vs Nebraska (10/19/2024)
KICKS BLOCKED	2	Minnesota vs Penn St. (11/23/2024)
	2	Indiana at Michigan St. (11/02/2024)
	2	Rutgers at Nebraska (10/05/2024)
	2	Purdue vs Nebraska (09/28/2024)
FIRST DOWNS	15	Rutgers at Southern California (10/25/2024)
1ST DOWN RUSHING	18	Wisconsin at Iowa (11/02/2024)
1ST DOWN PASSING	21	Southern California vs Penn St. (10/12/2024)
1ST DOWN BY PENALTY	8	Purdue vs Nebraska (09/28/2024)
PENALTIES	14	UCLA vs Indiana (09/14/2024)
PENALTIES YARDS	165	Nebraska at Purdue (09/28/2024)



**2024-25 Big Ten Football
Team Lows
In Conference games**

TOTAL OFFENSE YARDS	112	Northwestern at Washington (09/21/2024)
TOTAL OFFENSE YARDS/PLAY	2.1	Northwestern at Washington (09/21/2024)
RUSHING YARDS	-36	Michigan St. vs Indiana (11/02/2024)
RUSHING ATTEMPTS	19	Purdue at Michigan St. (11/22/2024)
	19	Minnesota at Rutgers (11/09/2024)
YARDS PER RUSH	-1.1	Michigan St. vs Indiana (11/02/2024)
LONGEST RUSH	8	Purdue at Michigan St. (11/22/2024)
	8	Michigan at Indiana (11/09/2024)
PASSING ATTEMPTS	10	Iowa vs Wisconsin (11/02/2024)
PASSING YARDS	32	Michigan vs Southern California (09/21/2024)
YARDS PER COMPLETION	4.6	Michigan vs Southern California (09/21/2024)
PASSES COMPLETED	7	Iowa vs Wisconsin (11/02/2024)
	7	Michigan vs Southern California (09/21/2024)
PASS COMPLETION PCT	29.6	Northwestern at Washington (09/21/2024)
LONGEST PASS	10	Michigan vs Southern California (09/21/2024)
FIRST DOWNS	0	Michigan at Washington (10/05/2024)
1ST DOWN RUSHING	0	Purdue at Michigan St. (11/22/2024)
1ST DOWN PASSING	0	Michigan vs Southern California (09/21/2024)
1ST DOWN BY PENALTY	0	UCLA vs Southern California (11/23/2024)
	0	Southern California at UCLA (11/23/2024)
	0	Northwestern at Michigan (11/23/2024)
	0	Minnesota vs Penn St. (11/23/2024)
	0	Ohio St. vs Indiana (11/23/2024)
	0	Oregon at Wisconsin (11/16/2024)
	0	Penn St. at Purdue (11/16/2024)
	0	Michigan St. at Illinois (11/16/2024)
	0	Ohio St. at Northwestern (11/16/2024)
	0	Ohio St. vs Purdue (11/09/2024)
	0	Michigan vs Oregon (11/02/2024)
	0	Michigan St. at Michigan (10/26/2024)
	0	Wisconsin vs Penn St. (10/26/2024)
	0	Oregon vs Illinois (10/26/2024)
	0	Washington at Indiana (10/26/2024)
	0	Northwestern vs Wisconsin (10/19/2024)
	0	Purdue vs Oregon (10/18/2024)
	0	Ohio St. at Oregon (10/12/2024)
	0	Illinois vs Purdue (10/12/2024)
	0	Southern California vs Penn St. (10/12/2024)
	0	Rutgers vs Wisconsin (10/12/2024)
	0	Northwestern at Maryland (10/11/2024)
	0	Ohio St. vs Iowa (10/05/2024)
	0	Iowa at Ohio St. (10/05/2024)
	0	Nebraska vs Rutgers (10/05/2024)
	0	Indiana at Northwestern (10/05/2024)
	0	UCLA at Penn St. (10/05/2024)
	0	Michigan St. vs Ohio St. (09/28/2024)
	0	Purdue vs Nebraska (09/28/2024)
	0	Minnesota vs Iowa (09/21/2024)
	0	Michigan vs Southern California (09/21/2024)
	0	Southern California at Michigan (09/21/2024)
	0	Nebraska vs Illinois (09/20/2024)
PENALTIES	0	Purdue at Ohio St. (11/09/2024)
	0	Michigan vs Michigan St. (10/26/2024)
PENALTIES YARDS	0	Purdue at Ohio St. (11/09/2024)
	0	Michigan vs Michigan St. (10/26/2024)



**2024-25 Big Ten Football
Opponent Lows
In Conference games**

TOTAL OFFENSE YARDS	112	Washington vs Northwestern (09/21/2024)
TOTAL OFFENSE YARDS/PLAY	2.1	Washington vs Northwestern (09/21/2024)
RUSHING YARDS	-36	Indiana at Michigan St. (11/02/2024)
RUSHING ATTEMPTS	19	Michigan St. vs Purdue (11/22/2024)
	19	Rutgers vs Minnesota (11/09/2024)
YARDS PER RUSH	-1.1	Indiana at Michigan St. (11/02/2024)
LONGEST RUSH	8	Michigan St. vs Purdue (11/22/2024)
	8	Indiana vs Michigan (11/09/2024)
PASSING ATTEMPTS	10	Wisconsin at Iowa (11/02/2024)
PASSING YARDS	32	Southern California at Michigan (09/21/2024)
YARDS PER COMPLETION	4.6	Southern California at Michigan (09/21/2024)
PASSES COMPLETED	7	Wisconsin at Iowa (11/02/2024)
	7	Southern California at Michigan (09/21/2024)
PASS COMPLETION PCT	29.6	Washington vs Northwestern (09/21/2024)
LONGEST PASS	10	Southern California at Michigan (09/21/2024)
FIRST DOWNS	0	Washington vs Michigan (10/05/2024)
1ST DOWN RUSHING	0	Michigan St. vs Purdue (11/22/2024)
1ST DOWN PASSING	0	Southern California at Michigan (09/21/2024)
1ST DOWN BY PENALTY	0	Southern California at UCLA (11/23/2024)
	0	UCLA vs Southern California (11/23/2024)
	0	Michigan vs Northwestern (11/23/2024)
	0	Penn St. at Minnesota (11/23/2024)
	0	Indiana at Ohio St. (11/23/2024)
	0	Wisconsin vs Oregon (11/16/2024)
	0	Purdue vs Penn St. (11/16/2024)
	0	Illinois vs Michigan St. (11/16/2024)
	0	Northwestern vs Ohio St. (11/16/2024)
	0	Purdue at Ohio St. (11/09/2024)
	0	Oregon at Michigan (11/02/2024)
	0	Michigan vs Michigan St. (10/26/2024)
	0	Penn St. at Wisconsin (10/26/2024)
	0	Illinois at Oregon (10/26/2024)
	0	Indiana vs Washington (10/26/2024)
	0	Wisconsin at Northwestern (10/19/2024)
	0	Oregon at Purdue (10/18/2024)
	0	Oregon vs Ohio St. (10/12/2024)
	0	Purdue at Illinois (10/12/2024)
	0	Penn St. at Southern California (10/12/2024)
	0	Wisconsin at Rutgers (10/12/2024)
	0	Maryland vs Northwestern (10/11/2024)
	0	Iowa at Ohio St. (10/05/2024)
	0	Ohio St. vs Iowa (10/05/2024)
	0	Rutgers at Nebraska (10/05/2024)
	0	Northwestern vs Indiana (10/05/2024)
	0	Penn St. vs UCLA (10/05/2024)
	0	Ohio St. at Michigan St. (09/28/2024)
	0	Nebraska at Purdue (09/28/2024)
	0	Iowa at Minnesota (09/21/2024)
	0	Southern California at Michigan (09/21/2024)
	0	Michigan vs Southern California (09/21/2024)
	0	Illinois at Nebraska (09/20/2024)
PENALTIES	0	Ohio St. vs Purdue (11/09/2024)
	0	Michigan St. at Michigan (10/26/2024)
PENALTIES YARDS	0	Ohio St. vs Purdue (11/09/2024)
	0	Michigan St. at Michigan (10/26/2024)



**2024-25 Big Ten Football
Conference Individual Game Highs
In Conference games**

INDIVIDUAL PLAYER GAME HIGHS

Points scored	
20	Jonathan Kim (Michigan St.) vs Iowa (10/19/2024)
18	Kalel Mullings (Michigan) vs Northwestern (11/23/2024)
18	Dante Dowdell (Nebraska) vs Wisconsin (11/23/2024)
18	Josh McCray (Illinois) vs Michigan St. (11/16/2024)
18	Kaleb Johnson (Iowa) vs Wisconsin (11/02/2024)
18	Kaleb Johnson (Iowa) vs Northwestern (10/26/2024)
18	Woody Marks (Southern California) vs Rutgers (10/25/2024)
18	Kyle Monangai (Rutgers) vs UCLA (10/19/2024)
18	Josh McCray (Illinois) vs Purdue (10/12/2024)
18	Tawee Walker (Wisconsin) at Rutgers (10/12/2024)
18	Kaleb Johnson (Iowa) vs Washington (10/12/2024)
18	Max Brosmer (Minnesota) vs Southern California (10/05/2024)
18	Emeka Egbuka (Ohio St.) vs Iowa (10/05/2024)
18	Tawee Walker (Wisconsin) vs Purdue (10/05/2024)
18	Kaleb Johnson (Iowa) at Minnesota (09/21/2024)
Touchdowns	
3	Kalel Mullings (Michigan) vs Northwestern (11/23/2024)
3	Dante Dowdell (Nebraska) vs Wisconsin (11/23/2024)
3	Josh McCray (Illinois) vs Michigan St. (11/16/2024)
3	Kaleb Johnson (Iowa) vs Wisconsin (11/02/2024)
3	Kaleb Johnson (Iowa) vs Northwestern (10/26/2024)
3	Woody Marks (Southern California) vs Rutgers (10/25/2024)
3	Kyle Monangai (Rutgers) vs UCLA (10/19/2024)
3	Josh McCray (Illinois) vs Purdue (10/12/2024)
3	Tawee Walker (Wisconsin) at Rutgers (10/12/2024)
3	Kaleb Johnson (Iowa) vs Washington (10/12/2024)
3	Max Brosmer (Minnesota) vs Southern California (10/05/2024)
3	Emeka Egbuka (Ohio St.) vs Iowa (10/05/2024)
3	Tawee Walker (Wisconsin) vs Purdue (10/05/2024)
3	Kaleb Johnson (Iowa) at Minnesota (09/21/2024)
TD responsibility	
5	Ethan Garbers (UCLA) at Rutgers (10/19/2024) [1r,4p]
5	Will Howard (Ohio St.) vs Iowa (10/05/2024) [1r,4p]
Points scored kicking	
20	Jonathan Kim (Michigan St.) vs Iowa (10/19/2024) [6fg,2pat]
Total offense yards	
439	Luke Altmyer (Illinois) vs Purdue (10/12/2024) [60r,379p]
431	Ethan Garbers (UCLA) at Rutgers (10/19/2024) [48r,383p]
Total offense plays	
65	Billy Edwards Jr. (Maryland) vs Northwestern (10/11/2024) [14r,51p]
62	Billy Edwards Jr. (Maryland) vs Rutgers (11/16/2024) [7r,55p]
Total offense yards/play	
39	Makai Lemon (Southern California) at UCLA (11/23/2024) [39-1]
36	Jordan Burch (Oregon) vs Maryland (11/09/2024) [36-1]
36	Tanner Arkin (Illinois) vs Michigan (10/19/2024) [36-1]
Rushing yards	
206	Kaleb Johnson (Iowa) at Minnesota (09/21/2024)
198	Tawee Walker (Wisconsin) at Rutgers (10/12/2024)
Rushing attempts	
35	Kaleb Johnson (Iowa) at Maryland (11/23/2024)
29	Justice Ellison (Indiana) vs Washington (10/26/2024)
Yards per rush	



**2024-25 Big Ten Football
Conference Individual Game Highs
In Conference games**

36	Jordan Burch (Oregon) vs Maryland (11/09/2024) [36-1]
36	Tanner Arkin (Illinois) vs Michigan (10/19/2024) [36-1]
Rushing TDs	
3	Kalel Mullings (Michigan) vs Northwestern (11/23/2024)
3	Dante Dowdell (Nebraska) vs Wisconsin (11/23/2024)
3	Josh McCray (Illinois) vs Michigan St. (11/16/2024)
3	Kaleb Johnson (Iowa) vs Wisconsin (11/02/2024)
3	Kaleb Johnson (Iowa) vs Northwestern (10/26/2024)
3	Woody Marks (Southern California) vs Rutgers (10/25/2024)
3	Kyle Monangai (Rutgers) vs UCLA (10/19/2024)
3	Tawee Walker (Wisconsin) at Rutgers (10/12/2024)
3	Max Brosmer (Minnesota) vs Southern California (10/05/2024)
3	Tawee Walker (Wisconsin) vs Purdue (10/05/2024)
3	Kaleb Johnson (Iowa) at Minnesota (09/21/2024)
Longest rush	
78	Corey Smith (Penn St.) vs Washington (11/09/2024)
75	Kaleb Johnson (Iowa) at Michigan St. (10/19/2024)
75	Quinten Joyner (Southern California) vs Penn St. (10/12/2024)
75	Roman Hemby (Maryland) at Indiana (09/28/2024)
Passing yards	
391	Drew Allar (Penn St.) at Southern California (10/12/2024)
383	Ethan Garbers (UCLA) at Rutgers (10/19/2024)
Passing attempts	
55	Billy Edwards Jr. (Maryland) vs Rutgers (11/16/2024)
51	Billy Edwards Jr. (Maryland) vs Northwestern (10/11/2024)
51	Miller Moss (Southern California) at Michigan (09/21/2024)
Passing TDs	
4	Kurtis Rourke (Indiana) at Michigan St. (11/02/2024)
4	Max Brosmer (Minnesota) vs Maryland (10/26/2024)
4	Ethan Garbers (UCLA) at Rutgers (10/19/2024)
4	Will Howard (Ohio St.) vs Iowa (10/05/2024)
4	Luke Altmeyer (Illinois) at Nebraska (09/20/2024)
4	Kurtis Rourke (Indiana) at UCLA (09/14/2024)
Longest pass	
77	Aidan Chiles (Michigan St.) at Maryland (09/07/2024)
70	Miller Moss (Southern California) vs Rutgers (10/25/2024)
Passes completed	
39	Billy Edwards Jr. (Maryland) vs Southern California (10/19/2024)
34	Miller Moss (Southern California) at Maryland (10/19/2024)
Had intercepted	
3	Miller Moss (Southern California) at Washington (11/02/2024)
3	Dylan Raiola (Nebraska) at Indiana (10/19/2024)
3	Ethan Garbers (UCLA) vs Minnesota (10/12/2024)
3	Drew Allar (Penn St.) at Southern California (10/12/2024)
Pass completion pct	
100	Makai Lemon (Southern California) at UCLA (11/23/2024) [1-1]
100	Ryan Browne (Purdue) vs Northwestern (11/02/2024) [3-3]
100	Shamar Rigby (Purdue) vs Northwestern (11/02/2024) [1-1]
100	Beau Pribula (Penn St.) vs Ohio St. (11/02/2024) [1-1]
100	Donovan Edwards (Michigan) vs Michigan St. (10/26/2024) [1-1]
100	Austin Novosad (Oregon) vs Illinois (10/26/2024) [2-2]
100	Tyler Warren (Penn St.) at Southern California (10/12/2024) [1-1]
100	Demond Williams Jr. (Washington) vs Michigan (10/05/2024) [2-2]
100	Brendan Sullivan (Iowa) at Ohio St. (10/05/2024) [1-1]
100	Brian Buschini (Nebraska) vs Rutgers (10/05/2024) [1-1]



**2024-25 Big Ten Football
Conference Individual Game Highs
In Conference games**

100	Ryan Browne (Purdue) at Wisconsin (10/05/2024) [1-1]
100	Mabrey Mettauer (Wisconsin) vs Purdue (10/05/2024) [1-1]
100	Dante Moore (Oregon) vs Michigan St. (10/04/2024) [1-1]
100	Tommy Schuster (Michigan St.) at Oregon (10/04/2024) [5-5]
100	Demond Williams Jr. (Washington) at Rutgers (09/27/2024) [1-1]
100	Demond Williams Jr. (Washington) vs Northwestern (09/21/2024) [2-2]
100	Justyn Martin (UCLA) vs Indiana (09/14/2024) [1-1]
Pass yards/attempt	
39	Makai Lemon (Southern California) at UCLA (11/23/2024) [39-1]
30	Brian Buschini (Nebraska) vs Rutgers (10/05/2024) [30-1]
Pass yards/catch	
39	Makai Lemon (Southern California) at UCLA (11/23/2024) [39-1]
30	Brian Buschini (Nebraska) vs Rutgers (10/05/2024) [30-1]
Receiving yards	
224	Tyler Warren (Penn St.) at Southern California (10/12/2024)
197	Pat Bryant (Illinois) at Rutgers (11/23/2024)
Receptions	
17	Tyler Warren (Penn St.) at Southern California (10/12/2024)
11	Dymere Miller (Rutgers) at Southern California (10/25/2024)
11	Tez Johnson (Oregon) at UCLA (09/28/2024)
11	Tai Felton (Maryland) vs Michigan St. (09/07/2024)
Yards per catch	
136	Tyler Warren (Penn St.) at Southern California (10/12/2024) [17-224]
131	Pat Bryant (Illinois) at Rutgers (11/23/2024) [7-197]
Receiving TDs	
3	Emeka Egbuka (Ohio St.) vs Iowa (10/05/2024)
2	Bryson Green (Wisconsin) at Nebraska (11/23/2024)
2	Tai Felton (Maryland) vs Iowa (11/23/2024)
2	Carnell Tate (Ohio St.) at Northwestern (11/16/2024)
2	Dymere Miller (Rutgers) vs Minnesota (11/09/2024)
2	Elijah Sarratt (Indiana) at Michigan St. (11/02/2024)
2	Colston Loveland (Michigan) vs Michigan St. (10/26/2024)
2	Daniel Jackson (Minnesota) vs Maryland (10/26/2024)
2	Elijah Spencer (Minnesota) vs Maryland (10/26/2024)
2	A.J. Henning (Northwestern) vs Indiana (10/05/2024)
2	Trech Kekahuna (Wisconsin) vs Purdue (10/05/2024)
2	Tez Johnson (Oregon) at UCLA (09/28/2024)
2	Ja'Kobi Lane (Southern California) vs Wisconsin (09/28/2024)
2	Denzel Boston (Washington) at Rutgers (09/27/2024)
2	Denzel Boston (Washington) vs Northwestern (09/21/2024)
2	Pat Bryant (Illinois) at Nebraska (09/20/2024)
2	Isaiah Neyor (Nebraska) vs Illinois (09/20/2024)
2	Ke'Shawn Williams (Indiana) at UCLA (09/14/2024)
Longest reception	
77	Nick Marsh (Michigan St.) at Maryland (09/07/2024)
70	Makai Lemon (Southern California) vs Rutgers (10/25/2024)
Field goal attempts	
7	Jonathan Kim (Michigan St.) vs Iowa (10/19/2024)
5	Drew Stevens (Iowa) at Maryland (11/23/2024)
Field goals made	
6	Jonathan Kim (Michigan St.) vs Iowa (10/19/2024)
5	Drew Stevens (Iowa) at Maryland (11/23/2024)
Longest field goal	
57	Mateen Bhaghani (UCLA) vs Iowa (11/08/2024)
56	Dominic Zvada (Michigan) vs Northwestern (11/23/2024)



2024-25 Big Ten Football
Conference Individual Game Highs
In Conference games

56 Dominic Zvada (Michigan) at Indiana (11/09/2024)

Field goal pct

- 100 Michael Lantz (Southern California) at UCLA (11/23/2024) [4-4]
- 100 Mateen Bhaghani (UCLA) vs Southern California (11/23/2024) [2-2]
- 100 Luke Akers (Northwestern) at Michigan (11/23/2024) [2-2]
- 100 Dominic Zvada (Michigan) vs Northwestern (11/23/2024) [2-2]
- 100 Dragan Kesich (Minnesota) vs Penn St. (11/23/2024) [3-3]
- 100 Ryan Barker (Penn St.) at Minnesota (11/23/2024) [2-2]
- 100 John Hohl (Nebraska) vs Wisconsin (11/23/2024) [3-3]
- 100 Jai Patel (Rutgers) vs Illinois (11/23/2024) [1-1]
- 100 David Olano (Illinois) at Rutgers (11/23/2024) [1-1]
- 100 Jayden Fielding (Ohio St.) vs Indiana (11/23/2024) [1-1]
- 100 Drew Stevens (Iowa) at Maryland (11/23/2024) [5-5]
- 100 Jonathan Kim (Michigan St.) vs Purdue (11/22/2024) [1-1]
- 100 Atticus Sappington (Oregon) at Wisconsin (11/16/2024) [3-3]
- 100 Nathaniel Vakos (Wisconsin) vs Oregon (11/16/2024) [2-2]
- 100 Jai Patel (Rutgers) at Maryland (11/16/2024) [1-1]
- 100 John Hohl (Nebraska) at Southern California (11/16/2024) [2-2]
- 100 David Olano (Illinois) vs Michigan St. (11/16/2024) [1-1]
- 100 Jonathan Kim (Michigan St.) at Illinois (11/16/2024) [1-1]
- 100 Jayden Fielding (Ohio St.) at Northwestern (11/16/2024) [1-1]
- 100 Grady Gross (Washington) vs UCLA (11/15/2024) [1-1]
- 100 Atticus Sappington (Oregon) vs Maryland (11/09/2024) [1-1]
- 100 Jack Howes (Maryland) at Oregon (11/09/2024) [1-1]
- 100 Nicolas Radacic (Indiana) vs Michigan (11/09/2024) [2-2]
- 100 Dominic Zvada (Michigan) at Indiana (11/09/2024) [3-3]
- 100 Jayden Fielding (Ohio St.) vs Purdue (11/09/2024) [1-1]
- 100 Jai Patel (Rutgers) vs Minnesota (11/09/2024) [1-1]
- 100 Dragan Kesich (Minnesota) at Rutgers (11/09/2024) [2-2]
- 100 Drew Stevens (Iowa) at UCLA (11/08/2024) [1-1]
- 100 Nathaniel Vakos (Wisconsin) at Iowa (11/02/2024) [1-1]
- 100 Grady Gross (Washington) vs Southern California (11/02/2024) [2-2]
- 100 Jonathan Kim (Michigan St.) vs Indiana (11/02/2024) [1-1]
- 100 Nicolas Radacic (Indiana) at Michigan St. (11/02/2024) [1-1]
- 100 Atticus Sappington (Oregon) at Michigan (11/02/2024) [1-1]
- 100 Dominic Zvada (Michigan) vs Oregon (11/02/2024) [1-1]
- 100 Mateen Bhaghani (UCLA) at Nebraska (11/02/2024) [2-2]
- 100 Spencer Porath (Purdue) vs Northwestern (11/02/2024) [2-2]
- 100 Jayden Fielding (Ohio St.) at Penn St. (11/02/2024) [2-2]
- 100 Luke Akers (Northwestern) at Purdue (11/02/2024) [2-2]
- 100 Ryan Barker (Penn St.) vs Ohio St. (11/02/2024) [2-2]
- 100 Dragan Kesich (Minnesota) at Illinois (11/02/2024) [4-4]
- 100 David Olano (Illinois) vs Minnesota (11/02/2024) [1-1]
- 100 Dominic Zvada (Michigan) vs Michigan St. (10/26/2024) [1-1]
- 100 Nathaniel Vakos (Wisconsin) vs Penn St. (10/26/2024) [2-2]
- 100 Drew Stevens (Iowa) vs Northwestern (10/26/2024) [1-1]
- 100 Dragan Kesich (Minnesota) vs Maryland (10/26/2024) [2-2]
- 100 Jack Howes (Maryland) at Minnesota (10/26/2024) [1-1]
- 100 David Olano (Illinois) at Oregon (10/26/2024) [1-1]
- 100 Andrew Boyle (Oregon) vs Illinois (10/26/2024) [1-1]
- 100 Grady Gross (Washington) at Indiana (10/26/2024) [1-1]
- 100 Nicolas Radacic (Indiana) vs Washington (10/26/2024) [1-1]
- 100 John Hohl (Nebraska) at Ohio St. (10/26/2024) [3-3]
- 100 Jai Patel (Rutgers) at Southern California (10/25/2024) [2-2]
- 100 Jai Patel (Rutgers) vs UCLA (10/19/2024) [2-2]
- 100 Mateen Bhaghani (UCLA) vs Minnesota (10/12/2024) [1-1]



**2024-25 Big Ten Football
Conference Individual Game Highs
In Conference games**

- 100 Jayden Fielding (Ohio St.) at Oregon (10/12/2024) [1-1]
- 100 David Olano (Illinois) vs Purdue (10/12/2024) [3-3]
- 100 Spencer Porath (Purdue) at Illinois (10/12/2024) [2-2]
- 100 Ryan Barker (Penn St.) at Southern California (10/12/2024) [4-4]
- 100 Drew Stevens (Iowa) vs Washington (10/12/2024) [4-4]
- 100 Luke Akers (Northwestern) at Maryland (10/11/2024) [3-3]
- 100 Dragan Kesich (Minnesota) vs Southern California (10/05/2024) [1-1]
- 100 Dominic Zvada (Michigan) at Washington (10/05/2024) [1-1]
- 100 Jack Olsen (Northwestern) vs Indiana (10/05/2024) [1-1]
- 100 Nicolas Radicic (Indiana) at Northwestern (10/05/2024) [2-2]
- 100 Ryan Barker (Penn St.) vs UCLA (10/05/2024) [2-2]
- 100 Mateen Bhaghani (UCLA) at Penn St. (10/05/2024) [1-1]
- 100 Spencer Porath (Purdue) at Wisconsin (10/05/2024) [2-2]
- 100 Nathaniel Vakos (Wisconsin) vs Purdue (10/05/2024) [1-1]
- 100 Andrew Boyle (Oregon) vs Michigan St. (10/04/2024) [1-1]
- 100 Jonathan Kim (Michigan St.) at Oregon (10/04/2024) [1-1]
- 100 Mateen Bhaghani (UCLA) vs Oregon (09/28/2024) [2-2]
- 100 Atticus Sappington (Oregon) at UCLA (09/28/2024) [2-2]
- 100 Jayden Fielding (Ohio St.) at Michigan St. (09/28/2024) [1-1]
- 100 Michael Lantz (Southern California) vs Wisconsin (09/28/2024) [1-1]
- 100 Dominic Zvada (Michigan) vs Minnesota (09/28/2024) [2-2]
- 100 Drew Stevens (Iowa) at Minnesota (09/21/2024) [1-1]
- 100 Jack Olsen (Northwestern) at Washington (09/21/2024) [1-1]
- 100 Michael Lantz (Southern California) at Michigan (09/21/2024) [1-1]
- 100 David Olano (Illinois) at Nebraska (09/20/2024) [1-1]
- 100 Jonathan Kim (Michigan St.) at Maryland (09/07/2024) [2-2]

PAT kicks attempted

- 8 Nicolas Radicic (Indiana) vs Nebraska (10/19/2024)

PAT kicks made

- 8 Nicolas Radicic (Indiana) vs Nebraska (10/19/2024)

PAT kicks pct

- 100 Mateen Bhaghani (UCLA) vs Southern California (11/23/2024) [1-1]
- 100 Michael Lantz (Southern California) at UCLA (11/23/2024) [1-1]
- 100 Charlie Mentzer (Michigan) vs Northwestern (11/23/2024) [1-1]
- 100 Dominic Zvada (Michigan) vs Northwestern (11/23/2024) [5-5]
- 100 Dragan Kesich (Minnesota) vs Penn St. (11/23/2024) [2-2]
- 100 John Hohl (Nebraska) vs Wisconsin (11/23/2024) [5-5]
- 100 Nathaniel Vakos (Wisconsin) at Nebraska (11/23/2024) [2-2]
- 100 Nicolas Radicic (Indiana) at Ohio St. (11/23/2024) [1-1]
- 100 Jayden Fielding (Ohio St.) vs Indiana (11/23/2024) [5-5]
- 100 Drew Stevens (Iowa) at Maryland (11/23/2024) [2-2]
- 100 Jack Howes (Maryland) vs Iowa (11/23/2024) [1-1]
- 100 Jai Patel (Rutgers) vs Illinois (11/23/2024) [4-4]
- 100 Jonathan Kim (Michigan St.) vs Purdue (11/22/2024) [3-3]
- 100 Ben Freehill (Purdue) at Michigan St. (11/22/2024) [2-2]
- 100 Atticus Sappington (Oregon) at Wisconsin (11/16/2024) [1-1]
- 100 Nathaniel Vakos (Wisconsin) vs Oregon (11/16/2024) [1-1]
- 100 Jack Howes (Maryland) vs Rutgers (11/16/2024) [2-2]
- 100 Jai Patel (Rutgers) at Maryland (11/16/2024) [4-4]
- 100 John Hohl (Nebraska) at Southern California (11/16/2024) [2-2]
- 100 Michael Lantz (Southern California) vs Nebraska (11/16/2024) [4-4]
- 100 Ryan Barker (Penn St.) at Purdue (11/16/2024) [7-7]
- 100 Ben Freehill (Purdue) vs Penn St. (11/16/2024) [1-1]
- 100 David Olano (Illinois) vs Michigan St. (11/16/2024) [5-5]
- 100 Luke Akers (Northwestern) vs Ohio St. (11/16/2024) [1-1]
- 100 Jayden Fielding (Ohio St.) at Northwestern (11/16/2024) [4-4]



2024-25 Big Ten Football
Conference Individual Game Highs
In Conference games

100 Mateen Bhaghani (UCLA) at Washington (11/15/2024) [1-1]
100 Grady Gross (Washington) vs UCLA (11/15/2024) [4-4]
100 Ryan Barker (Penn St.) vs Washington (11/09/2024) [5-5]
100 Jack Howes (Maryland) at Oregon (11/09/2024) [1-1]
100 Andrew Boyle (Oregon) vs Maryland (11/09/2024) [2-2]
100 Atticus Sappington (Oregon) vs Maryland (11/09/2024) [2-2]
100 Nicolas Radicic (Indiana) vs Michigan (11/09/2024) [2-2]
100 Jayden Fielding (Ohio St.) vs Purdue (11/09/2024) [6-6]
100 Jai Patel (Rutgers) vs Minnesota (11/09/2024) [3-3]
100 Mateen Bhaghani (UCLA) vs Iowa (11/08/2024) [2-2]
100 Drew Stevens (Iowa) at UCLA (11/08/2024) [2-2]
100 Drew Stevens (Iowa) vs Wisconsin (11/02/2024) [6-6]
100 Nathaniel Vakos (Wisconsin) at Iowa (11/02/2024) [1-1]
100 Michael Lantz (Southern California) at Washington (11/02/2024) [3-3]
100 Grady Gross (Washington) vs Southern California (11/02/2024) [2-2]
100 Nicolas Radicic (Indiana) at Michigan St. (11/02/2024) [6-6]
100 Jonathan Kim (Michigan St.) vs Indiana (11/02/2024) [1-1]
100 Dominic Zvada (Michigan) vs Oregon (11/02/2024) [2-2]
100 Andrew Boyle (Oregon) at Michigan (11/02/2024) [2-2]
100 Atticus Sappington (Oregon) at Michigan (11/02/2024) [3-3]
100 Mateen Bhaghani (UCLA) at Nebraska (11/02/2024) [3-3]
100 Luke Akers (Northwestern) at Purdue (11/02/2024) [2-2]
100 Spencer Porath (Purdue) vs Northwestern (11/02/2024) [2-2]
100 Jayden Fielding (Ohio St.) at Penn St. (11/02/2024) [2-2]
100 Ryan Barker (Penn St.) vs Ohio St. (11/02/2024) [1-1]
100 David Olano (Illinois) vs Minnesota (11/02/2024) [2-2]
100 Dragan Kesich (Minnesota) at Illinois (11/02/2024) [1-1]
100 Dominic Zvada (Michigan) vs Michigan St. (10/26/2024) [1-1]
100 Jonathan Kim (Michigan St.) at Michigan (10/26/2024) [2-2]
100 Ryan Barker (Penn St.) at Wisconsin (10/26/2024) [4-4]
100 Nathaniel Vakos (Wisconsin) vs Penn St. (10/26/2024) [1-1]
100 Jack Howes (Maryland) at Minnesota (10/26/2024) [2-2]
100 Dragan Kesich (Minnesota) vs Maryland (10/26/2024) [6-6]
100 Drew Stevens (Iowa) vs Northwestern (10/26/2024) [5-5]
100 Luke Akers (Northwestern) at Iowa (10/26/2024) [2-2]
100 Andrew Boyle (Oregon) vs Illinois (10/26/2024) [1-1]
100 Atticus Sappington (Oregon) vs Illinois (10/26/2024) [4-4]
100 Nicolas Radicic (Indiana) vs Washington (10/26/2024) [4-4]
100 Grady Gross (Washington) at Indiana (10/26/2024) [2-2]
100 Jayden Fielding (Ohio St.) vs Nebraska (10/26/2024) [3-3]
100 Michael Lantz (Southern California) vs Rutgers (10/25/2024) [6-6]
100 Drew Stevens (Iowa) at Michigan St. (10/19/2024) [2-2]
100 Jonathan Kim (Michigan St.) vs Iowa (10/19/2024) [2-2]
100 Jack Howes (Maryland) vs Southern California (10/19/2024) [3-3]
100 Michael Lantz (Southern California) at Maryland (10/19/2024) [4-4]
100 David Olano (Illinois) vs Michigan (10/19/2024) [1-1]
100 Dominic Zvada (Michigan) at Illinois (10/19/2024) [1-1]
100 Nicolas Radicic (Indiana) vs Nebraska (10/19/2024) [8-8]
100 John Hohl (Nebraska) at Indiana (10/19/2024) [1-1]
100 Mateen Bhaghani (UCLA) at Rutgers (10/19/2024) [5-5]
100 Jai Patel (Rutgers) vs UCLA (10/19/2024) [2-2]
100 Nathaniel Vakos (Wisconsin) at Northwestern (10/19/2024) [3-3]
100 Andrew Boyle (Oregon) at Purdue (10/18/2024) [1-1]
100 Atticus Sappington (Oregon) at Purdue (10/18/2024) [4-4]
100 Mateen Bhaghani (UCLA) vs Minnesota (10/12/2024) [2-2]
100 Dragan Kesich (Minnesota) at UCLA (10/12/2024) [3-3]
100 Jayden Fielding (Ohio St.) at Oregon (10/12/2024) [4-4]



2024-25 Big Ten Football
Conference Individual Game Highs
In Conference games

- 100 Andrew Boyle (Oregon) vs Ohio St. (10/12/2024) [1-1]
- 100 Atticus Sappington (Oregon) vs Ohio St. (10/12/2024) [1-1]
- 100 David Olano (Illinois) vs Purdue (10/12/2024) [5-5]
- 100 Spencer Porath (Purdue) at Illinois (10/12/2024) [3-3]
- 100 Ryan Barker (Penn St.) at Southern California (10/12/2024) [3-3]
- 100 Michael Lantz (Southern California) vs Penn St. (10/12/2024) [3-3]
- 100 Jai Patel (Rutgers) vs Wisconsin (10/12/2024) [1-1]
- 100 Nathaniel Vakos (Wisconsin) at Rutgers (10/12/2024) [6-6]
- 100 Drew Stevens (Iowa) vs Washington (10/12/2024) [4-4]
- 100 Grady Gross (Washington) at Iowa (10/12/2024) [1-1]
- 100 Jack Howes (Maryland) vs Northwestern (10/11/2024) [1-1]
- 100 Luke Akers (Northwestern) at Maryland (10/11/2024) [4-4]
- 100 Dragan Kesich (Minnesota) vs Southern California (10/05/2024) [3-3]
- 100 Michael Lantz (Southern California) at Minnesota (10/05/2024) [2-2]
- 100 Dominic Zvada (Michigan) at Washington (10/05/2024) [2-2]
- 100 Grady Gross (Washington) vs Michigan (10/05/2024) [3-3]
- 100 Drew Stevens (Iowa) at Ohio St. (10/05/2024) [1-1]
- 100 Jayden Fielding (Ohio St.) vs Iowa (10/05/2024) [5-5]
- 100 John Hohl (Nebraska) vs Rutgers (10/05/2024) [2-2]
- 100 Jai Patel (Rutgers) at Nebraska (10/05/2024) [1-1]
- 100 Nicolas Radicic (Indiana) at Northwestern (10/05/2024) [5-5]
- 100 Jack Olsen (Northwestern) vs Indiana (10/05/2024) [3-3]
- 100 Ryan Barker (Penn St.) vs UCLA (10/05/2024) [3-3]
- 100 Nathaniel Vakos (Wisconsin) vs Purdue (10/05/2024) [7-7]
- 100 Jonathan Kim (Michigan St.) at Oregon (10/04/2024) [1-1]
- 100 Andrew Boyle (Oregon) vs Michigan St. (10/04/2024) [1-1]
- 100 Atticus Sappington (Oregon) vs Michigan St. (10/04/2024) [3-3]
- 100 Mateen Bhaghani (UCLA) vs Oregon (09/28/2024) [1-1]
- 100 David Olano (Illinois) at Penn St. (09/28/2024) [1-1]
- 100 Sander Sahaydak (Penn St.) vs Illinois (09/28/2024) [2-2]
- 100 Ryan Barker (Penn St.) vs Illinois (09/28/2024) [1-1]
- 100 Jonathan Kim (Michigan St.) vs Ohio St. (09/28/2024) [1-1]
- 100 Jayden Fielding (Ohio St.) at Michigan St. (09/28/2024) [5-5]
- 100 Michael Lantz (Southern California) vs Wisconsin (09/28/2024) [5-5]
- 100 Nathaniel Vakos (Wisconsin) at Southern California (09/28/2024) [3-3]
- 100 Nicolas Radicic (Indiana) vs Maryland (09/28/2024) [6-6]
- 100 Jack Howes (Maryland) at Indiana (09/28/2024) [4-4]
- 100 John Hohl (Nebraska) at Purdue (09/28/2024) [4-4]
- 100 Spencer Porath (Purdue) vs Nebraska (09/28/2024) [1-1]
- 100 Dominic Zvada (Michigan) vs Minnesota (09/28/2024) [3-3]
- 100 Dragan Kesich (Minnesota) at Michigan (09/28/2024) [3-3]
- 100 Jai Patel (Rutgers) vs Washington (09/27/2024) [3-3]
- 100 Grady Gross (Washington) at Rutgers (09/27/2024) [1-1]
- 100 Drew Stevens (Iowa) at Minnesota (09/21/2024) [4-4]
- 100 Dragan Kesich (Minnesota) vs Iowa (09/21/2024) [2-2]
- 100 Grady Gross (Washington) vs Northwestern (09/21/2024) [3-3]
- 100 Michael Lantz (Southern California) at Michigan (09/21/2024) [3-3]
- 100 David Olano (Illinois) at Nebraska (09/20/2024) [4-4]
- 100 John Hohl (Nebraska) vs Illinois (09/20/2024) [3-3]
- 100 Mateen Bhaghani (UCLA) vs Indiana (09/14/2024) [1-1]
- 100 Nicolas Radicic (Indiana) at UCLA (09/14/2024) [6-6]
- 100 Jack Howes (Maryland) vs Michigan St. (09/07/2024) [3-3]
- 100 Jonathan Kim (Michigan St.) at Maryland (09/07/2024) [3-3]

Punts

- 9 Jakob Anderson (Rutgers) vs Wisconsin (10/12/2024)
- 8 Keelan Crimmins (Purdue) vs Penn St. (11/16/2024)



**2024-25 Big Ten Football
Conference Individual Game Highs
In Conference games**

8	Rhys Dakin (Iowa) vs Northwestern (10/26/2024)
8	Keelan Crimmins (Purdue) at Wisconsin (10/05/2024)
8	Tommy Doman (Michigan) vs Southern California (09/21/2024)
Yards punted	
377	Jakob Anderson (Rutgers) vs Wisconsin (10/12/2024) [9-377]
354	Tommy Doman (Michigan) vs Southern California (09/21/2024) [8-354]
Longest punt	
74	Atticus Bertrams (Wisconsin) at Southern California (09/28/2024)
Punting avg	
57	Rhys Dakin (Iowa) vs Washington (10/12/2024) [114-2]
Punt returns	
6	Hank Beatty (Illinois) vs Michigan St. (11/16/2024)
4	Kaden Wetjen (Iowa) vs Northwestern (10/26/2024)
4	Denzel Boston (Washington) vs Northwestern (09/21/2024)
Punt return yards	
111	Kaden Wetjen (Iowa) vs Northwestern (10/26/2024)
91	Caleb Downs (Ohio St.) vs Indiana (11/23/2024)
Longest punt return	
85	Kaden Wetjen (Iowa) vs Northwestern (10/26/2024)
79	Caleb Downs (Ohio St.) vs Indiana (11/23/2024)
Punt return avg	
41	Koi Perich (Minnesota) at Michigan (09/28/2024) [82-2]
37	Kaden Wetjen (Iowa) vs Washington (10/12/2024) [37-1]
Kick returns	
5	Joseph Himon II (Northwestern) at Michigan (11/23/2024)
5	Kaden Wetjen (Iowa) at Michigan St. (10/19/2024)
Kick return yards	
150	Joseph Himon II (Northwestern) at Washington (09/21/2024)
145	Kaden Wetjen (Iowa) at Michigan St. (10/19/2024)
Kick return avg	
63	Jordan Marshall (Michigan) vs Northwestern (11/23/2024) [63-1]
50	Keith Reynolds (Washington) vs Southern California (11/02/2024) [50-1]
50	Joseph Himon II (Northwestern) at Washington (09/21/2024) [150-3]
Longest kick return	
96	Joseph Himon II (Northwestern) at Washington (09/21/2024)
80	Makai Lemon (Southern California) vs Rutgers (10/25/2024)
Kick return TDs	
Combined PR/KR yards	
176	Kaden Wetjen (Iowa) vs Northwestern (10/26/2024) [111pr,65kr]
150	Joseph Himon II (Northwestern) at Washington (09/21/2024) [0pr,150kr]
Interceptions	
2	Carson Schwesinger (UCLA) vs Iowa (11/08/2024)
2	Carson Bruener (Washington) vs Southern California (11/02/2024)
2	Amare Ferrell (Indiana) at Michigan St. (11/02/2024)
2	D'Angelo Ponds (Indiana) vs Washington (10/26/2024)
2	Koi Perich (Minnesota) at UCLA (10/12/2024)
2	Kyndrich Breedlove (Purdue) at Wisconsin (10/05/2024)
Interception return yds	
96	Bryan Addison (UCLA) vs Oregon (09/28/2024)
85	Theran Johnson (Northwestern) at Iowa (10/26/2024)
Interception return avg	
96	Bryan Addison (UCLA) vs Oregon (09/28/2024) [96-1]
85	Theran Johnson (Northwestern) at Iowa (10/26/2024) [85-1]
Longest interception rtn	



2024-25 Big Ten Football
Conference Individual Game Highs
In Conference games

96	Bryan Addison (UCLA) vs Oregon (09/28/2024)
85	Theran Johnson (Northwestern) at Iowa (10/26/2024)
All-purpose yards	
256	Makai Lemon (Southern California) vs Rutgers (10/25/2024)
228	Tyler Warren (Penn St.) at Southern California (10/12/2024)
Tackles	
17	Carson Schwesinger (UCLA) at Washington (11/15/2024) [10-7]
Sacks	
3	Russell Davis II (Washington) vs UCLA (11/15/2024) [0-3]
2.5	Cody Simon (Ohio St.) vs Indiana (11/23/2024) [1-2]
2.5	Mikail Kamara (Indiana) at Michigan St. (11/02/2024) [1-2]
2.5	Gabe Jacas (Illinois) vs Michigan (10/19/2024) [1-2]
2.5	Jordan Burch (Oregon) vs Michigan St. (10/04/2024) [1-2]
Tackles for loss	
4.5	Mikail Kamara (Indiana) at Michigan St. (11/02/2024) [3-3]
4.5	Carson Schwesinger (UCLA) vs Minnesota (10/12/2024) [4-1]



**2024-25 Big Ten Football
Conference Individual Game Highs
In Conference games**

200-Yard Rushing Performances	
206	Kaleb Johnson (Iowa) at Minnesota (09/21/2024)
100-Yard Rushing Performances	
206	Kaleb Johnson (Iowa) at Minnesota (09/21/2024)
198	Tawee Walker (Wisconsin) at Rutgers (10/12/2024)
166	Kaleb Johnson (Iowa) vs Washington (10/12/2024)
166	Jordan James (Oregon) vs Michigan St. (10/04/2024)
164	Kaleb Johnson (Iowa) at Maryland (11/23/2024)
159	Kalel Mullings (Michigan) vs Southern California (09/21/2024)
148	Jonah Coleman (Washington) at Rutgers (09/27/2024)
146	Woody Marks (Southern California) vs Nebraska (11/16/2024)
144	Darius Taylor (Minnesota) vs Southern California (10/05/2024)
135	Kaleb Johnson (Iowa) vs Wisconsin (11/02/2024)
134	Woody Marks (Southern California) at Minnesota (10/05/2024)
132	Kyle Monangai (Rutgers) vs Washington (09/27/2024)
131	Darius Taylor (Minnesota) at Illinois (11/02/2024)
126	Tawee Walker (Wisconsin) at Northwestern (10/19/2024)
125	T.J. Harden (UCLA) vs Iowa (11/08/2024)
123	Woody Marks (Southern California) at Washington (11/02/2024)
123	Justice Ellison (Indiana) vs Washington (10/26/2024)
122	Kyle Monangai (Rutgers) vs Illinois (11/23/2024)
121	Jordan James (Oregon) at Wisconsin (11/16/2024)
118	Nate Carter (Michigan St.) at Michigan (10/26/2024)
118	Ryan Browne (Purdue) at Illinois (10/12/2024)
117	Jordan James (Oregon) at Michigan (11/02/2024)
117	Roman Hemby (Maryland) at Indiana (09/28/2024)
115	Jordan James (Oregon) vs Ohio St. (10/12/2024)
114	Kamari Moulton (Iowa) at Maryland (11/23/2024)
113	Emmett Johnson (Nebraska) vs Wisconsin (11/23/2024)
111	Woody Marks (Southern California) vs Penn St. (10/12/2024)
111	Kalel Mullings (Michigan) vs Minnesota (09/28/2024)
109	Kaleb Johnson (Iowa) vs Northwestern (10/26/2024)
106	Kyle Monangai (Rutgers) vs UCLA (10/19/2024)
105	Justice Ellison (Indiana) vs Nebraska (10/19/2024)
104	Jonah Coleman (Washington) vs Southern California (11/02/2024)
104	Jonah Coleman (Washington) at Indiana (10/26/2024)
103	Jordan James (Oregon) at UCLA (09/28/2024)
102	Devin Mockobee (Purdue) at Illinois (10/12/2024)
102	Kaytron Allen (Penn St.) vs Illinois (09/28/2024)
100	Woody Marks (Southern California) at Michigan (09/21/2024)
Number of 100-Yard Rushing Performances	
5	Kaleb Johnson, Iowa
5	Jordan James, Oregon
5	Woody Marks, Southern California
3	Jonah Coleman, Washington
3	Kyle Monangai, Rutgers
2	Tawee Walker, Wisconsin
2	Kalel Mullings, Michigan
2	Darius Taylor, Minnesota
2	Justice Ellison, Indiana
1	T.J. Harden, UCLA
1	Nate Carter, Michigan St.
1	Ryan Browne, Purdue
1	Roman Hemby, Maryland
1	Kamari Moulton, Iowa
1	Emmett Johnson, Nebraska



**2024-25 Big Ten Football
Conference Individual Game Highs
In Conference games**

1	Devin Mockobee, Purdue
1	Kaytron Allen, Penn St.
500-Yard Passing Performances	
400-Yard Passing Performances	
300-Yard Passing Performances	
391	Drew Allar (Penn St.) at Southern California (10/12/2024)
383	Ethan Garbers (UCLA) at Rutgers (10/19/2024)
380	Kurtis Rourke (Indiana) at Northwestern (10/05/2024)
379	Luke Altmeyer (Illinois) vs Purdue (10/12/2024)
373	Billy Edwards Jr. (Maryland) vs Southern California (10/19/2024)
363	Aidan Chiles (Michigan St.) at Maryland (09/07/2024)
359	Braedyn Locke (Wisconsin) vs Purdue (10/05/2024)
359	Kurtis Rourke (Indiana) vs Maryland (09/28/2024)
342	Hudson Card (Purdue) at Michigan St. (11/22/2024)
341	Dillon Gabriel (Oregon) vs Ohio St. (10/12/2024)
336	Miller Moss (Southern California) at Maryland (10/19/2024)
335	Billy Edwards Jr. (Maryland) vs Rutgers (11/16/2024)
326	Will Howard (Ohio St.) at Oregon (10/12/2024)
320	Max Brosmer (Minnesota) vs Maryland (10/26/2024)
313	Athan Kaliakmanis (Rutgers) at Southern California (10/25/2024)
308	Miller Moss (Southern California) vs Rutgers (10/25/2024)
308	Miller Moss (Southern California) vs Wisconsin (09/28/2024)
307	Kurtis Rourke (Indiana) at UCLA (09/14/2024)
306	Will Rogers (Washington) at Rutgers (09/27/2024)
Number of 300-Yard Passing Performances	
3	Kurtis Rourke, Indiana
3	Miller Moss, Southern California
2	Billy Edwards Jr., Maryland
1	Drew Allar, Penn St.
1	Ethan Garbers, UCLA
1	Luke Altmeyer, Illinois
1	Aidan Chiles, Michigan St.
1	Braedyn Locke, Wisconsin
1	Hudson Card, Purdue
1	Dillon Gabriel, Oregon
1	Will Howard, Ohio St.
1	Max Brosmer, Minnesota
1	Athan Kaliakmanis, Rutgers
1	Will Rogers, Washington
200-Yard Receiving Performances	
224	Tyler Warren (Penn St.) at Southern California (10/12/2024)
100-Yard Receiving Performances	
224	Tyler Warren (Penn St.) at Southern California (10/12/2024)
197	Pat Bryant (Illinois) at Rutgers (11/23/2024)
194	Nick Marsh (Michigan St.) at Maryland (09/07/2024)
152	Tai Felton (Maryland) vs Michigan St. (09/07/2024)
149	Traeshon Holden (Oregon) at Michigan (11/02/2024)
149	Evan Stewart (Oregon) vs Ohio St. (10/12/2024)
138	Jacob Gill (Iowa) at UCLA (11/08/2024)
137	Vinny Anthony II (Wisconsin) at Nebraska (11/23/2024)
135	Pat Bryant (Illinois) vs Michigan St. (11/16/2024)
135	Elijah Sarratt (Indiana) at Northwestern (10/05/2024)
134	Makai Lemon (Southern California) vs Rutgers (10/25/2024)
134	Trech Kekahuna (Wisconsin) vs Purdue (10/05/2024)
133	Max Klare (Purdue) at Illinois (10/12/2024)
131	Dymere Miller (Rutgers) at Southern California (10/25/2024)



**2024-25 Big Ten Football
Conference Individual Game Highs
In Conference games**

128	Bryce Kirtz (Northwestern) vs Indiana (10/05/2024)
128	Elijah Sarratt (Indiana) vs Maryland (09/28/2024)
127	Tyler Warren (Penn St.) at Purdue (11/16/2024)
125	Denzel Boston (Washington) at Rutgers (09/27/2024)
123	Bryce Kirtz (Northwestern) at Maryland (10/11/2024)
121	Tez Johnson (Oregon) at UCLA (09/28/2024)
121	Denzel Boston (Washington) vs Northwestern (09/21/2024)
117	J.Michael Sturdivant (UCLA) vs Southern California (11/23/2024)
117	Daniel Jackson (Minnesota) vs Maryland (10/26/2024)
114	Keegan Jones (UCLA) at Rutgers (10/19/2024)
113	Nick Marsh (Michigan St.) vs Iowa (10/19/2024)
112	Colston Loveland (Michigan) vs Oregon (11/02/2024)
112	Daniel Jackson (Minnesota) vs Iowa (09/21/2024)
111	Kaden Prather (Maryland) vs Southern California (10/19/2024)
107	Dymere Miller (Rutgers) at Maryland (11/16/2024)
107	J.Michael Sturdivant (UCLA) vs Minnesota (10/12/2024)
107	Liam Clifford (Penn St.) vs UCLA (10/05/2024)
105	Ja'Kobi Lane (Southern California) vs Wisconsin (09/28/2024)
104	Tai Felton (Maryland) at Minnesota (10/26/2024)
104	Moliki Matavao (UCLA) at Rutgers (10/19/2024)
104	Pat Bryant (Illinois) vs Purdue (10/12/2024)
102	Tyler Warren (Penn St.) at Minnesota (11/23/2024)
102	Zachariah Branch (Southern California) at Washington (11/02/2024)
102	Tez Johnson (Oregon) vs Illinois (10/26/2024)
102	Carnell Tate (Ohio St.) vs Nebraska (10/26/2024)
100	Jeremiah Smith (Ohio St.) at Northwestern (11/16/2024)
100	Montorie Foster Jr. (Michigan St.) vs Iowa (10/19/2024)
100	Jeremiah Smith (Ohio St.) at Oregon (10/12/2024)

Number of 100-Yard Receiving Performances

3	Tyler Warren, Penn St.
3	Pat Bryant, Illinois
2	Nick Marsh, Michigan St.
2	Tai Felton, Maryland
2	Elijah Sarratt, Indiana
2	Dymere Miller, Rutgers
2	Bryce Kirtz, Northwestern
2	Denzel Boston, Washington
2	Tez Johnson, Oregon
2	J.Michael Sturdivant, UCLA
2	Daniel Jackson, Minnesota
2	Jeremiah Smith, Ohio St.
1	Traeshon Holden, Oregon
1	Evan Stewart, Oregon
1	Jacob Gill, Iowa
1	Vinny Anthony II, Wisconsin
1	Makai Lemon, Southern California
1	Trech Kekahuna, Wisconsin
1	Max Klare, Purdue
1	Keegan Jones, UCLA
1	Colston Loveland, Michigan
1	Kaden Prather, Maryland
1	Liam Clifford, Penn St.
1	Ja'Kobi Lane, Southern California
1	Moliki Matavao, UCLA
1	Zachariah Branch, Southern California
1	Carnell Tate, Ohio St.



**2024-25 Big Ten Football
Conference Individual Game Highs
In Conference games**

1	Montorie Foster Jr., Michigan St.
---	-----------------------------------



**2024-25 Big Ten Football
Conference Statistical Ranking Comparison
In Conference games**

Team	Offense				Defense			
	Rushing	Passing	Total Off.	Scoring	Rushing	Passing	Total Def.	Scoring
Illinois	8	12	10	7	16	11	14	11
Indiana	10	5	5	1	1	8	3	4
Iowa	1	18	15	6	10	6	7	5
Maryland	17	2	9	15	11	14	15	17
Michigan	7	17	17	10	3	9	5	6
Michigan St.	15	9	13	16	7	12	11	14
Minnesota	16	10	14	8	9	7	8	7
Nebraska	12	11	12	12	8	10	10	10
Northwestern	18	16	18	17	12	13	13	14
Ohio St.	6	6	4	3	2	2	1	1
Oregon	2	3	2	2	5	3	2	2
Penn St.	3	7	3	5	4	5	4	3
Purdue	14	15	16	18	17	18	18	18
Rutgers	9	14	11	11	13	17	17	13
Southern California	5	1	1	4	14	16	16	12
UCLA	13	4	7	13	6	15	12	16
Washington	11	8	8	14	15	1	6	9
Wisconsin	4	13	6	9	18	4	9	7

Team	Kick ret.	Punt ret.	Interceptions	Sacks	TFL	Turnover Mar.
Illinois	12	2	13	4	12	12
Indiana	17	1	2	2	3	3
Iowa	2	3	9	12	15	1
Maryland	11	15	7	17	5	18
Michigan	6	7	14	3	2	8
Michigan St.	14	18	12	18	12	14
Minnesota	7	6	11	8	9	4
Nebraska	9	17	4	7	8	11
Northwestern	1	4	3	16	11	10
Ohio St.	13	5	10	1	3	5
Oregon	16	11	17	6	6	2
Penn St.	10	8	6	5	1	5
Purdue	15	16	18	14	12	14
Rutgers	18	13	15	10	16	8
Southern California	3	11	5	13	9	12
UCLA	8	14	1	9	7	14
Washington	5	10	8	11	18	7
Wisconsin	4	9	16	15	17	14



**2024-25 Big Ten Football
Individual Statistics
In Conference games**

RUSHING (Minimum Games Played Pct. 75%, 10 Rushing Attempts/Game)

#	Player	G	Att.	Yds	Avg.	TD	Lg	Avg/g
1	Johnson, Kaleb - Iowa	8	162	1013	6.25	15	75	126.63
2	Marks, Woody - USC	9	163	929	5.70	6	65	103.22
3	Monangai, Kyle - RU	7	153	693	4.53	7	40	99.00
4	James, Jordan - Oregon	8	147	784	5.33	8	41	98.00
5	Walker, Tawee - Wisc	8	150	736	4.91	9	55	92.00
6	Coleman, Jonah - UW	8	132	702	5.32	6	46	87.75
7	Mullings, Kalel - Mich	8	117	562	4.80	9	63	70.25
8	Taylor, Darius - MINN	8	128	542	4.23	6	51	67.75
9	Ellison, Justice - IND	8	109	505	4.63	6	43	63.13
10	Allen, Kaytron - PSU	8	111	477	4.30	5	24	59.63

TOTAL OFFENSE (Minimum Games Played Pct. 75%)

#	Player	G	Rush	Pass	Plays	Total	Yds/g
1	Gabriel, Dillon - Oregon	8	129	2152	293	2281	285.13
2	Moss, Miller - USC	7	-17	1948	314	1931	275.86
3	Edwards Jr., Billy - MD	8	92	1979	382	2071	258.88
4	Garbers, Ethan - UCLA	8	138	1885	310	2023	252.88
5	Howard, Will - OSU	8	99	1890	267	1989	248.63
6	Rourke, Kurtis - IND	7	-64	1772	219	1708	244.00
7	Altmyer, Luke - Illini	8	205	1726	309	1931	241.38
8	Allar, Drew - PSU	8	125	1768	243	1893	236.63
9	Chiles, Aidan - MSU	8	143	1737	297	1880	235.00
10	Kaliakmanis, Athan - RU	8	157	1656	328	1813	226.63

PASSING AVG/GAME (Minimum Games Played Pct. 75%)

#	Player	G	Comp-att-int	Yds	TD	Avg/g
1	Moss, Miller - USC	7	185-296-9	1948	16	278.29
2	Gabriel, Dillon - Oregon	8	180-257-6	2152	16	269.00
3	Rourke, Kurtis - IND	7	133-195-4	1772	17	253.14
4	Edwards Jr., Billy - MD	8	197-318-8	1979	9	247.38
5	Howard, Will - OSU	8	157-207-5	1890	20	236.25
6	Garbers, Ethan - UCLA	8	168-249-8	1885	12	235.63
7	Brosmer, Max - MINN	8	180-271-4	1799	12	224.88
8	Allar, Drew - PSU	8	146-201-4	1768	9	221.00
9	Chiles, Aidan - MSU	8	140-222-6	1737	11	217.13
10	Raiola, Dylan - Nebr	8	172-268-9	1735	7	216.88

SCORING (Minimum Games Played Pct. 75%)

#	Player	G	TD	FG	XPT	2XP	Pts	Pts/g
1	Johnson, Kaleb - Iowa	8	16	0	0	0	96	12.00
2	Stevens, Drew - Iowa	8	0	12	26	0	62	7.75
3	Kesich, Dragan - MINN	8	0	13	21	0	60	7.50
4	Radicic, Nicolas - IND	8	0	6	38	0	56	7.00
5	Barker, Ryan - PSU	8	0	10	26	0	56	7.00
6	Fielding, Jayden - OSU	8	0	7	34	0	55	6.88
7	Monangai, Kyle - RU	7	8	0	0	0	48	6.86
8	Lantz, Michael - USC	9	0	10	31	0	61	6.78
9	Mullings, Kalel - Mich	8	9	0	0	0	54	6.75
10	Walker, Tawee - Wisc	8	9	0	0	0	54	6.75

PASS EFFICIENCY (Minimum Games Played Pct. 75%, 15 Total Passes/Game)

#	Player	G	Comp-att-int	Yds	TD	Eff.
1	Howard, Will - OSU	8	157-207-5	1890	20	179.59
2	Rourke, Kurtis - IND	7	133-195-4	1772	17	169.20
3	Allar, Drew - PSU	8	146-201-4	1768	9	157.32
4	Gabriel, Dillon - Oregon	8	180-257-6	2152	16	156.25
5	Garbers, Ethan - UCLA	8	168-249-8	1885	12	140.54
6	Chiles, Aidan - MSU	8	140-222-6	1737	11	139.73
7	Altmyer, Luke - Illini	8	134-230-3	1726	14	138.78
8	Rogers, Will - UW	8	156-228-7	1633	8	134.02
9	Brosmer, Max - MINN	8	180-271-4	1799	12	133.84
10	Moss, Miller - USC	7	185-296-9	1948	16	129.54

SCORING (TDs) (Minimum Games Played Pct. 75%, 1 Touchdowns)

#	Player	G	Run	Rec	Ret	Pts	Avg/g
1	Johnson, Kaleb - Iowa	8	15	1	0	96	12.00
2	Monangai, Kyle - RU	7	7	1	0	48	6.86
3	Mullings, Kalel - Mich	8	9	0	0	54	6.75
4	Walker, Tawee - Wisc	8	9	0	0	54	6.75
5	McCray, Josh - Illini	8	7	1	0	50	6.25
6	Johnson, Tez - Oregon	6	0	6	0	36	6.00
7	Egbuka, Emeka - OSU	8	0	8	0	48	6.00
8	James, Jordan - Oregon	8	8	0	0	48	6.00
9	Dowdell, Dante - Nebr	8	8	0	0	48	6.00
10	Taylor, Darius - MINN	8	6	1	0	42	5.25

RECEPTIONS/GAME (Minimum Games Played Pct. 75%)

#	Player	G	No.	Yds	TD	Lg	Yds/g	Rec/g
1	Felton, Tai - MD	8	62	645	5	35	80.63	7.75
2	Warren, Tyler - PSU	8	59	684	3	38	85.50	7.38
3	Jackson, Daniel - MINN	8	57	646	3	37	80.75	7.13
4	Johnson, Tez - Oregon	6	42	459	6	52	76.50	7.00
5	Jackson, Giles - UW	8	44	337	1	39	42.13	5.50
6	Loveland, Colston - Mich	7	37	395	4	36	56.43	5.29
7	Egbuka, Emeka - OSU	8	42	426	8	33	53.25	5.25
8	Boston, Denzel - UW	8	40	598	6	51	74.75	5.00
9	Miller, Dymere - RU	8	40	471	3	45	58.88	5.00
10	Prather, Kaden - MD	8	39	434	1	33	54.25	4.88

SCORING (KICK) (Minimum Games Played Pct. 75%)

#	Player	G	PAT	FG	Pts	Avg/g
1	Stevens, Drew - Iowa	8	26-26	12-15	62	7.75
2	Kesich, Dragan - MINN	8	21-22	13-15	60	7.50
3	Barker, Ryan - PSU	8	26-27	10-11	56	7.00
4	Radicic, Nicolas - IND	8	38-38	6-6	56	7.00
5	Fielding, Jayden - OSU	8	34-34	7-8	55	6.88
6	Lantz, Michael - USC	9	31-31	10-15	61	6.78
7	Kim, Jonathan - MSU	8	14-15	13-15	53	6.63
8	Bhaghani, Mateen - UCLA	9	16-16	14-18	58	6.44
9	Olano, David - Illini	8	19-20	10-12	49	6.13
10	Gross, Grady - UW	8	16-16	11-19	49	6.13



**2024-25 Big Ten Football
Individual Statistics
In Conference games**

RECEIVE YDS/GAME (Minimum Games Played Pct. 75%)

#	Player	G	No.	Yds	TD	Long	Avg/c	Yds/g
1	Warren, Tyler - PSU	8	59	684	3	38	11.59	85.50
2	Bryant, Pat - Illini	8	35	679	5	64	19.40	84.88
3	Jackson, Daniel - MINN	8	57	646	3	37	11.33	80.75
4	Felton, Tai - MD	8	62	645	5	35	10.40	80.63
5	Smith, Jeremiah - OSU	8	38	618	5	68	16.26	77.25
6	Johnson, Tez - Oregon	6	42	459	6	52	10.93	76.50
7	Boston, Denzel - UW	8	40	598	6	51	14.95	74.75
8	Marsh, Nick - MSU	8	36	598	3	77	16.61	74.75
9	Kirtz, Bryce - NU	6	26	435	0	55	16.73	72.50
10	Anthony II, Vinny - Wisc	8	31	563	3	63	18.16	70.38

PUNT RETURN AVG (Minimum Games Played Pct. 75%)

#	Player	G	No.	Yds	TD	Long	Avg.
1	Williams, Ke'Shawn - IND	8	1	22	0	22	22.00
2	Downs, Caleb - OSU	8	5	102	1	79	20.40
3	Kirtz, Bryce - NU	6	2	36	0	23	18.00

KICK RETURN AVG (Minimum Games Played Pct. 75%)

#	Player	G	No.	Yds	TD	Long	Avg.
1	Anthony II, Vinny - Wisc	8	8	254	0	74	31.75
2	Lemon, Makai - USC	8	11	343	0	80	31.18
3	Taylor, Joe - Mich	8	1	29	0	29	29.00

ALL PURPOSE (Minimum Games Played Pct. 75%)

#	Player	G	Rush	Rcv	PR	KR	Yds	Avg/g
1	Marks, Woody - USC	9	929	275	0	0	1204	133.78
2	Johnson, Kaleb - Iowa	8	1013	88	0	0	1101	137.63
3	James, Jordan - Oregon	8	784	100	0	0	884	110.50
4	Anthony II, Vinny - Wisc	8	4	563	14	254	835	104.38
5	Lemon, Makai - USC	8	0	487	0	343	830	103.75
6	Warren, Tyler - PSU	8	141	684	0	0	825	103.13
7	Coleman, Jonah - UW	8	702	95	0	0	797	99.63
8	Harden, T.J. - UCLA	9	459	330	0	0	789	87.67
9	Taylor, Darius - MINN	8	542	235	0	0	777	97.13
10	Monangai, Kyle - RU	7	693	72	0	0	765	109.29

PUNTING (Minimum Games Played Pct. 75%, 3.6 Punts/Game)

#	Player	G	No.	Yds	Lg	20+	50+	TB	Avg.
1	Eckley, Ryan - MSU	8	31	1494	61	4	16	3	48.19
2	Dakin, Rhys - Iowa	8	33	1534	61	17	12	3	46.48
3	Bertrams, Atticus - Wisc	8	37	1708	74	14	11	3	46.16
4	Buschini, Brian - Nebr	8	30	1371	69	10	11	2	45.70
5	McFerson, Bryce - MD	8	32	1457	63	11	13	2	45.53
6	Crimmins, Keelan - Purdue	8	38	1684	58	8	9	1	44.32
7	Doman, Tommy - Mich	8	37	1602	58	12	9	3	43.30
8	Crawford, Mark - MINN	8	35	1497	56	13	4	1	42.77
9	Anderson, Jakob - RU	8	37	1558	61	11	4	3	42.11

FIELD GOALS (Minimum Games Played Pct. 75%)

#	Player	G	Made	Att.	Long	Pct.	Avg.
1	Kesich, Dragan - MINN	8	13	15	51	86.67	1.63
2	Kim, Jonathan - MSU	8	13	15	55	86.67	1.63
3	Bhaghani, Mateen - UCLA	9	14	18	57	77.78	1.56
4	Stevens, Drew - Iowa	8	12	15	54	80.00	1.50
5	Gross, Grady - UW	8	11	19	45	57.89	1.38
6	Zvada, Dominic - Mich	8	10	11	56	90.91	1.25
7	Barker, Ryan - PSU	8	10	11	45	90.91	1.25
8	Olano, David - Illini	8	10	12	49	83.33	1.25
9	Porath, Spencer - Purdue	6	7	11	45	63.64	1.17



2024-25 Big Ten Football
Individual Statistics
In Conference games

FIELD GOAL PCT (Minimum Games Played Pct. 75%)

#	Player	G	Made	Att.	Long	Pct.
1	Radicic, Nicolas - IND	8	6	6	41	100.00
2	Barker, Ryan - PSU	8	10	11	45	90.91
3	Zvada, Dominic - Mich	8	10	11	56	90.91
4	Sappington, Atticus - Oregon	8	9	10	42	90.00
5	Fielding, Jayden - OSU	8	7	8	46	87.50
6	Kim, Jonathan - MSU	8	13	15	55	86.67
7	Kesich, Dragan - MINN	8	13	15	51	86.67
8	Olano, David - Illini	8	10	12	49	83.33
9	Stevens, Drew - Iowa	8	12	15	54	80.00

PAT KICKING PCT (Minimum Games Played Pct. 75%)

#	Player	G	Made	Att.	Pct.
1	Gross, Grady - UW	8	16	16	100.00
2	Fielding, Jayden - OSU	8	34	34	100.00
3	Freehill, Ben - Purdue	8	3	3	100.00
4	Lantz, Michael - USC	9	31	31	100.00
5	Akers, Luke - NU	8	9	9	100.00
6	Boyle, Andrew - Oregon	6	8	8	100.00
7	Howes, Jack - MD	8	17	17	100.00
8	Vakos, Nathaniel - Wisc	8	24	24	100.00
9	Stevens, Drew - Iowa	8	26	26	100.00



**2024-25 Big Ten Football
Individual Statistics
In Conference games**

TACKLES (All positions) (Minimum Games Played Pct. 75%)

#	Player	G	Pos	Solo	Ast	Total	Avg/g
1	Schwesinger, Carson - UCLA	9	LB	65	37	102	11.33
2	Higgins, Jay - Iowa	8	LB	34	47	81	10.13
3	Lindenberg, Cody - MINN	8	LB	36	38	74	9.25
4	Fisher, Aiden - IND	8	LB	32	41	73	9.13
5	Bruener, Carson - UW	8	LB	35	36	71	8.88
6	Djabome, Dariel - RU	8	LB	38	33	71	8.88
7	Thieneman, Dillon - Purdue	8	DB	49	21	70	8.75
8	Mascarenas-Arnold, Easton - USC	9	LB	43	32	75	8.33
9	Rosiek, Dylan - Illini	6	LB	20	29	49	8.17
10	Uihlein, Mac - NU	8	LB	38	25	63	7.88
11	Jackson, Nick - Iowa	8	LB	30	33	63	7.88
12	Hausmann, Ernest - Mich	8	LB	39	21	60	7.50
13	Simon, Cody - OSU	8	LB	28	30	58	7.25
14	Bailey, Matthew - Illini	8	DB	28	28	56	7.00
15	Cobb, Mason - USC	9	LB	27	34	61	6.78
16	Styles, Sonny - OSU	8	LB	27	27	54	6.75
17	Wohler, Hunter - Wisc	7	S	33	13	46	6.57
18	Baranowski, Maverick - MINN	6	LB	10	29	39	6.50
19	Walker, Jaiilin - IND	8	LB	24	27	51	6.38
20	Tuputala, Alphonzo - UW	8	LB	29	22	51	6.38
21	Loyal, Shaquan - RU	8	DB	31	20	51	6.38
22	Alliegro, Christian - Wisc	8	LB	34	17	51	6.38
23	Jenkins, Kydran - Purdue	8	LB	30	21	51	6.38
24	Powell, Tyreem - RU	7	LB	21	22	43	6.14
25	Brown, Kerry - MINN	7	DB	23	20	43	6.14
26	Jacas, Gabe - Illini	8	LB	24	25	49	6.13
27	Singleton, DeShon - Nebr	8	DB	32	16	48	6.00
28	Dixon, Flip - RU	8	DB	24	24	48	6.00
29	King, Kobe - PSU	8	LB	27	21	48	6.00
30	Trader Jr., Dante - MD	6	DB	21	15	36	6.00
31	Gifford, Isaac - Nebr	8	DB	21	27	48	6.00
32	Reed, Jaylen - PSU	8	S	31	17	48	6.00
33	Wheatley, Zakee - PSU	8	S	34	14	48	6.00
34	Medrano, Kain - UCLA	9	LB	33	19	52	5.78
35	Barham, Jaishawn - Mich	8	LB	29	17	46	5.75
36	Hyppolite II, Ruben - MD	8	LB	23	23	46	5.75
37	Spencer, Malik - MSU	6	S	23	11	34	5.67
38	Chaney, Jake - Wisc	8	LB	20	25	45	5.63
39	Brown, Austin - Wisc	8	S	25	20	45	5.63
40	Turner, Jordan - MSU	8	LB	21	24	45	5.63
41	Oladejo, Oluwafemi - UCLA	9	LB	28	22	50	5.56
42	Bullock, John - Nebr	8	LB	24	20	44	5.50
43	Boettcher, Bryce - Oregon	8	LB	28	16	44	5.50
44	Asbury II, Shawn - IND	8	DB	18	26	44	5.50
45	Smith, Jaylin - USC	8	CB	30	14	44	5.50
46	Zachman, Preston - Wisc	8	S	27	17	44	5.50
47	Downs, Caleb - OSU	8	DB	26	16	42	5.25
48	Ponds, D'Angelo - IND	8	CB	28	14	42	5.25
49	Schulte, Quinn - Iowa	8	DB	24	18	42	5.25
50	Coleman, Seth - Illini	8	LB	20	22	42	5.25

SACKS (Minimum Games Played Pct. 75%)

#	Player	G	Pos	Solo	Ast	Total	Avg/g
1	Stewart, Josaiah - Mich	7	DE	6	1	6.5	0.93
2	Carter, Abdul - PSU	8	LB	7	0	7	0.88
3	Jacas, Gabe - Illini	8	LB	6	2	7	0.88
4	Kamara, Mikail - IND	8	DL	6	1	6.5	0.81
5	Uiagalelei, Matayo - Oregon	8	DE	6	1	6.5	0.81
6	Guy, T.J. - Mich	8	DE	5	1	5.5	0.69
7	Carpenter, James - IND	8	DL	5	0	5	0.63
8	Tuimoloau, JT - OSU	8	DL	2	5	4.5	0.56
9	Styles, Sonny - OSU	8	LB	4	0	4	0.50
10	Robinson, Ty - Nebr	8	DL	4	0	4	0.50
11	Hubbard, Aidan - NU	8	DL	3	2	4	0.50
12	Wheatland, Caleb - MD	8	LB	4	0	4	0.50
13	Smith, Anthony - MINN	8	DL	4	0	4	0.50
14	Oladejo, Oluwafemi - UCLA	9	LB	4	1	4.5	0.50
15	Williams, James - Nebr	8	DL	4	0	4	0.50
16	Joyner, Jah - MINN	8	DL	4	0	4	0.50
17	Simon, Cody - OSU	8	LB	3	2	4	0.50
18	Hamilton, Kyonte - RU	8	DL	3	1	3.5	0.44
19	Graham, Mason - Mich	8	DL	3	1	3.5	0.44
20	Sawyer, Jack - OSU	8	DE	2	3	3.5	0.44

TACKLES FOR LOSS (Minimum Games Played Pct. 75%, 1.25 Total

Tackles For Loss/Game)

#	Player	G	Pos	Solo	Ast	Total	Avg/g
1	Carter, Abdul - PSU	8	LB	13	4	15	1.88
2	Oladejo, Oluwafemi - UCLA	9	LB	11	3	12.5	1.39
3	Stewart, Josaiah - Mich	7	DE	8	3	9.5	1.36
4	Kamara, Mikail - IND	8	DL	8	5	10.5	1.31



**2024-25 Big Ten Football
Individual Statistics
In Conference games**

FUMBLES FORCED (Minimum Games Played Pct. 75%)

#	Player	G	No.	Avg/g
1	Stewart, Josaiah - Mich	7	2	0.29
2	Wyatt, Kellan - MD	7	2	0.29
3	Ransom, Lathan - OSU	7	2	0.29
4	Carter, Abdul - PSU	8	2	0.25
5	Sawyer, Jack - OSU	8	2	0.25
6	Bassa, Jeffrey - Oregon	8	2	0.25
7	Metz, Greyson - NU	8	2	0.25
8	Hancock, Jordan - OSU	8	2	0.25
9	Graves, Aaron - Iowa	8	2	0.25
10	Jacas, Gabe - Illini	8	2	0.25

FUMBLES RECOVERED (Minimum Games Played Pct. 75%)

#	Player	G	No.	Avg/g
1	Kamara, Mikail - IND	8	3	0.38
2	Sawyer, Jack - OSU	8	2	0.25
3	Gbayor, Mikai - Nebr	8	2	0.25
4	Grant, Kenneth - Mich	8	2	0.25
5	Barten, Ben - Wisc	8	2	0.25
6	Baranowski, Maverick - MINN	6	1	0.17
7	Thompson, Stefon - Nebr	7	1	0.14
8	Charleston, CJ - Mich	7	1	0.14
9	Tuliaupupu, Solomon - USC	7	1	0.14
10	Miller, Glendon - MD	7	1	0.14

PASSES DEFENDED (Minimum Games Played Pct. 75%)

#	Player	G	Brup	Int.	Total	Avg/g
1	Walley, Justin - MINN	6	8	1	9	1.50
2	Ponds, D'Angelo - IND	8	8	2	10	1.25
3	Longerbeam, Robert - RU	7	8	0	8	1.14
4	Johnson, Theran - NU	7	7	1	8	1.14
5	Brantley, Charles - MSU	6	4	2	6	1.00
6	Hill, Jyaire - Mich	7	6	1	7	1.00
7	Berry, Zeke - Mich	8	7	1	8	1.00
8	Moore, Kaylin - UCLA	9	7	1	8	0.89
9	Bruener, Carson - UW	8	4	3	7	0.88
10	Loyal, Shaquan - RU	8	6	1	7	0.88
11	Wright, Ceyair - Nebr	8	5	2	7	0.88
12	Higgins, Jay - Iowa	8	4	3	7	0.88
13	Igbinosun, Davison - OSU	8	5	2	7	0.88
14	Zachman, Preston - Wisc	8	4	2	6	0.75
15	Robinson, Ethan - MINN	8	4	2	6	0.75
16	Bailey, Matthew - Illini	8	5	1	6	0.75
17	Fourqorean, Nyzier - Wisc	8	5	1	6	0.75
18	Joyner, Jah - MINN	8	6	0	6	0.75
19	Schulte, Quinn - Iowa	8	3	3	6	0.75
20	Jackson, Nick - Iowa	8	5	1	6	0.75

INTERCEPTIONS (Minimum Games Played Pct. 75%)

#	Player	G	No.	Yds	TD	Long	Avg/g
1	Perich, Koi - MINN	8	4	47	0	45	0.50
2	Breedlove, Kyndrich - Purdue	8	3	0	0	0	0.38
3	Schulte, Quinn - Iowa	8	3	23	0	15	0.38
4	Ferrell, Amare - IND	8	3	15	0	15	0.38
5	Bruener, Carson - UW	8	3	55	0	24	0.38
6	Higgins, Jay - Iowa	8	3	10	0	10	0.38
7	Johnson, Tysheem - Oregon	8	3	3	0	9	0.38
8	Reed, Jaylen - PSU	8	3	50	1	22	0.38
9	Brantley, Charles - MSU	6	2	1	0	1	0.33
10	Hartzog Jr., Malcolm - Nebr	7	2	60	0	34	0.29



**2024-25 Big Ten Football
Extended Individual Statistics
In Conference games**

TOTAL OFFENSE (Minimum Games Played Pct. 75%)

#	Player	G	Rush	Pass	Plays	Total	Yds/g
1	Gabriel, Dillon - Oregon	8	129	2152	293	2281	285.13
2	Moss, Miller - USC	7	-17	1948	314	1931	275.86
3	Edwards Jr., Billy - MD	8	92	1979	382	2071	258.88
4	Garbers, Ethan - UCLA	8	138	1885	310	2023	252.88
5	Howard, Will - OSU	8	99	1890	267	1989	248.63
6	Rourke, Kurtis - IND	7	-64	1772	219	1708	244.00
7	Altmyer, Luke - Illini	8	205	1726	309	1931	241.38
8	Allar, Drew - PSU	8	125	1768	243	1893	236.63
9	Chiles, Aidan - MSU	8	143	1737	297	1880	235.00
10	Kaliakmanis, Athan - RU	8	157	1656	328	1813	226.63

ALL PURPOSE (Minimum Games Played Pct. 75%)

#	Player	G	Rush	Rcv	PR	KR	Yds	Avg/g
1	Marks, Woody - USC	9	929	275	0	0	1204	133.78
2	Johnson, Kaleb - Iowa	8	1013	88	0	0	1101	137.63
3	James, Jordan - Oregon	8	784	100	0	0	884	110.50
4	Anthony II, Vinny - Wisc	8	4	563	14	254	835	104.38
5	Lemon, Makai - USC	8	0	487	0	343	830	103.75
6	Warren, Tyler - PSU	8	141	684	0	0	825	103.13
7	Coleman, Jonah - UW	8	702	95	0	0	797	99.63
8	Harden, T.J. - UCLA	9	459	330	0	0	789	87.67
9	Taylor, Darius - MINN	8	542	235	0	0	777	97.13
10	Monangai, Kyle - RU	7	693	72	0	0	765	109.29

TOTAL OFFENSE AVG/PLAY (Minimum Games Played Pct. 75%)

#	Player	G	Rush	Pass	Plays	Total	Yds/g
1	Lemon, Makai - USC	8	0	39	1	39	4.88
2	Arkin, Tanner - Illini	8	36	0	1	36	4.50
3	Reynolds, Luke - PSU	8	32	0	1	32	4.00
4	Buschini, Brian - Nebr	8	0	30	1	30	3.75
5	Dunlap, Tavierre - Mich	8	20	0	1	20	2.50
6	Glover, Jaron - MSU	7	14	0	1	14	2.00
7	Johnson, Aziah - MSU	8	15	0	1	15	1.88
8	Bertrams, Atticus - Wisc	8	15	0	1	15	1.88
9	Barney Jr., Jacory - Nebr	8	92	0	7	92	1.64
10	Price, Myles - IND	8	26	0	2	26	1.63

SCORING (Minimum Games Played Pct. 75%)

#	Player	G	TD	FG	XPT	2XP	Pts	Pts/g
1	Johnson, Kaleb - Iowa	8	16	0	0	0	96	12.00
2	Stevens, Drew - Iowa	8	0	12	26	0	62	7.75
3	Kesich, Dragan - MINN	8	0	13	21	0	60	7.50
4	Radicic, Nicolas - IND	8	0	6	38	0	56	7.00
5	Barker, Ryan - PSU	8	0	10	26	0	56	7.00
6	Fielding, Jayden - OSU	8	0	7	34	0	55	6.88
7	Monangai, Kyle - RU	7	8	0	0	0	48	6.86
8	Lantz, Michael - USC	9	0	10	31	0	61	6.78
9	Mullings, Kael - Mich	8	9	0	0	0	54	6.75
10	Walker, Tawee - Wisc	8	9	0	0	0	54	6.75

TOTAL OFFENSE PLAYS

#	Player	G	Rush	Pass	Plays	Total	Yds/g
1	Edwards Jr., Billy - MD	8	92	1979	382	2071	258.88
2	Kaliakmanis, Athan - RU	8	157	1656	328	1813	226.63
3	Moss, Miller - USC	7	-17	1948	314	1931	275.86
4	Brosmer, Max - MINN	8	-21	1799	312	1778	222.25
5	Garbers, Ethan - UCLA	8	138	1885	310	2023	252.88
6	Altmyer, Luke - Illini	8	205	1726	309	1931	241.38
7	Raiola, Dylan - Nebr	8	-85	1735	302	1650	206.25
8	Chiles, Aidan - MSU	8	143	1737	297	1880	235.00
9	Gabriel, Dillon - Oregon	8	129	2152	293	2281	285.13
10	Lausch, Jack - NU	8	129	1200	292	1329	166.13

SCORING (TDs) (Minimum 1 Touchdowns)

#	Player	G	Run	Rec	Ret	Pts	Avg/g
1	Johnson, Kaleb - Iowa	8	15	1	0	96	12.00
2	Monangai, Kyle - RU	7	7	1	0	48	6.86
3	Walker, Tawee - Wisc	8	9	0	0	54	6.75
4	Mullings, Kael - Mich	8	9	0	0	54	6.75
5	McCray, Josh - Illini	8	7	1	0	50	6.25
6	Johnson, Tez - Oregon	6	0	6	0	36	6.00
7	Egbuka, Emeka - OSU	8	0	8	0	48	6.00
8	James, Jordan - Oregon	8	8	0	0	48	6.00
9	Dowdell, Dante - Nebr	8	8	0	0	48	6.00
10	Taylor, Darius - MINN	8	6	1	0	42	5.25

TOTAL OFFENSE YARDS

#	Player	G	Rush	Pass	Plays	Total	Yds/g
1	Edwards Jr., Billy - MD	8	92	1979	382	2071	258.88
2	Kaliakmanis, Athan - RU	8	157	1656	328	1813	226.63
3	Moss, Miller - USC	7	-17	1948	314	1931	275.86
4	Brosmer, Max - MINN	8	-21	1799	312	1778	222.25
5	Garbers, Ethan - UCLA	8	138	1885	310	2023	252.88
6	Altmyer, Luke - Illini	8	205	1726	309	1931	241.38
7	Raiola, Dylan - Nebr	8	-85	1735	302	1650	206.25
8	Chiles, Aidan - MSU	8	143	1737	297	1880	235.00
9	Gabriel, Dillon - Oregon	8	129	2152	293	2281	285.13
10	Lausch, Jack - NU	8	129	1200	292	1329	166.13

SCORING (KICK) (Minimum Games Played Pct. 75%)

#	Player	G	PAT	FG	Pts	Avg/g
1	Stevens, Drew - Iowa	8	26-26	12-15	62	7.75
2	Kesich, Dragan - MINN	8	21-22	13-15	60	7.50
3	Barker, Ryan - PSU	8	26-27	10-11	56	7.00
4	Radicic, Nicolas - IND	8	38-38	6-6	56	7.00
5	Fielding, Jayden - OSU	8	34-34	7-8	55	6.88
6	Lantz, Michael - USC	9	31-31	10-15	61	6.78
7	Kim, Jonathan - MSU	8	14-15	13-15	53	6.63
8	Bhaghani, Mateen - UCLA	9	16-16	14-18	58	6.44
9	Olano, David - Illini	8	19-20	10-12	49	6.13
10	Gross, Grady - UW	8	16-16	11-19	49	6.13



**2024-25 Big Ten Football
Extended Individual Statistics
In Conference games**

TOTAL OFFENSE TDS

#	Player	G	Rush	Pass	Total
1	Howard, Will - OSU	8	99	1890	25
2	Gabriel, Dillon - Oregon	8	129	2152	20
3	Moss, Miller - USC	7	-17	1948	18
4	Rourke, Kurtis - IND	7	-64	1772	17
5	Altmyer, Luke - Illini	8	205	1726	17
6	Johnson, Kaleb - Iowa	8	1013	0	15
7	Brosmer, Max - MINN	8	-21	1799	15
8	Edwards Jr., Billy - MD	8	92	1979	13
9	Kaliakmanis, Athan - RU	8	157	1656	13
10	Garbers, Ethan - UCLA	8	138	1885	13

RUSHING (Minimum 10 Rushing Attempts/Game, Games Played Pct. 75%)

#	Player	G	Att.	Yds	Avg.	TD	Lg	Avg/g
1	Johnson, Kaleb - Iowa	8	162	1013	6.25	15	75	126.63
2	Marks, Woody - USC	9	163	929	5.70	6	65	103.22
3	Monangai, Kyle - RU	7	153	693	4.53	7	40	99.00
4	James, Jordan - Oregon	8	147	784	5.33	8	41	98.00
5	Walker, Tawee - Wisc	8	150	736	4.91	9	55	92.00
6	Coleman, Jonah - UW	8	132	702	5.32	6	46	87.75
7	Mullings, Kaleb - Mich	8	117	562	4.80	9	63	70.25
8	Taylor, Darius - MINN	8	128	542	4.23	6	51	67.75
9	Ellison, Justice - IND	8	109	505	4.63	6	43	63.13
10	Allen, Kaytron - PSU	8	111	477	4.30	5	24	59.63

YARDS PER RUSH (Minimum 10 Rushing Attempts/Game, Games Played Pct. 75%)

#	Player	G	Att.	Yds	Avg.	TD	Lg	Avg/g
1	Johnson, Kaleb - Iowa	8	162	1013	6.25	15	75	126.63
2	Marks, Woody - USC	9	163	929	5.70	6	65	103.22
3	James, Jordan - Oregon	8	147	784	5.33	8	41	98.00
4	Coleman, Jonah - UW	8	132	702	5.32	6	46	87.75
5	Walker, Tawee - Wisc	8	150	736	4.91	9	55	92.00
6	Edwards, Donovan - Mich	8	88	428	4.86	3	41	53.50
7	Mullings, Kaleb - Mich	8	117	562	4.80	9	63	70.25
8	McCray, Josh - Illini	8	80	382	4.78	7	42	47.75
9	Lawton, Ty Son - IND	8	92	436	4.74	6	29	54.50
10	Singleton, Nicholas - PSU	7	71	332	4.68	3	18	47.43

RUSH ATTEMPTS (Minimum 10 Rushing Attempts/Game)

#	Player	G	Att.	Yds	Avg.	TD	Lg	Avg/g
1	Marks, Woody - USC	9	163	929	5.70	6	65	103.22
2	Johnson, Kaleb - Iowa	8	162	1013	6.25	15	75	126.63
3	Monangai, Kyle - RU	7	153	693	4.53	7	40	99.00
4	Walker, Tawee - Wisc	8	150	736	4.91	9	55	92.00
5	James, Jordan - Oregon	8	147	784	5.33	8	41	98.00
6	Coleman, Jonah - UW	8	132	702	5.32	6	46	87.75
7	Taylor, Darius - MINN	8	128	542	4.23	6	51	67.75
8	Mullings, Kaleb - Mich	8	117	562	4.80	9	63	70.25
9	Allen, Kaytron - PSU	8	111	477	4.30	5	24	59.63
10	Ellison, Justice - IND	8	109	505	4.63	6	43	63.13

RUSH YARDS (Minimum 10 Rushing Attempts/Game)

#	Player	G	Att.	Yds	Avg.	TD	Lg	Avg/g
1	Johnson, Kaleb - Iowa	8	162	1013	6.25	15	75	126.63
2	Marks, Woody - USC	9	163	929	5.70	6	65	103.22
3	James, Jordan - Oregon	8	147	784	5.33	8	41	98.00
4	Walker, Tawee - Wisc	8	150	736	4.91	9	55	92.00
5	Coleman, Jonah - UW	8	132	702	5.32	6	46	87.75
6	Monangai, Kyle - RU	7	153	693	4.53	7	40	99.00
7	Mullings, Kaleb - Mich	8	117	562	4.80	9	63	70.25
8	Taylor, Darius - MINN	8	128	542	4.23	6	51	67.75
9	Ellison, Justice - IND	8	109	505	4.63	6	43	63.13
10	Allen, Kaytron - PSU	8	111	477	4.30	5	24	59.63

RUSHING TDS (Minimum 10 Rushing Attempts/Game)

#	Player	G	Att.	Yds	Avg.	TD	Lg	Avg/g
1	Johnson, Kaleb - Iowa	8	162	1013	6.25	15	75	126.63
2	Mullings, Kaleb - Mich	8	117	562	4.80	9	63	70.25
3	Walker, Tawee - Wisc	8	150	736	4.91	9	55	92.00
4	Dowdell, Dante - Nebr	8	99	380	3.84	8	20	47.50
5	James, Jordan - Oregon	8	147	784	5.33	8	41	98.00
6	McCray, Josh - Illini	8	80	382	4.78	7	42	47.75
7	Monangai, Kyle - RU	7	153	693	4.53	7	40	99.00
8	Marks, Woody - USC	9	163	929	5.70	6	65	103.22
9	Coleman, Jonah - UW	8	132	702	5.32	6	46	87.75
10	Lawton, Ty Son - IND	8	92	436	4.74	6	29	54.50

PASSING Avg/GAME (Minimum Games Played Pct. 75%)

#	Player	G	Comp-att-int	Yds	TD	Avg/g
1	Moss, Miller - USC	7	185-296-9	1948	16	278.29
2	Gabriel, Dillon - Oregon	8	180-257-6	2152	16	269.00
3	Rourke, Kurtis - IND	7	133-195-4	1772	17	253.14
4	Edwards Jr., Billy - MD	8	197-318-8	1979	9	247.38
5	Howard, Will - OSU	8	157-207-5	1890	20	236.25
6	Garbers, Ethan - UCLA	8	168-249-8	1885	12	235.63
7	Brosmer, Max - MINN	8	180-271-4	1799	12	224.88
8	Allar, Drew - PSU	8	146-201-4	1768	9	221.00
9	Chiles, Aidan - MSU	8	140-222-6	1737	11	217.13
10	Raiola, Dylan - Nebr	8	172-268-9	1735	7	216.88

PASSING YARDS

#	Player	G	Comp-att-int	Yds	TD	Avg/g
1	Gabriel, Dillon - Oregon	8	180-257-6	2152	16	269.00
2	Edwards Jr., Billy - MD	8	197-318-8	1979	9	247.38
3	Moss, Miller - USC	7	185-296-9	1948	16	278.29
4	Howard, Will - OSU	8	157-207-5	1890	20	236.25
5	Garbers, Ethan - UCLA	8	168-249-8	1885	12	235.63
6	Brosmer, Max - MINN	8	180-271-4	1799	12	224.88
7	Rourke, Kurtis - IND	7	133-195-4	1772	17	253.14
8	Allar, Drew - PSU	8	146-201-4	1768	9	221.00
9	Chiles, Aidan - MSU	8	140-222-6	1737	11	217.13
10	Raiola, Dylan - Nebr	8	172-268-9	1735	7	216.88



**2024-25 Big Ten Football
Extended Individual Statistics
In Conference games**

PASS EFFICIENCY (Minimum 15 Total Passes/Game, Games Played Pct. 75%)

#	Player	G	Comp-att-int	Yds	TD	Eff
1	Howard, Will - OSU	8	157-207-5	1890	20	179.59
2	Rourke, Kurtis - IND	7	133-195-4	1772	17	169.20
3	Allar, Drew - PSU	8	146-201-4	1768	9	157.32
4	Gabriel, Dillon - Oregon	8	180-257-6	2152	16	156.25
5	Garbers, Ethan - UCLA	8	168-249-8	1885	12	140.54
6	Chiles, Aidan - MSU	8	140-222-6	1737	11	139.73
7	Altmyer, Luke - Illini	8	134-230-3	1726	14	138.78
8	Rogers, Will - UW	8	156-228-7	1633	8	134.02
9	Brosmer, Max - MINN	8	180-271-4	1799	12	133.84
10	Moss, Miller - USC	7	185-296-9	1948	16	129.54

PASS YDS/COMP. (Minimum 15 Total Passes/Game, Games Played Pct. 75%)

#	Player	G	Comp-att-int	Yds	TD	Avg/c
1	Rourke, Kurtis - IND	7	133-195-4	1772	17	13.32
2	Altmyer, Luke - Illini	8	134-230-3	1726	14	12.88
3	Chiles, Aidan - MSU	8	140-222-6	1737	11	12.41
4	Locke, Braedyn - Wisc	8	136-238-10	1681	11	12.36
5	Allar, Drew - PSU	8	146-201-4	1768	9	12.11
6	Howard, Will - OSU	8	157-207-5	1890	20	12.04
7	Card, Hudson - Purdue	6	96-169-3	1153	3	12.01
8	Gabriel, Dillon - Oregon	8	180-257-6	2152	16	11.96
9	Kaliakmanis, Athan - RU	8	141-269-5	1656	10	11.74
10	Garbers, Ethan - UCLA	8	168-249-8	1885	12	11.22

PASS YDS/ATT (Minimum 15 Total Passes/Game, Games Played Pct. 75%)

#	Player	G	Comp-att-int	Yds	TD	Avg/a
1	Howard, Will - OSU	8	157-207-5	1890	20	9.13
2	Rourke, Kurtis - IND	7	133-195-4	1772	17	9.09
3	Allar, Drew - PSU	8	146-201-4	1768	9	8.80
4	Gabriel, Dillon - Oregon	8	180-257-6	2152	16	8.37
5	Chiles, Aidan - MSU	8	140-222-6	1737	11	7.82
6	Garbers, Ethan - UCLA	8	168-249-8	1885	12	7.57
7	Altmyer, Luke - Illini	8	134-230-3	1726	14	7.50
8	Rogers, Will - UW	8	156-228-7	1633	8	7.16
9	Locke, Braedyn - Wisc	8	136-238-10	1681	11	7.06
10	Card, Hudson - Purdue	6	96-169-3	1153	3	6.82

PASS COMP. PCT (Minimum 15 Total Passes/Game, Games Played Pct. 75%)

#	Player	G	Comp-att-int	Yds	TD	Pct.
1	Howard, Will - OSU	8	157-207-5	1890	20	75.85
2	Allar, Drew - PSU	8	146-201-4	1768	9	72.64
3	Gabriel, Dillon - Oregon	8	180-257-6	2152	16	70.04
4	Rogers, Will - UW	8	156-228-7	1633	8	68.42
5	Rourke, Kurtis - IND	7	133-195-4	1772	17	68.21
6	Garbers, Ethan - UCLA	8	168-249-8	1885	12	67.47
7	Brosmer, Max - MINN	8	180-271-4	1799	12	66.42
8	Raiola, Dylan - Nebr	8	172-268-9	1735	7	64.18
9	Chiles, Aidan - MSU	8	140-222-6	1737	11	63.06
10	Moss, Miller - USC	7	185-296-9	1948	16	62.50

PASS ATTEMPTS

#	Player	G	Comp-att-int	Yds	TD	Avg/g
1	Edwards Jr., Billy - MD	8	197-318-8	1979	9	247.38
2	Moss, Miller - USC	7	185-296-9	1948	16	278.29
3	Brosmer, Max - MINN	8	180-271-4	1799	12	224.88
4	Kaliakmanis, Athan - RU	8	141-269-5	1656	10	207.00
5	Raiola, Dylan - Nebr	8	172-268-9	1735	7	216.88
6	Gabriel, Dillon - Oregon	8	180-257-6	2152	16	269.00
7	Garbers, Ethan - UCLA	8	168-249-8	1885	12	235.63
8	Locke, Braedyn - Wisc	8	136-238-10	1681	11	210.13
9	Altmyer, Luke - Illini	8	134-230-3	1726	14	215.75
10	Rogers, Will - UW	8	156-228-7	1633	8	204.13

PASS COMPLETIONS

#	Player	G	Comp-att-int	Yds	TD	Avg/g
1	Edwards Jr., Billy - MD	8	197-318-8	1979	9	247.38
2	Moss, Miller - USC	7	185-296-9	1948	16	278.29
3	Gabriel, Dillon - Oregon	8	180-257-6	2152	16	269.00
4	Brosmer, Max - MINN	8	180-271-4	1799	12	224.88
5	Raiola, Dylan - Nebr	8	172-268-9	1735	7	216.88
6	Garbers, Ethan - UCLA	8	168-249-8	1885	12	235.63
7	Howard, Will - OSU	8	157-207-5	1890	20	236.25
8	Rogers, Will - UW	8	156-228-7	1633	8	204.13
9	Allar, Drew - PSU	8	146-201-4	1768	9	221.00
10	Kaliakmanis, Athan - RU	8	141-269-5	1656	10	207.00

PASSING TDS

#	Player	G	Comp-att-int	Yds	TD	Avg/g
1	Howard, Will - OSU	8	157-207-5	1890	20	236.25
2	Rourke, Kurtis - IND	7	133-195-4	1772	17	253.14
3	Gabriel, Dillon - Oregon	8	180-257-6	2152	16	269.00
4	Moss, Miller - USC	7	185-296-9	1948	16	278.29
5	Altmyer, Luke - Illini	8	134-230-3	1726	14	215.75
6	Brosmer, Max - MINN	8	180-271-4	1799	12	224.88
7	Garbers, Ethan - UCLA	8	168-249-8	1885	12	235.63
8	Chiles, Aidan - MSU	8	140-222-6	1737	11	217.13
9	Locke, Braedyn - Wisc	8	136-238-10	1681	11	210.13
10	Kaliakmanis, Athan - RU	8	141-269-5	1656	10	207.00

PASS INTERCEPTIONS

#	Player	G	Comp-att-int	Yds	TD	Avg/g
1	Locke, Braedyn - Wisc	8	136-238-10	1681	11	210.13
2	Raiola, Dylan - Nebr	8	172-268-9	1735	7	216.88
3	Moss, Miller - USC	7	185-296-9	1948	16	278.29
4	Garbers, Ethan - UCLA	8	168-249-8	1885	12	235.63
5	Edwards Jr., Billy - MD	8	197-318-8	1979	9	247.38
6	Rogers, Will - UW	8	156-228-7	1633	8	204.13
7	Gabriel, Dillon - Oregon	8	180-257-6	2152	16	269.00
8	Lausch, Jack - NU	8	114-217-6	1200	3	150.00
9	Chiles, Aidan - MSU	8	140-222-6	1737	11	217.13
10	Kaliakmanis, Athan - RU	8	141-269-5	1656	10	207.00



**2024-25 Big Ten Football
Extended Individual Statistics
In Conference games**

RECEPTIONS/GAME (Minimum Games Played Pct. 75%)

#	Player	G	No.	Yds	TD	Lg	Yds/g	Rec/g
1	Felton, Tai - MD	8	62	645	5	35	80.63	7.75
2	Warren, Tyler - PSU	8	59	684	3	38	85.50	7.38
3	Jackson, Daniel - MINN	8	57	646	3	37	80.75	7.13
4	Johnson, Tez - Oregon	6	42	459	6	52	76.50	7.00
5	Jackson, Giles - UW	8	44	337	1	39	42.13	5.50
6	Loveland, Colston - Mich	7	37	395	4	36	56.43	5.29
7	Egbuka, Emeka - OSU	8	42	426	8	33	53.25	5.25
8	Boston, Denzel - UW	8	40	598	6	51	74.75	5.00
9	Miller, Dymere - RU	8	40	471	3	45	58.88	5.00
10	Prather, Kaden - MD	8	39	434	1	33	54.25	4.88

RECEPTION TDS

#	Player	G	No.	Yds	TD	Long	Avg/c	Yds/g
1	Egbuka, Emeka - OSU	8	42	426	8	33	10.14	53.25
2	Boston, Denzel - UW	8	40	598	6	51	14.95	74.75
3	Johnson, Tez - Oregon	6	42	459	6	52	10.93	76.50
4	Robinson, Duce - USC	9	18	284	5	48	15.78	31.56
5	Sarratt, Elijah - IND	8	30	529	5	36	17.63	66.13
6	Felton, Tai - MD	8	62	645	5	35	10.40	80.63
7	Bryant, Pat - Illini	8	35	679	5	64	19.40	84.88
8	Lane, Ja'Kobi - USC	9	28	306	5	32	10.93	34.00
9	Smith, Jeremiah - OSU	8	38	618	5	68	16.26	77.25
10	Stewart, Evan - Oregon	8	36	456	4	69	12.67	57.00

RECEIVE YDS/GAME (Minimum Games Played Pct. 75%)

#	Player	G	No.	Yds	TD	Long	Avg/c	Yds/g
1	Warren, Tyler - PSU	8	59	684	3	38	11.59	85.50
2	Bryant, Pat - Illini	8	35	679	5	64	19.40	84.88
3	Jackson, Daniel - MINN	8	57	646	3	37	11.33	80.75
4	Felton, Tai - MD	8	62	645	5	35	10.40	80.63
5	Smith, Jeremiah - OSU	8	38	618	5	68	16.26	77.25
6	Johnson, Tez - Oregon	6	42	459	6	52	10.93	76.50
7	Boston, Denzel - UW	8	40	598	6	51	14.95	74.75
8	Marsh, Nick - MSU	8	36	598	3	77	16.61	74.75
9	Kirtz, Bryce - NU	6	26	435	0	55	16.73	72.50
10	Anthony II, Vinny - Wisc	8	31	563	3	63	18.16	70.38

YARDS PER CATCH (Minimum 2 Receptions/Game, Games Played Pct. 75%)

#	Player	G	No.	Yds	TD	Long	Avg/c	Yds/g
1	Cooper Jr., Omar - IND	8	16	340	4	42	21.25	42.50
2	Bryant, Pat - Illini	8	35	679	5	64	19.40	84.88
3	Anthony II, Vinny - Wisc	8	31	563	3	63	18.16	70.38
4	Sarratt, Elijah - IND	8	30	529	5	36	17.63	66.13
5	Duff, KJ - RU	8	18	316	0	59	17.56	39.50
6	Kirtz, Bryce - NU	6	26	435	0	55	16.73	72.50
7	Marsh, Nick - MSU	8	36	598	3	77	16.61	74.75
8	Smith, Jeremiah - OSU	8	38	618	5	68	16.26	77.25
9	Wallace III, Harrison - PSU	8	27	433	1	46	16.04	54.13
10	Edrine, Jahmal - Purdue	7	18	288	2	53	16.00	41.14

RECEPTIONS

#	Player	G	No.	Yds	TD	Long	Avg/c	Yds/g
1	Felton, Tai - MD	8	62	645	5	35	10.40	80.63
2	Warren, Tyler - PSU	8	59	684	3	38	11.59	85.50
3	Jackson, Daniel - MINN	8	57	646	3	37	11.33	80.75
4	Jackson, Giles - UW	8	44	337	1	39	7.66	42.13
5	Egbuka, Emeka - OSU	8	42	426	8	33	10.14	53.25
6	Johnson, Tez - Oregon	6	42	459	6	52	10.93	76.50
7	Marks, Woody - USC	9	41	275	0	33	6.71	30.56
8	Boston, Denzel - UW	8	40	598	6	51	14.95	74.75
9	Miller, Dymere - RU	8	40	471	3	45	11.78	58.88
10	Prather, Kaden - MD	8	39	434	1	33	11.13	54.25

RECEPTION YARDS

#	Player	G	No.	Yds	TD	Long	Avg/c	Yds/g
1	Warren, Tyler - PSU	8	59	684	3	38	11.59	85.50
2	Bryant, Pat - Illini	8	35	679	5	64	19.40	84.88
3	Jackson, Daniel - MINN	8	57	646	3	37	11.33	80.75
4	Felton, Tai - MD	8	62	645	5	35	10.40	80.63
5	Smith, Jeremiah - OSU	8	38	618	5	68	16.26	77.25
6	Boston, Denzel - UW	8	40	598	6	51	14.95	74.75
7	Marsh, Nick - MSU	8	36	598	3	77	16.61	74.75
8	Anthony II, Vinny - Wisc	8	31	563	3	63	18.16	70.38
9	Sarratt, Elijah - IND	8	30	529	5	36	17.63	66.13
10	Klare, Max - Purdue	8	36	496	2	62	13.78	62.00

PUNTING (Minimum 3.6 Punts/Game, Games Played Pct. 75%)

#	Player	G	No.	Yds	Lg	120	50+	TB	Avg.
1	Eckley, Ryan - MSU	8	31	1494	61	4	16	3	48.19
2	Dakin, Rhys - Iowa	8	33	1534	61	17	12	3	46.48
3	Bertrams, Atticus - Wisc	8	37	1708	74	14	11	3	46.16
4	Buschini, Brian - Nebr	8	30	1371	69	10	11	2	45.70
5	McFerson, Bryce - MD	8	32	1457	63	11	13	2	45.53
6	Crimmins, Keelan - Purdue	8	38	1684	58	8	9	1	44.32
7	Doman, Tommy - Mich	8	37	1602	58	12	9	3	43.30
8	Crawford, Mark - MINN	8	35	1497	56	13	4	1	42.77
9	Anderson, Jakob - RU	8	37	1558	61	11	4	3	42.11

PATS KICKS MADE

#	Player	G	Made	Att.	Pct.
1	Radicic, Nicolas - IND	8	38	38	100.00
2	Fielding, Jayden - OSU	8	34	34	100.00
3	Lantz, Michael - USC	9	31	31	100.00
4	Stevens, Drew - Iowa	8	26	26	100.00
5	Barker, Ryan - PSU	8	26	27	96.30
6	Vakos, Nathaniel - Wisc	8	24	24	100.00
7	Kesich, Dragan - MINN	8	21	22	95.45
8	Sappington, Atticus - Oregon	8	20	21	95.24
9	Hohl, John - Nebr	8	19	20	95.00
10	Olano, David - Illini	8	19	20	95.00



**2024-25 Big Ten Football
Extended Individual Statistics
In Conference games**

NUMBER OF PUNTS

#	Player	G	No.	Yds	Lg	120	50+	TB	Avg.
1	Crimmins, Keelan - Purdue	8	38	1684	58	8	9	1	44.32
2	Bertrams, Atticus - Wisc	8	37	1708	74	14	11	3	46.16
3	Doman, Tommy - Mich	8	37	1602	58	12	9	3	43.30
4	Anderson, Jakob - RU	8	37	1558	61	11	4	3	42.11
5	Crawford, Mark - MINN	8	35	1497	56	13	4	1	42.77
6	Dakin, Rhys - Iowa	8	33	1534	61	17	12	3	46.48
7	McFerson, Bryce - MD	8	32	1457	63	11	13	2	45.53
8	Czaplicki, Eddie - USC	9	32	1554	62	20	16	0	48.56
9	Eckley, Ryan - MSU	8	31	1494	61	4	16	3	48.19
10	Buschini, Brian - Nebr	8	30	1371	69	10	11	2	45.70

YARDS PUNTED

#	Player	G	No.	Yds	Lg	120	50+	TB	Avg.
1	Bertrams, Atticus - Wisc	8	37	1708	74	14	11	3	46.16
2	Crimmins, Keelan - Purdue	8	38	1684	58	8	9	1	44.32
3	Doman, Tommy - Mich	8	37	1602	58	12	9	3	43.30
4	Anderson, Jakob - RU	8	37	1558	61	11	4	3	42.11
5	Czaplicki, Eddie - USC	9	32	1554	62	20	16	0	48.56
6	Dakin, Rhys - Iowa	8	33	1534	61	17	12	3	46.48
7	Crawford, Mark - MINN	8	35	1497	56	13	4	1	42.77
8	Eckley, Ryan - MSU	8	31	1494	61	4	16	3	48.19
9	McFerson, Bryce - MD	8	32	1457	63	11	13	2	45.53
10	Buschini, Brian - Nebr	8	30	1371	69	10	11	2	45.70

PAT KICKING PCT (Minimum Games Played Pct. 75%)

#	Player	G	Made	Att.	Pct.
1	Stevens, Drew - Iowa	8	26	26	100.00
2	Gross, Grady - UW	8	16	16	100.00
3	Freehill, Ben - Purdue	8	3	3	100.00
4	Lantz, Michael - USC	9	31	31	100.00
5	Akers, Luke - NU	8	9	9	100.00
6	Boyle, Andrew - Oregon	6	8	8	100.00
7	Howes, Jack - MD	8	17	17	100.00
8	Fielding, Jayden - OSU	8	34	34	100.00
9	Bhaghani, Mateen - UCLA	9	16	16	100.00
10	Vakos, Nathaniel - Wisc	8	24	24	100.00

FIELD GOALS (Minimum Games Played Pct. 75%)

#	Player	G	Made	Att.	Long	Pct.	FG/G.
1	Kesich, Dragan - MINN	8	13	15	51	86.67	1.63
2	Kim, Jonathan - MSU	8	13	15	55	86.67	1.63
3	Bhaghani, Mateen - UCLA	9	14	18	57	77.78	1.56
4	Stevens, Drew - Iowa	8	12	15	54	80.00	1.50
5	Gross, Grady - UW	8	11	19	45	57.89	1.38
6	Barker, Ryan - PSU	8	10	11	45	90.91	1.25
7	Olano, David - Illini	8	10	12	49	83.33	1.25
8	Zvada, Dominic - Mich	8	10	11	56	90.91	1.25
9	Porath, Spencer - Purdue	6	7	11	45	63.64	1.17
10	Sappington, Atticus - Oregon	8	9	10	42	90.00	1.13

FIELD GOAL PCT (Minimum Games Played Pct. 75%)

#	Player	G	Made	Att.	Long	Pct.
1	Radicic, Nicolas - IND	8	6	6	41	100.00
2	Barker, Ryan - PSU	8	10	11	45	90.91
3	Zvada, Dominic - Mich	8	10	11	56	90.91
4	Sappington, Atticus - Oregon	8	9	10	42	90.00
5	Fielding, Jayden - OSU	8	7	8	46	87.50
6	Kim, Jonathan - MSU	8	13	15	55	86.67
7	Kesich, Dragan - MINN	8	13	15	51	86.67
8	Olano, David - Illini	8	10	12	49	83.33
9	Stevens, Drew - Iowa	8	12	15	54	80.00
10	Bhaghani, Mateen - UCLA	9	14	18	57	77.78

FIELD GOALS ATTEMPTED

#	Player	G	Made	Att.	Long	Pct.
1	Gross, Grady - UW	8	11	19	45	57.89
2	Bhaghani, Mateen - UCLA	9	14	18	57	77.78
3	Kim, Jonathan - MSU	8	13	15	55	86.67
4	Kesich, Dragan - MINN	8	13	15	51	86.67
5	Lantz, Michael - USC	9	10	15	54	66.67
6	Stevens, Drew - Iowa	8	12	15	54	80.00
7	Hohl, John - Nebr	8	9	13	54	69.23
8	Olano, David - Illini	8	10	12	49	83.33
9	Akers, Luke - NU	8	8	11	43	72.73
10	Zvada, Dominic - Mich	8	10	11	56	90.91



**2024-25 Big Ten Football
Extended Individual Statistics
In Conference games**

PAT KICKING ATTEMPTS

#	Player	G	Made	Att.	Pct.
1	Radacic, Nicolas - IND	8	38	38	100.00
2	Fielding, Jayden - OSU	8	34	34	100.00
3	Lantz, Michael - USC	9	31	31	100.00
4	Barker, Ryan - PSU	8	26	27	96.30
5	Stevens, Drew - Iowa	8	26	26	100.00
6	Vakos, Nathaniel - Wisc	8	24	24	100.00
7	Kesich, Dragan - MINN	8	21	22	95.45
8	Sappington, Atticus - Oregon	8	20	21	95.24
9	Hohl, John - Nebr	8	19	20	95.00
10	Olano, David - Illini	8	19	20	95.00

FIELD GOALS MADE

#	Player	G	Made	Att.	Long	Pct.
1	Bhaghani, Mateen - UCLA	9	14	18	57	77.78
2	Kim, Jonathan - MSU	8	13	15	55	86.67
3	Kesich, Dragan - MINN	8	13	15	51	86.67
4	Stevens, Drew - Iowa	8	12	15	54	80.00
5	Gross, Grady - UW	8	11	19	45	57.89
6	Zvada, Dominic - Mich	8	10	11	56	90.91
7	Lantz, Michael - USC	9	10	15	54	66.67
8	Olano, David - Illini	8	10	12	49	83.33
9	Barker, Ryan - PSU	8	10	11	45	90.91
10	Sappington, Atticus - Oregon	8	9	10	42	90.00

PUNT RETURN AVG (Minimum Games Played Pct. 75%)

#	Player	G	No.	Yds	TD	Long	Avg/g
1	Williams, Ke'Shawn - IND	8	1	22	0	22	22.00
2	Downs, Caleb - OSU	8	5	102	1	79	20.40
3	Kirtz, Bryce - NU	6	2	36	0	23	18.00

KICK RETURN AVG (Minimum Games Played Pct. 75%)

#	Player	G	No.	Yds	TD	Long	Avg/g
1	Anthony II, Vinny - Wisc	8	8	254	0	74	31.75
2	Lemon, Makai - USC	8	11	343	0	80	31.18
3	Taylor, Joe - Mich	8	1	29	0	29	29.00

PUNT RETURNS (Minimum 1.2 Punt Returns/Game)

#	Player	G	No.	Yds	TD	Long	Avg/g
1	Price, Myles - IND	8	14	220	0	65	15.71
2	Wetjen, Kaden - Iowa	8	14	207	1	85	14.79
3	Beatty, Hank - Illini	8	14	230	0	59	16.43
4	Tracy, Zion - PSU	8	12	64	0	14	5.33
5	Perich, Koi - MINN	8	10	118	0	60	11.80
6	Henry, Tyrell - Wisc	2	3	17	0	9	5.67
7	Bryant Jr., Gary - Oregon	2	3	13	0	12	4.33

KICK RETURNS (Minimum 1.2 Total Kick Returns/Game)

#	Player	G	No.	Yds	TD	Long	Avg/g
1	Wetjen, Kaden - Iowa	8	18	433	0	39	24.06
2	Himon II, Joseph - NU	8	17	403	0	96	23.71
3	Perich, Koi - MINN	8	13	248	0	27	19.08
4	Lemon, Makai - USC	8	11	343	0	80	31.18
5	Jones, Keegan - UCLA	9	11	217	0	30	19.73
6	Reynolds, Keith - UW	8	10	227	0	50	22.70
7	Marshall, Jordan - Mich	2	5	163	0	63	32.60

PUNT RETURN YARDS

#	Player	G	No.	Yds	TD	Long	Avg/g
1	Beatty, Hank - Illini	8	14	230	0	59	16.43
2	Price, Myles - IND	8	14	220	0	65	15.71
3	Wetjen, Kaden - Iowa	8	14	207	1	85	14.79
4	Perich, Koi - MINN	8	10	118	0	60	11.80
5	Downs, Caleb - OSU	8	5	102	1	79	20.40
6	Wagner, Drew - NU	4	2	71	1	72	35.50
7	Henning, A.J. - NU	8	5	67	0	27	13.40
8	Tracy, Zion - PSU	8	12	64	0	14	5.33
9	Boston, Denzel - UW	8	7	61	0	25	8.71
10	Morgan, Semaj - Mich	6	6	60	0	19	10.00

KICK RETURN YARDS

#	Player	G	No.	Yds	TD	Long	Avg/g
1	Wetjen, Kaden - Iowa	8	18	433	0	39	24.06
2	Himon II, Joseph - NU	8	17	403	0	96	23.71
3	Lemon, Makai - USC	8	11	343	0	80	31.18
4	Anthony II, Vinny - Wisc	8	8	254	0	74	31.75
5	Perich, Koi - MINN	8	13	248	0	27	19.08
6	Reynolds, Keith - UW	8	10	227	0	50	22.70
7	Jones, Keegan - UCLA	9	11	217	0	30	19.73
8	Singleton, Nicholas - PSU	7	8	163	0	25	20.38
9	Marshall, Jordan - Mich	2	5	163	0	63	32.60
10	Wilcher, Kenari - Illini	8	7	141	0	27	20.14

PUNT RETURN TDS

#	Player	G	No.	Yds	TD	Long	Avg/g
1	Downs, Caleb - OSU	8	5	102	1	79	20.40
2	Wagner, Drew - NU	4	2	71	1	72	35.50
3	Wetjen, Kaden - Iowa	8	14	207	1	85	14.79

KICK RETURN TDS

#	Player	G	No.	Yds	TD	Long	Avg/g
---	--------	---	-----	-----	----	------	-------

INTERCEPTIONS (Minimum Games Played Pct. 75%)

#	Player	G	No.	Yds	TD	Long	Avg/g
1	Perich, Koi - MINN	8	4	47	0	45	0.50
2	Breedlove, Kyndrich - Purdue	8	3	0	0	0	0.38
3	Schulte, Quinn - Iowa	8	3	23	0	15	0.38
4	Ferrell, Amare - IND	8	3	15	0	15	0.38
5	Bruener, Carson - UW	8	3	55	0	24	0.38
6	Higgins, Jay - Iowa	8	3	10	0	10	0.38
7	Johnson, Tysheem - Oregon	8	3	3	0	9	0.38
8	Reed, Jaylen - PSU	8	3	50	1	22	0.38
9	Brantley, Charles - MSU	6	2	1	0	1	0.33
10	Hartzog Jr., Malcolm - Nebr	7	2	60	0	34	0.29

INTERCEPTION RETURNS

#	Player	G	No.	Yds	TD	Long	Yds/i
1	Perich, Koi - MINN	8	4	47	0	45	11.75
2	Higgins, Jay - Iowa	8	3	10	0	10	3.33
3	Reed, Jaylen - PSU	8	3	50	1	22	16.67
4	Johnson, Tysheem - Oregon	8	3	3	0	9	1.00
5	Breedlove, Kyndrich - Purdue	8	3	0	0	0	0.00
6	Ferrell, Amare - IND	8	3	15	0	15	5.00
7	Schulte, Quinn - Iowa	8	3	23	0	15	7.67
8	Bruener, Carson - UW	8	3	55	0	24	18.33
9	Zachman, Preston - Wisc	8	2	8	0	8	4.00
10	Turner, Jordan - MSU	8	2	36	0	36	18.00



2024-25 Big Ten Football
Extended Individual Statistics
In Conference games

INTERCEPTION RET YARDS

#	Player	G	No.	Yds	TD	Long	Yds/i
1	Addison, Bryan - UCLA	9	2	106	1	96	53.00
2	Johnson, Theran - NU	7	1	85	1	85	85.00
3	Asbury II, Shawn - IND	8	1	78	0	78	78.00
4	Ponds, D'Angelo - IND	8	2	67	1	67	33.50
5	Hartzog Jr., Malcolm - Nebr	7	2	60	0	34	30.00
6	Bruener, Carson - UW	8	3	55	0	24	18.33
7	Cobb, Mason - USC	9	1	55	1	55	55.00
8	Scruggs, Lavain - MD	8	1	51	0	51	51.00
9	Reed, Jaylen - PSU	8	3	50	1	22	16.67
10	Medrano, Kain - UCLA	9	2	49	1	38	24.50

INTERCEPTION RETURN TDS

#	Player	G	No.	Yds	TD	Long	Yds/i
1	Addison, Bryan - UCLA	9	2	106	1	96	53.00
2	Cobb, Mason - USC	9	1	55	1	55	55.00
3	Wright, Ceyair - Nebr	8	2	45	1	45	22.50
4	Reed, Jaylen - PSU	8	3	50	1	22	16.67
5	Walley, Justin - MINN	6	1	32	1	32	32.00
6	Bullock, John - Nebr	8	1	35	1	35	35.00
7	Johnson, Theran - NU	7	1	85	1	85	85.00
8	Johnson, Will - Mich	3	1	42	1	42	42.00
9	Ponds, D'Angelo - IND	8	2	67	1	67	33.50
10	Medrano, Kain - UCLA	9	2	49	1	38	24.50



**2024-25 Big Ten Football
Extended Individual Statistics
In Conference games**

TACKLES (All positions) (Minimum Games Played Pct. 75%)

#	Player	G	Pos	Solo	Ast	Total	Avg/g
1	Schwesinger, Carson - UCLA	9	LB	65	37	102	11.33
2	Higgins, Jay - Iowa	8	LB	34	47	81	10.13
3	Lindenberg, Cody - MINN	8	LB	36	38	74	9.25
4	Fisher, Aiden - IND	8	LB	32	41	73	9.13
5	Bruener, Carson - UW	8	LB	35	36	71	8.88
6	Djabome, Dariel - RU	8	LB	38	33	71	8.88
7	Thieneman, Dillon - Purdue	8	DB	49	21	70	8.75
8	Mascarenas-Arnold, Easton - USC	9	LB	43	32	75	8.33
9	Rosiek, Dylan - Illini	6	LB	20	29	49	8.17
10	Uihlein, Mac - NU	8	LB	38	25	63	7.88
11	Jackson, Nick - Iowa	8	LB	30	33	63	7.88
12	Hausmann, Ernest - Mich	8	LB	39	21	60	7.50
13	Simon, Cody - OSU	8	LB	28	30	58	7.25
14	Bailey, Matthew - Illini	8	DB	28	28	56	7.00
15	Cobb, Mason - USC	9	LB	27	34	61	6.78
16	Styles, Sonny - OSU	8	LB	27	27	54	6.75
17	Wohler, Hunter - Wisc	7	S	33	13	46	6.57
18	Baranowski, Maverick - MINN	6	LB	10	29	39	6.50
19	Walker, Jailin - IND	8	LB	24	27	51	6.38
20	Tuputala, Alphonzo - UW	8	LB	29	22	51	6.38
21	Loyal, Shaquan - RU	8	DB	31	20	51	6.38
22	Alliegro, Christian - Wisc	8	LB	34	17	51	6.38
23	Jenkins, Kydran - Purdue	8	LB	30	21	51	6.38
24	Powell, Tyreem - RU	7	LB	21	22	43	6.14
25	Brown, Kerry - MINN	7	DB	23	20	43	6.14
26	Jacas, Gabe - Illini	8	LB	24	25	49	6.13
27	Singleton, DeShon - Nebr	8	DB	32	16	48	6.00
28	Dixon, Flip - RU	8	DB	24	24	48	6.00
29	King, Kobe - PSU	8	LB	27	21	48	6.00
30	Trader Jr., Dante - MD	6	DB	21	15	36	6.00
31	Gifford, Isaac - Nebr	8	DB	21	27	48	6.00
32	Reed, Jaylen - PSU	8	S	31	17	48	6.00
33	Wheatley, Zakee - PSU	8	S	34	14	48	6.00
34	Medrano, Kain - UCLA	9	LB	33	19	52	5.78
35	Barham, Jaishawn - Mich	8	LB	29	17	46	5.75
36	Hyppolite II, Ruben - MD	8	LB	23	23	46	5.75
37	Spencer, Malik - MSU	6	S	23	11	34	5.67
38	Chaney, Jake - Wisc	8	LB	20	25	45	5.63
39	Brown, Austin - Wisc	8	S	25	20	45	5.63
40	Turner, Jordan - MSU	8	LB	21	24	45	5.63
41	Oladejo, Oluwafemi - UCLA	9	LB	28	22	50	5.56
42	Bullock, John - Nebr	8	LB	24	20	44	5.50
43	Boettcher, Bryce - Oregon	8	LB	28	16	44	5.50
44	Asbury II, Shawn - IND	8	DB	18	26	44	5.50
45	Smith, Jaylin - USC	8	CB	30	14	44	5.50
46	Zachman, Preston - Wisc	8	S	27	17	44	5.50
47	Downs, Caleb - OSU	8	DB	26	16	42	5.25
48	Ponds, D'Angelo - IND	8	CB	28	14	42	5.25
49	Schulte, Quinn - Iowa	8	DB	24	18	42	5.25
50	Coleman, Seth - Illini	8	LB	20	22	42	5.25

SACKS (Minimum Games Played Pct. 75%)

#	Player	G	Pos	Solo	Ast	Total	Avg/g
1	Stewart, Josaiah - Mich	7	DE	6	1	6.5	0.93
2	Jacas, Gabe - Illini	8	LB	6	2	7	0.88
3	Carter, Abdul - PSU	8	LB	7	0	7	0.88
4	Kamara, Mikail - IND	8	DL	6	1	6.5	0.81
5	Uiagalelei, Matayo - Oregon	8	DE	6	1	6.5	0.81
6	Guy, T.J. - Mich	8	DE	5	1	5.5	0.69
7	Carpenter, James - IND	8	DL	5	0	5	0.63
8	Tuimoloau, JT - OSU	8	DL	2	5	4.5	0.56
9	Joyner, Jah - MINN	8	DL	4	0	4	0.50
10	Robinson, Ty - Nebr	8	DL	4	0	4	0.50

TACKLES FOR LOSS (Minimum 1.25 Total Tackles For Loss/Game, Games Played Pct. 75%)

#	Player	G	Pos	Solo	Ast	Total	Avg/g
1	Carter, Abdul - PSU	8	LB	13	4	15	1.88
2	Oladejo, Oluwafemi - UCLA	9	LB	11	3	12.5	1.39
3	Stewart, Josaiah - Mich	7	DE	8	3	9.5	1.36
4	Kamara, Mikail - IND	8	DL	8	5	10.5	1.31

FUMBLES FORCED (Minimum Games Played Pct. 75%)

#	Player	G	No.	Avg/g
1	Stewart, Josaiah - Mich	7	2	0.29
2	Wyatt, Kellan - MD	7	2	0.29
3	Ransom, Lathan - OSU	7	2	0.29
4	Carter, Abdul - PSU	8	2	0.25
5	Sawyer, Jack - OSU	8	2	0.25
6	Bassa, Jeffrey - Oregon	8	2	0.25
7	Metz, Greyson - NU	8	2	0.25
8	Hancock, Jordan - OSU	8	2	0.25
9	Graves, Aaron - Iowa	8	2	0.25
10	Jacas, Gabe - Illini	8	2	0.25

FUMBLES RECOVERED (Minimum Games Played Pct. 75%)

#	Player	G	No.	Avg/g
1	Kamara, Mikail - IND	8	3	0.38
2	Sawyer, Jack - OSU	8	2	0.25
3	Gbaylor, Mikai - Nebr	8	2	0.25
4	Grant, Kenneth - Mich	8	2	0.25
5	Barten, Ben - Wisc	8	2	0.25
6	Baranowski, Maverick - MINN	6	1	0.17
7	Thompson, Stefon - Nebr	7	1	0.14
8	Charleston, CJ - Mich	7	1	0.14
9	Tuliaupupu, Solomon - USC	7	1	0.14
10	Miller, Glendon - MD	7	1	0.14

PASSES DEFENDED (Minimum Games Played Pct. 75%)

#	Player	G	Brup	Int.	Total	Avg/g
1	Walley, Justin - MINN	6	8	1	9	1.50
2	Ponds, D'Angelo - IND	8	8	2	10	1.25
3	Johnson, Theran - NU	7	7	1	8	1.14
4	Longerbeam, Robert - RU	7	8	0	8	1.14
5	Brantley, Charles - MSU	6	4	2	6	1.00
6	Hill, Jyaire - Mich	7	6	1	7	1.00
7	Berry, Zeke - Mich	8	7	1	8	1.00
8	Moore, Kaylin - UCLA	9	7	1	8	0.89
9	Wright, Ceyair - Nebr	8	5	2	7	0.88
10	Loyal, Shaquan - RU	8	6	1	7	0.88



**2024-25 Big Ten Football
Extended Team Leaders
In Conference games**

SCORING OFFENSE

Team	G	TD	FG	XPT	2XP	DXP	Saf	Pts	Avg/G
Indiana	8	39	6	38	1	0	1	294	36.75
Oregon	8	33	11	28	2	0	0	263	32.88
Ohio St.	8	34	7	34	0	0	0	259	32.38
Penn St.	8	29	10	28	0	0	0	232	29
Iowa	8	27	12	26	0	0	1	226	28.25
Southern California	9	31	10	31	0	0	0	247	27.44
Illinois	8	26	10	19	2	0	1	211	26.38
Minnesota	8	23	13	21	0	1	0	200	25
Wisconsin	8	25	7	24	1	0	1	199	24.88
Michigan	8	22	10	18	1	0	1	184	23
Rutgers	8	22	7	18	1	0	1	175	21.88
Nebraska	8	21	9	19	1	0	0	174	21.75
Washington	8	19	11	16	1	0	0	165	20.63
Maryland	8	21	5	17	2	0	0	162	20.25
UCLA	9	18	14	16	1	0	0	168	18.67
Michigan St.	8	15	13	14	0	0	0	143	17.88
Northwestern	8	13	10	12	0	0	1	122	15.25
Purdue	8	12	9	9	2	0	0	112	14

TOTAL DEFENSE

Team	G	Rush	Pass	Plays	Yards	Avg/P	TD	Avg/G
Ohio St.	8	790	1329	466	2119	4.55	10	264.88
Oregon	8	903	1363	485	2266	4.67	11	283.25
Indiana	8	635	1677	499	2312	4.63	17	289
Penn St.	8	838	1482	481	2320	4.82	11	290
Michigan	8	824	1742	505	2566	5.08	20	320.75
Washington	8	1309	1293	520	2602	5	22	325.25
Iowa	8	1097	1529	511	2626	5.14	16	328.25
UCLA	9	939	2138	556	3077	5.53	30	341.89
Minnesota	8	1092	1674	516	2766	5.36	22	345.75
Wisconsin	8	1373	1460	527	2833	5.38	20	354.13
Nebraska	8	1009	1846	478	2855	5.97	26	356.88
Michigan St.	8	992	1947	498	2939	5.9	31	367.38
Southern California	9	1227	2185	594	3412	5.74	23	379.11
Northwestern	8	1174	1968	546	3142	5.75	28	392.75
Illinois	8	1317	1878	546	3195	5.85	25	399.38
Maryland	8	1136	2078	537	3214	5.99	31	401.75
Rutgers	8	1182	2255	539	3437	6.38	30	429.63
Purdue	8	1360	2313	530	3673	6.93	39	459.13

SCORING DEFENSE

Team	G	TD	FG	XPT	2XP	DXP	Saf	Pts	Avg/G
Ohio St.	8	11	7	7	2	0	0	98	12.25
Oregon	8	12	9	10	1	0	0	111	13.88
Penn St.	8	11	14	10	1	1	0	122	15.25
Indiana	8	18	9	17	0	0	0	152	19
Iowa	8	18	10	16	0	0	0	154	19.25
Michigan	8	20	12	19	1	0	0	177	22.13
Wisconsin	8	22	10	22	0	0	0	184	23
Minnesota	8	22	10	20	0	0	1	184	23
Washington	8	23	9	22	0	0	1	189	23.63
Southern California	9	25	13	20	2	0	0	213	23.67
Nebraska	8	27	5	26	1	0	0	205	25.63
Illinois	8	26	10	21	2	0	0	211	26.38
UCLA	9	30	12	25	1	0	0	243	27
Rutgers	8	30	5	24	2	0	1	225	28.13
Northwestern	8	29	10	29	0	0	3	239	29.88
Michigan St.	8	31	7	28	1	0	1	239	29.88
Maryland	8	34	14	33	1	0	0	281	35.13
Purdue	8	41	8	39	0	0	0	309	38.63

TOTAL OFFENSE PLAYS

Team	G	Rush	Pass	Plays	Yards	Avg/P	TD	Avg/G
Southern California	9	1269	2467	615	3736	6.07	30	415.11
Maryland	8	718	2204	580	2922	5.04	21	365.25
Rutgers	8	1140	1656	560	2796	4.99	22	349.5
UCLA	9	880	2064	548	2944	5.37	16	327.11
Oregon	8	1373	2166	548	3539	6.46	32	442.38
Nebraska	8	909	1797	547	2706	4.95	19	338.25
Washington	8	1018	1907	525	2925	5.57	19	365.63
Indiana	8	1071	1987	515	3058	5.94	38	382.25
Wisconsin	8	1292	1683	509	2975	5.84	25	371.88
Michigan St.	8	787	1842	507	2629	5.19	15	328.63
Illinois	8	1142	1726	507	2868	5.66	26	358.5
Penn St.	8	1352	1937	505	3289	6.51	27	411.13
Minnesota	8	763	1799	499	2562	5.13	22	320.25
Ohio St.	8	1230	1944	497	3174	6.39	32	396.75
Michigan	8	1227	1082	491	2309	4.7	21	288.63
Purdue	8	822	1638	469	2460	5.25	11	307.5
Iowa	8	1620	937	457	2557	5.6	26	319.63
Northwestern	8	584	1321	455	1905	4.19	10	238.13



**2024-25 Big Ten Football
Extended Team Leaders
In Conference games**

TOUCHDOWNS SCORED

Team	G	TD	FG	XPT	2XP	DXP	Saf	Pts	Avg/G
Indiana	8	39	6	38	1	0	1	294	36.75
Ohio St.	8	34	7	34	0	0	0	259	32.38
Oregon	8	33	11	28	2	0	0	263	32.88
Southern California	9	31	10	31	0	0	0	247	27.44
Penn St.	8	29	10	28	0	0	0	232	29
Iowa	8	27	12	26	0	0	1	226	28.25
Illinois	8	26	10	19	2	0	1	211	26.38
Wisconsin	8	25	7	24	1	0	1	199	24.88
Minnesota	8	23	13	21	0	1	0	200	25
Rutgers	8	22	7	18	1	0	1	175	21.88
Michigan	8	22	10	18	1	0	1	184	23
Nebraska	8	21	9	19	1	0	0	174	21.75
Maryland	8	21	5	17	2	0	0	162	20.25
Washington	8	19	11	16	1	0	0	165	20.63
UCLA	9	18	14	16	1	0	0	168	18.67
Michigan St.	8	15	13	14	0	0	0	143	17.88
Northwestern	8	13	10	12	0	0	1	122	15.25
Purdue	8	12	9	9	2	0	0	112	14

TOTAL OFFENSE YARDS

Team	G	Rush	Pass	Plays	Yards	Avg/P	TD	Avg/G
Southern California	9	1269	2467	615	3736	6.07	30	415.11
Oregon	8	1373	2166	548	3539	6.46	32	442.38
Penn St.	8	1352	1937	505	3289	6.51	27	411.13
Ohio St.	8	1230	1944	497	3174	6.39	32	396.75
Indiana	8	1071	1987	515	3058	5.94	38	382.25
Wisconsin	8	1292	1683	509	2975	5.84	25	371.88
UCLA	9	880	2064	548	2944	5.37	16	327.11
Washington	8	1018	1907	525	2925	5.57	19	365.63
Maryland	8	718	2204	580	2922	5.04	21	365.25
Illinois	8	1142	1726	507	2868	5.66	26	358.5
Rutgers	8	1140	1656	560	2796	4.99	22	349.5
Nebraska	8	909	1797	547	2706	4.95	19	338.25
Michigan St.	8	787	1842	507	2629	5.19	15	328.63
Minnesota	8	763	1799	499	2562	5.13	22	320.25
Iowa	8	1620	937	457	2557	5.6	26	319.63
Purdue	8	822	1638	469	2460	5.25	11	307.5
Michigan	8	1227	1082	491	2309	4.7	21	288.63
Northwestern	8	584	1321	455	1905	4.19	10	238.13

PTS SCORED KICKING

Team	G	TD	FG	XPT	2XP	DXP	Saf	Pts	Avg/G
Indiana	8	39	6	38	1	0	1	294	36.75
Oregon	8	33	11	28	2	0	0	263	32.88
Ohio St.	8	34	7	34	0	0	0	259	32.38
Southern California	9	31	10	31	0	0	0	247	27.44
Penn St.	8	29	10	28	0	0	0	232	29
Iowa	8	27	12	26	0	0	1	226	28.25
Illinois	8	26	10	19	2	0	1	211	26.38
Minnesota	8	23	13	21	0	1	0	200	25
Wisconsin	8	25	7	24	1	0	1	199	24.88
Michigan	8	22	10	18	1	0	1	184	23
Rutgers	8	22	7	18	1	0	1	175	21.88
Nebraska	8	21	9	19	1	0	0	174	21.75
UCLA	9	18	14	16	1	0	0	168	18.67
Washington	8	19	11	16	1	0	0	165	20.63
Maryland	8	21	5	17	2	0	0	162	20.25
Michigan St.	8	15	13	14	0	0	0	143	17.88
Northwestern	8	13	10	12	0	0	1	122	15.25
Purdue	8	12	9	9	2	0	0	112	14

TOTAL OFF. AVG/PLAY

Team	G	Rush	Pass	Plays	Yards	Avg/P	TD	Avg/G
Penn St.	8	1352	1937	505	3289	6.51	27	411.13
Oregon	8	1373	2166	548	3539	6.46	32	442.38
Ohio St.	8	1230	1944	497	3174	6.39	32	396.75
Southern California	9	1269	2467	615	3736	6.07	30	415.11
Indiana	8	1071	1987	515	3058	5.94	38	382.25
Wisconsin	8	1292	1683	509	2975	5.84	25	371.88
Illinois	8	1142	1726	507	2868	5.66	26	358.5
Iowa	8	1620	937	457	2557	5.6	26	319.63
Washington	8	1018	1907	525	2925	5.57	19	365.63
UCLA	9	880	2064	548	2944	5.37	16	327.11
Purdue	8	822	1638	469	2460	5.25	11	307.5
Michigan St.	8	787	1842	507	2629	5.19	15	328.63
Minnesota	8	763	1799	499	2562	5.13	22	320.25
Maryland	8	718	2204	580	2922	5.04	21	365.25
Rutgers	8	1140	1656	560	2796	4.99	22	349.5
Nebraska	8	909	1797	547	2706	4.95	19	338.25
Michigan	8	1227	1082	491	2309	4.7	21	288.63
Northwestern	8	584	1321	455	1905	4.19	10	238.13



**2024-25 Big Ten Football
Extended Team Leaders
In Conference games**

TOTAL OFFENSE

Team	G	Rush	Pass	Plays	Yards	Avg/P	TD	Avg/G
Oregon	8	1373	2166	548	3539	6.46	32	442.38
Southern California	9	1269	2467	615	3736	6.07	30	415.11
Penn St.	8	1352	1937	505	3289	6.51	27	411.13
Ohio St.	8	1230	1944	497	3174	6.39	32	396.75
Indiana	8	1071	1987	515	3058	5.94	38	382.25
Wisconsin	8	1292	1683	509	2975	5.84	25	371.88
Washington	8	1018	1907	525	2925	5.57	19	365.63
Maryland	8	718	2204	580	2922	5.04	21	365.25
Illinois	8	1142	1726	507	2868	5.66	26	358.5
Rutgers	8	1140	1656	560	2796	4.99	22	349.5
Nebraska	8	909	1797	547	2706	4.95	19	338.25
Michigan St.	8	787	1842	507	2629	5.19	15	328.63
UCLA	9	880	2064	548	2944	5.37	16	327.11
Minnesota	8	763	1799	499	2562	5.13	22	320.25
Iowa	8	1620	937	457	2557	5.6	26	319.63
Purdue	8	822	1638	469	2460	5.25	11	307.5
Michigan	8	1227	1082	491	2309	4.7	21	288.63
Northwestern	8	584	1321	455	1905	4.19	10	238.13

TOTAL OFFENSE TDS

Team	G	Rush	Pass	Plays	Yards	Avg/P	TD	Avg/G
Indiana	8	1071	1987	515	3058	5.94	38	382.25
Oregon	8	1373	2166	548	3539	6.46	32	442.38
Ohio St.	8	1230	1944	497	3174	6.39	32	396.75
Southern California	9	1269	2467	615	3736	6.07	30	415.11
Penn St.	8	1352	1937	505	3289	6.51	27	411.13
Iowa	8	1620	937	457	2557	5.6	26	319.63
Illinois	8	1142	1726	507	2868	5.66	26	358.5
Wisconsin	8	1292	1683	509	2975	5.84	25	371.88
Rutgers	8	1140	1656	560	2796	4.99	22	349.5
Minnesota	8	763	1799	499	2562	5.13	22	320.25
Michigan	8	1227	1082	491	2309	4.7	21	288.63
Maryland	8	718	2204	580	2922	5.04	21	365.25
Washington	8	1018	1907	525	2925	5.57	19	365.63
Nebraska	8	909	1797	547	2706	4.95	19	338.25
UCLA	9	880	2064	548	2944	5.37	16	327.11
Michigan St.	8	787	1842	507	2629	5.19	15	328.63
Purdue	8	822	1638	469	2460	5.25	11	307.5
Northwestern	8	584	1321	455	1905	4.19	10	238.13

RUSHING OFFENSE

Team	G	Att	Yards	Avg/A	Long	TD	Avg/G
Iowa	8	314	1620	5.16	75	22	202.5
Oregon	8	286	1373	4.8	41	16	171.63
Penn St.	8	279	1352	4.85	78	16	169
Wisconsin	8	270	1292	4.79	55	14	161.5
Ohio St.	8	276	1230	4.46	53	11	153.75
Michigan	8	292	1227	4.2	63	14	153.38
Illinois	8	276	1142	4.14	42	12	142.75
Rutgers	8	291	1140	3.92	40	12	142.5
Southern California	9	247	1269	5.14	75	10	141
Indiana	8	292	1071	3.67	43	18	133.88
Washington	8	256	1018	3.98	46	9	127.25
Nebraska	8	268	909	3.39	38	12	113.63
Purdue	8	237	822	3.47	35	4	102.75
Michigan St.	8	266	787	2.96	34	4	98.38
UCLA	9	264	880	3.33	57	3	97.78
Minnesota	8	226	763	3.38	51	10	95.38
Maryland	8	226	718	3.18	75	8	89.75
Northwestern	8	222	584	2.63	51	7	73

RUSHING TDS

Team	G	Att	Yards	Avg/A	Long	TD	Avg/G
Iowa	8	314	1620	5.16	75	22	202.5
Indiana	8	292	1071	3.67	43	18	133.88
Penn St.	8	279	1352	4.85	78	16	169
Oregon	8	286	1373	4.8	41	16	171.63
Wisconsin	8	270	1292	4.79	55	14	161.5
Michigan	8	292	1227	4.2	63	14	153.38
Rutgers	8	291	1140	3.92	40	12	142.5
Nebraska	8	268	909	3.39	38	12	113.63
Illinois	8	276	1142	4.14	42	12	142.75
Ohio St.	8	276	1230	4.46	53	11	153.75
Southern California	9	247	1269	5.14	75	10	141
Minnesota	8	226	763	3.38	51	10	95.38
Washington	8	256	1018	3.98	46	9	127.25
Maryland	8	226	718	3.18	75	8	89.75
Northwestern	8	222	584	2.63	51	7	73
Purdue	8	237	822	3.47	35	4	102.75
Michigan St.	8	266	787	2.96	34	4	98.38
UCLA	9	264	880	3.33	57	3	97.78



**2024-25 Big Ten Football
Extended Team Leaders
In Conference games**

RUSHING DEFENSE

Team	G	Att	Yards	Avg/A	Long	TD	Avg/G
Indiana	8	233	635	2.73	75	9	79.38
Ohio St.	8	257	790	3.07	38	7	98.75
Michigan	8	251	824	3.28	65	9	103
UCLA	9	276	939	3.4	30	16	104.33
Penn St.	8	249	838	3.37	75	3	104.75
Oregon	8	252	903	3.58	53	5	112.88
Michigan St.	8	239	992	4.15	75	14	124
Nebraska	8	253	1009	3.99	57	6	126.13
Southern California	9	288	1227	4.26	63	15	136.33
Minnesota	8	268	1092	4.07	42	12	136.5
Iowa	8	248	1097	4.42	31	2	137.13
Maryland	8	286	1136	3.97	68	13	142
Northwestern	8	280	1174	4.19	47	18	146.75
Rutgers	8	252	1182	4.69	55	17	147.75
Washington	8	287	1309	4.56	78	12	163.63
Illinois	8	291	1317	4.53	34	11	164.63
Purdue	8	284	1360	4.79	51	20	170
Wisconsin	8	294	1373	4.67	35	13	171.63

PASS EFFICIENCY

Team	G	Comp-Att-Int	Pct.	Yds	Avg/G	TD	Effic
Ohio St.	8	162 - 221 - 5	73.30	1944	243.00	21	174.03
Indiana	8	151 - 223 - 5	67.71	1987	248.38	20	167.67
Penn St.	8	164 - 226 - 4	72.57	1937	242.13	11	157.08
Oregon	8	183 - 262 - 6	69.85	2166	270.75	16	154.86
Illinois	8	134 - 231 - 3	58.01	1726	215.75	14	138.17
UCLA	9	192 - 284 - 8	67.61	2064	229.33	13	138.13
Michigan St.	8	152 - 241 - 6	63.07	1842	230.25	11	137.36
Washington	8	186 - 269 - 7	69.14	1907	238.38	10	135.76
Minnesota	8	180 - 273 - 4	65.93	1799	224.88	12	132.86
Southern California	9	230 - 368 - 10	62.50	2467	274.11	20	131.31
Wisconsin	8	137 - 239 - 10	57.32	1683	210.38	11	123.29
Purdue	8	132 - 232 - 4	56.90	1638	204.75	7	122.71
Maryland	8	216 - 354 - 10	61.02	2204	275.50	13	119.78
Iowa	8	87 - 143 - 5	60.84	937	117.13	4	118.12
Nebraska	8	175 - 279 - 10	62.72	1797	224.63	7	117.94
Michigan	8	119 - 199 - 4	59.80	1082	135.25	7	113.06
Rutgers	8	141 - 269 - 5	52.42	1656	207.00	10	112.68
Northwestern	8	123 - 233 - 7	52.79	1321	165.13	3	98.65

YARDS PER RUSH

Team	G	Att	Yards	Avg/A	Long	TD	Avg/G
Iowa	8	314	1620	5.16	75	22	202.5
Southern California	9	247	1269	5.14	75	10	141
Penn St.	8	279	1352	4.85	78	16	169
Oregon	8	286	1373	4.8	41	16	171.63
Wisconsin	8	270	1292	4.79	55	14	161.5
Ohio St.	8	276	1230	4.46	53	11	153.75
Michigan	8	292	1227	4.2	63	14	153.38
Illinois	8	276	1142	4.14	42	12	142.75
Washington	8	256	1018	3.98	46	9	127.25
Rutgers	8	291	1140	3.92	40	12	142.5
Indiana	8	292	1071	3.67	43	18	133.88
Purdue	8	237	822	3.47	35	4	102.75
Nebraska	8	268	909	3.39	38	12	113.63
Minnesota	8	226	763	3.38	51	10	95.38
UCLA	9	264	880	3.33	57	3	97.78
Maryland	8	226	718	3.18	75	8	89.75
Michigan St.	8	266	787	2.96	34	4	98.38
Northwestern	8	222	584	2.63	51	7	73

PASS DEFENSE EFFIC.

Team	G	Comp-Att-Int	Pct.	Yds	Avg/G	TD	Effic
Oregon	8	129 - 233 - 8	55.36	1363	170.38	6	106.13
Washington	8	131 - 233 - 7	56.22	1293	161.63	10	110.99
Ohio St.	8	126 - 209 - 5	60.29	1329	166.13	3	113.65
Indiana	8	169 - 266 - 9	63.53	1677	209.63	8	119.65
Iowa	8	167 - 263 - 13	63.50	1529	191.13	14	120.01
Penn St.	8	142 - 232 - 6	61.21	1482	185.25	8	121.07
Wisconsin	8	145 - 233 - 3	62.23	1460	182.50	7	122.21
Minnesota	8	153 - 248 - 9	61.69	1674	209.25	10	124.44
Michigan	8	155 - 254 - 6	61.02	1742	217.75	11	128.20
Southern California	9	204 - 306 - 7	66.67	2185	242.78	8	130.70
Northwestern	8	171 - 266 - 4	64.29	1968	246.00	10	135.83
UCLA	9	182 - 280 - 8	65.00	2138	237.56	14	139.93
Illinois	8	160 - 255 - 3	62.75	1878	234.75	14	140.37
Michigan St.	8	162 - 259 - 6	62.55	1947	243.38	17	142.72
Rutgers	8	184 - 287 - 3	64.11	2255	281.88	13	142.97
Maryland	8	169 - 251 - 5	67.33	2078	259.75	18	156.55
Nebraska	8	153 - 225 - 7	68.00	1846	230.75	20	160.03
Purdue	8	162 - 246 - 4	65.85	2313	289.13	19	167.07



2024-25 Big Ten Football Extended Team Leaders In Conference games

RUSH ATTEMPTS

Team	G	Att	Yards	Avg/A	Long	TD	Avg/G
Iowa	8	314	1620	5.16	75	22	202.5
Michigan	8	292	1227	4.2	63	14	153.38
Indiana	8	292	1071	3.67	43	18	133.88
Rutgers	8	291	1140	3.92	40	12	142.5
Oregon	8	286	1373	4.8	41	16	171.63
Penn St.	8	279	1352	4.85	78	16	169
Ohio St.	8	276	1230	4.46	53	11	153.75
Illinois	8	276	1142	4.14	42	12	142.75
Wisconsin	8	270	1292	4.79	55	14	161.5
Nebraska	8	268	909	3.39	38	12	113.63
Michigan St.	8	266	787	2.96	34	4	98.38
UCLA	9	264	880	3.33	57	3	97.78
Washington	8	256	1018	3.98	46	9	127.25
Southern California	9	247	1269	5.14	75	10	141
Purdue	8	237	822	3.47	35	4	102.75
Minnesota	8	226	763	3.38	51	10	95.38
Maryland	8	226	718	3.18	75	8	89.75
Northwestern	8	222	584	2.63	51	7	73

RUSH YARDS

Team	G	Att	Yards	Avg/A	Long	TD	Avg/G
Iowa	8	314	1620	5.16	75	22	202.5
Oregon	8	286	1373	4.8	41	16	171.63
Penn St.	8	279	1352	4.85	78	16	169
Wisconsin	8	270	1292	4.79	55	14	161.5
Southern California	9	247	1269	5.14	75	10	141
Ohio St.	8	276	1230	4.46	53	11	153.75
Michigan	8	292	1227	4.2	63	14	153.38
Illinois	8	276	1142	4.14	42	12	142.75
Rutgers	8	291	1140	3.92	40	12	142.5
Indiana	8	292	1071	3.67	43	18	133.88
Washington	8	256	1018	3.98	46	9	127.25
Nebraska	8	268	909	3.39	38	12	113.63
UCLA	9	264	880	3.33	57	3	97.78
Purdue	8	237	822	3.47	35	4	102.75
Michigan St.	8	266	787	2.96	34	4	98.38
Minnesota	8	226	763	3.38	51	10	95.38
Maryland	8	226	718	3.18	75	8	89.75
Northwestern	8	222	584	2.63	51	7	73



**2024-25 Big Ten Football
Extended Team Leaders
In Conference games**

PASS OFFENSE

Team	G	Comp-Att-Int	Pct.	Yds	Avg/A	TD	Avg/G
Maryland	8	216 - 354 - 10	61.02	2204	6.23	13	275.50
Southern California	9	230 - 368 - 10	62.50	2467	6.70	20	274.11
Oregon	8	183 - 262 - 6	69.85	2166	8.27	16	270.75
Indiana	8	151 - 223 - 5	67.71	1987	8.91	20	248.38
Ohio St.	8	162 - 221 - 5	73.30	1944	8.80	21	243.00
Penn St.	8	164 - 226 - 4	72.57	1937	8.57	11	242.13
Washington	8	186 - 269 - 7	69.14	1907	7.09	10	238.38
Michigan St.	8	152 - 241 - 6	63.07	1842	7.64	11	230.25
UCLA	9	192 - 284 - 8	67.61	2064	7.27	13	229.33
Minnesota	8	180 - 273 - 4	65.93	1799	6.59	12	224.88
Nebraska	8	175 - 279 - 10	62.72	1797	6.44	7	224.63
Illinois	8	134 - 231 - 3	58.01	1726	7.47	14	215.75
Wisconsin	8	137 - 239 - 10	57.32	1683	7.04	11	210.38
Rutgers	8	141 - 269 - 5	52.42	1656	6.16	10	207.00
Purdue	8	132 - 232 - 4	56.90	1638	7.06	7	204.75
Northwestern	8	123 - 233 - 7	52.79	1321	5.67	3	165.13
Michigan	8	119 - 199 - 4	59.80	1082	5.44	7	135.25
Iowa	8	87 - 143 - 5	60.84	937	6.55	4	117.13

PASS COMP. PCT.

Team	G	Comp-Att-Int	Pct.	Yds	Avg/A	TD	Avg/G
Ohio St.	8	162 - 221 - 5	73.30	1944	8.80	21	243.00
Penn St.	8	164 - 226 - 4	72.57	1937	8.57	11	242.13
Oregon	8	183 - 262 - 6	69.85	2166	8.27	16	270.75
Washington	8	186 - 269 - 7	69.14	1907	7.09	10	238.38
Indiana	8	151 - 223 - 5	67.71	1987	8.91	20	248.38
UCLA	9	192 - 284 - 8	67.61	2064	7.27	13	229.33
Minnesota	8	180 - 273 - 4	65.93	1799	6.59	12	224.88
Michigan St.	8	152 - 241 - 6	63.07	1842	7.64	11	230.25
Nebraska	8	175 - 279 - 10	62.72	1797	6.44	7	224.63
Southern California	9	230 - 368 - 10	62.50	2467	6.70	20	274.11
Maryland	8	216 - 354 - 10	61.02	2204	6.23	13	275.50
Iowa	8	87 - 143 - 5	60.84	937	6.55	4	117.13
Michigan	8	119 - 199 - 4	59.80	1082	5.44	7	135.25
Illinois	8	134 - 231 - 3	58.01	1726	7.47	14	215.75
Wisconsin	8	137 - 239 - 10	57.32	1683	7.04	11	210.38
Purdue	8	132 - 232 - 4	56.90	1638	7.06	7	204.75
Northwestern	8	123 - 233 - 7	52.79	1321	5.67	3	165.13
Rutgers	8	141 - 269 - 5	52.42	1656	6.16	10	207.00

PASS DEFENSE

Team	G	Comp-Att-Int	Pct.	Yds	Avg/A	TD	Avg/G
Washington	8	131 - 233 - 7	56.22	1293	5.55	10	161.63
Ohio St.	8	126 - 209 - 5	60.29	1329	6.36	3	166.13
Oregon	8	129 - 233 - 8	55.36	1363	5.85	6	170.38
Wisconsin	8	145 - 233 - 3	62.23	1460	6.27	7	182.50
Penn St.	8	142 - 232 - 6	61.21	1482	6.39	8	185.25
Iowa	8	167 - 263 - 13	63.50	1529	5.81	14	191.13
Minnesota	8	153 - 248 - 9	61.69	1674	6.75	10	209.25
Indiana	8	169 - 266 - 9	63.53	1677	6.30	8	209.63
Michigan	8	155 - 254 - 6	61.02	1742	6.86	11	217.75
Nebraska	8	153 - 225 - 7	68.00	1846	8.20	20	230.75
Illinois	8	160 - 255 - 3	62.75	1878	7.36	14	234.75
UCLA	9	182 - 280 - 8	65.00	2138	7.64	14	237.56
Southern California	9	204 - 306 - 7	66.67	2185	7.14	8	242.78
Michigan St.	8	162 - 259 - 6	62.55	1947	7.52	17	243.38
Northwestern	8	171 - 266 - 4	64.29	1968	7.40	10	246.00
Maryland	8	169 - 251 - 5	67.33	2078	8.28	18	259.75
Rutgers	8	184 - 287 - 3	64.11	2255	7.86	13	281.88
Purdue	8	162 - 246 - 4	65.85	2313	9.40	19	289.13

PASS YDS/COMP.

Team	G	Comp-Att-Int	Pct.	Yds	Avg/A	TD	Avg/G
Ohio St.	8	162 - 221 - 5	73.30	1944	8.80	21	243.00
Indiana	8	151 - 223 - 5	67.71	1987	8.91	20	248.38
Penn St.	8	164 - 226 - 4	72.57	1937	8.57	11	242.13
Oregon	8	183 - 262 - 6	69.85	2166	8.27	16	270.75
Illinois	8	134 - 231 - 3	58.01	1726	7.47	14	215.75
UCLA	9	192 - 284 - 8	67.61	2064	7.27	13	229.33
Michigan St.	8	152 - 241 - 6	63.07	1842	7.64	11	230.25
Washington	8	186 - 269 - 7	69.14	1907	7.09	10	238.38
Minnesota	8	180 - 273 - 4	65.93	1799	6.59	12	224.88
Southern California	9	230 - 368 - 10	62.50	2467	6.70	20	274.11
Wisconsin	8	137 - 239 - 10	57.32	1683	7.04	11	210.38
Purdue	8	132 - 232 - 4	56.90	1638	7.06	7	204.75
Maryland	8	216 - 354 - 10	61.02	2204	6.23	13	275.50
Iowa	8	87 - 143 - 5	60.84	937	6.55	4	117.13
Nebraska	8	175 - 279 - 10	62.72	1797	6.44	7	224.63
Michigan	8	119 - 199 - 4	59.80	1082	5.44	7	135.25
Rutgers	8	141 - 269 - 5	52.42	1656	6.16	10	207.00
Northwestern	8	123 - 233 - 7	52.79	1321	5.67	3	165.13



**2024-25 Big Ten Football
Extended Team Leaders
In Conference games**

PASS ATTEMPTS

Team	G	Comp-Att-Int	Pct.	Yds	Avg/A	TD	Avg/G
Southern California	9	230 - 368 - 10	62.50	2467	6.70	20	274.11
Maryland	8	216 - 354 - 10	61.02	2204	6.23	13	275.50
UCLA	9	192 - 284 - 8	67.61	2064	7.27	13	229.33
Nebraska	8	175 - 279 - 10	62.72	1797	6.44	7	224.63
Minnesota	8	180 - 273 - 4	65.93	1799	6.59	12	224.88
Washington	8	186 - 269 - 7	69.14	1907	7.09	10	238.38
Rutgers	8	141 - 269 - 5	52.42	1656	6.16	10	207.00
Oregon	8	183 - 262 - 6	69.85	2166	8.27	16	270.75
Michigan St.	8	152 - 241 - 6	63.07	1842	7.64	11	230.25
Wisconsin	8	137 - 239 - 10	57.32	1683	7.04	11	210.38
Northwestern	8	123 - 233 - 7	52.79	1321	5.67	3	165.13
Purdue	8	132 - 232 - 4	56.90	1638	7.06	7	204.75
Illinois	8	134 - 231 - 3	58.01	1726	7.47	14	215.75
Penn St.	8	164 - 226 - 4	72.57	1937	8.57	11	242.13
Indiana	8	151 - 223 - 5	67.71	1987	8.91	20	248.38
Ohio St.	8	162 - 221 - 5	73.30	1944	8.80	21	243.00
Michigan	8	119 - 199 - 4	59.80	1082	5.44	7	135.25
Iowa	8	87 - 143 - 5	60.84	937	6.55	4	117.13

PASS YDS/ATT.

Team	G	Comp-Att-Int	Pct.	Yds	Avg/A	TD	Avg/G
Ohio St.	8	162 - 221 - 5	73.30	1944	8.80	21	243.00
Penn St.	8	164 - 226 - 4	72.57	1937	8.57	11	242.13
Indiana	8	151 - 223 - 5	67.71	1987	8.91	20	248.38
Oregon	8	183 - 262 - 6	69.85	2166	8.27	16	270.75
UCLA	9	192 - 284 - 8	67.61	2064	7.27	13	229.33
Southern California	9	230 - 368 - 10	62.50	2467	6.70	20	274.11
Michigan St.	8	152 - 241 - 6	63.07	1842	7.64	11	230.25
Illinois	8	134 - 231 - 3	58.01	1726	7.47	14	215.75
Washington	8	186 - 269 - 7	69.14	1907	7.09	10	238.38
Wisconsin	8	137 - 239 - 10	57.32	1683	7.04	11	210.38
Iowa	8	87 - 143 - 5	60.84	937	6.55	4	117.13
Purdue	8	132 - 232 - 4	56.90	1638	7.06	7	204.75
Minnesota	8	180 - 273 - 4	65.93	1799	6.59	12	224.88
Nebraska	8	175 - 279 - 10	62.72	1797	6.44	7	224.63
Maryland	8	216 - 354 - 10	61.02	2204	6.23	13	275.50
Rutgers	8	141 - 269 - 5	52.42	1656	6.16	10	207.00
Northwestern	8	123 - 233 - 7	52.79	1321	5.67	3	165.13
Michigan	8	119 - 199 - 4	59.80	1082	5.44	7	135.25

PASS COMPLETIONS

Team	G	Comp-Att-Int	Pct.	Yds	Avg/A	TD	Avg/G
Southern California	9	230 - 368 - 10	62.50	2467	6.70	20	274.11
Maryland	8	216 - 354 - 10	61.02	2204	6.23	13	275.50
UCLA	9	192 - 284 - 8	67.61	2064	7.27	13	229.33
Washington	8	186 - 269 - 7	69.14	1907	7.09	10	238.38
Oregon	8	183 - 262 - 6	69.85	2166	8.27	16	270.75
Minnesota	8	180 - 273 - 4	65.93	1799	6.59	12	224.88
Nebraska	8	175 - 279 - 10	62.72	1797	6.44	7	224.63
Penn St.	8	164 - 226 - 4	72.57	1937	8.57	11	242.13
Ohio St.	8	162 - 221 - 5	73.30	1944	8.80	21	243.00
Michigan St.	8	152 - 241 - 6	63.07	1842	7.64	11	230.25
Indiana	8	151 - 223 - 5	67.71	1987	8.91	20	248.38
Rutgers	8	141 - 269 - 5	52.42	1656	6.16	10	207.00
Wisconsin	8	137 - 239 - 10	57.32	1683	7.04	11	210.38
Illinois	8	134 - 231 - 3	58.01	1726	7.47	14	215.75
Purdue	8	132 - 232 - 4	56.90	1638	7.06	7	204.75
Northwestern	8	123 - 233 - 7	52.79	1321	5.67	3	165.13
Michigan	8	119 - 199 - 4	59.80	1082	5.44	7	135.25
Iowa	8	87 - 143 - 5	60.84	937	6.55	4	117.13

PASS INTERCEPTIONS

Team	G	Comp-Att-Int	Pct.	Yds	Avg/A	TD	Avg/G
Illinois	8	134 - 231 - 3	58.01	1726	7.47	14	215.75
Purdue	8	132 - 232 - 4	56.90	1638	7.06	7	204.75
Penn St.	8	164 - 226 - 4	72.57	1937	8.57	11	242.13
Minnesota	8	180 - 273 - 4	65.93	1799	6.59	12	224.88
Michigan	8	119 - 199 - 4	59.80	1082	5.44	7	135.25
Rutgers	8	141 - 269 - 5	52.42	1656	6.16	10	207.00
Ohio St.	8	162 - 221 - 5	73.30	1944	8.80	21	243.00
Iowa	8	87 - 143 - 5	60.84	937	6.55	4	117.13
Indiana	8	151 - 223 - 5	67.71	1987	8.91	20	248.38
Oregon	8	183 - 262 - 6	69.85	2166	8.27	16	270.75
Michigan St.	8	152 - 241 - 6	63.07	1842	7.64	11	230.25
Washington	8	186 - 269 - 7	69.14	1907	7.09	10	238.38
Northwestern	8	123 - 233 - 7	52.79	1321	5.67	3	165.13
UCLA	9	192 - 284 - 8	67.61	2064	7.27	13	229.33
Wisconsin	8	137 - 239 - 10	57.32	1683	7.04	11	210.38
Southern California	9	230 - 368 - 10	62.50	2467	6.70	20	274.11
Nebraska	8	175 - 279 - 10	62.72	1797	6.44	7	224.63
Maryland	8	216 - 354 - 10	61.02	2204	6.23	13	275.50



**2024-25 Big Ten Football
Extended Team Leaders
In Conference games**

PASS YARDS

Team	G	Comp-Att-Int	Pct.	Yds	Avg/A	TD	Avg/G
Southern California	9	230 - 368 - 10	62.50	2467	6.70	20	274.11
Maryland	8	216 - 354 - 10	61.02	2204	6.23	13	275.50
Oregon	8	183 - 262 - 6	69.85	2166	8.27	16	270.75
UCLA	9	192 - 284 - 8	67.61	2064	7.27	13	229.33
Indiana	8	151 - 223 - 5	67.71	1987	8.91	20	248.38
Ohio St.	8	162 - 221 - 5	73.30	1944	8.80	21	243.00
Penn St.	8	164 - 226 - 4	72.57	1937	8.57	11	242.13
Washington	8	186 - 269 - 7	69.14	1907	7.09	10	238.38
Michigan St.	8	152 - 241 - 6	63.07	1842	7.64	11	230.25
Minnesota	8	180 - 273 - 4	65.93	1799	6.59	12	224.88
Nebraska	8	175 - 279 - 10	62.72	1797	6.44	7	224.63
Illinois	8	134 - 231 - 3	58.01	1726	7.47	14	215.75
Wisconsin	8	137 - 239 - 10	57.32	1683	7.04	11	210.38
Rutgers	8	141 - 269 - 5	52.42	1656	6.16	10	207.00
Purdue	8	132 - 232 - 4	56.90	1638	7.06	7	204.75
Northwestern	8	123 - 233 - 7	52.79	1321	5.67	3	165.13
Michigan	8	119 - 199 - 4	59.80	1082	5.44	7	135.25
Iowa	8	87 - 143 - 5	60.84	937	6.55	4	117.13

PASSING TDS

Team	G	Comp-Att-Int	Pct.	Yds	Avg/A	TD	Avg/G
Ohio St.	8	162 - 221 - 5	73.30	1944	8.80	21	243.00
Southern California	9	230 - 368 - 10	62.50	2467	6.70	20	274.11
Indiana	8	151 - 223 - 5	67.71	1987	8.91	20	248.38
Oregon	8	183 - 262 - 6	69.85	2166	8.27	16	270.75
Illinois	8	134 - 231 - 3	58.01	1726	7.47	14	215.75
UCLA	9	192 - 284 - 8	67.61	2064	7.27	13	229.33
Maryland	8	216 - 354 - 10	61.02	2204	6.23	13	275.50
Minnesota	8	180 - 273 - 4	65.93	1799	6.59	12	224.88
Wisconsin	8	137 - 239 - 10	57.32	1683	7.04	11	210.38
Penn St.	8	164 - 226 - 4	72.57	1937	8.57	11	242.13
Michigan St.	8	152 - 241 - 6	63.07	1842	7.64	11	230.25
Washington	8	186 - 269 - 7	69.14	1907	7.09	10	238.38
Rutgers	8	141 - 269 - 5	52.42	1656	6.16	10	207.00
Purdue	8	132 - 232 - 4	56.90	1638	7.06	7	204.75
Nebraska	8	175 - 279 - 10	62.72	1797	6.44	7	224.63
Michigan	8	119 - 199 - 4	59.80	1082	5.44	7	135.25
Iowa	8	87 - 143 - 5	60.84	937	6.55	4	117.13
Northwestern	8	123 - 233 - 7	52.79	1321	5.67	3	165.13

FIELD GOALS

Team	G	Made	Att	Pct
Indiana	8	6	6	100
Michigan	8	10	11	90.91
Ohio St.	8	7	8	87.5
Minnesota	8	13	15	86.67
Michigan St.	8	13	15	86.67
Oregon	8	11	13	84.62
Iowa	8	12	15	80
UCLA	9	14	18	77.78
Rutgers	8	7	9	77.78
Penn St.	8	10	13	76.92
Northwestern	8	10	13	76.92
Illinois	8	10	13	76.92
Nebraska	8	9	13	69.23
Southern California	9	10	15	66.67
Wisconsin	8	7	11	63.64
Purdue	8	9	15	60
Washington	8	11	19	57.89
Maryland	8	5	9	55.56

PATS KICKS MADE

Team	G	Made	Att	Pct
Indiana	8	38	38	100
Ohio St.	8	34	34	100
Southern California	9	31	31	100
Penn St.	8	28	29	96.55
Oregon	8	28	29	96.55
Iowa	8	26	26	100
Wisconsin	8	24	24	100
Minnesota	8	21	22	95.45
Nebraska	8	19	20	95
Illinois	8	19	20	95
Rutgers	8	18	19	94.74
Michigan	8	18	19	94.74
Maryland	8	17	17	100
Washington	8	16	16	100
UCLA	9	16	16	100
Michigan St.	8	14	15	93.33
Northwestern	8	12	12	100
Purdue	8	9	9	100



**2024-25 Big Ten Football
Extended Team Leaders
In Conference games**

FIELD GOALS ATTEMPTED

Team	G	Made	Att	Pct
Washington	8	11	19	57.89
UCLA	9	14	18	77.78
Southern California	9	10	15	66.67
Purdue	8	9	15	60
Minnesota	8	13	15	86.67
Michigan St.	8	13	15	86.67
Iowa	8	12	15	80
Penn St.	8	10	13	76.92
Oregon	8	11	13	84.62
Northwestern	8	10	13	76.92
Nebraska	8	9	13	69.23
Illinois	8	10	13	76.92
Wisconsin	8	7	11	63.64
Michigan	8	10	11	90.91
Rutgers	8	7	9	77.78
Maryland	8	5	9	55.56
Ohio St.	8	7	8	87.5
Indiana	8	6	6	100

NET YARDS PER PUNT

Team	G	No.	Yards	Avg/P	Ret.	Avg/R	TB	Net/P
Southern California	9	33	1593	48.27	67	6.70	0	46.24
Wisconsin	8	37	1708	46.16	51	4.25	3	43.16
Iowa	8	33	1534	46.48	76	15.20	3	42.36
Oregon	8	23	1015	44.13	13	13.00	3	40.96
Purdue	8	39	1684	43.18	85	6.54	1	40.49
Ohio St.	8	21	891	42.43	48	8.00	0	40.14
Maryland	8	33	1457	44.15	97	7.46	2	40.00
Illinois	8	26	1049	40.35	33	8.25	0	39.08
Michigan St.	8	33	1528	46.30	179	9.94	3	39.06
Rutgers	8	37	1558	42.11	57	14.25	3	38.95
Indiana	8	24	1042	43.42	108	15.43	0	38.92
UCLA	9	30	1245	41.50	64	5.82	1	38.70
Minnesota	8	36	1497	41.58	110	9.17	1	37.97
Penn St.	8	23	913	39.70	28	7.00	1	37.61
Northwestern	8	42	1833	43.64	235	12.37	2	37.10
Nebraska	8	33	1410	42.73	149	12.42	2	37.00
Michigan	8	37	1602	43.30	198	18.00	3	36.32
Washington	8	22	964	43.82	184	16.73	1	34.55

FIELD GOALS MADE

Team	G	Made	Att	Pct
UCLA	9	14	18	77.78
Minnesota	8	13	15	86.67
Michigan St.	8	13	15	86.67
Iowa	8	12	15	80
Washington	8	11	19	57.89
Oregon	8	11	13	84.62
Southern California	9	10	15	66.67
Penn St.	8	10	13	76.92
Northwestern	8	10	13	76.92
Michigan	8	10	11	90.91
Illinois	8	10	13	76.92
Purdue	8	9	15	60
Nebraska	8	9	13	69.23
Wisconsin	8	7	11	63.64
Rutgers	8	7	9	77.78
Ohio St.	8	7	8	87.5
Indiana	8	6	6	100
Maryland	8	5	9	55.56

AVG YARDS PER PUNT

Team	G	No.	Yards	Avg/P	Ret.	Avg/R	TB	Net/P
Northwestern	8	42	1833	43.64	235	12.37	2	37.10
Purdue	8	39	1684	43.18	85	6.54	1	40.49
Wisconsin	8	37	1708	46.16	51	4.25	3	43.16
Rutgers	8	37	1558	42.11	57	14.25	3	38.95
Michigan	8	37	1602	43.30	198	18.00	3	36.32
Minnesota	8	36	1497	41.58	110	9.17	1	37.97
Southern California	9	33	1593	48.27	67	6.70	0	46.24
Nebraska	8	33	1410	42.73	149	12.42	2	37.00
Michigan St.	8	33	1528	46.30	179	9.94	3	39.06
Maryland	8	33	1457	44.15	97	7.46	2	40.00
Iowa	8	33	1534	46.48	76	15.20	3	42.36
UCLA	9	30	1245	41.50	64	5.82	1	38.70
Illinois	8	26	1049	40.35	33	8.25	0	39.08
Indiana	8	24	1042	43.42	108	15.43	0	38.92
Penn St.	8	23	913	39.70	28	7.00	1	37.61
Oregon	8	23	1015	44.13	13	13.00	3	40.96
Washington	8	22	964	43.82	184	16.73	1	34.55
Ohio St.	8	21	891	42.43	48	8.00	0	40.14



**2024-25 Big Ten Football
Extended Team Leaders
In Conference games**

PAT KICKING

Team	G	Made	Att	Pct
Wisconsin	8	24	24	100
Washington	8	16	16	100
UCLA	9	16	16	100
Southern California	9	31	31	100
Purdue	8	9	9	100
Ohio St.	8	34	34	100
Northwestern	8	12	12	100
Maryland	8	17	17	100
Iowa	8	26	26	100
Indiana	8	38	38	100
Penn St.	8	28	29	96.55
Oregon	8	28	29	96.55
Minnesota	8	21	22	95.45
Nebraska	8	19	20	95
Illinois	8	19	20	95
Rutgers	8	18	19	94.74
Michigan	8	18	19	94.74
Michigan St.	8	14	15	93.33

NUMBER OF PUNTS

Team	G	No.	Yards	Avg/P	Ret.	Avg/R	TB	Net/P
Northwestern	8	42	1833	43.64	235	12.37	2	37.10
Purdue	8	39	1684	43.18	85	6.54	1	40.49
Wisconsin	8	37	1708	46.16	51	4.25	3	43.16
Rutgers	8	37	1558	42.11	57	14.25	3	38.95
Michigan	8	37	1602	43.30	198	18.00	3	36.32
Minnesota	8	36	1497	41.58	110	9.17	1	37.97
Southern California	9	33	1593	48.27	67	6.70	0	46.24
Nebraska	8	33	1410	42.73	149	12.42	2	37.00
Michigan St.	8	33	1528	46.30	179	9.94	3	39.06
Maryland	8	33	1457	44.15	97	7.46	2	40.00
Iowa	8	33	1534	46.48	76	15.20	3	42.36
UCLA	9	30	1245	41.50	64	5.82	1	38.70
Illinois	8	26	1049	40.35	33	8.25	0	39.08
Indiana	8	24	1042	43.42	108	15.43	0	38.92
Penn St.	8	23	913	39.70	28	7.00	1	37.61
Oregon	8	23	1015	44.13	13	13.00	3	40.96
Washington	8	22	964	43.82	184	16.73	1	34.55
Ohio St.	8	21	891	42.43	48	8.00	0	40.14

PAT KICK ATTEMPTS

Team	G	Made	Att	Pct
Indiana	8	38	38	100
Ohio St.	8	34	34	100
Southern California	9	31	31	100
Penn St.	8	28	29	96.55
Oregon	8	28	29	96.55
Iowa	8	26	26	100
Wisconsin	8	24	24	100
Minnesota	8	21	22	95.45
Nebraska	8	19	20	95
Illinois	8	19	20	95
Rutgers	8	18	19	94.74
Michigan	8	18	19	94.74
Maryland	8	17	17	100
Washington	8	16	16	100
UCLA	9	16	16	100
Michigan St.	8	14	15	93.33
Northwestern	8	12	12	100
Purdue	8	9	9	100

YARDS PUNTED

Team	G	No.	Yards	Avg/P	Ret.	Avg/R	TB	Net/P
Northwestern	8	42	1833	43.64	235	12.37	2	37.10
Wisconsin	8	37	1708	46.16	51	4.25	3	43.16
Purdue	8	39	1684	43.18	85	6.54	1	40.49
Michigan	8	37	1602	43.30	198	18.00	3	36.32
Southern California	9	33	1593	48.27	67	6.70	0	46.24
Rutgers	8	37	1558	42.11	57	14.25	3	38.95
Iowa	8	33	1534	46.48	76	15.20	3	42.36
Michigan St.	8	33	1528	46.30	179	9.94	3	39.06
Minnesota	8	36	1497	41.58	110	9.17	1	37.97
Maryland	8	33	1457	44.15	97	7.46	2	40.00
Nebraska	8	33	1410	42.73	149	12.42	2	37.00
UCLA	9	30	1245	41.50	64	5.82	1	38.70
Illinois	8	26	1049	40.35	33	8.25	0	39.08
Indiana	8	24	1042	43.42	108	15.43	0	38.92
Oregon	8	23	1015	44.13	13	13.00	3	40.96
Washington	8	22	964	43.82	184	16.73	1	34.55
Penn St.	8	23	913	39.70	28	7.00	1	37.61
Ohio St.	8	21	891	42.43	48	8.00	0	40.14



**2024-25 Big Ten Football
Extended Team Leaders
In Conference games**

PUNT RETURN AVG

Team	G	No	Yards	TD	Long	Avg.
Northwestern	8	9	174	1	72	19.33
Illinois	8	15	235	0	59	15.67
UCLA	9	3	46	0	18	15.33
Iowa	8	14	207	1	85	14.79
Indiana	8	18	242	0	65	13.44
Ohio St.	8	10	124	1	79	12.4
Minnesota	8	11	118	0	60	10.73
Michigan	8	11	116	0	19	10.55
Maryland	8	5	44	0	17	8.8
Washington	8	7	61	0	25	8.71
Rutgers	8	6	50	0	15	8.33
Wisconsin	8	12	85	0	15	7.08
Southern California	9	9	59	0	20	6.56
Penn St.	8	14	86	0	16	6.14
Michigan St.	8	2	12	0	8	6
Oregon	8	10	59	0	21	5.9
Purdue	8	9	34	0	14	3.78
Nebraska	8	8	30	0	9	3.75

KICK RETURNS

Team	G	No.	Yards	TD	Long	Avg.
Northwestern	8	20	454	0	96	22.70
Iowa	8	19	444	0	39	23.37
Southern California	9	16	386	0	80	24.13
Washington	8	15	332	0	50	22.13
Minnesota	8	15	280	0	27	18.67
UCLA	9	14	246	0	30	17.57
Nebraska	8	14	241	0	45	17.21
Wisconsin	8	13	358	0	74	27.54
Michigan	8	12	288	0	63	24.00
Penn St.	8	10	205	0	27	20.50
Maryland	8	10	165	0	33	16.50
Ohio St.	8	9	121	0	19	13.44
Illinois	8	8	158	0	27	19.75
Purdue	8	6	93	0	22	15.50
Michigan St.	8	6	97	0	27	16.17
Oregon	8	4	78	0	26	19.50
Rutgers	8	2	1	0	18	0.50
Indiana	8	2	27	0	14	13.50

PUNT RETURNS

Team	G	No	Yards	TD	Long	Avg.
Indiana	8	18	242	0	65	13.44
Illinois	8	15	235	0	59	15.67
Penn St.	8	14	86	0	16	6.14
Iowa	8	14	207	1	85	14.79
Wisconsin	8	12	85	0	15	7.08
Minnesota	8	11	118	0	60	10.73
Michigan	8	11	116	0	19	10.55
Oregon	8	10	59	0	21	5.9
Ohio St.	8	10	124	1	79	12.4
Southern California	9	9	59	0	20	6.56
Purdue	8	9	34	0	14	3.78
Northwestern	8	9	174	1	72	19.33
Nebraska	8	8	30	0	9	3.75
Washington	8	7	61	0	25	8.71
Rutgers	8	6	50	0	15	8.33
Maryland	8	5	44	0	17	8.8
UCLA	9	3	46	0	18	15.33
Michigan St.	8	2	12	0	8	6

KICK RETURN YARDS

Team	G	No.	Yards	TD	Long	Avg.
Northwestern	8	20	454	0	96	22.70
Iowa	8	19	444	0	39	23.37
Southern California	9	16	386	0	80	24.13
Wisconsin	8	13	358	0	74	27.54
Washington	8	15	332	0	50	22.13
Michigan	8	12	288	0	63	24.00
Minnesota	8	15	280	0	27	18.67
UCLA	9	14	246	0	30	17.57
Nebraska	8	14	241	0	45	17.21
Penn St.	8	10	205	0	27	20.50
Maryland	8	10	165	0	33	16.50
Illinois	8	8	158	0	27	19.75
Ohio St.	8	9	121	0	19	13.44
Michigan St.	8	6	97	0	27	16.17
Purdue	8	6	93	0	22	15.50
Oregon	8	4	78	0	26	19.50
Indiana	8	2	27	0	14	13.50
Rutgers	8	2	1	0	18	0.50



**2024-25 Big Ten Football
Extended Team Leaders
In Conference games**

PUNT RETURN YARDS

Team	G	No	Yards	TD	Long	Avg.
Indiana	8	18	242	0	65	13.44
Illinois	8	15	235	0	59	15.67
Iowa	8	14	207	1	85	14.79
Northwestern	8	9	174	1	72	19.33
Ohio St.	8	10	124	1	79	12.4
Minnesota	8	11	118	0	60	10.73
Michigan	8	11	116	0	19	10.55
Penn St.	8	14	86	0	16	6.14
Wisconsin	8	12	85	0	15	7.08
Washington	8	7	61	0	25	8.71
Southern California	9	9	59	0	20	6.56
Oregon	8	10	59	0	21	5.9
Rutgers	8	6	50	0	15	8.33
UCLA	9	3	46	0	18	15.33
Maryland	8	5	44	0	17	8.8
Purdue	8	9	34	0	14	3.78
Nebraska	8	8	30	0	9	3.75
Michigan St.	8	2	12	0	8	6

KICK RETURN TDS

Team	G	No.	Yards	TD	Long	Avg.
Wisconsin	8	13	358	0	74	27.54
Washington	8	15	332	0	50	22.13
UCLA	9	14	246	0	30	17.57
Southern California	9	16	386	0	80	24.13
Rutgers	8	2	1	0	18	0.50
Purdue	8	6	93	0	22	15.50
Penn St.	8	10	205	0	27	20.50
Oregon	8	4	78	0	26	19.50
Ohio St.	8	9	121	0	19	13.44
Northwestern	8	20	454	0	96	22.70
Nebraska	8	14	241	0	45	17.21
Minnesota	8	15	280	0	27	18.67
Michigan St.	8	6	97	0	27	16.17
Michigan	8	12	288	0	63	24.00
Maryland	8	10	165	0	33	16.50
Iowa	8	19	444	0	39	23.37
Indiana	8	2	27	0	14	13.50
Illinois	8	8	158	0	27	19.75

PUNT RETURN TDS

Team	G	No	Yards	TD	Long	Avg.
Ohio St.	8	10	124	1	79	12.4
Northwestern	8	9	174	1	72	19.33
Iowa	8	14	207	1	85	14.79
Wisconsin	8	12	85	0	15	7.08
Washington	8	7	61	0	25	8.71
UCLA	9	3	46	0	18	15.33
Southern California	9	9	59	0	20	6.56
Rutgers	8	6	50	0	15	8.33
Purdue	8	9	34	0	14	3.78
Penn St.	8	14	86	0	16	6.14
Oregon	8	10	59	0	21	5.9
Nebraska	8	8	30	0	9	3.75
Minnesota	8	11	118	0	60	10.73
Michigan St.	8	2	12	0	8	6
Michigan	8	11	116	0	19	10.55
Maryland	8	5	44	0	17	8.8
Indiana	8	18	242	0	65	13.44
Illinois	8	15	235	0	59	15.67



**2024-25 Big Ten Football
Extended Team Leaders
In Conference games**

KICKOFF RETURNS

Team	G	No	Yards	TD	Long	Avg.
Michigan	8	40	1656	0	63	41.4
Iowa	8	46	1882	0	39	40.91
Penn St.	8	46	1870	0	27	40.65
Maryland	8	33	1341	0	33	40.64
Ohio St.	8	49	1986	0	19	40.53
Wisconsin	8	40	1604	0	74	40.1
Minnesota	8	42	1680	0	27	40
Illinois	8	40	1595	0	27	39.88
UCLA	9	39	1552	0	30	39.79
Nebraska	8	37	1472	0	45	39.78
Indiana	8	52	2043	0	14	39.29
Northwestern	8	33	1292	0	96	39.15
Michigan St.	8	35	1368	0	27	39.09
Oregon	8	52	2026	0	26	38.96
Southern California	9	49	1905	0	80	38.88
Purdue	8	27	1049	0	22	38.85
Rutgers	8	36	1367	0	18	37.97
Washington	8	39	1419	0	50	36.38



**2024-25 Big Ten Football
Extended Team Leaders
In Conference games**

INTERCEPTION RETURN AVG

Team	G	No.	Yards	TD	Long	Avg.
Northwestern	8	4	155	1	85	38.75
Maryland	8	5	116	0	51	23.20
UCLA	9	8	177	2	96	22.13
Penn St.	8	6	130	2	31	21.67
Nebraska	8	7	151	2	45	21.57
Ohio St.	8	5	100	0	45	20.00
Southern California	9	7	132	1	55	18.86
Indiana	8	9	166	1	78	18.44
Washington	8	7	110	0	35	15.71
Illinois	8	3	47	0	27	15.67
Michigan St.	8	6	58	0	36	9.67
Minnesota	8	9	79	1	45	8.78
Iowa	8	13	107	0	32	8.23
Rutgers	8	3	23	0	23	7.67
Michigan	8	6	44	1	42	7.33
Wisconsin	8	3	18	0	10	6.00
Oregon	8	8	14	0	12	1.75
Purdue	8	4	0	0	0	0.00

FUMBLE RETURNS

Team	G	No.	Yards	TD	Long	Avg.
Wisconsin	8	7	7	0	7	1.00
Washington	8	4	2	0	2	0.50
UCLA	9	1	12	0	12	12.00
Southern California	9	5	0	0	0	0.00
Rutgers	8	3	3	0	3	1.00
Purdue	8	1	16	1	16	16.00
Penn St.	8	3	9	0	9	3.00
Oregon	8	5	0	1	0	0.00
Ohio St.	8	7	36	1	17	5.14
Northwestern	8	5	2	1	2	0.40
Nebraska	8	4	0	0	0	0.00
Minnesota	8	3	0	0	0	0.00
Michigan St.	8	1	0	0	0	0.00
Michigan	8	4	21	0	18	5.25
Maryland	8	4	0	0	0	0.00
Iowa	8	4	0	0	0	0.00
Indiana	8	4	0	0	0	0.00
Illinois	8	3	3	0	3	1.00

INTERCEPTION RETURNS

Team	G	No.	Yards	TD	Long	Avg.
Iowa	8	13	107	0	32	8.23
Minnesota	8	9	79	1	45	8.78
Indiana	8	9	166	1	78	18.44
UCLA	9	8	177	2	96	22.13
Oregon	8	8	14	0	12	1.75
Washington	8	7	110	0	35	15.71
Southern California	9	7	132	1	55	18.86
Nebraska	8	7	151	2	45	21.57
Penn St.	8	6	130	2	31	21.67
Michigan St.	8	6	58	0	36	9.67
Michigan	8	6	44	1	42	7.33
Ohio St.	8	5	100	0	45	20.00
Maryland	8	5	116	0	51	23.20
Purdue	8	4	0	0	0	0.00
Northwestern	8	4	155	1	85	38.75
Wisconsin	8	3	18	0	10	6.00
Rutgers	8	3	23	0	23	7.67
Illinois	8	3	47	0	27	15.67

FUMBLE RETURN YARDS

Team	G	No.	Yards	TD	Long	Avg.
Ohio St.	8	7	36	1	17	5.14
Michigan	8	4	21	0	18	5.25
Purdue	8	1	16	1	16	16.00
UCLA	9	1	12	0	12	12.00
Penn St.	8	3	9	0	9	3.00
Wisconsin	8	7	7	0	7	1.00
Rutgers	8	3	3	0	3	1.00
Illinois	8	3	3	0	3	1.00
Washington	8	4	2	0	2	0.50
Northwestern	8	5	2	1	2	0.40
Southern California	9	5	0	0	0	0.00
Oregon	8	5	0	1	0	0.00
Nebraska	8	4	0	0	0	0.00
Minnesota	8	3	0	0	0	0.00
Michigan St.	8	1	0	0	0	0.00
Maryland	8	4	0	0	0	0.00
Iowa	8	4	0	0	0	0.00
Indiana	8	4	0	0	0	0.00



**2024-25 Big Ten Football
Extended Team Leaders
In Conference games**

INTERCEPTION RET YARDS

Team	G	No.	Yards	TD	Long	Avg.
UCLA	9	8	177	2	96	22.13
Indiana	8	9	166	1	78	18.44
Northwestern	8	4	155	1	85	38.75
Nebraska	8	7	151	2	45	21.57
Southern California	9	7	132	1	55	18.86
Penn St.	8	6	130	2	31	21.67
Maryland	8	5	116	0	51	23.20
Washington	8	7	110	0	35	15.71
Iowa	8	13	107	0	32	8.23
Ohio St.	8	5	100	0	45	20.00
Minnesota	8	9	79	1	45	8.78
Michigan St.	8	6	58	0	36	9.67
Illinois	8	3	47	0	27	15.67
Michigan	8	6	44	1	42	7.33
Rutgers	8	3	23	0	23	7.67
Wisconsin	8	3	18	0	10	6.00
Oregon	8	8	14	0	12	1.75
Purdue	8	4	0	0	0	0.00

FUMBLE RETURN TDS

Team	G	No.	Yards	TD	Long	Avg.
Purdue	8	1	16	1	16	16.00
Oregon	8	5	0	1	0	0.00
Ohio St.	8	7	36	1	17	5.14
Northwestern	8	5	2	1	2	0.40
Wisconsin	8	7	7	0	7	1.00
Washington	8	4	2	0	2	0.50
UCLA	9	1	12	0	12	12.00
Southern California	9	5	0	0	0	0.00
Rutgers	8	3	3	0	3	1.00
Penn St.	8	3	9	0	9	3.00
Nebraska	8	4	0	0	0	0.00
Minnesota	8	3	0	0	0	0.00
Michigan St.	8	1	0	0	0	0.00
Michigan	8	4	21	0	18	5.25
Maryland	8	4	0	0	0	0.00
Iowa	8	4	0	0	0	0.00
Indiana	8	4	0	0	0	0.00
Illinois	8	3	3	0	3	1.00

INTERCEPTION RETURN TDS

Team	G	No.	Yards	TD	Long	Avg.
UCLA	9	8	177	2	96	22.13
Penn St.	8	6	130	2	31	21.67
Nebraska	8	7	151	2	45	21.57
Southern California	9	7	132	1	55	18.86
Northwestern	8	4	155	1	85	38.75
Minnesota	8	9	79	1	45	8.78
Michigan	8	6	44	1	42	7.33
Indiana	8	9	166	1	78	18.44
Wisconsin	8	3	18	0	10	6.00
Washington	8	7	110	0	35	15.71
Rutgers	8	3	23	0	23	7.67
Purdue	8	4	0	0	0	0.00
Oregon	8	8	14	0	12	1.75
Ohio St.	8	5	100	0	45	20.00
Michigan St.	8	6	58	0	36	9.67
Maryland	8	5	116	0	51	23.20
Iowa	8	13	107	0	32	8.23
Illinois	8	3	47	0	27	15.67

FUMBLE RECOVERED

Team	G	No.	Yards	TD	Long	Avg.
Wisconsin	8	7	7	0	7	1.00
Ohio St.	8	7	36	1	17	5.14
Southern California	9	5	0	0	0	0.00
Oregon	8	5	0	1	0	0.00
Northwestern	8	5	2	1	2	0.40
Washington	8	4	2	0	2	0.50
Nebraska	8	4	0	0	0	0.00
Michigan	8	4	21	0	18	5.25
Maryland	8	4	0	0	0	0.00
Iowa	8	4	0	0	0	0.00
Indiana	8	4	0	0	0	0.00
Rutgers	8	3	3	0	3	1.00
Penn St.	8	3	9	0	9	3.00
Minnesota	8	3	0	0	0	0.00
Illinois	8	3	3	0	3	1.00
UCLA	9	1	12	0	12	12.00
Purdue	8	1	16	1	16	16.00
Michigan St.	8	1	0	0	0	0.00



2024-25 Big Ten Football
Extended Team Leaders
In Conference games

FUMBLE RETURN AVG

Team	G	No.	Yards	TD	Long	Avg.
Purdue	8	1	16	1	16	16.00
UCLA	9	1	12	0	12	12.00
Michigan	8	4	21	0	18	5.25
Ohio St.	8	7	36	1	17	5.14
Penn St.	8	3	9	0	9	3.00
Wisconsin	8	7	7	0	7	1.00
Rutgers	8	3	3	0	3	1.00
Illinois	8	3	3	0	3	1.00
Washington	8	4	2	0	2	0.50
Northwestern	8	5	2	1	2	0.40
Southern California	9	5	0	0	0	0.00
Oregon	8	5	0	1	0	0.00
Nebraska	8	4	0	0	0	0.00
Minnesota	8	3	0	0	0	0.00
Michigan St.	8	1	0	0	0	0.00
Maryland	8	4	0	0	0	0.00
Iowa	8	4	0	0	0	0.00
Indiana	8	4	0	0	0	0.00

TURNOVER MARGIN

Team	Lost			Gained			Margin	Per/G	
	G	Fum	Int	Tot	Fum	Int			Tot
Iowa	8	4	5	9	4	13	17	8	1.00
Oregon	8	1	6	7	5	8	13	6	0.75
Indiana	8	3	5	8	4	9	13	5	0.63
Minnesota	8	4	4	8	3	9	12	4	0.50
Penn St.	8	2	4	6	3	6	9	3	0.38
Ohio St.	8	4	5	9	7	5	12	3	0.38
Washington	8	2	7	9	4	7	11	2	0.25
Rutgers	8	1	5	6	3	3	6	0	0.00
Michigan	8	6	4	10	4	6	10	0	0.00
Northwestern	8	3	7	10	5	4	9	-1	-0.13
Nebraska	8	3	10	13	4	7	11	-2	-0.25
Southern California	9	5	10	15	5	7	12	-3	-0.33
Illinois	8	6	3	9	3	3	6	-3	-0.38
Wisconsin	8	4	10	14	7	3	10	-4	-0.50
UCLA	9	5	8	13	1	8	9	-4	-0.44
Purdue	8	5	4	9	1	4	5	-4	-0.50
Michigan St.	8	5	6	11	1	6	7	-4	-0.50
Maryland	8	5	10	15	4	5	9	-6	-0.75

FIRST DOWNS

Team	G	Rush	Pass	Pen	Total	Avg/G
Southern California	9	63	123	11	197	21.89
Oregon	8	77	93	13	183	22.88
Penn St.	8	69	94	11	174	21.75
Indiana	8	66	93	15	174	21.75
Maryland	8	40	107	23	170	21.25
Rutgers	8	67	82	20	169	21.13
Nebraska	8	66	80	22	168	21
Illinois	8	66	81	21	168	21
Washington	8	62	90	10	162	20.25
UCLA	9	52	96	12	160	17.78
Minnesota	8	50	91	19	160	20
Ohio St.	8	68	83	4	155	19.38
Michigan St.	8	68	75	12	155	19.38
Wisconsin	8	69	64	13	146	18.25
Michigan	8	72	52	9	133	16.63
Iowa	8	76	43	11	130	16.25
Purdue	8	40	76	9	125	15.63
Northwestern	8	41	52	10	103	12.88

3RD-DOWN CONVERSIONS

Team	G	Conv.	Att.	Pct.
Oregon	8	53	105	50.48
Penn St.	8	48	99	48.48
Indiana	8	44	93	47.31
Illinois	8	46	98	46.94
Minnesota	8	50	108	46.3
Southern California	9	54	121	44.63
Iowa	8	43	99	43.43
UCLA	9	50	116	43.1
Michigan	8	46	111	41.44
Ohio St.	8	39	95	41.05
Nebraska	8	46	113	40.71
Maryland	8	49	122	40.16
Rutgers	8	46	118	38.98
Michigan St.	8	38	106	35.85
Purdue	8	36	102	35.29
Washington	8	34	97	35.05
Wisconsin	8	34	101	33.66
Northwestern	8	34	110	30.91



**2024-25 Big Ten Football
Extended Team Leaders
In Conference games**

1ST DOWNS RUSHING

Team	G	Rush	Pass	Pen	Total	Avg/G
Oregon	8	77	93	13	183	22.88
Iowa	8	76	43	11	130	16.25
Michigan	8	72	52	9	133	16.63
Wisconsin	8	69	64	13	146	18.25
Penn St.	8	69	94	11	174	21.75
Ohio St.	8	68	83	4	155	19.38
Michigan St.	8	68	75	12	155	19.38
Rutgers	8	67	82	20	169	21.13
Nebraska	8	66	80	22	168	21
Indiana	8	66	93	15	174	21.75
Illinois	8	66	81	21	168	21
Southern California	9	63	123	11	197	21.89
Washington	8	62	90	10	162	20.25
UCLA	9	52	96	12	160	17.78
Minnesota	8	50	91	19	160	20
Northwestern	8	41	52	10	103	12.88
Purdue	8	40	76	9	125	15.63
Maryland	8	40	107	23	170	21.25

OPT 3RD-DN CONVERT

Team	G	Conv.	Att.	Pct.
Oregon	8	28	99	28.28
Southern California	9	39	119	32.77
Ohio St.	8	35	103	33.98
Indiana	8	36	104	34.62
Penn St.	8	39	107	36.45
Nebraska	8	37	97	38.14
Iowa	8	40	103	38.83
Wisconsin	8	42	108	38.89
Minnesota	8	44	106	41.51
Rutgers	8	45	107	42.06
Michigan	8	48	111	43.24
Northwestern	8	47	106	44.34
Illinois	8	47	104	45.19
Maryland	8	50	109	45.87
Washington	8	54	113	47.79
Michigan St.	8	52	107	48.6
UCLA	9	56	112	50
Purdue	8	51	99	51.52

1ST DOWNS PASSING

Team	G	Rush	Pass	Pen	Total	Avg/G
Southern California	9	63	123	11	197	21.89
Maryland	8	40	107	23	170	21.25
UCLA	9	52	96	12	160	17.78
Penn St.	8	69	94	11	174	21.75
Oregon	8	77	93	13	183	22.88
Indiana	8	66	93	15	174	21.75
Minnesota	8	50	91	19	160	20
Washington	8	62	90	10	162	20.25
Ohio St.	8	68	83	4	155	19.38
Rutgers	8	67	82	20	169	21.13
Illinois	8	66	81	21	168	21
Nebraska	8	66	80	22	168	21
Purdue	8	40	76	9	125	15.63
Michigan St.	8	68	75	12	155	19.38
Wisconsin	8	69	64	13	146	18.25
Northwestern	8	41	52	10	103	12.88
Michigan	8	72	52	9	133	16.63
Iowa	8	76	43	11	130	16.25

4TH-DOWN CONVERSIONS

Team	G	Conv.	Att.	Pct.
Minnesota	8	6	7	85.71
Michigan	8	10	13	76.92
Ohio St.	8	14	20	70
Penn St.	8	8	12	66.67
Oregon	8	8	12	66.67
Iowa	8	3	5	60
Michigan St.	8	10	17	58.82
Southern California	9	7	12	58.33
Northwestern	8	8	14	57.14
Wisconsin	8	7	13	53.85
Indiana	8	7	13	53.85
Rutgers	8	11	21	52.38
UCLA	9	7	14	50
Washington	8	9	20	45
Illinois	8	6	14	42.86
Maryland	8	10	25	40
Nebraska	8	6	16	37.5
Purdue	8	3	13	23.08



**2024-25 Big Ten Football
Extended Team Leaders
In Conference games**

1ST DOWNS BY PENALTY

Team	G	Rush	Pass	Pen	Total	Avg/G
Maryland	8	40	107	23	170	21.25
Nebraska	8	66	80	22	168	21
Illinois	8	66	81	21	168	21
Rutgers	8	67	82	20	169	21.13
Minnesota	8	50	91	19	160	20
Indiana	8	66	93	15	174	21.75
Wisconsin	8	69	64	13	146	18.25
Oregon	8	77	93	13	183	22.88
UCLA	9	52	96	12	160	17.78
Michigan St.	8	68	75	12	155	19.38
Southern California	9	63	123	11	197	21.89
Penn St.	8	69	94	11	174	21.75
Iowa	8	76	43	11	130	16.25
Washington	8	62	90	10	162	20.25
Northwestern	8	41	52	10	103	12.88
Purdue	8	40	76	9	125	15.63
Michigan	8	72	52	9	133	16.63
Ohio St.	8	68	83	4	155	19.38

OPP 4TH-DN CONVERT

Team	G	Conv.	Att.	Pct.
Indiana	8	7	24	29.17
Ohio St.	8	5	15	33.33
UCLA	9	3	8	37.5
Oregon	8	7	17	41.18
Michigan	8	4	9	44.44
Northwestern	8	8	17	47.06
Nebraska	8	8	16	50
Illinois	8	9	17	52.94
Minnesota	8	7	13	53.85
Wisconsin	8	6	11	54.55
Southern California	9	15	27	55.56
Washington	8	7	12	58.33
Iowa	8	7	11	63.64
Penn St.	8	9	14	64.29
Rutgers	8	11	16	68.75
Michigan St.	8	10	13	76.92
Maryland	8	7	9	77.78
Purdue	8	10	12	83.33

OPPONENT 1ST DOWNS

Team	G	Rush	Pass	Pen	Total	Avg/G
Ohio St.	8	52	57	13	122	15.25
Oregon	8	49	64	15	128	16
Penn St.	8	57	66	9	132	16.5
Indiana	8	46	72	15	133	16.63
Michigan	8	56	75	10	141	17.63
Nebraska	8	50	77	17	144	18
Iowa	8	65	77	8	150	18.75
Minnesota	8	56	85	12	153	19.13
Wisconsin	8	75	69	10	154	19.25
Washington	8	77	63	15	155	19.38
Michigan St.	8	46	97	12	155	19.38
Northwestern	8	68	92	7	167	20.88
Rutgers	8	64	96	17	177	22.13
Maryland	8	66	94	19	179	22.38
Illinois	8	83	89	9	181	22.63
UCLA	9	58	99	25	182	20.22
Southern California	9	67	101	16	184	20.44
Purdue	8	77	102	16	195	24.38



**2024-25 Big Ten Football
Extended Team Leaders
In Conference games**

SACKS BY

Team	G	No.	Yards	Avg/G
Michigan	8	27	170	3.38
Ohio St.	8	26	177	3.25
Penn St.	8	22	149	2.75
Oregon	8	22	131	2.75
Indiana	8	22	173	2.75
Illinois	8	22	158	2.75
Nebraska	8	17	112	2.13
UCLA	9	15	97	1.67
Southern California	9	15	87	1.67
Rutgers	8	14	92	1.75
Minnesota	8	14	110	1.75
Iowa	8	14	88	1.75
Purdue	8	12	83	1.5
Northwestern	8	12	75	1.5
Washington	8	11	89	1.38
Wisconsin	8	10	79	1.25
Maryland	8	10	66	1.25
Michigan St.	8	4	33	0.5

KICKOFF COVERAGE

Team	G	No	Yards	Avg.	Ret.	TB	NetAvg
Michigan	8	40	2567	64.18	136	22	43.23
Iowa	8	46	2945	64.02	268	25	40.02
Penn St.	8	46	2939	63.89	234	32	42.04
Maryland	8	33	2067	62.64	140	19	42.18
Ohio St.	8	49	3151	64.31	85	37	42.96
Wisconsin	8	40	2562	64.05	193	25	36.85
Minnesota	8	42	2678	63.76	44	34	36.86
Illinois	8	40	2509	62.73	98	23	40.9
UCLA	9	39	2443	62.64	241	17	43.64
Nebraska	8	37	2354	63.62	297	21	42.92
Indiana	8	52	3121	60.02	498	11	52.19
Northwestern	8	33	2081	63.06	267	18	34.61
Michigan St.	8	35	2184	62.4	226	20	44.34
Oregon	8	52	3252	62.54	153	37	41.23
Southern California	9	49	3162	64.53	275	33	39.82
Purdue	8	27	1668	61.78	80	18	40.37
Rutgers	8	36	2133	59.25	292	16	48.11
Washington	8	39	2217	56.85	447	10	41.92

SACKS AGAINST

Team	G	No.	Yards	Avg/G
Oregon	8	5	49	0.63
Wisconsin	8	6	34	0.75
Penn St.	8	8	51	1
Ohio St.	8	10	63	1.25
Southern California	9	11	79	1.22
Michigan	8	11	75	1.38
Iowa	8	11	70	1.38
Rutgers	8	13	87	1.63
Indiana	8	13	110	1.63
Minnesota	8	17	107	2.13
Maryland	8	17	129	2.13
Washington	8	20	128	2.5
Northwestern	8	21	145	2.63
Nebraska	8	22	157	2.75
Purdue	8	24	165	3
Illinois	8	24	138	3
UCLA	9	25	173	2.78
Michigan St.	8	31	209	3.88

RED ZONE OFFENSE

Team	G	Scores	Pct.	TDs	(R-P)	FGs	TurnO
Minnesota	8	26 - 26	100.00	18	8 - 10	8 - 8	0
Indiana	8	38 - 39	97.44	33	17 - 16	5 - 5	0
Iowa	8	24 - 26	92.31	18	15 - 3	6 - 6	1
Ohio St.	8	30 - 33	90.91	26	11 - 15	4 - 4	3
Southern California	9	28 - 32	87.50	22	8 - 14	6 - 7	3
Penn St.	8	28 - 33	84.85	20	13 - 7	8 - 8	3
Illinois	8	27 - 32	84.38	19	10 - 9	8 - 9	4
Michigan	8	21 - 25	84.00	15	10 - 5	6 - 7	2
Rutgers	8	24 - 29	82.76	19	11 - 8	5 - 6	4
Oregon	8	32 - 39	82.05	26	14 - 12	6 - 6	6
UCLA	9	21 - 26	80.77	10	2 - 8	11 - 11	4
Washington	8	26 - 33	78.79	17	9 - 8	9 - 13	3
Wisconsin	8	22 - 28	78.57	17	12 - 5	5 - 7	3
Maryland	8	20 - 26	76.92	17	7 - 10	3 - 3	5
Purdue	8	18 - 24	75.00	10	4 - 6	8 - 13	1
Nebraska	8	24 - 32	75.00	17	11 - 6	7 - 9	6
Michigan St.	8	18 - 24	75.00	12	4 - 8	6 - 7	5
Northwestern	8	14 - 20	70.00	7	6 - 1	7 - 8	5



**2024-25 Big Ten Football
Extended Team Leaders
In Conference games**

PENALTIES

Team	G	No.	Yards	Avg/G
Iowa	8	25	242	30.25
Michigan	8	29	260	32.5
Penn St.	8	32	284	35.5
Ohio St.	8	32	305	38.13
Minnesota	8	38	311	38.88
Illinois	8	41	311	38.88
Washington	8	39	316	39.5
Northwestern	8	38	318	39.75
Rutgers	8	37	319	39.88
Oregon	8	42	324	40.5
Wisconsin	8	45	335	41.88
Indiana	8	38	342	42.75
Purdue	8	41	381	47.63
Southern California	9	52	452	50.22
Michigan St.	8	47	423	52.88
Nebraska	8	52	432	54
Maryland	8	54	495	61.88
UCLA	9	75	617	68.56

RED ZONE DEFENSE

Team	G	Scores	Pct.	TDs	(R-P)	FGs	TurnO
Ohio St.	8	12 - 23	52.17	7	5 - 2	5 - 7	9
Penn St.	8	13 - 18	72.22	7	2 - 5	6 - 7	4
Oregon	8	19 - 25	76.00	11	5 - 6	8 - 9	5
Rutgers	8	24 - 30	80.00	21	13 - 8	3 - 6	2
Iowa	8	20 - 25	80.00	15	2 - 13	5 - 6	3
Indiana	8	20 - 25	80.00	14	8 - 6	6 - 6	5
Northwestern	8	32 - 39	82.05	23	15 - 8	9 - 9	5
Washington	8	23 - 28	82.14	17	10 - 7	6 - 6	4
Wisconsin	8	26 - 31	83.87	18	12 - 6	8 - 10	3
Minnesota	8	21 - 25	84.00	14	9 - 5	7 - 7	2
Michigan	8	27 - 32	84.38	18	8 - 10	9 - 11	3
Nebraska	8	22 - 26	84.62	18	5 - 13	4 - 7	1
Southern California	9	28 - 32	87.50	17	13 - 4	11 - 11	4
Illinois	8	27 - 30	90.00	20	10 - 10	7 - 8	2
Maryland	8	29 - 32	90.63	22	11 - 11	7 - 7	2
Michigan St.	8	31 - 34	91.18	26	13 - 13	5 - 6	2
UCLA	9	35 - 38	92.11	28	16 - 12	7 - 7	2
Purdue	8	32 - 34	94.12	27	15 - 12	5 - 7	0

OPPONENT PENALTIES

Team	G	No.	Yards	Avg/G
Maryland	8	57	515	64.38
Nebraska	8	48	483	60.38
Illinois	8	51	472	59
Purdue	8	44	424	53
Rutgers	8	52	419	52.38
Oregon	8	52	413	51.63
Iowa	8	48	398	49.75
Indiana	8	46	380	47.5
Wisconsin	8	47	374	46.75
Minnesota	8	37	354	44.25
Southern California	9	48	368	40.89
Washington	8	39	312	39
UCLA	9	37	327	36.33
Penn St.	8	35	286	35.75
Michigan St.	8	32	269	33.63
Michigan	8	36	266	33.25
Northwestern	8	25	226	28.25
Ohio St.	8	23	181	22.63



**2024-25 Big Ten Football
Extended Team Leaders
In Conference games**

TIME OF POSSESSION

Team	G	Total possession	Avg/G
Nebraska	8	251:32	31:26
UCLA	9	282:22	31:22
Michigan St.	8	248:56	31:07
Ohio St.	8	248:09	31:01
Michigan	8	245:54	30:44
Southern California	9	276:34	30:44
Minnesota	8	244:46	30:36
Oregon	8	244:36	30:35
Penn St.	8	244:35	30:34
Rutgers	8	243:25	30:26
Indiana	8	240:44	30:05
Washington	8	239:15	29:55
Maryland	8	236:11	29:31
Iowa	8	230:32	28:49
Illinois	8	226:19	28:17
Wisconsin	8	226:00	28:15
Purdue	8	225:17	28:10
Northwestern	8	225:13	28:09



**2024-25 Big Ten Football
Conference Active Individual Leaders
In Conference games**

RUSHING (Minimum Games Played Pct. 75%, 10 Rushing Attempts/Game)

#	Player	G	Att.	Yds	Avg.	TD	Lg	Avg/g
---	--------	---	------	-----	------	----	----	-------

PASSING AVG/GAME (Minimum Games Played Pct. 75%)

#	Player	G	Comp-att-int	Yds	TD	Avg/g
---	--------	---	--------------	-----	----	-------

PASS EFFICIENCY (Minimum Games Played Pct. 75%, 15 Total Passes/Game)

#	Player	G	Comp-att-int	Yds	TD	Eff.
---	--------	---	--------------	-----	----	------

RECEPTIONS/GAME (Minimum Games Played Pct. 75%)

#	Player	G	No.	Yds	TD	Lg	Yds/g	Rec/g
---	--------	---	-----	-----	----	----	-------	-------

RECEIVE YDS/GAME (Minimum Games Played Pct. 75%)

#	Player	G	No.	Yds	TD	Long	Avg/c	Yds/g
---	--------	---	-----	-----	----	------	-------	-------

ALL PURPOSE (Minimum Games Played Pct. 75%)

#	Player	G	Rush	Rcv	PR	KR	Yds	Avg/g
---	--------	---	------	-----	----	----	-----	-------

PUNTING (Minimum Games Played Pct. 75%, 3.6 Punts/Game)

#	Player	G	No.	Yds	Lg	120	50+	TB	Avg.
---	--------	---	-----	-----	----	-----	-----	----	------

FIELD GOALS (Minimum Games Played Pct. 75%)

#	Player	G	Made	Att.	Long	Pct.	Avg.
---	--------	---	------	------	------	------	------

FIELD GOAL PCT (Minimum Games Played Pct. 75%)

#	Player	G	Made	Att.	Long	Pct.
---	--------	---	------	------	------	------

PAT KICKING PCT (Minimum Games Played Pct. 75%)

#	Player	G	Made	Att.	Pct.
---	--------	---	------	------	------

TOTAL OFFENSE (Minimum Games Played Pct. 75%)

#	Player	G	Rush	Pass	Plays	Total	Yds/g
---	--------	---	------	------	-------	-------	-------

SCORING (Minimum Games Played Pct. 75%)

#	Player	G	TD	FG	XPT	2XP	Pts	Pts/g
---	--------	---	----	----	-----	-----	-----	-------

SCORING (TDs) (Minimum Games Played Pct. 75%, 1 Touchdowns)

#	Player	G	Run	Rec	Ret	Pts	Avg/g
---	--------	---	-----	-----	-----	-----	-------

SCORING (KICK) (Minimum Games Played Pct. 75%)

#	Player	G	PAT	FG	Pts	Avg/g
---	--------	---	-----	----	-----	-------

PUNT RETURN AVG (Minimum Games Played Pct. 75%)

#	Player	G	No.	Yds	TD	Long	Avg.
---	--------	---	-----	-----	----	------	------

KICK RETURN AVG (Minimum Games Played Pct. 75%)

#	Player	G	No.	Yds	TD	Long	Avg.
---	--------	---	-----	-----	----	------	------



2024-25 Big Ten Football
Conference Active Individual Leaders
In Conference games

TACKLES (All positions) (Minimum Games Played Pct. 75%)

#	Player	G	Pos	Solo	Ast	Total	Avg/g
---	--------	---	-----	------	-----	-------	-------

SACKS (Minimum Games Played Pct. 75%)

#	Player	G	Pos	Solo	Ast	Total	Avg/g
---	--------	---	-----	------	-----	-------	-------

TACKLES FOR LOSS (Minimum Games Played Pct. 75%, 1.25 Total Tackles For Loss/Game)

#	Player	G	Pos	Solo	Ast	Total	Avg/g
---	--------	---	-----	------	-----	-------	-------



2024-25 Big Ten Football
Conference Active Individual Leaders
In Conference games

FUMBLES FORCED (Minimum Games
Played Pct. 75%)

#	Player	G	No.	Avg/g
---	--------	---	-----	-------

FUMBLES RECOVERED (Minimum
Games Played Pct. 75%)

#	Player	G	No.	Avg/g
---	--------	---	-----	-------

PASSES DEFENDED (Minimum Games
Played Pct. 75%)

#	Player	G	Brup	Int.	Total	Avg/g
---	--------	---	------	------	-------	-------

INTERCEPTIONS (Minimum Games
Played Pct. 75%)

#	Player	G	No.	Yds	TD	Long	Avg/g
---	--------	---	-----	-----	----	------	-------