



2024 BIG TEN FOOTBALL WEEKLY RELEASE - DECEMBER 5

Primary Contact: Megan Althoff, Director, Sports Communications • Office: 847-696-1010 ext. 129 • E-mail: mrowley@bigten.org • Twitter: @B1Gfootball

2024 CONFERENCE & OVERALL STANDINGS

	Conference Games					All Games					
	W-L	PCT	H	A	STRK	W-L	PCT	H	A	N	STRK
Oregon	9-0	1.00	5-0	4-0	W8	12-0	1.00	7-0	5-0	0-0	W12
Penn State	8-1	.889	4-1	4-0	W4	11-1	.917	6-1	5-0	0-0	W4
Indiana	8-1	.889	5-0	3-1	W1	11-1	.917	8-0	3-1	0-0	W1
Ohio State	7-2	.778	4-1	3-1	L1	10-2	.833	7-1	3-1	0-0	L1
Illinois	6-3	.667	3-1	3-2	W3	9-3	.750	6-1	3-2	0-0	W3
Iowa	6-3	.667	4-0	2-3	W2	8-4	.667	6-1	2-3	0-0	W2
Michigan	5-4	.556	4-1	1-3	W2	7-5	.583	6-2	1-3	0-0	W2
Minnesota	5-4	.556	2-2	3-2	W1	7-5	.583	4-3	3-2	0-0	W1
Rutgers	4-5	.444	2-3	2-2	W1	7-5	.583	4-3	3-2	0-0	W1
USC	4-5	.444	3-1	1-4	W1	6-6	.500	4-2	1-4	1-0	L1
Washington	4-5	.444	4-0	0-5	L1	6-6	.500	6-0	0-5	0-1	L1
Nebraska	3-6	.333	2-2	1-4	L1	6-6	.500	5-2	1-4	0-0	L1
Michigan State	3-6	.333	2-3	1-3	L1	5-7	.417	4-3	1-4	0-0	L1
UCLA	3-6	.333	1-4	2-2	L2	5-7	.417	2-4	3-3	0-0	W1
Wisconsin	3-6	.333	1-3	2-3	L5	5-7	.417	3-4	2-3	0-0	L5
Northwestern	2-7	.222	1-4	2-3	L3	4-8	.333	2-5	2-3	0-0	L3
Maryland	1-8	.125	1-4	0-3	L5	4-8	.333	3-4	1-3	0-0	L5
Purdue	0-9	.000	0-4	0-4	L9	1-11	.083	1-5	0-6	0-0	L11

BIG TEN FOOTBALL CHAMPIONSHIP GAME



SATURDAY, DEC. 7

#1 OREGON vs. #3 PENN STATE

8 p.m. ET

Television: CBS

Radio: Compass Media Networks

Indianapolis, Ind. • Lucas Oil Stadium (65,972)

CBS Announcers: Brad Nessler, Gary Danielson,
Jenny Dell

*Note: Final College Football Playoff
rankings will be released Dec. 8*

BIG TEN. BIG NEWS.

- Oregon and Penn State have earned berths into the 14th Big Ten Football Championship Game presented by Discover at 8 p.m. (ET) Saturday at Lucas Oil Stadium in Indianapolis, with the game televised to a live nationwide audience on CBS and broadcast on radio via Compass Media Network. In its inaugural season in the Big Ten, Oregon is making its first appearance in the Big Ten Football Championship Game, while Penn State will be making its second appearance in the title contest and first since 2016.
- At the conclusion of Saturday's game, one student-athlete will be chosen by a select media panel as the Grange-Griffin Most Valuable Player of the Big Ten Football Championship Game. Offensive players have earned the award 11 times (seven quarterbacks, four running backs) in the game's 13-year history, including the only two-time recipient, Michigan State quarterback Connor Cook (2013 and 2015). Michigan defensive back Mike Sainristil became the second defensive player to earn the award in 2023.
- This will be the fifth meeting between the Ducks and the Nittany Lions, with Penn State leading the all-time series 3-1. This will be the first Big Ten matchup between the two schools and first since the 1995 Rose Bowl, with Penn State earning a 38-20 win to conclude a 12-0 season.
- Penn State is seeking its fifth Big Ten Football Championship and first since 2016, when it beat Wisconsin 38-31. The Nittany Lions have won three Big Ten football titles in their history (1994, 2005, 2008).
- Oregon clinched a Big Ten Championship berth after a 16-13 win over Wisconsin on December 7. The Ducks finished the regular season undefeated for the first time since 2010 and the second time in program history. Oregon is the only FBS team to go undefeated in the regular season and one of just four to go unbeaten in conference play. The Ducks went 9-0 in conference play for the second time in program history, joining the 2010 team that went on to play for a national championship. Oregon's 13-game win streak is the longest active winning streak into the postseason.
- After Ohio State's 13-10 loss to Michigan, Penn State secured second place in the Big Ten with a 44-7 win over Maryland. Penn State finished with an 8-1 conference record (11-1 overall) which tied its best since 2016. Penn State reached 11 wins in a season for the 20th time in program history and 11 regular season wins for the seventh time. The Nittany Lions won 11 games in a season for the fifth time under James Franklin.
- Four Big Ten teams appear in the AP Poll this week. Oregon leads the conference at No. 1, followed by No. 3 Penn State, No. 9 Indiana and No. 22 Illinois.
- The Big Ten Conference remains firmly positioned within this week's College Football Playoff (CFP) rankings, with Oregon at No. 1, Penn State at No. 3, Indiana at No. 9 and Illinois at No. 21. The final CFP rankings will be released Sunday — later in the day, the matchups for the CFP national quarterfinals, semifinals, and the Big Ten's other bowl destinations will be announced.
- A record 12 Big Ten Conference schools — Oregon, Penn State, Indiana, Ohio State, Illinois, Iowa, Michigan, Minnesota, Rutgers, USC, Washington, and Nebraska — have clinched bowl berths by reaching six victories on the season.
- This season's CFP will consist of four rounds. The first round will be hosted by the higher seeds (5 vs. 12, 8 vs. 9, 6 vs. 11, and 7 vs. 10) on Friday, Dec. 20 and Saturday, Dec. 21. The remaining teams will advance to the quarterfinals to play the 1-4 seeds as part of the Fiesta Bowl, Peach Bowl, Rose Bowl and Sugar Bowl on Dec. 31 and Jan. 1. The semifinals will be hosted by the Orange Bowl on Thursday, Jan. 9 and Cotton Bowl on Friday, Jan. 10. The National Championship will be held on Monday, Jan. 20, at Mercedes-Benz Stadium in Atlanta, Ga.

WEEK 14 RESULTS

FRIDAY, NOV. 29

MINNESOTA def. WISCONSIN, 24-7

IOWA def. NEBRASKA, 13-10

SATURDAY, NOV. 30

ILLINOIS def. NORTHWESTERN, 38-28

MICHIGAN def. OHIO STATE, 13-10

RUTGERS def. MICHIGAN STATE, 41-14

PENN STATE def. MARYLAND, 44-7

UCLA def. FRESNO STATE, 20-13

NOTRE DAME def. USC, 49-35

INDIANA def. PURDUE, 66-0

OREGON def. WASHINGTON, 49-21

BIG LIFE. BIG STAGE. BIG TEN.

The Big Ten Academic Alliance is an academic consortium of all 18 Big Ten universities, which is widely considered to be the model for effective and voluntary collaboration among top research universities.

AP TOP 25 POLL Dec. 1				US LBM COACHES POLL Dec. 1				2024 BIG TEN PLAYERS OF THE WEEK presented by IFS.ai	
Rk.	School (Votes)	Record	Pts	Prev	Rk.	School (Votes)	Record	Pts	Prev
1.	OREGON (62)	1550	12-0	1	1.	OREGON (55)	12-0	1325	1
2.	Texas	1484	11-1	3	2.	Texas	11-1	1272	2
3.	PENN STATE	1378	11-1	4	3.	PENN STATE	11-1	1192	3
4.	Notre Dame	1373	11-1	5	4.	Notre Dame	11-1	1165	4
5.	Georgia	1302	10-2	6	5.	Georgia	10-2	1104	6
6.	Tennessee	1200	10-2	7	6.	Tennessee	10-2	1025	8
7.	OHIO STATE	1174	10-2	2	7.	SMU	11-1	977	10
8.	SMU	1127	11-1	9	8.	OHIO STATE	10-2	976	11
9.	INDIANA	1059	11-1	10	9.	INDIANA	11-1	895	12
10.	Boise State	1036	11-1	11	10.	Boise State	11-1	840	5
11.	Alabama	840	10-2	13	11.	Alabama	9-3	733	13
12.	Arizona State	832	10-2	14	12.	South Carolina	9-3	700	16
13.	South Carolina	789	9-3	16	13.	Arizona State	10-2	665	7
14.	Miami (FL)	756	10-2	8	14.	Miami (FL)	10-2	646	19
15.	Ole Miss	717	9-3	15	15.	Ole Miss	9-3	638	22
16.	Iowa State	647	10-2	17	16.	Iowa State	10-2	565	9
17.	BYU	548	10-2	19	17.	Clemson	9-3	457	21
18.	Clemson	502	9-3	12	18.	BYU	10-2	419	20
19.	UNLV	340	10-2	21	19.	UNLV	10-2	255	14
20.	Colorado	295	9-3	23	20.	Missouri	9-3	229	15
21.	ILLINOIS	274	9-3	22	21.	ILLINOIS	9-3	225	23
22.	Missouri	214	9-3	24	22.	Colorado	9-3	215	17
23.	Syracuse	206	9-3	NR	23.	Army	10-1	196	24
24.	Army	182	10-1	25	24.	Memphis	10-2	187	NR
25.	Memphis	121	10-2	NR	25.	Syracuse	9-3	108	NR

Others receiving votes: Texas A&M 93, Louisville 45, Duke 30, Kansas State 10, Tulane 9, LSU 6, Louisiana-Lafayette 5, Florida 4, **MICHIGAN 1**, Baylor 1.

Others receiving votes: Texas A&M 90; Duke 39; Tulane 37; Louisville 18; Kansas State 15; Louisiana 11; **MICHIGAN 2**; Georgia Tech 2; Miami (OH) 1; **IOWA 1**;

- 9/2 O: Miller Moss, R-Jr., QB, USC
D: Kevin Winston Jr., Jr., S, PSU
ST: Mateen Bhaghani, So., K, UCLA
ST: Dominic Zvada, Jr., K, MICH
F: Dylan Raiola, Fr., QB, NEB
- 9/9 O: Kyle Monangai, Sr., RB, RU
D: Xavier Scott, Jr., DB, ILL
ST: Tez Johnson, Sr., WR, ORE
F: Nick Marsh, Fr., WR, MSU
- 9/16 O: Kurtis Rourke, Sr., QB, IND
D: Dante Trader Jr., Sr., DB, MD
ST: Atticus Sappington, Jr., K, ORE
F: Kerry Brown, R-Fr., DB, MINN
- 9/23 O: Kaleb Johnson, Jr., RB, IOWA
O: Luke Altmeyer, Jr., QB, ILL
D: Josiah Stewart, Sr., EDGE, MICH
ST: Tommy Doman, Sr., P, MICH
F: Khmori House, Fr., ILB, WASH
- 9/30 O: Kaleb Mullings, Sr., RB, MICH
O: Tez Johnson, Sr., WR, ORE
D: Abdul Carter, Jr., DE/LB, PSU
ST: Dominic Zvada, Jr., K, MICH
F: Jeremiah Smith, WR, OSU
- 10/7 O: Kurtis Rourke, Sr., QB, IND
O: Emeka Egbuka, Gr., WR, OSU
D: Jordan Burch, Sr., DE, ORE
ST: Brian Buschini, Sr., P, NEB
F: Trech Kekahuna, WR, WIS
- 10/14 O: Dillon Gabriel, Sr., QB, ORE
O: Tyler Warren, Sr., TE, PSU
D: Aaron Graves, Jr., DL, IOWA
D: Koi Perich, Fr., DB, MINN
ST: Luke Akers, Jr., K/P, NU
F: Ryan Barker, K, PSU
- 10/21 O: Ethan Garbers, Sr., QB, UCLA
D: Gabe Jacas, Jr., OLB, ILL
ST: Jonathan Kim, Gr., P/K, MSU
F: Nick Marsh, WR, MSU
- 10/28 O: Max Brosmer, Gr., QB, MINN
D: D'Angelo Ponds, So., DB, IND
ST: Kaden Wetjen, Sr., K, IOWA
F: Koi Perich, Fr., DB, MINN
- 11/4 O: Kaleb Johnson, Jr., RB, IOWA
D: Carson Bruener, Sr., LB, WASH
ST: Dragan Kesich, Sr., K, MINN
F: Kwazi Gilmer, WR, UCLA
- 11/11 O: Will Howard, Gr., QB, OSU
D: Carson Schwesinger, Jr., LB, UCLA
ST: Dominic Zvada, Jr., K, MICH
F: Jeremiah Smith, WR, OSU
- 11/18 O: Tyler Warren, Sr., TE, PSU
D: Matayo Uiagalelei, So., OL, ORE
D: Russell Davis II, Jr., DL, WASH
ST: Atticus Sappington, Jr., K, ORE
F: Demond Williams Jr., QB, WASH
- 11/25 O: Pat Bryant, Sr., WR, ILL
O: Will Howard, Gr., QB, OSU
D: Cody Simon, Gr., LB, OSU
ST: Drew Stevens, Jr., K, IOWA
F: Jacory Barney Jr., WR, NEB
- 12/2 O: Aidan Laughery, So., RB, ILL
O: Kurtis Rourke, Sr., QB, IND
D: Jailin Walker, Sr., LB, IND
ST: Drew Stevens, Jr., K, IOWA
ST: Dominic Zvada, Jr., K, MICH
F: Antwan Raymond, RB, RUT

BIG TEN COACHING RECORDS

Coach, School	Career (Yrs)	At School (Yrs)	Big Ten Only
Bret Bielema, ILL	124-80 (16th)	27-22 (4th)	55-37
Curt Cignetti, IND	130-36 (14th)	11-1 (1st)	8-1
Kirk Ferentz, IOWA	215-144 (29th)	203-123 (26th)	127-89
Michael Locksley, MD	35-67 (10th)	33-41 (7th)	17-39
Sherrone Moore, MICH	7-5 (1st)	7-5 (1st)	5-4
P.J. Fleck, MINN	86-61 (12th)	56-39 (8th)	33-36
Jonathan Smith, MSU	39-42 (7th)	5-7 (1st)	3-6
Matt Rhule, NEB	58-56 (9th)	11-13 (2nd)	6-12
David Braun, NU	12-13 (2nd)	12-13 (2nd)	7-11
Dan Lanning, ORE	34-5 (3rd)	34-5 (3rd)	9-0
Ryan Day, OSU	66-10 (7th)	66-10 (7th)	46-5
James Franklin, PSU	123-55 (13th)	99-40 (11th)	64-33
Ryan Walters, PUR	5-19 (2nd)	5-19 (2nd)	3-15
Greg Schiano, RU	94-100 (16th)	94-100 (16th)	13-32
DeShaun Foster, UCLA	5-7 (1st)	5-7 (1st)	3-6
Lincoln Riley, USC	80-24 (8th)	25-14 (3rd)	4-5
Jedd Fisch, WASH	23-28 (4th)	6-6 (1st)	4-5
Luke Fickell, WIS	76-38 (9th)	13-14 (2nd)	11-15

BIG LIFE. BIG STAGE. BIG TEN.

Every Big Ten Academic Alliance institution ranks among the top 90 universities in the nation according to the 2024 Academic Ranking of World Universities, including 10 in the top 40.

CFP SELECTION COMMITTEE RANKINGS

NOV. 26

RANK	SCHOOL	RECORD
1.	OREGON	12-0
2.	Texas	11-1
3.	PENN STATE	10-1
4.	Notre Dame	11-1
5.	Georgia	10-2
6.	OHIO STATE	10-2
7.	Tennessee	10-2
8.	SMU	11-1
9.	INDIANA	11-1
10.	Boise State	11-1
11.	Alabama	9-3
12.	Miami	9-3
13.	Mississippi	9-3
14.	South Carolina	9-3
15.	Arizona State	10-2
16.	Iowa State	10-2
17.	Clemson	9-3
18.	BYU	10-2
19.	Missouri	9-3
20.	UNLV	10-2
21.	ILLINOIS	9-3
22.	Syracuse	9-3
23.	Colorado	9-3
24.	Army	10-1
25.	Memphis	10-2

COLLEGEPRESSBOX.COM

collegepressbox is the official media website for Division I football. Access and download game notes, quotes, statistics, media guides, headshots, logos and more for all FBS schools, conferences, postseason games, awards and the College Football Playoff. For access, please register for an account at collegepressbox.com/register.



FOLLOW THE BIG TEN

The Big Ten football page on bigten.org will feature notes, recaps, statistics, standings and more. You can also keep track of Big Ten football in real time by following the conference on Twitter @B1Gfootball and @BigTen or becoming a fan of the Big Ten Conference on Facebook to receive exclusive updates.



BIG TEN IN THE POLLS
AP/US LBM Coaches

	ILL	IND	IOWA	MD	MICH	MSU	MINN	NEB	NU	ORE	OSU	PSU	PUR	RU	UCLA	USC	WASH	WIS
Preseason	-/-	-/-	25/25	-/RV	9/8	-/-	-/-	RV/RV	-/-	3/3	2/2	8/9	-/-	-/-	-/-	23/23	RV/RV	RV/RV
Sept. 3	-/-	-/-	21/21	-/RV	10/9	-/-	-/-	RV/RV	-/-	7/6	2/2	8/8	-/-	-/-	-/-	13/14	RV/RV	RV/RV
Sept. 8	RV/RV	-/RV	RV/RV	-/-	17/16	-/RV	-/-	23/24	-/-	9/6	3/2	8/7	-/-	-/-	-/-	11/11	22/RV	RV/RV
Sept. 15	24/RV	RV/RV	RV/RV	-/-	18/17	-/RV	-/-	22/22	-/-	9/6	3/3	10/8	-/-	-/-	-/-	11/12	-/RV	-/-
Sept. 22	19/21	RV/RV	RV/RV	-/-	12/12	-/-	-/-	-/RV	-/-	8/7	3/3	9/8	-/-	-/RV	-/-	13/16	-/RV	-/-
Sept. 29	24/25	23/24	RV/RV	-/-	10/10	-/-	-/-	RV/RV	-/-	6/6	3/3	7/7	-/-	RV/RV	-/-	11/15	-/-	-/-
Oct. 6	23/23	18/20	RV/RV	-/-	24/21	-/-	-/-	RV/RV	-/-	3/3	2/2	4/5	-/-	-/RV	-/-	RV/RV	RV/RV	-/-
Oct. 13	22/21	16/18	RV/RV	-/-	24/22	-/-	-/-	RV/25	-/-	2/2	4/5	3/3	-/-	-/-	-/-	RV/-	-/-	-/-
Oct. 20	20/21	13/13	-/-	-/-	-/-	-/-	-/-	RV/RV	-/-	1/1	4/4	3/3	-/-	-/-	-/-	-/-	-/-	-/RV
Oct. 27	24/24	13/13	-/-	-/-	-/RV	-/-	-/-	-/-	-/-	1/1	4/4	3/3	-/-	-/-	-/-	-/-	-/-	-/-
Nov. 3	-/RV	8/10	RV/RV	-/-	-/-	-/-	-/RV	-/-	-/-	1/1	3/3	6/7	-/-	-/-	-/-	-/-	RV/-	-/-
Nov. 10	-/RV	5/6	-/-	-/-	-/-	-/-	-/-	-/-	-/-	1/1	2/2	4/5	-/-	-/-	-/-	-/-	-/-	-/-
Nov. 17	24/RV	5/5	-/-	-/-	-/-	-/-	-/-	-/-	-/-	1/1	2/2	4/4	-/-	-/-	-/-	-/-	-/-	-/-
Nov. 24	22/RV	10/10	-/RV	-/-	-/-	-/-	-/-	-/-	-/-	1/1	2/2	4/4	-/-	-/-	-/-	-/-	-/-	-/-
Dec. 1	21/21	9/9	-/RV	-/-	RV/RV	-/-	-/-	-/-	-/-	1/1	7/8	3/3	-/-	-/-	-/-	-/-	-/-	-/-

BIG TEN IN THE COLLEGE FOOTBALL PLAYOFF POLL

	ILL	IND	IOWA	MD	MICH	MSU	MINN	NEB	NU	ORE	OSU	PSU	PUR	RU	UCLA	USC	WASH	WIS
Nov. 5	-	8	-	-	-	-	-	-	-	1	2	6	-	-	-	-	-	-
Nov. 12	-	5	-	-	-	-	-	-	-	1	2	4	-	-	-	-	-	-
Nov. 19	25	5	-	-	-	-	-	-	-	1	2	4	-	-	-	-	-	-
Nov. 26	23	10	-	-	-	-	-	-	-	1	2	4	-	-	-	-	-	-
Dec. 3	21	9	-	-	-	-	-	-	-	1	6	3	-	-	-	-	-	-
Dec. 8																		

NOTE: First College Football Playoff poll to be released on Nov. 5

BIG LIFE. BIG STAGE. BIG TEN.

Every Big Ten Academic Alliance institution ranks among the top 90 universities in the nation according to the 2024 Academic Ranking of World Universities, including 10 in the top 40.

BIG TEN FOOTBALL AWARDS

The Big Ten will continue to honor its past while recognizing its current standouts at the conclusion of the 2024 campaign. The Big Ten's enhanced football awards program presents 19 individual trophies in addition to the Big Ten Championship trophy, bearing the names of one or two former standouts. The distinguished names on these football awards honor just a small sampling of the countless students and coaches who have contributed to the conference's rich and storied history.

Seventeen of the honors will be awarded immediately following the regular season, including awards for the best quarterback, running back, receiver, tight end, offensive lineman, defensive lineman, linebacker, defensive back, kicker, punter and return specialist. Each of these individual position awards features the names of two former standouts.

The Big Ten will also continue to honor the conference's top coaches, offensive and defensive players and linemen and freshmen with end-of-year trophies. Big Ten coaches have the opportunity to claim two awards. Media voters will select the Dave McClain Coach of the Year, which has been awarded since 1972, while coaches vote for the Hayes-Schembechler Coach of the Year award. The top offensive player will receive the Graham-George Offensive Player of the Year award, the best defensive player will be awarded the Nagurski-Woodson Defensive Player of the Year award and the top freshman will receive the Thompson-Randle El Freshman of the Year award.

The winner of the Discover Big Ten Football Championship Game will receive the Amos Alonzo Stagg Championship Trophy, while the most outstanding player in the game will be awarded the Grange-Griffin Championship Game Most Valuable Player award. The conference also created two postcollegiate awards - the Ford-Kinnick Leadership Award and the Dungy-Thompson Humanitarian Award.

The full list of awards, along with a breakdown of the former standouts appearing in each award's name, appears to the right.

NAME OF AWARD	NAMED FOR
Championship Game Awards	
Amos Alonzo Stagg Championship Trophy	Amos Alonzo Stagg, Chicago
Grange-Griffin Championship Game MVP <i>(media vote only)</i>	Harold Edward "Red" Grange, Illinois Archie Griffin, Ohio State
Postcollegiate Awards <i>(vote by school administrators)</i>	
Ford-Kinnick Leadership Award	Gerald R. Ford, Michigan Nile Kinnick, Iowa
Dungy-Thompson Humanitarian Award	Tony Dungy, Minnesota Anthony Thompson, Indiana
Annual Awards <i>(combined vote by coaches and media, unless otherwise noted)</i>	
Graham-George Offensive Player of the Year	Otto Graham, Northwestern Eddie George, Ohio State
Nagurski-Woodson Defensive Player of the Year	Bronislau "Bronko" Nagurski, Minnesota Charles Woodson, Michigan
Hayes-Schembechler Coach of the Year <i>(coaches vote only)</i>	Wayne Woodrow "Woody" Hayes, Ohio State Glenn Edward "Bo" Schembechler, Michigan
Dave McClain Coach of the Year <i>(media vote only)</i>	Dave McClain, Wisconsin
Thompson-Randle El Freshman of the Year	Darrell Thompson, Minnesota Antwaan Randle El, Indiana
Rimington-Pace Offensive Lineman of the Year	Dave Rimington, Nebraska Orlando Pace, Ohio State
Smith-Brown Defensive Lineman of the Year	Charles Aaron "Bubba" Smith, Michigan State Courtney Brown, Penn State
Griese-Brees Quarterback of the Year	Bob Griese, Purdue Drew Brees, Purdue
Ameche-Dayne Running Back of the Year	Alan Ameche, Wisconsin Ron Dayne, Wisconsin
Tatum-Woodson Defensive Back of the Year	Jack Tatum, Ohio State Rod Woodson, Purdue
Butkus-Fitzgerald Linebacker of the Year	Dick Butkus, Illinois Pat Fitzgerald, Northwestern
Richter-Howard Receiver of the Year	Pat Richter, Wisconsin Desmond Howard, Michigan
Kwalick-Clark Tight End of the Year	Ted Kwalick, Penn State Dallas Clark, Iowa
Bakken-Andersen Kicker of the Year	Jim Bakken, Wisconsin Morten Andersen, Michigan State
Eddleman-Fields Punter of the Year	Thomas Dwight "Dike" Eddleman, Illinois Brandon Fields, Michigan State
Rodgers-Dwight Return Specialist of the Year	Johnny Rodgers, Nebraska Tim Dwight, Iowa

BIG LIFE. BIG STAGE. BIG TEN.

The Big Ten leads all conferences with more than 1,900 Academic All-Americans, including 80 honorees during the 2023-24 academic year.

2024 BIG TEN FOOTBALL CHAMPIONSHIP GAME



The 2024 Big Ten Football Championship Game will kick off from Lucas Oil Stadium in Indianapolis at 8 p.m. ET on Dec. 7, 2024.

The winner of the East Division will meet the winner of the West Division, with the game's victor earning the Big Ten Championship and a chance to play in one of the six bowls that comprise the College Football Playoff, including the Rose Bowl Game.

CBS will serve as the official broadcast partner of the Big Ten Football Championship Game, while Lucas Oil Stadium will host the title games through at least 2024.

For more information on the Big Ten Football Championship Game, including details on potential public ticket sales, stadium safety protocols and ancillary events in and around the city of Indianapolis, visit the Game's official web site at bigten.org/fcg.

The Big Ten Communications staff will inform media members on credential application procedures at a later date.

CHAMPIONSHIP GAME QUICK FACTS

Date: Saturday, Dec. 7, 2024

Time: 8 p.m. ET

Television: CBS

Site: Indianapolis, Ind.

Facility: Lucas Oil Stadium

Surface: FieldTurf

Capacity: 65,972



BIG LIFE. BIG STAGE. BIG TEN.

Big Ten Academic Alliance schools annually conduct \$17 billion in funded research.

2024-25 BIG TEN BOWL DESTINATIONS



Game Above Sports Bowl
(Big Ten vs. MAC)
Thursday, Dec. 26, 2024
Ford Field, Detroit, Mich.
2 p.m., ESPN



Duke's Mayo Bowl
(Big Ten vs. ACC/ND)
Friday, January 3, 2025
Bank of America Stadium, Charlotte, NC
7:30 p.m., ESPN



Guaranteed Rate Bowl
(Big Ten vs. Big 12)
Thursday, Dec. 26, 2024
Chase Field, Phoenix, Ariz.
5:30 p.m., ESPN



Bad Boy Mowers PinStripe Bowl
(Big Ten vs. ACC)
Saturday, Dec. 28, 2024
Yankee Stadium, Bronx, N.Y.
Noon, ABC



Transperfect Music City Bowl
(Big Ten vs. SEC)
Monday, Dec. 30, 2024
Nissan Stadium, Nashville, Tenn.
2 :30 p.m., ESPN



ReliaQuest Bowl
(Big Ten vs. SEC)
Tuesday, Dec 31, 2024
Raymond James Stadium, Tampa, Fla.
Noon, ESPN



Cheez-It Citrus Bowl
(Big Ten vs. SEC)
Tuesday, Dec. 31, 2024
Camping World Stadium, Orlando, Fla.
3 p.m., ABC



Valero Alamo Bowl
(PAC-12 vs. BIG 12)
Saturday, Dec. 28, 2024
Alamo Dome, San Antonio, Texas
7:30 p.m., ABC



DIRECTV Holiday Bowl
(PAC-12 vs. ACC)
Friday, Dec. 27, 2024
Snapdragon Stadium, San Diego, Calif.
7:30 p.m., ESPN



SRS Distribution Las Vegas Bowl
(PAC-12 vs. SEC)
Friday, Dec. 27, 2024
Allegiant Stadium, Las Vegas, Nev.
10:30 p.m., ESPN



Tony the Tiger Sun Bowl
(PAC-12 vs. ACC/ND)
Tuesday, Dec. 31, 2024
Sun Bowl Stadium, El Paso, Texas
7:30 p.m., CBS



Art of Sport LA Bowl
(PAC-12 vs. Mountain West)
Wednesday, December 18, 2024
9:00 p.m., ESPN



Radiance Technologies Independence Bowl
(PAC-12 vs. AAC)
Saturday, Dec. 28, 2024
Independence Stadium, Shreveport, Louisiana
9:15 p.m., ESPN

PAC-12 Legacy Bowls

BIG LIFE. BIG STAGE. BIG TEN.

Big Ten Academic Alliance schools annually conduct \$10 billion in funded research,
\$5 billion more than any other conference.

2024-25 BIG TEN BOWL DESTINATIONS CONT.



CFB First Round games

Friday, Dec. 20, 2024: 8 p.m. | ACB/ESPN
 Saturday, Dec. 21, 2024: 12 p.m. | TNT
 Saturday, Dec. 21, 2024: 4 p.m. | TNT
 Saturday, Dec. 21, 2024: 8 p.m. | ABC/ESPN



Capital One Orange Bowl

(CFB Semifinal)
 Thursday, Jan. 9, 2024
 Hard Rock Stadium, Miami Gardens, Fla.
 7:30 p.m. ET, ESPN



Allstate Sugar Bowl

(CFP Quarterfinal)
 Wednesday Jan. 1, 2025
 Caesars Superdome, New Orleans, La.
 8:45 p.m., ESPN



Goodyear Cotton Bowl Classic

(CFB Semifinal)
 Friday, Jan. 10, 2025
 AT&T Stadium, Arlington, Texas
 7:30 p.m., ESPN



Rose Bowl Game

(CFP Quarterfinal)
 Wednesday, Jan. 1, 2025
 Rose Bowl, Pasadena, Calif.
 5 p.m., ESPN



Chick-fil-A Peach Bowl

(At-Large vs. At-Large)
 Wednesday, Jan. 1, 2025
 Mercedes-Benz Stadium, Atlanta, Ga.
 1 p.m., ESPN



Fiesta Bowl

(At-Large vs. At-Large)
 Tuesday, Dec. 31, 2024
 State Farm Stadium, Glendale, Ariz.
 1 p.m., ESPN



College Football Playoff National Championship Game

Monday, Jan. 20, 2025
 Mercedes-Benz Stadium, Atlanta, Ga.
 8 p.m., ESPN

NATIONAL
CHAMPIONSHIP

BIG LIFE. BIG STAGE. BIG TEN.

Big Ten Academic Alliance schools annually conduct \$10 billion in funded research,
 \$5 billion more than any other conference.

BIG TEN CHAMPIONSHIPS#

No.	Team	Years
45	Michigan	1898-1901c-02-03c-04c-06c-18c-22c-23c-25-26c-30c-31c-32c-33c-43c-47-48-49c-50-64-69c-71-72c-73c-74c-76c-77c-78c-80-82-86c-88-89-90c-91-92-97-98c-2000c-03-04c-21-22-23
39*	Ohio State	1916-17-20-35c-39-42-44-49c-54-55-57-61-68-69c-70-72c-73c-74c-75-76c-77c-79-81c-84-86c-93c-96c-98c-2002c-05c-06-07-08c-09-14-17-18-19-20
18	Minnesota	1900c-03c-04c-06c-09-10c-11-15c-27c-33c-34-35c-37-38-40-41-60c-67c
15	Illinois	1910c-14-15c-18c-19-23c-27c-28-46-51-53c-63-83-90c-2001
14	Wisconsin	1896-97-1901c-06c-12-52c-59-62-93c-98c-99-2010c-11-12
11	Iowa	1900c-21-22c-56-58-60c-81c-85-90c-2002c-04c
9	Michigan State	1953c-65-66-78c-87-90c-2010c-13-15
8	Northwestern	1903c-26c-30c-31c-36-95-96c-2000c
8	Purdue	1918c-29-31c-32c-43c-52c-67c-2000c
7	Chicago	1899-1905-07-08-13-22c-24
4	Penn State	1994-2005c-08c-16
2	Indiana	1945-67c

c - co-championship

- beginning in 2011, Big Ten Championship Game determined Big Ten Champion

* - all Ohio State wins vacated from 2010 season

NATIONAL CHAMPIONSHIPS

Since 1869, there have been more than 30 selectors of national champions using polls, historical research and mathematical rating systems. Beginning in 1936, the Associated Press (AP) began the best-known and most widely circulated poll of sportswriters and broadcasters. Prior to 1936, national champions were determined by historical research and retroactive ratings and polls. In addition, the national champion was selected before bowl games as follows – AP (1936-64 and 1966-67), United Press International (UPI; 1950-73), Football Writers Association of America (FWAA; 1954) and the National Football Foundation (NFF; 1959-70). In all other latter-day polls, national champions were selected after bowl games. From 1998-2013, national champions were selected by the Bowl Championship Series (BCS), AP, FWAA, NFF and the *USA Today* coaches poll (previously managed by UPI from 1950-91, *USA Today*/CNN from 1992-96 and *USA Today*/ESPN from 1997-2004). Beginning in 2014, national champions were selected by the College Football Playoff, AP, FWAA, NFF and the Amway coaches poll.

Current Big Ten teams have been named national champions 51 times, with Ohio State the most recent Big Ten national champion, winning the inaugural College Football Playoff National Championship Game following the 2014 season.

NATIONAL TITLES

No.	Team	Years
12	Michigan	1901-02-03-04-18-23-32-33-47-48-97-2023
8	Ohio State	1942-54-57-61-68-70-2002-14
7	Minnesota	1904-34-35-36-40-41-60
6	Michigan State	1951-52-55-57-65-66
5	Illinois	1914-19-23-27-51
5	Nebraska	1970-71-94-95-97
3	Iowa	1921-56-60
2	Chicago	1905-13
2	Penn State	1982-86
1	Maryland	1953
1	Rutgers	1869

2024 NATIONAL COLLEGE FOOTBALL AWARDS ASSOCIATION

FINALISTS

JOHN MACKEY AWARD

Cade Stover, Ohio State

DAVEY O'BRIEN AWARD

Dillon Gabriel, Oregon

PAYCOM JIM THORPE AWARD

Caleb Downs, Ohio State

WUERFFEL TROPHY

Nick Dawkins, Penn State

BERNADIK AWARD

Abdul Carter, Penn State
Caleb Downs, Ohio State

DOAK WALKER AWARD

Kaleb Johnson, Iowa

PAUL HORNUNG AWARD

Tyler Warren, Penn State

BURLSWORTH TROPHY

Bryce Boettcher, Oregon
James Carpenter, Indiana

JOHN MACKEY AWARD

Colston Loveland, Michigan

RAY GUY AWARD

Eddie Czaplicki, USC

BUTKUS AWARD

Carson Shewsinger, UCLA

MAXWELL AWARD

Dillon Gabriel, Oregon

WILLIAM V. CAMPBELL TROPHY

Olumuyiwa Fashanu, Penn State
Taulia Tagovailoa, Maryland
Zak Zinter, Michigan

OUTLAND TROPHY

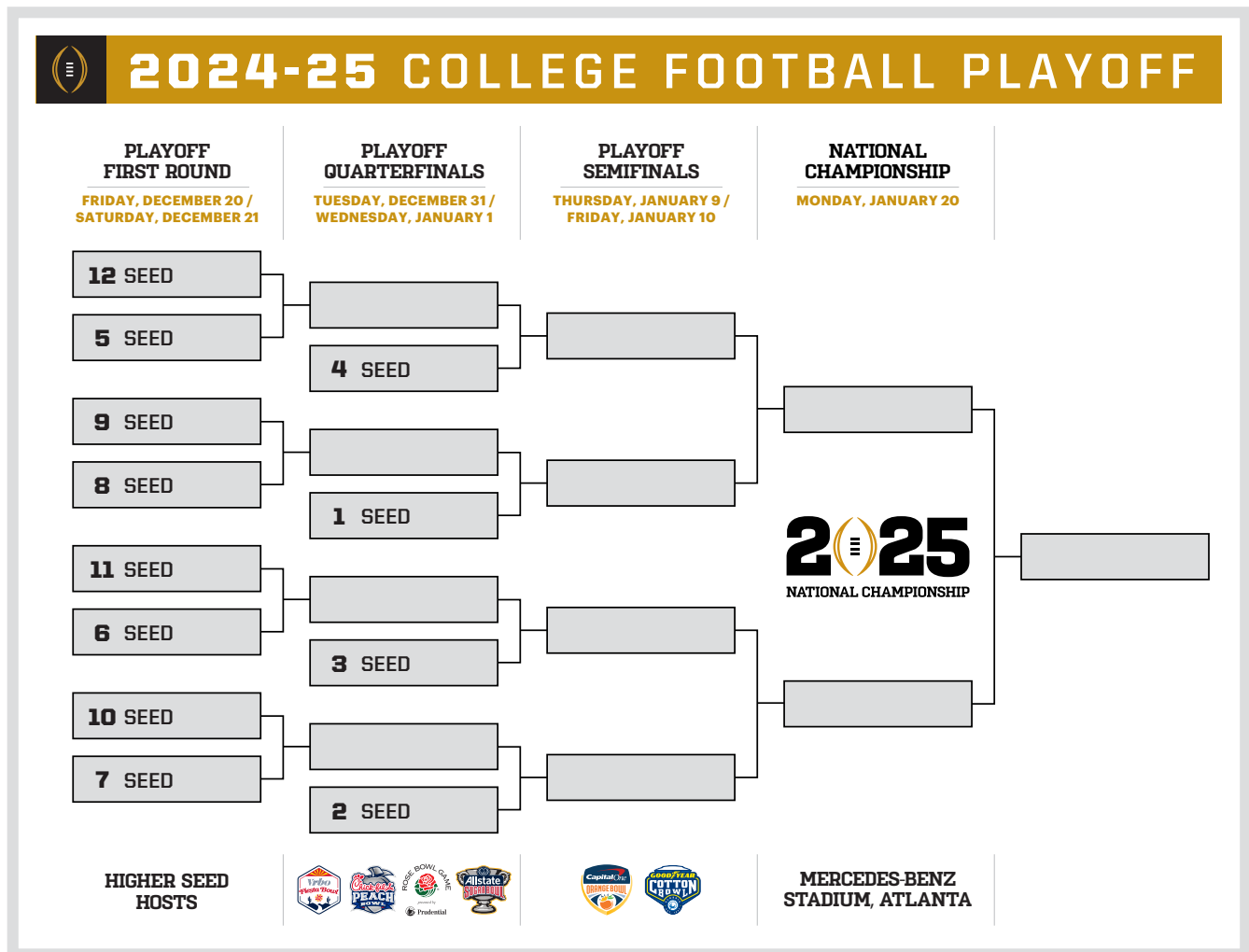
Mason Graham, Michigan

BIG LIFE. BIG STAGE. BIG TEN.

Big Ten schools have won at least five national championships in 25 of the last 29 years, averaging nearly seven per year during that span.

2024-25 COLLEGE FOOTBALL PLAYOFF FORMAT

- The 12 participating teams will be the five conference champions ranked highest by the CFP selection committee, plus the next seven highest-ranked teams.
- The ranking of the teams will continue to be done by a selection committee.
- The four highest-ranked conference champions will be seeded one through four and will receive a first-round bye. The fifth conference champion will be seeded where it was ranked or at No. 12 if it is outside the top 12 rankings. Non-conference champions ranked in the top four will be seeded beginning at No. 5. Because of this, the seeding, 1 through 12, could look different than the final rankings.
- The eight teams seeded No. 5-12 will play in a first round with the higher seeds hosting the lower seeds either on campus or at other sites designated by the higher-seeded institution (No. 12 at No. 5, No. 11 at No. 6, No. 10 at No. 7 and No. 9 at No. 8.).
- The selection committee will assign the four highest-ranked conference champions to Playoff Quarterfinals hosted by bowls. This will be done in consideration of historic bowl relationships, then in consideration of rankings. For example, if the Sugar Bowl hosts a Playoff Quarterfinal and the SEC champion is ranked No. 1 and the Big 12 champion is ranked No. 3, the SEC champion would be assigned to the Sugar Bowl and the Big 12 champion would be assigned elsewhere.
- With the four highest-ranked conference champions assigned to bowls, their four Playoff Quarterfinal opponents will be dictated by the bracket (i.e., No. 1 vs. No. 8/9 winner, No. 4 vs. No. 5/12 winner, No. 2 vs. 7/10 winner; No. 3 vs. 6/11 winner.)
- The College Football Playoff bracket will follow the selection committee’s rankings, with no modifications made to avoid rematches between teams that may have played during the regular season or are from the same conference.
- The bracket will remain in effect throughout the playoff (i.e., no re-seeding).
- The highest seed will receive preferential placement for the Playoff Semifinal bowl assignment.
- All 11 games will be under the CFP umbrella with the administrative policies determined by the CFP.



BIG LIFE. BIG STAGE. BIG TEN.

Big Ten schools have won at least five national championships in 26 of the last 30 years, averaging nearly seven per year during that span.

BIG TEN X ABBOTT - THE WE GIVE BLOOD DRIVE

Every season we give it everything we have. We give our strength, we give our souls and so much more – it’s in our blood. And now we can give that too. This season, Abbott and the Big Ten are pitting school against school in the largest blood donation competition of our lifetime to fight the largest blood shortage in a generation.

Want your school to win? Then don’t give up. Give blood. Every donation scores one point for your school on the leaderboard.











The winning school will receive \$1 million to advance student or community health.

Individual donors will be offered a free one month subscription to B1G+ and will be entered to win a trip to the 2024 Discover® Big Ten Football Championship Game on December 7, 2024.

Students will be able to donate at mobile blood drives on campus, and alumni, fans and students alike can donate at blood donation centers across the country. Results will be tracked in real time at BigTen.Org/Abbott after donors attribute donations to their favorite school.

BIG TEN DONATION LEADERBOARD

(as of Dec. 4)

BIG TEN DONATION LEADERBOARD			
	UNIVERSITY	LIVES SAVED	DONORS
	Nebraska	11442	3814
	Wisconsin	5829	1943
	Michigan	5700	1900
	UCLA	4443	1481
	Ohio State	4146	1382
	Iowa	3543	1181
	Michigan State	2937	979
	Illinois	2736	912
	Indiana	2574	858
	Purdue	2493	831


BIG TEN CONFERENCE

57,396

LIVES SAVED

19,132

DONORS



Big Life. Big Stage. Big Ten.

Since its inception in 1896, the pursuit and attainment of academic excellence has been a priority for every Big Ten member institution. But maintaining the conference's standard of competing at the highest level in athletics also endures as an important component of the Big Ten experience. Striking that balance between academics and athletics is integral to the Big Ten's identity. Recognized as one of intercollegiate sports' most successful undertakings, the Big Ten strives for success from its students not only on the field and in the classroom, but around the world as well.

PREMIER ACADEMIC INSTITUTIONS

The Big Ten Academic Alliance is an academic consortium of all 18 Big Ten universities, which is widely considered to be the model for effective and voluntary collaboration among top research universities.

Every Big Ten Academic Alliance institution ranks among the top 90 universities in the nation according to the 2024 Academic Ranking of World Universities, including 10 in the top 40.

The Big Ten leads all conferences with more than 1,900 Academic All-Americans, including 80 honorees during the 2023-24 academic year.

Big Ten Academic Alliance schools annually conduct \$17 billion in funded research.

A HISTORY OF ATHLETIC SUCCESS

Big Ten schools have won at least five national championships in 26 of the last 30 years, averaging nearly seven per year during that span.

Since the 2005-06 academic year, current Big Ten institutions have claimed 119 team national championships in 26 different sports.

BROAD-BASED PROGRAMMING

Big Ten institutions support more than 11,000 participation opportunities on 350 teams in 42 different sports.

The Big Ten sponsors 28 official conference sports, 14 for men and 14 for women.

The Big Ten leads the nation in total students competing in intercollegiate athletics and participation opportunities, and sponsors more official sports than all conferences except the Ivy League.

Nearly 2,000 Big Ten competitors have participated in the Olympics, winning more than 600 medals, including more than 200 gold. The Big Ten Conference enjoyed its finest performance at a single Olympic Games during the 2024 Summer Olympics in Paris, France, as athletes with Big Ten ties set conference records by earning 98 total medals and 27 gold medals during the 17-day competition, surpassing the previous mark of 51 medals at the 2020 Summer Games in Tokyo, Japan. All 18 Big Ten member schools were represented at the 2024 Summer Games, competing for 64 nations in 17 sports.

PASSIONATE FOLLOWING

The Big Ten leads all conferences with 9.4 million alumni and nearly 823,000 students.

Big Ten men's and women's basketball combined for 4.3 million fans in their home arenas throughout the 2023-24 season and paced the nation in total attendance. Volleyball Day in Nebraska attracted 92,003 fans, the largest attendance in women's sports history. All seven of the Big Ten ice hockey teams also ranked in the top 15 nationally in average attendance.

In 2023-24, Big Ten women's basketball programs set ratings records on seven different networks – BTN, FOX, FS1, NBC, Peacock, ESPN and CBS.

LEADERS IN INNOVATION

Took part in the nation's first bowl game, winning the 1902 Rose Bowl Game, and signed an exclusive contract with the Tournament of Roses in 1946, making it the first bowl with permanent conference affiliations.

Awarded the first Big Ten Medal of Honor in 1915, honoring outstanding seniors who demonstrated excellence in academics and athletics.

Formed the Big Ten Advisory Commission in 1972, enlisting former students that competed in conference athletics to serve as liaisons to the NCAA's Diversity and Inclusion Department, the Big Ten Student-Athlete Advisory Commission and other organizations.

Became the first conference to voluntarily adopt male and female participation goals after launching its Gender Equity Action Plan in 1992.

Launched the Big Ten Network (BTN) in 2007, the first national conference-owned television network.

Began partnering with the Ivy League to study the effects of head injuries in sports in 2012.

Twenty years after adding instant replay in 2004, announced a state-of-the-art replay center, featuring 18 dedicated replay bays and six dedicated medical observation stations.

Championed new legislation for football permitting coach-to-player helmet communication and the use of sideline video by student-athletes, and coaches, both of which were introduced in the fall of 2024.

EXTENSIVE TELEVISION EXPOSURE

Through the Big Ten's current media agreements with BTN, NBC, Peacock, CBS and FOX, more than 2,000 Big Ten events are produced and distributed nationally and globally on an annual basis.

BTN reaches nearly 50 million homes and is also available via the Fox Sports App, delivering live and on-demand programming to computers, smartphones and tablets. B1G+ streams more than 2,000 additional events each season.

COMMUNITY & IMPACT

The Big Ten Conference is dedicated to making a lasting impact on the communities where its major events are held. In recent years, the conference has hosted sports clinics, renovated recreation centers and given elementary-aged children the chance to experience major Big Ten events.

Around the Big Ten Football Championship Game and Basketball Tournaments, the conference focuses on creating meaningful improvements, aiming to leave each location better than it was found.

Moving forward, the Big Ten will continue to collaborate with the College Football Playoff Foundation, local sports organizations and school district foundations to enhance spaces for teachers and children and provide educational opportunities for youth.

2024 COMPOSITE FOOTBALL SCHEDULE

<i>DATE/MATCHUP</i>	<i>TIME</i>	<i>BROADCAST</i>	<i>DATE/MATCHUP</i>	<i>TIME</i>	<i>BROADCAST</i>
<u>THURSDAY, AUG. 29</u>			<u>SATURDAY, SEPT. 21</u>		
Howard at Rutgers	6 p.m.	Big Ten Network	Iowa at Minnesota	7:30 p.m.	NBC
North Carolina at Minnesota	8 p.m.	FOX	Michigan State at Boston College	8 p.m.	ACC Network
Eastern Illinois at Illinois	9 p.m.	Big Ten Network	Purdue at Oregon State	8:30 p.m.	The CW
<u>FRIDAY, AUG. 30</u>			<u>FRIDAY, SEPT. 27</u>		
Florida Atlantic at Michigan State	7 p.m.	Big Ten Network	Washington at Rutgers	8 p.m.	FOX
Western Michigan at Wisconsin	9 p.m.	FS1			
<u>SATURDAY, AUG. 31</u>			<u>SATURDAY, SEPT. 28</u>		
Penn State at West Virginia	12 p.m.	FOX	Maryland at Indiana	12 p.m.	Big Ten Network
Indiana State at Purdue	12 p.m.	Big Ten Network	Minnesota at Michigan	12 p.m.	FOX
Illinois State at Iowa	12 p.m.	Big Ten Network	Nebraska at Purdue (HC)	12 p.m.	Peacock
UConn at Maryland	12 p.m.	FS1	Wisconsin at USC	3:30 p.m.	CBS
Florida International at Indiana	3:30 p.m.	Big Ten Network	Ohio State at Michigan State	7 p.m.	Peacock
Akron at Ohio State	3:30 p.m.	CBS	Illinois at Penn State (HC)	7:30 p.m.	NBC
Miami (OH) at Northwestern	3:30 p.m.	Big Ten Network	Oregon at UCLA	11 p.m.	FOX
UTEP at Nebraska	3:30 p.m.	FOX			
Idaho at Oregon	7:30 p.m.	Big Ten Network	<u>FRIDAY, OCT. 4</u>		
Fresno State at Michigan	7:30 p.m.	NBC	Michigan State at Oregon	9 p.m.	FOX
UCLA at Hawaii	7:30 p.m.	CBS			
Weber State at Washington	11 p.m.	Big Ten Network	<u>SATURDAY, OCT. 5</u>		
			UCLA at Penn State	12 p.m.	FOX
			Purdue at Wisconsin	12 p.m.	Big Ten Network
			Indiana at Northwestern	3:30 p.m.	Big Ten Network
			Iowa at Ohio State	3:30 p.m.	CBS
			Rutgers at Nebraska	4 p.m.	FS1
			USC at Minnesota	7:30 p.m.	Big Ten Network
			Michigan at Washington	7:30 p.m.	NBC
			<u>FRIDAY, OCT. 11</u>		
			Maryland at Northwestern	8 p.m.	FOX or FS1
			<u>SATURDAY, OCT. 12</u>		
			Washington at Iowa	12 p.m.	FOX
			Wisconsin at Rutgers	12 p.m.	Big Ten Network
			Purdue at Illinois	3:30 p.m.	FS1
			Penn State at USC	3:30 p.m.	CBS
			Ohio State at Oregon	7:30 p.m.	NBC
			Minnesota at UCLA	9 p.m.	Big Ten Network
			<u>FRIDAY, OCT. 18</u>		
			Oregon at Purdue	8 p.m.	FOX
			<u>SATURDAY, OCT. 19</u>		
			Nebraska at Indiana (HC)	12 p.m.	FOX
			Wisconsin at Northwestern	12 p.m.	Big Ten Network
			UCLA at Rutgers (HC)	12 p.m.	FS1
			Michigan at Illinois	3:30 p.m.	CBS
			USC at Maryland (HC)	4 p.m.	FS1
			Iowa at Michigan State (HC)	7:30 p.m.	NBC
			<u>FRIDAY, OCT. 25</u>		
			Rutgers at USC	11 p.m.	FOX
			<u>SATURDAY, OCT. 26</u>		
			Washington at Indiana	12 p.m.	Big Ten Network
			Nebraska at Ohio State (HC)	12 p.m.	FOX
			Northwestern at Iowa (HC)	3:30 p.m.	Big Ten Network
			Maryland at Minnesota (HC)	3:30 p.m.	FS1
			Illinois at Oregon (HC)	3:30 p.m.	CBS
			Michigan State at Michigan	7:30 p.m.	Big Ten Network
			Penn State at Wisconsin (HC)	7:30 p.m.	NBC
			<u>SATURDAY, NOV. 2</u>		
			Minnesota at Illinois	12 p.m.	FS1
			Ohio State at Penn State	12 p.m.	FOX
			Northwestern at Purdue	12 p.m.	Big Ten Network
			Oregon at Michigan	3:30 p.m.	CBS
			Indiana at Michigan State	3:30 p.m.	Peacock
			UCLA at Nebraska	3:30 p.m.	Big Ten Network
			Wisconsin at Iowa	7:30 p.m.	NBC
			USC at Washington (HC)	7:30 p.m.	Big Ten Network

BIG LIFE. BIG STAGE. BIG TEN.

Through the Big Ten's new media agreements with BTN, CBS, FOX and NBC/Peacock, more than 2,000 Big Ten events are produced and distributed nationally and globally on an annual basis.

2024 COMPOSITE FOOTBALL SCHEDULE (cont.)

FRIDAY, NOV. 8

Iowa at UCLA 9 p.m. FOX

SATURDAY, NOV. 9

Purdue at Ohio State 12 p.m. FOX
 Minnesota at Rutgers 12 p.m. NBC
 Michigan at Indiana 3:30 p.m. CBS
 Maryland at Oregon 7 p.m. Big Ten Network
 Washington at Penn State 8 p.m. Peacock

FRIDAY, NOV. 15

UCLA at Washington 9 p.m. FOX

SATURDAY, NOV. 16

Ohio State at Northwestern (HC) [3] 12 p.m. Big Ten Network
 Michigan State at Illinois 2:30 p.m. FS1
 Penn State at Purdue 3:30 p.m. CBS
 Nebraska at USC (HC) 4 p.m. FOX
 Rutgers at Maryland 6 p.m. FS1
 Oregon at Wisconsin 7:30 p.m. NBC

FRIDAY, NOV. 22

Purdue at Michigan State 8 p.m. FOX

SATURDAY, NOV. 23

Iowa at Maryland 12 p.m. Big Ten Network
 Indiana at Ohio State 12 p.m. FOX
 Illinois at Rutgers 12 p.m. Peacock
 Northwestern at Michigan 3:30 p.m. FS1
 Penn State at Minnesota 3:30 p.m. CBS
 Wisconsin at Nebraska 3:30 p.m. Big Ten Network
 USC at UCLA 10:30 p.m. NBC

FRIDAY, NOV. 29

Minnesota at Wisconsin 12 p.m. CBS
 Nebraska at Iowa 7:30 p.m. NBC

SATURDAY, NOV. 30

Illinois at Northwestern 12 p.m. Big Ten Network
 Michigan at Ohio State 12 p.m. FOX
 Rutgers at Michigan State 3:30 p.m. FS1
 Maryland at Penn State 3:30 p.m. Big Ten Network
 Fresno State at UCLA 3:30 p.m. Big Ten Network
 Notre Dame at USC 3:30 p.m. CBS
 Purdue at Indiana 7 p.m. FS1
 Washington at Oregon 7:30 p.m. NBC

SATURDAY, DEC. 7

Big Ten Football Championship Game [4] 8 p.m. CBS

[1] Allegiate Stadium (Las Vegas, Nev.)

[2] Lumen Field (Seattle, Wash.)

[3] Wrigley Field (Chicago, Ill.)

[4] Lucas Oil Stadium (Indianapolis, Ind.)

Dates subject to change... All times Eastern

BIG TEN FOOTBALL MEDIA CONTACTS

Illinois Brett Moore	btmoore3@illinois.edu
Indiana Jeff Keag Greg Campbell	jkeag@iu.edu campbeg@iu.edu
Iowa Matt Weitzel James Allan	matthew-weitzel@uiowa.edu james-allan@uiowa.edu
Maryland Dustin Semonavick Alyssa Muir	dustin@umd.edu amuir@umd.edu
Michigan David Ablauf Chad Shepard	dablauf@umich.edu shepchad@umich.edu
Michigan State Ben Phlegar	phlegarb@ath.msu.edu
Minnesota Paul Rovnak Karl Anderson	psrovnak@umn.edu kganders@umn.edu
Nebraska Keith Mann	kmann@huskers.com
Northwestern Zach Wingrove	zachary.wingrove@northwestern.edu
Ohio State Jerry Emig Mike Basford	emig.2@osu.edu basford.16@osu.edu
Oregon Nate Krueger Todd Miles	nkrueger@uoregon.edu miles@uoregon.edu
Penn State Greg Kincaid	grk5016@psu.edu
Purdue Adam Kuffner Patrick Crawford	kuffner@purdue.edu pcrawf@purdue.edu
Rutgers Jimmy Gill	jgill@scarletknights.com
UCLA Andrew Sinatra	asinatra@athletics.ucla.edu
USC Katie Ryan	katierya@usc.edu
Washington Jeff Bechtold Hailee Roe	bechtold@uw.edu hroe2@uw.edu
Wisconsin Patrick Herb Nate Jelinek	PAH@athletics.wisc.edu NJJ@athletics.wisc.edu

BIG



BIG LIFE. BIG STAGE. BIG TEN.

Big Ten institutions support more than 11,000 participation opportunities on 350 teams in 42 different sports.



2024-25 Big Ten Football
Standings
All games

Team	Overall	Pct.	Conference	Pct.	PF	PA	Home	Away	Neut.	Streak
Oregon	12-0	1.000	9-0	1.000	422	194	7-0	5-0	0-0	W 12
Indiana	11-1	.917	8-1	.889	520	176	8-0	3-1	0-0	W 1
Penn St.	11-1	.917	8-1	.889	400	168	6-1	5-0	0-0	W 4
Ohio St.	10-2	.833	7-2	.778	426	131	7-1	3-1	0-0	L 1
Illinois	9-3	.750	6-3	.667	347	265	6-1	3-2	0-0	W 3
Iowa	8-4	.667	6-3	.667	336	205	6-1	2-3	0-0	W 2
Minnesota	7-5	.583	5-4	.556	316	210	4-3	3-2	0-0	W 1
Michigan	7-5	.583	5-4	.556	267	246	6-2	1-3	0-0	W 2
Rutgers	7-5	.583	4-5	.444	335	286	4-3	3-2	0-0	W 1
Washington	6-6	.500	4-5	.444	270	274	6-0	0-5	0-1	L 1
Southern California	6-6	.500	4-5	.444	357	282	4-2	1-4	1-0	L 1
Nebraska	6-6	.500	3-6	.333	286	238	5-2	1-4	0-0	L 1
UCLA	5-7	.417	3-6	.333	221	303	2-4	3-3	0-0	W 1
Wisconsin	5-7	.417	3-6	.333	271	277	3-4	2-3	0-0	L 5
Michigan St.	5-7	.417	3-6	.333	232	313	4-3	1-4	0-0	L 1
Northwestern	4-8	.333	2-7	.222	214	316	2-5	2-3	0-0	L 3
Maryland	4-8	.333	1-8	.111	284	365	3-4	1-4	0-0	L 5
Purdue	1-11	.083	0-9	.000	189	479	1-5	0-6	0-0	L 11



**2024-25 Big Ten Football
Team Highs
All games**

POINTS	77	Indiana vs Western Ill. (09/06/2024)
POINTS SCORED KICKING	20	Michigan St. vs Iowa (10/19/2024)
TOUCHDOWNS	11	Indiana vs Western Ill. (09/06/2024)
TOTAL OFFENSE YARDS	718	Penn St. vs Kent St. (09/21/2024)
TOTAL OFFENSE PLAYS	90	Northwestern vs Illinois (11/30/2024)
TOTAL OFFENSE YARDS/PLAY	10.3	Indiana vs Western Ill. (09/06/2024)
RUSHING YARDS	329	Iowa vs Wisconsin (11/02/2024)
	329	Rutgers vs Howard (08/29/2024)
RUSHING ATTEMPTS	58	Iowa at Maryland (11/23/2024)
YARDS PER RUSH	9.0	Ohio St. vs Marshall (09/21/2024)
RUSHING TDS	7	Indiana vs Western Ill. (09/06/2024)
LONGEST RUSH	86	Ohio St. vs Marshall (09/21/2024)
PASSING YARDS	410	Ohio St. vs Western Mich. (09/07/2024)
PASSING ATTEMPTS	61	Northwestern vs Illinois (11/30/2024)
PASSING TDS	6	Indiana vs Purdue (11/30/2024)
LONGEST PASS	84	Indiana vs Purdue (11/30/2024)
PASSES COMPLETED	41	Oregon vs Idaho (08/31/2024)
HAD INTERCEPTED	3	Maryland at Penn St. (11/30/2024)
	3	Northwestern vs Illinois (11/30/2024)
	3	Southern California at Washington (11/02/2024)
	3	Nebraska at Indiana (10/19/2024)
	3	UCLA vs Minnesota (10/12/2024)
	3	Penn St. at Southern California (10/12/2024)
	3	Michigan St. at Boston College (09/21/2024)
	3	Michigan vs Arkansas St. (09/14/2024)
PASS COMPLETION PCT	90.5	Indiana vs Western Ill. (09/06/2024)
PASSING YARDS/ATTEMPT	18.0	Indiana vs Western Ill. (09/06/2024)
YARDS PER CATCH	20.8	Illinois at Rutgers (11/23/2024)
FIELD GOAL ATTEMPTS	7	Michigan St. vs Iowa (10/19/2024)
FIELD GOALS MADE	6	Michigan St. vs Iowa (10/19/2024)
LONGEST FIELD GOAL	59	Illinois vs Central Mich. (09/14/2024)



2024-25 Big Ten Football
Team Highs
All games

FIELD GOAL PCT	
100.0	Washington at Oregon (11/30/2024)
100.0	Rutgers at Michigan St. (11/30/2024)
100.0	UCLA vs Fresno St. (11/30/2024)
100.0	Michigan at Ohio St. (11/30/2024)
100.0	Illinois at Northwestern (11/30/2024)
100.0	Iowa vs Nebraska (11/29/2024)
100.0	Southern California at UCLA (11/23/2024)
100.0	UCLA vs Southern California (11/23/2024)
100.0	Michigan vs Northwestern (11/23/2024)
100.0	Northwestern at Michigan (11/23/2024)
100.0	Nebraska vs Wisconsin (11/23/2024)
100.0	Penn St. at Minnesota (11/23/2024)
100.0	Minnesota vs Penn St. (11/23/2024)
100.0	Ohio St. vs Indiana (11/23/2024)
100.0	Rutgers vs Illinois (11/23/2024)
100.0	Iowa at Maryland (11/23/2024)
100.0	Illinois at Rutgers (11/23/2024)
100.0	Michigan St. vs Purdue (11/22/2024)
100.0	Oregon at Wisconsin (11/16/2024)
100.0	Wisconsin vs Oregon (11/16/2024)
100.0	Rutgers at Maryland (11/16/2024)
100.0	Nebraska at Southern California (11/16/2024)
100.0	Michigan St. at Illinois (11/16/2024)
100.0	Illinois vs Michigan St. (11/16/2024)
100.0	Ohio St. at Northwestern (11/16/2024)
100.0	Washington vs UCLA (11/15/2024)
100.0	Maryland at Oregon (11/09/2024)
100.0	Oregon vs Maryland (11/09/2024)
100.0	Indiana vs Michigan (11/09/2024)
100.0	Michigan at Indiana (11/09/2024)
100.0	Rutgers vs Minnesota (11/09/2024)
100.0	Minnesota at Rutgers (11/09/2024)
100.0	Ohio St. vs Purdue (11/09/2024)
100.0	Iowa at UCLA (11/08/2024)
100.0	Wisconsin at Iowa (11/02/2024)
100.0	Washington vs Southern California (11/02/2024)
100.0	Oregon at Michigan (11/02/2024)
100.0	Michigan vs Oregon (11/02/2024)
100.0	Indiana at Michigan St. (11/02/2024)
100.0	Michigan St. vs Indiana (11/02/2024)
100.0	UCLA at Nebraska (11/02/2024)
100.0	Ohio St. at Penn St. (11/02/2024)
100.0	Northwestern at Purdue (11/02/2024)
100.0	Purdue vs Northwestern (11/02/2024)
100.0	Penn St. vs Ohio St. (11/02/2024)
100.0	Minnesota at Illinois (11/02/2024)
100.0	Michigan vs Michigan St. (10/26/2024)
100.0	Wisconsin vs Penn St. (10/26/2024)
100.0	Iowa vs Northwestern (10/26/2024)
100.0	Maryland at Minnesota (10/26/2024)
100.0	Minnesota vs Maryland (10/26/2024)
100.0	Oregon vs Illinois (10/26/2024)
100.0	Illinois at Oregon (10/26/2024)
100.0	Washington at Indiana (10/26/2024)
100.0	Nebraska at Ohio St. (10/26/2024)
100.0	Indiana vs Washington (10/26/2024)



**2024-25 Big Ten Football
Team Highs
All games**

PAT KICKS ATTEMPTED	11	Indiana vs Western Ill. (09/06/2024)
PAT KICKS MADE	11	Indiana vs Western Ill. (09/06/2024)



2024-25 Big Ten Football
Team Highs
All games

PAT KICKS PCT	
100.0	Indiana vs Purdue (11/30/2024)
100.0	Oregon vs Washington (11/30/2024)
100.0	Washington at Oregon (11/30/2024)
100.0	Penn St. vs Maryland (11/30/2024)
100.0	Maryland at Penn St. (11/30/2024)
100.0	Rutgers at Michigan St. (11/30/2024)
100.0	Michigan St. vs Rutgers (11/30/2024)
100.0	UCLA vs Fresno St. (11/30/2024)
100.0	Southern California vs Notre Dame (11/30/2024)
100.0	Ohio St. vs Michigan (11/30/2024)
100.0	Michigan at Ohio St. (11/30/2024)
100.0	Northwestern vs Illinois (11/30/2024)
100.0	Illinois at Northwestern (11/30/2024)
100.0	Nebraska at Iowa (11/29/2024)
100.0	Iowa vs Nebraska (11/29/2024)
100.0	Wisconsin vs Minnesota (11/29/2024)
100.0	Minnesota at Wisconsin (11/29/2024)
100.0	Southern California at UCLA (11/23/2024)
100.0	UCLA vs Southern California (11/23/2024)
100.0	Michigan vs Northwestern (11/23/2024)
100.0	Wisconsin at Nebraska (11/23/2024)
100.0	Nebraska vs Wisconsin (11/23/2024)
100.0	Minnesota vs Penn St. (11/23/2024)
100.0	Ohio St. vs Indiana (11/23/2024)
100.0	Indiana at Ohio St. (11/23/2024)
100.0	Rutgers vs Illinois (11/23/2024)
100.0	Iowa at Maryland (11/23/2024)
100.0	Maryland vs Iowa (11/23/2024)
100.0	Purdue at Michigan St. (11/22/2024)
100.0	Michigan St. vs Purdue (11/22/2024)
100.0	Oregon at Wisconsin (11/16/2024)
100.0	Wisconsin vs Oregon (11/16/2024)
100.0	Maryland vs Rutgers (11/16/2024)
100.0	Rutgers at Maryland (11/16/2024)
100.0	Nebraska at Southern California (11/16/2024)
100.0	Southern California vs Nebraska (11/16/2024)
100.0	Penn St. at Purdue (11/16/2024)
100.0	Purdue vs Penn St. (11/16/2024)
100.0	Illinois vs Michigan St. (11/16/2024)
100.0	Northwestern vs Ohio St. (11/16/2024)
100.0	Ohio St. at Northwestern (11/16/2024)
100.0	Washington vs UCLA (11/15/2024)
100.0	UCLA at Washington (11/15/2024)
100.0	Penn St. vs Washington (11/09/2024)
100.0	Maryland at Oregon (11/09/2024)
100.0	Oregon vs Maryland (11/09/2024)
100.0	Indiana vs Michigan (11/09/2024)
100.0	Rutgers vs Minnesota (11/09/2024)
100.0	Ohio St. vs Purdue (11/09/2024)
100.0	Iowa at UCLA (11/08/2024)
100.0	UCLA vs Iowa (11/08/2024)
100.0	Wisconsin at Iowa (11/02/2024)
100.0	Iowa vs Wisconsin (11/02/2024)
100.0	Southern California at Washington (11/02/2024)
100.0	Washington vs Southern California (11/02/2024)
100.0	Oregon at Michigan (11/02/2024)



**2024-25 Big Ten Football
Team Highs
All games**

2 POINTS PATS MADE	2	Purdue at Illinois (10/12/2024)
PUNTS	10	Purdue vs Notre Dame (09/14/2024)
LONGEST PUNT	74	Wisconsin at Southern California (09/28/2024)
YARDS PUNTED	428	Purdue vs Notre Dame (09/14/2024)
PUNTING AVG	57.0	Iowa vs Washington (10/12/2024)
PUNT RETURNS	6	Illinois vs Michigan St. (11/16/2024)
	6	Iowa vs Illinois St. (08/31/2024)
PUNT RETURN YARDS	111	Iowa vs Northwestern (10/26/2024)
PUNT RETURN AVG	54.5	Oregon vs Boise St. (09/07/2024)
LONGEST PUNT RETURN	85	Iowa vs Northwestern (10/26/2024)
	85	Oregon vs Boise St. (09/07/2024)
KICK RETURN	6	Southern California vs Notre Dame (11/30/2024)
	6	Southern California at Washington (11/02/2024)
	6	Iowa at Michigan St. (10/19/2024)
	6	Nebraska at Indiana (10/19/2024)
KICK RETURN YARDS	161	Northwestern at Washington (09/21/2024)
KICK RETURN AVERAGE	66.0	Penn St. vs Maryland (11/30/2024)
LONGEST KICK RETURN	100	Oregon vs Boise St. (09/07/2024)
KICK RETURN TDS	1	Oregon vs Boise St. (09/07/2024)
INTERCEPTIONS	3	Penn St. vs Maryland (11/30/2024)
	3	Illinois at Northwestern (11/30/2024)
	3	Washington vs Southern California (11/02/2024)
	3	Indiana vs Nebraska (10/19/2024)
	3	Minnesota at UCLA (10/12/2024)
	3	Southern California vs Penn St. (10/12/2024)
	3	Minnesota vs Nevada (09/14/2024)
	3	Illinois vs Kansas (09/07/2024)
	3	Minnesota vs Rhode Island (09/07/2024)
INTERCEPTION RETURN YARDS	100	Michigan St. vs Prairie View (09/14/2024)
INTERCEPTION RETURN AVERAGE	100.0	Michigan St. vs Prairie View (09/14/2024)
LONGEST INTERCEPTION RETURN	100	Michigan St. vs Prairie View (09/14/2024)
INTERCEPTION RETURN TDS	1	Northwestern vs Illinois (11/30/2024)
	1	Nebraska at Southern California (11/16/2024)
	1	UCLA at Nebraska (11/02/2024)
	1	Penn St. vs Ohio St. (11/02/2024)
	1	Penn St. at Wisconsin (10/26/2024)
	1	Northwestern at Iowa (10/26/2024)
	1	Minnesota vs Maryland (10/26/2024)
	1	Indiana vs Washington (10/26/2024)
	1	UCLA vs Oregon (09/28/2024)
	1	Southern California vs Wisconsin (09/28/2024)
	1	Nebraska at Purdue (09/28/2024)
	1	Michigan vs Southern California (09/21/2024)
	1	Michigan St. vs Prairie View (09/14/2024)
	1	Iowa vs Troy (09/14/2024)
	1	Nebraska vs Colorado (09/07/2024)
	1	Illinois vs Kansas (09/07/2024)
	1	Minnesota vs Rhode Island (09/07/2024)
	1	Indiana vs Western Ill. (09/06/2024)
	1	Michigan vs Fresno St. (08/31/2024)
	1	Ohio St. vs Akron (08/31/2024)
	1	Rutgers vs Howard (08/29/2024)
FUMBLES LOST	3	Purdue at Indiana (11/30/2024)
	3	Maryland vs Northwestern (10/11/2024)
FUMBLES RECOVERED	3	Indiana vs Purdue (11/30/2024)
	3	Northwestern at Maryland (10/11/2024)



2024-25 Big Ten Football
Team Highs
All games

SACKED BY OPP	10	Washington at Oregon (11/30/2024)
QB SACKS	6	Rutgers vs Illinois (11/23/2024)
	6	UCLA at Washington (11/15/2024)
	6	Purdue vs Oregon (10/18/2024)
	6	Illinois at Nebraska (09/20/2024)
TURNOVERS COMMITTED	5	Purdue at Indiana (11/30/2024)
	5	Nebraska at Indiana (10/19/2024)
TURNOVERS CAUSED	5	Indiana vs Purdue (11/30/2024)
	5	Indiana vs Nebraska (10/19/2024)
KICKS BLOCKED	2	Penn St. at Minnesota (11/23/2024)
	2	Michigan St. vs Indiana (11/02/2024)
	2	Nebraska vs Rutgers (10/05/2024)
	2	Nebraska at Purdue (09/28/2024)
	2	Washington vs Eastern Mich. (09/07/2024)
FIRST DOWNS	19	Penn St. vs Kent St. (09/21/2024)
1ST DOWN RUSHING	21	Rutgers vs Howard (08/29/2024)
1ST DOWN PASSING	24	Oregon vs Idaho (08/31/2024)
1ST DOWN BY PENALTY	8	Nebraska at Purdue (09/28/2024)
PENALTIES	16	Washington vs Washington St. (N) (09/14/2024)
PENALTIES YARDS	165	Purdue vs Nebraska (09/28/2024)



**2024-25 Big Ten Football
Opponent Highs
All games**

POINTS	66	Purdue at Indiana (11/30/2024)
	66	Purdue vs Notre Dame (09/14/2024)
POINTS SCORED KICKING	20	Iowa at Michigan St. (10/19/2024)
TOUCHDOWNS	9	Purdue at Indiana (11/30/2024)
	9	Purdue vs Notre Dame (09/14/2024)
TOTAL OFFENSE YARDS	589	Purdue at Wisconsin (10/05/2024)
TOTAL OFFENSE PLAYS	90	Illinois at Northwestern (11/30/2024)
TOTAL OFFENSE YARDS/PLAY	9.2	Illinois vs Purdue (10/12/2024)
RUSHING YARDS	362	Purdue vs Notre Dame (09/14/2024)
RUSHING ATTEMPTS	58	Maryland vs Iowa (11/23/2024)
YARDS PER RUSH	8.2	Purdue vs Notre Dame (09/14/2024)
RUSHING TDS	6	Purdue vs Notre Dame (09/14/2024)
LONGEST RUSH	78	Washington at Penn St. (11/09/2024)
PASSING YARDS	400	Southern California vs Penn St. (10/12/2024)
PASSING ATTEMPTS	61	Illinois at Northwestern (11/30/2024)
PASSING TDS	6	Purdue at Indiana (11/30/2024)
LONGEST PASS	84	Purdue at Indiana (11/30/2024)
PASSES COMPLETED	39	Southern California at Maryland (10/19/2024)
HAD INTERCEPTED	3	Penn St. vs Maryland (11/30/2024)
	3	Illinois at Northwestern (11/30/2024)
	3	Washington vs Southern California (11/02/2024)
	3	Indiana vs Nebraska (10/19/2024)
	3	Minnesota at UCLA (10/12/2024)
	3	Southern California vs Penn St. (10/12/2024)
	3	Minnesota vs Nevada (09/14/2024)
	3	Illinois vs Kansas (09/07/2024)
	3	Minnesota vs Rhode Island (09/07/2024)
PASS COMPLETION PCT	85.0	Oregon vs Washington (11/30/2024)
PASSING YARDS/ATTEMPT	13.8	Nebraska at Ohio St. (10/26/2024)
YARDS PER CATCH	20.8	Rutgers vs Illinois (11/23/2024)
FIELD GOAL ATTEMPTS	7	Iowa at Michigan St. (10/19/2024)
FIELD GOALS MADE	6	Iowa at Michigan St. (10/19/2024)
LONGEST FIELD GOAL	57	Iowa at UCLA (11/08/2024)
	57	Washington vs Eastern Mich. (09/07/2024)



2024-25 Big Ten Football
Opponent Highs
All games

FIELD GOAL PCT	
100.0	Oregon vs Washington (11/30/2024)
100.0	Michigan St. vs Rutgers (11/30/2024)
100.0	UCLA vs Fresno St. (11/30/2024)
100.0	Ohio St. vs Michigan (11/30/2024)
100.0	Northwestern vs Illinois (11/30/2024)
100.0	Nebraska at Iowa (11/29/2024)
100.0	UCLA vs Southern California (11/23/2024)
100.0	Southern California at UCLA (11/23/2024)
100.0	Northwestern at Michigan (11/23/2024)
100.0	Michigan vs Northwestern (11/23/2024)
100.0	Wisconsin at Nebraska (11/23/2024)
100.0	Minnesota vs Penn St. (11/23/2024)
100.0	Penn St. at Minnesota (11/23/2024)
100.0	Indiana at Ohio St. (11/23/2024)
100.0	Illinois at Rutgers (11/23/2024)
100.0	Maryland vs Iowa (11/23/2024)
100.0	Rutgers vs Illinois (11/23/2024)
100.0	Purdue at Michigan St. (11/22/2024)
100.0	Wisconsin vs Oregon (11/16/2024)
100.0	Oregon at Wisconsin (11/16/2024)
100.0	Maryland vs Rutgers (11/16/2024)
100.0	Southern California vs Nebraska (11/16/2024)
100.0	Illinois vs Michigan St. (11/16/2024)
100.0	Michigan St. at Illinois (11/16/2024)
100.0	Northwestern vs Ohio St. (11/16/2024)
100.0	UCLA at Washington (11/15/2024)
100.0	Oregon vs Maryland (11/09/2024)
100.0	Maryland at Oregon (11/09/2024)
100.0	Michigan at Indiana (11/09/2024)
100.0	Indiana vs Michigan (11/09/2024)
100.0	Minnesota at Rutgers (11/09/2024)
100.0	Rutgers vs Minnesota (11/09/2024)
100.0	Purdue at Ohio St. (11/09/2024)
100.0	UCLA vs Iowa (11/08/2024)
100.0	Iowa vs Wisconsin (11/02/2024)
100.0	Southern California at Washington (11/02/2024)
100.0	Michigan vs Oregon (11/02/2024)
100.0	Oregon at Michigan (11/02/2024)
100.0	Michigan St. vs Indiana (11/02/2024)
100.0	Indiana at Michigan St. (11/02/2024)
100.0	Nebraska vs UCLA (11/02/2024)
100.0	Penn St. vs Ohio St. (11/02/2024)
100.0	Purdue vs Northwestern (11/02/2024)
100.0	Northwestern at Purdue (11/02/2024)
100.0	Ohio St. at Penn St. (11/02/2024)
100.0	Illinois vs Minnesota (11/02/2024)
100.0	Michigan St. at Michigan (10/26/2024)
100.0	Penn St. at Wisconsin (10/26/2024)
100.0	Northwestern at Iowa (10/26/2024)
100.0	Minnesota vs Maryland (10/26/2024)
100.0	Maryland at Minnesota (10/26/2024)
100.0	Illinois at Oregon (10/26/2024)
100.0	Oregon vs Illinois (10/26/2024)
100.0	Indiana vs Washington (10/26/2024)
100.0	Ohio St. vs Nebraska (10/26/2024)
100.0	Washington at Indiana (10/26/2024)



**2024-25 Big Ten Football
Opponent Highs
All games**

PAT KICKS ATTEMPTED	9	Purdue at Indiana (11/30/2024)
	9	Purdue vs Notre Dame (09/14/2024)
PAT KICKS MADE	9	Purdue at Indiana (11/30/2024)
	9	Purdue vs Notre Dame (09/14/2024)



**2024-25 Big Ten Football
Opponent Highs
All games**

PAT KICKS PCT	
100.0	Purdue at Indiana (11/30/2024)
100.0	Washington at Oregon (11/30/2024)
100.0	Oregon vs Washington (11/30/2024)
100.0	Maryland at Penn St. (11/30/2024)
100.0	Penn St. vs Maryland (11/30/2024)
100.0	Michigan St. vs Rutgers (11/30/2024)
100.0	Rutgers at Michigan St. (11/30/2024)
100.0	UCLA vs Fresno St. (11/30/2024)
100.0	Southern California vs Notre Dame (11/30/2024)
100.0	Michigan at Ohio St. (11/30/2024)
100.0	Ohio St. vs Michigan (11/30/2024)
100.0	Illinois at Northwestern (11/30/2024)
100.0	Northwestern vs Illinois (11/30/2024)
100.0	Iowa vs Nebraska (11/29/2024)
100.0	Nebraska at Iowa (11/29/2024)
100.0	Minnesota at Wisconsin (11/29/2024)
100.0	Wisconsin vs Minnesota (11/29/2024)
100.0	UCLA vs Southern California (11/23/2024)
100.0	Southern California at UCLA (11/23/2024)
100.0	Northwestern at Michigan (11/23/2024)
100.0	Nebraska vs Wisconsin (11/23/2024)
100.0	Wisconsin at Nebraska (11/23/2024)
100.0	Penn St. at Minnesota (11/23/2024)
100.0	Indiana at Ohio St. (11/23/2024)
100.0	Ohio St. vs Indiana (11/23/2024)
100.0	Illinois at Rutgers (11/23/2024)
100.0	Maryland vs Iowa (11/23/2024)
100.0	Iowa at Maryland (11/23/2024)
100.0	Michigan St. vs Purdue (11/22/2024)
100.0	Purdue at Michigan St. (11/22/2024)
100.0	Wisconsin vs Oregon (11/16/2024)
100.0	Oregon at Wisconsin (11/16/2024)
100.0	Rutgers at Maryland (11/16/2024)
100.0	Maryland vs Rutgers (11/16/2024)
100.0	Southern California vs Nebraska (11/16/2024)
100.0	Nebraska at Southern California (11/16/2024)
100.0	Purdue vs Penn St. (11/16/2024)
100.0	Penn St. at Purdue (11/16/2024)
100.0	Michigan St. at Illinois (11/16/2024)
100.0	Ohio St. at Northwestern (11/16/2024)
100.0	Northwestern vs Ohio St. (11/16/2024)
100.0	UCLA at Washington (11/15/2024)
100.0	Washington vs UCLA (11/15/2024)
100.0	Washington at Penn St. (11/09/2024)
100.0	Oregon vs Maryland (11/09/2024)
100.0	Maryland at Oregon (11/09/2024)
100.0	Michigan at Indiana (11/09/2024)
100.0	Minnesota at Rutgers (11/09/2024)
100.0	Purdue at Ohio St. (11/09/2024)
100.0	UCLA vs Iowa (11/08/2024)
100.0	Iowa at UCLA (11/08/2024)
100.0	Iowa vs Wisconsin (11/02/2024)
100.0	Wisconsin at Iowa (11/02/2024)
100.0	Washington vs Southern California (11/02/2024)
100.0	Southern California at Washington (11/02/2024)
100.0	Michigan vs Oregon (11/02/2024)



2024-25 Big Ten Football
Opponent Highs
All games

2 POINTS PATS MADE	2	Illinois vs Purdue (10/12/2024)
	2	Rutgers at Virginia Tech (09/21/2024)
PUNTS	11	Ohio St. vs Western Mich. (09/07/2024)
LONGEST PUNT	74	Southern California vs Wisconsin (09/28/2024)
YARDS PUNTED	447	Ohio St. vs Western Mich. (09/07/2024)
PUNTING AVG	57.0	Washington at Iowa (10/12/2024)
PUNT RETURNS	6	Michigan St. at Illinois (11/16/2024)
PUNT RETURN YARDS	111	Northwestern at Iowa (10/26/2024)
PUNT RETURN AVG	77.0	Iowa vs Troy (09/14/2024)
LONGEST PUNT RETURN	85	Northwestern at Iowa (10/26/2024)
KICK RETURN	6	Washington vs Southern California (11/02/2024)
	6	Michigan St. vs Iowa (10/19/2024)
	6	Indiana vs Nebraska (10/19/2024)
	6	Indiana vs Charlotte (09/21/2024)
KICK RETURN YARDS	161	Washington vs Northwestern (09/21/2024)
KICK RETURN AVERAGE	66.0	Maryland at Penn St. (11/30/2024)
LONGEST KICK RETURN	96	Washington vs Northwestern (09/21/2024)



**2024-25 Big Ten Football
Opponent Highs
All games**

KICK RETURN TDS	<ul style="list-style-type: none"> 0 Indiana vs Purdue (11/30/2024) 0 Purdue at Indiana (11/30/2024) 0 Washington at Oregon (11/30/2024) 0 Oregon vs Washington (11/30/2024) 0 Maryland at Penn St. (11/30/2024) 0 Penn St. vs Maryland (11/30/2024) 0 Michigan St. vs Rutgers (11/30/2024) 0 Rutgers at Michigan St. (11/30/2024) 0 UCLA vs Fresno St. (11/30/2024) 0 Southern California vs Notre Dame (11/30/2024) 0 Michigan at Ohio St. (11/30/2024) 0 Ohio St. vs Michigan (11/30/2024) 0 Illinois at Northwestern (11/30/2024) 0 Northwestern vs Illinois (11/30/2024) 0 Iowa vs Nebraska (11/29/2024) 0 Nebraska at Iowa (11/29/2024) 0 Minnesota at Wisconsin (11/29/2024) 0 Wisconsin vs Minnesota (11/29/2024) 0 UCLA vs Southern California (11/23/2024) 0 Southern California at UCLA (11/23/2024) 0 Northwestern at Michigan (11/23/2024) 0 Michigan vs Northwestern (11/23/2024) 0 Nebraska vs Wisconsin (11/23/2024) 0 Wisconsin at Nebraska (11/23/2024) 0 Minnesota vs Penn St. (11/23/2024) 0 Penn St. at Minnesota (11/23/2024) 0 Indiana at Ohio St. (11/23/2024) 0 Ohio St. vs Indiana (11/23/2024) 0 Illinois at Rutgers (11/23/2024) 0 Maryland vs Iowa (11/23/2024) 0 Iowa at Maryland (11/23/2024) 0 Rutgers vs Illinois (11/23/2024) 0 Michigan St. vs Purdue (11/22/2024) 0 Purdue at Michigan St. (11/22/2024) 0 Wisconsin vs Oregon (11/16/2024) 0 Oregon at Wisconsin (11/16/2024) 0 Rutgers at Maryland (11/16/2024) 0 Maryland vs Rutgers (11/16/2024) 0 Southern California vs Nebraska (11/16/2024) 0 Nebraska at Southern California (11/16/2024) 0 Purdue vs Penn St. (11/16/2024) 0 Penn St. at Purdue (11/16/2024) 0 Illinois vs Michigan St. (11/16/2024) 0 Michigan St. at Illinois (11/16/2024) 0 Ohio St. at Northwestern (11/16/2024) 0 Northwestern vs Ohio St. (11/16/2024) 0 UCLA at Washington (11/15/2024) 0 Washington vs UCLA (11/15/2024) 0 Penn St. vs Washington (11/09/2024) 0 Washington at Penn St. (11/09/2024) 0 Oregon vs Maryland (11/09/2024) 0 Maryland at Oregon (11/09/2024) 0 Michigan at Indiana (11/09/2024) 0 Indiana vs Michigan (11/09/2024) 0 Minnesota at Rutgers (11/09/2024) 0 Rutgers vs Minnesota (11/09/2024)
------------------------	---



2024-25 Big Ten Football
Opponent Highs
All games

INTERCEPTIONS	3	Maryland at Penn St. (11/30/2024)
	3	Northwestern vs Illinois (11/30/2024)
	3	Southern California at Washington (11/02/2024)
	3	Nebraska at Indiana (10/19/2024)
	3	UCLA vs Minnesota (10/12/2024)
	3	Penn St. at Southern California (10/12/2024)
	3	Michigan St. at Boston College (09/21/2024)
	3	Michigan vs Arkansas St. (09/14/2024)
INTERCEPTION RETURN YARDS	199	Southern California vs Notre Dame (11/30/2024)
INTERCEPTION RETURN AVERAGE	99.5	Southern California vs Notre Dame (11/30/2024)
LONGEST INTERCEPTION RETURN	100	Southern California vs Notre Dame (11/30/2024)
INTERCEPTION RETURN TDS	2	Southern California vs Notre Dame (11/30/2024)
FUMBLES LOST	3	Indiana vs Purdue (11/30/2024)
	3	Northwestern at Maryland (10/11/2024)
FUMBLES RECOVERED	3	Purdue at Indiana (11/30/2024)
	3	Maryland vs Northwestern (10/11/2024)
SACKED BY OPP	10	Washington at Oregon (11/30/2024)
QB SACKS	7	Michigan St. vs Fla. Atlantic (08/30/2024)
TURNOVERS COMMITTED	5	Indiana vs Purdue (11/30/2024)
	5	Indiana vs Nebraska (10/19/2024)
TURNOVERS CAUSED	5	Indiana vs Purdue (11/30/2024)
	5	Indiana vs Nebraska (10/19/2024)
KICKS BLOCKED	2	Minnesota vs Penn St. (11/23/2024)
	2	Indiana at Michigan St. (11/02/2024)
	2	Rutgers at Nebraska (10/05/2024)
	2	Purdue vs Nebraska (09/28/2024)
FIRST DOWNS	15	Purdue at Indiana (11/30/2024)
	15	Rutgers at Southern California (10/25/2024)
1ST DOWN RUSHING	20	Purdue at Oregon St. (09/21/2024)
1ST DOWN PASSING	21	Southern California vs Penn St. (10/12/2024)
1ST DOWN BY PENALTY	8	Purdue vs Nebraska (09/28/2024)
PENALTIES	14	UCLA vs Indiana (09/14/2024)
PENALTIES YARDS	165	Nebraska at Purdue (09/28/2024)



2024-25 Big Ten Football
Team Lows
All games

TOTAL OFFENSE YARDS	67	Purdue at Indiana (11/30/2024)
TOTAL OFFENSE YARDS/PLAY	1.5	Purdue at Indiana (11/30/2024)
RUSHING YARDS	-36	Michigan St. vs Indiana (11/02/2024)
RUSHING ATTEMPTS	19	Purdue at Michigan St. (11/22/2024)
	19	Minnesota at Rutgers (11/09/2024)
YARDS PER RUSH	-1.1	Michigan St. vs Indiana (11/02/2024)
LONGEST RUSH	8	Purdue at Michigan St. (11/22/2024)
	8	Michigan at Indiana (11/09/2024)
PASSING ATTEMPTS	10	Iowa vs Wisconsin (11/02/2024)
PASSING YARDS	32	Michigan vs Southern California (09/21/2024)
YARDS PER COMPLETION	4.6	Michigan vs Southern California (09/21/2024)
PASSES COMPLETED	7	Iowa vs Wisconsin (11/02/2024)
	7	Purdue at Oregon St. (09/21/2024)
	7	Michigan vs Southern California (09/21/2024)
PASS COMPLETION PCT	29.6	Northwestern at Washington (09/21/2024)
LONGEST PASS	10	Michigan vs Southern California (09/21/2024)
FIRST DOWNS	0	Michigan at Ohio St. (11/30/2024)
	0	Michigan at Washington (10/05/2024)
1ST DOWN RUSHING	0	Purdue at Michigan St. (11/22/2024)
1ST DOWN PASSING	0	Michigan vs Southern California (09/21/2024)



2024-25 Big Ten Football
Team Lows
All games

1ST DOWN BY PENALTY	0 Indiana vs Purdue (11/30/2024) 0 Illinois at Northwestern (11/30/2024) 0 Iowa vs Nebraska (11/29/2024) 0 Southern California at UCLA (11/23/2024) 0 UCLA vs Southern California (11/23/2024) 0 Northwestern at Michigan (11/23/2024) 0 Minnesota vs Penn St. (11/23/2024) 0 Ohio St. vs Indiana (11/23/2024) 0 Oregon at Wisconsin (11/16/2024) 0 Penn St. at Purdue (11/16/2024) 0 Michigan St. at Illinois (11/16/2024) 0 Ohio St. at Northwestern (11/16/2024) 0 Ohio St. vs Purdue (11/09/2024) 0 Michigan vs Oregon (11/02/2024) 0 Michigan St. at Michigan (10/26/2024) 0 Wisconsin vs Penn St. (10/26/2024) 0 Oregon vs Illinois (10/26/2024) 0 Washington at Indiana (10/26/2024) 0 Northwestern vs Wisconsin (10/19/2024) 0 Purdue vs Oregon (10/18/2024) 0 Ohio St. at Oregon (10/12/2024) 0 Illinois vs Purdue (10/12/2024) 0 Southern California vs Penn St. (10/12/2024) 0 Rutgers vs Wisconsin (10/12/2024) 0 Northwestern at Maryland (10/11/2024) 0 Iowa at Ohio St. (10/05/2024) 0 Ohio St. vs Iowa (10/05/2024) 0 Nebraska vs Rutgers (10/05/2024) 0 Indiana at Northwestern (10/05/2024) 0 UCLA at Penn St. (10/05/2024) 0 Michigan St. vs Ohio St. (09/28/2024) 0 Purdue vs Nebraska (09/28/2024) 0 Michigan St. at Boston College (09/21/2024) 0 Minnesota vs Iowa (09/21/2024) 0 Southern California at Michigan (09/21/2024) 0 Michigan vs Southern California (09/21/2024) 0 Maryland vs Villanova (09/21/2024) 0 Nebraska vs Illinois (09/20/2024) 0 Maryland at Virginia (09/14/2024) 0 Purdue vs Notre Dame (09/14/2024) 0 Washington vs Washington St. (N) (09/14/2024) 0 Michigan vs Arkansas St. (09/14/2024) 0 Ohio St. vs Western Mich. (09/07/2024) 0 Illinois vs Kansas (09/07/2024) 0 Iowa vs Iowa St. (09/07/2024) 0 Penn St. vs Bowling Green (09/07/2024) 0 Michigan vs Texas (09/07/2024) 0 Oregon vs Idaho (08/31/2024) 0 Indiana vs FIU (08/31/2024) 0 Penn St. at West Virginia (08/31/2024) 0 Purdue vs Indiana St. (08/31/2024)
PENALTIES	0 Purdue at Ohio St. (11/09/2024) 0 Michigan vs Michigan St. (10/26/2024) 0 Iowa vs Troy (09/14/2024)



**2024-25 Big Ten Football
Team Lows
All games**

PENALTIES YARDS		
	0	Purdue at Ohio St. (11/09/2024)
	0	Michigan vs Michigan St. (10/26/2024)
	0	Iowa vs Troy (09/14/2024)



2024-25 Big Ten Football
Opponent Lows
All games

TOTAL OFFENSE YARDS	66	Penn St. vs Kent St. (09/21/2024)
TOTAL OFFENSE YARDS/PLAY	1.5	Indiana vs Purdue (11/30/2024)
RUSHING YARDS	-36	Indiana at Michigan St. (11/02/2024)
RUSHING ATTEMPTS	13	UCLA vs Fresno St. (11/30/2024)
	13	Minnesota vs Rhode Island (09/07/2024)
YARDS PER RUSH	-1.1	Indiana at Michigan St. (11/02/2024)
LONGEST RUSH	6	Minnesota vs Rhode Island (09/07/2024)
PASSING ATTEMPTS	10	Wisconsin at Iowa (11/02/2024)
	10	Purdue vs Indiana St. (08/31/2024)
PASSING YARDS	18	Penn St. vs Kent St. (09/21/2024)
YARDS PER COMPLETION	4.6	Southern California at Michigan (09/21/2024)
PASSES COMPLETED	2	Penn St. vs Kent St. (09/21/2024)
PASS COMPLETION PCT	15.4	Penn St. vs Kent St. (09/21/2024)
LONGEST PASS	10	Southern California at Michigan (09/21/2024)
FIRST DOWNS	0	Ohio St. vs Michigan (11/30/2024)
	0	Washington vs Michigan (10/05/2024)
	0	Illinois vs Eastern Ill. (08/29/2024)
1ST DOWN RUSHING	0	Michigan St. vs Purdue (11/22/2024)
	0	Ohio St. vs Western Mich. (09/07/2024)
1ST DOWN PASSING	0	Southern California at Michigan (09/21/2024)



**2024-25 Big Ten Football
Opponent Lows
All games**

1ST DOWN BY PENALTY	<ul style="list-style-type: none"> 0 Purdue at Indiana (11/30/2024) 0 Northwestern vs Illinois (11/30/2024) 0 Nebraska at Iowa (11/29/2024) 0 UCLA vs Southern California (11/23/2024) 0 Southern California at UCLA (11/23/2024) 0 Michigan vs Northwestern (11/23/2024) 0 Penn St. at Minnesota (11/23/2024) 0 Indiana at Ohio St. (11/23/2024) 0 Wisconsin vs Oregon (11/16/2024) 0 Purdue vs Penn St. (11/16/2024) 0 Illinois vs Michigan St. (11/16/2024) 0 Northwestern vs Ohio St. (11/16/2024) 0 Purdue at Ohio St. (11/09/2024) 0 Oregon at Michigan (11/02/2024) 0 Michigan vs Michigan St. (10/26/2024) 0 Penn St. at Wisconsin (10/26/2024) 0 Illinois at Oregon (10/26/2024) 0 Indiana vs Washington (10/26/2024) 0 Wisconsin at Northwestern (10/19/2024) 0 Oregon at Purdue (10/18/2024) 0 Oregon vs Ohio St. (10/12/2024) 0 Purdue at Illinois (10/12/2024) 0 Penn St. at Southern California (10/12/2024) 0 Wisconsin at Rutgers (10/12/2024) 0 Maryland vs Northwestern (10/11/2024) 0 Ohio St. vs Iowa (10/05/2024) 0 Iowa at Ohio St. (10/05/2024) 0 Rutgers at Nebraska (10/05/2024) 0 Northwestern vs Indiana (10/05/2024) 0 Penn St. vs UCLA (10/05/2024) 0 Ohio St. at Michigan St. (09/28/2024) 0 Nebraska at Purdue (09/28/2024) 0 Iowa at Minnesota (09/21/2024) 0 Rutgers at Virginia Tech (09/21/2024) 0 Michigan vs Southern California (09/21/2024) 0 Southern California at Michigan (09/21/2024) 0 Illinois at Nebraska (09/20/2024) 0 Iowa vs Troy (09/14/2024) 0 Wisconsin vs Alabama (09/14/2024) 0 Southern California vs Utah St. (09/07/2024) 0 Michigan vs Texas (09/07/2024) 0 Southern California vs LSU (N) (09/01/2024) 0 Nebraska vs UTEP (08/31/2024) 0 Wisconsin vs Western Mich. (08/30/2024)
PENALTIES	<ul style="list-style-type: none"> 0 Ohio St. vs Purdue (11/09/2024) 0 Michigan St. at Michigan (10/26/2024)
PENALTIES YARDS	<ul style="list-style-type: none"> 0 Ohio St. vs Purdue (11/09/2024) 0 Michigan St. at Michigan (10/26/2024)



**2024-25 Big Ten Football
Conference Individual Game Highs
All games**

INDIVIDUAL PLAYER GAME HIGHS

Points scored	
20	Jonathan Kim (Michigan St.) vs Iowa (10/19/2024)
18	Ja'Kobi Lane (Southern California) vs Notre Dame (11/30/2024)
18	Aidan Laughery (Illinois) at Northwestern (11/30/2024)
18	Kalel Mullings (Michigan) vs Northwestern (11/23/2024)
18	Dante Dowdell (Nebraska) vs Wisconsin (11/23/2024)
18	Josh McCray (Illinois) vs Michigan St. (11/16/2024)
18	Kaleb Johnson (Iowa) vs Wisconsin (11/02/2024)
18	Kaleb Johnson (Iowa) vs Northwestern (10/26/2024)
18	Woody Marks (Southern California) vs Rutgers (10/25/2024)
18	Kyle Monangai (Rutgers) vs UCLA (10/19/2024)
18	Josh McCray (Illinois) vs Purdue (10/12/2024)
18	Tawee Walker (Wisconsin) at Rutgers (10/12/2024)
18	Kaleb Johnson (Iowa) vs Washington (10/12/2024)
18	Max Brosmer (Minnesota) vs Southern California (10/05/2024)
18	Emeka Egbuka (Ohio St.) vs Iowa (10/05/2024)
18	Tawee Walker (Wisconsin) vs Purdue (10/05/2024)
18	Kaleb Johnson (Iowa) at Minnesota (09/21/2024)
18	Darius Taylor (Minnesota) vs Nevada (09/14/2024)
18	Kyle Monangai (Rutgers) vs Akron (09/07/2024)
18	Jonah Coleman (Washington) vs Weber St. (08/31/2024)
Touchdowns	
3	Ja'Kobi Lane (Southern California) vs Notre Dame (11/30/2024)
3	Aidan Laughery (Illinois) at Northwestern (11/30/2024)
3	Kalel Mullings (Michigan) vs Northwestern (11/23/2024)
3	Dante Dowdell (Nebraska) vs Wisconsin (11/23/2024)
3	Josh McCray (Illinois) vs Michigan St. (11/16/2024)
3	Kaleb Johnson (Iowa) vs Wisconsin (11/02/2024)
3	Kaleb Johnson (Iowa) vs Northwestern (10/26/2024)
3	Woody Marks (Southern California) vs Rutgers (10/25/2024)
3	Kyle Monangai (Rutgers) vs UCLA (10/19/2024)
3	Josh McCray (Illinois) vs Purdue (10/12/2024)
3	Tawee Walker (Wisconsin) at Rutgers (10/12/2024)
3	Kaleb Johnson (Iowa) vs Washington (10/12/2024)
3	Max Brosmer (Minnesota) vs Southern California (10/05/2024)
3	Emeka Egbuka (Ohio St.) vs Iowa (10/05/2024)
3	Tawee Walker (Wisconsin) vs Purdue (10/05/2024)
3	Kaleb Johnson (Iowa) at Minnesota (09/21/2024)
3	Darius Taylor (Minnesota) vs Nevada (09/14/2024)
3	Kyle Monangai (Rutgers) vs Akron (09/07/2024)
3	Jonah Coleman (Washington) vs Weber St. (08/31/2024)
TD responsibility	
6	Kurtis Rourke (Indiana) vs Purdue (11/30/2024) [0r,6p]
Points scored kicking	
20	Jonathan Kim (Michigan St.) vs Iowa (10/19/2024) [6fg,2pat]
Total offense yards	
439	Luke Altmyer (Illinois) vs Purdue (10/12/2024) [60r,379p]
431	Ethan Garbers (UCLA) at Rutgers (10/19/2024) [48r,383p]
Total offense plays	
65	Billy Edwards Jr. (Maryland) vs Northwestern (10/11/2024) [14r,51p]
62	Billy Edwards Jr. (Maryland) vs Rutgers (11/16/2024) [7r,55p]
Total offense yards/play	
39	Makai Lemon (Southern California) at UCLA (11/23/2024) [39-1]
36	Jordan Burch (Oregon) vs Maryland (11/09/2024) [36-1]



**2024-25 Big Ten Football
Conference Individual Game Highs
All games**

36	Tanner Arkin (Illinois) vs Michigan (10/19/2024) [36-1]
Rushing yards	
208	Kyle Monangai (Rutgers) vs Akron (09/07/2024)
206	Kaleb Johnson (Iowa) at Minnesota (09/21/2024)
Rushing attempts	
35	Kaleb Johnson (Iowa) at Maryland (11/23/2024)
32	Kalel Mullings (Michigan) at Ohio St. (11/30/2024)
32	Darius Taylor (Minnesota) at Wisconsin (11/29/2024)
Yards per rush	
36	Jordan Burch (Oregon) vs Maryland (11/09/2024) [36-1]
36	Tanner Arkin (Illinois) vs Michigan (10/19/2024) [36-1]
Rushing TDs	
3	Aidan Laughery (Illinois) at Northwestern (11/30/2024)
3	Kalel Mullings (Michigan) vs Northwestern (11/23/2024)
3	Dante Dowdell (Nebraska) vs Wisconsin (11/23/2024)
3	Josh McCray (Illinois) vs Michigan St. (11/16/2024)
3	Kaleb Johnson (Iowa) vs Wisconsin (11/02/2024)
3	Kaleb Johnson (Iowa) vs Northwestern (10/26/2024)
3	Woody Marks (Southern California) vs Rutgers (10/25/2024)
3	Kyle Monangai (Rutgers) vs UCLA (10/19/2024)
3	Tawee Walker (Wisconsin) at Rutgers (10/12/2024)
3	Max Brosmer (Minnesota) vs Southern California (10/05/2024)
3	Tawee Walker (Wisconsin) vs Purdue (10/05/2024)
3	Kaleb Johnson (Iowa) at Minnesota (09/21/2024)
3	Kyle Monangai (Rutgers) vs Akron (09/07/2024)
3	Jonah Coleman (Washington) vs Weber St. (08/31/2024)
Longest rush	
86	Quinshon Judkins (Ohio St.) vs Marshall (09/21/2024)
80	Darius Taylor (Minnesota) vs Nevada (09/14/2024)
Passing yards	
391	Drew Allar (Penn St.) at Southern California (10/12/2024)
383	Ethan Garbers (UCLA) at Rutgers (10/19/2024)
Passing attempts	
55	Billy Edwards Jr. (Maryland) vs Rutgers (11/16/2024)
51	Billy Edwards Jr. (Maryland) vs Northwestern (10/11/2024)
51	Miller Moss (Southern California) at Michigan (09/21/2024)
Passing TDs	
6	Kurtis Rourke (Indiana) vs Purdue (11/30/2024)
4	Kurtis Rourke (Indiana) at Michigan St. (11/02/2024)
4	Max Brosmer (Minnesota) vs Maryland (10/26/2024)
4	Ethan Garbers (UCLA) at Rutgers (10/19/2024)
4	Will Howard (Ohio St.) vs Iowa (10/05/2024)
4	Luke Altmeyer (Illinois) at Nebraska (09/20/2024)
4	Kurtis Rourke (Indiana) at UCLA (09/14/2024)
4	Will Rogers (Washington) vs Eastern Mich. (09/07/2024)
4	Hudson Card (Purdue) vs Indiana St. (08/31/2024)
4	Luke Altmeyer (Illinois) vs Eastern Ill. (08/29/2024)
Longest pass	
84	Kurtis Rourke (Indiana) vs Purdue (11/30/2024)
77	Aidan Chiles (Michigan St.) at Maryland (09/07/2024)
Passes completed	
41	Dillon Gabriel (Oregon) vs Idaho (08/31/2024)
39	Billy Edwards Jr. (Maryland) vs Southern California (10/19/2024)
Had intercepted	
3	MJ Morris (Maryland) at Penn St. (11/30/2024)



**2024-25 Big Ten Football
Conference Individual Game Highs
All games**

3	Miller Moss (Southern California) at Washington (11/02/2024)
3	Dylan Raiola (Nebraska) at Indiana (10/19/2024)
3	Ethan Garbers (UCLA) vs Minnesota (10/12/2024)
3	Drew Allar (Penn St.) at Southern California (10/12/2024)
3	Aidan Chiles (Michigan St.) at Boston College (09/21/2024)
3	Davis Warren (Michigan) vs Arkansas St. (09/14/2024)
Pass completion pct	
100	Dante Moore (Oregon) vs Washington (11/30/2024) [3-3]
100	Tyler Warren (Penn St.) vs Maryland (11/30/2024) [1-1]
100	Makai Lemon (Southern California) at UCLA (11/23/2024) [1-1]
100	Ryan Browne (Purdue) vs Northwestern (11/02/2024) [3-3]
100	Shamar Rigby (Purdue) vs Northwestern (11/02/2024) [1-1]
100	Beau Pribula (Penn St.) vs Ohio St. (11/02/2024) [1-1]
100	Donovan Edwards (Michigan) vs Michigan St. (10/26/2024) [1-1]
100	Austin Novosad (Oregon) vs Illinois (10/26/2024) [2-2]
100	Tyler Warren (Penn St.) at Southern California (10/12/2024) [1-1]
100	Demond Williams Jr. (Washington) vs Michigan (10/05/2024) [2-2]
100	Brendan Sullivan (Iowa) at Ohio St. (10/05/2024) [1-1]
100	Brian Buschini (Nebraska) vs Rutgers (10/05/2024) [1-1]
100	Mabrey Mettauer (Wisconsin) vs Purdue (10/05/2024) [1-1]
100	Ryan Browne (Purdue) at Wisconsin (10/05/2024) [1-1]
100	Dante Moore (Oregon) vs Michigan St. (10/04/2024) [1-1]
100	Tommy Schuster (Michigan St.) at Oregon (10/04/2024) [5-5]
100	Demond Williams Jr. (Washington) at Rutgers (09/27/2024) [1-1]
100	Demond Williams Jr. (Washington) vs Northwestern (09/21/2024) [2-2]
100	Tyler Warren (Penn St.) vs Kent St. (09/21/2024) [1-1]
100	Mike Wright (Northwestern) vs Eastern Ill. (09/14/2024) [1-1]
100	Heinrich Haarberg (Nebraska) vs UNI (09/14/2024) [3-3]
100	Justyn Martin (UCLA) vs Indiana (09/14/2024) [1-1]
100	Brendan Sullivan (Iowa) vs Troy (09/14/2024) [1-1]
100	Dante Moore (Oregon) at Oregon St. (09/14/2024) [3-3]
100	Tyler Van Dyke (Wisconsin) vs Alabama (09/14/2024) [5-5]
100	Julian Sayin (Ohio St.) vs Western Mich. (09/07/2024) [2-2]
100	Devin Brown (Ohio St.) vs Western Mich. (09/07/2024) [5-5]
100	Demond Williams Jr. (Washington) vs Eastern Mich. (09/07/2024) [3-3]
100	Alberto Mendoza (Indiana) vs Western Ill. (09/06/2024) [1-1]
100	Tayven Jackson (Indiana) vs Western Ill. (09/06/2024) [3-3]
100	Heinrich Haarberg (Nebraska) vs UTEP (08/31/2024) [5-5]
100	Beau Pribula (Penn St.) at West Virginia (08/31/2024) [1-1]
Pass yards/attempt	
39	Makai Lemon (Southern California) at UCLA (11/23/2024) [39-1]
Pass yards/catch	
39	Makai Lemon (Southern California) at UCLA (11/23/2024) [39-1]
Receiving yards	
224	Tyler Warren (Penn St.) at Southern California (10/12/2024)
197	Pat Bryant (Illinois) at Rutgers (11/23/2024)
Receptions	
17	Tyler Warren (Penn St.) at Southern California (10/12/2024)
14	Tai Felton (Maryland) vs Villanova (09/21/2024)
Yards per catch	
136	Tyler Warren (Penn St.) at Southern California (10/12/2024) [17-224]
131	Pat Bryant (Illinois) at Rutgers (11/23/2024) [7-197]
Receiving TDs	
3	Ja'Kobi Lane (Southern California) vs Notre Dame (11/30/2024)
3	Emeka Egbuka (Ohio St.) vs Iowa (10/05/2024)
Longest reception	



**2024-25 Big Ten Football
Conference Individual Game Highs
All games**

84	Elijah Sarratt (Indiana) vs Purdue (11/30/2024)
77	Nick Marsh (Michigan St.) at Maryland (09/07/2024)
Field goal attempts	
7	Jonathan Kim (Michigan St.) vs Iowa (10/19/2024)
5	Drew Stevens (Iowa) at Maryland (11/23/2024)
Field goals made	
6	Jonathan Kim (Michigan St.) vs Iowa (10/19/2024)
5	Drew Stevens (Iowa) at Maryland (11/23/2024)
Longest field goal	
59	Ethan Moczulski (Illinois) vs Central Mich. (09/14/2024)
57	Mateen Bhaghani (UCLA) vs Iowa (11/08/2024)
Field goal pct	
100	Grady Gross (Washington) at Oregon (11/30/2024) [2-2]
100	Jai Patel (Rutgers) at Michigan St. (11/30/2024) [4-4]
100	Mateen Bhaghani (UCLA) vs Fresno St. (11/30/2024) [2-2]
100	Dominic Zvada (Michigan) at Ohio St. (11/30/2024) [2-2]
100	David Olano (Illinois) at Northwestern (11/30/2024) [1-1]
100	Drew Stevens (Iowa) vs Nebraska (11/29/2024) [2-2]
100	Mateen Bhaghani (UCLA) vs Southern California (11/23/2024) [2-2]
100	Michael Lantz (Southern California) at UCLA (11/23/2024) [4-4]
100	Dominic Zvada (Michigan) vs Northwestern (11/23/2024) [2-2]
100	Luke Akers (Northwestern) at Michigan (11/23/2024) [2-2]
100	Dragan Kesich (Minnesota) vs Penn St. (11/23/2024) [3-3]
100	Ryan Barker (Penn St.) at Minnesota (11/23/2024) [2-2]
100	John Hohl (Nebraska) vs Wisconsin (11/23/2024) [3-3]
100	Jayden Fielding (Ohio St.) vs Indiana (11/23/2024) [1-1]
100	Drew Stevens (Iowa) at Maryland (11/23/2024) [5-5]
100	David Olano (Illinois) at Rutgers (11/23/2024) [1-1]
100	Jai Patel (Rutgers) vs Illinois (11/23/2024) [1-1]
100	Jonathan Kim (Michigan St.) vs Purdue (11/22/2024) [1-1]
100	Atticus Sappington (Oregon) at Wisconsin (11/16/2024) [3-3]
100	Nathanial Vakos (Wisconsin) vs Oregon (11/16/2024) [2-2]
100	Jai Patel (Rutgers) at Maryland (11/16/2024) [1-1]
100	John Hohl (Nebraska) at Southern California (11/16/2024) [2-2]
100	David Olano (Illinois) vs Michigan St. (11/16/2024) [1-1]
100	Jonathan Kim (Michigan St.) at Illinois (11/16/2024) [1-1]
100	Jayden Fielding (Ohio St.) at Northwestern (11/16/2024) [1-1]
100	Grady Gross (Washington) vs UCLA (11/15/2024) [1-1]
100	Jack Howes (Maryland) at Oregon (11/09/2024) [1-1]
100	Atticus Sappington (Oregon) vs Maryland (11/09/2024) [1-1]
100	Nicolas Radicic (Indiana) vs Michigan (11/09/2024) [2-2]
100	Dominic Zvada (Michigan) at Indiana (11/09/2024) [3-3]
100	Jayden Fielding (Ohio St.) vs Purdue (11/09/2024) [1-1]
100	Dragan Kesich (Minnesota) at Rutgers (11/09/2024) [2-2]
100	Jai Patel (Rutgers) vs Minnesota (11/09/2024) [1-1]
100	Drew Stevens (Iowa) at UCLA (11/08/2024) [1-1]
100	Nathanial Vakos (Wisconsin) at Iowa (11/02/2024) [1-1]
100	Grady Gross (Washington) vs Southern California (11/02/2024) [2-2]
100	Nicolas Radicic (Indiana) at Michigan St. (11/02/2024) [1-1]
100	Jonathan Kim (Michigan St.) vs Indiana (11/02/2024) [1-1]
100	Dominic Zvada (Michigan) vs Oregon (11/02/2024) [1-1]
100	Atticus Sappington (Oregon) at Michigan (11/02/2024) [1-1]
100	Mateen Bhaghani (UCLA) at Nebraska (11/02/2024) [2-2]
100	Luke Akers (Northwestern) at Purdue (11/02/2024) [2-2]
100	Spencer Porath (Purdue) vs Northwestern (11/02/2024) [2-2]
100	Jayden Fielding (Ohio St.) at Penn St. (11/02/2024) [2-2]



2024-25 Big Ten Football
Conference Individual Game Highs
All games

100 Ryan Barker (Penn St.) vs Ohio St. (11/02/2024) [2-2]
100 David Olano (Illinois) vs Minnesota (11/02/2024) [1-1]
100 Dragan Kesich (Minnesota) at Illinois (11/02/2024) [4-4]
100 Dominic Zvada (Michigan) vs Michigan St. (10/26/2024) [1-1]
100 Nathaniel Vakos (Wisconsin) vs Penn St. (10/26/2024) [2-2]
100 Jack Howes (Maryland) at Minnesota (10/26/2024) [1-1]
100 Dragan Kesich (Minnesota) vs Maryland (10/26/2024) [2-2]
100 Drew Stevens (Iowa) vs Northwestern (10/26/2024) [1-1]
100 David Olano (Illinois) at Oregon (10/26/2024) [1-1]
100 Andrew Boyle (Oregon) vs Illinois (10/26/2024) [1-1]
100 Nicolas Radicic (Indiana) vs Washington (10/26/2024) [1-1]
100 Grady Gross (Washington) at Indiana (10/26/2024) [1-1]
100 John Hohl (Nebraska) at Ohio St. (10/26/2024) [3-3]
100 Jai Patel (Rutgers) at Southern California (10/25/2024) [2-2]
100 Jai Patel (Rutgers) vs UCLA (10/19/2024) [2-2]
100 Mateen Bhaghani (UCLA) vs Minnesota (10/12/2024) [1-1]
100 Jayden Fielding (Ohio St.) at Oregon (10/12/2024) [1-1]
100 David Olano (Illinois) vs Purdue (10/12/2024) [3-3]
100 Spencer Porath (Purdue) at Illinois (10/12/2024) [2-2]
100 Ryan Barker (Penn St.) at Southern California (10/12/2024) [4-4]
100 Drew Stevens (Iowa) vs Washington (10/12/2024) [4-4]
100 Luke Akers (Northwestern) at Maryland (10/11/2024) [3-3]
100 Dragan Kesich (Minnesota) vs Southern California (10/05/2024) [1-1]
100 Dominic Zvada (Michigan) at Washington (10/05/2024) [1-1]
100 Nicolas Radicic (Indiana) at Northwestern (10/05/2024) [2-2]
100 Jack Olsen (Northwestern) vs Indiana (10/05/2024) [1-1]
100 Mateen Bhaghani (UCLA) at Penn St. (10/05/2024) [1-1]
100 Ryan Barker (Penn St.) vs UCLA (10/05/2024) [2-2]
100 Spencer Porath (Purdue) at Wisconsin (10/05/2024) [2-2]
100 Nathaniel Vakos (Wisconsin) vs Purdue (10/05/2024) [1-1]
100 Jonathan Kim (Michigan St.) at Oregon (10/04/2024) [1-1]
100 Andrew Boyle (Oregon) vs Michigan St. (10/04/2024) [1-1]
100 Mateen Bhaghani (UCLA) vs Oregon (09/28/2024) [2-2]
100 Atticus Sappington (Oregon) at UCLA (09/28/2024) [2-2]
100 Jayden Fielding (Ohio St.) at Michigan St. (09/28/2024) [1-1]
100 Michael Lantz (Southern California) vs Wisconsin (09/28/2024) [1-1]
100 Dominic Zvada (Michigan) vs Minnesota (09/28/2024) [2-2]
100 Jonathan Kim (Michigan St.) at Boston College (09/21/2024) [4-4]
100 Drew Stevens (Iowa) at Minnesota (09/21/2024) [1-1]
100 Jack Olsen (Northwestern) at Washington (09/21/2024) [1-1]
100 Michael Lantz (Southern California) at Michigan (09/21/2024) [1-1]
100 Mateen Bhaghani (UCLA) at LSU (09/21/2024) [1-1]
100 Nicolas Radicic (Indiana) vs Charlotte (09/21/2024) [1-1]
100 Jack Howes (Maryland) vs Villanova (09/21/2024) [1-1]
100 David Olano (Illinois) at Nebraska (09/20/2024) [1-1]
100 Tristan Alvano (Nebraska) vs UNI (09/14/2024) [2-2]
100 Jonathan Kim (Michigan St.) vs Prairie View (09/14/2024) [2-2]
100 Drew Stevens (Iowa) vs Troy (09/14/2024) [1-1]
100 Atticus Sappington (Oregon) at Oregon St. (09/14/2024) [2-2]
100 Grady Gross (Washington) vs Washington St. (N) (09/14/2024) [4-4]
100 Ethan Moczulski (Illinois) vs Central Mich. (09/14/2024) [1-1]
100 Michael Lantz (Southern California) vs Utah St. (09/07/2024) [2-2]
100 Atticus Sappington (Oregon) vs Boise St. (09/07/2024) [1-1]
100 David Olano (Illinois) vs Kansas (09/07/2024) [3-3]
100 Jonathan Kim (Michigan St.) at Maryland (09/07/2024) [2-2]
100 Drew Stevens (Iowa) vs Iowa St. (09/07/2024) [2-2]
100 Nathaniel Vakos (Wisconsin) vs South Dakota (09/07/2024) [2-2]



**2024-25 Big Ten Football
Conference Individual Game Highs
All games**

- 100 Grady Gross (Washington) vs Eastern Mich. (09/07/2024) [1-1]
- 100 Dominic Zvada (Michigan) vs Texas (09/07/2024) [2-2]
- 100 Sander Sahaydak (Penn St.) vs Bowling Green (09/07/2024) [2-2]
- 100 Dominic Zvada (Michigan) vs Fresno St. (08/31/2024) [3-3]
- 100 Nicolas Radicic (Indiana) vs FIU (08/31/2024) [1-1]
- 100 Jayden Fielding (Ohio St.) vs Akron (08/31/2024) [1-1]
- 100 Tristan Alvano (Nebraska) vs UTEP (08/31/2024) [1-1]
- 100 Mateen Bhaghani (UCLA) at Hawaii (08/31/2024) [3-3]
- 100 Jack Howes (Maryland) vs UConn (08/31/2024) [3-3]
- 100 Drew Stevens (Iowa) vs Illinois St. (08/31/2024) [2-2]
- 100 David Olano (Illinois) vs Eastern Ill. (08/29/2024) [1-1]
- 100 Jai Patel (Rutgers) vs Howard (08/29/2024) [1-1]

PAT kicks attempted

- 11 Nicolas Radicic (Indiana) vs Western Ill. (09/06/2024)

PAT kicks made

- 11 Nicolas Radicic (Indiana) vs Western Ill. (09/06/2024)

PAT kicks pct

- 100 Nicolas Radicic (Indiana) vs Purdue (11/30/2024) [9-9]
- 100 Andrew Boyle (Oregon) vs Washington (11/30/2024) [2-2]
- 100 Atticus Sappington (Oregon) vs Washington (11/30/2024) [4-4]
- 100 Gage Hurych (Oregon) vs Washington (11/30/2024) [1-1]
- 100 Grady Gross (Washington) at Oregon (11/30/2024) [1-1]
- 100 Jonathan Kim (Michigan St.) vs Rutgers (11/30/2024) [2-2]
- 100 Jai Patel (Rutgers) at Michigan St. (11/30/2024) [3-3]
- 100 Jack Howes (Maryland) at Penn St. (11/30/2024) [1-1]
- 100 Ryan Barker (Penn St.) vs Maryland (11/30/2024) [5-5]
- 100 Michael Lantz (Southern California) vs Notre Dame (11/30/2024) [5-5]
- 100 Mateen Bhaghani (UCLA) vs Fresno St. (11/30/2024) [2-2]
- 100 Dominic Zvada (Michigan) at Ohio St. (11/30/2024) [1-1]
- 100 Jayden Fielding (Ohio St.) vs Michigan (11/30/2024) [1-1]
- 100 David Olano (Illinois) at Northwestern (11/30/2024) [5-5]
- 100 Luke Akers (Northwestern) vs Illinois (11/30/2024) [2-2]
- 100 Drew Stevens (Iowa) vs Nebraska (11/29/2024) [1-1]
- 100 John Hohl (Nebraska) at Iowa (11/29/2024) [1-1]
- 100 Dragan Kesich (Minnesota) at Wisconsin (11/29/2024) [3-3]
- 100 Nathaniel Vakos (Wisconsin) vs Minnesota (11/29/2024) [1-1]
- 100 Mateen Bhaghani (UCLA) vs Southern California (11/23/2024) [1-1]
- 100 Michael Lantz (Southern California) at UCLA (11/23/2024) [1-1]
- 100 Charlie Mentzer (Michigan) vs Northwestern (11/23/2024) [1-1]
- 100 Dominic Zvada (Michigan) vs Northwestern (11/23/2024) [5-5]
- 100 Dragan Kesich (Minnesota) vs Penn St. (11/23/2024) [2-2]
- 100 John Hohl (Nebraska) vs Wisconsin (11/23/2024) [5-5]
- 100 Nathaniel Vakos (Wisconsin) at Nebraska (11/23/2024) [2-2]
- 100 Nicolas Radicic (Indiana) at Ohio St. (11/23/2024) [1-1]
- 100 Jayden Fielding (Ohio St.) vs Indiana (11/23/2024) [5-5]
- 100 Drew Stevens (Iowa) at Maryland (11/23/2024) [2-2]
- 100 Jack Howes (Maryland) vs Iowa (11/23/2024) [1-1]
- 100 Jai Patel (Rutgers) vs Illinois (11/23/2024) [4-4]
- 100 Jonathan Kim (Michigan St.) vs Purdue (11/22/2024) [3-3]
- 100 Ben Freehill (Purdue) at Michigan St. (11/22/2024) [2-2]
- 100 Atticus Sappington (Oregon) at Wisconsin (11/16/2024) [1-1]
- 100 Nathaniel Vakos (Wisconsin) vs Oregon (11/16/2024) [1-1]
- 100 Jack Howes (Maryland) vs Rutgers (11/16/2024) [2-2]
- 100 Jai Patel (Rutgers) at Maryland (11/16/2024) [4-4]
- 100 John Hohl (Nebraska) at Southern California (11/16/2024) [2-2]
- 100 Michael Lantz (Southern California) vs Nebraska (11/16/2024) [4-4]



2024-25 Big Ten Football
Conference Individual Game Highs
All games

100 Ryan Barker (Penn St.) at Purdue (11/16/2024) [7-7]
100 Ben Freehill (Purdue) vs Penn St. (11/16/2024) [1-1]
100 David Olano (Illinois) vs Michigan St. (11/16/2024) [5-5]
100 Luke Akers (Northwestern) vs Ohio St. (11/16/2024) [1-1]
100 Jayden Fielding (Ohio St.) at Northwestern (11/16/2024) [4-4]
100 Mateen Bhaghani (UCLA) at Washington (11/15/2024) [1-1]
100 Grady Gross (Washington) vs UCLA (11/15/2024) [4-4]
100 Ryan Barker (Penn St.) vs Washington (11/09/2024) [5-5]
100 Jack Howes (Maryland) at Oregon (11/09/2024) [1-1]
100 Andrew Boyle (Oregon) vs Maryland (11/09/2024) [2-2]
100 Atticus Sappington (Oregon) vs Maryland (11/09/2024) [2-2]
100 Nicolas Radicic (Indiana) vs Michigan (11/09/2024) [2-2]
100 Jayden Fielding (Ohio St.) vs Purdue (11/09/2024) [6-6]
100 Jai Patel (Rutgers) vs Minnesota (11/09/2024) [3-3]
100 Mateen Bhaghani (UCLA) vs Iowa (11/08/2024) [2-2]
100 Drew Stevens (Iowa) at UCLA (11/08/2024) [2-2]
100 Drew Stevens (Iowa) vs Wisconsin (11/02/2024) [6-6]
100 Nathaniel Vakos (Wisconsin) at Iowa (11/02/2024) [1-1]
100 Michael Lantz (Southern California) at Washington (11/02/2024) [3-3]
100 Grady Gross (Washington) vs Southern California (11/02/2024) [2-2]
100 Nicolas Radicic (Indiana) at Michigan St. (11/02/2024) [6-6]
100 Jonathan Kim (Michigan St.) vs Indiana (11/02/2024) [1-1]
100 Dominic Zvada (Michigan) vs Oregon (11/02/2024) [2-2]
100 Andrew Boyle (Oregon) at Michigan (11/02/2024) [2-2]
100 Atticus Sappington (Oregon) at Michigan (11/02/2024) [3-3]
100 Mateen Bhaghani (UCLA) at Nebraska (11/02/2024) [3-3]
100 Luke Akers (Northwestern) at Purdue (11/02/2024) [2-2]
100 Spencer Porath (Purdue) vs Northwestern (11/02/2024) [2-2]
100 Jayden Fielding (Ohio St.) at Penn St. (11/02/2024) [2-2]
100 Ryan Barker (Penn St.) vs Ohio St. (11/02/2024) [1-1]
100 David Olano (Illinois) vs Minnesota (11/02/2024) [2-2]
100 Dragan Kesich (Minnesota) at Illinois (11/02/2024) [1-1]
100 Dominic Zvada (Michigan) vs Michigan St. (10/26/2024) [1-1]
100 Jonathan Kim (Michigan St.) at Michigan (10/26/2024) [2-2]
100 Ryan Barker (Penn St.) at Wisconsin (10/26/2024) [4-4]
100 Nathaniel Vakos (Wisconsin) vs Penn St. (10/26/2024) [1-1]
100 Jack Howes (Maryland) at Minnesota (10/26/2024) [2-2]
100 Dragan Kesich (Minnesota) vs Maryland (10/26/2024) [6-6]
100 Drew Stevens (Iowa) vs Northwestern (10/26/2024) [5-5]
100 Luke Akers (Northwestern) at Iowa (10/26/2024) [2-2]
100 Andrew Boyle (Oregon) vs Illinois (10/26/2024) [1-1]
100 Atticus Sappington (Oregon) vs Illinois (10/26/2024) [4-4]
100 Nicolas Radicic (Indiana) vs Washington (10/26/2024) [4-4]
100 Grady Gross (Washington) at Indiana (10/26/2024) [2-2]
100 Jayden Fielding (Ohio St.) vs Nebraska (10/26/2024) [3-3]
100 Michael Lantz (Southern California) vs Rutgers (10/25/2024) [6-6]
100 Drew Stevens (Iowa) at Michigan St. (10/19/2024) [2-2]
100 Jonathan Kim (Michigan St.) vs Iowa (10/19/2024) [2-2]
100 Jack Howes (Maryland) vs Southern California (10/19/2024) [3-3]
100 Michael Lantz (Southern California) at Maryland (10/19/2024) [4-4]
100 David Olano (Illinois) vs Michigan (10/19/2024) [1-1]
100 Dominic Zvada (Michigan) at Illinois (10/19/2024) [1-1]
100 Nicolas Radicic (Indiana) vs Nebraska (10/19/2024) [8-8]
100 John Hohl (Nebraska) at Indiana (10/19/2024) [1-1]
100 Mateen Bhaghani (UCLA) at Rutgers (10/19/2024) [5-5]
100 Jai Patel (Rutgers) vs UCLA (10/19/2024) [2-2]
100 Nathaniel Vakos (Wisconsin) at Northwestern (10/19/2024) [3-3]



2024-25 Big Ten Football
Conference Individual Game Highs
All games

100 Andrew Boyle (Oregon) at Purdue (10/18/2024) [1-1]
100 Atticus Sappington (Oregon) at Purdue (10/18/2024) [4-4]
100 Mateen Bhaghani (UCLA) vs Minnesota (10/12/2024) [2-2]
100 Dragan Kesich (Minnesota) at UCLA (10/12/2024) [3-3]
100 Jayden Fielding (Ohio St.) at Oregon (10/12/2024) [4-4]
100 Andrew Boyle (Oregon) vs Ohio St. (10/12/2024) [1-1]
100 Atticus Sappington (Oregon) vs Ohio St. (10/12/2024) [1-1]
100 David Olano (Illinois) vs Purdue (10/12/2024) [5-5]
100 Spencer Porath (Purdue) at Illinois (10/12/2024) [3-3]
100 Ryan Barker (Penn St.) at Southern California (10/12/2024) [3-3]
100 Michael Lantz (Southern California) vs Penn St. (10/12/2024) [3-3]
100 Jai Patel (Rutgers) vs Wisconsin (10/12/2024) [1-1]
100 Nathaniel Vakos (Wisconsin) at Rutgers (10/12/2024) [6-6]
100 Drew Stevens (Iowa) vs Washington (10/12/2024) [4-4]
100 Grady Gross (Washington) at Iowa (10/12/2024) [1-1]
100 Jack Howes (Maryland) vs Northwestern (10/11/2024) [1-1]
100 Luke Akers (Northwestern) at Maryland (10/11/2024) [4-4]
100 Dragan Kesich (Minnesota) vs Southern California (10/05/2024) [3-3]
100 Michael Lantz (Southern California) at Minnesota (10/05/2024) [2-2]
100 Dominic Zvada (Michigan) at Washington (10/05/2024) [2-2]
100 Grady Gross (Washington) vs Michigan (10/05/2024) [3-3]
100 Drew Stevens (Iowa) at Ohio St. (10/05/2024) [1-1]
100 Jayden Fielding (Ohio St.) vs Iowa (10/05/2024) [5-5]
100 John Hohl (Nebraska) vs Rutgers (10/05/2024) [2-2]
100 Jai Patel (Rutgers) at Nebraska (10/05/2024) [1-1]
100 Nicolas Radacic (Indiana) at Northwestern (10/05/2024) [5-5]
100 Jack Olsen (Northwestern) vs Indiana (10/05/2024) [3-3]
100 Ryan Barker (Penn St.) vs UCLA (10/05/2024) [3-3]
100 Nathaniel Vakos (Wisconsin) vs Purdue (10/05/2024) [7-7]
100 Jonathan Kim (Michigan St.) at Oregon (10/04/2024) [1-1]
100 Andrew Boyle (Oregon) vs Michigan St. (10/04/2024) [1-1]
100 Atticus Sappington (Oregon) vs Michigan St. (10/04/2024) [3-3]
100 Mateen Bhaghani (UCLA) vs Oregon (09/28/2024) [1-1]
100 David Olano (Illinois) at Penn St. (09/28/2024) [1-1]
100 Sander Sahaydak (Penn St.) vs Illinois (09/28/2024) [2-2]
100 Ryan Barker (Penn St.) vs Illinois (09/28/2024) [1-1]
100 Jonathan Kim (Michigan St.) vs Ohio St. (09/28/2024) [1-1]
100 Jayden Fielding (Ohio St.) at Michigan St. (09/28/2024) [5-5]
100 Michael Lantz (Southern California) vs Wisconsin (09/28/2024) [5-5]
100 Nathaniel Vakos (Wisconsin) at Southern California (09/28/2024) [3-3]
100 Nicolas Radacic (Indiana) vs Maryland (09/28/2024) [6-6]
100 Jack Howes (Maryland) at Indiana (09/28/2024) [4-4]
100 John Hohl (Nebraska) at Purdue (09/28/2024) [4-4]
100 Spencer Porath (Purdue) vs Nebraska (09/28/2024) [1-1]
100 Dominic Zvada (Michigan) vs Minnesota (09/28/2024) [3-3]
100 Dragan Kesich (Minnesota) at Michigan (09/28/2024) [3-3]
100 Jai Patel (Rutgers) vs Washington (09/27/2024) [3-3]
100 Grady Gross (Washington) at Rutgers (09/27/2024) [1-1]
100 Jonathan Kim (Michigan St.) at Boston College (09/21/2024) [1-1]
100 Drew Stevens (Iowa) at Minnesota (09/21/2024) [4-4]
100 Dragan Kesich (Minnesota) vs Iowa (09/21/2024) [2-2]
100 Spencer Porath (Purdue) at Oregon St. (09/21/2024) [3-3]
100 Grady Gross (Washington) vs Northwestern (09/21/2024) [3-3]
100 Jai Patel (Rutgers) at Virginia Tech (09/21/2024) [3-3]
100 Michael Lantz (Southern California) at Michigan (09/21/2024) [3-3]
100 Sander Sahaydak (Penn St.) vs Kent St. (09/21/2024) [7-7]
100 Ryan Barker (Penn St.) vs Kent St. (09/21/2024) [1-1]



2024-25 Big Ten Football
Conference Individual Game Highs
All games

- 100 Mateen Bhaghani (UCLA) at LSU (09/21/2024) [2-2]
- 100 Nicolas Radicic (Indiana) vs Charlotte (09/21/2024) [7-7]
- 100 Austin Snyder (Ohio St.) vs Marshall (09/21/2024) [2-2]
- 100 Jayden Fielding (Ohio St.) vs Marshall (09/21/2024) [5-5]
- 100 Jack Howes (Maryland) vs Villanova (09/21/2024) [5-5]
- 100 David Olano (Illinois) at Nebraska (09/20/2024) [4-4]
- 100 John Hohl (Nebraska) vs Illinois (09/20/2024) [3-3]
- 100 Jack Howes (Maryland) at Virginia (09/14/2024) [3-3]
- 100 Jack Olsen (Northwestern) vs Eastern Ill. (09/14/2024) [4-4]
- 100 Tristan Alvano (Nebraska) vs UNI (09/14/2024) [3-3]
- 100 John Hohl (Nebraska) vs UNI (09/14/2024) [1-1]
- 100 Mateen Bhaghani (UCLA) vs Indiana (09/14/2024) [1-1]
- 100 Nicolas Radicic (Indiana) at UCLA (09/14/2024) [6-6]
- 100 Spencer Porath (Purdue) vs Notre Dame (09/14/2024) [1-1]
- 100 Tarik Ahmetbasic (Michigan St.) vs Prairie View (09/14/2024) [1-1]
- 100 Drew Stevens (Iowa) vs Troy (09/14/2024) [5-5]
- 100 Dragan Kesich (Minnesota) vs Nevada (09/14/2024) [3-3]
- 100 Atticus Sappington (Oregon) at Oregon St. (09/14/2024) [5-5]
- 100 Grady Gross (Washington) vs Washington St. (N) (09/14/2024) [1-1]
- 100 Dominic Zvada (Michigan) vs Arkansas St. (09/14/2024) [4-4]
- 100 David Olano (Illinois) vs Central Mich. (09/14/2024) [3-3]
- 100 Nathaniel Vakos (Wisconsin) vs Alabama (09/14/2024) [1-1]
- 100 Michael Lantz (Southern California) vs Utah St. (09/07/2024) [6-6]
- 100 Austin Snyder (Ohio St.) vs Western Mich. (09/07/2024) [1-1]
- 100 Jayden Fielding (Ohio St.) vs Western Mich. (09/07/2024) [7-7]
- 100 Tristan Alvano (Nebraska) vs Colorado (09/07/2024) [4-4]
- 100 David Olano (Illinois) vs Kansas (09/07/2024) [2-2]
- 100 Jack Howes (Maryland) vs Michigan St. (09/07/2024) [3-3]
- 100 Jonathan Kim (Michigan St.) at Maryland (09/07/2024) [3-3]
- 100 Drew Stevens (Iowa) vs Iowa St. (09/07/2024) [1-1]
- 100 Nathaniel Vakos (Wisconsin) vs South Dakota (09/07/2024) [3-3]
- 100 Grady Gross (Washington) vs Eastern Mich. (09/07/2024) [3-3]
- 100 Jai Patel (Rutgers) vs Akron (09/07/2024) [7-7]
- 100 Sander Sahaydak (Penn St.) vs Bowling Green (09/07/2024) [4-4]
- 100 Dragan Kesich (Minnesota) vs Rhode Island (09/07/2024) [6-6]
- 100 Jack Olsen (Northwestern) vs Duke (09/06/2024) [2-2]
- 100 Nicolas Radicic (Indiana) vs Western Ill. (09/06/2024) [11-11]
- 100 Michael Lantz (Southern California) vs LSU (N) (09/01/2024) [3-3]
- 100 Grady Gross (Washington) vs Weber St. (08/31/2024) [5-5]
- 100 Dominic Zvada (Michigan) vs Fresno St. (08/31/2024) [3-3]
- 100 Atticus Sappington (Oregon) vs Idaho (08/31/2024) [3-3]
- 100 Nicolas Radicic (Indiana) vs FIU (08/31/2024) [4-4]
- 100 Jayden Fielding (Ohio St.) vs Akron (08/31/2024) [7-7]
- 100 Jack Olsen (Northwestern) vs Miami (OH) (08/31/2024) [1-1]
- 100 Tristan Alvano (Nebraska) vs UTEP (08/31/2024) [5-5]
- 100 Blake Glessner (UCLA) at Hawaii (08/31/2024) [1-1]
- 100 Spencer Porath (Purdue) vs Indiana St. (08/31/2024) [7-7]
- 100 Gavin Marshall (Maryland) vs UConn (08/31/2024) [1-1]
- 100 Sander Sahaydak (Penn St.) at West Virginia (08/31/2024) [4-4]
- 100 Drew Stevens (Iowa) vs Illinois St. (08/31/2024) [4-4]
- 100 Nathaniel Vakos (Wisconsin) vs Western Mich. (08/30/2024) [2-2]
- 100 Jonathan Kim (Michigan St.) vs Fla. Atlantic (08/30/2024) [2-2]
- 100 Dragan Kesich (Minnesota) vs North Carolina (08/29/2024) [2-2]
- 100 David Olano (Illinois) vs Eastern Ill. (08/29/2024) [6-6]
- 100 Jai Patel (Rutgers) vs Howard (08/29/2024) [5-5]

Punts



**2024-25 Big Ten Football
Conference Individual Game Highs
All games**

10	Keelan Crimmins (Purdue) vs Notre Dame (09/14/2024)
9	Keelan Crimmins (Purdue) at Indiana (11/30/2024)
9	Rhys Dakin (Iowa) vs Nebraska (11/29/2024)
9	Jakob Anderson (Rutgers) vs Wisconsin (10/12/2024)
9	Rhys Dakin (Iowa) vs Iowa St. (09/07/2024)
Yards punted	
428	Keelan Crimmins (Purdue) vs Notre Dame (09/14/2024) [10-428]
382	Keelan Crimmins (Purdue) at Indiana (11/30/2024) [9-382]
Longest punt	
74	Atticus Bertrams (Wisconsin) at Southern California (09/28/2024)
Punting avg	
57	Rhys Dakin (Iowa) vs Washington (10/12/2024) [114-2]
Punt returns	
6	Hank Beatty (Illinois) vs Michigan St. (11/16/2024)
5	Kaden Wetjen (Iowa) vs Illinois St. (08/31/2024)
Punt return yards	
111	Kaden Wetjen (Iowa) vs Northwestern (10/26/2024)
109	Tez Johnson (Oregon) vs Boise St. (09/07/2024)
Longest punt return	
85	Kaden Wetjen (Iowa) vs Northwestern (10/26/2024)
85	Tez Johnson (Oregon) vs Boise St. (09/07/2024)
Punt return avg	
54.5	Tez Johnson (Oregon) vs Boise St. (09/07/2024) [109-2]
41	Koi Perich (Minnesota) at Michigan (09/28/2024) [82-2]
Kick returns	
6	Makai Lemon (Southern California) vs Notre Dame (11/30/2024)
Kick return yards	
150	Joseph Himon II (Northwestern) at Washington (09/21/2024)
145	Kaden Wetjen (Iowa) at Michigan St. (10/19/2024)
Kick return avg	
66	Nicholas Singleton (Penn St.) vs Maryland (11/30/2024) [66-1]
63	Jordan Marshall (Michigan) vs Northwestern (11/23/2024) [63-1]
Longest kick return	
100	Noah Whittington (Oregon) vs Boise St. (09/07/2024)
96	Joseph Himon II (Northwestern) at Washington (09/21/2024)
Kick return TDs	
1	Jayden Limar (Oregon) vs Boise St. (09/07/2024)
Combined PR/KR yards	
176	Kaden Wetjen (Iowa) vs Northwestern (10/26/2024) [111pr,65kr]
150	Joseph Himon II (Northwestern) at Washington (09/21/2024) [0pr,150kr]
Interceptions	
2	Devin Turner (Northwestern) vs Illinois (11/30/2024)
2	Carson Schwesinger (UCLA) vs Iowa (11/08/2024)
2	Carson Bruener (Washington) vs Southern California (11/02/2024)
2	Amare Ferrell (Indiana) at Michigan St. (11/02/2024)
2	D'Angelo Ponds (Indiana) vs Washington (10/26/2024)
2	Koi Perich (Minnesota) at UCLA (10/12/2024)
2	Kyndrich Breedlove (Purdue) at Wisconsin (10/05/2024)
2	Kerry Brown (Minnesota) vs Nevada (09/14/2024)
2	Xavier Scott (Illinois) vs Kansas (09/07/2024)
Interception return yds	
100	Charles Brantley (Michigan St.) vs Prairie View (09/14/2024)
96	Bryan Addison (UCLA) vs Oregon (09/28/2024)
Interception return avg	



2024-25 Big Ten Football
Conference Individual Game Highs
All games

100	Charles Brantley (Michigan St.) vs Prairie View (09/14/2024) [100-1]
96	Bryan Addison (UCLA) vs Oregon (09/28/2024) [96-1]
Longest interception rtn	
100	Charles Brantley (Michigan St.) vs Prairie View (09/14/2024)
96	Bryan Addison (UCLA) vs Oregon (09/28/2024)
All-purpose yards	
256	Makai Lemon (Southern California) vs Rutgers (10/25/2024)
250	Makai Lemon (Southern California) vs Notre Dame (11/30/2024)
Tackles	
17	Carson Schwesinger (UCLA) at Washington (11/15/2024) [10-7]
Sacks	
3	Russell Davis II (Washington) vs UCLA (11/15/2024) [0-3]
3	Aaron Graves (Iowa) vs Illinois St. (08/31/2024) [0-3]
Tackles for loss	
4.5	Mikail Kamara (Indiana) at Michigan St. (11/02/2024) [3-3]
4.5	Carson Schwesinger (UCLA) vs Minnesota (10/12/2024) [4-1]



2024-25 Big Ten Football
Conference Individual Game Highs
All games

200-Yard Rushing Performances

- 208 Kyle Monangai (Rutgers) vs Akron (09/07/2024)
- 206 Kaleb Johnson (Iowa) at Minnesota (09/21/2024)

100-Yard Rushing Performances

- 208 Kyle Monangai (Rutgers) vs Akron (09/07/2024)
- 206 Kaleb Johnson (Iowa) at Minnesota (09/21/2024)
- 198 Tawee Walker (Wisconsin) at Rutgers (10/12/2024)
- 187 Kaleb Johnson (Iowa) vs Iowa St. (09/07/2024)
- 173 Quinshon Judkins (Ohio St.) vs Marshall (09/21/2024)
- 173 Kaleb Johnson (Iowa) vs Troy (09/14/2024)
- 172 Aidan Laughery (Illinois) at Northwestern (11/30/2024)
- 168 Devin Mockobee (Purdue) at Oregon St. (09/21/2024)
- 166 Kaleb Johnson (Iowa) vs Washington (10/12/2024)
- 166 Jordan James (Oregon) vs Michigan St. (10/04/2024)
- 165 Kyle Monangai (Rutgers) vs Howard (08/29/2024)
- 164 Kaleb Johnson (Iowa) at Maryland (11/23/2024)
- 159 Kaleb Mullings (Michigan) vs Southern California (09/21/2024)
- 153 Kaleb Mullings (Michigan) vs Arkansas St. (09/14/2024)
- 148 Jonah Coleman (Washington) at Rutgers (09/27/2024)
- 146 Woody Marks (Southern California) vs Nebraska (11/16/2024)
- 144 Darius Taylor (Minnesota) vs Southern California (10/05/2024)
- 143 Darius Taylor (Minnesota) at Wisconsin (11/29/2024)
- 135 Kaleb Johnson (Iowa) vs Wisconsin (11/02/2024)
- 134 Woody Marks (Southern California) at Minnesota (10/05/2024)
- 132 Kyle Monangai (Rutgers) vs Washington (09/27/2024)
- 131 Darius Taylor (Minnesota) at Illinois (11/02/2024)
- 129 Kyle Monangai (Rutgers) at Michigan St. (11/30/2024)
- 127 Jonah Coleman (Washington) vs Weber St. (08/31/2024)
- 126 Tawee Walker (Wisconsin) at Northwestern (10/19/2024)
- 125 T.J. Harden (UCLA) vs Iowa (11/08/2024)
- 124 Darius Taylor (Minnesota) vs Nevada (09/14/2024)
- 123 Woody Marks (Southern California) at Washington (11/02/2024)
- 123 Justice Ellison (Indiana) vs Washington (10/26/2024)
- 122 Kyle Monangai (Rutgers) vs Illinois (11/23/2024)
- 121 Jordan James (Oregon) at Wisconsin (11/16/2024)
- 119 Nicholas Singleton (Penn St.) vs Bowling Green (09/07/2024)
- 119 Kaleb Johnson (Iowa) vs Illinois St. (08/31/2024)
- 118 Nate Carter (Michigan St.) at Michigan (10/26/2024)
- 118 Ryan Browne (Purdue) at Illinois (10/12/2024)
- 117 Jordan James (Oregon) at Michigan (11/02/2024)
- 117 Roman Hemby (Maryland) at Indiana (09/28/2024)
- 117 Justice Ellison (Indiana) vs Western Ill. (09/06/2024)
- 116 Kaleb Mullings (Michigan) at Ohio St. (11/30/2024)
- 115 Jordan James (Oregon) vs Ohio St. (10/12/2024)
- 114 Kamari Moulton (Iowa) at Maryland (11/23/2024)
- 114 Nicholas Singleton (Penn St.) at West Virginia (08/31/2024)
- 113 Emmett Johnson (Nebraska) vs Wisconsin (11/23/2024)
- 111 Woody Marks (Southern California) vs Penn St. (10/12/2024)
- 111 Kaleb Mullings (Michigan) vs Minnesota (09/28/2024)
- 109 Kaleb Johnson (Iowa) vs Northwestern (10/26/2024)
- 108 Quinshon Judkins (Ohio St.) vs Western Mich. (09/07/2024)
- 108 Kaden Feagin (Illinois) vs Eastern Ill. (08/29/2024)
- 106 Kyle Monangai (Rutgers) vs UCLA (10/19/2024)
- 105 Justice Ellison (Indiana) vs Nebraska (10/19/2024)
- 104 Jonah Coleman (Washington) vs Southern California (11/02/2024)
- 104 Jonah Coleman (Washington) at Indiana (10/26/2024)



**2024-25 Big Ten Football
Conference Individual Game Highs
All games**

- 104 Jonah Coleman (Washington) vs Eastern Mich. (09/07/2024)
- 103 Jordan James (Oregon) at UCLA (09/28/2024)
- 103 Woody Marks (Southern California) vs Utah St. (09/07/2024)
- 102 Devin Mockobee (Purdue) at Illinois (10/12/2024)
- 102 Kaytron Allen (Penn St.) vs Illinois (09/28/2024)
- 102 Jordan James (Oregon) vs Boise St. (09/07/2024)
- 101 Kaytron Allen (Penn St.) vs Bowling Green (09/07/2024)
- 101 Kay'Ron Lynch-Adams (Michigan St.) vs Fla. Atlantic (08/30/2024)
- 100 Woody Marks (Southern California) at Michigan (09/21/2024)

Number of 100-Yard Rushing Performances

- 8 Kaleb Johnson, Iowa
- 6 Kyle Monangai, Rutgers
- 6 Jordan James, Oregon
- 6 Woody Marks, Southern California
- 5 Jonah Coleman, Washington
- 4 Kalel Mullings, Michigan
- 4 Darius Taylor, Minnesota
- 3 Justice Ellison, Indiana
- 2 Tawee Walker, Wisconsin
- 2 Quinshon Judkins, Ohio St.
- 2 Devin Mockobee, Purdue
- 2 Nicholas Singleton, Penn St.
- 2 Kaytron Allen, Penn St.
- 1 Aidan Laughery, Illinois
- 1 T.J. Harden, UCLA
- 1 Nate Carter, Michigan St.
- 1 Ryan Browne, Purdue
- 1 Roman Hemby, Maryland
- 1 Kamari Moulton, Iowa
- 1 Emmett Johnson, Nebraska
- 1 Kaden Feagin, Illinois
- 1 Kay'Ron Lynch-Adams, Michigan St.

500-Yard Passing Performances

400-Yard Passing Performances

300-Yard Passing Performances

- 391 Drew Allar (Penn St.) at Southern California (10/12/2024)
- 383 Ethan Garbers (UCLA) at Rutgers (10/19/2024)
- 380 Kurtis Rourke (Indiana) at Northwestern (10/05/2024)
- 380 Dillon Gabriel (Oregon) vs Idaho (08/31/2024)
- 379 Luke Altmyer (Illinois) vs Purdue (10/12/2024)
- 378 Miller Moss (Southern California) vs LSU (N) (09/01/2024)
- 373 Billy Edwards Jr. (Maryland) vs Southern California (10/19/2024)
- 363 Aidan Chiles (Michigan St.) at Maryland (09/07/2024)
- 360 Jayden Maiava (Southern California) vs Notre Dame (11/30/2024)
- 359 Braedyn Locke (Wisconsin) vs Purdue (10/05/2024)
- 359 Kurtis Rourke (Indiana) vs Maryland (09/28/2024)
- 349 Kurtis Rourke (Indiana) vs Purdue (11/30/2024)
- 342 Hudson Card (Purdue) at Michigan St. (11/22/2024)
- 341 Dillon Gabriel (Oregon) vs Ohio St. (10/12/2024)
- 336 Miller Moss (Southern California) at Maryland (10/19/2024)
- 335 Billy Edwards Jr. (Maryland) vs Rutgers (11/16/2024)
- 328 Billy Edwards Jr. (Maryland) vs Villanova (09/21/2024)
- 326 Will Howard (Ohio St.) at Oregon (10/12/2024)
- 320 Max Brosmer (Minnesota) vs Maryland (10/26/2024)
- 314 Will Rogers (Washington) vs Washington St. (N) (09/14/2024)
- 313 Athan Kaliakmanis (Rutgers) at Southern California (10/25/2024)



**2024-25 Big Ten Football
Conference Individual Game Highs
All games**

- 311 Billy Edwards Jr. (Maryland) vs UConn (08/31/2024)
- 309 Drew Allar (Penn St.) vs Kent St. (09/21/2024)
- 308 Miller Moss (Southern California) vs Rutgers (10/25/2024)
- 308 Miller Moss (Southern California) vs Wisconsin (09/28/2024)
- 307 Kurtis Rourke (Indiana) at UCLA (09/14/2024)
- 306 Will Rogers (Washington) at Rutgers (09/27/2024)

Number of 300-Yard Passing Performances

- 4 Kurtis Rourke, Indiana
- 4 Miller Moss, Southern California
- 4 Billy Edwards Jr., Maryland
- 2 Drew Allar, Penn St.
- 2 Dillon Gabriel, Oregon
- 2 Will Rogers, Washington
- 1 Ethan Garbers, UCLA
- 1 Luke Altmyer, Illinois
- 1 Aidan Chiles, Michigan St.
- 1 Jayden Maiava, Southern California
- 1 Braedyn Locke, Wisconsin
- 1 Hudson Card, Purdue
- 1 Will Howard, Ohio St.
- 1 Max Brosmer, Minnesota
- 1 Athan Kaliakmanis, Rutgers

200-Yard Receiving Performances

- 224 Tyler Warren (Penn St.) at Southern California (10/12/2024)

100-Yard Receiving Performances

- 224 Tyler Warren (Penn St.) at Southern California (10/12/2024)
- 197 Pat Bryant (Illinois) at Rutgers (11/23/2024)
- 194 Nick Marsh (Michigan St.) at Maryland (09/07/2024)
- 178 Tai Felton (Maryland) vs UConn (08/31/2024)
- 165 Elijah Sarratt (Indiana) vs Purdue (11/30/2024)
- 162 Giles Jackson (Washington) vs Washington St. (N) (09/14/2024)
- 157 Tai Felton (Maryland) vs Villanova (09/21/2024)
- 152 Tai Felton (Maryland) vs Michigan St. (09/07/2024)
- 149 Traeshon Holden (Oregon) at Michigan (11/02/2024)
- 149 Evan Stewart (Oregon) vs Ohio St. (10/12/2024)
- 146 Tyler Warren (Penn St.) vs Bowling Green (09/07/2024)
- 138 Jacob Gill (Iowa) at UCLA (11/08/2024)
- 137 Vinny Anthony II (Wisconsin) at Nebraska (11/23/2024)
- 137 Elijah Sarratt (Indiana) vs Western Ill. (09/06/2024)
- 135 Pat Bryant (Illinois) vs Michigan St. (11/16/2024)
- 135 Elijah Sarratt (Indiana) at Northwestern (10/05/2024)
- 134 Makai Lemon (Southern California) vs Rutgers (10/25/2024)
- 134 Trech Kekahuna (Wisconsin) vs Purdue (10/05/2024)
- 133 Makai Lemon (Southern California) vs Notre Dame (11/30/2024)
- 133 Max Klare (Purdue) at Illinois (10/12/2024)
- 131 Dymere Miller (Rutgers) at Southern California (10/25/2024)
- 131 Omar Cooper Jr. (Indiana) vs Western Ill. (09/06/2024)
- 128 Bryce Kirtz (Northwestern) vs Indiana (10/05/2024)
- 128 Elijah Sarratt (Indiana) vs Maryland (09/28/2024)
- 127 Tyler Warren (Penn St.) at Purdue (11/16/2024)
- 125 Denzel Boston (Washington) at Rutgers (09/27/2024)
- 123 Bryce Kirtz (Northwestern) at Maryland (10/11/2024)
- 121 Tez Johnson (Oregon) at UCLA (09/28/2024)
- 121 Denzel Boston (Washington) vs Northwestern (09/21/2024)
- 121 Isaiah Neyor (Nebraska) vs UTEP (08/31/2024)
- 120 Moliki Matavao (UCLA) vs Fresno St. (11/30/2024)



**2024-25 Big Ten Football
Conference Individual Game Highs
All games**

- 119 A.J. Henning (Northwestern) vs Illinois (11/30/2024)
- 119 Jeremiah Smith (Ohio St.) vs Western Mich. (09/07/2024)
- 117 J.Michael Sturdivant (UCLA) vs Southern California (11/23/2024)
- 117 Daniel Jackson (Minnesota) vs Maryland (10/26/2024)
- 117 Emeka Egbuka (Ohio St.) vs Marshall (09/21/2024)
- 117 Tai Felton (Maryland) at Virginia (09/14/2024)
- 117 A.J. Henning (Northwestern) vs Eastern Ill. (09/14/2024)
- 117 Harrison Wallace III (Penn St.) at West Virginia (08/31/2024)
- 116 Omari Evans (Penn St.) vs Kent St. (09/21/2024)
- 114 Keegan Jones (UCLA) at Rutgers (10/19/2024)
- 113 Nick Marsh (Michigan St.) vs Iowa (10/19/2024)
- 112 Colston Loveland (Michigan) vs Oregon (11/02/2024)
- 112 Daniel Jackson (Minnesota) vs Iowa (09/21/2024)
- 112 Evan Stewart (Oregon) vs Boise St. (09/07/2024)
- 111 Kaden Prather (Maryland) vs Southern California (10/19/2024)
- 110 Ian Strong (Rutgers) at Virginia Tech (09/21/2024)
- 110 Tez Johnson (Oregon) at Oregon St. (09/14/2024)
- 107 Dymere Miller (Rutgers) at Maryland (11/16/2024)
- 107 J.Michael Sturdivant (UCLA) vs Minnesota (10/12/2024)
- 107 Liam Clifford (Penn St.) vs UCLA (10/05/2024)
- 105 Ja'Kobi Lane (Southern California) vs Wisconsin (09/28/2024)
- 104 Tai Felton (Maryland) at Minnesota (10/26/2024)
- 104 Moliki Matavao (UCLA) at Rutgers (10/19/2024)
- 104 Pat Bryant (Illinois) vs Purdue (10/12/2024)
- 102 Tyler Warren (Penn St.) at Minnesota (11/23/2024)
- 102 Zachariah Branch (Southern California) at Washington (11/02/2024)
- 102 Tez Johnson (Oregon) vs Illinois (10/26/2024)
- 102 Carnell Tate (Ohio St.) vs Nebraska (10/26/2024)
- 102 Pat Bryant (Illinois) vs Central Mich. (09/14/2024)
- 102 Rico Flores Jr. (UCLA) at Hawaii (08/31/2024)
- 100 Jeremiah Smith (Ohio St.) at Northwestern (11/16/2024)
- 100 Montorie Foster Jr. (Michigan St.) vs Iowa (10/19/2024)
- 100 Jeremiah Smith (Ohio St.) at Oregon (10/12/2024)

Number of 100-Yard Receiving Performances

- 5 Tai Felton, Maryland
- 4 Tyler Warren, Penn St.
- 4 Pat Bryant, Illinois
- 4 Elijah Sarratt, Indiana
- 3 Tez Johnson, Oregon
- 3 Jeremiah Smith, Ohio St.
- 2 Nick Marsh, Michigan St.
- 2 Evan Stewart, Oregon
- 2 Makai Lemon, Southern California
- 2 Dymere Miller, Rutgers
- 2 Bryce Kirtz, Northwestern
- 2 Denzel Boston, Washington
- 2 Moliki Matavao, UCLA
- 2 A.J. Henning, Northwestern
- 2 J.Michael Sturdivant, UCLA
- 2 Daniel Jackson, Minnesota
- 1 Giles Jackson, Washington
- 1 Traeshon Holden, Oregon
- 1 Jacob Gill, Iowa
- 1 Vinny Anthony II, Wisconsin
- 1 Trech Kekahuna, Wisconsin
- 1 Max Klare, Purdue



**2024-25 Big Ten Football
Conference Individual Game Highs
All games**

- 1 Omar Cooper Jr., Indiana
- 1 Isaiah Neyor, Nebraska
- 1 Emeka Egbuka, Ohio St.
- 1 Harrison Wallace III, Penn St.
- 1 Omari Evans, Penn St.
- 1 Keegan Jones, UCLA
- 1 Colston Loveland, Michigan
- 1 Kaden Prather, Maryland
- 1 Ian Strong, Rutgers
- 1 Liam Clifford, Penn St.
- 1 Ja'Kobi Lane, Southern California
- 1 Zachariah Branch, Southern California
- 1 Carnell Tate, Ohio St.
- 1 Rico Flores Jr., UCLA
- 1 Montorie Foster Jr., Michigan St.



**2024-25 Big Ten Football
Conference Statistical Ranking Comparison
All games**

Team	Offense				Defense			
	Rushing	Passing	Total Off.	Scoring	Rushing	Passing	Total Def.	Scoring
Illinois	9	12	9	6	15	12	15	9
Indiana	4	4	4	1	1	5	2	3
Iowa	1	18	14	7	9	8	7	5
Maryland	16	3	6	11	12	16	16	17
Michigan	7	17	17	14	2	11	6	8
Michigan St.	13	11	12	15	10	9	10	15
Minnesota	15	10	13	9	8	7	5	6
Nebraska	12	9	10	10	6	10	8	7
Northwestern	17	15	18	17	11	14	13	16
Ohio St.	6	5	5	2	4	1	1	1
Oregon	5	2	1	3	7	4	4	4
Penn St.	2	7	2	4	5	3	3	2
Purdue	13	16	16	18	18	18	18	18
Rutgers	3	13	8	8	14	15	17	13
Southern California	10	1	3	5	13	13	14	12
UCLA	18	8	15	16	3	17	11	14
Washington	11	6	7	13	16	2	9	10
Wisconsin	8	14	11	12	17	6	12	11

Team	Kick ret.	Punt ret.	Interceptions	Sacks	TFL	Turnover Mar.
Illinois	13	1	12	4	15	4
Indiana	17	2	1	1	1	1
Iowa	2	3	11	9	11	2
Maryland	14	10	13	18	7	13
Michigan	6	8	9	6	6	14
Michigan St.	15	18	2	16	8	17
Minnesota	8	7	3	8	12	3
Nebraska	7	16	4	7	5	10
Northwestern	3	4	7	10	12	11
Ohio St.	16	5	10	2	4	7
Oregon	10	6	17	4	3	6
Penn St.	9	9	5	3	2	4
Purdue	11	11	18	12	10	18
Rutgers	18	12	15	13	16	7
Southern California	4	15	8	17	14	11
UCLA	12	17	6	14	9	14
Washington	5	14	14	10	17	9
Wisconsin	1	13	16	15	18	16



**2024-25 Big Ten Football
Individual Statistics
All games**

RUSHING (Minimum Games Played Pct. 75%, 10 Rushing Attempts/Game)

#	Player	G	Att.	Yds	Avg.	TD	Lg	Avg/g
1	Johnson, Kaleb - Iowa	12	240	1537	6.40	21	75	128.08
2	Monangai, Kyle - RU	11	256	1279	5.00	13	62	116.27
3	James, Jordan - Oregon	12	206	1166	5.66	13	41	97.17
4	Marks, Woody - USC	12	198	1133	5.72	9	65	94.42
5	Coleman, Jonah - UW	12	184	1011	5.49	10	64	84.25
6	Taylor, Darius - MINN	11	185	873	4.72	9	80	79.36
7	Mullings, Kalel - Mich	12	185	948	5.12	12	63	79.00
8	Walker, Tawee - Wisc	11	190	864	4.55	10	55	78.55
9	Ellison, Justice - IND	12	148	811	5.48	10	47	67.58
10	Judkins, Quinshon - OSU	12	147	805	5.48	8	86	67.08

TOTAL OFFENSE (Minimum Games Played Pct. 75%)

#	Player	G	Rush	Pass	Plays	Total	Yds/g
1	Gabriel, Dillon - Oregon	12	175	3275	431	3450	287.50
2	Moss, Miller - USC	9	-18	2555	383	2537	281.89
3	Edwards Jr., Billy - MD	11	148	2881	501	3029	275.36
4	Garbers, Ethan - UCLA	11	136	2727	446	2863	260.27
5	Rourke, Kurtis - IND	11	-25	2827	328	2802	254.73
6	Howard, Will - OSU	12	131	2860	386	2991	249.25
7	Allar, Drew - PSU	12	225	2668	352	2893	241.08
8	Altmyer, Luke - Illini	12	219	2543	421	2762	230.17
9	Kaliakmanis, Athan - RU	12	233	2459	444	2692	224.33
10	Chiles, Aidan - MSU	12	225	2415	420	2640	220.00

PASSING AVG/GAME (Minimum Games Played Pct. 75%)

#	Player	G	Comp-att-int	Yds	TD	Avg/g
1	Moss, Miller - USC	9	233-362-9	2555	18	283.89
2	Gabriel, Dillon - Oregon	12	275-374-6	3275	24	272.92
3	Edwards Jr., Billy - MD	11	273-420-9	2881	15	261.91
4	Rourke, Kurtis - IND	11	202-287-4	2827	27	257.00
5	Garbers, Ethan - UCLA	11	235-363-11	2727	16	247.91
6	Howard, Will - OSU	12	227-314-8	2860	27	238.33
7	Rogers, Will - UW	11	220-311-7	2458	14	223.45
8	Allar, Drew - PSU	12	204-285-5	2668	18	222.33
9	Brosmer, Max - MINN	12	250-374-5	2617	17	218.08
10	Raiola, Dylan - Nebr	12	253-380-10	2595	12	216.25

SCORING (Minimum Games Played Pct. 75%)

#	Player	G	TD	FG	XPT	2XP	Pts	Pts/g
1	Johnson, Kaleb - Iowa	12	23	0	0	0	138	11.50
2	Radicic, Nicolas - IND	12	0	9	69	0	96	8.00
3	Stevens, Drew - Iowa	12	0	19	37	0	94	7.83
4	Kesich, Dragan - MINN	12	0	19	35	0	92	7.67
5	Monangai, Kyle - RU	11	14	0	0	0	84	7.64
6	Lantz, Michael - USC	12	0	14	45	0	87	7.25
7	Olano, David - Illini	12	0	17	35	0	86	7.17
8	Fielding, Jayden - OSU	12	0	9	54	0	81	6.75
9	Gross, Grady - UW	12	0	18	26	0	80	6.67
10	Bhaghani, Mateen - UCLA	12	0	20	20	0	80	6.67

PASS EFFICIENCY (Minimum Games Played Pct. 75%, 15 Total Passes/Game)

#	Player	G	Comp-att-int	Yds	TD	Eff.
1	Rourke, Kurtis - IND	11	202-287-4	2827	27	181.38
2	Howard, Will - OSU	12	227-314-8	2860	27	172.08
3	Allar, Drew - PSU	12	204-285-5	2668	18	167.55
4	Gabriel, Dillon - Oregon	12	275-374-6	3275	24	165.05
5	Rogers, Will - UW	11	220-311-7	2458	14	147.48
6	Altmyer, Luke - Illini	12	198-325-5	2543	21	144.90
7	Brosmer, Max - MINN	12	250-374-5	2617	17	137.95
8	Garbers, Ethan - UCLA	11	235-363-11	2727	16	136.33
9	Moss, Miller - USC	9	233-362-9	2555	18	135.09
10	Edwards Jr., Billy - MD	11	273-420-9	2881	15	130.12

SCORING (TDs) (Minimum Games Played Pct. 75%, 1 Touchdowns)

#	Player	G	Run	Rec	Ret	Pts	Avg/g
1	Johnson, Kaleb - Iowa	12	21	2	0	138	11.50
2	Monangai, Kyle - RU	11	13	1	0	84	7.64
3	James, Jordan - Oregon	12	13	0	0	78	6.50
4	Mullings, Kalel - Mich	12	12	0	0	72	6.00
5	Lawton, Ty Son - IND	12	12	0	0	72	6.00
6	Johnson, Tez - Oregon	10	0	9	1	60	6.00
7	Singleton, Nicholas - PSU	11	7	4	0	66	6.00
8	Dowdell, Dante - Nebr	12	12	0	0	72	6.00
9	Taylor, Darius - MINN	11	9	2	0	66	6.00
10	Smith, Jeremiah - OSU	12	1	10	0	66	5.50

RECEPTIONS/GAME (Minimum Games Played Pct. 75%)

#	Player	G	No.	Yds	TD	Lg	Yds/g	Rec/g
1	Felton, Tai - MD	12	96	1124	9	75	93.67	8.00
2	Warren, Tyler - PSU	12	81	978	6	38	81.50	6.75
3	Johnson, Tez - Oregon	10	67	685	9	52	68.50	6.70
4	Jackson, Daniel - MINN	12	75	863	4	39	71.92	6.25
5	Jackson, Giles - UW	12	74	732	3	45	61.00	6.17
6	Loveland, Colston - Mich	10	56	582	5	36	58.20	5.60
7	Egbuka, Emeka - OSU	12	60	743	9	68	61.92	5.00
8	Boston, Denzel - UW	12	60	807	9	51	67.25	5.00
9	Henning, A.J. - NU	12	59	603	4	46	50.25	4.92
10	Miller, Dymere - RU	12	57	731	4	45	60.92	4.75

SCORING (KICK) (Minimum Games Played Pct. 75%)

#	Player	G	PAT	FG	Pts	Avg/g
1	Radicic, Nicolas - IND	12	69-69	9-10	96	8.00
2	Stevens, Drew - Iowa	12	37-37	19-22	94	7.83
3	Kesich, Dragan - MINN	12	35-36	19-26	92	7.67
4	Lantz, Michael - USC	12	45-45	14-20	87	7.25
5	Olano, David - Illini	12	35-36	17-20	86	7.17
6	Fielding, Jayden - OSU	12	54-54	9-12	81	6.75
7	Bhaghani, Mateen - UCLA	12	20-20	20-24	80	6.67
8	Gross, Grady - UW	12	26-26	18-26	80	6.67
9	Kim, Jonathan - MSU	12	22-24	19-21	79	6.58
10	Barker, Ryan - PSU	10	32-33	11-13	65	6.50



**2024-25 Big Ten Football
Individual Statistics
All games**

RECEIVE YDS/GAME (Minimum Games Played Pct. 75%)

#	Player	G	No.	Yds	TD	Long	Avg/c	Yds/g
1	Felton, Tai - MD	12	96	1124	9	75	11.71	93.67
2	Bryant, Pat - Illini	12	54	984	10	64	18.22	82.00
3	Warren, Tyler - PSU	12	81	978	6	38	12.07	81.50
4	Smith, Jeremiah - OSU	12	57	934	10	70	16.39	77.83
5	Sarratt, Elijah - IND	12	49	890	8	84	18.16	74.17
6	Jackson, Daniel - MINN	12	75	863	4	39	11.51	71.92
7	Johnson, Tez - Oregon	10	67	685	9	52	10.22	68.50
8	Boston, Denzel - UW	12	60	807	9	51	13.45	67.25
9	Egbuka, Emeka - OSU	12	60	743	9	68	12.38	61.92
10	Jackson, Giles - UW	12	74	732	3	45	9.89	61.00

PUNT RETURN AVG (Minimum Games Played Pct. 75%)

#	Player	G	No.	Yds	TD	Long	Avg.
1	Downs, Caleb - OSU	12	5	102	1	79	20.40
2	Williams, Ke'Shawn - IND	12	2	36	0	22	18.00
3	Kirtz, Bryce - NU	10	2	36	0	23	18.00

KICK RETURN AVG (Minimum Games Played Pct. 75%)

#	Player	G	No.	Yds	TD	Long	Avg.
1	Whittington, Noah - Oregon	12	7	217	0	100	31.00
2	Anthony II, Vinny - Wisc	12	14	390	0	74	27.86
3	Limar, Jayden - Oregon	12	2	53	1	27	26.50

ALL PURPOSE (Minimum Games Played Pct. 75%)

#	Player	G	Rush	Rcv	PR	KR	Yds	Avg/g
1	Johnson, Kaleb - Iowa	12	1537	188	0	0	1725	143.75
2	Marks, Woody - USC	12	1133	321	0	0	1454	121.17
3	James, Jordan - Oregon	12	1166	182	0	19	1367	113.92
4	Monangai, Kyle - RU	11	1279	75	0	0	1354	123.09
5	Singleton, Nicholas - PSU	11	733	292	0	285	1310	119.09
6	Taylor, Darius - MINN	11	873	333	0	0	1206	109.64
7	Coleman, Jonah - UW	12	1011	170	0	0	1181	98.42
8	Felton, Tai - MD	12	23	1124	26	0	1173	97.75
9	Warren, Tyler - PSU	12	189	978	0	0	1167	97.25
10	Lemon, Makai - USC	11	0	665	0	468	1133	103.00

PUNTING (Minimum Games Played Pct. 75%, 3.6 Punts/Game)

#	Player	G	No.	Yds	Lg	I20	50+	TB	Avg.
1	Bertrams, Atticus - Wisc	12	55	2491	74	20	15	3	45.29
2	McFerson, Bryce - MD	12	52	2343	64	21	18	3	45.06
3	Crimmins, Keelan - Purdue	12	64	2871	64	17	14	3	44.86
4	Buschini, Brian - Nebr	12	44	1966	69	16	14	2	44.68
5	Dakin, Rhys - Iowa	12	60	2654	61	27	16	5	44.23
6	Crawford, Mark - MINN	12	50	2163	58	18	7	1	43.26
7	Doman, Tommy - Mich	12	49	2088	68	15	10	3	42.61
8	Anderson, Jakob - RU	12	46	1950	61	15	6	4	42.39

FIELD GOALS (Minimum Games Played Pct. 75%)

#	Player	G	Made	Att.	Long	Pct.	Avg.
1	Bhaghani, Mateen - UCLA	12	20	24	57	83.33	1.67
2	Stevens, Drew - Iowa	12	19	22	54	86.36	1.58
3	Kesich, Dragan - MINN	12	19	26	53	73.08	1.58
4	Kim, Jonathan - MSU	12	19	21	55	90.48	1.58
5	Gross, Grady - UW	12	18	26	45	69.23	1.50
6	Zvada, Dominic - Mich	12	17	18	56	94.44	1.42
7	Olano, David - Illini	12	17	20	50	85.00	1.42
8	Lantz, Michael - USC	12	14	20	54	70.00	1.17
9	Barker, Ryan - PSU	10	11	13	49	84.62	1.10

FIELD GOAL PCT (Minimum Games Played Pct. 75%)

#	Player	G	Made	Att.	Long	Pct.
1	Zvada, Dominic - Mich	12	17	18	56	94.44
2	Kim, Jonathan - MSU	12	19	21	55	90.48
3	Radicic, Nicolas - IND	12	9	10	41	90.00
4	Sappington, Atticus - Oregon	12	13	15	42	86.67
5	Stevens, Drew - Iowa	12	19	22	54	86.36
6	Olano, David - Illini	12	17	20	50	85.00
7	Barker, Ryan - PSU	10	11	13	49	84.62
8	Bhaghani, Mateen - UCLA	12	20	24	57	83.33
9	Patel, Jai - RU	12	13	17	49	76.47



2024-25 Big Ten Football
Individual Statistics
All games

PAT KICKING PCT (Minimum Games Played Pct. 75%)

#	Player	G	Made	Att.	Pct.
1	Vakos, Nathaniel - Wisc	12	31	31	100.00
2	Stevens, Drew - Iowa	12	37	37	100.00
3	Lantz, Michael - USC	12	45	45	100.00
4	Akers, Luke - NU	12	11	11	100.00
5	Freehill, Ben - Purdue	12	3	3	100.00
6	Gross, Grady - UW	12	26	26	100.00
7	Fielding, Jayden - OSU	12	54	54	100.00
8	Radicic, Nicolas - IND	12	69	69	100.00
9	Bhaghani, Mateen - UCLA	12	20	20	100.00



**2024-25 Big Ten Football
Individual Statistics
All games**

TACKLES (All positions) (Minimum Games Played Pct. 75%)

#	Player	G	Pos	Solo	Ast	Total	Avg/g
1	Schwesinger, Carson - UCLA	12	LB	90	46	136	11.33
2	Higgins, Jay - Iowa	12	LB	49	69	118	9.83
3	Fisher, Aiden - IND	12	LB	44	64	108	9.00
4	Thieneman, Dillon - Purdue	12	DB	70	34	104	8.67
5	Djabome, Dariel - RU	12	LB	47	55	102	8.50
6	Lindenberg, Cody - MINN	12	LB	45	49	94	7.83
7	Bruener, Carson - UW	12	LB	51	42	93	7.75
8	Mascarenas-Arnold, Easton - USC	12	LB	49	40	89	7.42
9	Uihlein, Mac - NU	12	LB	49	36	85	7.08
10	Rosiek, Dylan - Illini	9	LB	26	37	63	7.00
11	Jenkins, Kydran - Purdue	12	LB	47	36	83	6.92
12	Jackson, Nick - Iowa	12	LB	38	45	83	6.92
13	Hausmann, Ernest - Mich	12	LB	50	32	82	6.83
14	Bailey, Matthew - Illini	12	DB	39	42	81	6.75
15	Simon, Cody - OSU	11	LB	31	43	74	6.73
16	Boettcher, Bryce - Oregon	12	LB	42	38	80	6.67
17	Wohler, Hunter - Wisc	11	S	51	20	71	6.45
18	Cobb, Mason - USC	11	LB	31	40	71	6.45
19	Tuputala, Alphonzo - UW	12	LB	42	34	76	6.33
20	Mueller, Xander - NU	9	LB	30	27	57	6.33
21	Styles, Sonny - OSU	12	LB	33	43	76	6.33
22	Reed, Jaylen - PSU	12	S	43	32	75	6.25
23	Walker, Jailin - IND	12	LB	35	37	72	6.00
24	Medrano, Kain - UCLA	12	LB	50	22	72	6.00
25	Baranowski, Maverick - MINN	10	LB	18	41	59	5.90
26	Smith, Jaylin - USC	10	CB	40	19	59	5.90
27	Trader Jr., Dante - MD	10	DB	37	22	59	5.90
28	Loyal, Shaquan - RU	12	DB	42	28	70	5.83
29	Gifford, Isaac - Nebr	12	DB	31	38	69	5.75
30	Singleton, DeShon - Nebr	12	DB	43	24	67	5.58
31	Alliegro, Christian - Wisc	12	LB	44	22	66	5.50
32	Hypolite II, Ruben - MD	12	LB	33	33	66	5.50
33	Jacas, Gabe - Illini	12	LB	34	32	66	5.50
34	Turner, Jordan - MSU	12	LB	36	30	66	5.50
35	Powell, Tyreem - RU	9	LB	23	26	49	5.44
36	Barham, Jaishawn - Mich	12	LB	40	25	65	5.42
37	Bullock, John - Nebr	12	LB	33	32	65	5.42
38	Brown, Kerry - MINN	11	DB	30	29	59	5.36
39	Ramsey, Kamari - USC	10	S	39	14	53	5.30
40	Dixon, Flip - RU	11	DB	29	28	57	5.18
41	Ransom, Lathan - OSU	11	S	32	25	57	5.18
42	Asbury II, Shawn - IND	12	DB	25	37	62	5.17
43	Downs, Caleb - OSU	12	DB	34	28	62	5.17
44	King, Kobe - PSU	12	LB	33	29	62	5.17
45	Castro, Sebastian - Iowa	11	DB	38	18	56	5.09
46	Wheatley, Zakee - PSU	12	S	40	21	61	5.08
47	Chaney, Jake - Wisc	11	LB	25	30	55	5.00
48	Arnold, Akili - USC	11	S	32	22	54	4.91
49	Spencer, Malik - MSU	9	S	28	16	44	4.89
50	Zachman, Preston - Wisc	12	S	39	19	58	4.83

SACKS (Minimum Games Played Pct. 75%)

#	Player	G	Pos	Solo	Ast	Total	Avg/g
1	Uiagalelei, Matayo - Oregon	12	DE	9	3	10.5	0.88
2	Carter, Abdul - PSU	12	LB	10	0	10	0.83
3	Kamara, Mikail - IND	12	DL	9	2	10	0.83
4	Stewart, Josaiah - Mich	11	DE	8	1	8.5	0.77
5	Jacas, Gabe - Illini	12	LB	7	2	8	0.67
6	Jenkins, Kydran - Purdue	12	LB	5	4	7	0.58
7	Hurkett, Ethan - Iowa	12	DL	6	1	6.5	0.54
8	Hubbard, Aidan - NU	12	DL	5	2	6	0.50
9	Graves, Aaron - Iowa	12	DL	6	0	6	0.50
10	Robinson, Ty - Nebr	12	DL	6	0	6	0.50
11	Tuimoloau, JT - OSU	12	DL	3	6	6	0.50
12	Tuioti, Teitum - Oregon	12	LB	5	1	5.5	0.46
13	Guy, T.J. - Mich	12	DE	5	1	5.5	0.46
14	Llewellyn, Max - Iowa	12	DE	5	1	5.5	0.46
15	Simon, Cody - OSU	11	LB	4	2	5	0.45
16	Carpenter, James - IND	12	DL	5	0	5	0.42
17	Williams, James - Nebr	12	DL	5	0	5	0.42
18	Heldt, Will - Purdue	12	DE	4	2	5	0.42
19	Smith, Anthony - MINN	12	DL	5	0	5	0.42
20	Joyner, Jah - MINN	12	DL	4	1	4.5	0.38

TACKLES FOR LOSS (Minimum Games Played Pct. 75%, 1.25 Total

Tackles For Loss/Game)

#	Player	G	Pos	Solo	Ast	Total	Avg/g
1	Carter, Abdul - PSU	12	LB	17	5	19.5	1.63
2	Kamara, Mikail - IND	12	DL	12	6	15	1.25



**2024-25 Big Ten Football
Individual Statistics
All games**

FUMBLES FORCED (Minimum Games Played Pct. 75%)

#	Player	G	No.	Avg/g
1	Ransom, Lathan - OSU	11	3	0.27
2	Medrano, Kain - UCLA	12	3	0.25
3	Hurkett, Ethan - Iowa	12	3	0.25
4	Graves, Aaron - Iowa	12	3	0.25
5	Jacas, Gabe - Illini	12	3	0.25
6	Rosiek, Dylan - Illini	9	2	0.22
7	Ramsey, Kamari - USC	10	2	0.20
8	Castro, Sebastian - Iowa	11	2	0.18
9	Rogers, Eric - RU	11	2	0.18
10	Stewart, Josaiah - Mich	11	2	0.18

FUMBLES RECOVERED (Minimum Games Played Pct. 75%)

#	Player	G	No.	Avg/g
1	Kamara, Mikail - IND	12	3	0.25
2	Gbayor, Mikai - Nebr	12	2	0.17
3	Llewellyn, Max - Iowa	12	2	0.17
4	Grant, Kenneth - Mich	12	2	0.17
5	Barten, Ben - Wisc	12	2	0.17
6	Sawyer, Jack - OSU	12	2	0.17
7	Harmon, Derrick - Oregon	12	2	0.17
8	Matthews, Wayne - MSU	9	1	0.11
9	Mueller, Xander - NU	9	1	0.11
10	Tuliaupupu, Solomon - USC	9	1	0.11

PASSES DEFENDED (Minimum Games Played Pct. 75%)

#	Player	G	Brup	Int.	Total	Avg/g
1	Walley, Justin - MINN	10	10	2	12	1.20
2	Brantley, Charles - MSU	9	7	3	10	1.11
3	Johnson, Theran - NU	11	10	2	12	1.09
4	Longerbeam, Robert - RU	11	11	1	12	1.09
5	Harris, Jermari - Iowa	10	7	3	10	1.00
6	Ponds, D'Angelo - IND	12	9	2	11	0.92
7	Dixon, Thaddeus - UW	12	10	1	11	0.92
8	Robinson, Ethan - MINN	12	8	3	11	0.92
9	Moore, Kaylin - UCLA	12	9	1	10	0.83
10	Scott, Xavier - Illini	12	6	4	10	0.83
11	Wallace, K.J. - UCLA	12	10	0	10	0.83
12	Berry, Zeke - Mich	12	8	2	10	0.83
13	Walker, Jailin - IND	12	8	2	10	0.83
14	Hill, Jyaire - Mich	11	8	1	9	0.82
15	Loyal, Shaquan - RU	12	7	2	9	0.75
16	Muhammad, Jabbar - Oregon	12	9	0	9	0.75
17	Igbinosun, Davison - OSU	12	7	2	9	0.75
18	Higgins, Jay - Iowa	12	5	4	9	0.75
19	Hartzog Jr., Malcolm - Nebr	11	4	4	8	0.73
20	Jackson, Nick - Iowa	12	7	1	8	0.67

INTERCEPTIONS (Minimum Games Played Pct. 75%)

#	Player	G	No.	Yds	TD	Long	Avg/g
1	Perich, Koi - MINN	12	5	63	0	45	0.42
2	Hartzog Jr., Malcolm - Nebr	11	4	75	0	34	0.36
3	Brantley, Charles - MSU	9	3	101	1	100	0.33
4	Ferrell, Amare - IND	12	4	35	0	20	0.33
5	Higgins, Jay - Iowa	12	4	15	0	10	0.33
6	Scott, Xavier - Illini	12	4	55	1	30	0.33
7	Harris, Jermari - Iowa	10	3	60	1	32	0.30
8	Miller, Glendon - MD	11	3	28	0	28	0.27
9	Turner, Devin - NU	11	3	13	1	13	0.27
10	Reed, Jaylen - PSU	12	3	50	1	22	0.25



**2024-25 Big Ten Football
Extended Individual Statistics
All games**

TOTAL OFFENSE (Minimum Games Played Pct. 75%)

#	Player	G	Rush	Pass	Plays	Total	Yds/g
1	Gabriel, Dillon - Oregon	12	175	3275	431	3450	287.50
2	Moss, Miller - USC	9	-18	2555	383	2537	281.89
3	Edwards Jr., Billy - MD	11	148	2881	501	3029	275.36
4	Garbers, Ethan - UCLA	11	136	2727	446	2863	260.27
5	Rourke, Kurtis - IND	11	-25	2827	328	2802	254.73
6	Howard, Will - OSU	12	131	2860	386	2991	249.25
7	Allar, Drew - PSU	12	225	2668	352	2893	241.08
8	Altmyer, Luke - Illini	12	219	2543	421	2762	230.17
9	Kaliakmanis, Athan - RU	12	233	2459	444	2692	224.33
10	Chiles, Aidan - MSU	12	225	2415	420	2640	220.00

TOTAL OFFENSE AVG/PLAY (Minimum Games Played Pct. 75%)

#	Player	G	Rush	Pass	Plays	Total	Yds/p
1	Lemon, Makai - USC	11	0	39	1	39	3.55
2	Arkin, Tanner - Illini	12	36	0	1	36	3.00
3	Reynolds, Luke - PSU	12	32	0	1	32	2.67
4	Buschini, Brian - Nebr	12	0	30	1	30	2.50
5	Dunlap, Tavierre - Mich	12	20	0	1	20	1.67
6	Carpenter, James - IND	12	18	0	1	18	1.50
7	Jackson, Elijah - Purdue	11	97	0	6	97	1.47
8	Bertrams, Atticus - Wisc	12	15	0	1	15	1.25
9	Johnson, Aziah - MSU	12	15	0	1	15	1.25
10	Williams, Ke'Shawn - IND	12	27	0	2	27	1.13

TOTAL OFFENSE PLAYS

#	Player	G	Rush	Pass	Plays	Total	Yds/g
1	Edwards Jr., Billy - MD	11	148	2881	501	3029	275.36
2	Garbers, Ethan - UCLA	11	136	2727	446	2863	260.27
3	Kaliakmanis, Athan - RU	12	233	2459	444	2692	224.33
4	Brosmer, Max - MINN	12	-34	2617	441	2583	215.25
5	Gabriel, Dillon - Oregon	12	175	3275	431	3450	287.50
6	Raiola, Dylan - Nebr	12	-68	2595	427	2527	210.58
7	Altmyer, Luke - Illini	12	219	2543	421	2762	230.17
8	Chiles, Aidan - MSU	12	225	2415	420	2640	220.00
9	Howard, Will - OSU	12	131	2860	386	2991	249.25
10	Lausch, Jack - NU	10	213	1714	383	1927	192.70

TOTAL OFFENSE YARDS

#	Player	G	Rush	Pass	Plays	Total	Yds/g
1	Edwards Jr., Billy - MD	11	148	2881	501	3029	275.36
2	Garbers, Ethan - UCLA	11	136	2727	446	2863	260.27
3	Kaliakmanis, Athan - RU	12	233	2459	444	2692	224.33
4	Brosmer, Max - MINN	12	-34	2617	441	2583	215.25
5	Gabriel, Dillon - Oregon	12	175	3275	431	3450	287.50
6	Raiola, Dylan - Nebr	12	-68	2595	427	2527	210.58
7	Altmyer, Luke - Illini	12	219	2543	421	2762	230.17
8	Chiles, Aidan - MSU	12	225	2415	420	2640	220.00
9	Howard, Will - OSU	12	131	2860	386	2991	249.25
10	Lausch, Jack - NU	10	213	1714	383	1927	192.70

ALL PURPOSE (Minimum Games Played Pct. 75%)

#	Player	G	Rush	Rcv	PR	KR	Yds	Avg/g
1	Johnson, Kaleb - Iowa	12	1537	188	0	0	1725	143.75
2	Marks, Woody - USC	12	1133	321	0	0	1454	121.17
3	James, Jordan - Oregon	12	1166	182	0	19	1367	113.92
4	Monangai, Kyle - RU	11	1279	75	0	0	1354	123.09
5	Singleton, Nicholas - PSU	11	733	292	0	285	1310	119.09
6	Taylor, Darius - MINN	11	873	333	0	0	1206	109.64
7	Coleman, Jonah - UW	12	1011	170	0	0	1181	98.42
8	Felton, Tai - MD	12	23	1124	26	0	1173	97.75
9	Warren, Tyler - PSU	12	189	978	0	0	1167	97.25
10	Lemon, Makai - USC	11	0	665	0	468	1133	103.00

SCORING (Minimum Games Played Pct. 75%)

#	Player	G	TD	FG	XPT	2XP	Pts	Pts/g
1	Johnson, Kaleb - Iowa	12	23	0	0	0	138	11.50
2	Radicic, Nicolas - IND	12	0	9	69	0	96	8.00
3	Stevens, Drew - Iowa	12	0	19	37	0	94	7.83
4	Kesich, Dragan - MINN	12	0	19	35	0	92	7.67
5	Monangai, Kyle - RU	11	14	0	0	0	84	7.64
6	Lantz, Michael - USC	12	0	14	45	0	87	7.25
7	Olano, David - Illini	12	0	17	35	0	86	7.17
8	Fielding, Jayden - OSU	12	0	9	54	0	81	6.75
9	Gross, Grady - UW	12	0	18	26	0	80	6.67
10	Bhaghani, Mateen - UCLA	12	0	20	20	0	80	6.67

SCORING (TDs) (Minimum 1 Touchdowns)

#	Player	G	Run	Rec	Ret	Pts	Avg/g
1	Johnson, Kaleb - Iowa	12	21	2	0	138	11.50
2	Monangai, Kyle - RU	11	13	1	0	84	7.64
3	James, Jordan - Oregon	12	13	0	0	78	6.50
4	Johnson, Tez - Oregon	10	0	9	1	60	6.00
5	Taylor, Darius - MINN	11	9	2	0	66	6.00
6	Lawton, Ty Son - IND	12	12	0	0	72	6.00
7	Dowdell, Dante - Nebr	12	12	0	0	72	6.00
8	Mullings, Kalel - Mich	12	12	0	0	72	6.00
9	Singleton, Nicholas - PSU	11	7	4	0	66	6.00
10	Smith, Jeremiah - OSU	12	1	10	0	66	5.50

SCORING (KICK) (Minimum Games Played Pct. 75%)

#	Player	G	PAT	FG	Pts	Avg/g
1	Radicic, Nicolas - IND	12	69-69	9-10	96	8.00
2	Stevens, Drew - Iowa	12	37-37	19-22	94	7.83
3	Kesich, Dragan - MINN	12	35-36	19-26	92	7.67
4	Lantz, Michael - USC	12	45-45	14-20	87	7.25
5	Olano, David - Illini	12	35-36	17-20	86	7.17
6	Fielding, Jayden - OSU	12	54-54	9-12	81	6.75
7	Bhaghani, Mateen - UCLA	12	20-20	20-24	80	6.67
8	Gross, Grady - UW	12	26-26	18-26	80	6.67
9	Kim, Jonathan - MSU	12	22-24	19-21	79	6.58
10	Barker, Ryan - PSU	10	32-33	11-13	65	6.50



**2024-25 Big Ten Football
Extended Individual Statistics
All games**

TOTAL OFFENSE TDS

#	Player	G	Rush	Pass	Total
1	Howard, Will - OSU	12	131	2860	34
2	Gabriel, Dillon - Oregon	12	175	3275	31
3	Rourke, Kurtis - IND	11	-25	2827	29
4	Altmyer, Luke - Illini	12	219	2543	25
5	Allar, Drew - PSU	12	225	2668	23
6	Brosmer, Max - MINN	12	-34	2617	22
7	Johnson, Kaleb - Iowa	12	1537	0	21
8	Moss, Miller - USC	9	-18	2555	20
9	Kaliakmanis, Athan - RU	12	233	2459	20
10	Edwards Jr., Billy - MD	11	148	2881	20

YARDS PER RUSH (Minimum 10 Rushing Attempts/Game, Games Played Pct. 75%)

#	Player	G	Att.	Yds	Avg.	TD	Lg	Avg/g
1	Johnson, Kaleb - Iowa	12	240	1537	6.40	21	75	128.08
2	Singleton, Nicholas - PSU	11	121	733	6.06	7	41	66.64
3	Marks, Woody - USC	12	198	1133	5.72	9	65	94.42
4	James, Jordan - Oregon	12	206	1166	5.66	13	41	97.17
5	Coleman, Jonah - UW	12	184	1011	5.49	10	64	84.25
6	Ellison, Justice - IND	12	148	811	5.48	10	47	67.58
7	Judkins, Quinshon - OSU	12	147	805	5.48	8	86	67.08
8	Mullings, Kael - Mich	12	185	948	5.12	12	63	79.00
9	Monangai, Kyle - RU	11	256	1279	5.00	13	62	116.27
10	Mockobee, Devin - Purdue	12	138	687	4.98	4	63	57.25

RUSH YARDS (Minimum 10 Rushing Attempts/Game)

#	Player	G	Att.	Yds	Avg.	TD	Lg	Avg/g
1	Johnson, Kaleb - Iowa	12	240	1537	6.40	21	75	128.08
2	Monangai, Kyle - RU	11	256	1279	5.00	13	62	116.27
3	James, Jordan - Oregon	12	206	1166	5.66	13	41	97.17
4	Marks, Woody - USC	12	198	1133	5.72	9	65	94.42
5	Coleman, Jonah - UW	12	184	1011	5.49	10	64	84.25
6	Mullings, Kael - Mich	12	185	948	5.12	12	63	79.00
7	Taylor, Darius - MINN	11	185	873	4.72	9	80	79.36
8	Walker, Tawee - Wisc	11	190	864	4.55	10	55	78.55
9	Ellison, Justice - IND	12	148	811	5.48	10	47	67.58
10	Judkins, Quinshon - OSU	12	147	805	5.48	8	86	67.08

PASSING Avg/GAME (Minimum Games Played Pct. 75%)

#	Player	G	Comp-att-int	Yds	TD	Avg/g
1	Moss, Miller - USC	9	233-362-9	2555	18	283.89
2	Gabriel, Dillon - Oregon	12	275-374-6	3275	24	272.92
3	Edwards Jr., Billy - MD	11	273-420-9	2881	15	261.91
4	Rourke, Kurtis - IND	11	202-287-4	2827	27	257.00
5	Garbers, Ethan - UCLA	11	235-363-11	2727	16	247.91
6	Howard, Will - OSU	12	227-314-8	2860	27	238.33
7	Rogers, Will - UW	11	220-311-7	2458	14	223.45
8	Allar, Drew - PSU	12	204-285-5	2668	18	222.33
9	Brosmer, Max - MINN	12	250-374-5	2617	17	218.08
10	Raiola, Dylan - Nebr	12	253-380-10	2595	12	216.25

RUSHING (Minimum 10 Rushing Attempts/Game, Games Played Pct. 75%)

#	Player	G	Att.	Yds	Avg.	TD	Lg	Avg/g
1	Johnson, Kaleb - Iowa	12	240	1537	6.40	21	75	128.08
2	Monangai, Kyle - RU	11	256	1279	5.00	13	62	116.27
3	James, Jordan - Oregon	12	206	1166	5.66	13	41	97.17
4	Marks, Woody - USC	12	198	1133	5.72	9	65	94.42
5	Coleman, Jonah - UW	12	184	1011	5.49	10	64	84.25
6	Taylor, Darius - MINN	11	185	873	4.72	9	80	79.36
7	Mullings, Kael - Mich	12	185	948	5.12	12	63	79.00
8	Walker, Tawee - Wisc	11	190	864	4.55	10	55	78.55
9	Ellison, Justice - IND	12	148	811	5.48	10	47	67.58
10	Judkins, Quinshon - OSU	12	147	805	5.48	8	86	67.08

RUSH ATTEMPTS (Minimum 10 Rushing Attempts/Game)

#	Player	G	Att.	Yds	Avg.	TD	Lg	Avg/g
1	Monangai, Kyle - RU	11	256	1279	5.00	13	62	116.27
2	Johnson, Kaleb - Iowa	12	240	1537	6.40	21	75	128.08
3	James, Jordan - Oregon	12	206	1166	5.66	13	41	97.17
4	Marks, Woody - USC	12	198	1133	5.72	9	65	94.42
5	Walker, Tawee - Wisc	11	190	864	4.55	10	55	78.55
6	Mullings, Kael - Mich	12	185	948	5.12	12	63	79.00
7	Taylor, Darius - MINN	11	185	873	4.72	9	80	79.36
8	Coleman, Jonah - UW	12	184	1011	5.49	10	64	84.25
9	Allen, Kaytron - PSU	12	159	698	4.39	5	26	58.17
10	Ellison, Justice - IND	12	148	811	5.48	10	47	67.58

RUSHING TDS (Minimum 10 Rushing Attempts/Game)

#	Player	G	Att.	Yds	Avg.	TD	Lg	Avg/g
1	Johnson, Kaleb - Iowa	12	240	1537	6.40	21	75	128.08
2	Monangai, Kyle - RU	11	256	1279	5.00	13	62	116.27
3	James, Jordan - Oregon	12	206	1166	5.66	13	41	97.17
4	Mullings, Kael - Mich	12	185	948	5.12	12	63	79.00
5	Dowdell, Dante - Nebr	12	143	614	4.29	12	38	51.17
6	Lawton, Ty Son - IND	12	131	634	4.84	12	29	52.83
7	Ellison, Justice - IND	12	148	811	5.48	10	47	67.58
8	Coleman, Jonah - UW	12	184	1011	5.49	10	64	84.25
9	Walker, Tawee - Wisc	11	190	864	4.55	10	55	78.55
10	Taylor, Darius - MINN	11	185	873	4.72	9	80	79.36

PASSING YARDS

#	Player	G	Comp-att-int	Yds	TD	Avg/g
1	Gabriel, Dillon - Oregon	12	275-374-6	3275	24	272.92
2	Edwards Jr., Billy - MD	11	273-420-9	2881	15	261.91
3	Howard, Will - OSU	12	227-314-8	2860	27	238.33
4	Rourke, Kurtis - IND	11	202-287-4	2827	27	257.00
5	Garbers, Ethan - UCLA	11	235-363-11	2727	16	247.91
6	Allar, Drew - PSU	12	204-285-5	2668	18	222.33
7	Brosmer, Max - MINN	12	250-374-5	2617	17	218.08
8	Raiola, Dylan - Nebr	12	253-380-10	2595	12	216.25
9	Moss, Miller - USC	9	233-362-9	2555	18	283.89
10	Altmyer, Luke - Illini	12	198-325-5	2543	21	211.92



**2024-25 Big Ten Football
Extended Individual Statistics
All games**

PASS EFFICIENCY (Minimum 15 Total Passes/Game, Games Played Pct. 75%)

#	Player	G	Comp-att-int	Yds	TD	Eff
1	Rourke, Kurtis - IND	11	202-287-4	2827	27	181.38
2	Howard, Will - OSU	12	227-314-8	2860	27	172.08
3	Allar, Drew - PSU	12	204-285-5	2668	18	167.55
4	Gabriel, Dillon - Oregon	12	275-374-6	3275	24	165.05
5	Rogers, Will - UW	11	220-311-7	2458	14	147.48
6	Altmyer, Luke - Illini	12	198-325-5	2543	21	144.90
7	Brosmer, Max - MINN	12	250-374-5	2617	17	137.95
8	Garbers, Ethan - UCLA	11	235-363-11	2727	16	136.33
9	Moss, Miller - USC	9	233-362-9	2555	18	135.09
10	Edwards Jr., Billy - MD	11	273-420-9	2881	15	130.12

PASS ATTEMPTS

#	Player	G	Comp-att-int	Yds	TD	Avg/g
1	Edwards Jr., Billy - MD	11	273-420-9	2881	15	261.91
2	Raiola, Dylan - Nebr	12	253-380-10	2595	12	216.25
3	Gabriel, Dillon - Oregon	12	275-374-6	3275	24	272.92
4	Brosmer, Max - MINN	12	250-374-5	2617	17	218.08
5	Kaliakmanis, Athan - RU	12	199-363-6	2459	17	204.92
6	Garbers, Ethan - UCLA	11	235-363-11	2727	16	247.91
7	Moss, Miller - USC	9	233-362-9	2555	18	283.89
8	Altmyer, Luke - Illini	12	198-325-5	2543	21	211.92
9	Chiles, Aidan - MSU	12	192-323-11	2415	13	201.25
10	Howard, Will - OSU	12	227-314-8	2860	27	238.33

PASS YDS/COMP. (Minimum 15 Total Passes/Game, Games Played Pct. 75%)

#	Player	G	Comp-att-int	Yds	TD	Avg/c
1	Rourke, Kurtis - IND	11	202-287-4	2827	27	14.00
2	Allar, Drew - PSU	12	204-285-5	2668	18	13.08
3	Altmyer, Luke - Illini	12	198-325-5	2543	21	12.84
4	Howard, Will - OSU	12	227-314-8	2860	27	12.60
5	Chiles, Aidan - MSU	12	192-323-11	2415	13	12.58
6	Kaliakmanis, Athan - RU	12	199-363-6	2459	17	12.36
7	Gabriel, Dillon - Oregon	12	275-374-6	3275	24	11.91
8	Locke, Braedyn - Wisc	11	164-296-10	1936	13	11.80
9	Garbers, Ethan - UCLA	11	235-363-11	2727	16	11.60
10	Card, Hudson - Purdue	10	144-248-7	1641	9	11.40

PASS COMPLETIONS

#	Player	G	Comp-att-int	Yds	TD	Avg/g
1	Gabriel, Dillon - Oregon	12	275-374-6	3275	24	272.92
2	Edwards Jr., Billy - MD	11	273-420-9	2881	15	261.91
3	Raiola, Dylan - Nebr	12	253-380-10	2595	12	216.25
4	Brosmer, Max - MINN	12	250-374-5	2617	17	218.08
5	Garbers, Ethan - UCLA	11	235-363-11	2727	16	247.91
6	Moss, Miller - USC	9	233-362-9	2555	18	283.89
7	Howard, Will - OSU	12	227-314-8	2860	27	238.33
8	Rogers, Will - UW	11	220-311-7	2458	14	223.45
9	Allar, Drew - PSU	12	204-285-5	2668	18	222.33
10	Rourke, Kurtis - IND	11	202-287-4	2827	27	257.00

PASS YDS/ATT (Minimum 15 Total Passes/Game, Games Played Pct. 75%)

#	Player	G	Comp-att-int	Yds	TD	Avg/a
1	Rourke, Kurtis - IND	11	202-287-4	2827	27	9.85
2	Allar, Drew - PSU	12	204-285-5	2668	18	9.36
3	Howard, Will - OSU	12	227-314-8	2860	27	9.11
4	Gabriel, Dillon - Oregon	12	275-374-6	3275	24	8.76
5	Rogers, Will - UW	11	220-311-7	2458	14	7.90
6	Altmyer, Luke - Illini	12	198-325-5	2543	21	7.82
7	Garbers, Ethan - UCLA	11	235-363-11	2727	16	7.51
8	Chiles, Aidan - MSU	12	192-323-11	2415	13	7.48
9	Moss, Miller - USC	9	233-362-9	2555	18	7.06
10	Brosmer, Max - MINN	12	250-374-5	2617	17	7.00

PASSING TDS

#	Player	G	Comp-att-int	Yds	TD	Avg/g
1	Howard, Will - OSU	12	227-314-8	2860	27	238.33
2	Rourke, Kurtis - IND	11	202-287-4	2827	27	257.00
3	Gabriel, Dillon - Oregon	12	275-374-6	3275	24	272.92
4	Altmyer, Luke - Illini	12	198-325-5	2543	21	211.92
5	Moss, Miller - USC	9	233-362-9	2555	18	283.89
6	Allar, Drew - PSU	12	204-285-5	2668	18	222.33
7	Brosmer, Max - MINN	12	250-374-5	2617	17	218.08
8	Kaliakmanis, Athan - RU	12	199-363-6	2459	17	204.92
9	Garbers, Ethan - UCLA	11	235-363-11	2727	16	247.91
10	Edwards Jr., Billy - MD	11	273-420-9	2881	15	261.91

PASS COMP. PCT (Minimum 15 Total Passes/Game, Games Played Pct. 75%)

#	Player	G	Comp-att-int	Yds	TD	Pct.
1	Gabriel, Dillon - Oregon	12	275-374-6	3275	24	73.53
2	Howard, Will - OSU	12	227-314-8	2860	27	72.29
3	Allar, Drew - PSU	12	204-285-5	2668	18	71.58
4	Rogers, Will - UW	11	220-311-7	2458	14	70.74
5	Rourke, Kurtis - IND	11	202-287-4	2827	27	70.38
6	Brosmer, Max - MINN	12	250-374-5	2617	17	66.84
7	Raiola, Dylan - Nebr	12	253-380-10	2595	12	66.58
8	Edwards Jr., Billy - MD	11	273-420-9	2881	15	65.00
9	Garbers, Ethan - UCLA	11	235-363-11	2727	16	64.74
10	Moss, Miller - USC	9	233-362-9	2555	18	64.36

PASS INTERCEPTIONS

#	Player	G	Comp-att-int	Yds	TD	Avg/g
1	Chiles, Aidan - MSU	12	192-323-11	2415	13	201.25
2	Garbers, Ethan - UCLA	11	235-363-11	2727	16	247.91
3	Locke, Braedyn - Wisc	11	164-296-10	1936	13	176.00
4	Raiola, Dylan - Nebr	12	253-380-10	2595	12	216.25
5	Warren, Davis - Mich	8	125-197-9	1126	6	140.75
6	Moss, Miller - USC	9	233-362-9	2555	18	283.89
7	Edwards Jr., Billy - MD	11	273-420-9	2881	15	261.91
8	Lausch, Jack - NU	10	159-296-8	1714	7	171.40
9	Howard, Will - OSU	12	227-314-8	2860	27	238.33
10	Card, Hudson - Purdue	10	144-248-7	1641	9	164.10



**2024-25 Big Ten Football
Extended Individual Statistics
All games**

RECEPTIONS/GAME (Minimum Games Played Pct. 75%)

#	Player	G	No.	Yds	TD	Lg	Yds/g	Rec/g
1	Felton, Tai - MD	12	96	1124	9	75	93.67	8.00
2	Warren, Tyler - PSU	12	81	978	6	38	81.50	6.75
3	Johnson, Tez - Oregon	10	67	685	9	52	68.50	6.70
4	Jackson, Daniel - MINN	12	75	863	4	39	71.92	6.25
5	Jackson, Giles - UW	12	74	732	3	45	61.00	6.17
6	Loveland, Colston - Mich	10	56	582	5	36	58.20	5.60
7	Egbuka, Emeka - OSU	12	60	743	9	68	61.92	5.00
8	Boston, Denzel - UW	12	60	807	9	51	67.25	5.00
9	Henning, A.J. - NU	12	59	603	4	46	50.25	4.92
10	Miller, Dymere - RU	12	57	731	4	45	60.92	4.75

RECEIVE YDS/GAME (Minimum Games Played Pct. 75%)

#	Player	G	No.	Yds	TD	Long	Avg/c	Yds/g
1	Felton, Tai - MD	12	96	1124	9	75	11.71	93.67
2	Bryant, Pat - Illini	12	54	984	10	64	18.22	82.00
3	Warren, Tyler - PSU	12	81	978	6	38	12.07	81.50
4	Smith, Jeremiah - OSU	12	57	934	10	70	16.39	77.83
5	Sarratt, Elijah - IND	12	49	890	8	84	18.16	74.17
6	Jackson, Daniel - MINN	12	75	863	4	39	11.51	71.92
7	Johnson, Tez - Oregon	10	67	685	9	52	10.22	68.50
8	Boston, Denzel - UW	12	60	807	9	51	13.45	67.25
9	Egbuka, Emeka - OSU	12	60	743	9	68	12.38	61.92
10	Jackson, Giles - UW	12	74	732	3	45	9.89	61.00

RECEPTIONS

#	Player	G	No.	Yds	TD	Long	Avg/c	Yds/g
1	Felton, Tai - MD	12	96	1124	9	75	11.71	93.67
2	Warren, Tyler - PSU	12	81	978	6	38	12.07	81.50
3	Jackson, Daniel - MINN	12	75	863	4	39	11.51	71.92
4	Jackson, Giles - UW	12	74	732	3	45	9.89	61.00
5	Johnson, Tez - Oregon	10	67	685	9	52	10.22	68.50
6	Egbuka, Emeka - OSU	12	60	743	9	68	12.38	61.92
7	Boston, Denzel - UW	12	60	807	9	51	13.45	67.25
8	Henning, A.J. - NU	12	59	603	4	46	10.22	50.25
9	Smith, Jeremiah - OSU	12	57	934	10	70	16.39	77.83
10	Miller, Dymere - RU	12	57	731	4	45	12.82	60.92

PUNTING (Minimum 3.6 Punts/Game, Games Played Pct. 75%)

#	Player	G	No.	Yds	Lg	I20	50+	TB	Avg.
1	Bertrams, Atticus - Wisc	12	55	2491	74	20	15	3	45.29
2	McFerson, Bryce - MD	12	52	2343	64	21	18	3	45.06
3	Crimmins, Keelan - Purdue	12	64	2871	64	17	14	3	44.86
4	Buschini, Brian - Nebr	12	44	1966	69	16	14	2	44.68
5	Dakin, Rhys - Iowa	12	60	2654	61	27	16	5	44.23
6	Crawford, Mark - MINN	12	50	2163	58	18	7	1	43.26
7	Doman, Tommy - Mich	12	49	2088	68	15	10	3	42.61
8	Anderson, Jakob - RU	12	46	1950	61	15	6	4	42.39

RECEPTION TDS

#	Player	G	No.	Yds	TD	Long	Avg/c	Yds/g
1	Smith, Jeremiah - OSU	12	57	934	10	70	16.39	77.83
2	Bryant, Pat - Illini	12	54	984	10	64	18.22	82.00
3	Boston, Denzel - UW	12	60	807	9	51	13.45	67.25
4	Lane, Ja'Kobi - USC	12	36	398	9	32	11.06	33.17
5	Johnson, Tez - Oregon	10	67	685	9	52	10.22	68.50
6	Felton, Tai - MD	12	96	1124	9	75	11.71	93.67
7	Egbuka, Emeka - OSU	12	60	743	9	68	12.38	61.92
8	Sarratt, Elijah - IND	12	49	890	8	84	18.16	74.17
9	Cooper Jr., Omar - IND	12	27	571	6	69	21.15	47.58
10	Warren, Tyler - PSU	12	81	978	6	38	12.07	81.50

YARDS PER CATCH (Minimum 2 Receptions/Game, Games Played Pct. 75%)

#	Player	G	No.	Yds	TD	Long	Avg/c	Yds/g
1	Cooper Jr., Omar - IND	12	27	571	6	69	21.15	47.58
2	Bryant, Pat - Illini	12	54	984	10	64	18.22	82.00
3	Sarratt, Elijah - IND	12	49	890	8	84	18.16	74.17
4	Anthony II, Vinny - Wisc	12	39	672	4	63	17.23	56.00
5	Wallace III, Harrison - PSU	12	35	579	3	50	16.54	48.25
6	Smith, Jeremiah - OSU	12	57	934	10	70	16.39	77.83
7	Holden, Traeshon - Oregon	11	36	581	3	59	16.14	52.82
8	Edrine, Jahmal - Purdue	10	23	365	2	53	15.87	36.50
9	Marsh, Nick - MSU	11	41	649	3	77	15.83	59.00
10	Kirtz, Bryce - NU	10	39	598	0	55	15.33	59.80

RECEPTION YARDS

#	Player	G	No.	Yds	TD	Long	Avg/c	Yds/g
1	Felton, Tai - MD	12	96	1124	9	75	11.71	93.67
2	Bryant, Pat - Illini	12	54	984	10	64	18.22	82.00
3	Warren, Tyler - PSU	12	81	978	6	38	12.07	81.50
4	Smith, Jeremiah - OSU	12	57	934	10	70	16.39	77.83
5	Sarratt, Elijah - IND	12	49	890	8	84	18.16	74.17
6	Jackson, Daniel - MINN	12	75	863	4	39	11.51	71.92
7	Boston, Denzel - UW	12	60	807	9	51	13.45	67.25
8	Egbuka, Emeka - OSU	12	60	743	9	68	12.38	61.92
9	Jackson, Giles - UW	12	74	732	3	45	9.89	61.00
10	Miller, Dymere - RU	12	57	731	4	45	12.82	60.92

PATS KICKS MADE

#	Player	G	Made	Att.	Pct.
1	Radicic, Nicolas - IND	12	69	69	100.00
2	Fielding, Jayden - OSU	12	54	54	100.00
3	Lantz, Michael - USC	12	45	45	100.00
4	Stevens, Drew - Iowa	12	37	37	100.00
5	Patel, Jai - RU	12	36	37	97.30
6	Sappington, Atticus - Oregon	12	36	38	94.74
7	Kesich, Dragan - MINN	12	35	36	97.22
8	Olano, David - Illini	12	35	36	97.22
9	Barker, Ryan - PSU	10	32	33	96.97
10	Vakos, Nathaniel - Wisc	12	31	31	100.00



**2024-25 Big Ten Football
Extended Individual Statistics
All games**

NUMBER OF PUNTS

#	Player	G	No.	Yds	Lg	I20	50+	TB	Avg.
1	Crimmins, Keelan - Purdue	12	64	2871	64	17	14	3	44.86
2	Dakin, Rhys - Iowa	12	60	2654	61	27	16	5	44.23
3	Bertrams, Atticus - Wisc	12	55	2491	74	20	15	3	45.29
4	McFerson, Bryce - MD	12	52	2343	64	21	18	3	45.06
5	Crawford, Mark - MINN	12	50	2163	58	18	7	1	43.26
6	Doman, Tommy - Mich	12	49	2088	68	15	10	3	42.61
7	Anderson, Jakob - RU	12	46	1950	61	15	6	4	42.39
8	Buschini, Brian - Nebr	12	44	1966	69	16	14	2	44.68
9	Eckley, Ryan - MSU	12	43	2060	61	6	20	4	47.91
10	Czaplicki, Eddie - USC	12	40	1938	62	24	21	1	48.45

YARDS PUNTED

#	Player	G	No.	Yds	Lg	I20	50+	TB	Avg.
1	Crimmins, Keelan - Purdue	12	64	2871	64	17	14	3	44.86
2	Dakin, Rhys - Iowa	12	60	2654	61	27	16	5	44.23
3	Bertrams, Atticus - Wisc	12	55	2491	74	20	15	3	45.29
4	McFerson, Bryce - MD	12	52	2343	64	21	18	3	45.06
5	Crawford, Mark - MINN	12	50	2163	58	18	7	1	43.26
6	Doman, Tommy - Mich	12	49	2088	68	15	10	3	42.61
7	Eckley, Ryan - MSU	12	43	2060	61	6	20	4	47.91
8	Buschini, Brian - Nebr	12	44	1966	69	16	14	2	44.68
9	Anderson, Jakob - RU	12	46	1950	61	15	6	4	42.39
10	Czaplicki, Eddie - USC	12	40	1938	62	24	21	1	48.45

PAT KICKING PCT (Minimum Games Played Pct. 75%)

#	Player	G	Made	Att.	Pct.
1	Bhaghani, Mateen - UCLA	12	20	20	100.00
2	Akers, Luke - NU	12	11	11	100.00
3	Lantz, Michael - USC	12	45	45	100.00
4	Vakos, Nathaniel - Wisc	12	31	31	100.00
5	Freehill, Ben - Purdue	12	3	3	100.00
6	Stevens, Drew - Iowa	12	37	37	100.00
7	Fielding, Jayden - OSU	12	54	54	100.00
8	Gross, Grady - UW	12	26	26	100.00
9	Porath, Spencer - Purdue	9	17	17	100.00
10	Radicic, Nicolas - IND	12	69	69	100.00

PAT KICKING ATTEMPTS

#	Player	G	Made	Att.	Pct.
1	Radicic, Nicolas - IND	12	69	69	100.00
2	Fielding, Jayden - OSU	12	54	54	100.00
3	Lantz, Michael - USC	12	45	45	100.00
4	Sappington, Atticus - Oregon	12	36	38	94.74
5	Patel, Jai - RU	12	36	37	97.30
6	Stevens, Drew - Iowa	12	37	37	100.00
7	Kesich, Dragan - MINN	12	35	36	97.22
8	Olano, David - Illini	12	35	36	97.22
9	Barker, Ryan - PSU	10	32	33	96.97
10	Howes, Jack - MD	12	30	31	96.77

PUNT RETURN AVG (Minimum Games Played Pct. 75%)

#	Player	G	No.	Yds	TD	Long	Avg/g
1	Downs, Caleb - OSU	12	5	102	1	79	20.40
2	Williams, Ke'Shawn - IND	12	2	36	0	22	18.00
3	Kirtz, Bryce - NU	10	2	36	0	23	18.00

FIELD GOALS (Minimum Games Played Pct. 75%)

#	Player	G	Made	Att.	Long	Pct.	FG/G.
1	Bhaghani, Mateen - UCLA	12	20	24	57	83.33	1.67
2	Stevens, Drew - Iowa	12	19	22	54	86.36	1.58
3	Kim, Jonathan - MSU	12	19	21	55	90.48	1.58
4	Kesich, Dragan - MINN	12	19	26	53	73.08	1.58
5	Gross, Grady - UW	12	18	26	45	69.23	1.50
6	Zvada, Dominic - Mich	12	17	18	56	94.44	1.42
7	Olano, David - Illini	12	17	20	50	85.00	1.42
8	Lantz, Michael - USC	12	14	20	54	70.00	1.17
9	Barker, Ryan - PSU	10	11	13	49	84.62	1.10
10	Sappington, Atticus - Oregon	12	13	15	42	86.67	1.08

FIELD GOAL PCT (Minimum Games Played Pct. 75%)

#	Player	G	Made	Att.	Long	Pct.
1	Zvada, Dominic - Mich	12	17	18	56	94.44
2	Kim, Jonathan - MSU	12	19	21	55	90.48
3	Radicic, Nicolas - IND	12	9	10	41	90.00
4	Sappington, Atticus - Oregon	12	13	15	42	86.67
5	Stevens, Drew - Iowa	12	19	22	54	86.36
6	Olano, David - Illini	12	17	20	50	85.00
7	Barker, Ryan - PSU	10	11	13	49	84.62
8	Bhaghani, Mateen - UCLA	12	20	24	57	83.33
9	Patel, Jai - RU	12	13	17	49	76.47
10	Fielding, Jayden - OSU	12	9	12	46	75.00

FIELD GOALS ATTEMPTED

#	Player	G	Made	Att.	Long	Pct.
1	Kesich, Dragan - MINN	12	19	26	53	73.08
2	Gross, Grady - UW	12	18	26	45	69.23
3	Bhaghani, Mateen - UCLA	12	20	24	57	83.33
4	Stevens, Drew - Iowa	12	19	22	54	86.36
5	Kim, Jonathan - MSU	12	19	21	55	90.48
6	Olano, David - Illini	12	17	20	50	85.00
7	Lantz, Michael - USC	12	14	20	54	70.00
8	Vakos, Nathaniel - Wisc	12	12	19	53	63.16
9	Zvada, Dominic - Mich	12	17	18	56	94.44
10	Patel, Jai - RU	12	13	17	49	76.47

FIELD GOALS MADE

#	Player	G	Made	Att.	Long	Pct.
1	Bhaghani, Mateen - UCLA	12	20	24	57	83.33
2	Kim, Jonathan - MSU	12	19	21	55	90.48
3	Kesich, Dragan - MINN	12	19	26	53	73.08
4	Stevens, Drew - Iowa	12	19	22	54	86.36
5	Gross, Grady - UW	12	18	26	45	69.23
6	Olano, David - Illini	12	17	20	50	85.00
7	Zvada, Dominic - Mich	12	17	18	56	94.44
8	Lantz, Michael - USC	12	14	20	54	70.00
9	Sappington, Atticus - Oregon	12	13	15	42	86.67
10	Patel, Jai - RU	12	13	17	49	76.47

KICK RETURN AVG (Minimum Games Played Pct. 75%)

#	Player	G	No.	Yds	TD	Long	Avg/g
1	Whittington, Noah - Oregon	12	7	217	0	100	31.00
2	Anthony II, Vinny - Wisc	12	14	390	0	74	27.86
3	Limar, Jayden - Oregon	12	2	53	1	27	26.50



**2024-25 Big Ten Football
Extended Individual Statistics
All games**

PUNT RETURNS (Minimum 1.2 Punt Returns/Game)

#	Player	G	No.	Yds	TD	Long	Avg/g
1	Wetjen, Kaden - Iowa	12	25	312	1	85	12.48
2	Price, Myles - IND	12	23	289	0	65	12.57
3	Beatty, Hank - Illini	12	20	294	0	59	14.70
4	Perich, Koi - MINN	12	17	173	0	60	10.18
5	Johnson, Tez - Oregon	10	13	155	1	85	11.92
6	Bryant Jr., Gary - Oregon	3	4	42	0	29	10.50

PUNT RETURN YARDS

#	Player	G	No.	Yds	TD	Long	Avg/g
1	Wetjen, Kaden - Iowa	12	25	312	1	85	12.48
2	Beatty, Hank - Illini	12	20	294	0	59	14.70
3	Price, Myles - IND	12	23	289	0	65	12.57
4	Perich, Koi - MINN	12	17	173	0	60	10.18
5	Johnson, Tez - Oregon	10	13	155	1	85	11.92
6	Henning, A.J. - NU	12	12	136	0	27	11.33
7	Inniss, Brandon - OSU	12	12	109	0	36	9.08
8	Downs, Caleb - OSU	12	5	102	1	79	20.40
9	Morgan, Semaj - Mich	10	9	100	0	22	11.11
10	Dremel, Christian - RU	12	7	83	0	20	11.86

PUNT RETURN TDS

#	Player	G	No.	Yds	TD	Long	Avg/g
1	Wetjen, Kaden - Iowa	12	25	312	1	85	12.48
2	Downs, Caleb - OSU	12	5	102	1	79	20.40
3	Johnson, Tez - Oregon	10	13	155	1	85	11.92

INTERCEPTIONS (Minimum Games Played Pct. 75%)

#	Player	G	No.	Yds	TD	Long	Avg/g
1	Perich, Koi - MINN	12	5	63	0	45	0.42
2	Hartzog Jr., Malcolm - Nebr	11	4	75	0	34	0.36
3	Brantley, Charles - MSU	9	3	101	1	100	0.33
4	Ferrell, Amare - IND	12	4	35	0	20	0.33
5	Higgins, Jay - Iowa	12	4	15	0	10	0.33
6	Scott, Xavier - Illini	12	4	55	1	30	0.33
7	Harris, Jermari - Iowa	10	3	60	1	32	0.30
8	Miller, Glendon - MD	11	3	28	0	28	0.27
9	Turner, Devin - NU	11	3	13	1	13	0.27
10	Reed, Jaylen - PSU	12	3	50	1	22	0.25

INTERCEPTION RET YARDS

#	Player	G	No.	Yds	TD	Long	Yds/i
1	Johnson, Will - Mich	6	2	128	2	86	64.00
2	Addison, Bryan - UCLA	12	2	106	1	96	53.00
3	Walley, Justin - MINN	10	2	102	1	70	51.00
4	Brantley, Charles - MSU	9	3	101	1	100	33.67
5	Johnson, Theran - NU	11	2	85	1	85	42.50
6	Asbury II, Shawn - IND	12	1	78	0	78	78.00
7	Hartzog Jr., Malcolm - Nebr	11	4	75	0	34	18.75
8	Ponds, D'Angelo - IND	12	2	67	1	67	33.50
9	Perich, Koi - MINN	12	5	63	0	45	12.60
10	Martinez, Nikai - MSU	12	2	62	0	41	31.00

KICK RETURNS (Minimum 1.2 Total Kick Returns/Game)

#	Player	G	No.	Yds	TD	Long	Avg/g
1	Wetjen, Kaden - Iowa	12	23	576	0	39	25.04
2	Himon II, Joseph - NU	12	20	479	0	96	23.95
3	Lemon, Makai - USC	11	18	468	0	80	26.00
4	Perich, Koi - MINN	12	15	298	0	32	19.87
5	Marshall, Jordan - Mich	4	9	225	0	63	25.00

KICK RETURN YARDS

#	Player	G	No.	Yds	TD	Long	Avg/g
1	Wetjen, Kaden - Iowa	12	23	576	0	39	25.04
2	Himon II, Joseph - NU	12	20	479	0	96	23.95
3	Lemon, Makai - USC	11	18	468	0	80	26.00
4	Anthony II, Vinny - Wisc	12	14	390	0	74	27.86
5	Reynolds, Keith - UW	12	14	307	0	50	21.93
6	Perich, Koi - MINN	12	15	298	0	32	19.87
7	Singleton, Nicholas - PSU	11	12	285	0	66	23.75
8	Barney Jr., Jacory - Nebr	12	13	268	0	45	20.62
9	Jones, Keegan - UCLA	12	12	251	0	34	20.92
10	Ngata, Daniyel - UW	12	10	231	0	30	23.10

KICK RETURN TDS

#	Player	G	No.	Yds	TD	Long	Avg/g
1	Limar, Jayden - Oregon	12	2	53	1	27	26.50

INTERCEPTION RETURNS

#	Player	G	No.	Yds	TD	Long	Yds/i
1	Perich, Koi - MINN	12	5	63	0	45	12.60
2	Higgins, Jay - Iowa	12	4	15	0	10	3.75
3	Hartzog Jr., Malcolm - Nebr	11	4	75	0	34	18.75
4	Ferrell, Amare - IND	12	4	35	0	20	8.75
5	Scott, Xavier - Illini	12	4	55	1	30	13.75
6	Harris, Jermari - Iowa	10	3	60	1	32	20.00
7	Bruener, Carson - UW	12	3	55	0	24	18.33
8	Brantley, Charles - MSU	9	3	101	1	100	33.67
9	Robinson, Ethan - MINN	12	3	0	0	0	0.00
10	Schulte, Quinn - Iowa	12	3	23	0	15	7.67

INTERCEPTION RETURN TDS

#	Player	G	No.	Yds	TD	Long	Yds/i
1	Johnson, Will - Mich	6	2	128	2	86	64.00
2	Addison, Bryan - UCLA	12	2	106	1	96	53.00
3	Reed, Jaylen - PSU	12	3	50	1	22	16.67
4	Rogers, Eric - RU	11	1	52	1	52	52.00
5	Henderson, Jack - MINN	12	1	25	1	25	25.00
6	Wright, Ceyair - Nebr	12	2	45	1	45	22.50
7	Cobb, Mason - USC	11	2	55	1	55	27.50
8	Walley, Justin - MINN	10	2	102	1	70	51.00
9	Harris, Jermari - Iowa	10	3	60	1	32	20.00
10	Bullock, John - Nebr	12	1	35	1	35	35.00



**2024-25 Big Ten Football
Extended Individual Statistics
All games**

TACKLES (All positions) (Minimum Games Played Pct. 75%)

#	Player	G	Pos	Solo	Ast	Total	Avg/g
1	Schwesinger, Carson - UCLA	12	LB	90	46	136	11.33
2	Higgins, Jay - Iowa	12	LB	49	69	118	9.83
3	Fisher, Aiden - IND	12	LB	44	64	108	9.00
4	Thieneman, Dillon - Purdue	12	DB	70	34	104	8.67
5	Djabome, Dariel - RU	12	LB	47	55	102	8.50
6	Lindenberg, Cody - MINN	12	LB	45	49	94	7.83
7	Bruener, Carson - UW	12	LB	51	42	93	7.75
8	Mascarenas-Arnold, Easton - USC	12	LB	49	40	89	7.42
9	Uihlein, Mac - NU	12	LB	49	36	85	7.08
10	Rosiek, Dylan - Illini	9	LB	26	37	63	7.00
11	Jenkins, Kydran - Purdue	12	LB	47	36	83	6.92
12	Jackson, Nick - Iowa	12	LB	38	45	83	6.92
13	Hausmann, Ernest - Mich	12	LB	50	32	82	6.83
14	Bailey, Matthew - Illini	12	DB	39	42	81	6.75
15	Simon, Cody - OSU	11	LB	31	43	74	6.73
16	Boettcher, Bryce - Oregon	12	LB	42	38	80	6.67
17	Wohler, Hunter - Wisc	11	S	51	20	71	6.45
18	Cobb, Mason - USC	11	LB	31	40	71	6.45
19	Tuputala, Alphonzo - UW	12	LB	42	34	76	6.33
20	Mueller, Xander - NU	9	LB	30	27	57	6.33
21	Styles, Sonny - OSU	12	LB	33	43	76	6.33
22	Reed, Jaylen - PSU	12	S	43	32	75	6.25
23	Walker, Jailin - IND	12	LB	35	37	72	6.00
24	Medrano, Kain - UCLA	12	LB	50	22	72	6.00
25	Baranowski, Maverick - MINN	10	LB	18	41	59	5.90
26	Smith, Jaylin - USC	10	CB	40	19	59	5.90
27	Trader Jr., Dante - MD	10	DB	37	22	59	5.90
28	Loyal, Shaquan - RU	12	DB	42	28	70	5.83
29	Gifford, Isaac - Nebr	12	DB	31	38	69	5.75
30	Singleton, DeShon - Nebr	12	DB	43	24	67	5.58
31	Alliegro, Christian - Wisc	12	LB	44	22	66	5.50
32	Hyppolite II, Ruben - MD	12	LB	33	33	66	5.50
33	Jacas, Gabe - Illini	12	LB	34	32	66	5.50
34	Turner, Jordan - MSU	12	LB	36	30	66	5.50
35	Powell, Tyreem - RU	9	LB	23	26	49	5.44
36	Barham, Jaishawn - Mich	12	LB	40	25	65	5.42
37	Bullock, John - Nebr	12	LB	33	32	65	5.42
38	Brown, Kerry - MINN	11	DB	30	29	59	5.36
39	Ramsey, Kamari - USC	10	S	39	14	53	5.30
40	Dixon, Flip - RU	11	DB	29	28	57	5.18
41	Ransom, Lathan - OSU	11	S	32	25	57	5.18
42	Asbury II, Shawn - IND	12	DB	25	37	62	5.17
43	Downs, Caleb - OSU	12	DB	34	28	62	5.17
44	King, Kobe - PSU	12	LB	33	29	62	5.17
45	Castro, Sebastian - Iowa	11	DB	38	18	56	5.09
46	Wheatley, Zakee - PSU	12	S	40	21	61	5.08
47	Chaney, Jake - Wisc	11	LB	25	30	55	5.00
48	Arnold, Akili - USC	11	S	32	22	54	4.91
49	Spencer, Malik - MSU	9	S	28	16	44	4.89
50	Zachman, Preston - Wisc	12	S	39	19	58	4.83

SACKS (Minimum Games Played Pct. 75%)

#	Player	G	Pos	Solo	Ast	Total	Avg/g
1	Uiagalelei, Matayo - Oregon	12	DE	9	3	10.5	0.88
2	Carter, Abdul - PSU	12	LB	10	0	10	0.83
3	Kamara, Mikail - IND	12	DL	9	2	10	0.83
4	Stewart, Josaiah - Mich	11	DE	8	1	8.5	0.77
5	Jacas, Gabe - Illini	12	LB	7	2	8	0.67
6	Jenkins, Kydran - Purdue	12	LB	5	4	7	0.58
7	Hurkett, Ethan - Iowa	12	DL	6	1	6.5	0.54
8	Tuimoloau, JT - OSU	12	DL	3	6	6	0.50
9	Hubbard, Aidan - NU	12	DL	5	2	6	0.50
10	Robinson, Ty - Nebr	12	DL	6	0	6	0.50

TACKLES FOR LOSS (Minimum 1.25 Total Tackles For Loss/Game, Games Played Pct. 75%)

#	Player	G	Pos	Solo	Ast	Total	Avg/g
1	Carter, Abdul - PSU	12	LB	17	5	19.5	1.63
2	Kamara, Mikail - IND	12	DL	12	6	15	1.25

FUMBLES FORCED (Minimum Games Played Pct. 75%)

#	Player	G	No.	Avg/g
1	Ransom, Lathan - OSU	11	3	0.27
2	Medrano, Kain - UCLA	12	3	0.25
3	Hurkett, Ethan - Iowa	12	3	0.25
4	Graves, Aaron - Iowa	12	3	0.25
5	Jacas, Gabe - Illini	12	3	0.25
6	Rosiek, Dylan - Illini	9	2	0.22
7	Ramsey, Kamari - USC	10	2	0.20
8	Castro, Sebastian - Iowa	11	2	0.18
9	Rogers, Eric - RU	11	2	0.18
10	Stewart, Josaiah - Mich	11	2	0.18

FUMBLES RECOVERED (Minimum Games Played Pct. 75%)

#	Player	G	No.	Avg/g
1	Kamara, Mikail - IND	12	3	0.25
2	Gbaylor, Mikai - Nebr	12	2	0.17
3	Llewellyn, Max - Iowa	12	2	0.17
4	Grant, Kenneth - Mich	12	2	0.17
5	Barten, Ben - Wisc	12	2	0.17
6	Sawyer, Jack - OSU	12	2	0.17
7	Harmon, Derrick - Oregon	12	2	0.17
8	Matthews, Wayne - MSU	9	1	0.11
9	Mueller, Xander - NU	9	1	0.11
10	Tuliaupupu, Solomon - USC	9	1	0.11

PASSES DEFENDED (Minimum Games Played Pct. 75%)

#	Player	G	Brup	Int.	Total	Avg/g
1	Walley, Justin - MINN	10	10	2	12	1.20
2	Brantley, Charles - MSU	9	7	3	10	1.11
3	Johnson, Theran - NU	11	10	2	12	1.09
4	Longerbeam, Robert - RU	11	11	1	12	1.09
5	Harris, Jermari - Iowa	10	7	3	10	1.00
6	Robinson, Ethan - MINN	12	8	3	11	0.92
7	Dixon, Thaddeus - UW	12	10	1	11	0.92
8	Ponds, D'Angelo - IND	12	9	2	11	0.92
9	Wallace, K.J. - UCLA	12	10	0	10	0.83
10	Berry, Zeke - Mich	12	8	2	10	0.83



**2024-25 Big Ten Football
Extended Team Leaders
All games**

SCORING OFFENSE

Team	G	TD	FG	XPT	2XP	DXP	Saf	Pts	Avg/G
Indiana	12	70	9	69	1	0	1	520	43.33
Ohio St.	12	57	9	57	0	0	0	426	35.5
Oregon	12	54	15	47	3	0	0	422	35.17
Penn St.	12	52	13	49	0	0	0	400	33.33
Southern California	12	45	14	45	0	0	0	357	29.75
Illinois	12	42	18	35	2	0	1	347	28.92
Iowa	12	40	19	37	0	0	1	336	28
Rutgers	12	42	13	36	2	0	2	335	27.92
Minnesota	12	37	19	35	0	1	0	316	26.33
Nebraska	12	35	13	33	1	0	1	286	23.83
Maryland	12	36	11	31	2	0	0	284	23.67
Wisconsin	12	33	12	31	2	0	1	271	22.58
Washington	12	31	18	26	2	0	0	270	22.5
Michigan	12	31	17	26	1	0	1	267	22.25
Michigan St.	12	25	19	23	0	0	1	232	19.33
UCLA	12	23	20	21	1	0	0	221	18.42
Northwestern	12	23	17	21	1	0	1	214	17.83
Purdue	12	23	9	20	2	0	0	189	15.75

TOTAL DEFENSE

Team	G	Rush	Pass	Plays	Yards	Avg/P	TD	Avg/G
Ohio St.	12	1162	1731	706	2893	4.1	13	241.08
Indiana	12	850	2088	711	2938	4.13	20	244.83
Penn St.	12	1164	2037	713	3201	4.49	16	266.75
Oregon	12	1347	2058	729	3405	4.67	21	283.75
Minnesota	12	1351	2140	732	3491	4.77	24	290.92
Michigan	12	1111	2620	759	3731	4.92	28	310.92
Iowa	12	1410	2353	760	3763	4.95	21	313.58
Nebraska	12	1269	2516	702	3785	5.39	29	315.42
Washington	12	1897	2001	780	3898	5	32	324.83
Michigan St.	12	1501	2483	743	3984	5.36	39	332
UCLA	12	1154	2936	756	4090	5.41	36	340.83
Wisconsin	12	1980	2132	751	4112	5.48	32	342.67
Northwestern	12	1559	2782	781	4341	5.56	37	361.75
Southern California	12	1685	2774	769	4459	5.8	30	371.58
Illinois	12	1799	2662	817	4461	5.46	29	371.75
Maryland	12	1641	2896	811	4537	5.59	41	378.08
Rutgers	12	1769	2809	761	4578	6.02	38	381.5
Purdue	12	2400	3032	803	5432	6.76	60	452.67

SCORING DEFENSE

Team	G	TD	FG	XPT	2XP	DXP	Saf	Pts	Avg/G
Ohio St.	12	14	11	10	2	0	0	131	10.92
Penn St.	12	16	18	14	1	1	0	168	14
Indiana	12	21	10	20	0	0	0	176	14.67
Oregon	12	22	13	19	2	0	0	194	16.17
Iowa	12	24	13	22	0	0	0	205	17.08
Minnesota	12	24	14	22	0	0	1	210	17.5
Nebraska	12	30	9	29	1	0	0	238	19.83
Michigan	12	28	16	26	2	0	0	246	20.5
Illinois	12	31	16	25	3	0	0	265	22.08
Washington	12	33	14	32	0	0	1	274	22.83
Wisconsin	12	34	13	34	0	0	0	277	23.08
Southern California	12	34	15	29	2	0	0	282	23.5
Rutgers	12	38	6	30	4	0	1	286	23.83
UCLA	12	36	18	31	1	0	0	303	25.25
Michigan St.	12	39	13	34	2	0	1	313	26.08
Northwestern	12	38	15	37	0	0	3	316	26.33
Maryland	12	44	19	42	1	0	0	365	30.42
Purdue	12	64	11	62	0	0	0	479	39.92

TOTAL OFFENSE PLAYS

Team	G	Rush	Pass	Plays	Yards	Avg/P	TD	Avg/G
Maryland	12	1325	3308	864	4633	5.36	36	386.08
Rutgers	12	2115	2459	844	4574	5.42	41	381.17
Southern California	12	1784	3500	830	5284	6.37	44	440.33
Nebraska	12	1567	2737	819	4304	5.26	32	358.67
Oregon	12	2051	3331	814	5382	6.61	51	448.5
Indiana	12	2083	3182	791	5265	6.66	68	438.75
Wisconsin	12	1844	2360	787	4204	5.34	33	350.33
Penn St.	12	2336	2978	782	5314	6.8	50	442.83
Washington	12	1576	3028	772	4604	5.96	31	383.67
Ohio St.	12	2030	3052	749	5082	6.79	53	423.5
Minnesota	12	1336	2652	749	3988	5.32	35	332.33
Illinois	12	1814	2572	748	4386	5.86	41	365.5
Michigan St.	12	1384	2617	747	4001	5.36	24	333.42
Northwestern	12	1182	2231	746	3413	4.58	19	284.42
UCLA	12	1039	2906	736	3945	5.36	21	328.75
Michigan	12	1928	1603	728	3531	4.85	29	294.25
Iowa	12	2398	1580	705	3978	5.64	38	331.5
Purdue	12	1384	2207	676	3591	5.31	22	299.25



**2024-25 Big Ten Football
Extended Team Leaders
All games**

TOUCHDOWNS SCORED

Team	G	TD	FG	XPT	2XP	DXP	Saf	Pts	Avg/G
Indiana	12	70	9	69	1	0	1	520	43.33
Ohio St.	12	57	9	57	0	0	0	426	35.5
Oregon	12	54	15	47	3	0	0	422	35.17
Penn St.	12	52	13	49	0	0	0	400	33.33
Southern California	12	45	14	45	0	0	0	357	29.75
Rutgers	12	42	13	36	2	0	2	335	27.92
Illinois	12	42	18	35	2	0	1	347	28.92
Iowa	12	40	19	37	0	0	1	336	28
Minnesota	12	37	19	35	0	1	0	316	26.33
Maryland	12	36	11	31	2	0	0	284	23.67
Nebraska	12	35	13	33	1	0	1	286	23.83
Wisconsin	12	33	12	31	2	0	1	271	22.58
Washington	12	31	18	26	2	0	0	270	22.5
Michigan	12	31	17	26	1	0	1	267	22.25
Michigan St.	12	25	19	23	0	0	1	232	19.33
UCLA	12	23	20	21	1	0	0	221	18.42
Purdue	12	23	9	20	2	0	0	189	15.75
Northwestern	12	23	17	21	1	0	1	214	17.83

TOTAL OFFENSE YARDS

Team	G	Rush	Pass	Plays	Yards	Avg/P	TD	Avg/G
Oregon	12	2051	3331	814	5382	6.61	51	448.5
Penn St.	12	2336	2978	782	5314	6.8	50	442.83
Southern California	12	1784	3500	830	5284	6.37	44	440.33
Indiana	12	2083	3182	791	5265	6.66	68	438.75
Ohio St.	12	2030	3052	749	5082	6.79	53	423.5
Maryland	12	1325	3308	864	4633	5.36	36	386.08
Washington	12	1576	3028	772	4604	5.96	31	383.67
Rutgers	12	2115	2459	844	4574	5.42	41	381.17
Illinois	12	1814	2572	748	4386	5.86	41	365.5
Nebraska	12	1567	2737	819	4304	5.26	32	358.67
Wisconsin	12	1844	2360	787	4204	5.34	33	350.33
Michigan St.	12	1384	2617	747	4001	5.36	24	333.42
Minnesota	12	1336	2652	749	3988	5.32	35	332.33
Iowa	12	2398	1580	705	3978	5.64	38	331.5
UCLA	12	1039	2906	736	3945	5.36	21	328.75
Purdue	12	1384	2207	676	3591	5.31	22	299.25
Michigan	12	1928	1603	728	3531	4.85	29	294.25
Northwestern	12	1182	2231	746	3413	4.58	19	284.42

PTS SCORED KICKING

Team	G	TD	FG	XPT	2XP	DXP	Saf	Pts	Avg/G
Indiana	12	70	9	69	1	0	1	520	43.33
Ohio St.	12	57	9	57	0	0	0	426	35.5
Oregon	12	54	15	47	3	0	0	422	35.17
Penn St.	12	52	13	49	0	0	0	400	33.33
Southern California	12	45	14	45	0	0	0	357	29.75
Illinois	12	42	18	35	2	0	1	347	28.92
Iowa	12	40	19	37	0	0	1	336	28
Rutgers	12	42	13	36	2	0	2	335	27.92
Minnesota	12	37	19	35	0	1	0	316	26.33
Nebraska	12	35	13	33	1	0	1	286	23.83
Maryland	12	36	11	31	2	0	0	284	23.67
Wisconsin	12	33	12	31	2	0	1	271	22.58
Washington	12	31	18	26	2	0	0	270	22.5
Michigan	12	31	17	26	1	0	1	267	22.25
Michigan St.	12	25	19	23	0	0	1	232	19.33
UCLA	12	23	20	21	1	0	0	221	18.42
Northwestern	12	23	17	21	1	0	1	214	17.83
Purdue	12	23	9	20	2	0	0	189	15.75

TOTAL OFF. AVG/PLAY

Team	G	Rush	Pass	Plays	Yards	Avg/P	TD	Avg/G
Penn St.	12	2336	2978	782	5314	6.8	50	442.83
Ohio St.	12	2030	3052	749	5082	6.79	53	423.5
Indiana	12	2083	3182	791	5265	6.66	68	438.75
Oregon	12	2051	3331	814	5382	6.61	51	448.5
Southern California	12	1784	3500	830	5284	6.37	44	440.33
Washington	12	1576	3028	772	4604	5.96	31	383.67
Illinois	12	1814	2572	748	4386	5.86	41	365.5
Iowa	12	2398	1580	705	3978	5.64	38	331.5
Rutgers	12	2115	2459	844	4574	5.42	41	381.17
UCLA	12	1039	2906	736	3945	5.36	21	328.75
Michigan St.	12	1384	2617	747	4001	5.36	24	333.42
Maryland	12	1325	3308	864	4633	5.36	36	386.08
Wisconsin	12	1844	2360	787	4204	5.34	33	350.33
Minnesota	12	1336	2652	749	3988	5.32	35	332.33
Purdue	12	1384	2207	676	3591	5.31	22	299.25
Nebraska	12	1567	2737	819	4304	5.26	32	358.67
Michigan	12	1928	1603	728	3531	4.85	29	294.25
Northwestern	12	1182	2231	746	3413	4.58	19	284.42



**2024-25 Big Ten Football
Extended Team Leaders
All games**

TOTAL OFFENSE

Team	G	Rush	Pass	Plays	Yards	Avg/P	TD	Avg/G
Oregon	12	2051	3331	814	5382	6.61	51	448.5
Penn St.	12	2336	2978	782	5314	6.8	50	442.83
Southern California	12	1784	3500	830	5284	6.37	44	440.33
Indiana	12	2083	3182	791	5265	6.66	68	438.75
Ohio St.	12	2030	3052	749	5082	6.79	53	423.5
Maryland	12	1325	3308	864	4633	5.36	36	386.08
Washington	12	1576	3028	772	4604	5.96	31	383.67
Rutgers	12	2115	2459	844	4574	5.42	41	381.17
Illinois	12	1814	2572	748	4386	5.86	41	365.5
Iowa	12	2398	1580	705	3978	5.64	38	331.5
Maryland	12	1325	3308	864	4633	5.36	36	386.08
Minnesota	12	1336	2652	749	3988	5.32	35	332.33
Wisconsin	12	1844	2360	787	4204	5.34	33	350.33
Nebraska	12	1567	2737	819	4304	5.26	32	358.67
Washington	12	1576	3028	772	4604	5.96	31	383.67
Michigan	12	1928	1603	728	3531	4.85	29	294.25
Michigan St.	12	1384	2617	747	4001	5.36	24	333.42
Purdue	12	1384	2207	676	3591	5.31	22	299.25
UCLA	12	1039	2906	736	3945	5.36	21	328.75
Northwestern	12	1182	2231	746	3413	4.58	19	284.42

TOTAL OFFENSE TDS

Team	G	Rush	Pass	Plays	Yards	Avg/P	TD	Avg/G
Indiana	12	2083	3182	791	5265	6.66	68	438.75
Ohio St.	12	2030	3052	749	5082	6.79	53	423.5
Oregon	12	2051	3331	814	5382	6.61	51	448.5
Penn St.	12	2336	2978	782	5314	6.8	50	442.83
Southern California	12	1784	3500	830	5284	6.37	44	440.33
Rutgers	12	2115	2459	844	4574	5.42	41	381.17
Illinois	12	1814	2572	748	4386	5.86	41	365.5
Iowa	12	2398	1580	705	3978	5.64	38	331.5
Maryland	12	1325	3308	864	4633	5.36	36	386.08
Minnesota	12	1336	2652	749	3988	5.32	35	332.33
Wisconsin	12	1844	2360	787	4204	5.34	33	350.33
Nebraska	12	1567	2737	819	4304	5.26	32	358.67
Washington	12	1576	3028	772	4604	5.96	31	383.67
Michigan	12	1928	1603	728	3531	4.85	29	294.25
Michigan St.	12	1384	2617	747	4001	5.36	24	333.42
Purdue	12	1384	2207	676	3591	5.31	22	299.25
UCLA	12	1039	2906	736	3945	5.36	21	328.75
Northwestern	12	1182	2231	746	3413	4.58	19	284.42

RUSHING OFFENSE

Team	G	Att	Yards	Avg/A	Long	TD	Avg/G
Iowa	12	463	2398	5.18	75	29	199.83
Penn St.	12	457	2336	5.11	78	26	194.67
Rutgers	12	481	2115	4.4	62	24	176.25
Indiana	12	464	2083	4.49	51	37	173.58
Oregon	12	428	2051	4.79	54	27	170.92
Ohio St.	12	405	2030	5.01	86	24	169.17
Michigan	12	435	1928	4.43	63	18	160.67
Wisconsin	12	422	1844	4.37	55	19	153.67
Illinois	12	417	1814	4.35	64	20	151.17
Southern California	12	335	1784	5.33	75	19	148.67
Washington	12	387	1576	4.07	64	13	131.33
Nebraska	12	415	1567	3.78	42	20	130.58
Purdue	12	347	1384	3.99	69	9	115.33
Michigan St.	12	394	1384	3.51	63	11	115.33
Minnesota	12	368	1336	3.63	80	17	111.33
Maryland	12	370	1325	3.58	75	15	110.42
Northwestern	12	355	1182	3.33	51	12	98.5
UCLA	12	338	1039	3.07	57	4	86.58

RUSHING TDS

Team	G	Att	Yards	Avg/A	Long	TD	Avg/G
Indiana	12	464	2083	4.49	51	37	173.58
Iowa	12	463	2398	5.18	75	29	199.83
Oregon	12	428	2051	4.79	54	27	170.92
Penn St.	12	457	2336	5.11	78	26	194.67
Rutgers	12	481	2115	4.4	62	24	176.25
Ohio St.	12	405	2030	5.01	86	24	169.17
Nebraska	12	415	1567	3.78	42	20	130.58
Illinois	12	417	1814	4.35	64	20	151.17
Wisconsin	12	422	1844	4.37	55	19	153.67
Southern California	12	335	1784	5.33	75	19	148.67
Michigan	12	435	1928	4.43	63	18	160.67
Minnesota	12	368	1336	3.63	80	17	111.33
Maryland	12	370	1325	3.58	75	15	110.42
Washington	12	387	1576	4.07	64	13	131.33
Northwestern	12	355	1182	3.33	51	12	98.5
Michigan St.	12	394	1384	3.51	63	11	115.33
Purdue	12	347	1384	3.99	69	9	115.33
UCLA	12	338	1039	3.07	57	4	86.58



**2024-25 Big Ten Football
Extended Team Leaders
All games**

RUSHING DEFENSE

Team	G	Att	Yards	Avg/A	Long	TD	Avg/G
Indiana	12	346	850	2.46	75	10	70.83
Michigan	12	356	1111	3.12	65	10	92.58
UCLA	12	345	1154	3.34	30	17	96.17
Ohio St.	12	408	1162	2.85	38	9	96.83
Penn St.	12	373	1164	3.12	75	5	97
Nebraska	12	364	1269	3.49	57	6	105.75
Oregon	12	374	1347	3.6	70	12	112.25
Minnesota	12	377	1351	3.58	42	13	112.58
Iowa	12	373	1410	3.78	31	3	117.5
Michigan St.	12	404	1501	3.72	75	19	125.08
Northwestern	12	390	1559	4	64	22	129.92
Maryland	12	427	1641	3.84	68	19	136.75
Southern California	12	374	1685	4.51	63	18	140.42
Rutgers	12	364	1769	4.86	73	23	147.42
Illinois	12	408	1799	4.41	35	11	149.92
Washington	12	428	1897	4.43	78	19	158.08
Wisconsin	12	428	1980	4.63	40	20	165
Purdue	12	472	2400	5.08	70	33	200

PASS EFFICIENCY

Team	G	Comp-Att-Int	Pct.	Yds	Avg/G	TD	Effic
Indiana	12	226 - 327 - 5	69.11	3182	265.17	31	179.08
Penn St.	12	233 - 325 - 6	71.69	2978	248.17	24	169.34
Ohio St.	12	242 - 344 - 8	70.35	3052	254.33	29	168.04
Oregon	12	284 - 386 - 6	73.58	3331	277.58	24	163.47
Washington	12	276 - 385 - 7	71.69	3028	252.33	18	149.55
Illinois	12	200 - 331 - 5	60.42	2572	214.33	21	143.61
Minnesota	12	253 - 381 - 5	66.40	2652	221.00	18	137.84
UCLA	12	259 - 398 - 11	65.08	2906	242.17	17	134.98
Southern California	12	313 - 495 - 12	63.23	3500	291.67	25	134.44
Maryland	12	315 - 494 - 14	63.77	3308	275.67	21	128.37
Michigan St.	12	212 - 353 - 12	60.06	2617	218.08	13	127.68
Nebraska	12	265 - 404 - 11	65.59	2737	228.08	12	126.86
Rutgers	12	199 - 363 - 6	54.82	2459	204.92	17	123.87
Iowa	12	149 - 242 - 7	61.57	1580	131.67	9	122.90
Purdue	12	189 - 329 - 9	57.45	2207	183.92	13	121.36
Wisconsin	12	208 - 365 - 10	56.99	2360	196.67	14	118.48
Michigan	12	179 - 293 - 12	61.09	1603	133.58	11	111.25
Northwestern	12	210 - 391 - 11	53.71	2231	185.92	7	101.92

YARDS PER RUSH

Team	G	Att	Yards	Avg/A	Long	TD	Avg/G
Southern California	12	335	1784	5.33	75	19	148.67
Iowa	12	463	2398	5.18	75	29	199.83
Penn St.	12	457	2336	5.11	78	26	194.67
Ohio St.	12	405	2030	5.01	86	24	169.17
Oregon	12	428	2051	4.79	54	27	170.92
Indiana	12	464	2083	4.49	51	37	173.58
Michigan	12	435	1928	4.43	63	18	160.67
Rutgers	12	481	2115	4.4	62	24	176.25
Wisconsin	12	422	1844	4.37	55	19	153.67
Illinois	12	417	1814	4.35	64	20	151.17
Washington	12	387	1576	4.07	64	13	131.33
Purdue	12	347	1384	3.99	69	9	115.33
Nebraska	12	415	1567	3.78	42	20	130.58
Minnesota	12	368	1336	3.63	80	17	111.33
Maryland	12	370	1325	3.58	75	15	110.42
Michigan St.	12	394	1384	3.51	63	11	115.33
Northwestern	12	355	1182	3.33	51	12	98.5
UCLA	12	338	1039	3.07	57	4	86.58

PASS DEFENSE EFFIC.

Team	G	Comp-Att-Int	Pct.	Yds	Avg/G	TD	Effic
Oregon	12	197 - 355 - 10	55.49	2058	171.50	9	106.92
Ohio St.	12	179 - 298 - 9	60.07	1731	144.25	4	107.25
Washington	12	194 - 352 - 8	55.11	2001	166.75	13	110.51
Minnesota	12	210 - 355 - 16	59.15	2140	178.33	11	111.00
Indiana	12	225 - 365 - 14	61.64	2088	174.00	10	111.07
Penn St.	12	199 - 340 - 12	58.53	2037	169.75	11	112.47
Iowa	12	242 - 387 - 16	62.53	2353	196.08	18	120.69
Illinois	12	238 - 409 - 12	58.19	2662	221.83	18	121.52
Michigan	12	246 - 403 - 11	61.04	2620	218.33	18	124.93
Wisconsin	12	202 - 323 - 4	62.54	2132	177.67	12	127.77
Rutgers	12	241 - 397 - 7	60.71	2809	234.08	15	129.08
Northwestern	12	245 - 391 - 10	62.66	2782	231.83	15	129.97
Southern California	12	270 - 395 - 10	68.35	2774	231.17	12	132.31
UCLA	12	269 - 411 - 10	65.45	2936	244.67	19	135.85
Michigan St.	12	206 - 339 - 9	60.77	2483	206.92	20	136.45
Maryland	12	240 - 384 - 9	62.50	2896	241.33	22	140.07
Nebraska	12	216 - 338 - 11	63.91	2516	209.67	23	142.38
Purdue	12	218 - 331 - 4	65.86	3032	252.67	27	167.31



2024-25 Big Ten Football
Extended Team Leaders
All games

RUSH ATTEMPTS

Team	G	Att	Yards	Avg/A	Long	TD	Avg/G
Rutgers	12	481	2115	4.4	62	24	176.25
Indiana	12	464	2083	4.49	51	37	173.58
Iowa	12	463	2398	5.18	75	29	199.83
Penn St.	12	457	2336	5.11	78	26	194.67
Michigan	12	435	1928	4.43	63	18	160.67
Oregon	12	428	2051	4.79	54	27	170.92
Wisconsin	12	422	1844	4.37	55	19	153.67
Illinois	12	417	1814	4.35	64	20	151.17
Nebraska	12	415	1567	3.78	42	20	130.58
Ohio St.	12	405	2030	5.01	86	24	169.17
Michigan St.	12	394	1384	3.51	63	11	115.33
Washington	12	387	1576	4.07	64	13	131.33
Maryland	12	370	1325	3.58	75	15	110.42
Minnesota	12	368	1336	3.63	80	17	111.33
Northwestern	12	355	1182	3.33	51	12	98.5
Purdue	12	347	1384	3.99	69	9	115.33
UCLA	12	338	1039	3.07	57	4	86.58
Southern California	12	335	1784	5.33	75	19	148.67

RUSH YARDS

Team	G	Att	Yards	Avg/A	Long	TD	Avg/G
Iowa	12	463	2398	5.18	75	29	199.83
Penn St.	12	457	2336	5.11	78	26	194.67
Rutgers	12	481	2115	4.4	62	24	176.25
Indiana	12	464	2083	4.49	51	37	173.58
Oregon	12	428	2051	4.79	54	27	170.92
Ohio St.	12	405	2030	5.01	86	24	169.17
Michigan	12	435	1928	4.43	63	18	160.67
Wisconsin	12	422	1844	4.37	55	19	153.67
Illinois	12	417	1814	4.35	64	20	151.17
Southern California	12	335	1784	5.33	75	19	148.67
Washington	12	387	1576	4.07	64	13	131.33
Nebraska	12	415	1567	3.78	42	20	130.58
Purdue	12	347	1384	3.99	69	9	115.33
Michigan St.	12	394	1384	3.51	63	11	115.33
Minnesota	12	368	1336	3.63	80	17	111.33
Maryland	12	370	1325	3.58	75	15	110.42
Northwestern	12	355	1182	3.33	51	12	98.5
UCLA	12	338	1039	3.07	57	4	86.58



**2024-25 Big Ten Football
Extended Team Leaders
All games**

PASS OFFENSE

Team	G	Comp-Att-Int	Pct.	Yds	Avg/A	TD	Avg/G
Southern California	12	313 - 495 - 12	63.23	3500	7.07	25	291.67
Oregon	12	284 - 386 - 6	73.58	3331	8.63	24	277.58
Maryland	12	315 - 494 - 14	63.77	3308	6.70	21	275.67
Indiana	12	226 - 327 - 5	69.11	3182	9.73	31	265.17
Ohio St.	12	242 - 344 - 8	70.35	3052	8.87	29	254.33
Washington	12	276 - 385 - 7	71.69	3028	7.86	18	252.33
Penn St.	12	233 - 325 - 6	71.69	2978	9.16	24	248.17
UCLA	12	259 - 398 - 11	65.08	2906	7.30	17	242.17
Nebraska	12	265 - 404 - 11	65.59	2737	6.77	12	228.08
Minnesota	12	253 - 381 - 5	66.40	2652	6.96	18	221.00
Michigan St.	12	212 - 353 - 12	60.06	2617	7.41	13	218.08
Illinois	12	200 - 331 - 5	60.42	2572	7.77	21	214.33
Rutgers	12	199 - 363 - 6	54.82	2459	6.77	17	204.92
Wisconsin	12	208 - 365 - 10	56.99	2360	6.47	14	196.67
Northwestern	12	210 - 391 - 11	53.71	2231	5.71	7	185.92
Purdue	12	189 - 329 - 9	57.45	2207	6.71	13	183.92
Michigan	12	179 - 293 - 12	61.09	1603	5.47	11	133.58
Iowa	12	149 - 242 - 7	61.57	1580	6.53	9	131.67

PASS COMP. PCT

Team	G	Comp-Att-Int	Pct.	Yds	Avg/A	TD	Avg/G
Oregon	12	284 - 386 - 6	73.58	3331	8.63	24	277.58
Penn St.	12	233 - 325 - 6	71.69	2978	9.16	24	248.17
Washington	12	276 - 385 - 7	71.69	3028	7.86	18	252.33
Ohio St.	12	242 - 344 - 8	70.35	3052	8.87	29	254.33
Indiana	12	226 - 327 - 5	69.11	3182	9.73	31	265.17
Minnesota	12	253 - 381 - 5	66.40	2652	6.96	18	221.00
Nebraska	12	265 - 404 - 11	65.59	2737	6.77	12	228.08
UCLA	12	259 - 398 - 11	65.08	2906	7.30	17	242.17
Maryland	12	315 - 494 - 14	63.77	3308	6.70	21	275.67
Southern California	12	313 - 495 - 12	63.23	3500	7.07	25	291.67
Iowa	12	149 - 242 - 7	61.57	1580	6.53	9	131.67
Michigan	12	179 - 293 - 12	61.09	1603	5.47	11	133.58
Illinois	12	200 - 331 - 5	60.42	2572	7.77	21	214.33
Michigan St.	12	212 - 353 - 12	60.06	2617	7.41	13	218.08
Purdue	12	189 - 329 - 9	57.45	2207	6.71	13	183.92
Wisconsin	12	208 - 365 - 10	56.99	2360	6.47	14	196.67
Rutgers	12	199 - 363 - 6	54.82	2459	6.77	17	204.92
Northwestern	12	210 - 391 - 11	53.71	2231	5.71	7	185.92

PASS DEFENSE

Team	G	Comp-Att-Int	Pct.	Yds	Avg/A	TD	Avg/G
Ohio St.	12	179 - 298 - 9	60.07	1731	5.81	4	144.25
Washington	12	194 - 352 - 8	55.11	2001	5.68	13	166.75
Penn St.	12	199 - 340 - 12	58.53	2037	5.99	11	169.75
Oregon	12	197 - 355 - 10	55.49	2058	5.80	9	171.50
Indiana	12	225 - 365 - 14	61.64	2088	5.72	10	174.00
Wisconsin	12	202 - 323 - 4	62.54	2132	6.60	12	177.67
Minnesota	12	210 - 355 - 16	59.15	2140	6.03	11	178.33
Iowa	12	242 - 387 - 16	62.53	2353	6.08	18	196.08
Michigan St.	12	206 - 339 - 9	60.77	2483	7.32	20	206.92
Nebraska	12	216 - 338 - 11	63.91	2516	7.44	23	209.67
Michigan	12	246 - 403 - 11	61.04	2620	6.50	18	218.33
Illinois	12	238 - 409 - 12	58.19	2662	6.51	18	221.83
Southern California	12	270 - 395 - 10	68.35	2774	7.02	12	231.17
Northwestern	12	245 - 391 - 10	62.66	2782	7.12	15	231.83
Rutgers	12	241 - 397 - 7	60.71	2809	7.08	15	234.08
Maryland	12	240 - 384 - 9	62.50	2896	7.54	22	241.33
UCLA	12	269 - 411 - 10	65.45	2936	7.14	19	244.67
Purdue	12	218 - 331 - 4	65.86	3032	9.16	27	252.67

PASS YDS/COMP.

Team	G	Comp-Att-Int	Pct.	Yds	Avg/A	TD	Avg/G
Indiana	12	226 - 327 - 5	69.11	3182	9.73	31	265.17
Penn St.	12	233 - 325 - 6	71.69	2978	9.16	24	248.17
Ohio St.	12	242 - 344 - 8	70.35	3052	8.87	29	254.33
Oregon	12	284 - 386 - 6	73.58	3331	8.63	24	277.58
Washington	12	276 - 385 - 7	71.69	3028	7.86	18	252.33
Illinois	12	200 - 331 - 5	60.42	2572	7.77	21	214.33
Minnesota	12	253 - 381 - 5	66.40	2652	6.96	18	221.00
UCLA	12	259 - 398 - 11	65.08	2906	7.30	17	242.17
Southern California	12	313 - 495 - 12	63.23	3500	7.07	25	291.67
Maryland	12	315 - 494 - 14	63.77	3308	6.70	21	275.67
Michigan St.	12	212 - 353 - 12	60.06	2617	7.41	13	218.08
Nebraska	12	265 - 404 - 11	65.59	2737	6.77	12	228.08
Rutgers	12	199 - 363 - 6	54.82	2459	6.77	17	204.92
Iowa	12	149 - 242 - 7	61.57	1580	6.53	9	131.67
Purdue	12	189 - 329 - 9	57.45	2207	6.71	13	183.92
Wisconsin	12	208 - 365 - 10	56.99	2360	6.47	14	196.67
Michigan	12	179 - 293 - 12	61.09	1603	5.47	11	133.58
Northwestern	12	210 - 391 - 11	53.71	2231	5.71	7	185.92



**2024-25 Big Ten Football
Extended Team Leaders
All games**

PASS ATTEMPTS

Team	G	Comp-Att-Int	Pct.	Yds	Avg/A	TD	Avg/G
Southern California	12	313 - 495 - 12	63.23	3500	7.07	25	291.67
Maryland	12	315 - 494 - 14	63.77	3308	6.70	21	275.67
Nebraska	12	265 - 404 - 11	65.59	2737	6.77	12	228.08
UCLA	12	259 - 398 - 11	65.08	2906	7.30	17	242.17
Northwestern	12	210 - 391 - 11	53.71	2231	5.71	7	185.92
Oregon	12	284 - 386 - 6	73.58	3331	8.63	24	277.58
Washington	12	276 - 385 - 7	71.69	3028	7.86	18	252.33
Minnesota	12	253 - 381 - 5	66.40	2652	6.96	18	221.00
Wisconsin	12	208 - 365 - 10	56.99	2360	6.47	14	196.67
Rutgers	12	199 - 363 - 6	54.82	2459	6.77	17	204.92
Michigan St.	12	212 - 353 - 12	60.06	2617	7.41	13	218.08
Ohio St.	12	242 - 344 - 8	70.35	3052	8.87	29	254.33
Illinois	12	200 - 331 - 5	60.42	2572	7.77	21	214.33
Purdue	12	189 - 329 - 9	57.45	2207	6.71	13	183.92
Indiana	12	226 - 327 - 5	69.11	3182	9.73	31	265.17
Penn St.	12	233 - 325 - 6	71.69	2978	9.16	24	248.17
Michigan	12	179 - 293 - 12	61.09	1603	5.47	11	133.58
Iowa	12	149 - 242 - 7	61.57	1580	6.53	9	131.67

PASS YDS/ATT.

Team	G	Comp-Att-Int	Pct.	Yds	Avg/A	TD	Avg/G
Indiana	12	226 - 327 - 5	69.11	3182	9.73	31	265.17
Penn St.	12	233 - 325 - 6	71.69	2978	9.16	24	248.17
Ohio St.	12	242 - 344 - 8	70.35	3052	8.87	29	254.33
Oregon	12	284 - 386 - 6	73.58	3331	8.63	24	277.58
Washington	12	276 - 385 - 7	71.69	3028	7.86	18	252.33
Illinois	12	200 - 331 - 5	60.42	2572	7.77	21	214.33
Michigan St.	12	212 - 353 - 12	60.06	2617	7.41	13	218.08
UCLA	12	259 - 398 - 11	65.08	2906	7.30	17	242.17
Southern California	12	313 - 495 - 12	63.23	3500	7.07	25	291.67
Minnesota	12	253 - 381 - 5	66.40	2652	6.96	18	221.00
Rutgers	12	199 - 363 - 6	54.82	2459	6.77	17	204.92
Nebraska	12	265 - 404 - 11	65.59	2737	6.77	12	228.08
Iowa	12	149 - 242 - 7	61.57	1580	6.53	9	131.67
Maryland	12	315 - 494 - 14	63.77	3308	6.70	21	275.67
Wisconsin	12	208 - 365 - 10	56.99	2360	6.47	14	196.67
Purdue	12	189 - 329 - 9	57.45	2207	6.71	13	183.92
Northwestern	12	210 - 391 - 11	53.71	2231	5.71	7	185.92
Michigan	12	179 - 293 - 12	61.09	1603	5.47	11	133.58

PASS COMPLETIONS

Team	G	Comp-Att-Int	Pct.	Yds	Avg/A	TD	Avg/G
Maryland	12	315 - 494 - 14	63.77	3308	6.70	21	275.67
Southern California	12	313 - 495 - 12	63.23	3500	7.07	25	291.67
Oregon	12	284 - 386 - 6	73.58	3331	8.63	24	277.58
Washington	12	276 - 385 - 7	71.69	3028	7.86	18	252.33
Nebraska	12	265 - 404 - 11	65.59	2737	6.77	12	228.08
UCLA	12	259 - 398 - 11	65.08	2906	7.30	17	242.17
Minnesota	12	253 - 381 - 5	66.40	2652	6.96	18	221.00
Ohio St.	12	242 - 344 - 8	70.35	3052	8.87	29	254.33
Penn St.	12	233 - 325 - 6	71.69	2978	9.16	24	248.17
Indiana	12	226 - 327 - 5	69.11	3182	9.73	31	265.17
Michigan St.	12	212 - 353 - 12	60.06	2617	7.41	13	218.08
Northwestern	12	210 - 391 - 11	53.71	2231	5.71	7	185.92
Wisconsin	12	208 - 365 - 10	56.99	2360	6.47	14	196.67
Illinois	12	200 - 331 - 5	60.42	2572	7.77	21	214.33
Rutgers	12	199 - 363 - 6	54.82	2459	6.77	17	204.92
Purdue	12	189 - 329 - 9	57.45	2207	6.71	13	183.92
Michigan	12	179 - 293 - 12	61.09	1603	5.47	11	133.58
Iowa	12	149 - 242 - 7	61.57	1580	6.53	9	131.67

PASS INTERCEPTIONS

Team	G	Comp-Att-Int	Pct.	Yds	Avg/A	TD	Avg/G
Minnesota	12	253 - 381 - 5	66.40	2652	6.96	18	221.00
Indiana	12	226 - 327 - 5	69.11	3182	9.73	31	265.17
Illinois	12	200 - 331 - 5	60.42	2572	7.77	21	214.33
Rutgers	12	199 - 363 - 6	54.82	2459	6.77	17	204.92
Penn St.	12	233 - 325 - 6	71.69	2978	9.16	24	248.17
Oregon	12	284 - 386 - 6	73.58	3331	8.63	24	277.58
Washington	12	276 - 385 - 7	71.69	3028	7.86	18	252.33
Iowa	12	149 - 242 - 7	61.57	1580	6.53	9	131.67
Ohio St.	12	242 - 344 - 8	70.35	3052	8.87	29	254.33
Purdue	12	189 - 329 - 9	57.45	2207	6.71	13	183.92
Wisconsin	12	208 - 365 - 10	56.99	2360	6.47	14	196.67
UCLA	12	259 - 398 - 11	65.08	2906	7.30	17	242.17
Northwestern	12	210 - 391 - 11	53.71	2231	5.71	7	185.92
Nebraska	12	265 - 404 - 11	65.59	2737	6.77	12	228.08
Southern California	12	313 - 495 - 12	63.23	3500	7.07	25	291.67
Michigan St.	12	212 - 353 - 12	60.06	2617	7.41	13	218.08
Michigan	12	179 - 293 - 12	61.09	1603	5.47	11	133.58
Maryland	12	315 - 494 - 14	63.77	3308	6.70	21	275.67



**2024-25 Big Ten Football
Extended Team Leaders
All games**

PASS YARDS

Team	G	Comp-Att-Int	Pct.	Yds	Avg/A	TD	Avg/G
Southern California	12	313 - 495 - 12	63.23	3500	7.07	25	291.67
Oregon	12	284 - 386 - 6	73.58	3331	8.63	24	277.58
Maryland	12	315 - 494 - 14	63.77	3308	6.70	21	275.67
Indiana	12	226 - 327 - 5	69.11	3182	9.73	31	265.17
Ohio St.	12	242 - 344 - 8	70.35	3052	8.87	29	254.33
Washington	12	276 - 385 - 7	71.69	3028	7.86	18	252.33
Penn St.	12	233 - 325 - 6	71.69	2978	9.16	24	248.17
UCLA	12	259 - 398 - 11	65.08	2906	7.30	17	242.17
Nebraska	12	265 - 404 - 11	65.59	2737	6.77	12	228.08
Minnesota	12	253 - 381 - 5	66.40	2652	6.96	18	221.00
Michigan St.	12	212 - 353 - 12	60.06	2617	7.41	13	218.08
Illinois	12	200 - 331 - 5	60.42	2572	7.77	21	214.33
Rutgers	12	199 - 363 - 6	54.82	2459	6.77	17	204.92
Wisconsin	12	208 - 365 - 10	56.99	2360	6.47	14	196.67
Northwestern	12	210 - 391 - 11	53.71	2231	5.71	7	185.92
Purdue	12	189 - 329 - 9	57.45	2207	6.71	13	183.92
Michigan	12	179 - 293 - 12	61.09	1603	5.47	11	133.58
Iowa	12	149 - 242 - 7	61.57	1580	6.53	9	131.67

PASSING TDS

Team	G	Comp-Att-Int	Pct.	Yds	Avg/A	TD	Avg/G
Indiana	12	226 - 327 - 5	69.11	3182	9.73	31	265.17
Ohio St.	12	242 - 344 - 8	70.35	3052	8.87	29	254.33
Southern California	12	313 - 495 - 12	63.23	3500	7.07	25	291.67
Penn St.	12	233 - 325 - 6	71.69	2978	9.16	24	248.17
Oregon	12	284 - 386 - 6	73.58	3331	8.63	24	277.58
Maryland	12	315 - 494 - 14	63.77	3308	6.70	21	275.67
Illinois	12	200 - 331 - 5	60.42	2572	7.77	21	214.33
Washington	12	276 - 385 - 7	71.69	3028	7.86	18	252.33
Minnesota	12	253 - 381 - 5	66.40	2652	6.96	18	221.00
UCLA	12	259 - 398 - 11	65.08	2906	7.30	17	242.17
Rutgers	12	199 - 363 - 6	54.82	2459	6.77	17	204.92
Wisconsin	12	208 - 365 - 10	56.99	2360	6.47	14	196.67
Purdue	12	189 - 329 - 9	57.45	2207	6.71	13	183.92
Michigan St.	12	212 - 353 - 12	60.06	2617	7.41	13	218.08
Nebraska	12	265 - 404 - 11	65.59	2737	6.77	12	228.08
Michigan	12	179 - 293 - 12	61.09	1603	5.47	11	133.58
Iowa	12	149 - 242 - 7	61.57	1580	6.53	9	131.67
Northwestern	12	210 - 391 - 11	53.71	2231	5.71	7	185.92

FIELD GOALS

Team	G	Made	Att	Pct
Michigan	12	17	18	94.44
Michigan St.	12	19	21	90.48
Indiana	12	9	10	90
Iowa	12	19	22	86.36
Illinois	12	18	22	81.82
UCLA	12	20	25	80
Oregon	12	15	19	78.95
Rutgers	12	13	17	76.47
Ohio St.	12	9	12	75
Minnesota	12	19	26	73.08
Penn St.	12	13	18	72.22
Northwestern	12	17	24	70.83
Southern California	12	14	20	70
Washington	12	18	26	69.23
Maryland	12	11	16	68.75
Nebraska	12	13	19	68.42
Wisconsin	12	12	19	63.16
Purdue	12	9	15	60

PATS KICKS MADE

Team	G	Made	Att	Pct
Indiana	12	69	69	100
Ohio St.	12	57	57	100
Penn St.	12	49	50	98
Oregon	12	47	49	95.92
Southern California	12	45	45	100
Iowa	12	37	37	100
Rutgers	12	36	37	97.3
Minnesota	12	35	36	97.22
Illinois	12	35	36	97.22
Nebraska	12	33	34	97.06
Wisconsin	12	31	31	100
Maryland	12	31	32	96.88
Washington	12	26	27	96.3
Michigan	12	26	27	96.3
Michigan St.	12	23	25	92
UCLA	12	21	21	100
Northwestern	12	21	21	100
Purdue	12	20	20	100



**2024-25 Big Ten Football
Extended Team Leaders
All games**

FIELD GOALS ATTEMPTED

Team	G	Made	Att	Pct
Washington	12	18	26	69.23
Minnesota	12	19	26	73.08
UCLA	12	20	25	80
Northwestern	12	17	24	70.83
Iowa	12	19	22	86.36
Illinois	12	18	22	81.82
Michigan St.	12	19	21	90.48
Southern California	12	14	20	70
Wisconsin	12	12	19	63.16
Oregon	12	15	19	78.95
Nebraska	12	13	19	68.42
Penn St.	12	13	18	72.22
Michigan	12	17	18	94.44
Rutgers	12	13	17	76.47
Maryland	12	11	16	68.75
Purdue	12	9	15	60
Ohio St.	12	9	12	75
Indiana	12	9	10	90

NET YARDS PER PUNT

Team	G	No.	Yards	Avg/P	Ret.	Avg/R	TB	Net/P
Southern California	12	41	1977	48.22	90	6.92	1	45.54
Wisconsin	12	55	2491	45.29	89	4.68	3	42.58
Purdue	12	65	2871	44.17	137	6.85	3	41.14
Oregon	12	34	1574	46.29	56	14.00	6	41.12
Maryland	12	53	2343	44.21	109	6.41	3	41.02
Indiana	12	30	1326	44.20	112	12.44	0	40.47
Michigan St.	12	45	2094	46.53	209	9.50	4	40.11
Iowa	12	60	2654	44.23	152	19.00	5	40.03
Ohio St.	12	34	1419	41.74	45	5.63	1	39.82
UCLA	12	43	1832	42.60	81	6.23	3	39.33
Minnesota	12	51	2163	42.41	138	8.63	1	39.31
Penn St.	12	37	1518	41.03	37	6.17	2	38.95
Rutgers	12	46	1950	42.39	92	15.33	4	38.65
Illinois	12	42	1726	41.10	87	9.67	3	37.60
Michigan	12	49	2088	42.61	201	16.75	3	37.29
Northwestern	12	58	2459	42.40	261	10.44	3	36.86
Nebraska	12	49	2046	41.76	217	12.06	3	36.10
Washington	12	37	1585	42.84	269	14.94	2	34.49

FIELD GOALS MADE

Team	G	Made	Att	Pct
UCLA	12	20	25	80
Minnesota	12	19	26	73.08
Michigan St.	12	19	21	90.48
Iowa	12	19	22	86.36
Washington	12	18	26	69.23
Illinois	12	18	22	81.82
Northwestern	12	17	24	70.83
Michigan	12	17	18	94.44
Oregon	12	15	19	78.95
Southern California	12	14	20	70
Rutgers	12	13	17	76.47
Penn St.	12	13	18	72.22
Nebraska	12	13	19	68.42
Wisconsin	12	12	19	63.16
Maryland	12	11	16	68.75
Purdue	12	9	15	60
Ohio St.	12	9	12	75
Indiana	12	9	10	90

AVG YARDS PER PUNT

Team	G	No.	Yards	Avg/P	Ret.	Avg/R	TB	Net/P
Purdue	12	65	2871	44.17	137	6.85	3	41.14
Iowa	12	60	2654	44.23	152	19.00	5	40.03
Northwestern	12	58	2459	42.40	261	10.44	3	36.86
Wisconsin	12	55	2491	45.29	89	4.68	3	42.58
Maryland	12	53	2343	44.21	109	6.41	3	41.02
Minnesota	12	51	2163	42.41	138	8.63	1	39.31
Nebraska	12	49	2046	41.76	217	12.06	3	36.10
Michigan	12	49	2088	42.61	201	16.75	3	37.29
Rutgers	12	46	1950	42.39	92	15.33	4	38.65
Michigan St.	12	45	2094	46.53	209	9.50	4	40.11
UCLA	12	43	1832	42.60	81	6.23	3	39.33
Illinois	12	42	1726	41.10	87	9.67	3	37.60
Southern California	12	41	1977	48.22	90	6.92	1	45.54
Washington	12	37	1585	42.84	269	14.94	2	34.49
Penn St.	12	37	1518	41.03	37	6.17	2	38.95
Oregon	12	34	1574	46.29	56	14.00	6	41.12
Ohio St.	12	34	1419	41.74	45	5.63	1	39.82
Indiana	12	30	1326	44.20	112	12.44	0	40.47



**2024-25 Big Ten Football
Extended Team Leaders
All games**

PAT KICKING

Team	G	Made	Att	Pct
Wisconsin	12	31	31	100
UCLA	12	21	21	100
Southern California	12	45	45	100
Purdue	12	20	20	100
Ohio St.	12	57	57	100
Northwestern	12	21	21	100
Iowa	12	37	37	100
Indiana	12	69	69	100
Penn St.	12	49	50	98
Rutgers	12	36	37	97.3
Minnesota	12	35	36	97.22
Illinois	12	35	36	97.22
Nebraska	12	33	34	97.06
Maryland	12	31	32	96.88
Washington	12	26	27	96.3
Michigan	12	26	27	96.3
Oregon	12	47	49	95.92
Michigan St.	12	23	25	92

NUMBER OF PUNTS

Team	G	No.	Yards	Avg/P	Ret.	Avg/R	TB	Net/P
Purdue	12	65	2871	44.17	137	6.85	3	41.14
Iowa	12	60	2654	44.23	152	19.00	5	40.03
Northwestern	12	58	2459	42.40	261	10.44	3	36.86
Wisconsin	12	55	2491	45.29	89	4.68	3	42.58
Maryland	12	53	2343	44.21	109	6.41	3	41.02
Minnesota	12	51	2163	42.41	138	8.63	1	39.31
Nebraska	12	49	2046	41.76	217	12.06	3	36.10
Michigan	12	49	2088	42.61	201	16.75	3	37.29
Rutgers	12	46	1950	42.39	92	15.33	4	38.65
Michigan St.	12	45	2094	46.53	209	9.50	4	40.11
UCLA	12	43	1832	42.60	81	6.23	3	39.33
Illinois	12	42	1726	41.10	87	9.67	3	37.60
Southern California	12	41	1977	48.22	90	6.92	1	45.54
Washington	12	37	1585	42.84	269	14.94	2	34.49
Penn St.	12	37	1518	41.03	37	6.17	2	38.95
Oregon	12	34	1574	46.29	56	14.00	6	41.12
Ohio St.	12	34	1419	41.74	45	5.63	1	39.82
Indiana	12	30	1326	44.20	112	12.44	0	40.47

PAT KICK ATTEMPTS

Team	G	Made	Att	Pct
Indiana	12	69	69	100
Ohio St.	12	57	57	100
Penn St.	12	49	50	98
Oregon	12	47	49	95.92
Southern California	12	45	45	100
Rutgers	12	36	37	97.3
Iowa	12	37	37	100
Minnesota	12	35	36	97.22
Illinois	12	35	36	97.22
Nebraska	12	33	34	97.06
Maryland	12	31	32	96.88
Wisconsin	12	31	31	100
Washington	12	26	27	96.3
Michigan	12	26	27	96.3
Michigan St.	12	23	25	92
UCLA	12	21	21	100
Northwestern	12	21	21	100
Purdue	12	20	20	100

YARDS PUNTED

Team	G	No.	Yards	Avg/P	Ret.	Avg/R	TB	Net/P
Purdue	12	65	2871	44.17	137	6.85	3	41.14
Iowa	12	60	2654	44.23	152	19.00	5	40.03
Wisconsin	12	55	2491	45.29	89	4.68	3	42.58
Northwestern	12	58	2459	42.40	261	10.44	3	36.86
Maryland	12	53	2343	44.21	109	6.41	3	41.02
Minnesota	12	51	2163	42.41	138	8.63	1	39.31
Michigan St.	12	45	2094	46.53	209	9.50	4	40.11
Michigan	12	49	2088	42.61	201	16.75	3	37.29
Nebraska	12	49	2046	41.76	217	12.06	3	36.10
Southern California	12	41	1977	48.22	90	6.92	1	45.54
Rutgers	12	46	1950	42.39	92	15.33	4	38.65
UCLA	12	43	1832	42.60	81	6.23	3	39.33
Illinois	12	42	1726	41.10	87	9.67	3	37.60
Washington	12	37	1585	42.84	269	14.94	2	34.49
Oregon	12	34	1574	46.29	56	14.00	6	41.12
Penn St.	12	37	1518	41.03	37	6.17	2	38.95
Ohio St.	12	34	1419	41.74	45	5.63	1	39.82
Indiana	12	30	1326	44.20	112	12.44	0	40.47



**2024-25 Big Ten Football
Extended Team Leaders
All games**

PUNT RETURN AVG

Team	G	No	Yards	TD	Long	Avg.
Northwestern	12	16	243	1	72	15.19
Illinois	12	25	342	0	59	13.68
Iowa	12	26	311	1	85	11.96
Indiana	12	28	325	0	65	11.61
UCLA	12	5	56	0	18	11.2
Rutgers	12	9	98	0	20	10.89
Ohio St.	12	20	211	1	79	10.55
Michigan	12	15	158	0	22	10.53
Oregon	12	19	195	1	85	10.26
Maryland	12	12	107	0	27	8.92
Minnesota	12	21	181	0	60	8.62
Michigan St.	12	6	50	0	24	8.33
Washington	12	11	80	0	25	7.27
Purdue	12	16	103	0	20	6.44
Wisconsin	12	16	97	0	15	6.06
Penn St.	12	21	124	0	23	5.9
Southern California	12	13	74	0	20	5.69
Nebraska	12	15	73	0	13	4.87

KICK RETURNS

Team	G	No.	Yards	TD	Long	Avg.
Wisconsin	12	26	636	0	74	24.46
Northwestern	12	26	583	0	96	22.42
Southern California	12	25	574	0	80	22.96
Iowa	12	25	622	0	39	24.88
Washington	12	24	538	0	50	22.42
Michigan	12	22	461	0	63	20.95
Nebraska	12	21	387	0	45	18.43
Minnesota	12	20	385	0	32	19.25
Maryland	12	17	234	0	33	13.76
UCLA	12	15	280	0	34	18.67
Purdue	12	15	300	0	40	20.00
Penn St.	12	15	332	0	66	22.13
Illinois	12	13	256	0	27	19.69
Ohio St.	12	12	144	0	23	12.00
Oregon	12	11	307	1	100	27.91
Michigan St.	12	10	168	0	33	16.80
Indiana	12	5	109	0	32	21.80
Rutgers	12	4	39	0	20	9.75

PUNT RETURNS

Team	G	No	Yards	TD	Long	Avg.
Indiana	12	28	325	0	65	11.61
Iowa	12	26	311	1	85	11.96
Illinois	12	25	342	0	59	13.68
Penn St.	12	21	124	0	23	5.9
Minnesota	12	21	181	0	60	8.62
Ohio St.	12	20	211	1	79	10.55
Oregon	12	19	195	1	85	10.26
Wisconsin	12	16	97	0	15	6.06
Purdue	12	16	103	0	20	6.44
Northwestern	12	16	243	1	72	15.19
Nebraska	12	15	73	0	13	4.87
Michigan	12	15	158	0	22	10.53
Southern California	12	13	74	0	20	5.69
Maryland	12	12	107	0	27	8.92
Washington	12	11	80	0	25	7.27
Rutgers	12	9	98	0	20	10.89
Michigan St.	12	6	50	0	24	8.33
UCLA	12	5	56	0	18	11.2

KICK RETURN YARDS

Team	G	No.	Yards	TD	Long	Avg.
Wisconsin	12	26	636	0	74	24.46
Iowa	12	25	622	0	39	24.88
Northwestern	12	26	583	0	96	22.42
Southern California	12	25	574	0	80	22.96
Washington	12	24	538	0	50	22.42
Michigan	12	22	461	0	63	20.95
Nebraska	12	21	387	0	45	18.43
Minnesota	12	20	385	0	32	19.25
Penn St.	12	15	332	0	66	22.13
Oregon	12	11	307	1	100	27.91
Purdue	12	15	300	0	40	20.00
UCLA	12	15	280	0	34	18.67
Illinois	12	13	256	0	27	19.69
Maryland	12	17	234	0	33	13.76
Michigan St.	12	10	168	0	33	16.80
Ohio St.	12	12	144	0	23	12.00
Indiana	12	5	109	0	32	21.80
Rutgers	12	4	39	0	20	9.75



2024-25 Big Ten Football
Extended Team Leaders
All games

PUNT RETURN YARDS

Team	G	No	Yards	TD	Long	Avg.
Illinois	12	25	342	0	59	13.68
Indiana	12	28	325	0	65	11.61
Iowa	12	26	311	1	85	11.96
Northwestern	12	16	243	1	72	15.19
Ohio St.	12	20	211	1	79	10.55
Oregon	12	19	195	1	85	10.26
Minnesota	12	21	181	0	60	8.62
Michigan	12	15	158	0	22	10.53
Penn St.	12	21	124	0	23	5.9
Maryland	12	12	107	0	27	8.92
Purdue	12	16	103	0	20	6.44
Rutgers	12	9	98	0	20	10.89
Wisconsin	12	16	97	0	15	6.06
Washington	12	11	80	0	25	7.27
Southern California	12	13	74	0	20	5.69
Nebraska	12	15	73	0	13	4.87
UCLA	12	5	56	0	18	11.2
Michigan St.	12	6	50	0	24	8.33

KICK RETURN TDS

Team	G	No.	Yards	TD	Long	Avg.
Oregon	12	11	307	1	100	27.91
Wisconsin	12	26	636	0	74	24.46
Washington	12	24	538	0	50	22.42
UCLA	12	15	280	0	34	18.67
Southern California	12	25	574	0	80	22.96
Rutgers	12	4	39	0	20	9.75
Purdue	12	15	300	0	40	20.00
Penn St.	12	15	332	0	66	22.13
Ohio St.	12	12	144	0	23	12.00
Northwestern	12	26	583	0	96	22.42
Nebraska	12	21	387	0	45	18.43
Minnesota	12	20	385	0	32	19.25
Michigan St.	12	10	168	0	33	16.80
Michigan	12	22	461	0	63	20.95
Maryland	12	17	234	0	33	13.76
Iowa	12	25	622	0	39	24.88
Indiana	12	5	109	0	32	21.80
Illinois	12	13	256	0	27	19.69

PUNT RETURN TDS

Team	G	No	Yards	TD	Long	Avg.
Oregon	12	19	195	1	85	10.26
Ohio St.	12	20	211	1	79	10.55
Northwestern	12	16	243	1	72	15.19
Iowa	12	26	311	1	85	11.96
Wisconsin	12	16	97	0	15	6.06
Washington	12	11	80	0	25	7.27
UCLA	12	5	56	0	18	11.2
Southern California	12	13	74	0	20	5.69
Rutgers	12	9	98	0	20	10.89
Purdue	12	16	103	0	20	6.44
Penn St.	12	21	124	0	23	5.9
Nebraska	12	15	73	0	13	4.87
Minnesota	12	21	181	0	60	8.62
Michigan St.	12	6	50	0	24	8.33
Michigan	12	15	158	0	22	10.53
Maryland	12	12	107	0	27	8.92
Indiana	12	28	325	0	65	11.61
Illinois	12	25	342	0	59	13.68



2024-25 Big Ten Football
Extended Team Leaders
All games

KICKOFF RETURNS

Team	G	No	Yards	TD	Long	Avg.
Michigan	12	59	2437	0	63	41.31
Iowa	12	69	2813	0	39	40.77
UCLA	12	53	2144	0	34	40.45
Penn St.	12	75	3032	0	66	40.43
Ohio St.	12	78	3143	0	23	40.29
Illinois	12	67	2685	0	27	40.07
Wisconsin	12	56	2243	0	74	40.05
Minnesota	12	66	2643	0	32	40.05
Indiana	12	90	3573	0	32	39.7
Nebraska	12	59	2336	0	45	39.59
Northwestern	12	52	2058	0	96	39.58
Michigan St.	12	54	2122	0	33	39.3
Southern California	12	70	2748	0	80	39.26
Oregon	12	80	3138	1	100	39.23
Purdue	12	41	1608	0	40	39.22
Maryland	12	58	2271	0	33	39.16
Rutgers	12	64	2500	0	20	39.06
Washington	12	62	2291	0	50	36.95



2024-25 Big Ten Football
Extended Team Leaders
All games

INTERCEPTION RETURN AVG

Team	G	No.	Yards	TD	Long	Avg.
Michigan St.	12	9	214	1	100	23.78
UCLA	12	10	177	2	96	17.70
Nebraska	12	11	191	3	45	17.36
Northwestern	12	10	168	2	85	16.80
Washington	12	8	131	0	35	16.38
Ohio St.	12	9	141	1	45	15.67
Indiana	12	14	215	2	78	15.36
Penn St.	12	12	184	2	54	15.33
Southern California	12	10	152	1	55	15.20
Maryland	12	9	133	0	51	14.78
Rutgers	12	7	99	1	52	14.14
Michigan	12	11	146	2	86	13.27
Minnesota	12	16	207	2	70	12.94
Illinois	12	12	134	1	30	11.17
Iowa	12	16	140	1	32	8.75
Wisconsin	12	4	18	0	10	4.50
Oregon	12	10	14	0	12	1.40
Purdue	12	4	0	0	0	0.00

FUMBLE RETURNS

Team	G	No.	Yards	TD	Long	Avg.
Wisconsin	12	8	7	0	7	0.88
Washington	12	6	2	0	2	0.33
UCLA	12	3	12	0	12	4.00
Southern California	12	6	0	0	0	0.00
Rutgers	12	5	3	0	3	0.60
Purdue	12	1	16	1	16	16.00
Penn St.	12	5	10	0	9	2.00
Oregon	12	6	0	1	0	0.00
Ohio St.	12	8	63	2	27	7.88
Northwestern	12	6	2	1	2	0.33
Nebraska	12	5	0	0	0	0.00
Minnesota	12	4	0	0	0	0.00
Michigan St.	12	2	0	0	0	0.00
Michigan	12	4	21	0	18	5.25
Maryland	12	8	0	0	0	0.00
Iowa	12	8	0	0	0	0.00
Indiana	12	9	8	0	8	0.89
Illinois	12	7	4	0	3	0.57

INTERCEPTION RETURNS

Team	G	No.	Yards	TD	Long	Avg.
Minnesota	12	16	207	2	70	12.94
Iowa	12	16	140	1	32	8.75
Indiana	12	14	215	2	78	15.36
Penn St.	12	12	184	2	54	15.33
Illinois	12	12	134	1	30	11.17
Nebraska	12	11	191	3	45	17.36
Michigan	12	11	146	2	86	13.27
UCLA	12	10	177	2	96	17.70
Southern California	12	10	152	1	55	15.20
Oregon	12	10	14	0	12	1.40
Northwestern	12	10	168	2	85	16.80
Ohio St.	12	9	141	1	45	15.67
Michigan St.	12	9	214	1	100	23.78
Maryland	12	9	133	0	51	14.78
Washington	12	8	131	0	35	16.38
Rutgers	12	7	99	1	52	14.14
Wisconsin	12	4	18	0	10	4.50
Purdue	12	4	0	0	0	0.00

FUMBLE RETURN YARDS

Team	G	No.	Yards	TD	Long	Avg.
Ohio St.	12	8	63	2	27	7.88
Michigan	12	4	21	0	18	5.25
Purdue	12	1	16	1	16	16.00
UCLA	12	3	12	0	12	4.00
Penn St.	12	5	10	0	9	2.00
Indiana	12	9	8	0	8	0.89
Wisconsin	12	8	7	0	7	0.88
Illinois	12	7	4	0	3	0.57
Rutgers	12	5	3	0	3	0.60
Washington	12	6	2	0	2	0.33
Northwestern	12	6	2	1	2	0.33
Southern California	12	6	0	0	0	0.00
Oregon	12	6	0	1	0	0.00
Nebraska	12	5	0	0	0	0.00
Minnesota	12	4	0	0	0	0.00
Michigan St.	12	2	0	0	0	0.00
Maryland	12	8	0	0	0	0.00
Iowa	12	8	0	0	0	0.00



2024-25 Big Ten Football
Extended Team Leaders
All games

INTERCEPTION RET YARDS

Team	G	No.	Yards	TD	Long	Avg.
Indiana	12	14	215	2	78	15.36
Michigan St.	12	9	214	1	100	23.78
Minnesota	12	16	207	2	70	12.94
Nebraska	12	11	191	3	45	17.36
Penn St.	12	12	184	2	54	15.33
UCLA	12	10	177	2	96	17.70
Northwestern	12	10	168	2	85	16.80
Southern California	12	10	152	1	55	15.20
Michigan	12	11	146	2	86	13.27
Ohio St.	12	9	141	1	45	15.67
Iowa	12	16	140	1	32	8.75
Illinois	12	12	134	1	30	11.17
Maryland	12	9	133	0	51	14.78
Washington	12	8	131	0	35	16.38
Rutgers	12	7	99	1	52	14.14
Wisconsin	12	4	18	0	10	4.50
Oregon	12	10	14	0	12	1.40
Purdue	12	4	0	0	0	0.00

FUMBLE RETURN TDS

Team	G	No.	Yards	TD	Long	Avg.
Ohio St.	12	8	63	2	27	7.88
Purdue	12	1	16	1	16	16.00
Oregon	12	6	0	1	0	0.00
Northwestern	12	6	2	1	2	0.33
Wisconsin	12	8	7	0	7	0.88
Washington	12	6	2	0	2	0.33
UCLA	12	3	12	0	12	4.00
Southern California	12	6	0	0	0	0.00
Rutgers	12	5	3	0	3	0.60
Penn St.	12	5	10	0	9	2.00
Nebraska	12	5	0	0	0	0.00
Minnesota	12	4	0	0	0	0.00
Michigan St.	12	2	0	0	0	0.00
Michigan	12	4	21	0	18	5.25
Maryland	12	8	0	0	0	0.00
Iowa	12	8	0	0	0	0.00
Indiana	12	9	8	0	8	0.89
Illinois	12	7	4	0	3	0.57

INTERCEPTION RETURN TDS

Team	G	No.	Yards	TD	Long	Avg.
Nebraska	12	11	191	3	45	17.36
UCLA	12	10	177	2	96	17.70
Penn St.	12	12	184	2	54	15.33
Northwestern	12	10	168	2	85	16.80
Minnesota	12	16	207	2	70	12.94
Michigan	12	11	146	2	86	13.27
Indiana	12	14	215	2	78	15.36
Southern California	12	10	152	1	55	15.20
Rutgers	12	7	99	1	52	14.14
Ohio St.	12	9	141	1	45	15.67
Michigan St.	12	9	214	1	100	23.78
Iowa	12	16	140	1	32	8.75
Illinois	12	12	134	1	30	11.17
Wisconsin	12	4	18	0	10	4.50
Washington	12	8	131	0	35	16.38
Purdue	12	4	0	0	0	0.00
Oregon	12	10	14	0	12	1.40
Maryland	12	9	133	0	51	14.78

FUMBLE RECOVERED

Team	G	No.	Yards	TD	Long	Avg.
Indiana	12	9	8	0	8	0.89
Wisconsin	12	8	7	0	7	0.88
Ohio St.	12	8	63	2	27	7.88
Maryland	12	8	0	0	0	0.00
Iowa	12	8	0	0	0	0.00
Illinois	12	7	4	0	3	0.57
Washington	12	6	2	0	2	0.33
Southern California	12	6	0	0	0	0.00
Oregon	12	6	0	1	0	0.00
Northwestern	12	6	2	1	2	0.33
Rutgers	12	5	3	0	3	0.60
Penn St.	12	5	10	0	9	2.00
Nebraska	12	5	0	0	0	0.00
Minnesota	12	4	0	0	0	0.00
Michigan	12	4	21	0	18	5.25
UCLA	12	3	12	0	12	4.00
Michigan St.	12	2	0	0	0	0.00
Purdue	12	1	16	1	16	16.00



2024-25 Big Ten Football
Extended Team Leaders
All games

FUMBLE RETURN AVG

Team	G	No.	Yards	TD	Long	Avg.
Purdue	12	1	16	1	16	16.00
Ohio St.	12	8	63	2	27	7.88
Michigan	12	4	21	0	18	5.25
UCLA	12	3	12	0	12	4.00
Penn St.	12	5	10	0	9	2.00
Indiana	12	9	8	0	8	0.89
Wisconsin	12	8	7	0	7	0.88
Rutgers	12	5	3	0	3	0.60
Illinois	12	7	4	0	3	0.57
Washington	12	6	2	0	2	0.33
Northwestern	12	6	2	1	2	0.33
Southern California	12	6	0	0	0	0.00
Oregon	12	6	0	1	0	0.00
Nebraska	12	5	0	0	0	0.00
Minnesota	12	4	0	0	0	0.00
Michigan St.	12	2	0	0	0	0.00
Maryland	12	8	0	0	0	0.00
Iowa	12	8	0	0	0	0.00

TURNOVER MARGIN

Team	Lost				Gained			Margin	Per/G
	G	Fum	Int	Tot	Fum	Int	Tot		
Indiana	12	3	5	8	9	14	23	15	1.25
Iowa	12	4	7	11	8	16	24	13	1.08
Minnesota	12	5	5	10	4	16	20	10	0.83
Penn St.	12	4	6	10	5	12	17	7	0.58
Illinois	12	7	5	12	7	12	19	7	0.58
Oregon	12	5	6	11	6	10	16	5	0.42
Rutgers	12	2	6	8	5	7	12	4	0.33
Ohio St.	12	5	8	13	8	9	17	4	0.33
Washington	12	4	7	11	6	8	14	3	0.25
Nebraska	12	6	11	17	5	11	16	-1	-0.08
Southern California	12	6	12	18	6	10	16	-2	-0.17
Northwestern	12	7	11	18	6	10	16	-2	-0.17
Maryland	12	6	14	20	8	9	17	-3	-0.25
UCLA	12	6	11	17	3	10	13	-4	-0.33
Michigan	12	7	12	19	4	11	15	-4	-0.33
Wisconsin	12	8	10	18	8	4	12	-6	-0.50
Michigan St.	12	7	12	19	2	9	11	-8	-0.67
Purdue	12	10	9	19	1	4	5	-14	-1.17

FIRST DOWNS

Team	G	Rush	Pass	Pen	Total	Avg/G
Indiana	12	124	145	20	289	24.08
Oregon	12	113	152	19	284	23.67
Penn St.	12	122	144	14	280	23.33
Southern California	12	91	170	17	278	23.17
Rutgers	12	121	120	32	273	22.75
Nebraska	12	104	123	35	262	21.83
Maryland	12	75	157	26	258	21.5
Washington	12	97	137	14	248	20.67
Ohio St.	12	104	135	9	248	20.67
Illinois	12	99	119	25	243	20.25
Minnesota	12	83	132	27	242	20.17
Michigan St.	12	99	110	17	226	18.83
Wisconsin	12	104	98	23	225	18.75
UCLA	12	62	136	18	216	18
Iowa	12	109	75	15	199	16.58
Michigan	12	104	81	12	197	16.42
Northwestern	12	76	100	16	192	16
Purdue	12	65	99	11	175	14.58

3RD-DOWN CONVERSIONS

Team	G	Conv.	Att.	Pct.
Oregon	12	73	147	49.66
Indiana	12	64	132	48.48
Penn St.	12	68	144	47.22
Minnesota	12	73	158	46.2
Illinois	12	64	143	44.76
Southern California	12	68	152	44.74
Nebraska	12	72	166	43.37
Michigan	12	69	160	43.13
Rutgers	12	72	167	43.11
UCLA	12	67	157	42.68
Ohio St.	12	61	143	42.66
Iowa	12	63	154	40.91
Maryland	12	72	179	40.22
Michigan St.	12	59	154	38.31
Washington	12	51	140	36.43
Wisconsin	12	57	158	36.08
Northwestern	12	55	167	32.93
Purdue	12	46	146	31.51



**2024-25 Big Ten Football
Extended Team Leaders
All games**

1ST DOWNS RUSHING

Team	G	Rush	Pass	Pen	Total	Avg/G
Indiana	12	124	145	20	289	24.08
Penn St.	12	122	144	14	280	23.33
Rutgers	12	121	120	32	273	22.75
Oregon	12	113	152	19	284	23.67
Iowa	12	109	75	15	199	16.58
Wisconsin	12	104	98	23	225	18.75
Ohio St.	12	104	135	9	248	20.67
Nebraska	12	104	123	35	262	21.83
Michigan	12	104	81	12	197	16.42
Michigan St.	12	99	110	17	226	18.83
Illinois	12	99	119	25	243	20.25
Washington	12	97	137	14	248	20.67
Southern California	12	91	170	17	278	23.17
Minnesota	12	83	132	27	242	20.17
Northwestern	12	76	100	16	192	16
Maryland	12	75	157	26	258	21.5
Purdue	12	65	99	11	175	14.58
UCLA	12	62	136	18	216	18

OPT 3RD-DN CONVERT

Team	G	Conv.	Att.	Pct.
Indiana	12	48	155	30.97
Oregon	12	50	157	31.85
Southern California	12	49	152	32.24
Penn St.	12	53	158	33.54
Ohio St.	12	56	166	33.73
Nebraska	12	50	147	34.01
Iowa	12	58	161	36.02
Wisconsin	12	62	158	39.24
Minnesota	12	64	161	39.75
Maryland	12	67	167	40.12
Northwestern	12	63	156	40.38
Rutgers	12	66	158	41.77
Michigan	12	73	173	42.2
Illinois	12	71	162	43.83
Washington	12	72	164	43.9
Michigan St.	12	70	158	44.3
Purdue	12	71	147	48.3
UCLA	12	75	155	48.39

1ST DOWNS PASSING

Team	G	Rush	Pass	Pen	Total	Avg/G
Southern California	12	91	170	17	278	23.17
Maryland	12	75	157	26	258	21.5
Oregon	12	113	152	19	284	23.67
Indiana	12	124	145	20	289	24.08
Penn St.	12	122	144	14	280	23.33
Washington	12	97	137	14	248	20.67
UCLA	12	62	136	18	216	18
Ohio St.	12	104	135	9	248	20.67
Minnesota	12	83	132	27	242	20.17
Nebraska	12	104	123	35	262	21.83
Rutgers	12	121	120	32	273	22.75
Illinois	12	99	119	25	243	20.25
Michigan St.	12	99	110	17	226	18.83
Northwestern	12	76	100	16	192	16
Purdue	12	65	99	11	175	14.58
Wisconsin	12	104	98	23	225	18.75
Michigan	12	104	81	12	197	16.42
Iowa	12	109	75	15	199	16.58

4TH-DOWN CONVERSIONS

Team	G	Conv.	Att.	Pct.
Minnesota	12	8	9	88.89
Penn St.	12	14	19	73.68
Michigan	12	12	17	70.59
Ohio St.	12	18	26	69.23
Wisconsin	12	12	20	60
Oregon	12	9	15	60
Indiana	12	12	21	57.14
Michigan St.	12	12	23	52.17
UCLA	12	8	16	50
Northwestern	12	9	18	50
Illinois	12	8	16	50
Rutgers	12	13	27	48.15
Southern California	12	8	17	47.06
Washington	12	11	24	45.83
Maryland	12	14	31	45.16
Iowa	12	3	7	42.86
Nebraska	12	6	19	31.58
Purdue	12	5	18	27.78



**2024-25 Big Ten Football
Extended Team Leaders
All games**

1ST DOWNS BY PENALTY

Team	G	Rush	Pass	Pen	Total	Avg/G
Nebraska	12	104	123	35	262	21.83
Rutgers	12	121	120	32	273	22.75
Minnesota	12	83	132	27	242	20.17
Maryland	12	75	157	26	258	21.5
Illinois	12	99	119	25	243	20.25
Wisconsin	12	104	98	23	225	18.75
Indiana	12	124	145	20	289	24.08
Oregon	12	113	152	19	284	23.67
UCLA	12	62	136	18	216	18
Southern California	12	91	170	17	278	23.17
Michigan St.	12	99	110	17	226	18.83
Northwestern	12	76	100	16	192	16
Iowa	12	109	75	15	199	16.58
Washington	12	97	137	14	248	20.67
Penn St.	12	122	144	14	280	23.33
Michigan	12	104	81	12	197	16.42
Purdue	12	65	99	11	175	14.58
Ohio St.	12	104	135	9	248	20.67

OPP 4TH-DN CONVERT

Team	G	Conv.	Att.	Pct.
Indiana	12	10	32	31.25
Ohio St.	12	8	21	38.1
UCLA	12	5	13	38.46
Oregon	12	9	22	40.91
Northwestern	12	9	20	45
Michigan	12	5	11	45.45
Illinois	12	10	22	45.45
Minnesota	12	7	15	46.67
Nebraska	12	11	23	47.83
Rutgers	12	12	25	48
Wisconsin	12	8	15	53.33
Iowa	12	7	13	53.85
Southern California	12	19	34	55.88
Washington	12	12	21	57.14
Penn St.	12	12	21	57.14
Michigan St.	12	14	21	66.67
Maryland	12	12	18	66.67
Purdue	12	12	16	75

OPPONENT 1ST DOWNS

Team	G	Rush	Pass	Pen	Total	Avg/G
Ohio St.	12	71	79	20	170	14.17
Indiana	12	60	93	19	172	14.33
Penn St.	12	80	95	15	190	15.83
Oregon	12	76	97	20	193	16.08
Nebraska	12	66	107	21	194	16.17
Minnesota	12	73	106	20	199	16.58
Iowa	12	86	109	12	207	17.25
Michigan	12	74	119	18	211	17.58
Wisconsin	12	106	100	13	219	18.25
Michigan St.	12	77	121	26	224	18.67
Northwestern	12	89	130	10	229	19.08
Rutgers	12	95	118	20	233	19.42
Southern California	12	87	132	19	238	19.83
Washington	12	116	96	29	241	20.08
UCLA	12	70	138	34	242	20.17
Maryland	12	98	126	28	252	21
Illinois	12	108	130	17	255	21.25
Purdue	12	132	136	20	288	24



2024-25 Big Ten Football
Extended Team Leaders
All games

SACKS BY

Team	G	No.	Yards	Avg/G
Oregon	12	39	210	3.25
Ohio St.	12	35	231	2.92
Indiana	12	34	257	2.83
Penn St.	12	32	217	2.67
Michigan	12	31	207	2.58
Illinois	12	29	210	2.42
Nebraska	12	27	169	2.25
Iowa	12	27	162	2.25
Northwestern	12	23	147	1.92
Minnesota	12	23	167	1.92
UCLA	12	22	133	1.83
Purdue	12	22	141	1.83
Washington	12	20	147	1.67
Southern California	12	20	107	1.67
Rutgers	12	20	134	1.67
Michigan St.	12	19	116	1.58
Wisconsin	12	17	129	1.42
Maryland	12	14	94	1.17

KICKOFF COVERAGE

Team	G	No	Yards	Avg.	Ret.	TB	NetAvg
Michigan	12	59	3785	64.15	173	37	40.66
Iowa	12	69	4401	63.78	396	40	39.77
UCLA	12	53	3322	62.68	306	25	44.28
Penn St.	12	75	4755	63.4	374	45	43.04
Ohio St.	12	78	4963	63.63	152	54	43.13
Illinois	12	67	4138	61.76	208	36	41.9
Wisconsin	12	56	3595	64.2	262	38	34
Minnesota	12	66	4219	63.92	150	52	37.86
Indiana	12	90	5332	59.24	739	24	49.81
Nebraska	12	59	3689	62.53	536	28	43.51
Northwestern	12	52	3260	62.69	505	25	38.79
Michigan St.	12	54	3366	62.33	269	31	42.93
Southern California	12	70	4508	64.4	328	51	37.99
Oregon	12	80	5043	63.04	329	53	40.89
Purdue	12	41	2561	62.46	217	25	39.05
Maryland	12	58	3649	62.91	467	32	44.48
Rutgers	12	64	3786	59.16	385	28	47.06
Washington	12	62	3611	58.24	764	18	42.31

SACKS AGAINST

Team	G	No.	Yards	Avg/G
Penn St.	12	11	80	0.92
Oregon	12	12	104	1
Wisconsin	12	13	82	1.08
Ohio St.	12	13	85	1.08
Southern California	12	14	92	1.17
Michigan	12	15	94	1.25
Iowa	12	15	97	1.25
Rutgers	12	17	108	1.42
Indiana	12	18	141	1.5
Northwestern	12	24	173	2
Minnesota	12	25	165	2.08
Maryland	12	26	200	2.17
Nebraska	12	27	184	2.25
Illinois	12	31	194	2.58
Purdue	12	32	227	2.67
Washington	12	34	217	2.83
UCLA	12	34	234	2.83
Michigan St.	12	36	237	3

RED ZONE OFFENSE

Team	G	Scores	Pct.	TDs	(R-P)	FGs	TurnO
Indiana	12	62 - 66	93.94	54	33 - 21	8 - 9	1
Iowa	12	34 - 38	89.47	24	18 - 6	10 - 10	2
Illinois	12	41 - 46	89.13	28	15 - 13	13 - 14	4
Minnesota	12	39 - 44	88.64	29	14 - 15	10 - 13	1
Southern California	12	45 - 51	88.24	35	17 - 18	10 - 12	4
Ohio St.	12	43 - 49	87.76	38	20 - 18	5 - 7	4
Oregon	12	49 - 56	87.50	40	23 - 17	9 - 9	6
Penn St.	12	47 - 54	87.04	38	21 - 17	9 - 9	5
Maryland	12	35 - 42	83.33	27	13 - 14	8 - 8	6
Michigan	12	29 - 35	82.86	21	13 - 8	8 - 9	4
Rutgers	12	47 - 57	82.46	37	23 - 14	10 - 12	7
Washington	12	37 - 45	82.22	24	13 - 11	13 - 17	4
UCLA	12	30 - 37	81.08	14	3 - 11	16 - 16	6
Wisconsin	12	32 - 41	78.05	24	17 - 7	8 - 12	3
Purdue	12	26 - 34	76.47	18	8 - 10	8 - 13	3
Michigan St.	12	28 - 37	75.68	18	8 - 10	10 - 11	9
Nebraska	12	37 - 49	75.51	26	18 - 8	11 - 15	7
Northwestern	12	26 - 38	68.42	15	10 - 5	11 - 14	9



**2024-25 Big Ten Football
Extended Team Leaders
All games**

PENALTIES

Team	G	No.	Yards	Avg/G
Iowa	12	36	342	28.5
Rutgers	12	51	439	36.58
Wisconsin	12	63	450	37.5
Northwestern	12	57	459	38.25
Minnesota	12	58	463	38.58
Michigan	12	49	479	39.92
Ohio St.	12	52	481	40.08
Illinois	12	66	507	42.25
Indiana	12	57	525	43.75
Penn St.	12	59	532	44.33
Oregon	12	68	543	45.25
Southern California	12	69	598	49.83
Purdue	12	66	622	51.83
Washington	12	72	633	52.75
Nebraska	12	75	636	53
Maryland	12	77	703	58.58
Michigan St.	12	80	760	63.33
UCLA	12	98	827	68.92

RED ZONE DEFENSE

Team	G	Scores	Pct.	TDs	(R-P)	FGs	TurnO
Ohio St.	12	16 - 29	55.17	10	7 - 3	6 - 8	11
Penn St.	12	19 - 25	76.00	10	3 - 7	9 - 10	5
Michigan	12	35 - 45	77.78	23	9 - 14	12 - 16	6
Rutgers	12	29 - 37	78.38	25	16 - 9	4 - 8	4
Iowa	12	23 - 29	79.31	17	3 - 14	6 - 8	3
Northwestern	12	40 - 50	80.00	27	16 - 11	13 - 15	6
Minnesota	12	25 - 31	80.65	16	10 - 6	9 - 10	3
Washington	12	34 - 42	80.95	26	16 - 10	8 - 9	6
Nebraska	12	26 - 32	81.25	19	5 - 14	7 - 11	2
Indiana	12	23 - 28	82.14	16	9 - 7	7 - 7	5
Southern California	12	34 - 41	82.93	22	15 - 7	12 - 14	5
Oregon	12	30 - 36	83.33	18	11 - 7	12 - 13	5
Michigan St.	12	41 - 48	85.42	32	17 - 15	9 - 12	4
Maryland	12	42 - 49	85.71	31	17 - 14	11 - 12	5
Illinois	12	37 - 43	86.05	24	10 - 14	13 - 15	4
Wisconsin	12	35 - 40	87.50	25	17 - 8	10 - 12	3
Purdue	12	47 - 51	92.16	40	24 - 16	7 - 10	1
UCLA	12	43 - 46	93.48	32	17 - 15	11 - 11	2

OPPONENT PENALTIES

Team	G	No.	Yards	Avg/G
Nebraska	12	76	773	64.42
Rutgers	12	79	635	52.92
Maryland	12	72	633	52.75
Illinois	12	67	606	50.5
Minnesota	12	62	605	50.42
Southern California	12	70	575	47.92
Purdue	12	62	572	47.67
Oregon	12	70	572	47.67
Wisconsin	12	68	559	46.58
Indiana	12	70	549	45.75
Iowa	12	68	521	43.42
Washington	12	61	503	41.92
UCLA	12	58	496	41.33
Michigan St.	12	50	407	33.92
Northwestern	12	46	386	32.17
Michigan	12	51	374	31.17
Penn St.	12	43	337	28.08
Ohio St.	12	42	320	26.67



TIME OF POSSESSION

Team	G	Total possession	Avg/G
Nebraska	12	386:19	32:11
Rutgers	12	383:40	31:58
Minnesota	12	379:59	31:40
Michigan	12	376:33	31:23
Indiana	12	374:51	31:14
UCLA	12	373:34	31:08
Penn St.	12	371:21	30:57
Oregon	12	368:19	30:41
Michigan St.	12	367:02	30:35
Southern California	12	366:42	30:34
Washington	12	361:59	30:10
Maryland	12	361:11	30:06
Ohio St.	12	358:51	29:54
Northwestern	12	354:38	29:33
Iowa	12	352:28	29:22
Wisconsin	12	352:12	29:21
Illinois	12	349:23	29:07
Purdue	12	322:13	26:51



**2024-25 Big Ten Football
Conference Active Individual Leaders
All games**

RUSHING (Minimum Games Played Pct. 75%, 10 Rushing Attempts/Game)

#	Player	G	Att.	Yds	Avg.	TD	Lg	Avg/g
1	Judkins, Quinshon - OSU	38	692	3530	5.10	39	86	92.89
2	Henderson, TreVeyon - OSU	43	554	3496	6.31	38	75	81.30
3	Johnson, Kaleb - Iowa	35	508	2779	5.47	30	75	79.40
4	Singleton, Nicholas - PSU	37	448	2546	5.68	27	87	68.81
5	Mockobee, Devin - Purdue	37	505	2466	4.88	19	68	66.65
6	Allen, Kaytron - PSU	38	498	2467	4.95	21	59	64.92
7	Lawton, Ty Son - IND	51	714	3294	4.61	38	99	64.59
8	Monangai, Kyle - RU	52	669	3222	4.82	27	62	61.96
9	Coleman, Jonah - UW	37	387	2254	5.82	19	64	60.92
10	Hemby, Roman - MD	41	481	2347	4.88	22	75	57.24

TOTAL OFFENSE (Minimum Games Played Pct. 75%)

#	Player	G	Rush	Pass	Plays	Total	Yds/g
1	Gabriel, Dillon - Oregon	62	1235	18140	2444	19375	312.50
2	Rogers, Will - UW	54	-395	14773	2386	14378	266.26
3	Brosmer, Max - MINN	48	229	11318	1856	11547	240.56
4	Maiava, Jayden - USC	20	326	3991	573	4317	215.85
5	Raiola, Dylan - Nebr	12	-68	2595	427	2527	210.58
6	Schuster, Tommy - MSU	50	124	9277	1482	9401	188.02
7	Allar, Drew - PSU	35	483	5643	893	6126	175.03
8	Kaliakmanis, Athan - RU	35	467	5243	957	5710	163.14
9	Chiles, Aidan - MSU	21	304	2724	472	3028	144.19
10	Garbers, Ethan - UCLA	40	294	4462	740	4756	118.90

PASSING AVG/GAME (Minimum Games Played Pct. 75%)

#	Player	G	Comp-att-int	Yds	TD	Avg/g
1	Gabriel, Dillon - Oregon	62	1325-2038-32	18140	149	292.58
2	Rogers, Will - UW	54	1521-2187-35	14773	108	273.57
3	Brosmer, Max - MINN	48	1009-1598-30	11318	87	235.79
4	Raiola, Dylan - Nebr	12	253-380-10	2595	12	216.25
5	Maiava, Jayden - USC	20	303-483-13	3991	24	199.55
6	Schuster, Tommy - MSU	50	863-1281-23	9277	63	185.54
7	Allar, Drew - PSU	35	472-734-7	5643	47	161.23
8	Kaliakmanis, Athan - RU	35	415-768-19	5243	34	149.80
9	Chiles, Aidan - MSU	21	216-358-11	2724	17	129.71
10	Garbers, Ethan - UCLA	40	390-597-18	4462	31	111.55

SCORING (Minimum Games Played Pct. 75%)

#	Player	G	TD	FG	XPT	2XP	Pts	Pts/g
1	Lynch, Denis - USC	27	0	25	139	0	214	7.93
2	Judkins, Quinshon - OSU	38	43	0	0	1	260	6.84
3	Zvada, Dominic - Mich	37	0	51	96	0	249	6.73
4	Vakos, Nathaniel - Wisc	39	0	49	114	0	261	6.69
5	Barker, Ryan - PSU	10	0	11	32	0	65	6.50
6	Snyder, Austin - OSU	31	0	30	108	0	198	6.39
7	Patel, Jai - RU	24	0	28	69	0	153	6.38
8	Van Zelst, Nate - Wisc	11	0	11	35	0	68	6.18
9	Glessner, Blake - UCLA	44	0	46	133	0	271	6.16
10	Stevens, Drew - Iowa	39	0	53	80	0	239	6.13

PASS EFFICIENCY (Minimum Games Played Pct. 75%, 15 Total Passes/Game)

#	Player	G	Comp-att-int	Yds	TD	Eff.
1	Gabriel, Dillon - Oregon	62	1325-2038-32	18140	149	160.77
2	Allar, Drew - PSU	35	472-734-7	5643	47	148.11
3	Maiava, Jayden - USC	20	303-483-13	3991	24	143.16
4	Schuster, Tommy - MSU	50	863-1281-23	9277	63	140.84
5	Rogers, Will - UW	54	1521-2187-35	14773	108	139.38
6	Brosmer, Max - MINN	48	1009-1598-30	11318	87	136.85
7	Chiles, Aidan - MSU	21	216-358-11	2724	17	133.78
8	Raiola, Dylan - Nebr	12	253-380-10	2595	12	129.10
9	Kaliakmanis, Athan - RU	35	415-768-19	5243	34	121.04

SCORING (TDs) (Minimum Games Played Pct. 75%, 1 Touchdowns)

#	Player	G	Run	Rec	Ret	Pts	Avg/g
1	Judkins, Quinshon - OSU	38	39	4	0	260	6.84
2	Henderson, TreVeyon - OSU	43	38	5	0	258	6.00
3	Singleton, Nicholas - PSU	37	27	7	0	212	5.73
4	Smith, Jeremiah - OSU	12	1	10	0	66	5.50
5	Johnson, Kaleb - Iowa	35	30	2	0	192	5.49
6	James, Jordan - Oregon	36	29	1	0	180	5.00
7	Sarratt, Elijah - IND	37	1	29	0	184	4.97
8	Lawton, Ty Son - IND	51	38	2	0	240	4.71
9	Wood, Donovan - USC	27	0	19	0	114	4.22
10	Franklin, Zakhari - Illini	62	0	41	0	250	4.03

RECEPTIONS/GAME (Minimum Games Played Pct. 75%)

#	Player	G	No.	Yds	TD	Lg	Yds/g	Rec/g
1	Franklin, Zakhari - Illini	62	317	3999	41	75	64.50	5.11
2	Miller, Dymere - RU	45	225	3118	21	75	69.29	5.00
3	Johnson, Tez - Oregon	60	294	3676	27	77	61.27	4.90
4	Wood, Donovan - USC	27	131	2240	19	42	82.96	4.85
5	Smith, Jeremiah - OSU	12	57	934	10	70	77.83	4.75
6	Sarratt, Elijah - IND	37	173	2780	29	84	75.14	4.68
7	Stewart, Evan - Oregon	30	139	1776	11	69	59.20	4.63
8	Marks, Woody - USC	57	261	1546	5	33	27.12	4.58
9	Barney Jr., Jacory - Nebr	12	52	431	0	40	35.92	4.33
10	Egbuka, Emeka - OSU	45	184	2600	23	85	57.78	4.09

SCORING (KICK) (Minimum Games Played Pct. 75%)

#	Player	G	PAT	FG	Pts	Avg/g
1	Lynch, Denis - USC	27	139-140	25-36	214	7.93
2	Zvada, Dominic - Mich	37	96-98	51-58	249	6.73
3	Vakos, Nathaniel - Wisc	39	114-115	49-65	261	6.69
4	Barker, Ryan - PSU	10	32-33	11-13	65	6.50
5	Snyder, Austin - OSU	31	108-114	30-39	198	6.39
6	Patel, Jai - RU	24	69-71	28-35	153	6.38
7	Van Zelst, Nate - Wisc	11	35-35	11-14	68	6.18
8	Glessner, Blake - UCLA	44	133-138	46-63	271	6.16
9	Stevens, Drew - Iowa	39	80-81	53-66	239	6.13
10	Bhaghani, Mateen - UCLA	22	49-49	28-33	133	6.05

RECEIVE YDS/GAME (Minimum Games Played Pct. 75%)

#	Player	G	No.	Yds	TD	Long	Avg/c	Yds/g
1	Wood, Donovan - USC	27	131	2240	19	42	17.10	82.96
2	Smith, Jeremiah - OSU	12	57	934	10	70	16.39	77.83
3	Sarratt, Elijah - IND	37	173	2780	29	84	16.07	75.14
4	Miller, Dymere - RU	45	225	3118	21	75	13.86	69.29
5	Franklin, Zakhari - Illini	62	317	3999	41	75	12.62	64.50
6	Johnson, Tez - Oregon	60	294	3676	27	77	12.50	61.27
7	Stewart, Evan - Oregon	30	139	1776	11	69	12.78	59.20
8	Marsh, Nick - MSU	11	41	649	3	77	15.83	59.00
9	Egbuka, Emeka - OSU	45	184	2600	23	85	14.13	57.78
10	Hunter, Jeremiah - UW	45	177	2496	14	58	14.10	55.47

PUNT RETURN AVG (Minimum Games Played Pct. 75%)

#	Player	G	No.	Yds	TD	Long	Avg.
1	Mullings, Kalel - Mich	56	1	22	0	22	22.00
2	Downs, Caleb - OSU	26	9	189	2	85	21.00
3	Kaho, Ale - UCLA	60	2	42	1	0	21.00

KICK RETURN AVG (Minimum Games Played Pct. 75%)

#	Player	G	No.	Yds	TD	Long	Avg.
1	Egbuka, Emeka - OSU	45	22	621	0	67	28.23
2	Johnson, Kaleb - Iowa	35	15	402	0	54	26.80
3	Brockington, Lemeke - MINN	32	4	107	0	51	26.75



**2024-25 Big Ten Football
Conference Active Individual Leaders
All games**

ALL PURPOSE (Minimum Games Played Pct. 75%)

#	Player	G	Rush	Rcv	PR	KR	Yds	Avg/g
1	Marks, Woody - USC	57	3016	1546	0	231	4793	84.09
2	Henderson, TreVeyon - OSU	43	3496	704	0	77	4277	99.47
3	Johnson, Tez - Oregon	60	51	3676	519	12	4258	70.97
4	Singleton, Nicholas - PSU	37	2546	685	0	947	4178	112.92
5	Franklin, Zakhari - Illini	62	8	3999	0	0	4007	64.63
6	Judkins, Quinshon - OSU	38	3530	390	0	0	3920	103.16
7	Lawton, Ty Son - IND	51	3294	383	0	31	3708	72.71
8	Jackson, Giles - UW	62	183	1562	181	1730	3656	58.97
9	Monangai, Kyle - RU	52	3222	252	0	0	3474	66.81
10	Egbuka, Emeka - OSU	45	133	2600	98	621	3452	76.71

PUNTING (Minimum Games Played Pct. 75%, 3.6 Punts/Game)

#	Player	G	No.	Yds	Lg	120	50+	TB	Avg.
1	McFerson, Bryce - MD	24	90	4055	64	26	31	5	45.06
2	Thompson, Riley - PSU	37	146	6548	71	56	33	7	44.85
3	Dakin, Rhys - Iowa	12	60	2654	61	27	16	5	44.23
4	Evans, James - IND	48	231	10149	70	67	66	12	43.94
5	Buschini, Brian - Nebr	51	244	10715	74	85	67	13	43.91
6	Venneri, Anthony - OSU	22	94	4091	64	26	24	9	43.52
7	Bertrams, Atticus - Wisc	25	118	5093	74	47	21	7	43.16
8	Crimmins, Keelan - Purdue	24	113	4874	64	30	20	3	43.13
9	Anderson, Jakob - RU	12	46	1950	61	15	6	4	42.39
10	Crawford, Mark - MINN	56	225	9396	60	89	29	9	41.76

FIELD GOALS (Minimum Games Played Pct. 75%)

#	Player	G	Made	Att.	Long	Pct.	Avg.
1	Zvada, Dominic - Mich	37	51	58	56	0.88	1.38
2	Stevens, Drew - Iowa	39	53	66	54	0.80	1.36
3	Bhaghani, Mateen - UCLA	22	28	33	57	0.85	1.27
4	Vakos, Nathaniel - Wisc	39	49	65	55	0.75	1.26
5	Patel, Jai - RU	24	28	35	51	0.80	1.17
6	Barker, Ryan - PSU	10	11	13	49	0.85	1.10
7	Glessner, Blake - UCLA	44	46	63	54	0.73	1.05
8	Van Zelst, Nate - Wisc	11	11	14	47	0.79	1.00
9	Snyder, Austin - OSU	31	30	39	51	0.77	0.97

FIELD GOAL PCT (Minimum Games Played Pct. 75%)

#	Player	G	Made	Att.	Long	Pct.
1	Zvada, Dominic - Mich	37	51	58	56	0.88
2	Olano, David - Illini	21	17	20	50	0.85
3	Meyer, Chase - PSU	20	17	20	47	0.85
4	Bhaghani, Mateen - UCLA	22	28	33	57	0.85
5	Barker, Ryan - PSU	10	11	13	49	0.85
6	Stevens, Drew - Iowa	39	53	66	54	0.80
7	Kim, Jonathan - MSU	60	32	40	58	0.80
8	Patel, Jai - RU	24	28	35	51	0.80
9	Van Zelst, Nate - Wisc	11	11	14	47	0.79

PAT KICKING PCT (Minimum Games Played Pct. 75%)

#	Player	G	Made	Att.	Pct.
1	Bhaghani, Mateen - UCLA	22	49	49	1.00
2	Van Zelst, Nate - Wisc	11	35	35	1.00
3	Gross, Grady - UW	39	89	89	1.00
4	Doman, Tommy - Mich	31	2	2	1.00
5	Porath, Spencer - Purdue	9	17	17	1.00
6	Akers, Luke - NU	47	11	11	1.00
7	Lynch, Denis - USC	27	139	140	0.99
8	Vakos, Nathaniel - Wisc	39	114	115	0.99
9	Fielding, Jayden - OSU	38	103	104	0.99



**2024-25 Big Ten Football
Conference Active Individual Leaders
All games**

TACKLES (All positions) (Minimum Games Played Pct. 75%)

#	Player	G	Pos	Solo	Ast	Total	Avg/g
1	Thieneman, Dillon - Purdue	24	DB	144	66	210	8.75
2	Jackson, Nick - Iowa	72	LB	250	297	547	7.60
3	Haladay, Cal - MSU	53	LB	158	207	365	6.89
4	Downs, Caleb - OSU	26	DB	104	65	169	6.50
5	Fisher, Aiden - IND	35	LB	96	125	221	6.31
6	Mueller, Xander - NU	46	LB	146	127	273	5.93
7	Higgins, Jay - Iowa	57	LB	153	182	335	5.88
8	Bruener, Carson - UW	51	LB	171	123	294	5.76
9	Grose, Angelo - MSU	52	DB	167	114	281	5.40
10	Wohler, Hunter - Wisc	43	S	150	79	229	5.33
11	Jones Jr., Terry - IND	52	S	105	171	276	5.31
12	Oladejo, Oluwafemi - UCLA	46	LB	119	119	238	5.17
13	Turner, Devin - NU	32	DB	95	67	162	5.06
14	Mascarenas-Arnold, Easton - USC	49	LB	123	125	248	5.06
15	Cobb, Mason - USC	53	LB	146	119	265	5.00
16	Walker, Jailin - IND	43	LB	105	109	214	4.98
17	Savage, Kobe - Oregon	34	S	112	57	169	4.97
18	Gentry, Eric - USC	39	LB	124	68	192	4.92
19	Johnson, Tysheem - Oregon	52	DB	120	130	250	4.81
20	Turner, Jordan - MSU	42	LB	107	94	201	4.79
21	Hyppolite II, Ruben - MD	50	LB	138	98	236	4.72
22	Hausmann, Ernest - Mich	39	LB	102	80	182	4.67
23	Powell, Tyreem - RU	42	LB	92	101	193	4.60
24	Thomas, Jaheim - Wisc	52	LB	97	141	238	4.58
25	Barham, Jaishawn - Mich	35	LB	98	62	160	4.57
26	Asbury II, Shawn - IND	42	DB	80	112	192	4.57
27	Igbinosun, Desmond - RU	41	DB	95	91	186	4.54
28	Robinson, Ethan - MINN	43	DB	152	43	195	4.53
29	Henderson, Jack - MINN	58	DB	151	112	263	4.53
30	Toure, Mohamed - RU	37	LB	80	87	167	4.51
31	Broussard, Cameron - UW	45	DB	104	95	199	4.42
32	Tuputala, Alphonzo - UW	52	LB	122	107	229	4.40
33	Bassa, Jeffrey - Oregon	53	LB	121	107	228	4.30
34	Schwesinger, Carson - UCLA	38	LB	109	54	163	4.29
35	Thompson, Stefon - Nebr	47	LB	108	91	199	4.23
36	Smith, Jaylin - USC	43	CB	134	48	182	4.23
37	Gifford, Isaac - Nebr	56	DB	124	112	236	4.21
38	Walters, Damon - NU	10	DB	26	16	42	4.20
39	Ponds, D'Angelo - IND	25	CB	67	37	104	4.16
40	Carter, Abdul - PSU	38	LB	94	64	158	4.16
41	Rosiek, Dylan - Illini	37	LB	82	71	153	4.14
42	Simon, Cody - OSU	54	LB	95	126	221	4.09
43	Trader Jr., Dante - MD	47	DB	123	67	190	4.04
44	Loyal, Shaquan - RU	42	DB	98	71	169	4.02
45	Ransom, Lathan - OSU	52	S	129	80	209	4.02
46	Jenkins, Kydran - Purdue	52	LB	136	71	207	3.98
47	Hall, Aamir - Mich	50	DB	123	75	198	3.96
48	Hall, Jordan - MSU	23	LB	44	47	91	3.96
49	Styles, Sonny - OSU	35	LB	70	68	138	3.94
50	King, Kobe - PSU	42	LB	93	72	165	3.93

SACKS (Minimum Games Played Pct. 75%)

#	Player	G	Pos	Solo	Ast	Total	Avg/g
1	Schuermann, Luke - UCLA	47	DL	31	9	35.5	0.76
2	Kamara, Mikail - IND	35	DL	22	5	24.5	0.70
3	Ojata, Jireh - Purdue	48	DE	25	13	31.5	0.66
4	Stewart, Josaiah - Mich	51	DE	27	6	30	0.59
5	Carter, Abdul - PSU	38	LB	20	2	21	0.55
6	Pius, John - Wisc	50	LB	22	10	27	0.54
7	Uiagalelei, Matayo - Oregon	25	DE	11	3	12.5	0.50
8	Jenkins, Kydran - Purdue	52	LB	20	7	23.5	0.45
9	Jacas, Gabe - Illini	37	LB	14	4	16	0.43
10	Saka, Anto - NU	22	DL	8	2	9	0.41
11	Hagarty, Richie - NU	34	DL	12	3	13.5	0.40
12	Sawyer, Jack - OSU	50	DE	16	5	18.5	0.37
13	Toure, Mohamed - RU	37	LB	12	3	13.5	0.36
14	Hubbard, Aidan - NU	36	DL	12	2	13	0.36
15	Valdez, Sebastian - UW	51	DL	14	7	17.5	0.34
16	Tuimoloau, JT - OSU	51	DL	12	10	17	0.33
17	Hunt, Gentle - Illini	36	DL	11	1	11.5	0.32
18	Graves, Aaron - Iowa	38	DL	10	3	11.5	0.30
19	Tuioti, Teitum - Oregon	25	LB	7	1	7.5	0.30
20	Ward, Isaiah - UW	28	DE	8	0	8	0.29

TACKLES FOR LOSS (Minimum Games Played Pct. 75%, 1.25 Total

Tackles For Loss/Game)

#	Player	G	Pos	Solo	Ast	Total	Avg/g
1	Schuermann, Luke - UCLA	47	DL	51	27	64.5	1.37



**2024-25 Big Ten Football
Conference Active Individual Leaders
All games**

FUMBLES FORCED (Minimum Games Played Pct. 75%)

#	Player	G	No.	Avg/g
1	Kamara, Mikail - IND	35	7	0.20
2	McGahee IV, Willis - Nebr	11	2	0.18
3	Hardy, Rolijah - IND	12	2	0.17
4	Rosiek, Dylan - Illini	37	6	0.16
5	Ojata, Jireh - Purdue	48	7	0.15
6	Walker, Jailin - IND	43	6	0.14
7	Carter, Abdul - PSU	38	5	0.13
8	Stewart, Josaiah - Mich	51	6	0.12
9	Ransom, Lathan - OSU	52	6	0.12
10	Jacas, Gabe - Illini	37	4	0.11

FUMBLES RECOVERED (Minimum Games Played Pct. 75%)

#	Player	G	No.	Avg/g
1	Walters, Damon - NU	10	1	0.10
2	Brown, Donnell - MD	51	5	0.10
3	Saleapaga, Roger - Oregon	11	1	0.09
4	Kamara, Mikail - IND	35	3	0.09
5	Gbayor, Mikai - Nebr	24	2	0.08
6	Johnson, Brandon - Oregon	48	4	0.08
7	Curtis, Tackett - Wisc	24	2	0.08
8	Hills, Elijah - Wisc	49	4	0.08
9	Walley, Justin - MINN	49	4	0.08
10	Ponds, D'Angelo - IND	25	2	0.08

PASSES DEFENDED (Minimum Games Played Pct. 75%)

#	Player	G	Brup	Int.	Total	Avg/g
1	Ponds, D'Angelo - IND	25	22	4	26	1.04
2	Hall, Aamir - Mich	50	35	9	44	0.88
3	Robinson, Ethan - MINN	43	28	8	36	0.84
4	Longerbeam, Robert - RU	52	37	4	41	0.79
5	Muhammad, Jabbar - Oregon	58	37	4	41	0.71
6	Walley, Justin - MINN	49	27	7	34	0.69
7	Dixon, Thaddeus - UW	26	16	2	18	0.69
8	Scott, Xavier - Illini	35	18	6	24	0.69
9	Burke, Denzel - OSU	47	28	4	32	0.68
10	Alexander, Kam - Oregon	55	31	6	37	0.67
11	Thieneman, Dillon - Purdue	24	9	6	15	0.63
12	Johnson, Will - Mich	32	10	9	19	0.59
13	Perich, Koi - MINN	12	2	5	7	0.58
14	Johnson, Theran - NU	37	18	3	21	0.57
15	Fourquarean, Nyzier - Wisc	48	22	5	27	0.56
16	Hartzog Jr., Malcolm - Nebr	35	12	7	19	0.54
17	Walker, Jailin - IND	43	18	5	23	0.53
18	Reed, Nikko - Oregon	47	20	4	24	0.51
19	Igbinosun, Davison - OSU	38	17	2	19	0.50
20	Hill, Tommi - Nebr	41	14	5	19	0.46

INTERCEPTIONS (Minimum Games Played Pct. 75%)

#	Player	G	No.	Yds	TD	Long	Avg/g
1	Perich, Koi - MINN	12	5	63	0	45	0.42
2	Johnson, Will - Mich	32	9	237	3	86	0.28
3	Thieneman, Dillon - Purdue	24	6	58	0	32	0.25
4	Huskey, Jalen - MD	33	7	79	0	37	0.21
5	Hartzog Jr., Malcolm - Nebr	35	7	98	0	34	0.20
6	Robinson, Ethan - MINN	43	8	17	0	6	0.19
7	Hall, Aamir - Mich	50	9	69	1	45	0.18
8	Savage, Kobe - Oregon	34	6	10	0	7	0.18
9	Scott, Xavier - Illini	35	6	55	1	30	0.17
10	Cox Jr., Torrie - Illini	42	7	65	0	23	0.17