

# M 2024-25 MARYLAND MEN'S BASKETBALL

GAME 33

BIG TEN SEMIFINALS | MARCH 15, 2025 | 3:30 PM | GAINBRIDGE FIELDHOUSE | CBS

## 2024-25 SCHEDULE

### NOVEMBER

Date	Day	UMD	Opponent	TV	Time/Result
4	MON.	[RV]	MANHATTAN	B1G+	W, 79-49
8	FRI.	[RV]	MOUNT ST. MARY'S	BTN	W, 86-52
11	MON.	[RV]	FLORIDA A&M	B1G+	W, 84-53
15	FRI.	[RV]	#15 MARQUETTE	FS1	L, 74-78
19	TUE.	[RV]	CANISIUS	B1G+	W, 108-37
24	Sun.	[RV]	vs. Villanova <sup>1</sup>	ESPN	W, 76-75
27	WED.	[RV]	BUCKNELL <sup>2</sup>	BTN	W, 91-67

### DECEMBER

Date	Day	UMD	Opponent	TV	Time/Result
1	SUN.	[RV]	ALCORN STATE	BTN	W, 96-58
4	WED.	[RV]	RV OHIO STATE*	BTN	W, 83-59
8	Sun.	[RV]	at #8 Purdue*	BTN	L, 78-83
17	TUE.	[RV]	SAINT FRANCIS	BTN	W, 111-57
21	Sat.	[RV]	vs. Syracuse <sup>3</sup>	ESPN	W, 87-60
28	SAT.	[RV]	UMES	BTN	W, 81-66

### JANUARY

Date	Day	UMD	Opponent	TV	Time/Result
2	Thur.	[RV]	at Washington*	BTN	L, 69-75
5	Sun.	[RV]	at #9 Oregon*	Peacock	L, 79-83
10	FRI.	[RV]	#22 UCLA*	FOX	W, 79-61
13	MON.	[RV]	MINNESOTA*	BTN	W, 77-71
16	Thur.	[RV]	at Northwestern*	BTN	L, 74-76 (OT)
19	SUN.	[RV]	NEBRASKA*	BTN	W, 69-66
23	Thur.	[RV]	at #17 Illinois*	FS1	W, 91-70
26	Sun.	[RV]	at Indiana*	CBS	W, 79-78
29	WED.	[RV]	#17 WISCONSIN*	BTN	W, 76-68

### FEBRUARY

Date	Day	UMD	Opponent	TV	Time/Result
6	Thur.	[18]	at Ohio State*	FS1	L, 70-73
9	SUN.	[18]	RUTGERS*	BTN	W, 90-81
13	Thur.	[25]	at Nebraska*	BTN	W, 83-75
16	SUN.	[25]	IOWA*	FS1	W, 101-75
20	THUR.	[20]	USC*	FS1	W, 88-71
26	WED.	[16]	#8 MICHIGAN STATE*	BTN	L, 55-58

### MARCH

Date	Day	UMD	Opponent	TV	Time/Result
1	Sat.	[16]	at Penn State*	BTN	W, 68-64
5	Wed.	[13]	at #17 Michigan*	BTN	W, 71-65
8	SAT.	[13]	NORTHWESTERN*	PEACOCK	W, 74-61
14	Fri.	[11]	#24 Illinois (7 seed) <sup>4</sup>	BTN	W, 88-65
15	Sat.	[11]	#22 Michigan (3 seed) <sup>5</sup>	CBS	3:30 PM
16	Sun.	[11]	B1G Championship <sup>6</sup>	CBS	3:30 PM

All Times EST: Home games at XFINITY Center in BOLD CAPS; 1 - 2024 Saatchi Empire Classic (Newark, NJ / Prudential Center); 2 - 2024 Saatchi Empire Classic (College Park, MD / XFINITY Center); 3 - 2024 Gotham Classic (Brooklyn, NY / Barclays Center); 4 - 2025 Big Ten Tournament Quarterfinals (Indianapolis, IN / Gainbridge Fieldhouse); 5 - 2025 Big Ten Tournament Semifinals; 6 - 2025 Big Ten Tournament Championship (Indianapolis, IN / Gainbridge Fieldhouse); \* Indicates Big Ten Conference Game; [xx] indicates Maryland's AP ranking

## MEDIA CONTACTS

**Primary Contact:** John Sinnett  
Assistant AD - Strategic Communications & Content Dev.

**Email / Phone:** jsinnett@umd.edu / (c) 413-687-2237

**Secondary Contact:** Bryant Avery  
Strategic Communications Assistant

**Email / Phone:** bavery1@umd.edu / (c) 404-429-9873

## THE MATCHUP



### #2 SEED (AP NO. 11) MARYLAND TERRAPINS

2024-25 Record: 25-7, 14-6 B1G (NCAA NET: 10)

Head Coach: Kevin Willard (Pittsburgh '97)

Years / Record at UMD: 3rd / 63-37 (.630)

Overall Years / Record: 18th / 333-247 (.574)

2024-25 Top Scorer: Queen / 15.8 ppg / 507 pts

2024-25 Top Rebounder: Queen / 9.2 rpg / 294 rebs

2024-25 Top Assists: Gillespie / 4.8 apg / 155 ast

2024-25 Top Blocks: Reese / 1.6 bpg / 50 blk

VS



### #3 SEED (AP NO. 22) MICHIGAN WOLVERINES

2024-25 Record: 23-9, 14-6 B1G (NCAA NET: 30)

Head Coach: Dusty May (Indiana '00)

Years / Record at UM: 1st / 23-9 (.719)

Overall Years / Record: 7th / 149-78 (.656)

2024-25 Top Scorer: Goldin / 16.6 ppg / 532 pts

2024-25 Top Rebounder: Wolfe / 9.8 rpg / 312 reb

2024-25 Top Assists: Donaldson / 4.0 apg / 127 ast

2024-25 Top Blocks: Goldin / 1.4 bpg / 45 blocks

## COVERAGE

**Radio:** Johnny Holliday (pxp), Chris Knoche (analyst),  
Tom Marchitto (engineer)

**TV:** CBS  
Ian Eagle, Bill Raftery, Grant Hill, Tracy Wolfson

**Maryland Sports Network:** One Maryland App,  
WJZ-FM 105.7 FM (Baltimore), The TEAM 980 AM (DC)

**Stream:** [www. https://www.paramountplus.com](https://www.paramountplus.com)  
**SiriusXM:** Ch. 84, SiriusXM App

## SERIES INFORMATION

<b>Overall Record</b>	Maryland trails 10-13	<b>Longest Maryland Streak</b>	3 (2x)
<b>Home / Away / Neutral</b>	7-4 / 2-7 / 1-2	<b>Longest Michigan Streak</b>	5
<b>Willard vs. Michigan</b>	4-1	<b>Largest Maryland Win</b>	12/2/00 - 82-51 (+31)
<b>Current Streak</b>	Maryland won 3	<b>Largest Michigan Win</b>	1/1/23 - 81-46 (+35)
<b>Last Meeting</b>	3/5/25 - W, 71-65		

## RIGHT HERE, RIGHT NOW

### TERPS IN THE BIG TEN TOURNAMENT ...

- ▶ After posting a 24-7 overall record and a 14-6 mark in league play, Maryland earned the No. 2 seed in the TIAA Big Ten Men's Basketball Tournament hosted by Gainbridge Fieldhouse in Indianapolis. The Terps are 14-3 since Jan. 5 with the three-loses coming on last second buzzer-beaters.
- ▶ The Terps opened postseason play with a resounding 88-65 win over seventh-seed and No. 24 Illinois in the quarterfinals on Friday night.
- ▶ Maryland earned the No. 2 seed for the second time since joining the Big Ten in 2014-15 – the last time the Terps were the No. 2 seed and the highest seed as league members. In the 2015 tournament, Maryland defeated sixth-seeded Indiana before falling in the semifinals to No. 3 seed Michigan State.
- ▶ Overall, Maryland is now 3-3 in the quarterfinal stage. The Terps have reached the semifinals twice during their Big Ten tenure – in 2015 and 2016. Maryland is seeking its first-ever spot in the Big Ten Championship game.
- ▶ The Terps closed out the regular season as one of the hottest teams in the country winning seven of eight games and 11 of 13. Maryland also became road warriors going 5-1 in their last six road games of the regular season.

### ABOUT FRIDAY NIGHT VS. ILLINOIS ...

- ▶ The 3 turnovers were the fewest by Maryland in ANY game since turnovers started being tracked in 1984.
- ▶ The +23 margin of victory was its largest ever in a B1G Tourney game.
- ▶ The +23 margin was its largest against a ranked team since beating #25 Memphis by 23 on Nov. 26, 2004.
- ▶ The 57 first-half points are the most for the Terps in a conference tournament game ever.
- ▶ The 57 first-half points are the most by any team in a first half of any conference tournament this year.
- ▶ Derik Queen (19 pts, 10 reb) had the first double-double for the Terps in a B1G Tournament game.
- ▶ Rodney Rice's 26 points tied the Terps record for most points in a B1G Tourney game (Jake Layman vs. NEB in 2016)
- ▶ Ja'Kobi Gillespie's 9 assists are the most for a Terp in a B1G Tourney game.
- ▶ Rice's 7 3FGs are the most for a Terp in a conference tournament game.
- ▶ Jordan Geronimo's 11 points were a season high, while his five steals were a career-high and a Maryland record for a Big Ten tournament game.
- ▶ All 5 starters played 25 minutes or fewer for the first time against a B1G opponent this season.
- ▶ Maryland will play in its first B1G Tourney Semifinal since 2016.

## 2025 TIAA BIG TEN MEN'S BASKETBALL TOURNAMENT

MARCH 12-16 • GAINBRIDGE FIELDHOUSE • INDIANAPOLIS, IND.



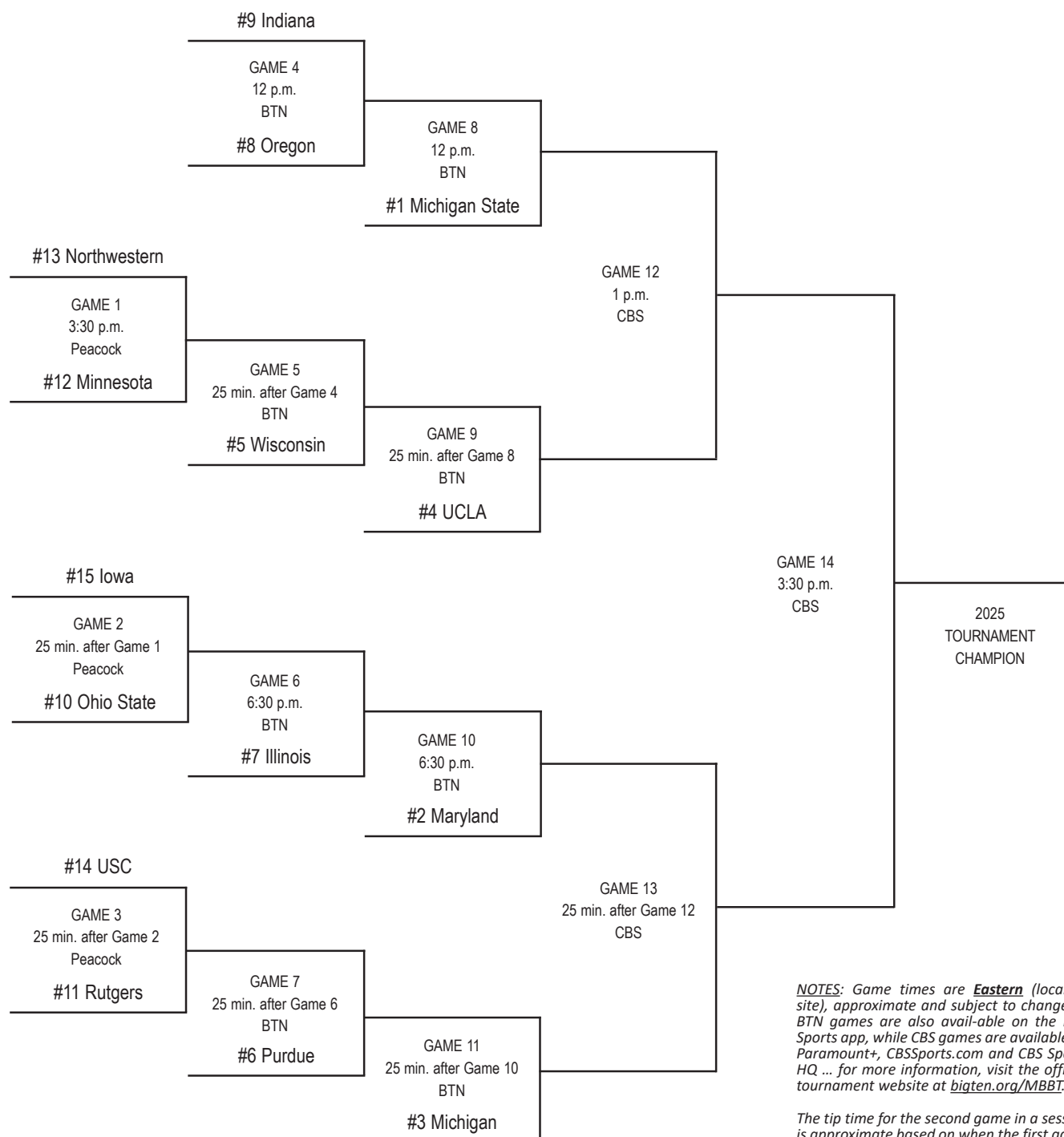
MARCH 12

MARCH 13

MARCH 14

MARCH 15

MARCH 16



**NOTES:** Game times are Eastern (local to site), approximate and subject to change. ... BTN games are also available on the FOX Sports app, while CBS games are available on Paramount+, CBSsports.com and CBS Sports HQ ... for more information, visit the official tournament website at [bigten.org/MBBT](http://bigten.org/MBBT).

The tip time for the second game in a session is approximate based on when the first game concludes (25-minutes after the preceding game).

# QUEEN NAMED BIG TEN FRESHMAN OF THE YEAR

After finishing the regular season 24-7 and earning the No. 2 seed in the upcoming Big Ten Tournament, No. 11 Maryland had four players honored on postseason league teams headlined by Derik Queen being named the Big Ten Freshman of the Year.

Queen was also named to the All-Big Ten First Team by the coaches, the All-Big Ten Second Team by the media, and was a unanimous selection to the Big Ten All-Freshman Team. He is the first Terp since Melo Trimble in 2014-15 to earn All-Big Ten First Team honors.

Ja'Kobi Gillespie was an All-Big Ten Third Team selection by both the coaches and media, while Julian Reese earned honorable mention accolades from both groups as well. Selton Miguel was chosen as the Big Ten Sportsmanship Award honoree for Maryland.

Queen leads the Terps, averaging 15.7 points per game. Queen was second on the team in rebounds at 9.2, which is also the third-best mark in the Big Ten. Queen scored a career-high 29 points against Rutgers on Feb. 9, and has finished with 20 or more points in 10 games this season. Queen finished the regular season with 488 points, which is the third-most points scored by a freshman in program history. Queen finished with double-figure rebounds in 15 games, and is second on the team with 13 double-doubles - the most by any freshman nationally. The Baltimore native is one of only two Division I players ranking in the top two on his team in points, total rebounds, assists, steals and blocks. He is on pace to be the second Maryland player this century to be top two in each category in a single season, with the other being Aaron Wiggins during the 2020-21 season.

Queen becomes the second Terp to earn a major player award from the Big Ten joining Wiggins who was the 2019-20 Sixth Man of the Year. He is the program's third-ever Rookie/Freshman of the Year joining the elite company of Buck Williams (1978-79) and Joe Smith (1993-94). Queen, who was named the Big Ten Freshman of the Week five times this season, is the second straight Terp to earn First Team honors alongside Jahmir Young who did so last year. Overall, he is the seventh player since 2014-15 to earn All-Big Ten First Team recognition.

Gillespie finished second on the team in points during the regular season, averaging 14.9 points per game. He has finished in double figures in all but six games this season, and scored a season high 27 against UCLA on Jan. 10. Gillespie is one of the top point guards in the Ben Ten with 4.7 assists per game - the sixth-best mark in the conference. Gillespie had a penchant for taking the ball away from opponents with his 1.9 steals per game mark tied for the third-most in the Big Ten. He also leads the conference in three pointers made (76) which also ranks as the fifth-most for a single-season in Maryland history.

Reese made his final season in College Park a special one. The senior forward finished with 13.2 points and 9.3 rebounds per game. His 9.3 rebounding mark ranks as the second-best in the conference, while his 14 double doubles is the league's best mark and tied for the 12th-most in the country. The Baltimore native was one of the top shot blockers in the Big Ten, ranking third in blocks with 49 and blocks per game at 1.6. Over his four years, the forward has over 1,400 points (1,420) and 900 rebounds (976) in his career at Maryland. He is one of just five players in program

history that has reached those career thresholds. He currently ranks third all-time in career rebounds and is on pace to become just the second player in program history to go over 1,000. That would put him alongside the legendary Len Elmore for one of the most prominent statistical records in Maryland basketball history.

This marked the third consecutive season for Reese to be a member of the All-Big Ten Honorable Mention Team. Reese joins Melo Trimble and Anthony Cowan, Jr., as the only Terps in the Big Ten era to earn an all-conference honor three times during a career. Overall, he is the 16th player in program history to earn all-conference honors three times.

Miguel finished his lone regular season at Maryland averaging 12.0 points per game. He scored a season-high 24 points on two occasions (Dec. 17 vs. Saint Francis & Dec. 21 vs. Syracuse), and scored in double figures in 23 games this season. The Luanda, Angola native led the team with a 42.7 three-point field goal percentage, tied for the 11th-best mark in the conference. Miguel had multiple games where he was effective from behind the arc, knocking down three or more shots from behind the arc in 13 games. Miguel led the Terps in double figure scoring games all season and has 1,562 points during his career.

## PLAYER OF THE YEAR

Braden Smith, Purdue (C/M)

## DEFENSIVE PLAYER OF THE YEAR

Ace Baldwin Jr., Penn State

## FRESHMAN OF THE YEAR

Derik Queen, Maryland (C/M)

## SIXTH MAN OF THE YEAR

Will Riley, Illinois

## COACH OF THE YEAR

Tom Izzo, Michigan State (C/M)

## HOWARD MOORE ASSISTANT COACH OF THE YEAR AWARD

Doug Wojcik, Michigan State

## FIRST TEAM

Derik Queen, Maryland (C)

Vladislav Goldin, Michigan (M)

Brice Williams, Nebraska (C/M)

TREY KAUFMAN-RENN, Purdue (C/M)

BRADEN SMITH, Purdue (C/M)

JOHN TONJE, Wisconsin (C/M)

## SECOND TEAM

Danny Wolf, Michigan (C/M)

Dawson Garcia, Minnesota (C/M)

Nick Martinelli, Northwestern (C/M)

Bruce Thornton, Ohio State (C/M)

Derik Queen, Maryland (M)

Vladislav Goldin, Michigan (C)

## THIRD TEAM\*

Kasparas Jakucionis, Illinois (C/M)

Ja'Kobi Gillespie, Maryland (C/M)

Jaden Akins, Michigan State (C/M)

Jase Richardson, Michigan State (C/M)

Nate Bittle, Oregon (C/M)

Jackson Shelstad, Oregon (C/M)

Tyler Bilodeau, UCLA (C/M)

Ace Bailey, Rutgers (M)

Dylan Harper, Rutgers (M)

## HONORABLE MENTION

Oumar Ballo, Indiana (C/M)

Payton Sandfort, Iowa (C/M)

Julian Reese, Maryland (C/M)

Ace Baldwin Jr., Penn State (C/M)

Ace Bailey, Rutgers (C/M)

Dylan Harper, Rutgers (M)

John Blackwell, Wisconsin (C/M)

Tomislav Ivisic, Illinois (M)

Malik Reneau, Indiana (M)

Brooks Barnhizer, Northwestern (M)

Nate Bittle, Oregon (M)

Jackson Shelstad, Oregon (M)

Yanic Konan Niederhauser, Penn State (M)

Fletcher Loyer, Purdue (M)

Tyler Bilodeau, UCLA (M)

Desmond Claude, USC (M)

Great Osobor, Washington (M)

Unanimous selections in ALL CAPS

\*Additional honorees due to ties

## ALL-FRESHMAN TEAM

Kasparas Jakucionis, Illinois

DERIK QUEEN, Maryland

Jase Richardson, Michigan State

Ace Bailey, Rutgers

Dylan Harper, Rutgers

## ALL-DEFENSIVE TEAM

Jaden Akins, Michigan State

TJ Bamba, Oregon

Nate Bittle, Oregon

Ace Baldwin Jr., Penn State

Kobe Johnson, UCLA

## 2023-24 Sportsmanship Award Honorees

Ben Humrichous, Illinois

Anthony Leal, Indiana

Ladij Dembele, Iowa

Selton Miguel, Maryland

Nimari Burnett, Michigan

Nick Sanders, Michigan State

Kadyn Betts, Minnesota

Rollie Worster, Nebraska

Brooks Barnhizer, Northwestern

James Cooper, Oregon

Kalen Etzler, Ohio State

Puff Johnson, Penn State

Caleb Furst, Purdue

Zach Martini, Rutgers

Lazar Stefanovic, UCLA

Harrison Hornery, USC

Wilhelm Breidenbach, Washington

Markus Ilver, Wisconsin

## MARYLAND ALL-BIG TEN HONOREES

2014-15 Melo Trimble (1st/M, 2nd/C)

Dez Wells (1st/C, 2nd/M)

Jake Layman (3rd/M, HM/C)

2015-16

Melo Trimble (2nd/M, 2nd/C)

Diamond Stone (3rd/M, 3rd/C)

Robert Carter, Jr. (HM)

Jake Layman (HM)

Rasheed Sulaimon (HM)

2016-17

Melo Trimble (1st/M, 1st/C)

2017-18

Anthony Cowan Jr. (3rd/M, 3rd/C)

Kevin Huerter (HM/M, HM/C)

2018-19

Bruno Fernando (1st/M, 1st/C)

Anthony Cowan Jr. (2nd/M, 2nd/C)

2019-20

Jalen Smith (1st/M, 1st/C)

Anthony Cowan Jr. (1st/C, 2nd/M)

Darryl Morsell (HM/M)

2020-21

Aaron Wiggins (HM/M, HM/C)

Eric Ayala (HM/M, HM/C)

Darryl Morsell (HM/M)

2021-22

Eric Ayala (HM/M)

Fatts Russell (HM/M, HM/C)

2022-23

Jahmir Young (2nd/C, 2nd/M)

Hakim Hart (HM/C, HM/M)

Julian Reese (HM/C, HM/M)

Donta Scott (HM/C)

Patrick Emilien (Sportsmanship)

2023-24

Jahmir Young (1st/M, 2nd/C)

DeShawn Harris-Smith (FR)

Julian Reese (HM/C, HM/M)

Donta Scott (HM/C)

Jahmir Young (Sportsmanship)

2024-25

Derik Queen (1st/C, 2nd/M)

• All-Freshman Team (C/M)

• Freshman of the Year (C/M)

Ja'Kobi Gillespie (3rd/C, 3rd/M)

Julian Reese (HM/C, HM/M)

Selton Miguel (Sportsmanship)

# CONFERENCE TOURNAMENT

## 1954, Reynolds Coliseum (Raleigh, N.C.)

QF: #2 Maryland def. #7 Clemson 75-59 H: 38-25  
SF: #2 Maryland lost to #3 Wake Forest 56-64 (ot)  
H: 29-29 R: 50-50

## 1955, Reynolds Coliseum (Raleigh, N.C.)

QF: #3 Maryland lost to #6 Virginia 67-68 (ot)  
H: 33-35 R: 59-59

## 1956, Reynolds Coliseum (Raleigh, N.C.)

QF: #5 Maryland lost to #4 Duke 69-94 H: 33-44

## 1957, Reynolds Coliseum (Raleigh, N.C.)

QF: #2 Maryland def. #7 Virginia 71-68 H: 35-35  
SF: #2 Maryland lost to #6 South Carolina 64-74 H: 30-30

## 1958, Reynolds Coliseum (Raleigh, N.C.)

QF: #4 Maryland def. #5 Virginia 70-66 H: 40-35  
SF: #4 Maryland def. #1 Duke 71-65 (ot)  
H: 29-23 R: 61-61  
CH: #4 Maryland def. #3 North Carolina 86-74 H: 27-34

## 1959, Reynolds Coliseum (Raleigh, N.C.)

QF: #4 Maryland lost to #5 Virginia 65-66 H: 33-23

## 1960, Reynolds Coliseum (Raleigh, N.C.)

QF: #3 Maryland lost to #6 N.C. State 58-74 H: 33-36

## 1961, Reynolds Coliseum (Raleigh, N.C.)

QF: #4 Maryland def. #5 Clemson 91-75 H: 38-27  
SF: #4 Maryland lost to #1 Wake Forest 76-98 H: 27-44

## 1962, Reynolds Coliseum (Raleigh, N.C.)

QF: #7 Maryland lost to #2 Duke 58-71 H: 30-32

## 1963, Reynolds Coliseum (Raleigh, N.C.)

QF: #7 Maryland lost to #2 Wake Forest 41-80 H: 21-34

## 1964, Reynolds Coliseum (Raleigh, N.C.)

QF: #3 Maryland lost to #6 Clemson 67-81 H: 29-37

## 1965, Reynolds Coliseum (Raleigh, N.C.)

QF: #3 Maryland def. #6 Clemson 61-50 H: 32-27  
SF: #3 Maryland lost to #2 N.C. State 67-76 H: 27-38

## 1966, Reynolds Coliseum (Raleigh, N.C.)

QF: #5 Maryland lost to #4 North Carolina 70-77 H: 38-36

## 1967, Greensboro Coliseum (Greensboro, N.C.)

QF: #6 Maryland lost to #3 South Carolina 54-57 H: 29-29

## 1968, Charlotte Coliseum (Charlotte, N.C.)

QF: #6 Maryland lost to #3 N.C. State 54-63 H: 25-29

## 1969, Charlotte Coliseum (Charlotte, N.C.)

QF: #7 Maryland lost to #2 South Carolina 71-92 H: 34-42

## 1970, Charlotte Coliseum (Charlotte, N.C.)

QF: #6 Maryland lost to #3 N.C. State 57-67 H: 31-29

## 1971, Greensboro Coliseum (Greensboro, N.C.)

QF: #7 Maryland lost to #2 South Carolina 63-71 H: 27-37

## 1972, Greensboro Coliseum (Greensboro, N.C.)

QF: #2 Maryland def. #7 Clemson 54-52 H: 22-28  
SF: #2 Maryland def. #4 Virginia 62-57 H: 38-33  
CH: #2 Maryland lost to #1 North Carolina 64-73 H: 29-41

## 1973, Greensboro Coliseum (Greensboro, N.C.)

QF: #3 Maryland def. #6 Clemson 77-61 H: 31-26  
SF: #3 Maryland def. #7 Wake Forest 73-65 H: 30-34  
CH: #3 Maryland lost to #1 N.C. State 74-76 H: 32-32

## 1974, Greensboro Coliseum (Greensboro, N.C.)

QF: #2 Maryland def. #7 Duke 85-66 H: 42-26  
SF: #2 Maryland def. #3 North Carolina 105-85 H: 50-34  
CH: #2 Maryland lost to #1 N.C. State 100-103 (ot)  
H: 55-50 R: 97-97

## 1975, Greensboro Coliseum (Greensboro, N.C.)

#1 Maryland, bye  
SF: #1 Maryland lost to #4 N.C. State 85-87 H: 42-49

## 1976, Capital Centre (Landover, Md.)

QF: #2 Maryland def. #7 Duke 80-78 (ot)  
H: 39-46 R: 74-74  
SF: #2 Maryland lost to #6 Virginia 65-73 H: 31-37

## 1977, Greensboro Coliseum (Greensboro, N.C.)

QF: #4 Maryland lost to #5 N.C. State 72-82 H: 35-49

## 1978, Greensboro Coliseum (Greensboro, N.C.)

QF: #6 Maryland def. #3 N.C. State 109-108 (3ot)  
H: 48-36 R: 84-84 1ot: 92-92 2ot: 98-98  
SF: #6 Maryland lost to #2 Duke 69-81 H: 31-37

## 1979, Greensboro Coliseum (Greensboro, N.C.)

QF: #4 Maryland def. #5 Clemson 75-67 H: 40-33  
SF: #4 Maryland lost to #1 North Carolina 79-102 H: 29-43

## 1980, Greensboro Coliseum (Greensboro, N.C.)

QF: #1 Maryland def. #8 Georgia Tech 51-49 (ot)  
H: 26-25 R: 43-43  
SF: #1 Maryland def. #4 Clemson 91-85 H: 56-40  
CH: #1 Maryland lost to #6 Duke 72-73 H: 37-33

## 1981, Capital Centre (Landover, Md.)

QF: #4 Maryland def. #5 Duke 56-53 H: 29-22  
SF: #4 Maryland def. #1 Virginia 85-62 H: 35-25  
CH: #4 Maryland lost to #2 North Carolina 60-61 H: 26-32

## 1982, Greensboro Coliseum (Greensboro, N.C.)

QF: #5 Maryland lost to #4 N.C. State 28-40 H: 11-13

## 1983, The Omni (Atlanta, Ga.)

QF: #3 Maryland lost to #6 Georgia Tech 58-64 (ot)  
H: 19-26 R: 52-52

## 1984, Greensboro Coliseum (Greensboro, N.C.)

QF: #2 Maryland def. #7 N.C. State 69-63 H: 34-31  
SF: #2 Maryland def. #3 Wake Forest 66-64 H: 33-20  
CH: #2 Maryland def. #4 Duke 74-62 H: 27-30

## 1985, The Omni (Atlanta, Ga.)

QF: #5 Maryland lost to #4 Duke 73-86 H: 37-43

## 1986, Greensboro Coliseum (Greensboro, N.C.)

QF: #6 Maryland def. #3 North Carolina 85-75 H: 28-34  
SF: #6 Maryland lost to #2 Georgia Tech 62-64 H: 34-31

## 1987, Capital Centre (Landover, Md.)

QF: #8 Maryland lost to #1 North Carolina 63-82 H: 33-37

## 1988, Greensboro Coliseum (Greensboro, N.C.)

QF: #5 Maryland def. #4 Georgia Tech 84-67 H: 43-29  
SF: #5 Maryland lost to #1 North Carolina 64-74 H: 29-35

## 1989, The Omni (Atlanta, Ga.)

QF: #8 Maryland def. #1 N.C. State 71-49 H: 32-31  
SF: #8 Maryland lost to #4 North Carolina 58-88 H: 14-38

## 1990, Charlotte Coliseum (Charlotte, N.C.)

QF: #7 Maryland lost to #2 Duke 84-104 H: 48-48

## 1992, Charlotte Coliseum (Charlotte, N.C.)

R1: #8 Maryland def. #9 Clemson 81-75 H: 36-39  
QF: #8 Maryland lost to #1 Duke 87-94 H: 44-49

## 1993, Charlotte Coliseum (Charlotte, N.C.)

R1: #8 Maryland def. #9 N.C. State 76-55 H: 31-26  
QF: #8 Maryland lost to #1 North Carolina 66-102 H: 34-51

## 1994, Charlotte Coliseum (Charlotte, N.C.)

QF: #5 Maryland lost to #4 Virginia 63-69 H: 23-21

## 1995, Greensboro Coliseum (Greensboro, N.C.)

QF: #3 Maryland def. #6 Florida State 71-64 H: 32-36  
SF: #3 Maryland lost to #2 No. Carolina 92-97 (ot)  
H: 36-43 R: 86-86

## 1996, Greensboro Coliseum (Greensboro, N.C.)

QF: #5 Maryland def. #4 Duke 82-69 H: 35-29  
SF: #5 Maryland lost to #1 Georgia Tech 79-84 H: 38-48

## 1997, Greensboro Coliseum (Greensboro, N.C.)

QF: #5 Maryland def. #4 Clemson 76-61 H: 31-25  
SF: #5 Maryland lost to #8 N.C. State 58-65 H: 25-20

## 1998, Greensboro Coliseum (Greensboro, N.C.)

QF: #3 Maryland def. #6 Georgia Tech 83-65 H: 43-33  
SF: #3 Maryland lost to #2 North Carolina 73-83 (ot)  
H: 30-26 R: 66-66

## 1999, Charlotte Coliseum (Charlotte, N.C.)

QF: #2 Maryland def. #8 Florida State 93-69 H: 42-30  
SF: #2 Maryland lost to #3 North Carolina 79-86 H: 34-40

## 2000, Charlotte Coliseum (Charlotte, N.C.)

QF: #2 Maryland def. #7 Florida State 82-61 H: 43-24  
SF: #2 Maryland def. #5 NC State 82-73 H: 36-37  
CH: #2 Maryland lost to #1 Duke 68-81 H: 36-37

## 2001, Georgia Dome (Atlanta, Ga.)

QF: #3 Maryland def. #6 Wake Forest 71-53 H: 31-26  
SF: #3 Maryland lost to #2 Duke 82-84 H: 45-42

## 2002, Charlotte Coliseum (Charlotte, N.C.)

QF: #1 Maryland def. #8 Florida State 85-69 H: 40-28  
SF: #1 Maryland lost to #4 NC State 82-86 H: 38-40

## 2003, Greensboro Coliseum (Greensboro, N.C.)

QF: #2 Maryland lost to #7 North Carolina 72-84 H: 40-36

## 2004, Greensboro Coliseum (Greensboro, N.C.)

QF: #6 Maryland def. #3 Wake Forest 87-86 H: 42-37  
SF: #6 Maryland def. #2 NC State 85-82 H: 26-45  
CH: #6 Maryland def. #1 Duke 95-87 (ot)  
H: 38-36 R: 77-77

## 2005, Verizon Center (Washington, D.C.)

R1: #8 Maryland lost to #9 Clemson 72-84 H: 36-39

## 2006, Greensboro Coliseum (Greensboro, N.C.)

R1: #6 Maryland def. #11 Georgia Tech 82-64 H: 42-27  
QF: #6 Maryland lost to #3 Boston College 66-80 H: 22-41

## 2007, St. Pete Times Forum (Tampa, Fla.)

R1: #5 Maryland lost to #12 Miami 62-67 H: 37-24

## 2008, Bobcats Arena (Charlotte, N.C.)

R1: #6 Maryland lost to #11 Boston College 68-71 H: 31-25

## 2009, Georgia Dome (Atlanta, Ga.)

R1: #7 Maryland def. #10 NC State 74-69 H: 29-29  
QF: #7 Maryland def. #2 Wake Forest 75-64 H: 36-31  
SF: #7 Maryland lost to #3 Duke 61-67 H: 30-32

## 2010, Greensboro Coliseum (Greensboro, N.C.)

QF: #2 Maryland lost to #7 Georgia Tech 64-69 H: 25-41

## 2011, Greensboro Coliseum (Greensboro, N.C.)

R1: #7 Maryland def. #10 NC State 75-67 H: 42-33  
QF: #7 Maryland lost to #2 Duke 71-87 H: 33-42

## 2012, Philips Arena (Atlanta, Ga.)

R1: #8 Maryland def. #9 Wake Forest 82-60 H: 36-31  
QF: #8 Maryland lost to #1 North Carolina 69-85 H: 26-36

## 2013, Greensboro Coliseum (Greensboro, N.C.)

R1: #7 Maryland def. #10 Wake Forest 75-62 H: 30-35  
QF: #7 Maryland def. #2 Duke 83-74 H: 34-26  
SF: #7 Maryland lost to #3 North Carolina 76-79 H: 32-37

## 2014, Greensboro Coliseum (Greensboro, N.C.)

R2: #8 Maryland lost to #9 Florida State 65-67 H: 34-32

# CONFERENCE TOURNAMENT

## ===== BIG TEN TOURNAMENT HISTORY =====

### 2015, United Center (Chicago, Ill.)

QF: #2 Maryland def. #6 Indiana 75-69 H: 42-40  
SF: #2 Maryland lost to #3 Michigan State 58-62 H: 33-25

### 2016, United Center (Indianapolis, Ind.)

QF: #3 Maryland def. #11 Nebraska 97-86 H: 54-37  
SF: #3 Maryland lost to #2 Michigan State 61-64 H: 28-23

### 2017, Verizon Center (Washington, D.C.)

QF: #3 Maryland lost to #6 Northwestern 64-72 H: 36-34

### 2018, Madison Square Garden (New York, N.Y.)

R2: #8 Maryland lost to #9 Wisconsin 54-59 H: 26-28

### 2019, United Center (Chicago, Ill.)

R2: #5 Maryland lost to #13 Nebraska 61-69 H: 20-32

### 2020, United Center (Chicago, Ill.)

*Canceled due to coronavirus pandemic; would have been #3 seed*

### 2021, Lucas Oil Stadium (Indianapolis, Ind.)

R2: #8 Maryland def. #9 Michigan State 68-57 H: 34-30  
QF: #8 Maryland lost to #1 Michigan 66-79 H: 38-40

### 2022, Gainbridge Field House (Indianapolis, Ind.)

R2: #10 Maryland lost to #7 Michigan State 72-76 H: 34-43

### 2023, United Center (Chicago, Ill.)

R2: #6 Maryland def. #14 Minnesota 70-54 H: 31-24  
QF: #6 Maryland lost to #3 Indiana 60-70 H: 34-32

### 2024, United Center (Chicago, Ill.)

R1: #12 Maryland def. #15 Rutgers 65-51 H: 36-22  
R2: #12 Maryland lost to #5 Wisconsin 56-87 H: 26-47

### 2025, Gainbridge Fieldhouse (Indianapolis, Ind.)

QF: #2 Maryland def. #7 Illinois 88-65 H: 57-31

H – Halftime Score; R – Regulation Score;

## Maryland's Individual Game Highs (All-Time)

Points: 38, Walt Williams vs. Clemson, 1992; Albert King vs. Clemson, 1980

B1G: 26, Jake Layman vs. Nebraska, 2016; **Rodney Rice vs. Illinois, 2025**

FG: 17, Albert King vs. Clemson, 1980

B1G: 11, Diamond Stone vs. Nebraska, 2016

FGA: 30, Will Hetzel vs. South Carolina, 1969; Bob Kessler vs. Duke, 1956

B1G: 17, Eric Ayala vs. Michigan State, 2022

FG%: .846, John Gilchrist (11-13) vs. NC State, 2004

B1G (min. 5 att.): .778, Darryl Morsell (7-9) vs. Michigan, 2021

3FG: 7, **Rodney Rice vs. Illinois, 2025**

B1G: 7, **Rodney Rice vs. Illinois, 2025**

3FGA: 12, Walt Williams vs. Clemson, 1992

B1G: 10, Eric Ayala vs. Michigan State, 2022

3FG%: 1.000, Keith Gatlin (6-6) vs. Georgia Tech, 1988; John Gilchrist (4-4) vs. Wake Forest, 2004

B1G: 1.000, Anthony Cowan (3-3) vs. Northwestern, 2017

FT: 13, Keith Booth vs. Clemson, 1997; John Johnson vs. NC State, 1989

B1G: 10, Eric Ayala, vs. Michigan State, 2021

FTA: 15, John Johnson vs. NC State, 1989

B1G: 11, Eric Ayala, vs. Michigan State, 2021; Jahmir Young, vs. Minnesota, 2023

FT%: 1.000, Bill Stasiulatis (12-12) vs. Wake Forest, 1961

B1G: 1.000, Eric Ayala (7-7) vs. Nebraska, 2019

Reb: 18, Larry Gibson vs. N.C. State 1978

B1G: 10, **Derik Queen vs. Illinois, 2025**

Ast: 11, Steve Blake vs. NC State, 2002; Steve Blake vs. Duke, 2001; Dutch Morley vs. Clemson, 1979

B1G: 9, **Ja'Kobi Gillespie vs. Illinois, 2025**

Blk: 5, James Gist vs. BC, 2008; Larry Gibson vs. NC State, 1978

B1G: 2 (7x), **Tafara Gapare vs. Illinois, 2025**; Julian Reese vs. Wisconsin, 2024; Julian Reese vs. Minnesota, 2023; Fatts Russell vs. Michigan State, 2022; Aaron Wiggins vs. Michigan State, 2021; Evan Smotrycz vs. Indiana, 2015; Jake Layman vs. Michigan State, 2015

Stl: 7, Walt Williams vs. North Carolina, 1989

B1G: 5, **Jordan Geronimo vs. Illinois, 2025**

## Conference Tournament Fast Facts

- To that point, The only time that four players on one team scored 20 or more points in an ACC Tournament game: John Lucas (24), Owen Brown (22), Mo Howard (20) and Tom McMillen (20) scored 86 of Maryland's 105 points in the Terps' 105-85 semifinal victory over UNC in 1974.
- The 2004 Maryland basketball team captured the ACC Title, winning the conference tournament for the third time in history and the first time since 1984. The Terrapins defeated No. 3 seed Wake Forest (87-86), No. 2 seed NC State (85-82) and No. 1 seed Duke (95-87 (OT) to mark the third time in ACC Tournament history that a team has knocked off the top three seeds.
- John Gilchrist was named the 2004 ACC Tournament MVP, becoming the first Terrapin to earn that distinction since Len Bias in 1984. He averaged 24.0 points, 6.3 assists, 5.3 rebounds and 2.0 steals across the three ACC tourney games, including a 30-point, seven-assist, four-rebound, four-steal performance in Maryland's comeback victory over NC State in the semifinal round.
- The 2020 Big Ten Tournament, in which the Terps earned a No. 3 seed and a double-bye, was canceled due to the coronavirus pandemic. Both first round games were played, before the tournament was officially canceled prior to the start of the second round.

## ACC TOURNAMENT HISTORY

### By Seeds

Seed (Yrs.-Last)	Record (Titles)
No. 1 (3 - 2002)	3-3
No. 2 (10 - 2010)	13-9 (1)
No. 3 (9 - 2001)	6-9
No. 4 (6 - 1981)	7-5 (1)
No. 5 (9 - 2007)	3-9
No. 6 (7 - 2008)	6-7 (1)
No. 7 (8 - 2013)	5-8
No. 8 (7 - 2014)	4-7

### By Round

Round	Record
Second Round	8-5
Quarterfinals	28-27
Semifinals	9-20
Championship	3-6
<b>TOTAL</b>	<b>47-57 (.400)</b>

Note: The ACC expanded to 15 teams in 2014, adding an additional round to the tournament. All "first round" games played before 2014 are listed under "second round" for record-keeping purposes.

### Championships

<b>1958 - Head Coach Bud Millikan</b>
In Raleigh, N.C. - Entered as #4 seed
Def. #5 Virginia, #1 Duke in OT, #3 North Carolina
<b>1984 - Head Coach Lefty Driesell</b>
In Greensboro, N.C. - Entered as #2 seed
Def. #7 NC State, #3 Wake Forest, #4 Duke
<b>2004- Head Coach Gary Williams</b>
In Greensboro, N.C. - Entered as #6 seed
Def. #3 Wake Forest, #2 NC State, #1 Duke in OT

### By Opponent

vs.	Record	Last	Str
Boston College	0-2	L, 68-71 (R1, 2008)	L2
Clemson	9-2	L, 72-84 (R1, 2005)	L1
Duke	8-11	W, 83-74 (QF, 2013)	W1
Florida State	4-1	L, 65-67 (R2, 2014)	L1
Georgia Tech	4-4	L, 64-69 (QF, 2010)	L1
Miami	0-1	L, 62-67 (R1, 2007)	L1
North Carolina	3-14	L, 76-79 (SF, 2013)	L10
NC State	8-11	W, 75-67 (R1, 2011)	W3
Virginia	4-4	L, 63-69 (QF, 1994)	L1
Virginia Tech	0-0	--	--
Wake Forest	7-3	W, 75-62 (R1, 2013)	W7
South Carolina	0-4	L, 63-71 (QF, 1971)	L4

## B1G TOURNAMENT HISTORY

### By Seeds

SEED	YRS.-LAST	RECORD
No. 1	-	0-0
No. 2	2 - 2025	2-1
No. 3	3 - 2020*	1-2
No. 4	-	0-0
No. 5	1 - 2019	0-1
No. 6	1 - 2023	1-1
No. 7	-	0-0
No. 8	2 - 2021	1-2
No. 9	-	-
No. 10	1 - 2022	0-1
No. 11	-	-
No. 12	1 - 2024	1-1
No. 13	-	-
No. 14	-	-

\* Cancelled due to COVID

### By Round

Round	Record
First Round	1-0
Second Round	2-4
Quarterfinals	3-3
Semifinals	0-2
Championship	0-0
<b>TOTAL</b>	<b>6-9 (.400)</b>

### By Opponent

vs.	Record	Last	Streak
Illinois	1-0	W, 88-65 (QF, 2025)	W1
Indiana	1-1	L, 70-60 (QF, 2023)	L1
Iowa	-	-	-
Michigan	0-1	L, 66-79 (QF, 2021)	L1
Michigan State	1-3	L, 72-76 (R2, 2022)	L1
Minnesota	1-0	W, 70-54 (QF, 2023)	W1
Nebraska	1-1	L, 61-69 (R2, 2019)	L1
Northwestern	0-1	L, 64-72 (R2, 2017)	L1
Ohio State	-	-	-
Penn State	-	-	-
Purdue	-	-	-
Rutgers	1-0	W, 65-51 (R1, 2024)	W1
Wisconsin	0-2	L, 56-87 (R2, 2024)	L2

## 2024-25 NUMERICAL ROSTER

No.	Name	Cl.	Pos.	Ht.	Wt.	Hometown / High School / Previous School	Instagram	Twitter
0	Ja'Kobi Gillespie	Jr.	G	6-1	186	Greeneville, Tenn. / Greeneville / Belmont	k0b1g	k0b1g
1	Rodney Rice	So.	G	6-4	198	Clinton, Md. / DeMatha Catholic / Virginia Tech	rodneyrice	rodneyrice
2	Jahari Long	5th	G	6-5	200	Houston, Texas / Episcopal / Seton Hall	jboogi	jahari2
4	Braden Pierce	R-Fr.	C	7-0	245	Woodstock, Ga. / River Ridge / IMG Academy (Fla.)	bradenpiercee	bradenpierce24
5	DeShawn Harris-Smith	So.	G	6-5	208	Woodbridge, Va. / Paul VI Catholic	thatdogdeshawn	dcincooo
6	Tafara Gapare	Jr.	F	6-9	215	Wellington, New Zealand / South Kent (Conn.) School / UMass / Georgia Tech	tafara.gapare	Tafara_Gapare5
7	Malachi Palmer	Fr.	G	6-6	212	Harrisburg, Pa. / Mt. Zion Prep (Md.)	malachipalmer	malachipalmerr
8	Jay Young	Grad.	G	6-2	180	Dallas, Texas / Garland / Grambling State / Baton Rouge CC / UCF / Memphis	jayyoung.1	JayhlonYoung
9	Selton Miguel	5th	G	6-4	217	Luanda, Angola / West Oaks Academy (Fla.) / Kansas State / South Florida	hollywood.sel	selton_miguel
10	Julian Reese	Sr.	F	6-9	252	Baltimore, Md. / St. Frances Academy	shifty_ju	reese10julian
13	Chance Stephens	R-So.	G	6-3	185	Riverside, Calif. / Riverside Polytechnic / Loyola Marymount	chance_the_sniper	sniperstephens3
22	Jordan Geronimo	5th	F	6-6	225	Newark, N.J. / St. Paul's School (N.H.) / Indiana	jordangeronimo22	jordangeronimo2
25	Derik Queen	Fr.	C	6-10	246	Baltimore, Md. / Montverde Academy (Fla.)	theederikqueen	derikqueen1
30	Lukas Sotell	So.	G	6-3	180	Stamford, Conn. / Stamford / Montverde Academy (Fla.)	lukassotell	LukasSotell
40	Ben Murphy	Sr.	G	6-1	210	Reisterstown Md. / Franklin / Howard Community College	benwmurphy	ben10murphy

**Head Coach:** Kevin Willard (Pittsburgh '97) 3rd season at Maryland / 18th season Overall

**Associate Head Coach:** David Cox (William & Mary '95), 3rd season

**Assistant Coach:** Kevin Norris (Miami '98), 1st season

**Assistant Coach:** Greg Manning, Jr. (Loyola '08), 7th season

**Director of Player Personnel/Assistant Coach:** Ricky Harris (Massachusetts '10), 2nd season

**Director of Player Development/Assistant Coach:** Brenton Petty (Fordham '18), 6th season

**Director of Basketball Operations:** Charlie Butler (Seton Hall '15), 3rd season

**Coordinator of Basketball Operations:** Chris Robinson (Maryland '19), 9th season

**Director of Basketball Performance:** Kyle Tarp (UC Davis '06), 15th season

**Athletic Trainer:** Matt Charvat, MA, ATC (Baldwin-Wallace '96), 24th season

### NUMBERS 6-9 MAKE THEIR RETURN

- ▶ For the first time since the 1947-48 season, several Terrapins will wear the numbers 6 (Tafara Gapare), 7 (Malachi Palmer), 8 (Jay Young), 9 (Selton Miguel).
- ▶ The numbers were previously not allowed to be worn because of referee hand signals when calling fouls. Double-digit numbers that also contained 6, 7, 8, and 9 were also not permitted. The NCAA changed the rule prior to the 2023-24 season.
- ▶ In 1947-48, Walt Pritchard wore 6, Ron Siegrist wore 7, J.P. Young wore 8, and Spencer Wright wore 9 as the last known players to don the two-handed digits.

## 2024-25 ALPHABETICAL ROSTER

No.	Name	Cl.	Pos.	Ht.	Wt.	Hometown / High School / Previous School	Instagram	Twitter
6	Tafara Gapare	Jr.	F	6-9	215	Wellington, New Zealand / South Kent (Conn.) School / UMass / Georgia Tech	tafara.gapare	Tafara_Gapare5
22	Jordan Geronimo	5th	F	6-6	225	Newark, N.J. / St. Paul's School (N.H.) / Indiana	jordangeronimo22	jordangeronimo2
0	Ja'Kobi Gillespie	Jr.	G	6-1	186	Greeneville, Tenn. / Greeneville / Belmont	k0b1g	k0b1g
5	DeShawn Harris-Smith	So.	G	6-5	208	Woodbridge, Va. / Paul VI Catholic	thatdogdeshawn	dcincooo
2	Jahari Long	5th	G	6-5	200	Houston, Texas / Episcopal / Seton Hall	jboogi	jahari2
9	Selton Miguel	5th	G	6-4	217	Luanda, Angola / West Oaks Academy (Fla.) / Kansas State / South Florida	hollywood.sel	selton_miguel
40	Ben Murphy	Sr.	G	6-1	210	Reisterstown Md. / Franklin / Howard Community College	benwmurphy	ben10murphy
7	Malachi Palmer	Fr.	G	6-6	212	Harrisburg, Pa. / Mt. Zion Prep (Md.)	malachipalmer	malachipalmerr
4	Braden Pierce	R-Fr.	C	7-0	245	Woodstock, Ga. / River Ridge / IMG Academy (Fla.)	bradenpiercee	bradenpierce24
25	Derik Queen	Fr.	C	6-10	246	Baltimore, Md. / Montverde Academy (Fla.)	theederikqueen	derikqueen1
10	Julian Reese	Sr.	F	6-9	252	Baltimore, Md. / St. Frances Academy	shifty_ju	reese10julian
1	Rodney Rice	So.	G	6-4	198	Clinton, Md. / DeMatha Catholic / Virginia Tech	rodneyrice	rodneyrice
30	Lukas Sotell	So.	G	6-3	180	Stamford, Conn. / Stamford / Montverde Academy (Fla.)	lukassotell	LukasSotell
13	Chance Stephens	R-So.	G	6-3	185	Riverside, Calif. / Riverside Polytechnic / Loyola Marymount	chance_the_sniper	sniperstephens3
8	Jay Young	Grad.	G	6-2	180	Dallas, Texas / Garland / Grambling State / Baton Rouge CC / UCF / Memphis	jayyoung.1	JayhlonYoung

### PRONUNCIATIONS

#2 Jahari Long	jah-har-ee
#5 DeShawn Harris-Smith	day-shawn
#6 Tafara Gapare	tuh-FAR-uh guh-PAR-ee
#40 Lukas Sotell	so-TELL

### QUICK FACTS

<b>Location</b>	College Park, Md.
<b>Conference</b>	Big Ten
<b>Enrollment</b>	40,709
<b>Founded</b>	1856
<b>Colors</b>	Red, White, Black, Gold
<b>Nickname</b>	Terrapins, Terps
<b>Arena (Capacity)</b>	XFINITY Center (17,950)
<b>President</b>	Dr. Darryll J. Pines (California '86)
<b>Athletics Director</b>	Damon Evans (Georgia '92)
<b>2023-24 Overall Record</b>	16-17
<b>2023-24 Big Ten Record</b>	7-13 (12th)
<b>2024 Big Ten Tournament Finish</b>	2nd Round
<b>Postseason Finish</b>	---

<b>First Year of Basketball:</b>	1910-11
<b>Overall All-Time Record:</b>	1,690-1,146 (.595) / 106th Year
<b>NCAA Tournament Appearances/Last:</b>	30 / 2023
<b>National Championships:</b>	1 (2002)
<b>NCAA Final Fours:</b>	2 (2001, 2002)
<b>NCAA Elite Eights:</b>	4 (1973, 1975, 2001, 2002)
<b>NCAA Sweet 16:</b>	14
	(1958, 1973, 1975, 1980, 1984, 1985, 1994, 1995, 1998, 1999, 2001, 2002, 2003, 2016)
<b>Conference Championships:</b>	11
	Tournament (4) — 1931, 1958, 1984, 2004;
	Regular Season (7) — T-1932, 1975, 1980, T-1995, 2002, T-2010, T-2020)

## TERPS IN A (NUT)SHELL

- ▶ Maryland has won eight of its last nine games (12 of last 14), has eight Quad 1 victories, and has five top-25 wins on its resume for the season. The Terps are ranked No. 11 in the NCAA NET, No. 11 in the Kenpom ratings, No. 9 in the Torvik ranking, No. 13 on EvanMiya.com, and No. 14 on the ESPN BPI.
- ▶ Maryland's seven losses this year have come by an average of 3.9 points (27 total points). Three have come against teams that were ranked in the top 10 of the AP Poll and six of the seven were on the road. Two of those losses were by shots that beat the final buzzer (Northwestern in OT, Michigan State), while a third was on a banked three pointer with seven seconds remaining (Ohio State).
- ▶ Maryland is averaging 81.7 points and are outscoring opponents by 15.2 points per game. Maryland has been bolstered by fast starts averaging 40.5 points in the first half of games. That ranks fourth nationally and is the best average for a Big Ten team over the last 15 seasons.
- ▶ Maryland is one of four major conference programs with all five starters scoring double-figures while starting at least 50 percent of the team's games. Joining the Terps are Arizona State, Kentucky and Michigan. The Terps' starting five, *known as "The Crab Five" on social media*, consists of: Derik Queen (15.8), Ja'Kobi Gillespie (14.8), Rodney Rice (14.1), Julian Reese (13.1), and Selton Miguel (11.8). They are also the team's five leading scorers with a combined scoring average of 69.6, the highest among all major conference programs.

## BIG CONFERENCE RUN FOR TERPS

- ▶ Maryland's 14 conference wins this year were tied as its second most in program history.
- ▶ In 2014-15 the Terps posted a 14-4 record in their first season as Big Ten members and followed that in 2019-20 with a 14-6 record.
- ▶ The most league wins for a single season came in 2001-02 when Maryland was 15-1 in the ACC en route to winning the National Championship.

## WILLARD CLOSING IN ON BEST COACHING SEASON

- ▶ With 25 wins this season, head coach Kevin Willard matches the most for a single season in his career.
- ▶ In 2015-16, he led Seton Hall to a 25-9 overall record as the Pirates won the Big East Championship.
- ▶ The 14 league wins for Willard mark the most of his career. He had 13 at Seton Hall in 2019-20 for his previous high mark.
- ▶ In his first three seasons at Maryland, he has 63 overall wins and 32 Big Ten wins. That marks the best opening three-year win total for any coach in Maryland history. His 32 league wins are tied for the most in an opening three-year stretch with Bud Millikan (1951-53).

## Maryland Coaching Win Totals - First Three Years

Year	Coach	Overall Wins	Conf. Wins
1923-26	H. Burton Shipley	31	11
1947-50	Flucie Stewart	27	22
1950-53	Bud Millikan	44	32
1969-72	Left Driesell	54	18
1986-89	Bob Wade	36	7
1989-92	Gary Williams	49	16
2022-25	Kevin Willard	63	32

## HISTORIC SHOOTING SEASON

- ▶ The Terps are having one of their best three-point shooting seasons after struggling from beyond the arc last year.

## Team Single-Season 3-Point Field Goals Made

1.	272	2016-17
2.	267	2015-16
3.	262	2024-25
4.	258	2014-15
5.	253	2020-21

- ▶ Individually, a trio of Terps are currently among the top 12 for made three pointers in a single season at Maryland.

## Individual Single-Season 3-Point Field Goals Made

1.	92	Juan Dixon (36 games)	2001-02
2.	91	Terrell Stoglin (32 games)	2011-12
3.	89	Walt Williams (29 games)	1991-92
4.	81	Mike Jones (34 games)	2006-07
5.	78	Ja'Kobi Gillespie (32 games)	2024-25
6.	74	Eric Ayala (31 games)	2021-22
7.	73	Rodney Rice (32 games)	2024-25
	73	Drew Nicholas (31 games)	2002-03
	73	Kevin Huerter (32 games)	2017-18
10.	70	Anthony Cowan (34 games)	2018-19
11.	69	Greivis Vasquez (33 games)	2009-10
12.	67	Selton Miguel (32 games)	2024-25
13.	66	Greivis Vasquez (35 games)	2008-09

## QUEEN AMONG ALL-TIME TERP FRESHMEN ELITE

- ▶ En route to earning Big Ten Freshman of the Year and All-Big Ten First Team honors, Derik Queen has put up some elite-level stats among all-time Maryland freshmen.

## Maryland Freshman Records - Total Points

1.	582	Joe Smith	1993-94
2.	568	Melo Trimble	2014-15
3.	507	Derik Queen	2024-25
4.	442	Adrian Branch	1981-82
5.	436	Diamond Stone	2015-16

## Maryland Freshman Records - Total Rebounds

1.	323	Buck Williams	1978-79
2.	322	Joe Smith	1993-94
3.	294	Derik Queen	2024-25
4.	284	Jordan Williams	2009-10
5.	241	Derrick Lewis	1984-85

## Maryland Freshman Records - Field Goals

1.	190	John Lucas	1972-73
2.	181	Derik Queen	2024-25
3.	168	Joe Smith	1993-94
4.	167	Diamond Stone	2015-16

## DOUBLE-DOUBLE FACTORY

- ▶ The combo of Julian Reese and Derik Queen have proven to be one of the best big men combos in the country. The pair have a combined 28 double-doubles on the year - the most for any duo among Power Conference programs. Reese's 14 double-doubles, just one shy of his career high set last season, lead the Big Ten and are 12th-most nationally. Queen also has 14 on the year which are the most nationally among all freshmen.
- ▶ For the year, the pair also lead Power Conference teams with the most combined double-doubles in the same game (6).

## CONFERENCE HONOR HISTORY

- ▶ Derik Queen and Julian Reese became two of the notable Terps in the program's individual conference honors history.
- ▶ Queen became the first Terp since Melo Trimble in 2014-15 to earn All-Big Ten First Team honors.
- ▶ He is also just the second Terp to earn a major player award from the Big Ten joining Wiggins who was the 2019-20 Sixth Man of the Year.
- ▶ Queen is the program's third-ever Rookie/Freshman of the Year joining the elite company of Buck Williams (1978-79) and Joe Smith (1993-94).
- ▶ This marked the third-consecutive season for Reese to be a member of the All-Big Ten Honorable Mention Team. Reese joins Melo Trimble and Anthony Cowan, Jr., as the only Terps in the Big Ten era to earn an all-conference honor three times during a career.
- ▶ Overall, Reese is the 16th player in program history to earn all-conference honors three times.

## Maryland Conference Freshmen of the Year

1978-79	Buck Williams
1993-94	Joe Smith
2024-25	Derik Queen

## Maryland Three-Time All-Conference Honorees

Len Elmore	1972 (2nd), 1973 (1st), 1974 (1st)
Tom McMillen	1972 (1st), 1973 (1st), 1974 (2nd)
John Lucas	1974 (1st), 1975 (1st), 1976 (1st)
Johnny Rhodes	1994 (HM), 1995 (3rd), 1996 (2nd)
Exree Hipp	1994 (HM), 1995 (HM), 1996 (HM)
Duane Simpkins	1994 (HM), 1995 (HM), 1996 (HM)
Keith Booth	1995 (HM), 1996 (3rd), 1997 (1st)
Laron Profit	1997 (HM), 1998 (3rd), 1999 (3rd)
Terence Morris	1999 (1st), 2000 (3rd), 2001 (3rd)
Juan Dixon	2000 (1st), 2001 (1st), 2002 (1st)
Lonny Baxter	2000 (1st), 2001 (2nd), 2002 (2nd)
Steve Blake	2000 (HM), 2001 (HM), 2002 (3rd), 2003 (1st)
Greivis Vasquez	2008 (2nd), 2009 (2nd), 2010 (1st)
Melo Trimble	2015 (1st/2nd), 2016 (2nd), 2017 (1st)
Anthony Cowan Jr.	2018 (3rd), 2019 (2nd), 2020 (1st/2nd)
Julian Reese	2023 (HM), 2024 (HM), 2025 (HM)

## BIG NUMBERS

**1,430/982** - Career points and rebounds for Julian Reese (130 games). 3rd all-time at Maryland in rebounds. On pace to be 2nd player to eclipse 1,000 career rebounds.

**69.6** - Combined scoring average for Maryland's starting five: Gillespie, Rice, Miguel, Reese, and Queen. Highest total for a starting five in the nation.

**40.4** - Combined 3-point FG percentage for Ja'Kobi Gillespie, Selton Miguel, and Rodney Rice (218-540 3FG). The 218 made threes are the most for any trio in the Big Ten this year.

**28** - Combined double-doubles for Julian Reese (14) and Derik Queen (14).

**3rd** - Derik Queen's current rank for most points (507) and rebounds (294) by a freshman in Maryland history.

**2nd** - Maryland alum Duane Simpkins led American University to the 2025 Patriot League Championship title and a berth to the NCAA Tournament in just his second season leading the Eagles. American defeated Navy, 74-52, in the title game on Wednesday, March 12.

# MARYLAND VS. MICHIGAN SERIES HISTORY

## LAST TIME THEY MET - MARCH 5, 2025

ANN ARBOR, MI - No. 13 Maryland men's basketball continued its recent success on the road, defeating No. 17 Michigan, 71-65, at Crisler Center on Wednesday. Maryland, No. 13 in the NCAA NET, improved to 23-7 overall and 13-6 in Big Ten play. The Terps have won six of their last seven and 10 of their last 12 games. Since Jan. 10, the Terps are 12-3.

This was Maryland's seventh Quad 1 win and its fourth over a ranked team this season. The win was also Maryland's fifth true road win of the season - marking the most since also having five in 2019-20. Maryland, now in a tie for third place in the Big Ten, will continue its push for Big Ten Tournament seeding on Saturday in the regular-season finale against Northwestern at XFINITY Center.

The Terps used a 19-4 run that lasted over seven minutes in the first half to take control and lead 28-18 — the first double-digit advantage for the Terps. Selton Miguel scored 10 points during the run as Maryland used it to hold Michigan to a season-low 22 first-half points and remain in control for the rest of the contest. The Wolverines cut the deficit to two points at two separate points in the second half, but the Terps forced several turnovers and held Michigan scoreless for over five minutes down the stretch to hold on.

The Crab Five accounted for 67 of Maryland's 71 points, led by Rodney Rice's 19 points. He scored 13 of his points in the second half, as he often scored in key situations to halt runs by Michigan as they made a push to chip away at its deficit.

Miguel tallied precisely 17 points for the fifth time in the last seven games. The fifth-year guard shot 7-of-13 from the floor, including 3-for-7 from three. He added four steals. Maryland had 12 steals as a team.

Freshman Derik Queen scored 17 points, grabbed 12 rebounds and collected two steals. He posted his 12th double-double of the season. It's the most double-doubles for a Maryland freshman since Joe Smith had 20 in 1993-94. Four of Queen's double-doubles have occurred against ranked opponents, the most by any freshman in the nation.

Julian Reese battled foul trouble, scoring six points, grabbing four rebounds, blocking two shots and collecting three steals. However, he eclipsed the 1,400 career points and became one of just five players in program history to reach 1,400 points and 900 rebounds in a career. The senior big man also moved inside the top 25 on the program's all-time leading scorers list.

Maryland boasted glaring advantages in points off turnovers (21-9), second-chance points (17-9) and steals (12-4). The Terps forced 16 turnovers while committing just eight.

Michigan (22-8, 14-5 Big Ten) was led by Vladislav Goldin (20 points and 13 rebounds) and Danny Wolf (20 points and seven rebounds).



Official Basketball Box Score - Final

**Maryland at Michigan**

03/05/25 Crisler Center, Ann Arbor

2024-25 Men's Basketball

Game Time: 6:30 PM

Game Duration: 1:53

Attendance: 11,477

Officials: Terry Oglesby, Jason Phillips, Kelly Pfeifer

Maryland - 71

Record: 23-7 (13-6)

NO.	Name	Min	FG	3P	FT	Rebounds	Fouls	TP	AS	TO	ST	Blocks	+/-
			M-A	M-A	M-A	OR DR TOT	PF FD					BS BA	
9	Selton Miguel	F 34:23	7-13	3-7	0-0	2 0 2	2 2	17	1	1	4	0 0	15
10	Julian Reese	F 24:35	2-7	0-0	2-2	0 4 4	4 1	6	1	3	3	2 0	-10
25	Derik Queen	C 37:55	5-13	0-0	7-11	4 8 12	1 9	17	1	1	2	1 0	5
0	Ja'Kobi Gillespie	G 39:02	2-11	2-8	2-2	2 5 7	2 1	8	5	2	1	0 0	5
1	Rodney Rice	G 37:38	6-14	4-9	3-4	0 2 2	0 4	19	1	1	1	0 0	3
5	DeShawn Harris-Smith	03:59	0-1	0-0	0-0	0 2 2	0 0	0	0	0	0	0 0	-6
8	Jayhlon Young	04:59	0-1	0-0	0-0	1 0 1	2 0	0	0	0	0	0 0	2
22	Jordan Geronimo	16:06	2-3	0-1	0-0	0 3 3	1 1	4	0	0	1	1 0	13
6	Tafara Gapare	01:23	0-0	0-0	0-0	0 0 0	0 0	0	0	0	0	0 0	3
Team						2 2 4		0					
<b>Totals</b>			24-63	9-25	14-19	11 26 37	12 18	71	9	8	12	4 0	6

Technical Fouls: NONE

Shooting By Period			
1st FG%	13-35	37.1%	
3PT%	5-12	41.7%	
FT%	2-2	100%	
2nd FG%	11-28	39.3%	
3PT%	4-13	30.8%	
FT%	12-17	70.6%	
GM FG%	24-63	38.1%	
3PT%	9-25	36.0%	
FT%	14-19	73.7%	

Dead Ball Rebounds: 3, 0

Michigan - 65

Record: 22-8 (14-5)

NO.	Name	Min	FG	3P	FT	Rebounds	Fouls	TP	AS	TO	ST	Blocks	+/-
			M-A	M-A	M-A	OR DR TOT	PF FD					BS BA	
1	Danny Wolf	F 29:10	9-13	2-3	0-3	2 6 8	3 2	20	4	5	0	0 0	3
50	Vladislav Goldin	C 35:46	8-17	0-1	4-4	4 11 15	2 3	20	3	3	0	0 1	-3
3	Tre Donaldson	G 35:46	4-10	2-3	0-0	0 3 3	0 2	10	6	3	2	0 1	1
4	Nimari Burnett	G 30:31	3-8	2-6	0-0	0 6 6	4 1	8	1	2	1	0 1	1
11	Roddy Gayle Jr.	G 16:56	1-3	0-1	0-0	1 2 3	3 1	2	0	1	0	0 0	-7
15	Rubin Jones	17:18	0-2	0-2	0-0	0 0 0	2 0	0	2	2	0	0 0	-1
2	L.J. Cason	10:41	1-4	0-2	0-0	0 0 0	1 1	2	0	0	0	0 0	-9
42	Will Tschetter	19:03	1-5	1-2	0-0	2 2 4	2 2	3	0	0	0	0 1	-10
10	Justin Pippen	04:49	0-0	0-0	0-0	0 0 0	1 0	0	0	0	1	0 0	-5
Team						0 0 0		0					
<b>Totals</b>			27-62	7-20	4-7	9 30 39	18 12	65	16	16	4	0 4	-6

Technical Fouls: NONE

Shooting By Period			
1st FG%	10-32	31.3%	
3PT%	2-9	22.2%	
FT%	0-0	0%	
2nd FG%	17-30	56.7%	
3PT%	5-11	45.5%	
FT%	4-7	57.1%	
GM FG%	27-62	43.5%	
3PT%	7-20	35.0%	
FT%	4-7	57.1%	

Dead Ball Rebounds: 3, 0

# SERIES RECORD

## MICHIGAN LEADS 13-10

Date	Location	W/L	Score
1-4-1927	A	L	25-39
12-18-33	H	W	29-25
12-17-37	H	L	26-43
3-25-94	N <sup>1</sup>	L	71-78
12-2-00	N <sup>2</sup>	W	82-51
12-3-08	H <sup>3</sup>	W	75-70
2-28-15	H	W	66-56
1-12-16	A	L	67-70
2-21-16	H	W	86-82
1-7-17	A	W	71-70
1-15-18	A	L	67-68
2-24-18	H	L	61-85
2-16-19	A	L	52-65
3-3-19	H	L	62-69
3-8-20	H	W	83-70
12-31-20	H	L	73-84
1-19-21	A	L	63-87
3-12-21	N <sup>4</sup>	L	66-79
1-18-22	A	L	64-83
1-1-23	A	L	46-81
1-19-23	H	W	64-58
1-11-24	H	W	64-57
3-5-25	A	W	71-65

1-NCAA Tournament at Dallas, Texas (Reunion Arena); 2-BB&T Classic at Washington, D.C. (MCI Center); 3-ACC/Big Ten Challenge at College Park, Md.; 4-Big Ten Tournament at Indianapolis (Lucas Oil Stadium)

## SERIES PROFILE

Terps at Home:	7-4
Terps at Cole Field House:	0-0
Terps at XFINITY Center:	6-3
Terps on the Road:	2-7
Terps at Neutral Site:	1-2
Terps since 2014-15:	7-10
Last 10 Games:	4-6
Current Streak:	Maryland won 3
Longest UMD Win Streak:	3 (2X)
Longest MICH Win Streak:	5
Largest Win Margin:	31 (82-51 on 12/2/2000)
Largest Loss Margin:	35 (46-81 on 1/1/2023)
Most UMD Points Scored:	86 (86-82 on 2/21/16)
Most MICH Points Scored:	87 (87-63 on 1-19-21)

## SERIES NOTES

- ▶ Maryland hit 13 3-pointers in the 12/31/20 meeting which are tied as the 3rd most for a single game in program history.
- ▶ Donta Scott's 5-for-5 three-point shooting effort in the 12/31/20 game is an XFINITY Center record.



## TERRAPIN TEAM NOTES (CONT.)

### QUEEN IS THE TRUTH

- ▶ Derik Queen arrived in College Park as one of the most heralded recruits in program history and has lived up to the hype early in the season. From starting his career with a 20/20 double-double to scoring a career-high 29 points against Rutgers in front of 47 NBA Scouts, Queen has shown he is one of the best in the country.
- ▶ Queen leads Maryland in scoring at 15.8 points per game and is second with 9.2 rebounds per game.

Category	National Rank	Big Ten Rank	Total
Points	196	12	488
Points Per Game	201	13	15.7
Rebounds	27	3	284
Rebounds Per Game	29	3	9.2
Double Doubles	18	2	13
Field Goal Percentage	69	5	52.6
Field Goals	158	10	174
Blocks	214	12	32

### WE'RE LOVIN' IT

- ▶ Before coming to Maryland, Queen was a McDonald's All-American and consensus five-star recruit. He was named Co-MVP of the McDonald's All-America Game after scoring 23 points, while adding eight rebounds, five assists, three steals, and two blocks. He was the first Terp since Adrian Branch to earn MVP honors.
- ▶ Queen was the second-highest recruit (No. 12 nationally) to sign with the Terps between five-stars Diamond Stone (No. 8, 2015) and Jalen Smith (No. 15, 2018).

### TAKING THE SHOW ON THE ROAD

- ▶ Since 1996-97, Derik Queen's career-high 26-point performance at No. 8 Purdue marked the most points scored by a Maryland freshman in a true road game since Terrell Stoglin and Justin Jackson each scored 28 points in 2011 and 2017, respectively.

RK	PLAYER	OPPONENT	DATE	PTS
1	Justin Jackson	at Minnesota	1/28/17	28
2	Terrell Stoglin	at North Carolina	2/27/11	28
3	<b>Derik Queen</b>	<b>at No. 8 Purdue</b>	<b>12/4/24</b>	<b>26</b>
4	<b>Derik Queen</b>	<b>at No. 11 Illinois</b>	<b>1/23/25</b>	<b>25</b>
	Terrell Stoglin	at Virginia Tech	2/15/11	25

### MARQUEE ROOKIES

- ▶ Derik Queen is part of an exceptional class of 2024-25 freshmen. Queen is one two DI players ranking in the top two on his team in points, total rebounds, assists, steals and blocks. The other is Duke's Cooper Flagg.
- ▶ Queen is on pace to be the second Maryland player (Aaron Wiggins) this century to finish top two in each of those categories in a single season.

RK	PLAYER	TEAM	POS	GM	RPG	PPG
1	Tre Johnson	Texas	G	29	3.2	20.2
2	Cooper Flagg	Duke	F	31	7.6	19.4
3	Blake Harper	Howard	G	31	6.3	19.3
4	Dylan Harper	Rutgers	G	28	4.5	19.2
5	Adrian Wooley	Kennesaw St.	G	31	5.2	18.5
6	Airious Bailey	Rutgers	G	29	7.2	17.6
7	Layne Taylor	Central Ark.	G	20	3.6	17.4
8	Jeremiah Fears	Oklahoma	G	31	4.1	16.3
9	<b>Derik Queen</b>	<b>Maryland</b>	<b>C</b>	<b>31</b>	<b>9.2</b>	<b>15.7</b>
10	Mister Dean	USC Upstate	G	31	5.5	15.7

### MARYLAND ROOKIE 20-POINT GAMES

- ▶ Since 1993-94, the most 20-point games among Maryland freshmen was 15 by Joe Smith in 1993-94. Through 32 games, Derik Queen has 10 to match Melo Trimble for the second-most in that time span.

RK	PLAYER	FR. YEAR	20-PT GAMES
1	Joe Smith	1993-94	15
2	Melo Trimble	2014-15	10
3	<b>Derik Queen</b>	<b>2024-25</b>	<b>10</b>
4	Terrell Stoglin	2010-11	4
5	Bruno Fernando	2017-18	3
	Diamond Stone	2015-16	3
7	Justin Jackson	2016-17	2
	Jalen Smith	2018-19	2

### FIVE-TIME BIG TEN FRESHMAN OF THE WEEK

- ▶ Derik Queen became the first Terp to be name Big Ten Freshman of the Week five times in a season after earning the weekly accolade for the fifth time after the Nebraska/Iowa games.
- ▶ After the wins over Canisius and Villanova, Queen was named the Big Ten Freshman of the Week becoming the first Terp honored since Jalen Smith in 2018-19.
- ▶ Queen matched Smith's 2018-19 season with his third honor after the road wins at No. 17 Illinois and at Indiana where he averaged 16.0 points and 8.5 rebounds.
- ▶ Joe Smith has the most conference Freshman of the Week honors after picking up six in 1993-94.
- ▶ All told, only 10 players in program history have been named a conference Freshman of the Week three-or-more times during a season.

### QUEEN HAS REMARKABLE DEBUT FOR TERPS

- ▶ It was an impressive collegiate debut for Derik Queen as the freshman scored 22 points (9-of-16 FG) and hauled in 20 rebounds in the season-opener against Manhattan posting the first 20/20 double-double for the Terps since Joe Smith (31 pts, 21 reb) against Texas in 1995.
- ▶ Derik Queen was just the second player in college basketball to post a 20-20 game in his freshman debut since 1996-97. He joined Kansas State's Michael Beasley in 2007 (32 points and 24 rebounds).
- ▶ He's the first Maryland player to post a 20-20 game since Joe Smith had 31 points and 21 rebounds against Texas in the 1995 NCAA Tournament.
- ▶ Queen was the first freshman in college basketball with a 20-20 game since Jalen Duran had 21 points and 20 rebounds for Memphis vs. UCF on March 11, 2022.
- ▶ Queen was the first Big Ten freshman with a 20-20 game in any game since at least 2008-09.
- ▶ Queen's 22 points were the most by a Maryland freshman in his debut game since Joe Smith had 26 vs. Georgetown in 1993.
- ▶ Queen's 20 rebounds were the most for any Maryland player in any game since Joe Smith had 21 vs. Texas in the 1995 NCAA Tournament.
- ▶ Queen's 20 rebounds were the most by a Maryland player in his Terrapin debut.
- ▶ Queen's 20 rebounds were the most by a Maryland freshman in a game since Joe Smith had 20 vs. Florida State in 1994.
- ▶ Queen's 20 rebounds were the most by any freshman in his first game since at least 2005-06 and most by any Big Ten freshman in a debut since at least 1996-97.

## TOP SCORING TERP ROOKIES

- ▶ Derik Queen leads the team lead in scoring at 15.7 points per game. That average is third among Maryland freshmen dating back to 1947-48. Notable is that 18 (\*) of the top 26 freshmen scorers in program history were selected in the NBA draft.

RK	PLAYER	SEASON	POS	PTS	PTS/G
1	Joe Smith*	1993-94	C	582	19.4
2	Melo Trimble	2014-15	G	568	16.2
3	<b>Derik Queen</b>	<b>2024-25</b>	<b>C</b>	<b>507</b>	<b>15.8</b>
4	Adrian Branch*	1981-82	G	442	15.2
5	Jerrod Mustaf*	1988-89	F	371	14.3
6	Steve Hood	1986-87	G	369	14.2
7	John Lucas, Jr.*	1972-73	G	425	14.2
8	Johnny Rhodes	1992-93	G	392	14.0
9	Albert King*	1977-78	G	381	13.6
10	Brad Davis*	1974-75	G	364	12.6
11	Brian Williams*	1987-88	C	363	12.5
12	Diamond Stone	2015-16	C	436	12.5
13	Greg Manning*	1977-78	G	338	12.1
14	Larry Gibson*	1975-76	C	188	11.8
15	Jalen Smith*	2018-19	F	386	11.7
16	Terrell Stoglin	2010-11	G	376	11.4
17	Exree Hipp	1992-93	F	316	11.3
18	Keith Booth*	1993-94	F	324	10.8
19	Justin Jackson*	2016-17	F	347	10.5
20	Anthony Cowan	2016-17	G	340	10.3
21	Bruno Fernando*	2017-18	F	308	10.3
22	Buck Williams*	1978-79	F	300	10.0
23	Jo Jo Hunter*	1976-77	G	269	10.0
24	Greivis Vasquez*	2006-07	G	334	9.8
25	Jordan Williams*	2009-10	F	316	9.6
26	Kevin Huerter*	2016-17	G	307	9.3

### MARYLAND ROOKIE DOUBLE-DOUBLES

- ▶ Queen has 14 double-doubles on the season - the most of any freshman nationally. Since 1993-94, he is one of just 13 Terps to post a double-double during their rookie seasons. He had Maryland's first-ever double-double in a Big Ten Tournament game (19 pts, 10 reb vs. Illinois).

RK	PLAYER	FR. YEAR	DOUBLE-DOUBLES
1	Joe Smith	1993-94	20
2	<b>Derik Queen</b>	<b>2024-25</b>	<b>14</b>
3	Jordan Williams	2009-10	8
	Jalen Smith	2018-19	5
5	Diamond Stone	2015-16	4
6	Charles Mitchell	2012-13	3
	Bruno Fernando	2017-18	3

### QUEEN GOES OFF AGAINST RUTGERS

- ▶ With a 29-point, 15-rebound, 5-assist statline vs. Rutgers, Queen became the first freshman in the nation since 2002 to produce 25-15-5 in a single game.
- ▶ He was also one of just three players of any class in the Big Ten to do have such a game since 2008.
- ▶ Queen's performance came in front of 47 NBA Scouts & Executives representing 23 franchises.

#### DI Freshmen With 25 pts/15 reb/5 ast Since 1996-97

PLAYER	OPP	Date	PTS	REB	AST
Eddie Griffin, Seton Hall	St. Peter's	11/27/00	26	21	5
Michael Haney, E. Kentucky	IPFW	1/15/02	29	15	6
<b>Derik Queen, Maryland</b>	<b>Rutgers</b>	<b>2/9/25</b>	<b>29</b>	<b>15</b>	<b>5</b>

#### Big Ten Players (Any) With 25 pts/15 reb/5 ast Since 1996-97

PLAYER	OPP	Date	PTS	REB	AST
Joel Przybilla, Minnesota	Iowa	1/12/00	28	18	5
Manny Harris, Michigan	NCCU	12/29/08	29	16	7
<b>Derik Queen, Maryland</b>	<b>Rutgers</b>	<b>2/9/25</b>	<b>29</b>	<b>15</b>	<b>5</b>

## TERRAPIN TEAM NOTES (CONT.)

### JUJU BEAST

- ▶ Julian Reese entered the 2024-25 campaign as one of the top post players in the Big Ten and nationally. Last season, he earned All-Big Ten Honorable Mention honors as a junior after being named to the Preseason All-Big Ten Team and to the Karl Malone Power Forward of the Year Award Watch List.
- ▶ Reese posted 15 double-doubles last season which were the ninth most nationally and stood second in the Big Ten during the regular season.
- ▶ This season, he has 14 double-doubles which leads the Big Ten and ranks 12th nationally.
- ▶ All-time, Reese has the fifth-most double-doubles for any Terp (36).

### MARYLAND CAREER DOUBLE-DOUBLES

Rk	Player	Pos	Total
1	Tom McMillen	1972-74	46
2	Len Elmore	1972-74	44
3	Buck Williams	1979-81	41
4	Joe Smith	1994-95	38
5	<b>Julian Reese</b>	<b>2021-pr.</b>	<b>36</b>
6	Jordan Williams	2010-11	33
	Lonny Baxter	1999-02	33

### 1400 POINT / 900 REBOUND CLUB

- ▶ Julian Reese is one of five players in program history to post over 1,400 career points and 900 career rebounds.
- ▶ Reese is also closing in on one of Maryland's most rare career accomplishments as he is looking to become just the second player to post 1,000 career rebounds joining Len Elmore.

Player	Games	Pts	Reb	Years
Lonny Baxter	138	1858	998	1998-02
Keith Booth	126	1776	916	1993-97
Terence Morris	136	1733	925	1997-01
Derrick Lewis	127	1458	948	1984-88
<b>Julian Reese</b>	<b>130</b>	<b>1430</b>	<b>982</b>	<b>2021-pr.</b>

### REESE SHOWING VETERAN IMPACT

- ▶ Despite having a talented group of high-scoring guards and the addition of Derik Queen to the front court, Julian Reese has nearly matched his career-high totals from last season. Even more impressive is that Reese has been hitting these marks playing 3.8 fewer minutes per game than last year.
- ▶ Additionally, his 3.1 offensive rebounds per game leads the Big Ten and are the most for a Maryland player since James Padgett averaged 3.3 in 2011-12.

### REESE CAREER SNAPSHOT

Year	Pts/GM	Reb/GM	BLK	STL	Double-Doubles
2021-22	5.7	4.4	23	14	0
2022-23	11.4	7.2	42	27	7
2023-24	13.7	9.5	60	32	15
2024-25	13.1	9.1	50	34	14

### REESE IN THE MARYLAND RECORD BOOK

Stat	Rank	Total
Career Field Goal %	7th	.557 (539-968)
Season Field Goal %	3rd	.632 (2022-23)
Career Rebounds	3rd	982
Season Rebounds	16th	303 (2023-24)
Career Blocked Shots	8th	175
Season Blocked Shots	19th	60 (2023-24)

### RARE DOUBLE-DOUBLE SEASON

- ▶ Julian Reese nearly averaged a double-double last season as a junior. If he does so in 2024-25, he would become just the fifth Terp since 1992-93 to average a double-double for a season. Overall, in that span, it has happened five times with Joe Smith doing so during both the 1993-94 and 1994-95 seasons.

Rk	Player	Year	Reb	Avg	Pts	Avg
1	Jalen Smith	2019-20	326	10.5	479	15.5
2	Bruno Fernando	2018-19	362	10.6	462	13.6
3	Jordan Williams	2010-11	388	11.8	557	16.9
4	Joe Smith	1994-95	362	10.6	708	20.8
5	Joe Smith	1993-94	321	10.7	582	19.4

### DOUBLE TROUBLE

- ▶ The Twin Towers of Derik Queen and Julian Reese have already proven to be a tough handle for the opposition. The pair have combined for 17 20-point games (10 for Queen) and 34 double-digit rebound games (18 for Reese) to lead the Terps.
- ▶ The duo also have 28 double-doubles (14 each) on the year as well including Queen's amazing 22 points, 20 rebounds in his collegiate debut.
- ▶ The pair have combined for 927 points (35.5 percent of Maryland's total season points) and 586 rebounds (49.7 percent of Maryland's total season rebounds).

### BIG DUO ON THE GLASS

- ▶ Julian Reese and Derik Queen are the top rebounding duo in the Big Ten this season.

Rk	Team	Avg	Players
1	<b>Maryland</b>	<b>18.3</b>	<b>D. Queen (9.2) &amp; J. Reese (9.1)</b>
2	Michigan	16.6	D. Wolf (9.8) & V. Goldin (6.8)
3	Indiana	14.7	O. Ballo (9.1) & M. Reneau (5.6)
4	Illinois	14.2	T. Ivisic (7.6) & M. Johnson Jr. (6.6)
5	Indiana	13.6	O. Ballo (9.1) & M. Mgbako (4.5)

### SPREADING THE WEALTH

- ▶ Through 32 games this season, Maryland has had five different players score 20-plus points in a single game. Overall, the Terps have had 31 20-point efforts.
- ▶ The most for a season dating back to 1996-97 has been six different players in 2004-05 - Nik Caner-Medley (10), John Gilchrist (6), Chris McCray (5), Travis Garrison (2), Ekene Ibekwe (1), Mike Jones (1).
- ▶ The highest total of 20-point games overall in that span was 35 individual efforts in 1999-00 - Juan Dixon (13), Lonny Baxter (10), Terence Morris (10), Danny Miller (1), Drew Nicholas (1).
- ▶ This season, Derik Queen (10), Julian Reese (7), Ja'Kobi Gillespie (6), Rodney Rice (6), and Selton Miguel (2) have each had 20-point efforts.
- ▶ This season's total number of different players to reach 20 points in a game equals the most since five different players also did so during the 2015-16 season.
- ▶ Last year, only three players hit 20 points in a game: Jahmir Young (18), Julian Reese (4), Donta Scott (1)
- ▶ Queen's 10 20-point games are the second-most this year among Big Ten freshmen. Dylan Harper of Rutgers leads all rookies with 15 20-point games in 2024-25.

## 2024-25 RECORD WHEN ...

Overall	25-7
In B1G Games	14-6
In Non-conference Games	11-1
At Home	17-2
Away	5-5
Neutral Sites	3-0
Day Games	9-2
Night Games	16-5
vs. Top 5 opponents	0-0
vs. Top 10 opponents	0-4
vs. Top 25 opponents	5-4
vs. unranked opponents	20-3
Leading at halftime	21-6
Trailing at halftime	4-1
Tied at halftime	0-0
Overtime	0-0
Shooting .500 or better	9-1
Shooting .451 to .499	7-2
Shooting .400 to .450	7-2
Shooting below .400	2-2
Opponent shooting .500 or better	0-1
Opponent shooting .451 to .499	4-4
Opponent shooting .400 to .450	12-1
Opponent shooting below .400	9-1
Higher FG% than opponent	22-1
Lower FG% than opponent	3-6
More 3-point FGs	20-1
Fewer 3-point FGs	4-4
Making more free throws	18-4
Making fewer free throws	5-3
Outrebounding opponent	15-3
Outrebounded by opponent	10-4
More turnovers than opponent	5-5
Fewer turnovers than opponent	19-2
Scoring more bench points	7-0
Scoring fewer bench points	18-7
Games decided by 3 or fewer	3-3
Games decided by 4 to 8	5-4
Games decided by 9 to 12	1-0
Games decided by 13 to 19	4-0
Games decided by 20 or more	12-0
Player scores 30+ points	0-0
Player scores 20+ points	21-6
Terps score under 60 points	0-1
Terps score 60-69 points	2-1
Terps score 70-79 points	8-5
Terps score 80-89 points	8-0
Terps score 90-99 points	4-0
Terps score 80+ points	14-0
Terps score 90+ points	6-0
Terps score 100+ points	3-0
Opp. player scores 30+ points	1-1
Opp. player scores 20+ points	12-6
Opponents score under 60 points	7-1
Opponents score 60-69 points	10-0
Opponents score 70-79 points	7-4
Opponents score 80-89 points	1-2
Opponents score 90-99 points	0-0
Opponents score over 100 points	0-0

## TERRAPIN TEAM NOTES (CONT.)

### NO RUST ON THE HOT ROD

- ▶ After not playing in a collegiate basketball game for 600 days prior to the Manhattan game, Rodney Rice certainly shook off the rust at the start of the season.
- ▶ The sophomore guard had a breakout game against Mount St. Mary's with 28 total points on 10-of-14 shooting. He had 26 points in the first half alone making him the first Big Ten player since Luke Garza had 27 first half points at Michigan on Dec. 6, 2019. The last Terp to have 26-or-more points in any half was Jahmir Young last season at Northwestern (1/17/24) when he posted 28 in the second.
- ▶ Rice made his first start in the win over Canisius and is currently third on the team in scoring at 14.1 points per game. He has the second-most triples (73) on the team while hitting at a 38.2 percent clip.
- ▶ Rice hit the game-winning three-pointer at Indiana with 7.5 seconds remaining - part of his game-high 23 points and career-high five three-pointers made in the game.

### GILLESPIE'S AN INSTANT IMPACT

- ▶ Since joining the Terps, Ja'Kobi Gillespie has scored in double figures in 26 of his 32 games played.
- ▶ Against No. 22 UCLA, Gillespie set a season-high with 27 points going 4-of-8 from deep and 9-of-9 from the charity stripe. He also had four assists and a season-high four steals in the win.
- ▶ Against No. 15 Marquette, Gillespie had 24 points going 10-of-17 from the floor and 4-of-9 from three-point range. That total was just two shy of matching his career-high of 26 points scored against Southern Illinois (2/14/24) when he was at Belmont.
- ▶ Gillespie leads the team with 155 total assists (4.8 per game) giving him 367 for his career. He set a new career-high with 11 in the win over Syracuse as part of his first career double-double (17 pts). The 11 assists were the most by a Maryland player in a game since Melo Trimble had 12 against North Carolina (12/2/15).
- ▶ His 4.8 assists per game ranks sixth in the B1G.
- ▶ Gillespie now has 1,210 career points between Belmont and Maryland through 89 total career games played. He scored his 1,000th career point on a buzzer-beating three-pointer before halftime of the Nebraska (1/19) win.
- ▶ A highly-touted football prospect while in high school, Gillespie received offers from ACC and SEC programs on the gridiron. As a wide receiver, defensive back, and special teams returner, he pulled off a touchdown trifecta with a receiving touchdown, a pick-six, and a punt return in a single-game.

### SHARING IS CARING

- ▶ Maryland is sharing the ball significantly better than a season ago averaging 14.6 assists per game, which is just under four more per game than in 2023-24. That is currently on pace to be the highest assist average since 2010-11 (16.9).
- ▶ Maryland has 10 games with at least 17 helpers, including three with 25+ assists. In the previous three seasons combined, Maryland did not have a single game with 25 assists. This is the 1st time since 2010-11 that they have had three games of at least 25 assists in the same season.

Maryland Assist Numbers	2023-24	2024-25
Assists Per Game	10.9	14.6
Assist Rate	47.0	49.8
Assists/Turnovers	0.93	1.41

### SELTON SETTLING IN NICELY

- ▶ As the season progresses, Selton Miguel continues to grow more confident playing in his third collegiate system (Kansas State/South Florida). He is currently the fifth-leading scorer on the team at 11.8 points per game.
- ▶ Miguel had back-to-back 24-point games in the Saint Francis and Syracuse wins to mark his season-high scoring total. In those two games he was 10-of-15 beyond the arc including 6-of-9 against Syracuse.
- ▶ Miguel is the third-leading three-point shooter on the team with 67 on the year at a 41.6 percent mark.
- ▶ For his career, he is the third active Terp to have over 1,000 points alongside Julian Reese and Ja'Kobi Gillespie. Currently, Miguel has 1,568 points through a team-high 150 games.
- ▶ Miguel and his brother, Rifen, run a charitable foundation in their home country of Angola. The aim of the M3M Foundation is to provide children with support, resources, and opportunities, especially through sports events, donations, and scholarships, which can help them pursue their dreams and reach their full potential.
- ▶ The foundation includes initiatives such as sports programs, training camps, equipment donations, and infrastructure development aimed at empowering youth, enhancing community cohesion, and creating pathways for personal and social development.

### SELTON MIGUEL, BRUNO FERNANDO REUNITE

- ▶ Over the summer, newcomer Selton Miguel and fellow Angolan (and Terp favorite) Bruno Fernando reunited as part of the Angolan National Team which played in the FIBA Olympic Qualifying Tournament in Madrid.
- ▶ Miguel averaged 7.0 points, 2.0 rebounds, and 2.0 assists in two games for Angola during the tournament. Against Spain, he scored 11 points while adding three rebounds and three assists.
- ▶ Miguel was the only college player and the youngest on the Angolan team. It was also his first year with the national team after playing with the senior team at the FIBA Olympic Qualifying Tournament in 2021.

### SEVEN OF A KIND

- ▶ In the win over Canisius, seven Terps scored in double-figures, led by Julian Reese's 20 points. It was the first time since Dec. 23, 1995, that Maryland had that many players score 10 or more. Selton Miguel (15 points), Rodney Rice (13 points), Jay Young (12 points), Derik Queen (10 points), Ja'Kobi Gillespie (10 points) and Malachi Palmer (10 points).
- ▶ The last time seven players reached double figures came against Towson on Dec. 23, 1995: Joe Smith (25), Johnny Rhodes (19), Sarunas Jasikevicius (18), Exree Hipp (16), Wayne Bristol (12), Keith Booth (11), Mario Lucas (10), Duane Simpkins (10).

## ADVANCED STATS

### TOP TERPS +/- FOR 2024-25

##	PLAYER	PF	PA	+/-
01	RICE, RODNEY	2048	1617	431
00	GILLESPIE, JA'KOBI	2110	1697	413
25	QUEEN, DERIK	1999	1598	401
10	REESE, JULIAN	1816	1481	335
09	MIGUEL, SELTON	1851	1540	311
07	PALMER, MALACHI	382	261	121
05	HARRIS-SMITH, DESHAWN	934	829	105
08	YOUNG, JAYHLON	622	524	98
06	GAPARE, TAFARA	612	519	93
22	GERONIMO, JORDAN	487	417	70
40	MURPHY, BEN	34	18	16

## 2024-25 TEAM RANKINGS

Category	UMD	Nat / B1G
Points Per Game	81.5	25 / 3
Scoring Defense	66.6	41 / 2
Assists Per Game	14.5	120 / 14
Assist/TO Ratio	1.36	68 / 8
Blocks Per Game	4.5	44 / 3
Steals Per Game	7.8	78 / 3
Turnovers Per Game	10.6	70 / 5
FG Percentage	47.5	48 / 6
3FG Percentage	37.0	45 / 4
FT Percentage	75.4	62 / 6
Rebound Margin	4.6	48 / 3

## WILLARD'S FULL COURT PRESS

- ▶ Prior to the 2023-24 season, head coach Kevin Willard became the newest Maryland coach to receive an ice cream flavor from the UMD Dairy. The name for the ice cream, as selected in an online fan vote, will be Willard's Full Court Press.
- ▶ Coach Willard's ice cream is made up of blackberry, peanut butter cups, banana and vanilla.
- ▶ Select Maryland head coaches enjoy the unique perk of having their own custom ice cream flavor created in their honor. While not every coach has one, there is no hard-and-fast rule on who gets one, success of the program does play a role.
- ▶ Current head coaches who have their own flavor include Mike Locksley (Pop, #LockedIn, Drop It), women's basketball head coach Brenda Frese (Brenda's Peanut butter Frese), women's lacrosse head coach Cathy Reese (Cathy Reese's Victory Swirl), men's soccer head coach Sasho Cirovski (Sasho's Crew Crunch), and field hockey head coach Missy Meharg (Terpresso).
- ▶ The ice creams are created by University Dining Services' Executive Pastry Chef Jeff Russo for the Maryland Dairy. Housed in the student union, the Dairy uses milk from local cows along with the specialized ingredients for each head coach. The first coach-inspired variation actually began in 2004 with Ralph Friedgen (vanilla, fudge, brownies, chocolate-covered cashews).

## TERRAPIN TEAM NOTES (CONT.)

### HIGH SCORING OFFENSE TO START THE YEAR

- ▶ Through 32 games of the year, Maryland is averaging 81.7 points per game which would be it's best season scoring average since 2001-02 (85.0 ppg). For an entire season, Maryland has only averaged over 80 points three other times since 2000-01.

### ANNUAL SCORING AVERAGE

Rk.	Points/Game	Total Points	Year
1	89.9	2,607	1974-75
2	88.2	2,469	1975-76
3	87.1	2,613	1972-73
4	86.6	2,946	1994-95
5	85.7	2,400	1973-74
6	85.2	3,067	2000-01
7	85.0	3,060	2001-02
8	84.5	2,873	1998-99
9	83.2	2,747	1989-90
10	82.2	2,303	1977-78
11	81.9	2,620	2004-05
12	81.7	2,615	2024-25
13	81.3	2,440	1995-96
14	81.0	2,350	1991-92
16	80.2	2,245	1990-91
17	80.0	2,481	1979-80
18	80.0	2,399	1993-94

### SCORING OFFENSE IMPROVEMENT

- ▶ Maryland boasts a retooled offense this season that is averaging +12.7 more points per game than last season. The Terps finished the 2023-24 season averaging 69.0 points per game.
- ▶ That margin of improvement is tops in the Big Ten this year and ranked fifth overall nationally.

### LARGEST IMPROVEMENT IN POINTS PER GAME (BIG TEN)

Rk	Team	2023-24	2024-25	Difference
1.	Maryland	69.0	81.7	+12.7
2.	Rutgers	65.4	76.6	+11.2
3.	UCLA	66.0	74.9	+8.9
4.	Wisconsin	74.7	80.8	+6.1
5.	Michigan	72.9	78.8	+5.9

### HITTING FROM DEEP

- ▶ Maryland's shooting from three-point range this season is on a pace that has not yet been seen in program history. They are averaging 8.2 threes per game, which is on track to be the best single season average in school history.
- ▶ It's also a significant improvement from last season, when Maryland made just 6.1 3's per game.
- ▶ The Terps current 37.4 three-point percentage is also the best in a single season since 2017-18 and is just over eight percent better than in 2023-24.

### SHOOTING IMPROVEMENT

MARYLAND 3-POINT SHOOTING	2023-24	2024-25
3PT%	28.9	37.4
3PTM/GAME	6.1	8.2
3PTA/GAME	21.1	21.9
% OF FGA THAT ARE 3PTA	37.5	35.6

### TERPS AMONG NATION'S BEST IN "KILL SHOTS"

- ▶ Maryland is tied for seventh nationally in 10-0 runs - a statistic that EvanMiya.com terms a 'Kill Shot'. The Terps have 31 total 10-0 or better runs this year which has already surpassed last year's total (16) and 2022-23 (27).

Year	Kill Shots	NCAA Rank	Kill Shots Allowed
2022-23	27	T-11th	11
2023-24	16	T-108	16
2024-25	31	T-6th	9

### ONE OF THE BEST STARTING FIVES NATIONALLY

- ▶ Maryland's starting five (*dubbed The Crab Five on social media*) of Julian Reese, Derik Queen, Ja'Kobi Gillespie, Rodney Rice, and Selton Miguel are one of the best in the country. This season, the group have all scored in double figures in seven games the most of any power conference teams (Kentucky has 5).
- ▶ In the win at Nebraska, the group scored all 83 of Maryland's points in the game. Among power conference teams, that was the highest for any starting five behind Marquette (85 at DePaul, 1/14/25) and ahead of Providence (81 at Butler, 2/8/25).
- ▶ Dating back to 1996-97, that was the largest total number of points scored in a game by just the starting five for Maryland. In that span, only four other times did all five starters account for all the scoring. The previous high in that stretch was 76 against Clemson (3/7/97) by Obinna Ekezie (20), Keith Booth (19), Terrell Stokes (17), Sarunas Jasikevicius (14), and Laron Profit (6).

### TURNING DEFENSE INTO OFFENSE

- ▶ The combined 47 forced turnovers by Maryland in the two games between Mount St. Mary's (25) and Florida A&M (22) - were the most in consecutive games since forcing 49 from Nov. 8-10, 2010.
- ▶ The Terps had 27 steals in those two games for their most in a two-game span since recording 27 between two games on Nov. 13-17, 2009
- ▶ Defensively, Maryland has been able to convert opponent turnovers into a whopping 566-357 advantage in points off turnovers through 31 games.

### MARYLAND'S TOP POINTS OFF TURNOVERS BY GAME

Rank	Team	UMD	Opponent
1	Canisius	39	11
2	Saint Francis	33	4
3	Florida A&M	31	5
4	#17 Illinois	27	4
	Mount St. Mary's	27	4
5	UCLA	26	20

### DEFENSE ONE OF THE BEST IN THE NATION

- ▶ The Terps were the top defensive unit in the Big Ten last season allowing 65.9 points per game which ranked 23rd nationally. *That marked the first time since 1973-74 for the Terps to lead their conference scoring defense.*
- ▶ Maryland ranked 14th-best nationally for defensive efficiency according to KenPom.com. The Terps also ranked 20th in effective field goal percentage.
- ▶ Maryland held six opponents under 60 points last year including a season-low 46 scored by Rutgers.
- ▶ The last season giving up fewer than 63 points was 1981-82 (58.8) - a year before the ACC used the three-point line and three before the shot clock (1985-86).

### MARYLAND'S BEST DEFENSES SINCE 1980

Rank	Year	Opponent PPG
1	1981-82	58.8
2	2014-15	63.4
3	2022-23	63.5
4	2012-13	64.0
5	2019-20	64.5
6	1984-85	64.9
7	1966-67	65.1
8	2018-19	65.5
9	2020-21	65.6
10	1985-86	65.6
11	1971-72	65.8
12	2023-24	65.9
13	1998-99	66.4
14	2024-25	66.6

### TERPS DEFENSE BY THE NUMBERS

#### Most Turnovers Forced Per Game by B1G Teams This Season

Rk	Team	Opp TO
1	UCLA	15.3
2	Maryland	14.2
3	Penn State	14.1
4	Northwestern	13.5
5	Iowa	13.0

#### Best Defensive Turnover % by Power Conf. Teams This Season

Rk	Team	Opp TO
1	UCLA	24.6
2	Marquette	23.4
3	Houston	23.0
4	Mississippi	23.0
5	Vanderbilt	22.4
6	Iowa State	22.1
7	St. John's	21.9
8	Penn State	21.8
9	Missouri	21.6
10	Maryland	21.4

#### Most Points Off Turnovers Per Game Power Conf. Teams

Rk	Team	Opponent
1	Iowa State	20.0
2	Vanderbilt	18.7
3	UCLA	18.2
4	Marquette	18.1
5	Missouri	18.0
6	St. John's	17.7
	Maryland	17.7

## FATHER/SON COACHING DUOS

- Kevin Willard is one of 14 current head coaches who also had fathers who were also Division I head coaches.

Son	Wins	Father	Wins
Brian Barone, SIUE	86	Tony Barone, Sr.	178
Jeff Capel III, Pitt	289	Jeff Capel II	138
Bryce Drew, Grand Canyon	281	Homer Drew	370
Scott Drew, Baylor	484	Homer Drew	370
Brian Dutcher, San Diego St.	198	Jim Dutcher	190
Chris Gerlufsen, San Fran.	75	Rob Gerlufsen	55
John Griffin III, Bucknell	32	John Griffin II	145
Kevin Kruger, UNLV	75	Lon Kruger	674
Phil Martelli Jr., Bryant	41	Phil Martelli	444
Dan Monson, Eastern Wash.	455	Don Monson	216
Eric Musselman, USC	236	Bill Musselman	104
Ryan Odom, VCU	198	Dave Odom	405
Richard Pitino, New Mexico	245	Rick Pitino	881
<b>Kevin Willard, Maryland</b>	<b>333</b>	<b>Ralph Willard</b>	<b>336</b>

## WILLARD HITS 300 CAREER WINS

- Last season, Willard captured his 300th career win thanks to a 69-60 road victory at UCLA on Dec. 22, 2023. That made him the fifth active coach in the Big Ten to hit that mark before the additions this year of the West Coast four. Rutgers' Steve Pikiell did so last year in his 18th overall season meaning Willard did so a year faster.
- Oregon's Dana Altman now has the most career wins of any B1G coach, while UCLA's Mick Cronin also joined the list of league coaches with 300-or-more career wins.
- Willard also joined his father, Ralph Willard, who won 336 games between his time at Western Kentucky, Pittsburgh, and Holy Cross.

## ACTIVE BIG TEN COACHES WITH 300 CAREER WINS

Coach	Wins	Years
Dana Altman	778	36th
Tom Izzo	733	30th
Fran McCaffery	547	29th
Mick Cronin	502	22nd
Matt Painter	493	21st
Steve Pikiell	339	20th
<b>Kevin Willard</b>	<b>333</b>	<b>18th</b>

## FIRST FIRST-YEAR TERP COACH TO HIT 20 WINS

- Kevin Willard's first season at Maryland had many notable firsts - The first coach to start 8-0 in his first season; The first coach to be nationally ranked in his first season; The first coach in Big Ten history to win first seven games by at least 15 points. Added to that is the first coach in Maryland history to reach 20 wins in their inaugural season as well.

Maryland Coach	First Season	Record
H. Burton Shipley	1923-24	5-7
Flucie Stewart	1947-48	11-14
Bud Millikan	1950-51	16-11
Frank Fellows	1967-68	8-16
Lefty Driesell	1969-70	13-13
Bob Wade	1986-87	9-17
Gary Williams	1989-90	19-14
Mark Turgeon	2011-12	17-15
<b>Kevin Willard</b>	<b>2022-23</b>	<b>22-13</b>

## WILLARD AMONG NATION'S BEST FOR QUAD 1 WINS

- Head coach Kevin Willard ranks among the top active coaches for Quad 1 wins since 2018-19. Among Big Ten coaches, he is sixth overall. He has 12 since taking over at Maryland with three in 2022-23, two in 2023-24, and seven in 2024-25. Last season, Maryland had Quad 1 wins at No. 10 Illinois and at Iowa.

## HEAD COACH

HEAD COACH	QUAD 1 WINS
Bill Self	76
Scott Drew	67
Matt Painter	62
Rick Barnes	58
Tom Izzo	58
Kelvin Sampson	55
Nate Oats	52
John Calipari	51
Mark Few	50
Greg Gard	50
Shaka Smart	50
Bruce Pearl	48
Brad Underwood	48
Chris Beard	47
Dan Hurley	46
Greg McDermott	45
Mick Cronin	41
T.J. Otzelberger	41
<b>Kevin Willard</b>	<b>40</b>
Dana Altman	37
Jamie Dixon	35

## HOME COOKIN'

- Maryland is 329-77 (.813) all-time at the XFINITY Center including 44-9 (.830) under Kevin Willard. Under Willard, the Terps have six home Top-25 victories highlighted by the 2022-23 win over No. 3 Purdue.
- The Terps have won 22 consecutive against unranked non-conference foes at home. The last time Maryland lost to an unranked non-conference opponent was Dec. 1, 2021 against Virginia Tech in the ACC/Big Ten Challenge.
- Maryland won a program-record 14 consecutive Big Ten conference games at XFINITY, including all 10 games in 2022-23 and the final three of 2021-22.
- Maryland's 16-1 home record in 2022-23 was the best since 2019-20. The 16 wins in 2022-23 and 17 in 2024-25 are the eighth and ninth times overall to win 16-or-more at home. In both 2012-13 and 2014-15, the Terps won 18 games at home going 18-3 and 18-1.

Season	Overall Record	Pct.	Home Record	Pct.
2014-15	28-7	.800	18-1	.947
2015-16	27-9	.750	16-1	.941
2016-17	24-9	.727	13-5	.722
2017-18	19-13	.594	15-3	.833
2018-19	23-11	.676	15-3	.833
2019-20	24-7	.774	16-1	.941
2020-21	17-14	.548	11-6	.647
2021-22	15-17	.469	10-8	.556
2022-23	22-13	.629	16-1	.941
2023-24	16-17	.485	11-6	.647
<b>2024-25</b>	<b>25-7</b>	<b>.781</b>	<b>17-2</b>	<b>.895</b>

## MOST CONFERENCE WINS THROUGH THREE SEASONS BY MARYLAND COACHES

Coach	Conf. Wins	Years
Bud Millikan	32	1951-53
<b>Kevin Willard</b>	<b>32</b>	<b>2023-pr.</b>
Mark Turgeon	23	2012-14
Flucie Stewart	22	1948-50

## ALL AROUND HOOPS SUCCESS

- This season, Maryland is one of three power conference schools that both the men's and women's programs each have 20 wins this season. Alabama and Duke are the other two schools.
- Maryland is one of 10 schools in the nation this season to rank in the Top 25 in average attendance in both men's and women's basketball this season. Arizona, Indiana, Iowa State, Louisville, Nebraska, NC State, Purdue, Tennessee and UConn are the others.
- Maryland was one of 26 schools in 2022-23 year to have teams in both NCAA Tournaments.
- Maryland is one of five schools in history to win men's and women's NCAA Championships, along with Baylor, Connecticut, North Carolina and Stanford.
- Maryland and Stanford are the only schools to win the national championship in men's basketball, women's basketball and football.

## MARYLAND ONE OF THE TOP PRODUCERS OF 1,000 POINT SCORERS

- After Julian Reese hit 1,000 career points last season, Maryland's 61 all-time 1,000-point scorers are tied for 8th-most among all schools. Reese became the 61st 1,000-point scorer for Maryland last year after scoring 12 against Rutgers in the Big Ten Tournament.

## MOST 1,000-POINT SCORERS BY SCHOOL

School	No.
North Carolina	81
Louisville	69
Duke	68
Notre Dame	67
Villanova	67
Kansas	66
Syracuse	65
Kentucky	61
<b>Maryland</b>	<b>61</b>
Ohio State	60
UCLA	60

## FRATERNITY OF GREATNESS

- One of Willard's early initiatives at Maryland has been to reconnect and embrace the tradition of excellence. As part of that alumni outreach, he has dubbed those in the Terp family as the "Fraternity of Greatness".
- Within the team hallway, alumni now have a wall-outline of the state to sign with the message "A Lasting Legacy". Additionally, custom-made shirts are provided to alumni and current team-members only with the "Fraternity of Greatness" slogan.
- Prior to the 2022-23 season's start, the Terps hosted an alumni dinner with over 30 former players in attendance.

## TERRAPIN TEAM NOTES (CONT.)

### TERPS IN THE PROS

- ▶ Maryland currently has four players on NBA rosters: Kevin Huerter (Chicago), Alex Len (L.A. Lakers), Jalen Smith (Chicago), and Aaron Wiggins (Oklahoma City). Bruno Fernando started the season with Toronto, but is now a member of Real Madrid in Spain.
- ▶ Huerter was in his third season as a member of the Sacramento Kings before being traded to Chicago in February. Last season, Huerter averaged 10.2 points a game with 3.5 rebounds, and 2.6 assists. Huerter shot 44.3-percent from the field last season, while also shooting 36.1-percent from the bonus sphere Huerter played in 64 games during the 2023-24 season for Sacramento, while also making 59 starts.
- ▶ Len completed his 11th NBA season last year averaging 2.5 points and 2.7 rebounds in 48 games. Len had a 61.7 field-goal percentage in the 2023-24, the highest of his career. He was traded to Chicago in February 2025.
- ▶ Smith was a key figure for Indiana in his fifth NBA season where he averaged 9.9 points per game and 5.5 rebounds. Smith shot a career-high 42.4% from the three-point line, while also shooting for a career-high field-goal percentage of 59.2%. Smith heads into his first season with the Bulls after joining them in free agency during the off-season.
- ▶ Wiggins played a career-high 78 games for the Thunder in his third NBA season. He averaged 6.9 points and 2.4 rebounds in 15.7 minutes per game. Wiggins also featured prominently for the Thunder in the postseason, playing in all 10 of their play-off games last season. Wiggins averaged 6.2 points and 3.2 rebounds during the postseason for the Thunder.

### TERPS IN THE NBA DRAFT

- ▶ Maryland has produced 62 all-time NBA Draft picks including 13 top 10 picks and 20 in the first round.
- ▶ Maryland has produced 67 all-time NBA draftees including 13 top-10 selections. Both John Lucas (1976) and Joe Smith (1995) were No. 1 picks.

### FIRST-ROUND DRAFT PICKS

Player, Team	Year	Number
Gene Shue, Philadelphia	1954	3
Al Bunge, Philadelphia	1960	7
Tom McMillen, L.A. Lakers	1974	9
Len Elmore, Washington	1974	13
John Lucas, Houston	1976	1
Brad Davis, L.A. Lakers	1977	15
Buck Williams, New Jersey	1981	3
Albert King, New Jersey	1981	10
Len Bias, Boston	1986	2
Jerrold Mustaf, New York	1990	17
Walt Williams, Sacramento	1992	7
Joe Smith, Golden State	1995	1
Keith Booth, Chicago	1997	28
Steve Francis, Vancouver	1999	2
Chris Wilcox, L.A. Clippers	2002	8
Juan Dixon, Washington	2002	17
Greivis Vasquez, Memphis	2010	28
Alex Len, Phoenix	2013	5
Kevin Huerter, Atlanta	2018	19
Jalen Smith, Phoenix	2020	10

### JAHMIR WAS FEARED

- ▶ **2023-24 Honors:** 2024 Portsmouth Invitational All-Tournament Team, NABC All-District 7 First Team, All-Big Ten First Team (Media), Associated Press All-Big Ten Second Team, All-Big Ten Second Team (Coaches), Big Ten Sportsmanship Award.
- ▶ Finished the year averaging 20.4 points per game which ranked third in the Big Ten and 29th nationally ... 2,626 career points were second-most among all active NCAA players ... Posted a career-best 652 points this year which ranks 12th all-time for a single-season at Maryland ... Just the fifth player in Maryland history to reach 1,000 points in two seasons and the third fastest to do so needing just 57 games.
- ▶ 20.4 points per game last year is tied for 11th in a single-season for program history, while his 18.0 point per game average over his two years is 5th-best all-time at Maryland for a career ... Became just the sixth player in the NCAA since 2006 to score 1,000 points at two different institutions ... Concluded his Maryland career with 1,205 points which is 37th all-time in program history.

### GREAT SCOTT!!!

- ▶ Donta Scott averaged 11.2 points and 4.7 rebounds last season for the Terps en route to earning All-Big Ten Honorable Mention honors. He became one of just five players in program history to surpass 1,500 career points and 800 career rebounds.
- ▶ He finished his career ranked 14th all-time in scoring with 1,690 points and tied for eighth with 859 career rebounds. He holds the program's all-time records for games played (162), games started (146), and minutes played (4,770), while also ranking fourth in made three pointers (211).
- ▶ Scott was a 2023 All-Big Ten Honorable Mention selection and was twice on the Karl Malone Power Forward of the Year Watch List (2021-22, 2022-23).
- ▶ Following the season, he was selected to the 70th annual Portsmouth Invitational Tournament as one of 64 players to compete in the pre-Draft event.

## ODDS & ENDS

- ▶ The 71-point win over Canisius was Maryland's second-largest margin of victory in program history. It was the largest victory since beating North Texas by a school-record 75 points on Dec. 23, 1998.
- ▶ Maryland's 108 points against Canisius were its most since scoring 111 against Farleigh Dickinson on Nov. 18, 2005. It was Maryland's 115th 100-point game and the third under head coach Kevin Willard.
- ▶ In allowing only 37 vs. Canisius, Maryland gave up its fewest points since beating American University of Puerto Rico, 82-32 on Nov. 26, 1998.
- ▶ In leading 59-14 at the half vs. Canisius, Maryland scored its most points in a first half since leading Clemson 59-56 on Jan. 2, 2001. Also, in leading by 45 points at halftime, Maryland had its largest halftime margin this century since leading Chicago State by 39 (62-23) at halftime on Dec. 27, 2000.
- ▶ The Terps also allowed just 14 first-half points vs. Canisius, their fewest since Dec. 30, 2014, when they held Michigan State to 14.
- ▶ Through Maryland's first five games, it had a +162 margin of victory. That is the Terps' largest margin of victory through their first five games since 1998-99 when they boasted a +209 margin of victory.
- ▶ For the first time since the 1980-81 season, Maryland had four different 20-point scorers in the first four games of a season. Derik Queen scored 22 in the season opener against Manhattan. Rodney Rice tallied a career-high 28 against Mount St. Mary's in the second game, and Julian Reese scored 21 points in Monday's win over Florida A&M. Ja'Kobi Gillespie was the Terps' fourth different 20-point scorer, tallying 24 points against Marquette.
- ▶ Back in 1980-81, the four 20-point scorers who each led the Terps in scoring in the first four games were Buck Williams with 27 vs. Navy, Ernie Graham with 21 vs. American, Greg Manning Sr., with 29 vs. Wagner and Albert King (along with Manning) with 21 points vs. Syracuse.
- ▶ Against Florida A&M, Maryland opened the game with a 15-0 scoring run - its longest unanswered scoring run to start a game since Maryland scored the first 16 points against Cornell on Jan. 3, 2012.
- ▶ Against Villanova, Derik Queen became the first NCAA Division I freshman center to lead his team in points (22), rebounds (11), and assists (5) in a game since Chet Holmgren led Gonzaga in all three categories on Feb. 5, 2022. It was also the first time at Maryland that a freshman at any position led the team in all three stats since Melo Trimble on Feb. 19, 2015.
- ▶ The comeback win against Villanova, down 14 points in the first half, was the largest since trailing by 17 points at Minnesota (47-30) with 0:43

## TERRAPIN TEAM NOTES (CONT.)

### MARYLAND RADIO CREW

- ▶ Maryland Sports Radio Network play-by-play announcer Johnny Holliday is in his 46th season of broadcasting Maryland basketball this season. Holliday is the 8th longest-tenured broadcaster in the country for NCAA basketball and the second-longest serving play-by-play man in the Big Ten behind Indiana's Don Fischer.
- ▶ Holliday's partners on the call are Chris Knoche, who was the head coach at American (1990-97) in his 25th season as Maryland's color analyst, and Terrapin legend, Walt "The Wizard" Williams, who averaged 26.8 points as a senior in 1991-92 and went on to play 11 seasons in the NBA.
- ▶ Holliday has broadcast over 1,500 University of Maryland games during his Hall of Fame career, including 18 bowl games, 12 Sweet 16s, two Final Fours and Maryland's 2002 National Championship.
- ▶ Knoche played basketball at American University under HOF coach Gary Williams from 1979-81, and he later coached there from 1990-97 before joining the Maryland Sports Radio Network crew. He was inducted to the Washington Metro Basketball Hall of Fame on Sept. 29, 2024 alongside Terp great Adrian Branch.
- ▶ Williams set numerous Maryland records during his playing days from 1988 to 1992, including his incredible streak of seven consecutive 30-point games. He was selected with the seventh pick of the 1992 NBA Draft and would go on to play 11 seasons.

### MARYLAND SPORTS RADIO NETWORK

Market	Stations
Baltimore, MD (Flagship)	WJZ FM 105.7 WJZ AM 1300
Washington, DC (Flagship)	The TEAM 980 AM
Hagerstown, MD	WARK 1490 AM WARK 98.9 FM
Cumberland, MD	WTBO AM 560 WTBO AM 1450
Salisbury, MD	WTGM AM 960
Lexington Park, MD	WPTX AM 1690 WPTX FM 100.7
Cambridge, MD	WCEM 1240 AM
Frederick, MD	930 AM

### MARYLAND BASKETBALL RADIO SHOW

- ▶ The Maryland Basketball Radio Show, presented by Window Nation, returns to Ledo Pizza for the 2024-25 season. The show, hosted by legendary Voice of the Terps Johnny Holliday will have a new format this year featuring women's basketball head coach Brenda Frese, men's basketball head coach Kevin Willard, and Maryland Hall of Fame Head Coach Gary Williams headlining different shows throughout the season.
- ▶ The weekly radio show will broadcast all 14 shows from Ledo Pizza again this year. Each show will look ahead to upcoming games, break down those from the week prior, and feature current and former player guests. All shows will begin at 7:00 p.m. and will air on 105.7 FM The Fan in Baltimore and The Team 980 in Washington, D.C. They will also be available live on the One Maryland App and on-demand through the Hear The Turtle Podcast.

Day	Date	Head Coach	Time
Tuesday	October 29	Kevin Willard	7:00 PM
Tuesday	November 5	Brenda Frese	7:00 PM
Tuesday	November 12	Kevin Willard	7:00 PM
Tuesday	November 26	Brenda Frese	7:00 PM
Monday	December 2	Kevin Willard	7:00 PM
Monday	December 16	Kevin Willard	7:00 PM
Thursday	December 26	Kevin Willard	7:00 PM
Tuesday	January 7	Gary Williams	7:00 PM
Monday	January 27	Brenda Frese	7:00 PM
Monday	February 3	Brenda Frese	7:00 PM
Tuesday	February 11	Kevin Willard	7:00 PM
Tuesday	February 18	Gary Williams	7:00 PM
Monday	February 24	Kevin Willard	7:00 PM
Monday	March 3	Gary Williams	7:00 PM

### ONE MARYLAND COLLECTIVE

- ▶ In September 2023, Maryland announced its partnership with Blueprint Sports, the industry leader in full-service Name, Image, and Likeness (NIL) collectives, to unveil the 'One Maryland Collective' – the official NIL collective supporting more than 550 student-athletes across all 20 sports at the University of Maryland. Until then, various collectives and other efforts had been underway to support NIL opportunities for Maryland student-athletes. The One Maryland Collective is the first collective to create a united and conscious effort to elevate the level of NIL opportunities in the market.
- ▶ Maryland Athletics has been a leader in the NIL space since its inception. Since NIL was instituted in 2021, our student-athletes have signed 1,522 NIL agreements covering all of our 20 programs, conducted hundreds of hours of community service, and engaged in meaningful opportunities to leverage their individual brands.
- ▶ The One Maryland Collective will be operated by Blueprint Sports, staffed by a dedicated full-time team to manage the daily operations of the collective, fundraising campaigns, corporate partnerships and more.

## ODDS & ENDS

- ▶ Maryland led 51-28 at halftime against Bucknell. That marked the third game this year to score 50-or-more in the first half (Mount St. Mary's, Canisius).
- ▶ Maryland led Ohio State 50-17 at halftime. Its 50 points were the most in a Big Ten regular-season game in program history. The +33 first-half margin was Maryland's largest ever in a Big Ten game. It also tied the largest Big Ten lead in any conference game for any team since 1996-97. It tied Purdue's +33 margin (59-26) that Purdue boasted over Rutgers on Jan. 18, 2016.
- ▶ The loss at No. 8 Purdue featured 15 lead changes and 13 ties.
- ▶ Against Saint Francis, Maryland nailed 15 3-pointers, the second-most for a game in program history. Overall, Maryland shot 61.8% from the floor, including 57.7% from deep.
- ▶ Maryland's 111 points against Saint Francis were its most in a game in nearly 20 years, since the Terps beat Fairleigh Dickinson, 111-85 on Nov. 18, 2005.
- ▶ In defeating Saint Francis by 54 points, Maryland now has six wins this season by 30-or-more points, equaling the most in an entire season for the Terps since the 2002-03 season. Maryland achieved this feat in just 11 games. The last time Maryland won more than six games by 30 or more points in a season was in 1998-99, with nine wins by that margin.
- ▶ Maryland's 18-point win over No. 22 UCLA (79-61) was its largest win over a ranked team since defeating No. 5 Michigan State, 80-62, on Nov. 27, 2008 (under head coach Gary Williams).

## 2024-25 BIG TEN STANDINGS

Team	B1G	Pct.	Overall	Pct.	Streak	Last 10
Michigan State	17-3	.850	27-5	.844	W8	9-1
<b>Maryland</b>	<b>14-6</b>	<b>.700</b>	<b>25-7</b>	<b>.781</b>	<b>W4</b>	<b>8-2</b>
Michigan	14-6	.700	23-9	.719	W1	6-4
Purdue	13-7	.650	22-11	.667	L1	4-6
UCLA	13-7	.650	22-10	.688	L1	6-4
Wisconsin	13-7	.650	25-8	.758	W2	7-3
Illinois	12-8	.600	21-12	.636	L1	6-4
Oregon	12-8	.600	24-9	.727	L1	8-2
Indiana	10-10	.500	19-13	.594	L1	5-5
Ohio State	9-11	.450	17-15	.531	L2	4-6
Rutgers	8-12	.400	15-17	.469	L1	4-6
Iowa	7-13	.350	17-16	.515	L1	4-6
Minnesota	7-13	.350	15-17	.469	L3	4-6
Nebraska	7-13	.350	17-14	.548	L5	4-6
Northwestern	7-13	.350	17-16	.515	L1	4-6
USC	7-13	.350	16-17	.485	L1	3-7
Penn State	6-14	.300	16-15	.516	W1	3-7
Washington	4-16	.200	13-18	.419	L6	2-8

## BARRY P. GOSSETT BASKETBALL PERFORMANCE CENTER

Construction of the Barry P. Gossett Basketball Performance Center is fully underway having already achieved several milestones since the groundbreaking on June 22, 2023. The facility remains on schedule to be opened during Summer 2025.

The 44,000 square foot facility will feature a dedicated practice court, a centrally-located strength and conditioning facility, expanded locker rooms with cutting-edge technology, state-of-the-art athletic training areas with hydrotherapy, dedicated space for film study and game-planning, as well as large lounge areas and office space for both coaching staffs.

The facility will not only enhance the spaces for the basketball programs, but will also offer new spaces for other Maryland sports within the XFINITY Center. Currently used locker rooms, offices, and auxiliary spaces for the basketball teams will be redesigned and used for several Olympic Sports moving forward enhancing their programs.



## NEW XFINITY CENTER HUNG VIDEOBOARD & SOUND SYSTEM

The XFINITY Center will have a number of new enhancements starting with the 2024-25 season. During the summer of 2024, a new state-of-the-art Daktronics videoboard replaced the previous version which was over a decade old.

The new four-sided centerhung unit measures 92 feet all the way around wide and 20 feet tall providing an immersive experience as well as four 'underbelly' screens for courtside patrons. The system provides nearly 72 percent more surface display size and removes all obstructed viewing angles.

The advanced board, with dimensions of 7,800 pixels wide by 1,470 pixels high, offers flexibility in presenting a continuous image wrapped around or segmented into various layouts. This versatility caters to the diverse range of shows and sports events hosted in the main arena,



elevating the overall entertainment experience. The new centerhung is most similar to displays at professional sports venues UBS Arena in New York, State Farm Arena in Atlanta, Toyota Center in Houston and FedEx Forum in Memphis.

Additionally, the sound system was fully replaced with a new L'Acoustics system which has been featured in professional arenas and high-end concert venues. It features 106 Line Array speakers and 48 18-foot subwoofers ensuring unparalleled audio quality.

This system replaces the original sound system for the facility, which has been in place since it opened in 2002. Tailored for basketball games, Olympic sports, and special events, the L'Acoustics sound system completes the XFINITY Center's commitment to delivering a premium and immersive entertainment experience.

## THE MARYLAND CLUB

Maryland Athletics announced the Maryland Club will open for the 2024-25 Terrapin men's and women's basketball seasons overlooking Gary Williams Court at XFINITY Center.

The Maryland Club will be a showcase venue as part of the comprehensive partnership with global premium experiences company Legends. The Maryland Club is an all-inclusive premium club on basketball game days, providing an elevated bar, dining and social experience. With an unparalleled view of the main court, it will be the premier gathering place for Terp fans to enjoy drinks, food, and the best college basketball in the country. The Maryland Club will debut to the public on Monday, Nov. 4 as the Terrapin men's basketball team hosts Manhattan.



**These projects continue Maryland Athletics' commitment to upgrades with its venues and facilities. Since June of 2021, the following enhancements have taken place under Damon Evans, the Barry P. Gossett Director of Athletics:**

- Opening of Jones-Hill House, home of Maryland Football
- Construction of new state-of-the-art 1080p HDR videoboard and upgraded audio system at SECU Stadium
- Installation of new LED state-of-the-art lighting systems at SECU Stadium, Bob Turtle Smith Stadium and the Maryland Softball Stadium
- Construction of a new broadcast operation center inside XFINITY Center, handling all non-linear and in-venue entertainment
- Renovation and reopening of Gossett Hall, housing the Gossett Student-Athlete Center for Academic and Personal Excellence
- Opening of Maryland Field Hockey & Lacrosse Complex
- Addition of new videoboard at Field Hockey & Lacrosse Complex
- Breaking ground on the Barry P. Gossett Basketball Performance Center
- Resurfacing of the Kehoe Track & Field track
- Preparation for the ground breaking on new Baseball and Softball player development centers
- Partnership with Legends and construction of The Maryland Club at XFINITY Center

# HEAD COACH KEVIN WILLARD

## Pittsburgh '97 • 3rd Year at Maryland, 18th as Head Coach

Willard was named the new head coach of the Maryland men's basketball program by Damon Evans, Barry P. Gossett Director of Athletics on March 21, 2022.

Overall in his career, he has 308 victories after capturing his 300th at UCLA (69-60) during the 2023-24 campaign. He is the fifth active Big Ten coach to surpass 300 career victories. Entering the 2024-25 season, Willard holds a 308-240 overall record.

During his first two seasons, Willard has produced eight All-Big Ten selections which are the most for back-to-back years in nearly a decade.

In his first season at the helm, the 16-year veteran led the Terps to a 22-13 overall record, a NCAA Tournament Second Round appearance, and a national Top-25 ranking throughout the season. Willard became the first coach in program history to achieve 20 wins, a national ranking, and a berth to the NCAA Tournament in his first season. Additionally, he was also the first coach in Maryland history to start their tenure 8-0 and was the first coach in Big Ten history to win each of his first seven games by at least 15 points.

The 2022-23 campaign was also highlighted by five Top 25 wins including a 68-54 sellout win over No. 3 Purdue, a perfect 10-0 record in home Big Ten games, and a 16-1 mark at the XFINITY Center which saw three sellouts overall. The Terps finished the year ranked No. 32 in the NET (NCAA Evaluation Tool) after being as high as No. 6 and spent 11 weeks ranked or receiving votes in the Top 25 with a high of No. 13 in the AP Poll.

With a renewed focus on recruiting the DMV, Willard and his staff assembled a top-15 recruiting class leading into the 2023-24 season and has found success through the transfer portal in players like Jahmir Young, Patrick Emilien, and Don Carey who all played key roles in 2022-23.

Over the last six seasons, Willard has been one of the winningest coaches in terms of NET Quad 1 victories. His teams have combined for 32 Quad 1 wins in that span which ranks among the Top 20 for active coaches since 2018-19.

In his career as a head coach, his teams have 34 wins over Associated Press Top-25 teams including 20 wins over Top-15 teams, 16 wins over Top-10 teams, and seven wins over Top-5 teams.

Overall, teams under Willard have reached the NCAA Tournament seven times with nine 20-win seasons.

Before taking over in College Park, Willard returned Seton Hall to its status as one of the premier programs in the Big East during his tenure from 2010-22. He reached five NCAA Tournament appearances in the last six events that were played. He led the Pirates to the Big East Tournament Title in 2015-16 and the regular-season title in 2019-20. He was the 2016 Big East Coach of the Year and the 2020 USBWA District II Coach of the Year during those runs. Additionally, he was a three-time Peter A. Carlesimo Met Writers Coach of the Year (2016, 2017, 2019) and the 2019 NABC District 5 Coach of the year. He also has the most non-conference wins of any coach in the nation against Big Ten teams since 2014-15.

In addition to his coach of the year accolades, he was also named one of Forbes Top 10 NCAA Basketball Coaches for the Next 10 Years in 2017. His teams won the prestigious NABC Team Academic Excellence Award for five straight years (2016-20) and earned three NCAA Academic Progress Rate Public Recognition Awards.

In a six-year span from 2016-17 through 2021-22, he was one of 10 active head coaches in the Power 6 conferences to achieve a regular-season championship, a conference tournament championship, and a conference coach of the year honor. He also finished in the top-four in the Big East on six occasions. In 2018, he led the Pirates to their first victory in an NCAA Tournament since 2004.

Through his 12 seasons at Seton Hall, Willard produced a 225-161 overall record. He ranks second all-time in victories (225) in Seton Hall basketball history and has the most wins in conference play in program history (110). He is also the 11th all-time winningest coach in Big East history, dating to the conference's inception in 1979. The Pirates also had 82 combined wins between the Big East regular-season and postseason, second only to Villanova in the conference, since the 2015-16 season.

His teams at Seton Hall were ranked in the Top 25 in five of his last eight seasons with a high ranking of No. 8 in the 2019-20 season.

In 2020-21 the Pirates were ranked as high as No. 15 and spent eight weeks in the polls.

Willard's Seton Hall teams also posted an 11-5 record against Big Ten teams over his last eight seasons, which included wins over Maryland in 2018 and 2019. Willard's teams also won road games at Michigan, Iowa, Penn State and Rutgers and beat Indiana at home. Willard held the most non-conference wins over Big Ten teams of any coach since 2014-15.

In 2021-22, Willard led the Pirates to a 21-11 overall record and an 11-8 mark in conference play. That included wins over No. 4 Michigan and No. 7 Texas as part of six NET Quad 1 victories.

Willard coached the Big East Player of the Year in two of his last three years in Myles Powell (2020) and Sandro Mamukelashvili (2021). He mentored two Big East Most Improved Players of the Year in Powell (2018) and Romaro Gill (2020). He coached the Big East Tournament MVP, Isaiah Whitehead (2016); the Big East Defensive Player of the Year, Fuquan Edwin (2014) and Gill (2020); the Big East Rookie of the Year, Angel Delgado (2015) and the Big East Scholar-Athlete of the Year, Michael Nzei (2019) and Ike Obiagu (2021).

Whitehead, Delgado, Powell and Mamukelashvili all earned All-American honors and Consensus First-Team All-Big East honors, and all in the last seven years. All four went on to play in the NBA with Powell playing for the Philadelphia 76ers this season and Mamukelashvili playing for the Milwaukee Bucks.

Powell was Seton Hall's first Consensus First-Team All-American since 1953. This past season, Jared Rhoden was named to the All-Big East First Team marking the sixth time in seven years that Willard coached a first-team all-conference honoree. Overall, he mentored 15 All-Big East selections and three Big East All-Rookie Team honorees.

Making a huge emphasis on effort in the classroom, Willard's student-athletes combined for 72 BIG EAST All-Academic team selections, and the program boasted a perfect single-year academic progress rate in six of the nine NCAA reports since he served as head coach as well as perfect multi-year APR scores in 2016 and 2017. The NCAA has also recognized Seton Hall with NCAA APR Public Recognition awards for boasting an APR in the top 10 percent in the country three consecutive years from 2015-17. The National Association of Basketball Coaches (NABC) gave the program the Team Academic Excellence Award for five consecutive years from 2016-20 after finishing the academic year with a grade-point-average above 3.0.

Willard showed to be a strong evaluator and recruiter of talent, as he brought in a consensus top-15 national recruiting class in 2014, led by Whitehead, the program's first McDonald's All-American since 2001 and just the fifth all-time. His 2021-22 recruiting class was also rated in the top 25 by 247Sports.

The 2020-21 season marked Seton Hall and Willard's sixth consecutive top-four finish in the Big East Conference, one of the best basketball conferences in the country. Only Villanova also completed six straight top-four finishes in the same span.

Willard was named head coach of the Seton Hall men's basketball program on March 29, 2010. He became the 19th head coach in Seton Hall history joining the Pirates after three years serving as the head coach at Iona. In 2007, he had inherited a Gaels team that had won just two games the prior season. In his first year at the helm, the Gaels had a 10-win improvement, ranking as one of the top turnarounds in NCAA Div. I. Then in year three in 2009-10, Willard guided Iona to a 21-10 overall record, and he was named MAAC Coach of the Year.

Prior to the start of his career as a head coach, Willard was an assistant and associate head coach for six years at Louisville, where he was mentored by Naismith Basketball Hall of Famer Rick Pitino. Willard also credits his father, Ralph, as one of his coaching influences. Ralph Willard enjoyed a successful 19-year run as the head coach at Western Kentucky, Pittsburgh and Holy Cross, winning 336 games and advancing to six NCAA Tournaments.

At Louisville, Willard was responsible for assisting with the Cardinals' game preparations, scouting and preparing game plans. He also served as chief recruiting coordinator. During his tenure, Louisville was ranked in the Top 25 for five seasons and reached the

## THE WILLARD FILE

Full Name	Kevin Willard
Date of Birth	April 6, 1975
Hometown	Huntington, N.Y.
Alma Mater	Pittsburgh '97
Family	Wife, Julie; Children: Colin, Chase
Playing Experience	Point Guard: Western Kentucky, Pittsburgh
Years in Coaching (College)	23



## WILLARD'S EARLY MILESTONES

- ▶ First coach in program history to lead Maryland to NCAA Tournament in first year.
- ▶ First coach in Maryland history to post 20 wins during his inaugural season.
- ▶ First coach in program history to have Maryland ranked nationally during a coach's first season.
- ▶ First coach in Maryland history to start 8-0 in his first season.
- ▶ Willard is also the first coach in Big Ten history to win each of the first seven games of his tenure by at least 15 points.

postseason in each of his six years. The squad reached the NCAA Tournament on four occasions including a visit to the 2005 Final Four, the first time in 19 years that the Cardinals had advanced that deep into the postseason. In his six seasons at Louisville, the Cardinals posted a phenomenal 142-58 record averaging nearly 24 wins per season.

Prior to Louisville, Willard worked with Pitino as a coaching associate with the Boston Celtics for four years. His duties with the Celtics included game and practice preparation, scouting and assisting the coaching staff in all facets of basketball operations. He also provided advance scouting, videotape breakdowns and assisted with individual workouts prior to games.

A basketball lifer, Willard played point guard on the Division I level for four years; the last three coming at the University of Pittsburgh. He earned Big East All-Academic honors while appearing in 60 games for the Panthers. He spent his freshman season at Western Kentucky, where he played in the backcourt and sank over 40 percent of his three-point field goal attempts.

Willard hails from New York and was born in Huntington on Long Island, but played his high school basketball at Bowling Green High School (Ky.) while his father was the head coach at Western Kentucky. He earned second-team All-State honors as a senior and helped his team to a combined 76-15 record in his final three prep seasons.

Willard is married to the former Julie Wagner and they have two sons, Colin, who was born in August 2006 and Chase born in June 2008.

# WILLARD VS. OPPONENTS / COACHING RECORD / CAREER HIGHLIGHTS

Opponent	Overall	Maryland	Seton Hall	Iona	Last Meeting
Alabama	1-1	0-1	1-0	---	2022-13
Albany	1-0	---	---	1-0	2009-10
Alcorn State	2-0	2-0	---	---	2024-25
Arkansas	0-2	---	0-2	---	2016-17
Auburn	1-0	---	1-0	---	2011-12
Baylor	0-1	---	---	0-1	2009-10
Bethune-Cookman	1-0	---	1-0	---	2021-22
Binghamton	1-0	1-0	---	---	2022-23
Boston University	1-1	---	---	1-1	2009-10
Bradley	1-0	---	1-0	---	2015-16
Bucknell	1-0	1-0	---	---	2024-25
Butler	10-10	---	10-10	---	2021-22
California	2-0	---	2-0	---	2021-22
Canisius	6-2	1-0	---	5-2	2024-25
Central Connecticut	1-0	---	1-0	---	2016-17
Cincinnati	0-3	---	0-3	---	2012-13
Clemson	0-1	---	0-1	---	2010-11
Columbia	1-0	---	1-0	---	2016-17
Connecticut	3-7	---	3-6	0-1	2021-22
Coppin State	2-0	2-0	---	---	2023-24
Cornell	1-0	---	1-0	---	2010-11
Creighton	11-9	---	10-9	1-0	2021-22
Dartmouth	1-0	---	1-0	---	2015-16
Davidson	0-1	0-1	---	---	2023-24
Dayton	1-1	---	1-1	---	2011-12
Delaware	2-0	---	1-0	1-0	2016-17
DePaul	15-7	---	15-7	---	2021-22
Eastern Washington	1-0	---	1-0	---	2013-14
Fairfield	3-3	---	---	3-3	2009-10
Fairleigh Dickinson	4-1	---	3-1	1-0	2021-22
Florida	0-1	---	0-1	---	2016-17
Florida A&M	2-0	1-0	1-0	---	2024-25
Florida State	0-1	---	---	0-1	2009-10
Gardner-Webb	1-0	---	1-0	---	2014-15
Georgetown	16-10	---	16-10	---	2021-22
Georgia	1-1	---	1-1	---	2015-16
George Washington	1-1	---	1-1	---	2015-16
Gonzaga	0-1	---	0-1	---	2015-16
Grand Canyon	1-0	---	1-0	---	2018-19
Hampton	2-0	---	---	2-0	2009-10
Hawaii	2-0	---	2-0	---	2018-19
Hofstra	1-1	---	---	1-1	2008-09
Illinois	4-1	4-1	---	---	2024-25
Illinois State	1-0	---	1-0	---	2014-15
Indiana	3-3	2-3	1-0	---	2024-25
Iona	1-0	---	1-0	---	2020-21
Iowa	4-1	3-1	1-0	---	2024-25
Iowa State	1-1	---	1-1	---	2019-20
Jackson State	0-1	---	---	0-1	2007-08
Kansas	0-1	---	0-1	---	2017-18
Kent State	1-0	---	1-0	---	2013-14
Kentucky	1-0	---	1-0	---	2018-19

Opponent	Overall	Maryland	Seton Hall	Iona	Last Meeting
Lafayette	1-0	---	1-0	---	2013-14
LIU-Brooklyn	4-0	---	2-0	2-0	2013-14
Longwood	3-0	---	3-0	---	2012-13
Long Beach State	0-1	---	0-1	---	2015-16
LSU	0-1	---	0-1	---	2012-13
Louisville	3-7	1-0	1-7	0-1	2022-23
Loyola Maryland	4-2	---	---	4-2	2009-10
Maine	2-0	---	2-0	---	2014-15
Manhattan	6-2	1-0	1-0	4-2	2024-25
Marist	3-4	---	---	3-4	2009-10
Marquette	12-15	0-1	12-14	---	2024-25
Maryland	2-0	---	2-0	---	2019-20
Massachusetts	1-1	---	1-1	---	2011-12
Mercer	2-1	---	2-1	---	2014-15
Miami	2-0	1-0	1-0	---	2022-23
Michigan	4-1	3-1	1-0	---	2024-25
Michigan State	1-4	1-3	0-1	---	2024-25
Minnesota	4-1	4-1	---	---	2024-25
Mississippi	1-0	---	1-0	---	2015-16
Monmouth	2-0	---	2-0	---	2017-18
Mount St. Mary's	3-0	3-0	1-0	---	2024-25
Nebraska	4-2	4-1	0-1	---	2024-25
Nevada	1-0	---	1-0	---	2014-15
New Hampshire	2-0	---	1-0	1-0	2018-19
Nicholls	1-0	1-0	---	---	2023-24
Niagara	5-4	1-0	1-0	3-4	2022-23
NJIT	5-0	---	5-0	---	2017-18
Norfolk State	2-0	---	1-0	1-0	2012-13
Northwestern	2-4	2-3	0-1	---	2024-25
North Carolina	0-1	---	---	0-1	2007-08
North Carolina A&T	1-0	---	1-0	---	2012-13
North Carolina State	1-0	---	1-0	---	2017-18
Notre Dame	0-3	---	0-3	---	2012-13
Nyack College	1-0	---	1-0	---	2021-22
Ohio State	2-5	2-3	0-1	0-1	2024-25
Oklahoma	0-1	---	0-1	---	2013-14
Old Dominion	0-1	---	---	0-1	2007-08
Oregon	0-3	0-1	0-2	---	2024-25
Penn State	4-2	3-2	1-0	---	2024-25
Pittsburgh	1-2	---	1-2	---	2012-13
Prairie View A&M	1-0	---	1-0	---	2019-20
Princeton	0-1	---	---	0-1	2007-08
Providence	13-11	---	12-11	1-0	2021-22
Purdue	1-3	1-3	---	---	2024-25
Quinnipiac	1-0	---	1-0	---	2016-17
Rhode Island	1-2	---	1-2	---	2020-21
Richmond	0-1	---	0-1	---	2010-11
Rider	3-4	1-0	---	2-4	2023-24
Robert Morris	0-2	---	---	0-2	2008-09
Rutgers	11-9	3-2	8-7	---	2024-25
Sacred Heart	1-0	---	1-0	---	2018-19

Opponent	Overall	Maryland	Seton Hall	Iona	Last Meeting
Saint Joseph's	1-0	---	1-0	---	2011-12
Saint Louis	2-1	1-0	1-1	---	2022-23
Saint Peter's	10-4	1-0	6-1	3-3	2022-23
Siena	0-6	---	---	0-6	2009-10
South Alabama	1-0	1-0	---	---	2023-24
South Carolina	1-0	---	1-0	---	2016-17
South Carolina State	0-1	---	---	0-1	2007-08
South Florida	5-2	---	5-1	0-1	2015-16
Southern Miss	1-1	---	1-0	0-1	2019-20
St. Francis Brooklyn	1-0	---	1-0	---	2011-12
St. Francis (PA)	3-0	1-0	---	2-0	2024-25
St. John's	14-8	---	14-8	---	2021-22
Stanford	0-1	---	0-1	---	2016-17
Stony Brook	3-0	---	3-0	---	2019-20
Syracuse	2-4	1-0	1-4	---	2024-25
TCU	0-1	---	0-1	---	2021-22
Temple	0-1	---	0-1	---	2010-11
Tennessee	0-1	0-1	---	---	2022-23
Texas	1-0	---	1-0	---	2021-22
Texas Tech	1-0	---	1-0	---	2017-18
Troy	1-0	---	1-0	---	2015-16
UAB	0-1	0-1	---	---	2023-24
UCLA	2-1	2-1	---	---	2023-24
UMBC	2-0	2-0	---	---	2023-24
UMES	1-0	1-0	---	---	2024-25
UMKC	1-0	---	1-0	---	2012-13
USC	1-0	1-0	---	---	2024-25
Valparaiso	1-0	---	---	1-0	2008-09
Vanderbilt	1-1	---	1-0	0-1	2017-18
VCU	2-0	---	2-0	---	2017-18
Villanova	7-20	1-1	6-19	---	2024-25
Virginia Tech	1-0	---	1-0	---	2013-14
Wagner	6-0	---	6-0	---	2021-22
Wake Forest	2-0	---	2-0	---	2012-13
Washington	0-2	0-1	0-1	---	2024-25
Western Carolina	1-0	1-0	---	---	2022-23
Western Michigan	1-1	---	---	1-1	2008-09
West Virginia	2-1	1-0	1-1	---	2022-23
Wichita State	1-1	---	1-1	---	2015-16
William & Mary	1-0	---	---	1-0	2009-10
Wisconsin	2-4	2-3	---	0-1	2024-25
Wofford	0-1	---	0-1	---	2018-19
Xavier	11-8	---	11-8	---	2021-22
Yale	2-0	---	2-0	---	2021-22

## HEAD COACHING RECORD

Season	School	Overall	Pct.	Conf.	Pct.	Finish	Conf. Tournament	Postseason
2007-08	Iona	12-20	.375	8-10	.444	7th	MAAC First Round	---
2008-09	Iona	12-19	.387	7-11	.389	7th	MAAC First Round	---
2009-10	Iona	21-10	.677	12-6	.667	3rd !	MAAC Quarterfinals	---
2010-11	Seton Hall	13-18	.419	7-11	.389	12th	BIG EAST First Round	---
2011-12	Seton Hall	21-13	.618	8-10	.444	T-9th	BIG EAST Second Round	NIT Second Round
2012-13	Seton Hall	15-18	.455	3-15	.167	T-13th	BIG EAST Second Round	---
2013-14	Seton Hall	17-17	.500	6-12	.333	8th	BIG EAST Semifinals	---
2014-15	Seton Hall	16-15	.516	6-12	.333	T-7th	BIG EAST First Round	---
2015-16	Seton Hall	25-9	.735	12-6	.667	3rd#	BIG EAST Champions	NCAA First Round
2016-17	Seton Hall	21-12	.636	10-8	.556	T-3rd	BIG EAST Semifinals	NCAA First Round
2017-18	Seton Hall	22-12	.647	10-8	.556	T-3rd	BIG EAST Quarterfinals	NCAA Second Round
2018-19	Seton Hall	20-14	.588	9-9	.500	T-3rd	BIG EAST Final	NCAA First Round
2019-20	Seton Hall	20-9	.690	13-5	.722	T-1st	Canceled, COVID-19	Canceled, COVID-19
2020-21	Seton Hall	14-13	.519	10-9	.526	T-4th	BIG EAST Semifinals	---
2021-22	Seton Hall	21-11	.656	11-8	.579	T-5th	BIG EAST Quarterfinals	NCAA First Round
2022-23	Maryland	22-13	.629	11-9	.550	T-5th	Big Ten Quarterfinals	NCAA Second Round
2023-24	Maryland	16-17	.485	7-13	.350	12th	Big Ten Second Round	---
2024-25	Maryland	25-7	.781	14-6	.700	2nd		
	at Maryland	63-37	.630	32-28	.533			
	Total	333-247	.574	164-168	.491			

## CAREER HIGHLIGHTS

- ▶ 6 NCAA Tournament Appearances (2016, 2017, 2018, 2019, 2020\* (COVID), 2022, 2023)
- ▶ 2020 Big East Conference Regular-Season Championship
- ▶ 2016 Big East Conference Tournament Championship
- ▶ 2016 Big East Coach of the Year
- ▶ 2020 USBWA District II Coach of the Year
- ▶ 2016, 2017, 2019 Peter A. Carlesimo Met Writers Coach of the Year
- ▶ 2019 NABC District 5 Coach of the Year
- ▶ 2017 Forbes Top 10 NCAA Basketball Coaches For The Next 10 Years
- ▶ 12 Seasons of .500-or-better record
- ▶ 9 20-win seasons
- ▶ 7 Top-5 Big East finishes
- ▶ 7 seasons ranked in the AP Top 25
- ▶ 72 All-Big East Academic Team selections
- ▶ 15 All-Big East selections
- ▶ 6 All-Big East First-Team selections
- ▶ 4 Haggerty Metropolitan Players of the Year
- ▶ 2 Big East Players of the Year
- ▶ 2 Big East Defensive Players of the Year
- ▶ 2 Big East Most Improved Players of the Year
- ▶ 2 Big East Scholar-Athletes of the Year

## 2024-25 COACHING STAFF



**DAVID COX**  
Associate Head Coach  
William & Mary '95  
Third Year at Maryland



**GREG MANNING JR.**  
Assistant Coach  
Loyola '08  
Seventh Year at Maryland



**KEVIN NORRIS**  
Assistant Coach  
Miami '98  
First Year at Maryland



**CHARLIE BUTLER**  
Director of Basketball Operations  
Seton Hall '15  
Third Year at Maryland



**CHRIS ROBINSON**  
Coordinator of Basketball Operations  
Maryland '19  
Ninth Year at Maryland




**RICKY HARRIS**  
Director of Player Personnel  
Massachusetts '10  
Second Year at Maryland



**BRENTON PETTY**  
Video Coordinator  
Fordham '18  
Sixth Year at Maryland



**KYLE TARP**  
Director of Basketball Performance  
UC Davis '06  
15th Year at Maryland



**MATT CHARVAT**  
Associate Head Athletic Trainer  
Baldwin-Wallace '96  
24th Year at Maryland



# #0 JA'KOBI GILLESPIE

★ 2024-25 OSCAR ROBERTSON PLAYER OF THE YEAR WATCH LIST

JUNIOR • GUARD • 6-1 / 180 • GREENEVILLE, TENN. (GREENEVILLE HS / BELMONT)  
 MAJOR: SOCIOLOGY KOBIG / KOBIG JA-KOBE



SCAN FOR FULL BIO

## 2024-25 SEASON:

- Named to the 2024-25 Oscar Robertson Player of the Year Watch List.
- Had 16 points, seven rebounds, five assists, and two steals in win over #17 Wisconsin (1/29).
- Notched 15 points, eight assists, three steals, and three rebounds in win at #17 Illinois (1/23).
- Reached the 1000 career points milestone (1/19) with a buzzer beating three-pointer just before halftime against Nebraska where he finished with 22 points, five assists, and four steals in a win.
- Shot 9-9 from the charity stripe and was 4-of-8 from deep for a career-high 27 points to go with four steal, four assists, two rebounds, and one block in a big win over #22 UCLA (1/10).
- Scored 18 points and had 4 assists in a close loss at No. 8 Purdue (12/8).
- Scored 23 points against Ohio State (12/4), going 7-11 from the FG range, along with 4 assists.
- Scored 12 points in win over Villanova (11/24) while adding 3 assists, 2 rebounds, and 2 steals.
- Tied for the team leading scorer with 24 points, highlighted by four three pointers, against #15 Marquette (11/15).

## 2023-24 SEASON (BELMONT):

- MVC All-Conference Second Team; MVC All-Defensive Team; MVC Most-Improved Team.
- In 2023-24 he saw his productivity jump from 9.6 points, 3.3 assists, and 2.1 rebounds to 17.2 points, 4.2 assists, and 3.8 rebounds ... Had seven games with 20-plus points
- As a sophomore, he posted 22 double-figure scoring games which included a career-high 26 points against Southern Illinois (2/14)
- He was one of just two players in the country to average over 17 points, 4.0 rebounds, and 2.2 steals per game

## BEFORE COLLEGE:

- Letterwinner at Greeneville High School for head coach Brad Woolsey
- 2022 Tennessee 3A Mr. Basketball - first player from northeast Tennessee named Tennessee Mr. Basketball in 37-year history of award
- Two-time 5StarPreps.com Tennessee Player of the Year and two-time Tennessee Sports Writers Association All-State
- Tri-Cities.com, WJHL-TV Boys' Basketball Player of the Year
- 2,129 career points
- Averaged 27.3 points, 4.9 rebounds, 4.4 assists and 3.0 steals per game in leading to Greeneville to Tennessee 3A state championship - averaged 26.3 points per game in state tournament en route to Tournament Most Valuable Player honors
- Shot 64 percent from 2-point distance and 40 percent from 3-point distance as a senior
- Invited to play in TACA East/West All-Star Game
- Averaged 20.8 points, 4.1 rebounds and 2.4 steals per game as a junior
- Led Greeneville to Tennessee 2A state championship as sophomore
- Led Greeneville to 88-18 record over sophomore, junior and senior seasons
- Made SportsCenter Top 10 Plays for dunk vs. Knoxville Halls

## PERSONAL:

- Heralded high school football player as wide receiver and return specialist; had scholarship offers from SEC and ACC programs
- Former teammates of BJ Edwards (Tennessee), Quante Berry (Providence), and Brandon Huntly-Hatfield (Louisville)
- Lists Chris Paul among favorite athletes
- Majoring in sociology

## CAREER STATS

SEASON	TEAM	GP-GS	MIN/AVG	Field Goals		3-Point		F-Throws		Rebounds				Scoring						
				FG-FGA	FG%	3FG-3FGA	3FG%	FT-FTA	FT%	OFF	DEF	TOT	AVG	PF-FO	A	TO	BLK	STL	PTS	AVG
2022-23	BEL	32-8	710/22.2	118-260	.454	23-78	.295	47-66	.712	8	59	67	2.1	67-0	106	58	11	49	306	9.6
2023-24	BEL	25-24	785/31.4	165-294	.561	41-106	.387	59-71	.831	12	83	95	3.8	57-0	106	61	8	55	430	17.2
2024-25	MD	32-32	998/31.2	163-354	.460	78-188	.415	70-80	.875	19	72	91	2.8	61-1	155	63	3	60	474	14.8
TOTAL FOR MD		32-32	998/31.2	163-354	.460	78-188	.415	70-80	.875	19	72	91	2.8	61-1	155	63	3	60	474	14.8
TOTAL		89-64	2493/28.0	446-908	.491	142-372	.382	176-217	.811	39	214	253	2.8	185-1	367	182	22	164	1210	13.6

## 2024-25 GAME-BY-GAME

Opponent	Date	GS	MIN	Total		3-Pointers		Free throws		Rebounds				PF	A	TO	BLK	STL	PTS	AVG	
				FG-FGA	PCT	3FG-3FGA	PCT	FT-FTA	PCT	OFF	DEF	TOT	AVG								
Manhattan	11/04/2024	*	26:29	6-10	.600	1-4	.250	3-3	1.000	1	2	3	3.0	3	5	0	0	0	16	16.0	
Mount St. Mary's	11/08/2024	*	23:28	4-8	.500	3-4	.750	2-2	1.000	1	1	2	2.5	1	2	1	0	1	13	14.5	
Florida A&M	11/11/2024	*	22:04	5-11	.455	2-7	.286	0-0	.000	0	5	5	3.3	0	1	1	0	3	12	13.7	
Marquette	11/15/2024	*	35:51	10-17	.588	4-9	.444	0-0	.000	0	4	4	3.5	2	1	3	0	2	24	16.3	
Canisius	11/19/2024	*	15:53	3-6	.500	1-4	.250	3-3	1.000	0	3	3	3.4	0	6	0	0	2	10	15.0	
vs Villanova	11/24/2024	*	37:41	4-10	.400	1-5	.200	3-4	.750	0	2	2	3.2	3	3	3	0	2	12	14.5	
Bucknell	11/27/2024	*	22:50	3-7	.429	2-5	.400	0-0	.000	0	0	0	2.7	2	3	1	0	2	8	13.6	
Alcorn	12/01/2024	*	21:50	2-5	.400	1-2	.500	0-0	.000	0	0	0	2.4	3	3	1	0	1	5	12.5	
Ohio St.	12/04/2024	*	28:30	7-11	.636	4-8	.500	5-5	1.000	0	1	1	2.2	1	4	2	0	1	23	13.7	
at Purdue	12/08/2024	*	36:42	6-13	.462	4-7	.571	2-2	1.000	0	1	1	2.1	2	4	1	0	1	18	14.1	
Saint Francis	12/17/2024	*	25:35	4-9	.444	3-6	.500	0-0	.000	0	2	2	2.1	1	6	1	0	2	11	13.8	
vs Syracuse	12/21/2024	*	30:40	7-12	.583	3-5	.600	0-0	.000	0	5	5	2.3	2	11	0	0	3	17	14.1	
UMES	12/28/2024	*	35:05	3-7	.429	1-4	.250	2-2	1.000	2	0	2	2.3	1	9	2	0	2	9	13.7	
at Washington	01/02/2025	*	18:02	0-6	.000	0-2	.000	1-2	.500	0	0	0	2.1	5	2	3	0	0	1	12.8	
at Oregon	01/05/2025	*	28:29	6-14	.429	3-7	.429	1-2	.500	0	2	2	2.1	2	2	3	0	1	16	13.0	
UCLA	01/10/2025	*	34:30	7-13	.538	4-8	.500	9-9	1.000	1	1	2	2.1	3	4	4	1	4	27	13.9	
Minnesota	01/13/2025	*	34:48	6-12	.500	2-5	.400	1-2	.500	1	4	5	2.3	2	7	2	0	1	15	13.9	
at Northwestern	01/16/2025	*	39:31	5-15	.333	2-6	.333	2-2	1.000	0	2	2	2.3	1	4	2	0	3	14	13.9	
Nebraska	01/19/2025	*	36:28	8-15	.533	5-9	.556	1-2	.500	0	0	0	2.2	2	5	2	0	4	22	14.4	
at Illinois	01/23/2025	*	35:38	6-13	.462	1-4	.250	2-2	1.000	2	1	3	2.2	2	8	1	1	3	15	14.4	
at Indiana	01/26/2025	*	35:06	7-17	.412	4-10	.400	0-0	.000	2	1	3	2.2	2	9	3	1	1	18	14.6	
Wisconsin	01/29/2025	*	34:51	4-13	.308	3-9	.333	5-6	.833	3	4	7	2.5	1	5	4	0	2	16	14.6	
at Ohio St.	02/06/2025	*	27:16	3-11	.273	0-3	.000	0-0	.000	1	4	5	2.6	4	4	1	0	1	6	14.3	
Rutgers	02/09/2025	*	37:00	4-11	.364	2-7	.286	4-6	.667	1	4	5	2.7	2	3	4	0	2	14	14.3	
at Nebraska	02/13/2025	*	36:47	6-11	.545	3-5	.600	0-0	.000	1	2	3	2.7	1	7	2	0	0	15	14.3	
Iowa	02/16/2025	*	35:35	11-14	.786	4-7	.571	0-0	.000	0	5	5	2.8	2	7	3	0	3	26	14.7	
Southern California	02/20/2025	*	35:32	7-12	.583	5-8	.625	1-3	.333	0	2	2	2.7	2	4	2	0	2	20	14.9	
Michigan St.	02/26/2025	*	36:42	2-10	.200	0-6	.000	11-11	1.000	0	2	2	2.7	1	3	3	0	2	15	14.9	
at Penn St.	03/01/2025	*	33:26	6-8	.750	3-5	.600	4-4	1.000	0	2	2	2.7	2	7	2	0	2	19	15.1	
at Michigan	03/05/2025	*	39:02	2-11	.182	2-8	.250	2-2	1.000	2	5	7	2.8	2	5	2	0	1	8	14.8	
Northwestern	03/08/2025	*	31:27	5-10	.500	3-4	.750	4-4	1.000	1	3	4	2.9	2	2	3	0	4	17	14.9	
vs Illinois	03/14/2025	*	25:20	4-12	.333	2-5	.400	2-2	1.000	0	2	2	2.8	2	9	1	0	2	12	14.8	
Totals			32	998:08	163-354	.460	78-188	.415	70-80	.875	19	72	91	2.8	61	155	63	3	60	474	14.8

## Player Averages


Games Played	Minutes/game	Points/game	FG Pct	3FG Pct	FT Pct	Rebounds/game	Assists/game	Turnovers/game	Assist/Turnover ratio	Steals/game	Blocks/game
32	31.2	14.8	46.0	41.5	87.5	2.8	4.8	2.0	2.5	1.9	0.1

## SEASON/CAREER HIGHS

	2024-25 SEASON	CAREER HIGHS
POINTS	27 vs. #22 UCLA (1/10/25)	27 vs. #22 UCLA (1/10/25)
REBOUNDS	8, 2x, last at #17 Michigan (3/5/25)	8, 2x, last vs. Murray State (2/7/24)
FG MADE	11 vs. Iowa (2/17/25)	11, 2x, last vs. Iowa (2/17/25)
FG ATT.	17 vs. Marquette (11/15/24)	19 at Drake (2/21/24)
3 FG MADE	5, 2x, last vs. USC (2/20/25)	5, 2x, last vs. USC (2/20/25)
3 FG ATT.	10 at Indiana (1/26/25)	10 at Indiana (1/26/25)
FT MADE	11 vs. #8 Michigan State (2/26/25)	11 vs. #8 Michigan State (2/26/25)
FT ATT.	11 vs. #8 Michigan State (2/26/25)	11 vs. #8 Michigan State (2/26/25)
ASSISTS	11 vs. Syracuse (12/21/24)	11 vs. Syracuse (12/21/24)
BLOCKS	1, 3x, last at Indiana (1/26/25)	2, 2x, last at Penn (11/25/23)
STEALS	4, 3x, last vs. Northwestern (3/8/25)	7 vs. Berry (11/14/23)
MINUTES	39, 2x, last at #17 Michigan (3/5/25)	39, 3x, last at #17 Michigan (3/5/25)

## MISCELLANEOUS STATS

Category	Season	Career	Last Time
Double-Figure Scoring	26	66	12 vs. #24 Illinois (3/14/25)
20-plus Points	6	14	20 vs. USC (2/20/25)
5-plus Rebounds	8	18	7 at #17 Michigan (3/5/25)
5-plus Assists	15	35	9 vs. #24 Illinois (3/14/25)
3-plus Steals	7	22	4 vs. Northwestern (3/8/25)
Double-Doubles	1	1	17 pts, 11 ast vs. Syracuse (12/21/24)



# #1 RODNEY RICE

SOPHOMORE • GUARD • 6-4 / 195 • CLINTON, MD. (DEMATHA CATHOLIC / VIRGINIA TECH)  
MAJOR: LETTERS & SCIENCES

📷 RODNEYJRICE / 🐦 RODNEYRICE\_\_



SCAN FOR FULL BIO

## 2024-25 GAME-BY-GAME

Opponent	Date	GS	MIN	Total		3-Pointers		Free throws		Rebounds			PF	A	TO	BLK	STL	PTS	AVG			
				FG-FA	PCT	3FG-3FGA	PCT	FT-FTA	PCT	OFF	DEF	TOT								AVG		
Manhattan	11/04/2024		23:57	4-9	.444	2-5	.400	2-3	.667	0	1	1	1	0	0	1	0	12	12.0			
Mount St. Mary's	11/08/2024		19:56	10-14	.714	3-5	.600	5-5	1.000	3	2	5	3	0	2	2	1	28	20.0			
Florida A&M	11/11/2024		15:26	4-9	.444	2-7	.286	0-2	.000	0	1	1	2	1	0	0	0	10	16.7			
Marquette	11/15/2024		31:56	2-6	.333	2-4	.500	0-0	.000	0	1	1	2	0	1	2	0	6	14.0			
Canisius	11/19/2024	*	24:33	4-9	.444	3-6	.500	2-2	1.000	2	2	4	2	4	0	3	2	0	13	13.8		
vs Villanova	11/24/2024	*	34:17	4-13	.308	3-8	.375	5-5	1.000	1	1	2	2	3	0	3	2	0	16	14.2		
Bucknell	11/27/2024	*	20:22	1-6	.167	1-6	.167	1-2	.500	0	0	0	2	0	2	3	1	0	4	12.7		
Alcorn	12/01/2024	*	14:41	5-8	.625	2-4	.500	0-0	.000	0	3	3	2	1	4	5	1	0	12	12.6		
Ohio St.	12/04/2024	*	26:45	3-9	.333	0-6	.000	3-3	1.000	1	2	3	2	2	0	1	0	0	9	12.2		
at Purdue	12/08/2024	*	32:53	5-12	.417	3-7	.429	0-0	.000	1	2	3	2	2	1	3	0	1	13	12.3		
Saint Francis	12/17/2024	*	25:16	6-11	.545	3-6	.500	1-1	1.000	1	2	3	2	4	1	2	0	0	16	12.6		
vs Syracuse	12/21/2024	*	30:46	4-11	.364	1-7	.143	0-0	.000	0	2	2	2	3	0	3	1	0	1	9	12.3	
UMES	12/28/2024	*	30:29	2-8	.250	1-3	.333	0-0	.000	0	1	1	2	2	1	2	1	0	2	5	11.8	
at Washington	01/02/2025	*	31:47	5-11	.455	0-4	.000	0-0	.000	1	4	5	2	4	2	2	1	0	1	10	11.6	
at Oregon	01/05/2025	*	30:35	5-8	.625	3-5	.600	6-6	1.000	2	1	3	2	5	2	4	1	0	0	19	12.1	
UCLA	01/10/2025	*	28:40	2-5	.400	1-3	.333	0-0	.000	1	1	2	2	4	2	2	0	0	1	5	11.7	
Minnesota	01/13/2025	*	35:50	5-10	.500	2-7	.286	9-10	.900	1	1	2	2	4	2	2	1	0	0	21	12.2	
at Northwestern	01/16/2025	*	28:27	3-9	.333	2-5	.400	2-2	1.000	1	1	2	2	4	5	1	2	0	0	10	12.1	
Nebraska	01/19/2025	*	32:16	5-10	.500	2-7	.286	3-4	.750	1	1	2	2	4	1	2	2	1	1	15	12.3	
at Illinois	01/23/2025	*	35:29	3-10	.300	1-4	.250	1-2	.500	0	3	3	2	4	3	1	1	0	1	8	12.1	
at Indiana	01/26/2025	*	38:04	8-13	.615	5-7	.714	2-3	.667	0	1	1	2	3	2	0	2	0	1	23	12.6	
Wisconsin	01/29/2025	*	29:51	5-9	.556	3-6	.500	3-5	.600	0	1	1	1	2	3	4	2	0	0	1	16	12.7
at Ohio St.	02/06/2025	*	37:31	7-15	.467	2-4	.500	2-2	1.000	1	2	3	2	3	2	3	1	0	0	18	13.0	
Rutgers	02/09/2025	*	35:44	6-13	.462	3-8	.375	4-6	.667	0	2	2	2	3	2	0	0	0	1	19	13.2	
at Nebraska	02/13/2025	*	38:37	6-14	.429	1-5	.200	1-2	.500	0	2	2	2	3	1	1	1	0	0	14	13.2	
Iowa	02/16/2025	*	34:17	6-12	.500	3-7	.429	3-4	.750	0	1	1	2	2	4	2	0	0	1	18	13.4	
Southern California	02/20/2025	*	32:41	6-12	.500	2-6	.333	8-8	1.000	1	3	4	2	3	0	2	0	0	0	22	13.7	
Michigan St.	02/26/2025	*	39:27	6-12	.500	4-8	.500	4-5	.800	0	1	1	2	3	3	0	1	1	2	20	14.0	
at Penn St.	03/01/2025	*	34:25	2-13	.154	1-8	.125	0-0	.000	1	1	2	2	2	1	5	2	0	1	5	13.7	
at Michigan	03/05/2025	*	37:38	6-14	.429	4-9	.444	3-4	.750	0	2	2	2	2	0	1	1	0	1	19	13.8	
Northwestern	03/08/2025	*	38:08	4-11	.364	1-5	.200	2-3	.667	0	3	3	2	3	2	4	2	0	0	11	13.7	
vs Illinois	03/14/2025	*	24:37	8-12	.667	7-9	.778	3-4	.750	0	0	0	2	2	1	2	0	0	0	26	14.1	
Totals			28	975:21	152-338	.450	73-191	.382	75-93	.806	19	51	70	2.2	54	65	33	2	23	452	14.1	

## Player Averages

Games Played	Minutes/game	Points/game	FG Pct	3FG Pct	FT Pct	Rebounds/game	Assists/game	Turnovers/game	Assist/Turnover ratio	Steals/game	Blocks/game
32	30.5	14.1	45.0	38.2	80.6	2.2	2.0	1.0	2.0	0.7	0.1

## SEASON/CAREER HIGHS

	2024-25 SEASON	CAREER HIGHS
POINTS	28 vs. Mount St. Mary's (11/8/24)	vs. Mount St. Mary's (11/8/24)
REBOUNDS	5, 2x, last at Washington (1/2/25)	6 at Cincinnati (03/15/23)
FG MADE	10 vs. Mount St. Mary's (11/8/24)	10 vs. Mount St. Mary's (11/8/24)
FG ATT.	15 at Ohio State (2/6/25)	15 at Ohio State (2/6/25)
3 FG MADE	7 vs. #24 Illinois (3/14/25)	7 vs. #24 Illinois (3/14/25)
3 FG ATT.	9, 2x, last vs. #24 Illinois (3/14/25)	9, 2x, last vs. #24 Illinois (3/14/25)
FT MADE	9 vs. Minnesota (1/13/25)	9 vs. Minnesota (1/13/25)
FT ATT.	10 vs. Minnesota (1/13/25)	10 vs. Minnesota (1/13/25)
ASSISTS	5, 2x, last at Penn State (3/1/25)	5, 2x, last at Penn State (3/1/25)
BLOCKS	1, 2x, last vs. #8 Michigan State (2/26/25)	1, 4x, last vs. #8 Michigan State (2/26/25)
STEALS	2, 3x, last vs. #8 Michigan State (2/26/25)	3 at Syracuse (01/11/23)
MINUTES	39, 2x, last vs. #8 Michigan State (2/26/25)	39, 2x, last vs. #8 Michigan State (2/26/25)

## MISCELLANEOUS STATS

Category	Season	Career	Last Time
DOUBLE FIGURE SCORING	24	27	26 vs. #24 Illinois (3/14/25)
20-PLUS POINTS	6	6	26 vs. #24 Illinois (3/14/25)
5-PLUS REBOUNDS	2	4	5 at Washington (1/2/25)
5-PLUS ASSISTS	2	2	5 at Penn State (3/1/25)
3-PLUS STEALS	-	1	3 at Syracuse (01/11/23)
DOUBLE-DOUBLE	-	-	-

## CAREER STATS

SEASON	TEAM	GP-GS	MIN/AVG	Field Goals FG-FGA FG%	3-Point 3FG-3FGA 3FG%	F-Throws FT-FTA FT%	Rebounds OFF DEF TOT AVG	Scoring PF-FO A TO BLK STL PTS AVG
2022-23	VT	8-0	161/20.1	18-56 .321	13-39 .333	10-12 .833	1 25 26 3.3	7-0 7 6 2 6 59 7.4
2024-25	MD	32-28	975/30.5	152-338 .450	73-191 .382	75-93 .806	19 51 70 2.2	54-1 65 33 2 23 452 14.1
<b>TOTAL FOR MD</b>		<b>32-28</b>	<b>975/30.5</b>	<b>152-338 .450</b>	<b>73-191 .382</b>	<b>75-93 .806</b>	<b>19 51 70 2.2</b>	<b>54-1 65 33 2 23 452 14.1</b>
<b>TOTAL</b>		<b>40-28</b>	<b>1136/28.4</b>	<b>170-394 .431</b>	<b>86-230 .374</b>	<b>85-105 .810</b>	<b>20 76 96 2.4</b>	<b>61-1 72 39 4 29 511 12.8</b>



# #2 JAHARI LONG

5TH YEAR • GUARD • 6-5 / 200 • HOUSTON, TX (EPISCOPAL/SETON HALL)  
MAJOR: ECONOMICS



JB00QI /



JAHARI2\_



JAH-HAR-EE

SCAN FOR FULL BIO



## 2023-24 GAME-BY-GAME

Opponent	Date	GS	MIN	Total		3-Pointers		Free throws		Rebounds		PF	A	TO	BLK	STL	PTS	AVG			
				FG-FA	PCT	3FG-3FGA	PCT	FT-FTA	PCT	OFF	DEF								TOT	AVG	
Mount St. Mary's vs Davidson	11/07/2023	15:13	2-5	.400	1-3	.333	0-0	.000	0	0	0.0	1	0	1	0	1	2	5	5.0		
vs UAB	11/10/2023	28:56	1-4	.250	0-1	.000	3-3	1.000	1	0	0.5	2	1	2	0	3	5	5.0			
at Villanova	11/12/2023	16:36	2-6	.333	1-5	.200	0-0	.000	0	2	2	1.0	2	1	2	0	5	5.0			
UMBC	11/17/2023	18:43	1-2	.500	0-1	.000	2-2	1.000	1	0	1	1.0	3	3	0	1	4	4.8			
South Alabama	11/21/2023	16:47	1-2	.500	0-1	.000	2-2	1.000	0	1	1	1.0	1	0	1	0	4	4.6			
Rider	11/25/2023	19:10	0-2	.000	0-2	.000	0-0	.000	0	1	1	1.0	1	0	0	1	0	3.8			
at Indiana	11/28/2023	11:35	3-6	.500	0-2	.000	1-3	.333	1	0	1	1.0	2	3	0	0	7	4.3			
Penn St.	12/01/2023	18:51	4-5	.800	0-1	.000	0-1	.000	0	2	2	1.1	0	2	1	0	8	4.8			
Alcorn	12/06/2023	10:02	1-4	.250	1-3	.333	1-2	.500	0	0	0	1.0	2	0	1	0	4	4.7			
Nicholls	12/12/2023	23:44	3-5	.600	2-4	.500	0-0	.000	1	3	4	1.3	2	4	1	0	3	8	5.0		
at UCLA	12/19/2023	23:30	2-7	.286	2-4	.500	2-2	1.000	0	4	4	1.5	2	3	0	1	1	8	5.3		
Coppin St.	12/22/2023	17:51	0-3	.000	0-3	.000	0-0	.000	1	2	3	1.7	3	0	1	0	1	0	4.8		
Purdue	12/28/2023	* 29:43	6-8	.750	2-3	.667	1-1	1.000	1	2	3	1.8	2	4	2	0	2	15	5.6		
at Illinois	01/02/2024	23:00	1-4	.250	0-1	.000	0-0	.000	0	1	1	1.7	3	2	0	0	0	2	5.4		
at Northwestern	01/14/2024	03:00	0-0	.000	0-0	.000	0-0	.000	0	0	0	1.6	0	1	1	0	0	0	5.0		
Michigan St.	01/17/2024	16:54	0-2	.000	0-1	.000	0-2	.000	0	1	1	1.6	2	3	1	1	0	0	4.7		
at Iowa	01/21/2024	20:25	3-6	.500	3-4	.750	0-0	.000	0	1	1	1.5	2	0	0	0	0	9	4.9		
Nebraska	01/24/2024	24:47	2-4	.500	2-2	1.000	0-0	.000	0	0	0	1.4	1	3	3	0	0	6	5.0		
at Michigan St.	01/27/2024	18:28	4-5	.800	3-4	.750	0-0	.000	0	1	1	1.4	3	1	2	0	1	11	5.3		
Rutgers	02/03/2024	30:18	0-2	.000	0-2	.000	2-2	1.000	0	0	0	1.4	0	2	2	1	1	2	5.2		
at Ohio St.	02/06/2024	17:50	0-4	.000	0-3	.000	2-2	1.000	0	0	0	1.3	1	1	0	0	0	2	5.0		
Iowa	02/10/2024	28:25	2-4	.500	0-0	.000	2-2	1.000	0	0	0	1.2	4	0	0	0	0	6	5.0		
Illinois	02/14/2024	* 11:57	0-0	.000	0-0	.000	0-0	.000	0	0	0	1.2	1	2	2	0	1	0	4.8		
at Wisconsin	02/17/2024	12:25	2-6	.333	1-3	.333	0-1	.000	0	0	0	1.1	4	0	1	1	0	5	4.8		
at Rutgers	02/20/2024	11:16	0-0	.000	0-0	.000	2-2	1.000	0	0	0	1.1	4	2	0	0	0	2	4.7		
Northwestern	02/25/2024	07:44	0-1	.000	0-1	.000	0-0	.000	1	0	1	1.1	0	1	0	0	0	0	4.5		
Indiana	02/28/2024	13:04	0-2	.000	0-1	.000	0-0	.000	1	0	1	1.1	3	0	0	0	0	0	4.4		
at Penn St.	03/03/2024	* 28:18	4-6	.667	2-3	.667	2-2	1.000	0	1	1	1.1	3	1	2	0	1	12	4.6		
vs Rutgers	03/10/2024	22:49	2-4	.500	1-2	.500	2-2	1.000	0	3	3	1.1	0	2	0	1	0	7	4.7		
Totals	03/13/2024	12:50	1-4	.250	1-2	.500	0-0	.000	2	0	2	1.2	3	0	2	0	0	3	4.7		
Totals			3	554:12	47-113	.416	22-62	.355	24-31	.774	10	25	35	1.2	57	42	28	5	18	140	4.7

### Player Averages

Games Played	Minutes/game	Points/game	FG Pct	3FG Pct	FT Pct	Rebounds/game	Assists/game	Turnovers/game	Assist/Turnover ratio	Steals/game	Blocks/game
30	18.5	4.7	41.6	35.5	77.4	1.2	1.4	0.9	1.5	0.6	0.2

## SEASON/CAREER HIGHS

	2023-24 SEASON	CAREER HIGHS
POINTS	15 vs. Coppin St. (12/28/23)	15 vs. Coppin St. (12/28/23)
REBOUNDS	4, 2x, last vs. Nicholls (12/19/23)	4, 4x, last vs. Nicholls (12/19/23)
FG MADE	6 vs. Coppin St. (12/28/23)	6 vs. Coppin St. (12/28/23)
FG ATT.	8 vs. Coppin St. (12/28/23)	8 vs. Coppin St. (12/28/23)
3 FG MADE	3, 2x, last vs. Nebraska (1/27/24)	3 vs. Michigan State (1/21/24)
3 FG ATT.	5 vs. UAB (11/12/23)	5 vs. UAB (11/12/23)
FT MADE	3 vs. Davidson (11/10/23)	4 at DePaul (1/9/21)
FT ATT.	3, 2x, last vs. Rider (11/28/23)	4, 2x, last vs. Saint Louis (11/19/22)
ASSISTS	4, 2x, last vs. Coppin St. (12/28/23)	6 vs. Fairleigh Dickinson (11/10/21)
BLOCKS	1, 4x, last at Penn State (3/10/24)	1, 5x, last at Penn State (3/10/24)
STEALS	3, 2x, last vs. Alcorn State (12/12/23)	3, 2x, last vs. Alcorn State (12/12/23)
MINUTES	30, 2x, last at Michigan St. (2/3/24)	30, 2x, last at Michigan St. (2/3/24)

## MISCELLANEOUS STATS

Category	Season	Career	Last Time
Double-Figure Scoring	3	3	12 vs. Indiana (3/3/24)
20-plus Points	-	-	-
10-plus Rebounds	-	-	-
5-plus Rebounds	-	-	-
5-plus Assists	1	6 vs. Fairleigh Dickinson (11/10/21)	
3-plus Steals	2	3 vs. Alcorn State (12/12/23)	
Double-Doubles	-	-	-

## 2024-25 SEASON:

- Out for the start of the season due to knee injury suffered in the 2024 Big Ten Tournament.

## 2023-24 SEASON:

- Played in 30 games with three starts averaging 4.7 points, 1.2 rebounds, and 1.4 steals per game
- Third on the team in assists (42) ... Also had 18 steals and five blocks
- Averaged 18.4 minutes per game and shot .416 from the floor including .355 from three-point range
- Suffered a knee injury in the Big Ten First Round game against Rutgers; missed the second round game against Wisconsin ... Underwent surgery and rehab during the offseason and summer.
- Got the start on senior day, finishing with 12 points, two three-pointers, and a steal against Indiana (3/3).
- Scored 11 points off the bench while tying career-high with three from beyond the arc against Nebraska. (1/27).
- Knocked down a career-high three three-pointers off the bench against Michigan State (1/21).
- Scored in double figures for the first time in career with 15 points adding four assists, three rebounds, and two steals against Coppin State (12/28).
- Came off the bench to score eight points while pulling down two rebounds and dishing out two assists against Indiana (12/1).
- Scored seven points and had three assists against Rider (11/28).

## 2022-23 SEASON:


- Reserve point guard who averaged 2.1 points and 0.7 rebounds per game.
- Averaged 9.9 minutes in 35 games played.
- Had 38 assists to just 18 turnovers while adding nine steals.
- Shot .400 from deep hitting 10-of-25 for the year.
- Tallied six points at Nebraska (2/19) bolstered by a 4-of-5 effort at the free throw line.
- In road win at Minnesota (2/4), had five points, four rebounds and four assists.
- Notched five points in home win over Nebraska (1/28).
- Scored seven points at Iowa (1/15).
- Scored a season-high nine points at Michigan (1/1)
- Scored eight points going perfect from the floor (2-of-2 FG, 1-1 3FG, 3-3 FT) against Saint Peter's (12/22)
- Scored six points while recording four assists in a victory over Saint Louis (11/19).
- Matched his career high with five points in a pair of wins over Niagara (11/7) and Western Carolina (11/10).

## NOTABLES:

- Attended Episcopal High School for four years, playing under head coach Wayan Jones
- Named All-Private School by the Houston Chronicle, Dallas Morning News and VYPE
- Was a two-time finalist for the Guy V. Lewis Award, given to the top high school player in the city of Houston
- Three-time All-Southwest Preparatory Conference selection
- Helped lead Bellaire to a District championship in 2020.
- Full name is Jahari Akil Long
- Son of Marchanel Wilson and Jamaal Long
- Has four siblings
- Member of the Rytes Warriors, Gooz Elite and Texas Showcase summer and AAU club

## CAREER STATS

				Field Goals		3-Point		F-Throws		Rebounds		Scoring	
SEASON	TEAM	GP-GS	MIN/AVG	FG-FGA	FG%	3FG-3FGA	3FG%	FT-FTA	FT%	OFF	DEF	TOT	AVG
2020-21	SHU	19-0	129/6.8	6-19	.316	2-8	.250	5-5	1.000	1	10	11	0.6
2021-22	SHU	5-2	62/12.5	1-7	.143	1-5	.200	1-3	.333	2	3	5	1.0
2022-23	MD	35-0	345/9.9	26-64	.406	10-25	.400	13-21	.619	7	18	25	0.7
2023-24	MD	30-3	554/18.5	47-113	.416	22-62	.355	24-31	.774	10	25	35	1.2
<b>TOTAL FOR MD</b>		<b>65-3</b>	<b>900/13.8</b>	<b>73-177</b>	<b>.412</b>	<b>32-87</b>	<b>.368</b>	<b>37-52</b>	<b>.712</b>	<b>17</b>	<b>43</b>	<b>60</b>	<b>0.9</b>
<b>TOTAL</b>		<b>89-5</b>	<b>1091/12.3</b>	<b>80-203</b>	<b>.394</b>	<b>35-100</b>	<b>.350</b>	<b>43-60</b>	<b>.717</b>	<b>20</b>	<b>56</b>	<b>76</b>	<b>0.9</b>
										<b>103-0</b>	<b>97</b>	<b>64</b>	<b>0.9</b>
											<b>6</b>	<b>31</b>	<b>2.7</b>



# #4 BRADEN PIERCE

R-FRESHMAN • CENTER • 7-0 / 230 • WOODSTOCK, GA (IMG ACADEMY)

MAJOR: LETTERS & SCIENCES BRADENPIERCEE / BRADENPIERCE24



SCAN FOR FULL BIO

## 2023-24 GAME-BY-GAME

Opponent	Date	GS	MIN	Total		3-Pointers		Free throws		Rebounds				PF	A	TO	BLK	STL	PTS	AVG	
				FG-FA	PCT	3FG-3FGA	PCT	FT-FTA	PCT	OFF	DEF	TOT	AVG								
Manhattan	11/04/2024		23:57	4-9	.444	2-5	.400	2-3	.667	0	1	1	1.0	1	1	0	0	1	12	12.0	
Mount St. Mary's	11/08/2024		19:56	10-14	.714	3-5	.600	5-5	1.000	3	2	5	3.0	2	2	1	0	2	28	20.0	
Florida A&M	11/11/2024		15:26	4-9	.444	2-7	.286	0-2	.000	0	1	1	2.3	1	0	0	0	1	10	16.7	
Marquette	11/15/2024		31:56	2-6	.333	2-4	.500	0-0	.000	0	1	1	2.0	1	2	0	0	1	6	14.0	
Canisius	11/19/2024	*	24:33	4-9	.444	3-6	.500	2-2	1.000	2	2	4	2.4	0	3	2	0	1	13	13.8	
vs Villanova	11/24/2024	*	34:17	4-13	.308	3-8	.375	5-5	1.000	1	1	2	2.3	0	3	2	0	0	16	14.2	
Bucknell	11/27/2024	*	20:22	1-6	.167	1-6	.167	1-2	.500	0	0	0	2.0	2	3	1	0	0	4	12.7	
Alcorn	12/01/2024	*	14:41	5-8	.625	2-4	.500	0-0	.000	0	3	3	2.1	4	5	1	0	1	12	12.6	
Ohio St.	12/04/2024	*	26:45	3-9	.333	0-6	.000	3-3	1.000	1	2	3	2.2	2	0	1	0	0	9	12.2	
at Purdue	12/08/2024	*	32:53	5-12	.417	3-7	.429	0-0	.000	1	2	3	2.3	2	1	3	0	1	13	12.3	
Saint Francis	12/17/2024	*	25:16	6-11	.545	3-6	.500	1-1	1.000	1	2	3	2.4	1	2	0	0	0	16	12.6	
vs Syracuse	12/21/2024	*	30:46	4-11	.364	1-7	.143	0-0	.000	0	2	2	2.3	0	3	1	0	1	9	12.3	
UMES	12/28/2024	*	30:29	2-8	.250	1-3	.333	0-0	.000	0	1	1	2.2	1	2	1	0	2	5	11.8	
at Washington	01/02/2025	*	31:47	5-11	.455	0-4	.000	0-0	.000	1	4	5	2.4	2	2	1	0	1	10	11.6	
at Oregon	01/05/2025	*	30:35	5-8	.625	3-5	.600	6-6	1.000	2	1	3	2.5	2	4	1	0	0	19	12.1	
UCLA	01/10/2025	*	28:40	2-5	.400	1-3	.333	0-0	.000	1	1	2	2.4	2	2	0	0	1	5	11.7	
Minnesota	01/13/2025	*	35:50	5-10	.500	2-7	.286	9-10	.900	1	1	2	2.4	2	2	1	0	0	21	12.2	
at Northwestern	01/16/2025	*	28:27	3-9	.333	2-5	.400	2-2	1.000	1	1	2	2.4	5	1	2	0	0	10	12.1	
Nebraska	01/19/2025	*	32:16	5-10	.500	2-7	.286	3-4	.750	1	1	2	2.4	1	2	2	1	1	15	12.3	
at Illinois	01/23/2025	*	35:29	3-10	.300	1-4	.250	1-2	.500	0	3	3	2.4	3	1	1	0	1	8	12.1	
at Indiana	01/26/2025	*	38:04	8-13	.615	5-7	.714	2-3	.667	0	1	1	2.3	2	0	2	0	1	23	12.6	
Wisconsin	01/29/2025	*	29:51	5-9	.556	3-6	.500	3-5	.600	0	1	1	2.3	4	2	0	0	1	16	12.7	
at Ohio St.	02/06/2025	*	37:31	7-15	.467	2-4	.500	2-2	1.000	1	2	3	2.3	2	3	1	0	0	18	13.0	
Rutgers	02/09/2025	*	35:44	6-13	.462	3-8	.375	4-6	.667	0	2	2	2.3	2	0	0	0	1	19	13.2	
at Nebraska	02/13/2025	*	38:37	6-14	.429	1-5	.200	1-2	.500	0	2	2	2.3	1	1	1	0	0	14	13.2	
Iowa	02/16/2025	*	34:17	6-12	.500	3-7	.429	3-4	.750	0	1	1	2.2	2	4	2	0	1	18	13.4	
Southern California	02/20/2025	*	32:41	6-12	.500	2-6	.333	8-8	1.000	1	3	4	2.3	0	2	0	0	0	22	13.7	
Michigan St.	02/26/2025	*	39:27	6-12	.500	4-8	.500	4-5	.800	0	1	1	2.3	3	0	1	1	2	20	14.0	
at Penn St.	03/01/2025	*	34:25	2-13	.154	1-8	.125	0-0	.000	1	1	2	2.2	1	5	2	0	1	5	13.7	
at Michigan	03/05/2025	*	37:38	6-14	.429	4-9	.444	3-4	.750	0	2	2	2.2	0	1	1	0	1	19	13.8	
Northwestern	03/08/2025	*	38:08	4-11	.364	1-5	.200	2-3	.667	0	3	3	2.3	2	4	2	0	0	11	13.7	
vs Illinois	03/14/2025	*	24:37	8-12	.667	7-9	.778	3-4	.750	0	0	0	2.2	1	2	0	0	0	26	14.1	
Totals			28	975:21	152-338	.450	73-191	.382	75-93	.806	19	51	70	2.2	54	65	33	2	23	452	14.1

## Player Averages

Games Played	Minutes/game	Points/game	FG Pct	3FG Pct	FT Pct	Rebounds/game	Assists/game	Turnovers/game	Assist/Turnover ratio	Steals/game	Blocks/game
32	30.5	14.1	45.0	38.2	80.6	2.2	2.0	1.0	2.0	0.7	0.1

## SEASON/CAREER HIGHS

	2024-25 SEASON	CAREER HIGHS
POINTS	6 vs. Canisius (11/19/24)	Same
REBOUNDS	5 vs. Canisius (11/19/24)	Same
FG MADE	2, 2x, last vs. Bucknell (11/27/24)	Same
FG ATT.	3, 2x, last vs. Bucknell (11/27/24)	Same
3 FG MADE	-	-
3 FG ATT.	1 vs. Bucknell (11/27/24)	Same
FT MADE	2 vs. Canisius (11/19/24)	Same
FT ATT.	4 vs. Canisius (11/19/24)	Same
ASSISTS	1, 3x, last vs. Canisius (11/19/24)	Same
BLOCKS	1, 2x, last vs. Canisius (11/19/24)	Same
STEALS	1 vs. Canisius (11/19/24)	Same
MINUTES	13 vs. Canisius (11/19/24)	Same

## MISCELLANEOUS STATS

Category	Season	Career	Last Time
Double-Figure Scoring	-	-	-
20-plus Points	-	-	-
10-plus Rebounds	-	-	-
5-plus Assists	-	-	-
5-plus Steals	-	-	-
Double-Doubles	-	-	-

## CAREER STATS

				Field Goals		3-Point		F-Throws		Rebounds				Scoring						
SEASON	TEAM	GP-GS	MIN/AVG	FG-FGA	FG%	3FG-3FGA	3FG%	FT-FTA	FT%	OFF	DEF	TOT	AVG	PF-FO	A	TO	BLK	STL	PTS	AVG
2024-25	MD	5-0	36/7.2	5-9	.556	0-1	.000	2-4	.500	4	8	12	2.4	9-0	3	1	2	1	12	2.4
<b>TOTAL</b>		<b>5-0</b>	<b>36/7.2</b>	<b>5-9</b>	<b>.556</b>	<b>0-1</b>	<b>.000</b>	<b>2-4</b>	<b>.500</b>	<b>4</b>	<b>8</b>	<b>12</b>	<b>2.4</b>	<b>9-0</b>	<b>3</b>	<b>1</b>	<b>2</b>	<b>1</b>	<b>12</b>	<b>2.4</b>



# #5 DeSHAWN HARRIS-SMITH

SOPHOMORE • GUARD • 6-5 / 215 • WOODBRIDGE, VA (PAUL VI CATHOLIC)  
MAJOR: LETTERS & SCIENCES

📷 THATDOGDESHAWN / 🐦 DCINCOOO

👤 DAY-SHAWN



SCAN FOR FULL BIO

## 2024-25 SEASON:

- Posted 10 points, 3 rebounds, 5 assists, and 1 steal against Alcorn State (12/1).
- Contributed 4 assists and his season-high 7 rebounds in a win over Bucknell (11/27).
- Finished with nine points and pulled down a rebound against #15 Marquette (11/15).
- Provided six points, adding four rebounds and a pair of assists against Manhattan (11/4).

## 2023-24 SEASON:

- 2024 Big Ten All-Freshman Team Selection
- Started 32 games averaging 7.3 points, 4.3 rebounds, and 2.1 assists per game
- Averaged 29.5 minutes per game and was second on the team in assists (72)
- Finished in double figures with 14 points while adding five rebounds against Northwestern (2/28).
- Set new season high with 17 points, knocking down a pair of threes, grabbed six boards, and dished three assists against Iowa (2/14).
- Had fifth career double figure game with 10 points and added five rebounds, and three assists against Michigan (1/11).
- Put in nine points with six rebounds, two assist, and a steal against UCLA (12/22).
- Scored 12 points and buried three from distance with five assists, three steals, a rebound, and a block against Alcorn State (12/12).
- Tied career-high with eight rebounds while scoring seven points, dishing four assists, and a steal against Penn State (12/6).
- Scored in double figures with 13 points with grabbed six rebounds and had two assists against UAB (11/12).
- Finished in double figures in Maryland debut with 12 points with four rebounds, two assists, one block, and a pair of steals vs. Mount St. Mary's (11/7).
- The sixth Terrapin freshman to score in double-figures in their debut since and the first since Jalen Smith in 2018.
- Became first Maryland freshman to start in a season opener since Jalen Smith and Andrew Wiggins in 2018.

## BEFORE COLLEGE:

- Selected as one of 35 players nationally to take part in the USA Basketball Under-19 Men's National Team Training Camp.
- Played in the Iverson All-American Game.
- Collected a number of individual honors after a standout year at Paul VI High School – Virginia Gatorade Player of the Year, Naismith High School All-American, WCAC Player of the Year, All-MET Player of the Year, VISAA Player of the Year, and Max Preps Virginia Player of the Year.
- Four-star recruit ranked No. 26 nationally and as the top prospect out of Virginia.
- As a senior, averaged 17.8 points, 8.0 rebounds, 7.0 assists, and 2.6 steals per game.
- Led Paul VI to the VISAA Division I State Championship and the WCAC Tournament final.
- Known for his toughness with the ability to play through heavy contact and ultra-competitiveness.
- As a junior was also named the Virginia Independent Schools Athletic Association Division I State Player of the Year after averaging 14.4 points, 7.8 rebounds, 4.5 assists and 2.2 steals.
- Played on the AAU circuit with Team Takeover where he was named first-team all-tournament at Peach Jam after averaging 12.3 points, 8.0 rebounds, and 3.6 assists.

## PERSONAL:

- Son of Ericka Smith and Darius Harris.
- Has three siblings: Darius, Dominique, and Kyree.

## 2023-24 GAME-BY-GAME

Opponent	Date	GS	MIN	Total	FG-FGA	PCT	3FG-3FGA	PCT	FT-FTA	PCT	OFF	DEF	TOT	AVG	PF	A	TO	BLK	STL	PTS	AVG
Manhattan	11/04/2024	*	25:01	3-8	.375	0-3	.000	0-0	.000	0-0	0	4	4	4.0	0	2	1	0	0	6	6.0
Mount St. Mary's	11/08/2024	*	15:56	2-4	.500	0-0	.000	0-1	.000	0	3	3	3.5	3	1	1	0	1	4	5.0	
Florida A&M	11/11/2024	*	21:59	1-4	.250	0-2	.000	3-5	.600	1	5	6	4.3	1	1	1	0	1	5	5.0	
Marquette	11/15/2024	*	28:52	4-5	.800	1-1	1.000	0-2	.000	0	1	1	3.5	4	0	1	0	0	9	6.0	
Canisius	11/19/2024		21:15	2-6	.333	0-2	.000	1-2	.500	0	4	4	3.6	0	3	1	0	1	5	5.8	
vs Villanova	11/24/2024		15:30	1-1	1.000	0-0	.000	0-0	.000	1	3	4	3.7	5	3	0	0	0	2	5.2	
Bucknell	11/27/2024		22:37	0-4	.000	0-2	.000	0-0	.000	1	6	7	4.1	1	4	0	0	0	0	4.4	
Alcorn	12/01/2024		22:58	3-5	.600	1-2	.500	3-4	.750	0	3	3	4.0	2	5	3	0	1	10	5.1	
Ohio St.	12/04/2024		21:23	0-4	.000	0-1	.000	2-4	.500	0	3	3	3.9	1	1	1	0	1	2	4.8	
at Purdue	12/08/2024		17:55	1-2	.500	0-0	.000	0-0	.000	1	1	2	3.7	2	2	0	0	0	2	4.5	
Saint Francis	12/17/2024		04:05	0-1	.000	0-0	.000	0-0	.000	0	0	0	3.4	1	1	1	0	0	0	4.1	
vs Syracuse	12/21/2024		13:39	0-2	.000	0-1	.000	0-0	.000	1	2	3	3.3	1	1	0	0	1	0	3.8	
UMES	12/28/2024		18:47	2-3	.667	1-2	.500	0-0	.000	0	2	2	3.2	2	1	0	0	0	0	5.3	
at Washington	01/02/2025		21:12	2-3	.667	1-2	.500	3-3	1.000	0	1	1	3.1	3	2	1	0	2	8	4.1	
at Oregon	01/05/2025		24:31	2-3	.667	0-1	.000	0-0	.000	0	5	5	3.2	3	2	0	0	0	4	4.1	
UCLA	01/10/2025		16:18	1-3	.333	0-1	.000	1-1	1.000	0	0	0	3.0	0	1	3	0	0	1	3.4	
Minnesota	01/13/2025		09:15	0-0	.000	0-0	.000	2-2	1.000	0	1	1	2.9	2	0	1	0	0	1	2.9	
at Northwestern	01/16/2025		14:47	1-2	.500	0-1	.000	0-0	.000	0	1	1	2.8	1	0	0	0	1	2	3.8	
Nebraska	01/19/2025		11:58	1-1	1.000	0-0	.000	0-0	.000	0	1	1	2.7	1	1	1	0	1	2	3.7	
at Illinois	01/23/2025		08:47	0-1	.000	0-1	.000	0-0	.000	1	2	3	2.7	2	0	1	0	0	0	3.6	
at Indiana	01/26/2025		07:12	0-1	.000	0-0	.000	0-0	.000	0	0	0	2.6	1	0	0	0	0	0	3.4	
Wisconsin	01/29/2025		16:49	1-3	.333	1-1	1.000	0-0	.000	2	2	4	2.6	0	1	1	0	0	3	3.4	
at Ohio St.	02/06/2025		06:12	0-1	.000	0-1	.000	0-0	.000	0	0	0	2.5	3	0	0	0	0	0	3.2	
Rutgers	02/09/2025		16:04	1-2	.500	0-1	.000	0-3	.000	1	2	3	2.5	3	0	0	0	0	2	3.2	
at Nebraska	02/13/2025		07:22	0-0	.000	0-0	.000	0-0	.000	0	4	4	2.6	0	1	2	0	1	0	3.0	
Iowa	02/16/2025		07:02	0-1	.000	0-1	.000	0-0	.000	1	0	1	2.5	0	0	0	0	0	0	2.9	
Southern California	02/20/2025		12:30	0-1	.000	0-0	.000	0-0	.000	1	1	2	2.5	1	0	0	0	0	0	2.8	
Michigan St.	02/26/2025		17:06	0-2	.000	0-1	.000	0-0	.000	2	3	5	2.6	0	0	0	0	1	0	2.7	
at Penn St.	03/01/2025		07:50	0-0	.000	0-0	.000	0-0	.000	1	0	1	2.6	2	0	1	0	0	0	2.6	
at Michigan	03/05/2025		03:59	0-1	.000	0-0	.000	0-0	.000	0	2	2	2.5	0	0	0	0	0	0	2.5	
Northwestern	03/08/2025		13:45	0-0	.000	0-0	.000	0-1	.000	0	0	0	2.5	1	2	0	0	0	0	2.5	
vs Illinois	03/14/2025		21:19	0-4	.000	0-1	.000	0-0	.000	0	4	4	2.5	1	2	0	0	0	0	2.4	
<b>Totals</b>			<b>4</b>	<b>493:57</b>	<b>28-78</b>	<b>.359</b>	<b>5-28</b>	<b>.179</b>	<b>15-28</b>	<b>.536</b>	<b>14</b>	<b>66</b>	<b>80</b>	<b>2.5</b>	<b>47</b>	<b>35</b>	<b>23</b>	<b>0</b>	<b>14</b>	<b>76</b>	<b>2.4</b>

## Player Averages

Games Played	Minutes/game	Points/game	FG Pct	3FG Pct	FT Pct	Rebounds/game	Assists/game	Turnovers/game	Assist/Turnover ratio	Steals/game	Blocks/game
32	15.4	2.4	35.9	17.9	53.6	2.5	1.1	0.7	1.5	0.4	0.0

## SEASON/CAREER HIGHS

	2024-25 SEASON	CAREER HIGHS
POINTS	10 vs. Alcorn State (12/1/24)	17 vs. Iowa (2/14/24)
REBOUNDS	7 vs. Bucknell (11/27/24)	8, 4x, last at Ohio St. (2/10/24)
FG MADE	4 vs. Marquette (11/15/24)	7 vs. Iowa (2/14/24)
FG ATT.	8 vs. Manhattan (11/4/24)	15 vs. Wisconsin (3/14/24)
3 FG MADE	1, 5x, last vs. #17 Wisconsin (1/29/25)	3, 2x, last vs. Wisconsin (3/14/24)
3 FG ATT.	3 vs. Manhattan (11/4/24)	5, 3x, last vs. Northwestern (2/28/24)
FT MADE	3, 3x, last at Washington (1/2/25)	5 at Minnesota (1/7/24)
FT ATT.	5 vs. Florida A&M (11/11/24)	8 vs. UMBC (11/21/23)
ASSISTS	5 vs. Alcorn State (12/1/24)	5, 4x, last vs. Alcorn State (12/1/24)
BLOCKS	-	1, 4x, last at #10 Illinois (1/14/24)
STEALS	2 at Washington (1/2/25)	3, 2x, last vs. Alcorn State (12/12/23)
MINUTES	29 vs. Marquette (11/15/24)	41 at Ohio St. (2/10/24)

## MISCELLANEOUS STATS

Category	Season	Career	Last Time
Double-Figure Scoring	1	9	10 vs. Alcorn State (12/1/24)
20-plus Points	-	-	-
10-plus Rebounds	-	-	-
5-plus Assists	2	5	5 at #9 Oregon (1/5/25)
3-plus Steals	-	2	3 vs. Alcorn State (12/12/23)
Double-Doubles	-	-	-

## CAREER STATS

				Field Goals		3-Point		F-Throws		Rebounds									Scoring	
SEASON	TEAM	GP-GS	MIN/AVG	FG-FGA	FG%	3FG-3FGA	3FG%	FT-FTA	FT%	OFF	DEF	TOT	AVG	PF-FO	A	TO	BLK	STL	PTS	AVG
2023-24	MD	33-30	973/29.5	88-239	.368	18-89	.202	47-81	.580	37	104	141	4.3	86-2	72	55	4	31	241	7.3
2024-25	MD	32-4	494/15.4	28-78	.359	5-28	.179	15-28	.536	14	66	80	2.5	47-1	35	23	0	14	76	2.4
TOTAL		65-34	1467/22.6	116-317	.366	23-117	.197	62-109	.569	51	170	221	3.4	133-3	107	78	4	45	317	4.9



# #6 TAFARA GAPARE

JUNIOR • FORWARD • 6-9 / 206 • WELLINGTON, NEW ZEALAND (SOUTH KENT (CT) SCHOOL  
UMASS / GEORGIA TECH)

📷 TAFARA.GAPARE / 🐦 TAFARA\_GAPARE5

MAJOR: AFRICAN AMERICAN STUDIES

👤 TUH-FAR-UH GUH-PAR-EE



SCAN FOR FULL BIO

## 2024-25 GAME-BY-GAME

Opponent	Date	GS	MIN	Total		3-Pointers		Free throws		Rebounds		PF	A	TO	BLK	STL	PTS	AVG			
				FG-FGA	PCT	3FG-3FGA	PCT	FT-FTA	PCT	OFF	DEF								TOT	AVG	
Manhattan	11/04/2024	13:02	2-3	.667	1-1	1.000	0-2	.000	1	1	2	2.0	3	1	1	5	5.0				
Mount St. Mary's	11/08/2024	12:23	0-1	.000	0-1	.000	5-6	.833	0	1	1	1.5	1	0	0	4	5.0				
Florida A&M	11/11/2024	15:02	1-1	1.000	0-0	.000	0-0	.000	0	0	0	1.0	3	0	0	2	2.4				
Marquette	11/15/2024	03:02	0-1	.000	0-1	.000	0-0	.000	0	0	0	0.8	0	0	1	0	0.3				
Canisius	11/19/2024	20:40	1-3	.333	0-0	.000	2-2	1.000	2	7	9	2.4	0	2	1	0	4	3.2			
vs Villanova	11/24/2024	02:27	0-0	.000	0-0	.000	0-0	.000	0	0	0	2.0	0	0	0	0	0	2.7			
Bucknell	11/27/2024	22:17	7-9	.778	3-4	.750	2-3	.667	2	4	6	2.6	2	0	2	1	0	19	5.0		
Alcorn	12/01/2024	22:32	4-7	.571	1-4	.250	0-0	.000	2	6	8	3.3	0	0	6	0	9	5.5			
Ohio St.	12/04/2024	18:32	5-7	.714	1-2	.500	1-2	.500	1	2	3	3.2	1	0	0	1	0	12	6.2		
at Purdue	12/08/2024	15:16	0-3	.000	0-2	.000	1-2	.500	0	2	2	3.1	1	1	2	1	0	1	5.7		
Saint Francis	12/17/2024	17:41	4-10	.400	1-3	.333	0-0	.000	2	6	8	3.5	1	1	0	1	0	9	6.0		
vs Syracuse	12/21/2024	16:18	2-3	.667	1-2	.500	1-2	.500	1	2	3	3.5	2	1	2	1	1	6	6.0		
UMES	12/28/2024	07:40	1-1	1.000	0-0	.000	0-0	.000	0	0	0	3.2	2	0	0	1	0	2	5.7		
at Washington	01/02/2025	04:06	0-0	.000	0-0	.000	0-0	.000	0	1	1	3.1	0	0	1	0	0	0	5.3		
at Oregon	01/05/2025	19:38	0-3	.000	0-1	.000	0-0	.000	0	1	2	3.3	3	1	1	2	1	0	4.9		
UCLA	01/10/2025	14:13	3-4	.750	1-2	.500	1-1	1.000	0	2	2	3.0	3	0	1	2	1	8	5.1		
Minnesota	01/13/2025	14:39	1-3	.333	0-1	.000	0-0	.000	0	1	1	2.9	3	1	0	2	0	2	4.9		
at Northwestern	01/16/2025	13:26	3-5	.600	2-4	.500	1-1	1.000	0	1	1	2.8	0	0	0	0	0	9	5.2		
Nebraska	01/19/2025	09:38	2-4	.500	0-1	.000	0-0	.000	0	1	1	2.7	2	0	1	0	0	4	5.1		
at Illinois	01/23/2025	12:43	0-2	.000	0-0	.000	2-4	.500	0	2	2	2.7	4	1	0	0	0	2	5.0		
at Indiana	01/26/2025	03:38	1-1	1.000	0-0	.000	0-0	.000	0	0	0	2.5	2	0	1	0	0	2	4.8		
Wisconsin	01/29/2025	18:31	1-3	.333	1-2	.500	0-0	.000	0	3	3	3.5	3	0	0	1	0	3	4.7		
at Ohio St.	02/06/2025	05:24	0-1	.000	0-0	.000	0-0	.000	0	1	1	2.5	3	0	0	0	0	0	4.5		
Iowa	02/16/2025	03:47	0-0	.000	0-0	.000	0-0	.000	0	0	0	2.4	1	0	0	0	0	0	4.3		
Southern California	02/20/2025	01:27	0-1	.000	0-1	.000	1-2	.500	0	0	0	2.3	0	0	0	0	0	1	4.2		
at Penn St.	03/01/2025	01:54	0-1	.000	0-0	.000	0-0	.000	0	0	0	2.2	0	0	0	1	0	0	4.0		
at Michigan	03/05/2025	01:23	0-0	.000	0-0	.000	0-0	.000	0	0	0	2.1	0	0	0	0	0	0	3.9		
Northwestern	03/08/2025	00:02	0-0	.000	0-0	.000	0-0	.000	0	0	0	2.0	0	0	0	0	0	0	3.8		
vs Illinois	03/14/2025	10:45	1-5	.200	1-2	.500	1-2	.500	0	0	0	2.0	1	0	0	2	1	4	3.8		
Totals			0	322:06	39-82	.476	13-34	.382	18-29	.621	12	45	57	2.0	40	6	17	24	11	109	3.8

## Player Averages

Games Played	Minutes/game	Points/game	FG Pct	3FG Pct	FT Pct	Rebounds/game	Assists/game	Turnovers/game	Assist/Turnover ratio	Steals/game	Blocks/game
29	11.1	3.8	47.6	38.2	62.1	2.0	0.2	0.6	0.4	0.4	0.8

## SEASON/CAREER HIGHS

	2024-25 SEASON	CAREER HIGHS
POINTS	19 vs. Bucknell (11/27/24)	20 vs. Penn St. (12/16/23)
REBOUNDS	9 vs. Canisius (11/19/24)	10 vs. Florida St. (03/02/24)
FG MADE	7 vs. Bucknell (11/27/24)	7, 2x, last vs. Bucknell (11/27/24)
FG ATT.	10 vs. Saint Francis (12/17/24)	16 vs. Penn St. (12/16/23)
3FG MADE	3 vs. Bucknell (11/27/24)	3, 2x, last vs. Bucknell (11/27/24)
3FG ATT.	4, 3x, last at Northwestern (11/16/25)	6 vs. Penn St. (12/16/23)
FT MADE	5 vs. Mount St. Mary's (11/8/24)	5, 2x, last vs. Mount St. Mary's (11/8/24)
FT ATT.	6 vs. Mount St. Mary's (11/8/24)	8 vs. Saint Louis (01/04/23)
ASSISTS	1, 6x, last at #17 Illinois (1/23/25)	4 vs. Florida St. (03/02/24)
BLOCKS	6 vs. Alcorn State (12/1/24)	6 vs. Alcorn State (12/1/24)
STEALS	4 vs. Mount St. Mary's (11/8/24)	5 vs. UAlbany (12/05/22)
MINUTES	23 vs. Alcorn State (12/1/24)	30 vs. Florida St. (03/02/24)

## MISCELLANEOUS STATS

Category	Season	Career	Last Time
DOUBLE FIGURE SCORING	2	9	12 vs. Ohio State (12/4/24)
20-PLUS POINTS	-	1	20 vs. Penn St. (12/16/23)
5-PLUS REBOUNDS	4	18	8 vs. Saint Francis (12/17/24)
5-PLUS ASSISTS	-	-	-
3-PLUS STEALS	1	2	4 vs. Mount St. Mary's (11/8/24)
DOUBLE-DOUBLE	-	-	-

## 2024-25 SEASON:

- Scored 12 points while adding three rebounds in win against Ohio State (12/4).
- Finished with 9 points, 8 rebounds, and a career-high 6 blocks against Alcorn State (12/1).
- Scored a season-high 19 points and had 6 rebounds against Bucknell (11/27).
- Made Maryland debut against Manhattan (11/4) scoring five points with a block and one steal.

## 2023-24 SEASON (GEORGIA TECH):

- Played in 29 games, starting 15, and averaged 18.2 minutes
- Started Tech's final nine games and played 20 or more minutes in nine of the last 12, filling the void created by the absence of Ebenezer Doquona (who was injured the final nine games)
- Last seven games, averaged 7.7 ppg, 6.1 rpg, 20-of-48 FG, 11-of-13 FT, 8 blocks
- Scored in double digits against Syracuse, Clemson and Wake Forest during that stretch, pulled 10 rebounds and blocked three shots against Florida State
- Started nine ACC games total, including Duke on Dec. 2
- Averaged 5.1 points, 3.7 rebounds with a team-high 20 blocked shots in conference games
- Key off the bench in Tech's win over No. 3 North Carolina (6 points, career-high 8 rebounds, 3 blocks)
- Had a team-high 33 blocked shots for the season and ranked 10th in the ACC in blocks per game (1.14) despite his limited minutes
- Returned from a three-game absence early in the season to score 35 points with 11 rebounds in Tech's three games against Georgia, Alabama A&M and Penn State
- Went 13-26 from the floor with three blocks and two steals in 61 total minutes
- Scored career-high 20 points with six boards in 28 minutes in Tech's win over Penn State
- Scored nine points with seven rebounds and four blocks to help Tech defeat Hawaii in the Diamond Head Classic

## 2022-23 SEASON (UMASS):


- As a Freshman at UMass (2022-23):
- Averaged 12.4 minutes per game over 30 games
- Averaged 3.4 points and 2.1 rebounds per game, while shooting 31.2 percent from the field for the Minuteman, who finished the season 15-16 overall
- Despite limited playing time, he led the team in blocked shots (20) and went to the free throw line 40 times
- Scored a season-high 15 points against Albany
- Played a season-high 24 minutes against Rhode Island in which he scored 11 points, made a pair of three-point field goals and grabbed a season-best seven rebounds
- Had one other double-figure game – 13 points vs. Hofstra

## BEFORE COLLEGE:

- Reclassified from the Class of 2023 to the Class of 2022
- Spent the 2021-22 year at the South Kent School in Connecticut
- Ranked as the No. 1 player in Connecticut and No. 10 power forward by 247Sports for the Class of 2023
- Top-50 recruit nationally by 247Sports
- Rated as a four-star recruit by Rivals
- Tabbed 81st-nationally and as the No. 18-ranked power forward by Rivals.

## CAREER STATS

				Field Goals		3-Point		F-Throws		Rebounds									Scoring	
SEASON	TEAM	GP-GS	MIN/AVG	FG-FGA	FG%	3FG-3FGA	3FG%	FT-FTA	FT%	OFF	DEF	TOT	AVG	PF-FO	A	TO	BLK	STL	PTS	AVG
2022-23	UMass	30-0	372/12.4	34-109	.312	12-45	.267	23-40	.575	15	48	63	2.1	39-0	8	33	20	14	103	3.4
2023-24	GaTech	29-15	527/18.2	52-150	.347	10-59	.169	34-50	.680	23	78	101	3.5	54-1	24	27	33	10	148	5.1
2024-25	MD	29-0	322/11.1	39-82	.476	13-34	.382	18-29	.621	12	45	57	2.0	40-0	6	17	24	11	109	3.8
TOTAL FOR MD		29-0	322/11.1	39-82	.476	13-34	.382	18-29	.621	12	45	57	2.0	40-0	6	17	24	11	109	3.8
TOTAL		88-15	1221/13.9	125-341	.367	35-138	.254	75-119	.630	50	171	221	2.5	133-1	38	77	77	35	360	4.1



# #7 MALACHI PALMER

GUARD • FRESHMAN • 6-6 / 215 • HARRISBURG, PA. (MT. ZION PREP (MD.))  
MAJOR: LETTERS & SCIENCES MALACHIPALMER / MALACHIPALMERR



SCAN FOR FULL BIO

### 2024-25 SEASON:

- Contributed 5 points and 5 rebounds in a win over Alcorn State (12/1).
- Against Canisius (11/19), set season-highs in points (10) and rebounds (6) along with a block.
- Knocked down a three-pointer, while grabbing a pair of rebounds against Florida A&M (11/11).
- Made debut against Manhattan scoring four points, adding four rebounds, and one steal (11/4).

### BEFORE COLLEGE:

- Four-star guard who chose the Terps over Florida State, Oklahoma State, Seton Hall, and West Virginia
- No. 2 ranked recruit from Maryland and the No. 119 overall recruit in the class after playing the last two seasons at Mt. Zion Prep
- Selected to play in both the 2024 Capital Classic and the 2024 Iverson Classic Showcase
- Started his high school career at Central Dauphin in Pennsylvania before transferring to Hillcrest Prep in Arizona
- Also played on the EYBL circuit for Team Melo and NY Renaissance
- At Mt. Zion, Palmer crested the 1,000 point plateau as a senior
- As a freshman, was named a MaxPreps Freshman All-American
- Was also a First Team All-Elite Prep League selection as a junior

### 2024-25 GAME-BY-GAME

Opponent	Date	GS	MIN	Total		3-Pointers		Free throws		Rebounds			PF	A	TO	BLK	STL	PTS	AVG	
				FG-FGA	PCT	3FG-3FGA	PCT	FT-FTA	PCT	OFF	DEF	TOT								AVG
Manhattan	11/04/2024		11:47	2-3	.667	0-0	.000	0-0	.000	1	3	4	4.0	2	0	0	0	1	4	4.0
Mount St. Mary's	11/08/2024		11:30	0-3	.000	0-1	.000	0-0	.000	0	1	1	2.5	2	0	0	0	1	0	2.0
Florida A&M	11/11/2024		14:24	1-5	.200	1-3	.333	0-0	.000	1	1	2	2.3	3	1	0	0	0	3	2.3
Canisius	11/19/2024		23:31	3-8	.375	2-6	.333	2-2	1.000	2	4	6	3.3	1	0	0	1	0	10	4.3
vs Villanova	11/24/2024		08:29	1-2	.500	1-2	.500	0-0	.000	0	0	0	2.6	1	0	0	0	0	3	4.0
Bucknell	11/27/2024		17:29	1-3	.333	0-1	.000	1-1	1.000	0	4	4	2.8	1	2	1	0	0	3	3.8
Alcorn	12/01/2024		20:24	2-3	.667	1-1	1.000	0-0	.000	0	5	5	3.1	3	1	0	0	0	5	4.0
Ohio St.	12/04/2024		13:03	0-2	.000	0-2	.000	0-0	.000	0	2	2	3.0	1	0	0	0	0	0	3.5
at Purdue	12/08/2024		00:00	0-0	.000	0-0	.000	0-0	.000	0	0	0	2.7	0	0	0	0	0	0	3.1
Saint Francis	12/17/2024		14:35	2-3	.667	1-1	1.000	0-0	.000	0	3	3	2.7	2	1	0	0	1	5	3.3
vs Syracuse	12/21/2024		07:19	1-2	.500	0-1	.000	0-0	.000	1	0	1	2.5	2	0	1	0	0	2	3.2
UMES	12/28/2024		07:00	0-1	.000	0-1	.000	0-0	.000	0	0	0	2.3	2	0	0	0	0	0	2.9
UCLA	01/10/2025		03:02	0-0	.000	0-0	.000	0-0	.000	0	1	1	2.2	0	0	0	0	0	0	2.7
at Illinois	01/23/2025		01:16	0-0	.000	0-0	.000	0-0	.000	0	0	0	2.1	0	0	0	0	0	0	2.5
at Ohio St.	02/06/2025		02:20	0-0	.000	0-0	.000	0-0	.000	0	0	0	1.9	1	0	0	0	0	0	2.3
Rutgers	02/09/2025		09:00	0-2	.000	0-2	.000	1-2	.500	0	0	0	1.8	2	1	0	0	0	1	2.3
Iowa	02/16/2025		01:52	0-1	.000	0-1	.000	0-0	.000	0	1	1	1.8	0	0	0	0	0	0	2.1
at Penn St.	03/01/2025		03:31	0-1	.000	0-0	.000	0-0	.000	0	0	0	1.7	1	0	0	0	0	0	2.0
Northwestern	03/08/2025		00:02	0-0	.000	0-0	.000	0-0	.000	0	0	0	1.6	0	0	0	0	0	0	1.9
vs Illinois	03/14/2025		08:57	0-0	.000	0-0	.000	0-2	.000	0	0	0	1.5	0	0	0	0	0	0	1.8
Totals		0	179:32	13-39	.333	6-22	.273	4-7	.571	5	25	30	1.5	24	6	2	1	3	36	1.8

### Player Averages

Games Played	Minutes/ game	Points/ game	FG Pct	3FG Pct	FT Pct	Rebounds/ game	Assists/ game	Turnovers/ game	Assist/Turnover ratio	Steals/ game	Blocks/ game
20	9.0	1.8	33.3	27.3	57.1	1.5	0.3	0.1	3.0	0.2	0.1

### SEASON/CAREER HIGHS


	2024-25 SEASON	CAREER HIGHS
POINTS	10 vs. Canisius (11/19/24)	Same
REBOUNDS	6 vs. Canisius (11/19/24)	Same
FG MADE	3 vs. Canisius (11/19/24)	Same
FG ATT.	8 vs. Canisius (11/19/24)	Same
3 FG MADE	2 vs. Canisius (11/19/24)	Same
3 FG ATT.	6 vs. Canisius (11/19/24)	Same
FT MADE	2 vs. Canisius (11/19/24)	Same
FT ATT.	2 vs. Canisius (11/19/24)	Same
ASSISTS	2 vs. Bucknell (11/27/24)	Same
BLOCKS	1 vs. Canisius (11/19/24)	Same
STEALS	1, 3x, last vs. Saint Francis (12/17/24)	Same
MINUTES	23 vs. Canisius (11/19/24)	Same

### MISCELLANEOUS STATS

Category	Season	Career	Last Time
Double-Figure Scoring	1	1	10 vs. Canisius (11/19/24)
20-plus Points			
10-plus Rebounds			
5-plus Rebounds	2	2	5 vs. Alcorn State (12/1/24)
5-plus Assists			
3-plus Steals			
Double-Doubles			

### CAREER STATS

				Field Goals		3-Point		F-Throws		Rebounds				Scoring						
SEASON	TEAM	GP-GS	MIN/AVG	FG-FGA	FG%	3FG-3FGA	3FG%	FT-FTA	FT%	OFF	DEF	TOT	AVG	PF-FO	A	TO	BLK	STL	PTS	AVG
2024-25	MD	20-0	180/9.0	13-39	.333	6-22	.273	4-7	.571	5	25	30	1.5	24-0	6	2	1	3	36	1.8
TOTAL		20-0	180/9.0	13-39	.333	6-22	.273	4-7	.571	5	25	30	1.5	24-0	6	2	1	3	36	1.8



# #8 JAY YOUNG

6TH YEAR • GUARD • 6-2 / 175 • DALLAS, TEXAS (GARLAND HS / GRAMBLING STATE / BATON ROUGE CC / UCF / MEMPHIS) JAYYOUNG.1 / JAYHLONYOUNG  
MAJOR: NONPROFIT MANAGEMENT



## 2024-25 SEASON:

- Posted 6 points, 2 assists, and a season-high 3 blocks against Bucknell (11/27)
- Scored a season-high 12 points in win over Canisius (11/19)
- Made his Maryland debut against Manhattan (11/4) posting three points, five rebounds, one block, and one steal.

## 2023-24 SEASON (AT MEMPHIS):

- Played in 27 of Memphis' 32 games, totaling 296 minutes of action (11.0 per game)
- Averaged 2.2 points, 1.3 rebounds, 0.9 assists and 0.8 steals per game
- Shot 43.4% from the field (23-of-53) and 30.8% from long distance (4-of-13)
- Also connected on 10-of-13 (76.9%) at the free throw stripe
- Recorded a season high of seven points on two occasions: against Clemson (Dec. 16) and Austin Peay (Dec. 30)
- Pulled down multiple rebounds in 13 games, including a season high four against Clemson
- Finished fifth on the team with 21 steals, including a season high three against Jackson State (Nov. 6), Alabama State (Nov. 17) and Ole Miss (Dec. 2)

## 2022-23 SEASON (AT UCF):

- Played in 33 of UCF's 34 games, earning a start in 12 of them and playing in a total of 632 minutes
- Averaged 4.5 points, 2.2 rebounds and 2.0 assists per game
- Shot 37.3% from the field (44-for-118) and 35.8% from the three-point line (19-for-53)
- Scored a career-high 17 points in just his second game as a Knight (vs. Florida State, 11/11/22)
- Earned his first career double-double at home against SMU (1/8/23), scoring 11 points and earning 10 rebounds
- Tallied a career-high six assists three times (11/20/22 vs. Santa Clara, 11/23/22 vs. Evansville, 1/8/23 vs. SMU)
- Earned a career-high three steals at South Florida (1/21/23)
- Had four games with double-digit points scoring 17 vs. Florida State on 11/11/22, 15 vs. Tarleton on 12/11/22, 11 vs. SMU on 1/8/23 and 10 at Memphis 2/16/23)

## BEFORE COLLEGE:

- Attended Garland High School where he played basketball for head coach Randy Love
- Was a member of the Owls 1000-point club
- Was a two-time First Team All-District member and Offensive Player of the Year

## PERSONAL:

- Hometown is Dallas, Texas
- Is the son of Stacy Manning and Monika Bridges
- Has three brothers, K'i Monte Rose, KeiDren Rose and Tahj Murphy
- Favorite athlete is Kylie Irving, and his favorite pro team is the Brooklyn Nets
- Person he admires the most is his mother

## 2024-25 GAME-BY-GAME

Opponent	Date	GS	MIN	Total		3-Pointers		Free throws		Rebounds				PF	A	TO	BLK	STL	PTS	AVG		
				FG-FGA	PCT	3FG-3FGA	PCT	FT-FTA	PCT	OFF	DEF	TOT	AVG									
Manhattan	11/04/2024		15:06	1-6	.167	1-4	.250	0-0	.000	2	3	5	5.0	2	1	1	1	1	3	3.0		
Mount St. Mary's	11/08/2024		20:13	1-5	.200	1-3	.333	0-0	.000	0	0	0	2.5	0	2	0	0	3	3	3.0		
Florida A&M	11/11/2024		16:36	0-1	.000	0-1	.000	1-2	.500	0	4	4	3.0	0	0	0	0	1	1	2.3		
Marquette	11/15/2024		04:38	0-2	.000	0-1	.000	0-0	.000	1	0	1	2.5	0	0	1	0	0	0	1.8		
Canisius	11/19/2024		17:14	5-9	.556	0-3	.000	2-2	1.000	2	0	2	2.4	0	0	0	0	0	12	3.8		
vs Villanova	11/24/2024		11:21	1-1	1.000	1-1	1.000	0-0	.000	0	0	0	2.0	1	0	0	0	1	3	3.7		
Bucknell	11/27/2024		12:10	2-4	.500	2-3	.667	0-0	.000	0	0	0	1.7	2	2	0	3	0	6	4.0		
Alcorn	12/01/2024		24:46	3-4	.750	1-2	.500	0-0	.000	0	1	1	1.6	2	3	2	0	2	7	4.4		
Ohio St.	12/04/2024		13:07	0-2	.000	0-1	.000	0-0	.000	1	2	3	1.8	3	2	1	1	0	0	3.9		
at Purdue	12/08/2024		05:43	0-0	.000	0-0	.000	0-0	.000	1	0	1	1.7	0	1	0	0	0	0	3.5		
Saint Francis	12/17/2024		22:19	3-4	.750	3-3	1.000	0-0	.000	1	0	1	1.6	0	4	0	0	1	9	4.0		
vs Syracuse	12/21/2024		10:45	1-2	.500	1-2	.500	0-0	.000	1	0	1	1.6	0	0	2	0	1	3	3.9		
UMES	12/28/2024		08:17	0-2	.000	0-0	.000	0-0	.000	0	0	0	1.5	1	0	1	0	0	0	3.6		
at Washington	01/02/2025		12:52	0-0	.000	0-0	.000	2-2	1.000	0	1	1	1.4	1	1	0	0	0	2	3.5		
at Oregon	01/05/2025		12:02	3-3	1.000	2-2	1.000	0-0	.000	0	3	3	1.5	0	2	0	0	2	8	3.8		
UCLA	01/10/2025		07:38	0-1	.000	0-1	.000	1-2	.500	1	0	1	1.5	2	0	1	0	0	1	3.6		
Minnesota	01/13/2025		13:19	0-1	.000	0-1	.000	0-0	.000	0	2	2	1.5	0	0	1	0	0	0	3.4		
at Northwestern	01/16/2025		19:40	1-1	1.000	0-0	.000	1-2	.500	0	1	1	1.5	1	3	1	0	2	3	3.4		
Nebraska	01/19/2025		09:50	0-0	.000	0-0	.000	0-0	.000	0	1	1	1.5	0	1	0	0	0	0	3.2		
at Illinois	01/23/2025		08:32	0-1	.000	0-0	.000	0-0	.000	0	1	1	1.5	1	0	0	0	1	0	3.1		
at Indiana	01/26/2025		04:54	0-1	.000	0-0	.000	0-0	.000	1	0	1	1.4	0	0	0	0	0	0	2.9		
Wisconsin	01/29/2025		05:14	0-1	.000	0-1	.000	0-0	.000	0	0	0	1.4	1	1	0	0	0	0	2.8		
at Ohio St.	02/06/2025		11:54	0-1	.000	0-1	.000	2-2	1.000	0	1	1	1.3	2	0	1	0	0	2	2.7		
Rutgers	02/09/2025		03:07	0-0	.000	0-0	.000	0-0	.000	0	0	0	1.3	1	0	0	1	1	0	2.6		
at Nebraska	02/13/2025		03:13	0-0	.000	0-0	.000	0-0	.000	0	0	0	1.2	1	0	0	0	0	0	2.5		
Iowa	02/16/2025		12:26	0-2	.000	0-0	.000	0-0	.000	2	2	4	1.3	2	1	0	0	1	0	2.4		
Southern California	02/20/2025		04:28	0-0	.000	0-0	.000	0-0	.000	0	0	0	1.3	0	0	0	0	0	0	2.3		
Michigan St.	02/26/2025		03:51	0-0	.000	0-0	.000	0-0	.000	0	1	1	1.3	0	0	0	0	0	0	2.3		
at Penn St.	03/01/2025		08:01	0-1	.000	0-1	.000	0-0	.000	1	2	3	1.3	2	3	0	0	0	0	2.2		
at Michigan	03/05/2025		04:59	0-1	.000	0-0	.000	0-0	.000	1	0	1	1.3	2	0	0	0	0	0	2.1		
Northwestern	03/08/2025		10:23	1-1	1.000	0-0	.000	0-0	.000	0	0	0	1.3	0	0	0	0	1	2	2.1		
vs Illinois	03/14/2025		15:02	0-2	.000	0-0	.000	0-0	.000	1	2	3	1.3	4	1	1	0	0	0	2.0		
Totals				0	353:39	22-59	.373	12-31	.387	9-12	.750	16	27	43	1.3	31	28	13	6	19	65	2.0

## Player Averages

Games Played	Minutes/game	Points/game	FG Pct	3FG Pct	FT Pct	Rebounds/game	Assists/game	Turnovers/game	Assist/Turnover ratio	Steals/game	Blocks/game
32	11.1	2.0	37.3	38.7	75.0	1.3	0.9	0.4	2.2	0.6	0.2

## SEASON/CAREER HIGHS

	2024-25 SEASON	CAREER HIGHS
POINTS	12 vs. Canisius (11/19/24)	17 vs. Florida St. (11/11/22)
REBOUNDS	5 vs. Manhattan (11/4/24)	10 vs. SMU (01/08/23)
FG MADE	5 vs. Canisius (11/19/24)	6 vs. Florida St. (11/11/22)
FG ATT.	9 vs. Canisius (11/19/24)	10 vs. Florida St. (11/11/22)
3FG MADE	3 vs. Saint Francis (12/17/24)	3, 2x, last vs. Saint Francis (12/17/24)
3FG ATT.	4 vs. Manhattan (11/4/24)	6 vs. Tarleton St. (12/11/22)
FT MADE	2, 3x, last at Ohio State (2/6/25)	4, 2x, last vs. South Fla. (02/22/23)
FT ATT.	2, 5x, last at Ohio State (2/6/25)	6 vs. South Fla. (02/22/23)
ASSISTS	4 vs. Saint Francis (12/17/24)	6, 3x, last vs. SMU (01/08/23)
BLOCKS	3 vs. Bucknell (11/27/24)	3 vs. Bucknell (11/27/24)
STEALS	3 vs. Mount St. Mary's (11/8/24)	3, 4x, last at Ole Miss (12/02/23)
MINUTES	25 vs. Alcorn State (12/1/24)	43 vs. UNC Asheville (11/07/22)

## MISCELLANEOUS STATS

Category	Season	Career	Last Time
DOUBLE FIGURE SCORING	1	5	12 vs. Canisius (11/19/24)
20-PLUS POINTS	-	-	-
5-PLUS REBOUNDS	1	4	5 vs. Manhattan (11/4/24)
5-PLUS ASSISTS	-	4	6 vs. SMU (01/08/23)
3-PLUS STEALS	1	5	3 vs. Mount St. Mary's (11/8/24)
DOUBLE-DOUBLE	-	1	10 reb. & 11 pts. vs. SMU (01/08/23)

CAREER STATS				Field Goals		3-Point		F-Throws		Rebounds				Scoring						
SEASON	TEAM	GP-GS	MIN/AVG	FG-FGA	FG%	3FG-3FGA	3FG%	FT-FTA	FT%	OFF	DEF	TOT	AVG	PF-FO	A	TO	BLK	STL	PTS	AVG
2022-23	UCF	33-12	633/19.2	44-118	.373	19-53	.358	40-49	.816	13	58	71	2.2	49-1	65	46	2	23	147	4.5
2023-24	Mem	27-0	296/11.0	23-53	.434	4-13	.308	10-13	.769	13	23	36	1.3	23-0	23	23	3	21	60	2.2
2024-25	MD	32-0	354/11.1	22-59	.373	12-31	.387	9-12	.750	16	27	43	1.3	31-0	28	13	6	19	65	2.0
TOTAL FOR MD		32-0	354/11.1	22-59	.373	12-31	.387	9-12	.750	16	27	43	1.3	31-0	28	13	6	19	65	2.0
TOTAL		92-12	1282/13.9	89-230	.387	35-97	.361	59-74	.797	42	108	150	1.6	103-1	116	82	11	63	272	3.0



# #9 SELTON MIGUEL

5TH YEAR • GUARD • 6-4 / 210 • LUANDA, ANGOLA (WEST OAKS ACADEMY / KANSAS ST. / SOUTH FLORIDA)  
 MAJOR: AFRICAN AMERICAN STUDIES @ HOLLYWOOD.SEL / SELTON\_MIGUEL



SCAN FOR FULL BIO

## 2024-25 SEASON:

- Scored 13 points with three rebounds and a season-high 4 assists at No. 8 Purdue (12/8).
- Finished with 14 points, 1 block, 1 steal, and 1 assist against Alcorn State (12/1).
- Racked up a season-high 15 points in win over Canisius (11/19).
- Picked up nine points with five rebounds and three assists against #15 Marquette (11/15).

## 2023-24 SEASON (AT USF):

- Selected as the AAC Sixth Man of the Year and the AAC Most Improved Player
- Additionally was selected to the All-AAC Second Team
- Played in 33 games (five starts) where he averaged 14.7 points per game, 3.2 rebounds, and 2.2 assists per game; was the second-leading scorer for the Bulls which finished 25-8 overall and 16-2 in the AAC – the most league wins in program history
- Produced 16 games in double figures; Had five games with 20-or-more points
- Scored a career-high 25 points against Florida Atlantic (2/18) where he was 9-of-16 from the floor and 5-of-8 from beyond the arc

## BEFORE COLLEGE:

- A consensus Top 150 prospect by several recruiting services, including No. 83 by Rivals.com and No. 145 by 247Sports.com
- A three-year letterman at West Oaks Academy in Orlando, Fla., where he led the Flame to a 76-25 (.752) overall record, including at least 23 wins each season
- Earned several honors as a senior in 2019-20, highlighted by his selection to the 26th annual All-American Elite Team produced by BallisLife.com, earning Second Team All-America honors as a senior in 2019-20...one of just 50 individuals nationally selected to the team
- Scored more than 1,500 points in his prep career, including more than 600 (608) as a senior in 2019-20 and more than 500 (537) as a junior in 2018-19

## PERSONAL:

- Selton Ricardo Fernandes Miguel, Jr. was born October 24, 2000 in Luanda, Angola
- Parents are Henriques and Suzana Miguel
- Guardian is Barry Myers
- Has three siblings (Rifen, Henriques, Raica)...brother, Rifen, was a junior on the Troy men's basketball team in 2021-22
- Grew up in Angola before moving to Portugal at age 13 and finally moving to the United States when he was in the ninth grade
- Fluent in four languages (Portuguese, Spanish, French and English)
- Has a long history with the Angolan National Team, including playing with the Senior Team at the FIBA Olympic Qualifying Tournaments in 2021 and 2024...was the youngest member of the team and the only collegiate player.

## 2023-24 GAME-BY-GAME

Opponent	Date	GS	MIN	Total		3-Pointers		Free throws		Rebounds				PF	A	TO	BLK	STL	PTS	AVG	
				FG-FGA	PCT	3FG-3FGA	PCT	FT-FTA	PCT	OFF	DEF	TOT	AVG								
Manhattan	11/04/2024	*	14:36	0-4	.000	0-2	.000	0-0	.000	0	0	0	0	1	1	0	0	0	0.0		
Mount St. Mary's	11/08/2024	*	22:13	4-11	.364	1-4	.250	2-4	.500	0	3	3	1.5	0	1	0	0	0	11	5.5	
Florida A&M	11/11/2024	*	23:09	5-9	.556	2-5	.400	2-2	1.000	0	2	2	1.7	1	2	1	0	1	14	8.3	
Marquette	11/15/2024	*	29:22	3-8	.375	0-1	.000	3-4	.750	0	5	5	2.5	3	3	1	0	0	9	8.5	
Canisius	11/19/2024	*	21:09	6-12	.500	2-8	.250	1-1	1.000	0	0	0	2.0	1	3	1	0	2	15	9.8	
vs Villanova	11/24/2024	*	22:50	0-3	.000	0-2	.000	0-0	.000	0	0	0	1.7	2	1	1	0	0	0	8.2	
Bucknell	11/27/2024	*	19:09	5-9	.556	3-5	.600	0-0	.000	0	2	2	1.7	0	2	0	0	1	13	8.9	
Alcorn	12/01/2024	*	19:24	5-10	.500	4-7	.571	0-0	.000	0	0	0	1.5	1	1	1	1	1	14	9.5	
Ohio St.	12/04/2024	*	21:49	4-8	.500	2-4	.500	0-0	.000	1	1	2	1.6	3	0	1	0	0	10	9.6	
at Purdue	12/08/2024	*	32:05	5-12	.417	2-5	.400	1-1	1.000	1	2	3	1.7	2	4	0	0	1	13	9.9	
Saint Francis	12/17/2024	*	23:39	10-13	.769	4-6	.667	0-0	.000	1	2	3	1.8	0	4	1	0	0	24	11.2	
vs Syracuse	12/21/2024	*	26:51	8-11	.727	6-9	.667	2-2	1.000	0	2	2	1.8	1	2	1	0	2	24	12.3	
UMES	12/28/2024	*	26:18	4-13	.308	1-7	.143	1-1	1.000	1	1	2	1.8	0	2	1	0	2	10	12.1	
at Washington	01/02/2025	*	36:20	4-13	.308	1-2	.500	3-4	.750	0	2	2	1.9	1	0	0	0	1	12	12.1	
at Oregon	01/05/2025	*	24:23	3-7	.429	1-3	.333	2-3	.667	0	1	1	1.8	2	0	2	0	1	9	11.9	
UCLA	01/10/2025	*	29:52	4-9	.444	1-3	.333	2-2	1.000	0	1	1	1.8	2	3	0	0	2	11	11.8	
Minnesota	01/13/2025	*	26:48	2-7	.286	2-4	.500	0-2	.000	0	1	1	1.7	4	2	0	0	1	6	11.5	
at Northwestern	01/16/2025	*	35:31	2-9	.222	0-4	.000	0-0	.000	0	4	4	1.8	0	3	1	0	1	4	11.1	
Nebraska	01/19/2025	*	29:55	5-14	.357	3-8	.375	0-0	.000	0	1	1	1.8	1	3	2	1	0	13	11.2	
at Illinois	01/23/2025	*	32:51	5-9	.556	1-2	.500	3-5	.600	0	2	2	1.8	3	3	0	0	2	14	11.3	
at Indiana	01/26/2025	*	34:55	6-12	.500	3-6	.500	0-0	.000	0	2	2	1.8	2	0	2	0	0	15	11.5	
Wisconsin	01/29/2025	*	33:53	4-8	.500	4-5	.800	0-0	.000	0	2	2	1.8	4	2	0	0	0	12	11.5	
at Ohio St.	02/06/2025	*	35:00	3-9	.333	1-5	.200	0-2	.000	0	1	1	1.8	2	0	3	0	0	7	11.3	
Rutgers	02/09/2025	*	34:05	5-10	.500	5-8	.625	2-2	1.000	0	3	3	1.8	4	2	1	0	0	17	11.5	
at Nebraska	02/13/2025	*	34:00	5-9	.556	3-5	.600	4-4	1.000	0	2	2	1.8	0	3	1	0	2	17	11.8	
Iowa	02/16/2025	*	31:08	6-14	.429	5-9	.556	0-0	.000	0	1	1	1.8	1	5	1	1	1	17	12.0	
Southern California	02/20/2025	*	34:49	4-12	.333	1-5	.200	2-2	1.000	0	4	4	1.9	2	3	3	0	1	11	11.9	
Michigan St.	02/26/2025	*	22:54	3-6	.500	0-3	.000	0-0	.000	0	0	0	1.8	4	0	1	0	0	6	11.7	
at Penn St.	03/01/2025	*	36:47	7-14	.500	3-7	.429	0-0	.000	1	2	3	1.9	0	2	1	2	0	17	11.9	
at Michigan	03/05/2025	*	34:23	7-13	.538	3-7	.429	0-0	.000	2	0	2	1.9	2	1	1	0	4	17	12.1	
Northwestern	03/08/2025	*	26:13	3-11	.273	3-7	.429	2-2	1.000	0	5	5	2.0	1	1	2	0	1	11	12.0	
vs Illinois	03/14/2025	*	24:45	2-9	.222	0-4	.000	2-2	1.000	0	1	1	1.9	0	2	1	0	2	6	11.8	
Totals			32	901:05	139-318	.437	67-162	.414	34-45	.756	7	55	62	1.9	50	61	31	5	29	379	11.8

## Player Averages

Games Played	Minutes/game	Points/game	FG Pct	3FG Pct	FT Pct	Rebounds/game	Assists/game	Turnovers/game	Assist/Turnover ratio	Steals/game	Blocks/game
32	28.2	11.8	43.7	41.4	75.6	1.9	1.9	1.0	2.0	0.9	0.2

## SEASON/CAREER HIGHS

	2024-25 SEASON	CAREER HIGHS
POINTS	24, 2x, last vs. Syracuse (12/21/24)	25 vs. Fla. Atlantic (02/18/24)
REBOUNDS	5, 2x, last vs. Northwestern (3/8/25)	10 vs. UAlbany (12/01/21)
FG MADE	10 vs. Saint Francis (12/17/24)	10, 2x, last vs. Saint Francis (12/17/24)
FG ATT.	14, 3x, last at Penn State (3/1/25)	17, 2x, last vs. UAB (03/16/24)
3 FG MADE	6 vs. Syracuse (12/21/24)	6 vs. Syracuse (12/21/24)
3 FG ATT.	9, 2x, last vs. Iowa (2/17/25)	10 at Memphis (01/18/24)
FT MADE	4 at Nebraska (2/13/25)	13 vs. Charlotte (02/06/24)
FT ATT.	5 at #17 Illinois (1/23/25)	14 vs. Charlotte (02/06/24)
ASSISTS	5 vs. Iowa (2/17/25)	7, 2x, last vs. Iowa St. (03/06/21)
BLOCKS	2 at Penn State (3/1/25)	3 at UAB (01/07/24)
STEALS	4 at #17 Michigan (3/5/25)	4 at #17 Michigan (3/5/25)
MINUTES	37 at Penn State (3/1/25)	40 at Temple (01/25/23)

## MISCELLANEOUS STATS

Category	Season	Career	Last Time
DOUBLE FIGURE SCORING	23	84	11 vs. Northwestern (3/8/25)
20-PLUS POINTS	2	7	24 vs. Syracuse (12/21/24)
5-PLUS REBOUNDS	2	28	5 vs. Northwestern (3/8/25)
5-PLUS ASSISTS	1	17	5 vs. Iowa (2/17/25)
3-PLUS STEALS	1	6	4 at #17 Michigan (3/5/25)
DOUBLE-DOUBLE	-	-	-

## CAREER STATS

				Field Goals		3-Point		F-Throws		Rebounds										Scoring	
SEASON	TEAM	GP-GS	MIN/AVG	FG-FGA	FG%	3FG-3FGA	3FG%	FT-FTA	FT%	OFF	DEF	TOT	AVG	PF-FO	A	TO	BLK	STL	PTS	AVG	
2020-21	KState	29-22	797/27.5	70-212	.330	20-89	.225	48-70	.686	23	66	89	3.1	68-2	64	72	4	26	208	7.2	
2021-22	KState	26-14	638/24.6	69-184	.375	8-39	.205	41-59	.695	25	80	105	4.0	45-1	39	44	5	17	187	7.2	
2022-23	USF	30-11	776/25.9	123-293	.420	34-103	.330	30-47	.638	18	77	95	3.2	53-0	99	61	5	23	310	10.3	
2023-24	USF	33-5	938/28.4	166-404	.411	71-182	.390	81-101	.802	13	91	104	3.2	57-0	71	61	10	38	484	14.7	
2024-25	MD	32-32	901/28.2	139-318	.437	67-162	.414	34-45	.756	7	55	62	1.9	50-0	61	31	5	29	379	11.8	
TOTAL FOR MD		32-32	901/28.2	139-318	.437	67-162	.414	34-45	.756	7	55	62	1.9	50-0	61	31	5	29	379	11.8	
TOTAL		150-84	4050/27.0	567-1411	.402	200-575	.348	234-322	.727	86	369	455	3.0	273-3	334	269	29	133	1568	10.5	

## 2024-25 STATISTICS



## #10 JULIAN REESE

SENIOR • FORWARD • 6-9 / 230 • BALTIMORE, MD (ST. FRANCES ACADEMY)  
MAJOR: HUMAN DEVELOPMENT

SHIFTY\_JU / REESE10JULIAN

- ★ 2024-25 KARL MALONE WATCH LIST
- ★ 2023-24 KARL MALONE WATCH LIST
- ★ 2023-24 ALL-BIG TEN PRESEASON TEAM
- ★ 2023 ALL-BIG TEN HONORABLE MENTION



SCAN FOR FULL BIO

## 2024-25 SEASON:

- Named to Karl Malone Power Forward of the Year Watch List during the preseason.
- Posted his 4th double-double of the season with 14 points and 11 rebounds against Alcorn State (12/1).
- Against Villanova (11/24) scored 18 points while adding 10 rebounds, 2 assists, and 2 blocks.
- Scored 20 points (8-9 FG) while adding a season-high 12 rebounds in win over Canisius (11/19).
- Led the team with 21 points, along with nine rebounds and one block against Florida A&M (11/11).

## 2023-24 SEASON:

- 2024 All-Big Ten Honorable Mention
- Started 32 games averaging 13.7 points, 9.5 rebounds, and 1 steal per game ... Totaled 32 steals and 60 blocks; Averaged 31.9 minutes per game and shot .546 from the floor
- Third in the Big Ten for rebounds (9.5) and fifth in the league in blocks (1.9) per game
- Finished with 12 points, six rebounds, three assists, and two blocks in a first round victory over Rutgers in the Big Ten Tournament (3/13).
- Recorded 15th double-double of the season with 13 points and 11 rebounds, adding three assists and a pair of steals at home against Indiana (3/3).
- Led team with 20 points, while grabbing six rebounds and blocking two shots in a win at Rutgers (2/25).
- Scored 18 points and grabbed 11 rebounds for fourth consecutive double-double against Illinois (2/17).
- Recorded his 13th double-double of the season and the 20th of his career with 16 points and 13 rebounds against Iowa (2/14).
- Recorded 18th career double-double with 19 points and 12 rebounds against Rutgers (2/6).
- Picked up 10th double-double of the season finishing with 15 points, 16 rebounds, and three steals against Nebraska (1/27).
- Had third 20-point game and eighth double-double of the season with 20 points and 11 rebounds on the road against Illinois (1/14).
- His 20-point performance against Illinois allowed him to reach the 800-point mark in his career.
- Recorded seventh double-double of the season and 14th of his career with 14 point, 13 rebounds performance with five blocks, three steals, and two assists against Michigan (1/11).
- Scored 24 points and grabbed 15 rebounds for his 12th career double-double and his fifth of the season against Penn State (12/6).
- Had his third-straight double-double and 11th of his career with 22 points and 12 rebounds, while tying his career-high in blocks with four for the second straight game against Rider (11/28).

## 2022-23 SEASON:

- 2023 All-Big Ten Honorable Mention.
- Posted the third-best single-season field goal percentage (.632) in program history.
- Developed into one of the top big men in the league averaging 11.4 points, second on the team, while leading the Terps with 7.2 rebounds per game; Started 33 of 34 games played missing just one due to injury; Shot .632 from the field (158-250); Led the team in blocked shots (42) while adding 34 assists and 27 steals.

## NOTABLES:

- A consensus four-star recruit across all national recruiting outlets
- Ranked the 44th overall player, 10th at his position and No. 1 in Maryland by 247Sports
- Ranked the 49th overall player and 15th at his position via ESPN
- Attended St. Frances Academy in Baltimore
- Received BCL Defensive Player of the Year honors
- Honorable Mention All-BCL honors
- The son of Angel Reese
- Sister, also named Angel, is currently a member of the WNBA's Chicago Sky after playing collegiately at LSU where she won a national championship ... She began her career at Maryland and was the No. 2 overall recruit in the Class of 2020
- Nickname is "JuJu"

## 2024-25 GAME-BY-GAME

Opponent	Date	GS	MIN	Total			3-Pointers			Free throws			Rebounds					PF	A	TO	BLK	STL	PTS	AVG
				FG	FGA	PCT	3FG	3FGA	PCT	FT	FTA	PCT	OFF	DEF	TOT	AVG								
Manhattan	11/04/2024	*	19:46	3-5	.600	0-0	.000	3-4	.750	3	2	5	5.0	2	0	2	2	1	9	9.0				
Mount St. Mary's	11/08/2024	*	23:03	2-3	.667	0-0	.000	5-10	.500	3	7	10	7.5	4	1	2	0	1	9	9.0				
Florida A&M	11/11/2024	*	20:20	8-12	.667	0-0	.000	5-5	1.000	4	5	9	8.0	1	2	0	0	21	13.0					
Marquette	11/15/2024	*	24:45	1-3	.333	0-0	.000	0-0	.000	3	7	10	8.5	3	0	2	1	0	2	10.3				
Canisius	11/19/2024	*	19:28	8-9	.889	0-0	.000	4-5	.800	4	8	12	9.2	1	1	1	0	1	20	12.2				
vs Villanova	11/24/2024	*	32:10	8-12	.667	0-0	.000	2-3	.667	6	4	10	9.3	1	2	3	2	0	18	13.2				
Bucknell	11/27/2024	*	18:54	5-8	.625	0-1	.000	4-5	.800	0	1	1	8.1	4	0	1	0	0	14	13.3				
Alcorn	12/01/2024	*	19:24	2-4	.500	0-0	.000	10-12	.833	3	8	11	8.5	0	3	2	2	1	14	13.4				
Ohio St.	12/04/2024	*	22:03	4-9	.444	0-0	.000	2-4	.500	1	6	7	8.3	2	2	2	1	2	10	13.0				
at Purdue	12/08/2024	*	23:02	2-6	.333	0-0	.000	1-2	.500	4	3	7	8.2	5	1	2	2	0	5	12.2				
Saint Francis	12/17/2024	*	22:35	4-5	.800	0-0	.000	3-6	.500	3	9	12	8.5	1	3	2	1	2	11	12.1				
vs Syracuse	12/21/2024	*	29:09	5-13	.385	0-0	.000	1-1	1.000	5	8	13	8.9	1	5	1	1	2	11	12.0				
UMES	12/28/2024	*	31:29	8-12	.667	0-0	.000	7-12	.583	6	5	11	9.1	2	2	1	2	0	22	13.8				
at Washington	01/02/2025	*	36:45	9-12	.750	0-0	.000	4-6	.667	1	6	7	8.9	5	0	2	1	2	22	13.5				
at Oregon	01/05/2025	*	26:06	3-8	.375	0-0	.000	0-1	.000	4	2	6	8.7	3	3	0	1	0	6	13.0				
UCLA	01/10/2025	*	32:24	7-8	.875	0-0	.000	2-3	.667	3	7	10	8.8	4	1	1	2	3	16	13.2				
Minnesota	01/13/2025	*	27:47	2-7	.286	0-0	.000	0-0	.000	2	6	8	8.8	3	0	2	2	1	4	12.6				
at Northwestern	01/16/2025	*	38:09	5-13	.385	0-0	.000	13-14	.929	2	5	7	8.7	3	0	3	2	0	23	13.2				
Nebraska	01/19/2025	*	32:05	4-8	.500	0-0	.000	0-0	.000	2	8	10	8.7	4	1	0	4	2	8	12.9				
at Illinois	01/23/2025	*	30:48	12-23	.522	0-0	.000	3-3	1.000	7	10	17	9.2	2	1	1	3	0	27	13.7				
at Indiana	01/26/2025	*	35:57	5-8	.625	0-0	.000	4-4	1.000	3	7	10	9.2	4	2	1	2	1	14	13.7				
Wisconsin	01/29/2025	*	29:47	6-9	.667	0-0	.000	2-2	1.000	2	6	8	9.1	2	0	2	1	0	14	13.7				
at Ohio St.	02/06/2025	*	34:39	7-9	.778	0-0	.000	10-11	.909	4	9	13	9.3	1	1	4	2	0	24	14.1				
Rutgers	02/09/2025	*	17:30	2-5	.400	0-0	.000	0-2	.000	1	1	2	9.0	5	1	3	2	0	4	13.7				
at Nebraska	02/13/2025	*	36:36	5-6	.833	0-0	.000	3-6	.500	3	9	12	9.1	3	2	1	2	1	13	13.7				
Iowa	02/16/2025	*	29:45	7-9	.778	0-0	.000	2-2	1.000	3	6	12	9.2	2	0	1	0	0	16	13.8				
Southern California	02/20/2025	*	35:47	8-14	.571	0-0	.000	3-3	1.000	4	6	10	9.3	2	2	1	2	3	19	14.0				
Michigan St.	02/26/2025	*	33:45	2-7	.286	0-0	.000	0-1	.000	0	7	9	9.2	3	0	3	1	1	4	13.6				
at Penn St.	03/01/2025	*	36:09	2-10	.200	0-0	.000	0-1	.000	3	12	15	9.4	4	0	0	3	6	4	13.3				
at Michigan	03/05/2025	*	24:35	2-7	.286	0-0	.000	2-2	1.000	0	4	4	9.2	4	1	3	2	3	6	13.0				
Northwestern	03/08/2025	*	34:49	4-10	.400	0-0	.000	11-13	.846	6	5	11	9.3	2	1	1	2	1	19	13.2				
vs Illinois	03/14/2025	*	20:44	3-6	.500	0-0	.000	4-5	.800	1	4	5	9.1	2	1	0	1	0	10	13.1				
Totals				32	900:16	155-280	.554	0-1	.000	110-148	.743	96	196	292	9.1	85	39	50	34	420	13.1			

## Player Averages

Games Played	Minutes/game	Points/game	FG Pct	3FG Pct	FT Pct	Rebounds/game	Assists/game	Turnovers/game	Assist/Turnover ratio	Steals/game	Blocks/game
32	28.1	13.1	55.4	0.0	74.3	9.1	1.2	1.6	0.8	1.1	1.6

## SEASON/CAREER HIGHS


	2024-25 SEASON	CAREER HIGHS
POINTS	27 at #17 Illinois (1/23/25)	27 at #17 Illinois (1/23/25)
REBOUNDS	17 at #17 Illinois (1/23/25)	17 at #17 Illinois (1/23/25)
FG MADE	12 at #17 Illinois (1/23/25)	12 at #17 Illinois (1/23/25)
FG ATT.	23 at #17 Illinois (1/23/25)	23 at #17 Illinois (1/23/25)
3 FG MADE	-	2 (2x), last vs. #17 Illinois (1/21/22)
3 FG ATT.	1 vs. Bucknell (11/27/24)	3 vs. #17 Illinois (1/21/22)
FT MADE	13 at Northwestern (1/16/25)	14 vs. Rider (11/28/23)
FT ATT.	14 at Northwestern (1/16/25)	17 vs. Rider (11/28/23)
ASSISTS	5 vs. Syracuse (12/21/24)	5 vs. Syracuse (12/21/24)
BLOCKS	4 vs. Nebraska (1/19/25)	6 vs. Nicholls (12/19/23)
STEALS	6 at Penn State (3/1/25)	6 at Penn State (3/1/25)
MINUTES	38 at Northwestern (1/16/25)	49 at Ohio St. (2/10/24)

## MISCELLANEOUS STATS

Category	Season	Career	Last Time
Double-Figure Scoring	21	77	10 vs. #24 Illinois (3/14/25)
20-plus Points	7	14	24 at Ohio State (2/6/25)
10-plus Rebounds	18	41	11 vs. Northwestern (3/8/25)
5-plus Rebounds	29	103	5 vs. #24 Illinois (3/14/25)
3-plus Blocks	3	17	3 at Penn State (3/1/25)
5-plus Assists	1	1	5 vs. Syracuse (12/21/24)
3-plus Steals	4	8	3 at #17 Michigan (3/5/25)
Double-Doubles	14	36	19 pts, 11 reb vs. Northwestern (3/8/25)

## CAREER STATS

				Field Goals		3-Point		F-Throws		Rebounds									Scoring	
SEASON	TEAM	GP-GS	MIN/AVG	FG-FGA	FG%	3FG-3FGA	3FG%	FT-FTA	FT%	OFF	DEF	TOT	AVG	PF-FO	A	TO	BLK	STL	PTS	AVG
2021-22	MD	32-1	563/17.6	67-147	.456	7-23	.304	41-51	.804	69	73	142	4.4	84-4	13	39	23	14	182	5.7
2022-23	MD	34-33	919/27.0	158-250	.632	0-0	.000	73-137	.533	90	155	245	7.2	112-3	34	65	42	27	389	11.4
2023-24	MD	32-32	1022/31.9	159-291	.546	0-0	.000	121-213	.568	96	207	303	9.5	92-3	41	79	60	32	439	13.7
2024-25	MD	32-32	900/28.1	155-280	.554	0-1	.000	110-148	.743	96	196	292	9.1	85-3	39	50	50	34	420	13.1
TOTAL		130-98	3404/26.2	539-968	.557	7-24	.292	345-549	.628	351	631	982	7.6	373-13	127	233	175	107	1430	11.0



# #13 CHANCE STEPHENS

R-SOPHOMORE • GUARD • 6-3 / 185 • \RIVERSIDE, CA (RIVERSIDE POLYTECHNIC/LOYOLA MARYMOUNT)  
MAJOR: SOCIOLOGY    CHANCE\_THE\_SNIPER / SNIPERSTEPHENS3



SCAN FOR FULL BIO

## 2024-25 SEASON:

- Put up three points against Bucknell (11/27).
- Knocked down a three against Florida A&M (11/11).
- Buried a three-pointer, his first Maryland points, against Mount St. Mary's (11/8).
- Came off the bench to make Terrapins' debut against Manhattan (11/4).

## 2023-24 SEASON:

- Redshirted the season after suffering a knee injury during the offseason; underwent surgery and rehab during the summer.

## 2022-23 SEASON (AT LOYOLA MARYMOUNT):

- Played in 28 of 31 games, including making four starts as a true freshman.
- Scored 167 points and averaged 6.0 points per game.
- Third on the team with 49 made threes and fourth on the team at 37.4 percent shooting from deep.
- 49 of 52 made shots came from three-point range.
- LMU went 7-0 in games when Stephens scored in double digits.
- Hit a team-high seven threes and season-high 23 points in LMU's Jamaica Classic Championship game win over Wake Forest (11/20/22), leading to Tournament MVP and WCC Freshman of the Week honors.
- Hit five threes and 17 points in LMU's win over San Diego (1/14/23).

## BEFORE COLLEGE:

- Played four seasons of basketball at Riverside Poly.
- Three-time all-conference selection.
- All-CIF selection as a senior.

## PERSONAL:

- Native of Riverside, Calif.
- Son of Benjamin and Latwanas Denise Stephens.
- Has four siblings, Kennedy, Kaden, and Chloe.

## 2024-25 GAME-BY-GAME

Opponent	Date	GS	MIN	Total		3-Pointers		Free throws		Rebounds				PF	A	TO	BLK	STL	PTS	AVG
				FG-FGA	PCT	3FG-3FGA	PCT	FT-FTA	PCT	OFF	DEF	TOT	AVG							
Manhattan	11/04/2024		03:48	0-2	.000	0-2	.000	0-0	.000	0	0	0	0.0	0	0	0	0	0	0	0.0
Mount St. Mary's	11/08/2024		07:59	1-3	.333	1-3	.333	0-0	.000	0	0	0	0.0	1	0	0	0	0	3	1.5
Florida A&M	11/11/2024		11:06	1-4	.250	1-4	.250	0-0	.000	0	0	0	0.0	0	0	0	0	0	3	2.0
Marquette	11/15/2024		00:07	0-0	.000	0-0	.000	0-0	.000	0	0	0	0.0	0	0	0	0	0	0	1.5
Bucknell	11/27/2024		07:53	1-2	.500	1-2	.500	0-0	.000	0	0	0	0.0	0	0	0	0	0	3	1.8
Alcorn	12/01/2024		04:23	0-1	.000	0-1	.000	0-0	.000	0	0	0	0.0	0	0	0	0	0	0	1.5
Ohio St.	12/04/2024		02:06	0-0	.000	0-0	.000	0-0	.000	0	0	0	0.0	0	0	0	0	0	0	1.3
Totals			0	37:22	3-12	.250	3-12	.250	0-0	.000	0	0	0	1	0	0	0	0	9	1.3

## Player Averages

Games Played	Minutes/ game	Points/ game	FG Pct	3FG Pct	FT Pct	Rebounds/ game	Assists/ game	Turnovers/ game	Assist/Turnover ratio	Steals/ game	Blocks/ game
7	5.3	1.3	25.0	25.0	0.0	0.0	0.0	0.0	0.0	0.0	0.0

## SEASON/CAREER HIGHS


	2024-25 SEASON	CAREER HIGHS
POINTS	3, 3x, last vs. Bucknell (11/27/24)	23 vs. Wake Forest (11/20/22)
REBOUNDS	-	4 vs. Life Pacific (11/7/22)
FG MADE	1, 3x, last vs. Bucknell (11/27/24)	7 vs. Wake Forest (11/20/22)
FG ATT.	4 vs. Florida A&M (11/11/24)	12 vs. Life Pacific (11/7/22)
3 FG MADE	1, 3x, last vs. Bucknell (11/27/24)	7 vs. Wake Forest (11/20/22)
3 FG ATT.	4 vs. Florida A&M (11/11/24)	12 vs. Life Pacific (11/7/22)
FT MADE	-	4 vs. Bellarmine (11/25/22)
FT ATT.	-	5 vs. Bellarmine (11/25/22)
ASSISTS	-	2, 2x, last vs. Morgan State (11/23/22)
BLOCKS	-	-
STEALS	-	1, 2x, last vs. Bellarmine (11/25/22)
MINUTES	11 vs. Florida A&M (11/11/24)	23 vs. Wake Forest (11/20/22)

## MISCELLANEOUS STATS

Category	Season	Career	Last Time
Double-Figure Scoring	-	7	12 vs. Pepperdine (1/28/23)
20-plus Points	-	1	23 vs. Wake Forest (11/20/22)
10-plus Rebounds	-	-	-
5-plus Rebounds	-	-	-
5-plus Assists	-	-	-
3-plus Steals	-	-	-

## CAREER STATS

				Field Goals		3-Point		F-Throws		Rebounds				Scoring						
SEASON	TEAM	GP-GS	MIN/AVG	FG-FGA	FG%	3FG-3FGA	3FG%	FT-FTA	FT%	OFF	DEF	TOT	AVG	PF-FO	A	TO	BLK	STL	PTS	AVG
2022-23	LMU	28-4	483/17.3	52-145	.359	49-131	.374	14-19	.737	2	27	29	1.0	37-0	13	18	0	2	167	6.0
2024-25	MD	7-0	37/5.3	3-12	.250	3-12	.250	0-0	.000	0	0	0	0.0	1-0	0	0	0	0	9	1.3
TOTAL FOR MD		7-0	37/5.3	3-12	.250	3-12	.250	0-0	.000	0	0	0	0.0	1-0	0	0	0	0	9	1.3
TOTAL		35-4	520/14.9	55-157	.350	52-143	.364	14-19	.737	2	27	29	0.8	38-0	13	18	0	2	176	5.0



# #22 JORDAN GERONIMO

FIFTH YEAR • FORWARD • 6-6 / 225 • NEWARK, NJ (ST. PAUL'S SCHOOL (N.H.) / INDIANA)  
MAJOR: HUMAN DEVELOPMENT

IG JORDANGERONIMO22 / TW JORDANGERONIMO2



SCAN FOR FULL BIO

## 2024-25 SEASON:

- Had a rebound, a steal, and an assist against No. 15 Marquette (11/15).
- Scored two points, with one block, and one steal against Mount St. Mary's (11/8).
- Posted two points, two blocks, and one steal against Manhattan (11/4).

## 2023-24 SEASON:

- Played in 31 games with 26 starts averaging 5.4 points, 3.9 rebounds, and 0.7 steals per game ... Also had a total of 29 steals and 34 blocks
- Averaged 23.3 minutes per game and shot .433 from the floor including .174 from three-point range with a .661 in free throws
- Had first double-double of the season with 11 points and 11 rebounds in a win on the road against Rutgers (2/25).
- Scored in double figures for the fourth time this season with 12 points, seven rebounds, and three blocks against Northwestern (1/17).
- Had nine points with four boards and three blocks against Illinois (1/14).
- Scored in double figures for the third time during the season with 12 points and two blocks against Alcorn State (12/12).
- Scored four points to go along with four rebounds and two steals against Penn State (12/6).
- Scored in double figures for the second-straight game with 15 points and went a perfect 6-6 from the field against Rider (11/28).
- Scored in double figures for the first time as a Terp with 14 points and had six rebounds and three assists against South Alabama (11/25).

## BEFORE COLLEGE:

- A 2020 graduate of St. Paul's School in Concord, N.H.
- Named that state's Gatorade Player of the Year.
- Ranked No. 90 by Rivals.com and No. 96 by 247Sports and ESPN.com.
- Has a 7-foot wingspan.
- Averaged 18.0 points, 9.0 rebounds, 2.0 assists, 2.0 steals and 2.0 blocks per game as a senior.
- Two-time Lakes Region League All-Star and was a 2020 All-New England Class A honoree.
- Averaged 14.2 points per game as a junior while shooting 52% on two-pointers and 38% from three-point range while adding 8.0 rebounds, 3.0 blocks, 2.0 assists and 2.0 steals per contest.
- Coached by Maxwell Gordon.
- Played AAU ball for Mass Rivals and coach Vin Pastore where they advanced to the Adidas Gauntlet finals.
- Averaged 9.1 points per game and shot 56% from the field and 36.4% from behind the 3-point line.

## PERSONAL:

- Born December 5, 2001.
- Son of Jose and Dawn Geronimo.
- His mother Dawn (Royster) was a standout basketball player at North Carolina.

## 2024-25 GAME-BY-GAME

Opponent	Date	GS	MIN	Total		3-Pointers		Free throws		Rebounds		PF		A TO		BLK	STL	PTS	AVG	
				FG-FGA	PCT	3FG-3FGA	PCT	FT-FTA	PCT	OFF	DEF	TOT	AVG	A	TO					
Manhattan	11/04/2024		11:45	1-2	.500	0-0	.000	0-0	.000	1	2	3	3.0	0	1	0	2	1	2.0	
Mount St. Mary's	11/08/2024		16:03	1-3	.333	0-0	.000	0-0	.000	4	1	5	4.0	0	1	0	1	1	2.2	
Florida A&M	11/11/2024		14:30	0-0	.000	0-0	.000	0-0	.000	0	1	1	3.0	1	0	2	0	0	1.3	
Marquette	11/15/2024		05:54	0-0	.000	0-0	.000	0-0	.000	1	0	1	2.5	2	1	0	0	1	0.1	
at Purdue	12/08/2024		01:17	0-0	.000	0-0	.000	0-0	.000	1	0	1	2.2	0	0	0	0	0	0.8	
Saint Francis	12/17/2024		15:02	2-2	1.000	0-0	.000	3-4	.750	2	3	5	2.7	1	1	0	1	2	7.1	
vs Syracuse	12/21/2024		09:45	2-5	.400	0-0	.000	0-0	.000	1	1	2	2.6	1	0	1	0	2	4.2	
UMES	12/28/2024		09:35	4-5	.800	1-1	1.000	0-0	.000	1	1	2	2.5	1	0	0	0	9	3.0	
at Washington	01/02/2025		21:18	5-6	.833	0-1	.000	0-0	.000	3	3	6	2.9	2	0	1	3	0	10.3	
at Oregon	01/05/2025		00:37	0-0	.000	0-0	.000	0-0	.000	0	0	0	2.6	1	0	1	0	0	3.4	
UCLA	01/10/2025		01:11	0-0	.000	0-0	.000	0-0	.000	0	0	0	2.4	0	0	0	0	0	3.1	
Minnesota	01/13/2025		01:22	0-0	.000	0-0	.000	0-0	.000	0	0	0	2.2	0	0	0	0	1	0.2	
at Northwestern	01/16/2025		02:27	0-0	.000	0-0	.000	0-0	.000	0	1	1	2.1	0	0	0	0	0	0.2	
Nebraska	01/19/2025		11:10	1-2	.500	0-0	.000	0-2	.000	3	4	7	2.4	1	0	0	2	0	2.6	
at Indiana	01/26/2025		05:26	0-0	.000	0-0	.000	0-0	.000	0	2	2	2.4	1	0	0	0	0	2.4	
Wisconsin	01/29/2025		00:19	0-0	.000	0-0	.000	0-0	.000	0	0	0	2.3	0	0	0	0	0	2.3	
at Ohio St.	02/06/2025		03:45	0-1	.000	0-0	.000	0-0	.000	0	0	0	2.1	0	0	0	0	0	2.1	
Rutgers	02/09/2025		14:39	2-6	.333	0-1	.000	0-0	.000	2	3	5	2.3	0	0	2	2	4	2.2	
at Nebraska	02/13/2025		07:17	0-2	.000	0-0	.000	0-0	.000	0	0	0	2.2	3	0	1	0	0	2.1	
Iowa	02/16/2025		12:12	3-5	.600	0-1	.000	0-0	.000	0	2	2	2.2	1	0	2	3	1	6.2	
Southern California	02/20/2025		08:52	1-2	.500	0-0	.000	0-0	.000	0	1	1	2.1	1	0	0	1	2	2.3	
Michigan St.	02/26/2025		09:53	0-0	.000	0-0	.000	0-0	.000	1	3	4	2.2	1	0	0	1	1	0.2	
at Penn St.	03/01/2025		06:57	0-1	.000	0-0	.000	0-0	.000	0	2	2	2.2	0	0	0	0	0	2.1	
at Michigan	03/05/2025		16:06	2-3	.667	0-1	.000	0-0	.000	0	3	3	2.2	1	0	0	1	1	4.2	
Northwestern	03/08/2025		13:42	2-2	1.000	0-0	.000	0-0	.000	2	2	4	2.3	2	0	2	0	1	4.2	
vs Illinois	03/14/2025		25:47	5-10	.500	1-2	.500	0-0	.000	3	2	5	2.4	3	1	0	1	5	11.2	
Totals			0	246:50	31-57	.544	2-7	.286	3-6	.500	25	37	62	2.4	23	5	10	18	21	67.2

## Player Averages

Games Played	Minutes/game	Points/game	FG Pct	3FG Pct	FT Pct	Rebounds/game	Assists/game	Turnovers/game	Assist/Turnover ratio	Steals/game	Blocks/game
26	9.5	2.6	54.4	28.6	50.0	2.4	0.2	0.4	0.5	0.8	0.7

## SEASON/CAREER HIGHS

	2024-25 SEASON	CAREER HIGHS
POINTS	11 vs. #24 Illinois (3/14/25)	15, 2x, last vs. Rider (11/28/23)
REBOUNDS	7 vs. Nebraska (1/19/25)	13 vs. Merrimack (12/12/21)
FG MADE	5, 2x, last vs. #24 Illinois (3/14/25)	7 vs. Wyoming (3/15/22)
FG ATT.	10 vs. #24 Illinois (3/14/25)	11 vs. Wyoming (3/15/22)
3 FG MADE	1, 2x, last vs. #24 Illinois (3/14/25)	2, 2x, last at Northwestern (1/17/24)
3 FG ATT.	2 vs. #24 Illinois (3/14/25)	4 vs. Wyoming (3/15/22)
FT MADE	3 vs. Saint Francis (12/17/24)	5, 2x, last at Rutgers (2/25/24)
FT ATT.	4 vs. Saint Francis (12/17/24)	8, 2x, last vs. Kennesaw State (12/23/22)
ASSISTS	1, 5x, last vs. #24 Illinois (3/14/25)	3, 2x, last vs. South Alabama (11/25/23)
BLOCKS	3, 2x, last vs. Iowa (2/17/25)	5 vs. Miami (OH) (11/20/22)
STEALS	5 vs. #24 Illinois (3/14/25)	5 vs. #24 Illinois (3/14/25)
MINUTES	26 vs. #24 Illinois (3/14/25)	36 vs. Penn State (12/6/23)

## MISCELLANEOUS STATS

Category	Season	Career	Last Time
Double-Figure Scoring	2	16	11 vs. #24 Illinois (3/14/25)
20-plus Points	-	-	-
10-plus Rebounds	-	3	11 at Rutgers (2/25/24)
5-plus Rebounds	6	31	5 vs. #24 Illinois (3/14/25)
5-plus Assists	-	-	-
3-plus Steals	1	3	5 vs. #24 Illinois (3/14/25)
Double-Doubles	1	3	11 pts, 11 reb at Rutgers (2/25/24)

## CAREER STATS

				Field Goals		3-Point		F-Throws		Rebounds									Scoring	
SEASON	TEAM	GP-GS	MIN/AVG	FG-FGA	FG%	3FG-3FGA	3FG%	FT-FTA	FT%	OFF	DEF	TOT	AVG	PF-FO	A	TO	BLK	STL	PTS	AVG
2020-21	IND	21-0	168/8.0	19-37	.514	4-10	.400	5-18	.278	12	25	37	1.8	22-0	5	10	2	6	47	2.2
2021-22	IND	34-0	426/12.5	57-110	.518	9-29	.310	25-44	.568	42	79	121	3.6	49-0	9	31	24	9	148	4.4
2022-23	IND	27-6	335/12.4	46-84	.548	5-19	.263	16-26	.615	22	44	66	2.4	49-1	8	17	23	13	113	4.2
2023-24	MD	31-26	722/23.3	61-141	.433	8-46	.174	37-56	.661	54	67	121	3.9	85-3	17	35	34	29	167	5.4
2024-25	MD	26-0	247/9.5	31-57	.544	2-7	.286	3-6	.500	25	37	62	2.4	23-0	5	10	18	21	67	2.6
TOTAL FOR MD		57-26	969/17.0	92-198	.465	10-53	.189	40-62	.645	79	104	183	3.2	108-3	22	45	52	50	234	4.1
TOTAL		139-32	1898/13.7	214-429	.499	28-111	.252	86-150	.573	155	252	407	2.9	228-4	44	103	101	78	542	3.9

## 2024-25 STATISTICS



# #25 DERIK QUEEN

FRESHMAN • CENTER • 6-10 / 245 • BALTIMORE, MD. / MONTVERDE ACADEMY (FLA.)  
MAJOR: LETTERS & SCIENCES THEEDERIKQUEEN / DERIKQUEEN1



SCAN FOR FULL BIO

### 2024-25 SEASON:

- Named to the Kareem Abdul-Jabbar Center of the Year Watch List during the preseason.
- Named to the Wood Award Top 25 Watch List during the season.
- Named to the Naismith Trophy Player of the Year Midseason Team on Feb. 14.
- Named Big Ten Freshman of the Week on Nov. 25 (Canisius/Villanova), Dec. 9 (Ohio State/Purdue), Jan. 27 (Illinois/Indiana), and Feb. 10 (Ohio State/Rutgers).
- He was the first Terp since Jalen Smith (3x) to be named Big Ten Freshman of the Week and is the first Maryland player to earn the honor four times during the Big Ten era ... He is now tied with Tom McMillen for the second-most Rookie of the Week honors among all conferences Maryland has been associated with (SoCon/ACC/Big Ten) and just behind Joe Smith who earned the ACC honor six times.
- Along with his season-high 26 points, had 12 rebounds, two blocks, an assist, and a steal at No. 8 Purdue (12/8) - marked his 5th game scoring 20+ and his fourth double double.
- Posted 17 points and 11 rebounds alongside two steals against Ohio State (12/4).
- Had 20 points, nine rebounds, four assists, two blocks, and a steal against Alcorn State (12/1).
- Led a Maryland comeback with a double-double of 22 points and 11 rebounds in win over Villanova (11/24); Set his season-high record in assists with five.
- Tied for the team lead with 24 points while pulling down seven boards, adding three assists, and two blocks against No. 15 Marquette (11/15).
- Led the game in points and rebounds with 22 and 20, while also contributing two blocks and one steal in Maryland debut against Manhattan (11/4); Posted the first 20-point, 20-rebound game by a Maryland player since Joe Smith had 31 points and 21 rebounds against Texas in the NCAA Tournament in 1995; Became the second player in college basketball since 1996-97 to post a 20-20 game in his freshman debut.

### BEFORE COLLEGE:

- Was a McDonald's All-American and consensus five-star recruit
- Named Co-MVP of the McDonald's All-America Game after scoring 23 points while adding eight rebounds, five assists, three steals, and two blocks
- Was the first Terp since Adrian Branch to earn MVP honors
- The second-highest rated recruit (No. 12 nationally) to sign with the Terps between five-stars Diamond Stone (No. 8, 2015) and Jalen Smith (No. 15, 2018)
- Played three seasons at Montverde Academy in Florida after spending his freshman year at St. Frances Academy in Baltimore
- Nationally, he ranked No. 10 overall by ESPN, No. 12 by 247Sports, and No. 15 by Rivals
- Led Montverde to a 33-0 record in 2023-24 where he led the Eagles with 16.4 points per game and 7.5 rebounds
- Named a MaxPreps Second Team All-American after leading Montverde to the Chipotle National Championship and earned All-Tournament honors
- As a freshman at St. Frances, was named the MaxPreps National Freshman of the Year, while as a junior in 2023 was selected to the MaxPreps Junior All-American Honorable Mention Team
- In addition to playing at Montverde, also played AAU basketball for Team Thrill which he led to the Under Armour Association U-17 spring championship in 2023

★ 2024-25 KAREEM ABDUL-JABBAR WATCH LIST

★ 2024-25 WOODEN AWARD TOP 25 WATCH LIST

★ 2024-25 NAISMITH TROPHY PLAYER OF THE YEAR MIDSEASON TEAM

★ FIVE-TIME BIG TEN FRESHMAN OF THE WEEK

### 2024-25 GAME-BY-GAME

Opponent	Date	GS	MIN	Total		3-Pointers		Free throws		Rebounds		PF	A	TO	BLK	STL	PTS	AVG			
				FG-FGA	PCT	3FG-3FGA	PCT	FT-FTA	PCT	OFF	DEF								TOT	AVG	
Manhattan	11/04/2024	*	26:46	9-16	.563	0-2	.000	4-5	.800	6	14	20	2.0	2	1	2	2	22	22.0		
Mount St. Mary's	11/08/2024	*	20:21	3-8	.375	0-2	.000	2-2	1.000	0	1	1	10.5	1	3	1	0	2	8	15.0	
Florida A&M	11/11/2024	*	16:40	4-6	.667	0-0	.000	3-5	.600	2	0	2	7.7	0	3	1	2	2	11	13.7	
Marquette	11/15/2024	*	35:33	9-13	.692	0-2	.000	6-8	.750	2	5	7	7.5	3	3	3	2	0	24	16.3	
Canisius	11/19/2024	*	17:49	4-6	.667	0-1	.000	2-2	1.000	1	5	6	7.2	1	1	1	0	0	10	15.0	
vs Villanova	11/24/2024	*	35:15	9-14	.643	0-1	.000	4-7	.571	6	5	11	7.8	2	5	4	1	0	22	16.2	
Bucknell	11/27/2024	*	25:19	6-10	.600	0-1	.000	3-5	.600	2	6	8	7.9	4	2	1	0	3	15	16.0	
Alcorn	12/01/2024	*	31:12	6-9	.667	0-0	.000	8-8	1.000	3	6	9	8.0	1	4	1	2	1	20	16.5	
Ohio St.	12/04/2024	*	31:41	6-10	.600	0-1	.000	5-6	.833	1	10	11	8.3	2	1	2	0	2	17	16.6	
at Purdue	12/08/2024	*	35:06	11-18	.611	2-5	.400	2-2	1.000	1	11	12	8.7	4	1	2	2	1	26	17.5	
Saint Francis	12/17/2024	*	22:19	6-9	.667	0-1	.000	3-4	.750	1	4	5	8.4	0	0	0	1	1	15	17.3	
vs Syracuse	12/21/2024	*	24:48	5-12	.417	0-0	.000	1-1	1.000	3	5	8	8.3	0	3	3	1	2	11	16.8	
UMES	12/28/2024	*	25:20	6-11	.545	0-0	.000	6-7	.857	3	11	14	8.8	2	1	6	0	2	18	16.8	
at Washington	01/02/2025	*	17:38	1-7	.143	0-0	.000	2-5	.400	0	1	1	8.2	4	0	2	2	1	4	15.9	
at Oregon	01/05/2025	*	33:39	6-13	.462	0-2	.000	5-7	.714	2	3	5	8.0	2	2	2	2	2	17	16.0	
UCLA	01/10/2025	*	32:12	3-7	.429	0-1	.000	2-3	.667	1	4	5	7.8	3	1	5	0	0	8	15.5	
Minnesota	01/13/2025	*	36:12	10-15	.667	0-1	.000	7-8	.875	2	5	7	7.8	2	2	3	1	1	27	16.2	
at Northwestern	01/16/2025	*	33:02	4-9	.444	0-0	.000	1-1	1.000	5	5	14	8.1	4	1	5	1	0	9	15.8	
Nebraska	01/19/2025	*	26:40	0-4	.000	0-0	.000	3-4	.750	2	5	7	8.1	1	2	3	0	0	3	15.1	
at Illinois	01/23/2025	*	33:56	10-13	.769	0-1	.000	5-7	.714	1	5	6	8.0	2	4	3	0	3	25	15.6	
at Indiana	01/26/2025	*	34:48	3-8	.375	0-1	.000	1-2	.500	2	9	11	8.1	3	3	1	2	1	7	15.2	
Wisconsin	01/29/2025	*	30:45	3-14	.214	0-0	.000	6-8	.750	2	10	12	8.3	3	2	0	2	1	12	15.0	
at Ohio St.	02/06/2025	*	35:59	3-7	.429	0-0	.000	7-13	.538	1	7	8	8.3	2	2	1	2	1	13	15.0	
Rutgers	02/09/2025	*	32:51	9-16	.563	0-0	.000	11-13	.846	6	9	15	8.5	3	5	1	1	1	29	15.5	
at Nebraska	02/13/2025	*	36:07	9-11	.818	0-0	.000	6-6	1.000	5	6	11	8.6	4	1	3	0	0	24	15.9	
Iowa	02/16/2025	*	31:56	6-9	.667	0-0	.000	6-7	.857	3	10	13	8.8	1	1	5	0	0	18	16.0	
Southern California	02/20/2025	*	33:54	5-9	.556	0-0	.000	3-3	1.000	2	15	17	9.1	1	3	3	1	0	13	15.9	
Michigan St.	02/26/2025	*	36:22	2-11	.182	0-2	.000	6-9	.667	0	10	10	9.1	1	1	3	1	0	10	15.6	
at Penn St.	03/01/2025	*	30:60	8-16	.500	0-0	.000	7-8	.875	1	5	6	9.0	4	1	2	2	4	23	15.9	
at Michigan	03/05/2025	*	37:55	5-13	.385	0-0	.000	7-11	.636	4	8	12	9.1	1	1	1	1	2	17	15.9	
Northwestern	03/08/2025	*	31:05	3-7	.429	0-0	.000	4-5	.800	3	7	10	9.2	4	1	5	2	0	10	15.7	
vs Illinois	03/14/2025	*	22:44	7-11	.636	0-0	.000	5-7	.714	4	6	10	9.2	3	1	0	1	2	19	15.8	
Totals			32	956:53	181-342	.529	2-24	.083	143-189	.757	77	217	294	9.2	70	62	75	33	36	507	15.8

### Player Averages

Games Played	Minutes/game	Points/game	FG Pct	3FG Pct	FT Pct	Rebounds/game	Assists/game	Turnovers/game	Assist/Turnover	Steals/game	Blocks/game
32	29.9	15.8	52.9	8.3	75.7	9.2	1.9	2.3	0.8	1.1	1.0

### SEASON/CAREER HIGHS

	2024-25 SEASON	CAREER HIGHS
POINTS	29 vs. Rutgers (2/9/25)	Same
REBOUNDS	20 vs. Manhattan (11/4/24)	Same
FG MADE	11 at #8 Purdue (12/8/24)	Same
FG ATT.	18 at #8 Purdue (12/8/24)	Same
3 FG MADE	2 at #8 Purdue (12/8/24)	Same
3 FG ATT.	5 at #8 Purdue (12/8/24)	Same
FT MADE	11 vs. Rutgers (2/9/25)	Same
FT ATT.	13, 2x, last vs. Rutgers (2/9/25)	Same
ASSISTS	5, 2x, last vs. Rutgers (2/9/25)	Same
BLOCKS	2, 7x, last vs. Northwestern (3/8/25)	Same
STEALS	4 at Penn State (3/1/25)	Same
MINUTES	38 at #17 Michigan (3/5/25)	Same

### MISCELLANEOUS STATS

Category	Season	Career	Last Time
Double-Figure Scoring	26	26	19 vs. #24 Illinois (3/14/25)
20-plus Points	10	10	23 at Penn State (3/1/25)
10-plus Rebounds	16	16	10 vs. #24 Illinois (3/14/25)
5-plus Rebounds	29	29	10 vs. #24 Illinois (3/14/25)
5-plus Assists	2	2	5 vs. Rutgers (2/9/25)
3-plus Steals	3	3	4 at Penn State (3/1/25)
Double-Doubles	14	14	19 pts, 10 reb vs. #24 Illinois (3/14/25)

### CAREER STATS

SEASON	TEAM	GP-GS	MIN/AVG	Field Goals FG-FGA FG%	3-Point 3FG-3FGA 3FG%	F-Throws FT-FTA FT%	Rebounds OFF DEF TOT AVG	Scoring PF-FO A TO BLK STL PTS AVG
2024-25	MD	32-32	957/29.9	181-342 .529	2-24 .083	143-189 .757	77 217 294 9.2	70-0 62 75 33 36 507 15.8
<b>TOTAL</b>		<b>32-32</b>	<b>957/29.9</b>	<b>181-342 .529</b>	<b>2-24 .083</b>	<b>143-189 .757</b>	<b>77 217 294 9.2</b>	<b>70-0 62 75 33 36 507 15.8</b>



# #30 LUKAS SOTELL

SOPHOMORE • GUARD • 6-3 / 170 • STAMFORD, CONN. (STAMFORD HS / MONTVERDE ACADEMY (FLA.))  
MAJOR: ECONOMICS    LUKASSOTELL / LUKASSOTELL    SO-TELL



### 2024-25 SEASON:

- Grabbed one rebound in games against Canisius (11/19) & Bucknell (11/27).
- Pulled down a rebound in season-opener against Manhattan (11/4).

### 2023-24 SEASON:

- Played in 4 games averaging 0.5 points
- Came off the bench and made Maryland debut against UMBC (11/21).
- Scored first points as a Terrapin with two points and grabbed a rebound against Rider (11/28).
- Made third appearance for the Terps off the bench against Alcorn State (12/12).

### NOTABLES:

- Walk-on who joined the Terps in the summer of 2023
- Was a Third Team All-State selection
- Earned All-FCIAC and Scholar-Athlete of the Year honors
- Averaged 15 points, seven assists, and four rebounds during prep career
- Also played baseball
- Son of Chris and Anna

Opponent	Date	GS	MIN	Total		3-Pointers		Free throws		Rebounds				PF / A TO BLK STL PTS AVG						
				FG-FGA	PCT	3FG-3FGA	PCT	FT-FTA	PCT	OFF	DEF	TOT	AVG	PF	A	TO	BLK	STL	PTS	AVG
Manhattan	11/04/2024		00:54	0-1	.000	0-0	.000	0-0	.000	0	1	1	1.0	0	0	0	0	0	0	0.0
Mount St. Mary's	11/08/2024		01:05	0-0	.000	0-0	.000	0-0	.000	0	0	0	0.5	1	0	0	0	0	0	0.0
Florida A&M	11/11/2024		01:25	0-0	.000	0-0	.000	0-0	.000	0	0	0	0.3	1	0	0	0	0	0	0.0
Canisius	11/19/2024		01:46	0-0	.000	0-0	.000	0-0	.000	0	1	1	0.5	0	0	0	0	0	0	0.0
Bucknell	11/27/2024		01:57	0-1	.000	0-0	.000	0-0	.000	0	1	1	0.6	0	0	0	0	0	0	0.0
Alcorn	12/01/2024		01:41	0-0	.000	0-0	.000	0-0	.000	0	0	0	0.5	0	0	0	0	0	0	0.0
Ohio St.	12/04/2024		00:31	0-0	.000	0-0	.000	0-0	.000	0	0	0	0.4	0	0	0	0	0	0	0.0
Saint Francis	12/17/2024		02:23	1-1	1.000	0-0	.000	0-0	.000	0	0	0	0.4	1	0	0	0	0	2	0.3
Northwestern	03/08/2025		00:02	0-0	.000	0-0	.000	0-0	.000	0	0	0	0.3	0	0	0	0	0	0	0.2
Totals		0	11:45	1-3	.333	0-0	.000	0-0	.000	0	3	3	0.3	3	0	0	0	0	2	0.2

### Player Averages

Games Played	Minutes/ game	Points/ game	FG Pct	3FG Pct	FT Pct	Rebounds/ game	Assists/ game	Turnovers/ game	Assist/Turnover ratio	Steals/ game	Blocks/ game
9	1.3	0.2	33.3	0.0	0.0	0.3	0.0	0.0	0.0	0.0	0.0

### SEASON/CAREER HIGHS

	2024-25 SEASON	CAREER HIGHS
POINTS	2 vs. Saint Francis (12/17/24)	2, 2x, last vs. Saint Francis (12/17/24)
REBOUNDS	1, 3x, last vs. Bucknell (11/27/24)	1, 4x, last vs. Bucknell (11/27/24)
FG MADE	1 vs. Saint Francis (12/17/24)	1, 2x, last vs. Saint Francis (12/17/24)
FG ATT.	1, 3x, last vs. Saint Francis (12/17/24)	1, 4x, last vs. Saint Francis (12/17/24)
3 FG MADE	-	-
3 FG ATT.	-	-
FT MADE	-	-
FT ATT.	-	-
ASSISTS	-	-
BLOCKS	-	-
STEALS	-	-
MINUTES	2, 4x, last vs. Saint Francis (12/17/24)	2, 6x, last vs. Saint Francis (12/17/24)

### MISCELLANEOUS STATS

Category	Season	Career	Last Time
Double-Figure Scoring	-	-	-
20-plus Points	-	-	-
10-plus Rebounds	-	-	-
5-plus Rebounds	-	-	-
5-plus Assists	-	-	-
3-plus Steals	-	-	-
Double-Doubles	-	-	-

### CAREER STATS

				Field Goals		3-Point		F-Throws		Rebounds									Scoring	
SEASON	TEAM	GP-GS	MIN/AVG	FG-FGA	FG%	3FG-3FGA	3FG%	FT-FTA	FT%	OFF	DEF	TOT	AVG	PF-FO	A	TO	BLK	STL	PTS	AVG
2023-24	MD	4-0	6/1.5	1-1	1.000	0-0	.000	0-0	.000	0	1	1	0.3	2-0	0	0	0	0	2	0.5
2024-25	MD	9-0	12/1.3	1-3	.333	0-0	.000	0-0	.000	0	3	3	0.3	3-0	0	0	0	0	2	0.2
TOTAL		13-0	18/1.4	2-4	.500	0-0	.000	0-0	.000	0	4	4	0.3	5-0	0	0	0	0	4	0.3



# #40 BEN MURPHY

SENIOR • GUARD • 6-1 / 193 • REISTERSTOWN, MD. (FRANKLIN HS / HOWARD COMMUNITY COLLEGE)  
MAJOR: ECONOMICS

📷 BENWMURPHY / 🐦 BEN10MURPHY



SCAN FOR FULL BIO

### 2024-25 SEASON:

- Racked up two steals against Alcorn State (12/1).
- Scored three points on his first career three pointer in win against Canisius (11/19).
- Pulled down a rebound against Mount St. Mary's (11/8).

### 2023-24 SEASON:

- Played in four games averaging 1.0 points, 0.3 rebounds, and 0.25 steals per game
- Also had 1 assist
- Averaged nine minutes per game and shot .200 from the floor
- Scored two points and picked up a steal off the bench against Alcorn State (12/12)
- Made second career appearance for Maryland and had an assist against Rider (11/28)
- Made Terrapins debut and scored two points against UMBC (11/23)

### NOTABLES:

- Walk-on who joined the program in summer 2023
- Played at Howard Community College before transferring to Maryland
- Averaged nine points, five rebounds, four assists, and two steals at Howard CC
- Was a two-time All-County selection in high school
- Averaged 16 points, eight rebounds, three assists, and three steals during his prep career
- Son of Mona Gorman and Ronnie Murphy
- Has two siblings: Cara Murphy and Amanda Murphy
- Father, Ronnie, played basketball at Jacksonville University and was later drafted to the Portland Trailblazers
- Sister, Amanda, competed for the track and field program at the University of South Carolina

### 2024-25 GAME-BY-GAME

Opponent	Date	GS	MIN	Total		3-Pointers		Free throws		Rebounds		PF	A	TO	BLK	STL	PTS	AVG	
				FG-FGA	PCT	3FG-3FGA	PCT	FT-FTA	PCT	OFF	DEF								TOT
Manhattan	11/04/2024		01:40	0-1	.000	0-0	.000	0-0	.000	0	0	0	0	0	0	0	0	0.0	
Mount St. Mary's	11/08/2024		01:05	0-1	.000	0-0	.000	0-0	.000	0	1	1	0.5	0	0	0	0	0.0	
Florida A&M	11/11/2024		01:25	0-0	.000	0-0	.000	0-0	.000	0	1	1	0.7	0	0	0	0	0.0	
Canisius	11/19/2024		03:33	1-1	1.000	1-1	1.000	0-0	.000	0	1	1	0.8	0	0	0	3	0.8	
Bucknell	11/27/2024		02:16	0-0	.000	0-0	.000	2-4	.500	1	0	1	0.8	1	0	0	2	1.0	
Alcorn	12/01/2024		03:03	0-0	.000	0-0	.000	0-0	.000	0	0	0	0.7	1	0	1	2	0.8	
Ohio St.	12/04/2024		00:31	0-0	.000	0-0	.000	0-0	.000	0	0	0	0.6	0	0	0	0	0.7	
Saint Francis	12/17/2024		04:31	0-0	.000	0-0	.000	2-2	1.000	0	0	0	0.5	0	2	0	0	2.9	
Northwestern	03/08/2025		00:22	0-0	.000	0-0	.000	0-0	.000	0	0	0	0.4	0	0	0	0	0.8	
Totals			0 18:26	1-3	.333	1-1	1.000	4-6	.667	1	3	4	0.4	2	2	1	0	7	0.8

### Player Averages

Games Played	Minutes/ game	Points/ game	FG Pct	3FG Pct	FT Pct	Rebounds/ game	Assists/ game	Turnovers/ game	Assist/Turnover ratio	Steals/ game	Blocks/ game
9	2.0	0.8	33.3	100.0	66.7	0.4	0.2	0.1	2.0	0.2	0.0

### SEASON/CAREER HIGHS

	2024-25 SEASON	CAREER HIGHS
POINTS	3 vs. Canisius (11/19/24)	3 vs. Canisius (11/19/24)
REBOUNDS	1, 4x, last vs. Bucknell (11/27/24)	1, 5x, last vs. Bucknell (11/27/24)
FG MADE	1 vs. Canisius (11/19/24)	1, 2x, last vs. Canisius (11/19/24)
FG ATT.	1, 3x, last vs. Canisius (11/19/24)	2 vs. Coppin St. (12/28/23)
3 FG MADE	1 vs. Canisius (11/19/24)	1 vs. Canisius (11/19/24)
3 FG ATT.	1 vs. Canisius (11/19/24)	1, 3x, last vs. Canisius (11/19/24)
FT MADE	2, 2x, last vs. Saint Francis (12/17/24)	2, 3x, last vs. Saint Francis (12/17/24)
FT ATT.	4 vs. Bucknell (11/27/24)	4 vs. Bucknell (11/27/24)
ASSISTS	2 vs. Saint Francis (12/17/24)	2 vs. Saint Francis (12/17/24)
BLOCKS	-	-
STEALS	2 vs. Alcorn State (12/1/24)	2 vs. Alcorn State (12/1/24)
MINUTES	5 vs. Saint Francis (12/17/24)	5 vs. Saint Francis (12/17/24)

### MISCELLANEOUS STATS

Category	Season	Career	Last Time
Double-Figure Scoring	-	-	-
20-plus Points	-	-	-
10-plus Rebounds	-	-	-
5-plus Rebounds	-	-	-
5-plus Assists	-	-	-
3-plus Steals	-	-	-
Double-Doubles	-	-	-

### CAREER STATS

				Field Goals		3-Point		F-Throws		Rebounds									Scoring	
SEASON	TEAM	GP-GS	MIN/AVG	FG-FGA	FG%	3FG-3FGA	3FG%	FT-FTA	FT%	OFF	DEF	TOT	AVG	PF-FO	A	TO	BLK	STL	PTS	AVG
2023-24	MD	4-0	9/2.2	1-5	.200	0-2	.000	2-2	1.000	1	0	1	0.3	0-0	1	0	0	1	4	1.0
2024-25	MD	9-0	18/2.0	1-3	.333	1-1	1.000	4-6	.667	1	3	4	0.4	2-0	2	1	0	2	7	0.8
TOTAL		13-0	27/2.1	2-8	.250	1-3	.333	6-8	.750	2	3	5	0.4	2-0	3	1	0	3	11	0.8

## CAREER RECORDS

## 1000-POINT SCORERS

1. 2269	Juan Dixon (141 games)	1998-02
2. 2171	Greivis Vasquez (136 games)	2006-10
3. 2149	Len Bias (131 games)	1982-86
4. 2058	Albert King (118 games)	1977-81
5. 2017	Adrian Branch (123 games)	1981-85
20. 1458	Derrick Lewis (127 games)	1984-88
21. 1449	Eric Ayala (125 games)	2018-22
22. 1436	Jake Layman (141 games)	2012-16
23. 1425	Julian Reese (130 games)	2021-pr.

## CAREER SCORING AVERAGE

Minimum 2 seasons, 1,000 points, 16.0 ppg

1. 20.5	Tom McMillen (88 games)	1971-74
2. 20.2	Joe Smith (64 games)	1993-95
3. 18.7	Gene Shue (74 games)	1951-54
4. 18.3	John Lucas (110 games)	1972-76
5. 18.0	Jahmir Young (67 games)	2022-24
18.0	Will Hetzel (76 games)	1967-70

## CAREER FIELD GOAL PERCENTAGE

Minimum 2 seasons, 250 FG

1. .615	Buck Williams (446-725)	1978-81
2. .595	Bruno Fernando (291-489)	2018-19
3. .589	Ben Coleman (376-638)	1982-84
4. .583	Greg Manning (623-1068)	1977-81
5. .582	Lee Brawley (428-736)	1948-52
6. .576	Lawrence Boston (438-760)	1975-78
7. .557	Julian Reese (539-968)	2021-pr.

## CAREER 3-POINT FG MADE

1. 239	Juan Dixon (141 games)	1998-02
2. 230	Greivis Vasquez (136 games)	2006-10
3. 223	Eric Ayala (125 games)	2018-22
4. 211	Donta Scott (162 games)	2019-24
5. 206	Anthony Cowan Jr. (130 games)	2016-20

## CAREER REBOUND LEADERS

Minimum 500

1. 1053	Len Elmore (86 games)	1971-74
2. 998	Lonny Baxter (138 games)	1998-02
3. 982	Julian Reese (130 games)	2021-pr.
4. 948	Derrick Lewis (127 games)	1984-88
5. 928	Buck Williams (85 games)	1978-81
6. 925	Terence Morris (319o-606d)	1997-01
7. 916	Keith Booth (126)	1993-97
8. 895	Larry Gibson (101 games)	1975-79

## CAREER ASSISTS

1. 972	Steve Blake	1999-03
2. 772	Greivis Vasquez	2006-10
3. 649	Keith Gatlin	1983-86, 87-88
4. 590	Terrell Stokes	1995-99
5. 584	Anthony Cowan Jr.	2016-20

## CAREER STEALS

1. 344	Johnny Rhodes	1992-96
2. 333	Juan Dixon	1998-02
3. 252	Laron Profit	1995-99
4. 234	Steve Blake	1999-03
5. 202	D.J. Strawberry	2003-07

## CAREER BLOCKED SHOTS

1. 339	Derrick Lewis	1984-88
2. 256	Terence Morris	1997-01
3. 239	Cedric Lewis	1987-91
4. 231	James Gist	2004-08
7. 190	Joe Smith	1993-95
8. 175	Julian Reese	2021-pr.

## SEASON RECORDS

## 500-POINT SEASONS

1. 776	Walt Williams (29 games)	1991-92
2. 743	Len Bias (32 games)	1985-86
3. 735	Juan Dixon (36 games)	2001-02
4. 708	Joe Smith (34 games)	1994-95
5. 701	Len Bias (37 games)	1984-85

## SEASON SCORING AVERAGE

1. 26.8	Walt Williams (29 games)	1991-92
2. 23.3	Will Hetzel (26 games)	1968-69
3. 23.2	Len Bias (32 games)	1985-86
4. 22.1	Gene Shue (23 games)	1952-53
5. 21.8	Gene Shue (30 games)	1953-54

## SEASON FIELD GOAL PERCENTAGE

Minimum 100 FGs

1. .647	Buck Williams (183-283)	1980-81
2. .643	Greg Manning (196-305)	1979-80
3. .632	Julian Reese (158-250)	2022-23
4. .631	Johnny Rhodes (197-312)	1995-96
5. .611	Charles Pittman (102-167)	1981-82

## SEASON 3-POINT FG MADE

1. 92	Juan Dixon (36 games)	2001-02
2. 91	Terrell Stoglin (32 games)	2011-12
3. 89	Walt Williams (29 games)	1991-92
4. 81	Mike Jones (34 games)	2006-07
5. 78	Ja'Kobi Gillespie (32 games)	2024-25
6. 74	Eric Ayala (31 games)	2021-22
7. 73	Rodney Rice (32 games)	2024-25
73	Drew Nicholas (31 games)	2002-03
73	Kevin Huerter (32 games)	2017-18
10 70	Anthony Cowan (34 games)	2018-19
11. 69	Greivis Vasquez (33 games)	2009-10
12. 67	Selton Miguel (32 games)	2024-25
13. 66	Greivis Vasquez (35 games)	2008-09

## SINGLE-SEASON REBOUNDS

1. 412	Len Elmore (28 games)	1973-74
2. 388	Jordan Williams (33 games)	2010-11
3. 363	Buck Williams (31 games)	1980-81
4. 362	Joe Smith (34 games)	1994-95
362	Bruno Fernando (34 games)	2018-19

## SEASON ASSISTS

Available since 1969-70

1. 286	Steve Blake	2001-02
2. 248	Steve Blake	2000-01
3. 231	Greivis Vasquez	2007-08
4. 221	Steve Blake	2002-03
221	Keith Gatlin	1984-85

## 50-STEAL SEASONS

Available since 1977-78; Minimum 50

1. 110	Johnny Rhodes	1995-96
2. 96	Juan Dixon	1999-00
3. 95	Steve Francis	1998-99
95	Juan Dixon	2000-01
5. 92	Juan Dixon	2001-02

## SEASON BLOCKED SHOTS

Available since 1977-78

1. 143	Cedric Lewis	1990-91
2. 114	Derrick Lewis	1986-87
3. 99	Derrick Lewis	1984-85
4. 97	Joe Smith	1994-95
5. 93	Joe Smith	1993-94

## GAME RECORDS

## 40-POINT GAMES

1. 44	Ernest Graham vs. NC State (12/20/78)
2. 43	Al Bunge vs. Yale (1/4/60)
3. 41	Greivis Vasquez at Virginia Tech (2/27/10 - 2ot)
	Len Bias at Duke (1/25/86)
	Gene Shue vs. Washington & Lee (2/12/53)

## 20-REBOUND GAMES

1. 26	Len Elmore at Wake Forest (2/27/74)
2. 24	Len Elmore vs. Kent State (1/2/73)
	Will Hetzel vs. West Virginia (12/4/68)
4. 23	Derrick Lewis at James Madison (1/28/87)
5. 22	Buck Williams vs. Louisville (12/13/80)
	Buck Williams at UNLV (12/4/78)
	Al Bunge vs. Georgetown (2/26/58)
	Bob Kessler vs. Georgetown (2/25/56)
6. 21	Joe Smith vs. Texas (3/18/95)
7. 20	Derik Queen vs. Manhattan (11/4/24)

## SINGLE-GAME ASSISTS

1. 15	Greivis Vasquez vs. NC State (2/9/08)
15	Terrell Stokes vs. Western Carolina (11/14/98)
3. 14	Steve Blake vs. North Carolina (1/9/02)
14	Terrell Stokes vs. Towson State (11/30/96)
5. 13	Many times (last: Pe'Shon Howard vs. LIU Brooklyn (11/16/12))

## SINGLE-GAME BLOCKED SHOTS

1. 12	Cedric Lewis at South Florida (1/20/91)
	Derrick Lewis at James Madison (1/28/87)
3. 10	Derrick Lewis vs. UMES (2/27/87)
	Derrick Lewis vs. UMBC (2/18/87)
	Derrick Lewis vs. Towson State (2/21/85)
	Derrick Lewis vs. Tennessee (11/24/84)

## SINGLE-GAME STEALS

1. 9	Johnny Rhodes at North Carolina (2/7/96)
9	Johnny Rhodes vs. American (12/23/95)
3. 8	Juan Dixon vs. Florida State (1/26/02)
8	Juan Dixon vs. North Carolina (1/9/02)
8	Juan Dixon vs. Georgia Tech (1/6/01)
8	Terrell Stokes vs. S.C. State (12/27/98)

## SINGLE-GAME FREE THROWS MADE

19	Diamond Stone vs. Penn State (12/30/15)
----	---

## CONSECUTIVE FT IN SINGLE GAME

15	Albert King vs. Boston University (2/11/80)
----	---

## CONSECUTIVE FT OVER MULTIPLE GAMES

40	Juan Dixon	2000-01
39	Jahmir Young	2023-24

## SINGLE-GAME 3-POINT FG MADE

9	Mike Jones vs. Missouri-Kansas City (12/13/06)
---	--

## SINGLE-GAME FIELD GOALS

18	Ernest Graham vs. NC State (12/20/78)
----	---------------------------------------

## CONSECUTIVE FIELD GOALS IN SINGLE GAME

10	Ryan Randle vs. Wagner (1/4/03)
	Lonny Baxter vs. North Texas (12/23/98)
	Keith Gatlin vs. Clemson (2/17/85)
	Barry Yates vs. Miami (12/29/70)

## CONSECUTIVE FIELD GOALS OVER MULTIPLE GAMES

16	Ryan Randle, three games in 2003 season, also a then-ACC Record
----	---

# SCORING

A Player Scored 40 Points: Greivis Vasquez (41) at Virginia Tech, 2/27/2010.
A Player Scored 35 Points: Jahmir Young (36) at Northwestern, 1/17/2024.
A Player Scored 30 Points: Jahmir Young (31) at Michigan State, 2/3/2024.
A Player Scored 20 Points in a Half: Rodney Rice (26, 1st), vs. Mount St. Mary's, 11/8/24.
A Player Scored At Least 30 Points in Back-to-Back Games: Nik Caner-Medley, 33 at Georgia Tech, 1/25/2006 and 30 at Temple, 1/28/2006.
Two Players Scored 30 points in the Same Game: Never
Two Players Scored 20 points in the Same Game: <i>Rodney Rice (22) and Ja'Kobi Gillespie (20) vs. USC, 2/20/2025.</i>
A Player Scored 20+ Points in 4 Consecutive Games: Jahmir Young (Dec. 19, 2023 - Jan. 7, 2024 & Feb. 10, 2024 - Feb. 20, 2024)
Same Two Players Scored 20 points in Back-to-Back Games: Lonny Baxter (32) and Juan Dixon (26) vs. Norfolk State, 3/23/2000; Lonny Baxter (21) and Juan Dixon (24) vs. Chicago State, 3/27/2000.
Three Players Scored 20 Points in the Same Game: Julian Reese (24), Hakim Hart (22), Jahmir Young (21) vs. Coppin State, 11/25/22.
Five Players Scored in Double Figures in a Game: <i>Rodney Rice (26), Derik Queen (19), Ja'Kobi Gillespie (12), Jordan Geronimo (11), Julian Reese (10) vs. #24 Illinois, 3/14/2025.</i>
Six Players Scored in Double Figures in a Game: (7 total) <i>Julian Reese (20), Selton Miguel (15), Rodney Rice (13), Jay Young (12), Ja'Kobi Gillespie (10), Malachi Palmer (10), Derik Queen (10) vs. Canisius, 11/19/2024.</i>
Seven Players Scored in Double Figures in a Game: <i>Julian Reese (20), Selton Miguel (15), Rodney Rice (13), Jay Young (12), Ja'Kobi Gillespie (10), Malachi Palmer (10), Derik Queen (10) vs. Canisius, 11/19/2024.</i>
Eight Players Scored in Double Figures in a Game: Joe Smith (25), Johnny Rhodes (19), Sarunas Jasikevicius (18), Exree Hipp (16), Wayne Bristol (12), Keith Booth (11), Mario Lucas (10), Duane Simpkins (10) vs. Morgan State, 12/23/1994.
A Player had 20 points and 20 Rebounds in the Same Game: <i>Derik Queen (22 pts, 20 rebs) vs. Manhattan, 11/4/24;</i> Joe Smith (31 pts, 21 rebs) vs. Texas, NCAA Second Round, 3/18/95. (Also had 7 blocks).

# REBOUNDS

A Player Had 15 Rebounds: <i>Julian Reese (15) at Penn State, 3/1/25.</i>
A Player Had 16 Rebounds: <i>Derik Queen (17) vs. USC, 2/20/25.</i>
A Player Had 17 Rebounds: <i>Derik Queen (17) vs. USC, 2/20/25.</i>
A Player Had 18 Rebounds: <i>Derik Queen (20) vs. Manhattan, 11/4/24.</i>
A Player Had 19 Rebounds: <i>Derik Queen (20) vs. Manhattan, 11/4/24.</i>
A Player Had 20 Rebounds: <i>Derik Queen (20) vs. Manhattan, 11/4/24.</i>
A Player Had 25 Rebounds: Len Elmore (26) at Wake Forest, 2/27/1974.
A Guard Had 10 Rebounds: Jahmir Young (11) vs. No. 24 Ohio State, 1/8/2023.
Two Players Had Double-Figure Rebounds in the Same Game: <i>Julian Reese (11) and Derik Queen (10) vs. Northwestern, 3/8/2025.</i>
Three Players Had Double-Figure Rebounds in the Same Game: Laron Profit (12), Keith Booth (11), Obinna Ekezie (10) vs. Chicago State, 12/2/1996.

# DOUBLE-DOUBLES/TRIPLE-DOUBLES

A Player Had a Double/Double in Points and Rebounds: <i>Derik Queen (19 pts, 10 reb) vs. #24 Illinois, 3/14/25.</i>
A Guard Had a Double/Double in Points and Rebounds: Jahmir Young (16 pts, 12 reb) vs. Rutgers, 2/6/24.
A Player Had a Double/Double in Points and Assists: <i>Ja'Kobi Gillespie (17 points, 11 assists) vs. Syracuse, 12/21/24.</i>
Two Players Had Double/Doubles in Points and Rebounds in the Same Game: <i>Julian Reese (19 pts, 11 reb) and Derik Queen (10 pts, 10 reb) vs. Northwestern, 3/8/25.</i>
Three Players Had Double/Doubles in the Same Game: Jalen Smith (16 pts, 13 rebs), Donta Scott (10 pts, 10 rebs) and Anthony Cowan Jr. (13 pts, 10 asts) vs. Nebraska, 2/11/2020.
A Player Had A Double/Double In The First Half: <i>Derik Queen (13 points, 10 reb) vs. Rutgers (2/9/25 - Finished with 29 points, 15 rebounds</i>

A Player Had Back-to-Back Double/Doubles: <i>Derik Queen (3), 3/5/25 - 3/14/25.</i>
A Player Had 3 Double/Doubles in a Row: <i>Derik Queen (3), 3/5/25 - 3/14/25.</i>
A Player Had 4 Double/Doubles in a Row: <i>Derik Queen (5), 2/9/25 - 2/26/25.</i>
A Player Had 5 Double/Doubles in a Row: <i>Derik Queen (5), 2/9/25 - 2/26/25.</i>
A Player Had 6 Double/Doubles in a Row: Jalen Smith (9), 1/18/20 - 2/18/20.
A Player Had 7 Double /Doubles in a Row: Jalen Smith (9), 1/18/20 - 2/18/20.
A Player Had 8 Double /Doubles in a Row: Jalen Smith (9), 1/18/20 - 2/18/20.
A Player Had 9 Double /Doubles in a Row: Jalen Smith (9), 1/18/20 - 2/18/20.

# ALL-TIME TRIPLE/DOUBLES:

Greivis Vasquez vs. North Carolina (35 points, 11 rebounds, 10 assists), 2/21/2009
Derrick Lewis vs. UMBC (32 points, 10 rebounds, 10 blocked shots), 2/17/1987
Derrick Lewis vs. James Madison (29 points, 23 rebounds, 12 blocked shots), 1/28/1987

# ASSISTS

A Player Had 10 Assists in a Game: <i>Ja'Kobi Gillespie (11) vs. Syracuse, 12/21/2024.</i>
A Player Had 11 Assists in a Game: <i>Ja'Kobi Gillespie (11) vs. Syracuse, 12/21/2024.</i>
A Player Had 12 Assists in a Game: Melo Trimble (12) at North Carolina, 12/1/2015.
A Player Had 13 Assists in a Game: Pe'Shon Howard (13) vs. LIU Brooklyn, 11/16/2012.
A Player Had 14 Assists in a Game: Greivis Vasquez (15) vs. NC State, 2/9/2008.
A Player Had 15 Assists in a Game: Greivis Vasquez (15) vs. NC State, 2/9/2008.

# BLOCKS

A Player Had 5 Blocks in a Game: <i>Tafara Gapare (6) vs. Alcorn State (12/1/2024).</i>
A Player Had 6 Blocks in a Game: <i>Tafara Gapare (6) vs. Alcorn State (12/1/2024).</i>
A Player Had 7 Blocks in a Game: Diamond Stone (8) at Nebraska (2/3/2016).
A Player Had 8 Blocks in a Game: Diamond Stone (8) at Nebraska (2/3/2016).
A Player Had 10 Blocks in a Game: Derrick Lewis (10) vs. UMES, 2/27/1987.
A Player Had 12 Blocks in a Game: Cedric Lewis (12) vs. South Florida, 1/20/1991.

# STEALS

A Player Had 5 Steals in a Game: <i>Jordan Geronimo (5) vs. #24 Illinois, 3/14/2025.</i>
A Player Had 6 Steals in a Game: <i>Julian Reese (6) at Penn State, 3/1/2025.</i>
A Player Had 7 Steals in a Game: Chris McCray (7) vs. Wagner, 1/4/2003.
A Player Had 8 Steals in a Game: Juan Dixon (8) vs. Florida State, 1/26/2002.
A Player Had 9 Steals in a Game: Johnny Rhodes (9) at North Carolina, 2/7/1996.

# MISCELLANEOUS

A Player Topped the Team in Scoring, Rebounding and Assists for a Game: <i>Derik Queen (29 points, 15 rebounds, 5 assists vs Rutgers, 2/9/25).</i>
A Player Hit a Shot with <5 seconds left to Win a Game: Jahmir Young with a driving lay-up at Iowa with 1.5 seconds remaining (8 pts in last 90 seconds), 1/24/24.
A Player Hit Last-Second Free Throws to Win a Game: Ian Martinez vs. Hofstra (11/19/21) hit two free throws with 4 seconds remaining to clinch a 69-67 win
An Opposing Player Hit a Last-Second Shot to Win a Game: Tre Holloman (MSU) hit a gamewinning 55-foot three-pointer at the buzzer for a 58-55 win, 2/26/2025.
Player Played Every Minute of a Game: Jahmir Young vs. #10 Illinois (1/14/24)
Three True Freshmen Started A Game: Eric Ayala, Aaron Wiggins and Jalen Smith, 11/9/18 vs. Navy

## THE LAST TIME (CONT.)

### TEAM

**Maryland Ranked No. 1 in AP Top-25:** Never.

**Maryland Ranked No. 1 in Coaches Top-25:** April 2, 2002

**Maryland Defeated A No. 1-Ranked Opponent:** 2/16/2013 at Comcast Center - Maryland 83, [2/1] Duke 81.

**Maryland Defeated A Top-5 Ranked Opponent:** 2/16/23 at XFINITY Center - Maryland 68, #3 Purdue 54

**Maryland Defeated Back-to-Back Ranked Opponents at Home:** 1/2/19 at XFINITY Center - Maryland 74, #24 Nebraska 72 and 1/11/19 at XFINITY Center - Maryland 78, #22 IU 75

**Last Overtime Game:** 2/10/24 - Ohio State 79, Maryland 75 (2OT)

**Last Overtime Victory at Home:** 12/6/23 - Maryland 81, Penn State 75 (OT)

**Last Overtime Victory on the Road:** 1/12/22 - Maryland 94, Northwestern 87 (2OT)

**Maryland Scored 100 Points or more:** 2/16/25 - **Maryland 101, Iowa 75**

**Maryland Opened A Game With A 15-0 Run:** 11/11/24 - **Florida A&M**

**Maryland Opened A Game With A 16-0 Run:** 1/3/12 - Cornell

**Maryland Had A Run of 20-25 Points:** 11/29/20 - 21 pts - Maryland 79, Mount St. Mary's 61  
**Maryland Had A Run of 25+ Points:** 11/17/24 - **28 pts - Maryland 108, Canisius 37**

**Maryland Erased a 15-Point Deficit to Win:** at Minnesota - trailed 47-30 with 0:43 left in the first half, 2/26/20

**Maryland Erased a 16-Point Deficit to Win:** at Minnesota - trailed 47-30 with 0:43 left in the first half, 2/26/20

**Maryland Erased a 17-Point Deficit to Win:** at Minnesota - trailed 47-30 with 0:43 left in the first half, 2/26/20

**Maryland Erased a 18-Point Deficit to Win:** vs. NC State (3/13/04, ACC Tournament)

**Maryland Erased a 19-Point Deficit to Win:** vs. NC State (3/13/04, ACC Tournament)

**Maryland Erased a 20-Point Deficit to Win:** vs. NC State (3/13/04, ACC Tournament)

**Maryland Erased a 21-Point Deficit to Win:** vs. NC State (3/13/04, ACC Tournament)

**Maryland Erased a 22-Point Deficit to Win:** at North Carolina, 1/8/97

Items in **BOLD** occurred in 2024-25

## 2024-25 STARTING LINEUPS

Date	Opponent	Score	Starters	FG	%	3FG	%	FT	%	reb	a	stl	to	a/to	pts	pt%
11-04-24	Manhattan	W 79-49	00 GILLESPIE, 05 HARRIS-SMITH, 09 MIGUEL,S, 10 REESE,J, 25 QUEEN,D	21-43	49	1-11	09	10-12	83	32	9	2	5	1.8	53	67.1
11-08-24	Mount St. Mary's	W 86-52	00 GILLESPIE,J, 05 HARRIS-SMITH,D, 09 MIGUEL,S, 10 REESE,J, 25 QUEEN,D	15-34	44	4-10	40	11-19	58	19	8	5	5	1.6	45	52.3
11-11-24	Florida AM	W 84-53	00 GILLESPIE,J, 05 HARRIS-SMITH,D, 09 MIGUEL,S, 10 REESE,J, 25 QUEEN,D	23-42	55	4-14	29	13-17	76	24	9	7	4	2.3	63	75.0
11-15-24	Marquette	L 74-78	00 GILLESPIE,J, 05 HARRIS-SMITH,D, 09 MIGUEL,S, 10 REESE,J, 25 QUEEN,D	27-46	59	5-13	38	9-14	64	27	7	2	10	0.7	68	91.9
11-19-24	Canisius	W 108-37	00 GILLESPIE,J, 01 RICE,R, 09 MIGUEL,S, 10 REESE,J, 25 QUEEN,D	25-42	60	6-19	32	12-13	92	25	14	6	5	2.8	68	63.0
11-24-24	vs. Villanova	W 76-75	00 GILLESPIE,J, 01 RICE,R, 09 MIGUEL,S, 10 REESE,J, 25 QUEEN,D	25-52	48	4-16	25	14-19	74	25	14	2	13	1.1	68	89.5
11-27-24	Bucknell	W 91-67	00 GILLESPIE,J, 01 RICE,R, 09 MIGUEL,S, 10 REESE,J, 25 QUEEN,D	20-40	50	6-18	33	8-12	67	11	10	6	4	2.5	54	59.3
12-01-24	Alcorn	W 96-58	00 GILLESPIE,J, 01 RICE,R, 09 MIGUEL,S, 10 REESE,J, 25 QUEEN,D	20-36	56	7-13	54	18-20	90	23	16	5	6	2.7	65	67.7
12-04-24	Ohio St.	W 83-59	00 GILLESPIE,J, 01 RICE,R, 09 MIGUEL,S, 10 REESE,J, 25 QUEEN,D	24-47	51	6-19	32	15-18	83	24	7	5	9	0.8	69	83.1
12-08-24	at Purdue	L 78-83	00 GILLESPIE,J, 01 RICE,R, 09 MIGUEL,S, 10 REESE,J, 25 QUEEN,D	29-61	48	11-24	46	6-7	86	26	11	4	8	1.4	75	96.2
12-17-24	Saint Francis	W 111-57	00 GILLESPIE,J, 01 RICE,R, 09 MIGUEL,S, 10 REESE,J, 25 QUEEN,D	30-47	64	10-19	53	7-11	64	25	15	5	4	3.8	77	69.4
12-21-24	vs. Syracuse	W 87-60	00 GILLESPIE,J, 01 RICE,R, 09 MIGUEL,S, 10 REESE,J, 25 QUEEN,D	29-59	49	10-21	48	4-4	100	30	24	10	6	4.0	72	82.8
12-28-24	UMES	W 81-66	00 GILLESPIE,J, 01 RICE,R, 09 MIGUEL,S, 10 REESE,J, 25 QUEEN,D	23-51	45	3-14	21	16-22	73	30	16	8	11	1.5	65	80.2
01-02-25	at Washington	L 69-75	00 GILLESPIE,J, 01 RICE,R, 09 MIGUEL,S, 10 REESE,J, 25 QUEEN,D	19-49	39	1-8	13	10-17	59	15	4	5	8	0.5	49	71.0
01-05-25	at Oregon	L 79-83	00 GILLESPIE,J, 01 RICE,R, 09 MIGUEL,S, 10 REESE,J, 25 QUEEN,D	23-50	46	7-17	41	14-19	74	17	11	4	8	1.4	67	84.8
01-10-25	UCLA	W 79-61	00 GILLESPIE,J, 01 RICE,R, 09 MIGUEL,S, 10 REESE,J, 25 QUEEN,D	23-42	55	6-15	40	15-17	88	20	11	10	10	1.1	67	84.8
01-13-25	Minnesota	W 77-71	00 GILLESPIE,J, 01 RICE,R, 09 MIGUEL,S, 10 REESE,J, 25 QUEEN,D	25-51	49	6-17	35	17-22	77	23	13	4	8	1.6	73	94.8
01-16-25	at Northwestern	Lot 74-76	00 GILLESPIE,J, 01 RICE,R, 09 MIGUEL,S, 10 REESE,J, 25 QUEEN,D	19-55	35	4-15	27	18-19	95	29	9	4	13	0.7	60	81.1
01-19-25	Nebraska	W 69-66	00 GILLESPIE,J, 01 RICE,R, 09 MIGUEL,S, 10 REESE,J, 25 QUEEN,D	22-51	43	10-24	42	7-10	70	20	13	7	9	1.4	61	88.4
01-24-25	at Illinois	W 91-70	00 GILLESPIE,J, 01 RICE,R, 09 MIGUEL,S, 10 REESE,J, 25 QUEEN,D	36-68	53	3-11	27	14-19	74	31	17	9	6	2.8	89	97.8
01-26-25	at Indiana	W 79-78	00 GILLESPIE,J, 01 RICE,R, 09 MIGUEL,S, 10 REESE,J, 25 QUEEN,D	29-58	50	12-24	50	7-9	78	27	14	4	9	1.6	77	97.5
01-29-25	Wisconsin	W 76-68	00 GILLESPIE,J, 01 RICE,R, 09 MIGUEL,S, 10 REESE,J, 25 QUEEN,D	22-53	42	10-20	50	16-21	76	30	11	4	6	1.8	70	92.1
02-06-25	at Ohio State	L 70-73	00 GILLESPIE,J, 01 RICE,R, 09 MIGUEL,S, 10 REESE,J, 25 QUEEN,D	23-51	45	3-11	27	19-28	68	30	10	2	10	1.0	68	97.1
02-09-25	Rutgers	W 90-81	00 GILLESPIE,J, 01 RICE,R, 09 MIGUEL,S, 10 REESE,J, 25 QUEEN,D	26-55	47	10-23	43	21-29	72	27	11	4	9	1.2	83	92.2
02-13-25	at Nebraska	W 83-75	00 GILLESPIE,J, 01 RICE,R, 09 MIGUEL,S, 10 REESE,J, 25 QUEEN,D	31-51	61	7-15	47	14-18	78	30	14	3	8	1.8	83	100.0
02-16-25	Iowa	W 101-75	00 GILLESPIE,J, 01 RICE,R, 09 MIGUEL,S, 10 REESE,J, 25 QUEEN,D	36-58	62	12-23	52	11-13	85	32	17	5	12	1.4	95	94.1
02-20-25	Southern Calif.	W 88-71	00 GILLESPIE,J, 01 RICE,R, 09 MIGUEL,S, 10 REESE,J, 25 QUEEN,D	30-59	51	8-19	42	17-19	89	37	14	6	9	1.6	85	96.6
02-26-25	Michigan St.	L 55-58	00 GILLESPIE,J, 01 RICE,R, 09 MIGUEL,S, 10 REESE,J, 25 QUEEN,D	15-46	33	4-19	21	21-26	81	20	4	5	11	0.4	55	100.0
03-01-25	at Penn St.	W 68-64	00 GILLESPIE,J, 01 RICE,R, 09 MIGUEL,S, 10 REESE,J, 25 QUEEN,D	25-61	41	7-20	35	11-13	85	28	15	13	7	2.1	68	100.0
03-05-25	at Michigan	W 71-65	00 GILLESPIE,J, 01 RICE,R, 09 MIGUEL,S, 10 REESE,J, 25 QUEEN,D	22-58	38	9-24	38	14-19	74	27	9	11	8	1.1	67	94.4
03-08-25	Northwestern	W 74-61	00 GILLESPIE,J, 01 RICE,R, 09 MIGUEL,S, 10 REESE,J, 25 QUEEN,D	19-49	39	7-16	44	23-27	85	33	9	6	13	0.7	68	91.9
03-14-25	vs. Illinois	W 88-65	00 GILLESPIE,J, 01 RICE,R, 09 MIGUEL,S, 10 REESE,J, 25 QUEEN,D	24-50	48	9-18	50	16-20	80	18	15	6	2	7.5	73	83.0
<b>Starter Averages</b>				<b>24-50</b>	<b>48</b>	<b>7-17</b>	<b>39</b>	<b>13-17</b>	<b>77</b>	<b>25.5</b>	<b>11.9</b>	<b>5.6</b>	<b>8.0</b>	<b>1.5</b>	<b>68.8</b>	<b>84.1</b>
<b>Bench Averages</b>				<b>5-11</b>	<b>43</b>	<b>2-5</b>	<b>33</b>	<b>2-3</b>	<b>63</b>	<b>11.8</b>	<b>2.7</b>	<b>2.3</b>	<b>2.4</b>	<b>1.1</b>	<b>13.0</b>	<b>15.9</b>

#### Starting Lineup Used

	Games	Record
00 GILLESPIE,J, 05 HARRIS-SMITH,D, 09 MIGUEL,S, 10 REESE,J, 25 QUEEN,D	4	3-1
00 GILLESPIE,J, 01 RICE,R, 09 MIGUEL,S, 10 REESE,J, 25 QUEEN,D	28	22-6

## 2024-25 MISCELLANEOUS STATISTICS

### INDIVIDUAL

#### LED MARYLAND IN SCORING

(includes ties)	Overall	B1G
Derik Queen	9	5
Julian Reese	8	5
Rodney Rice	8	7
Ja'Kobi Gillespie	6	5
Selton Miguel	2	
Tafara Gapare	1	

#### LED MARYLAND IN REBOUNDBING

	Overall	B1G
Julian Reese	17	10
Derik Queen	15	11

#### LED MARYLAND IN ASSISTS

	Overall	B1G
Ja'Kobi Gillespie	23	18
Derik Queen	5	1
Rodney Rice	4	3
DeShawn Harris-Smith	3	1
Selton Miguel	2	1

#### LED MARYLAND IN BLOCKS

	Overall	B1G
Julian Reese	21	16
Derik Queen	11	6
Tafara Gapare	10	6
Jordan Geronimo	7	4
Jay Young	2	1
Malachi Palmer	1	
Braden Pierce	1	
Rodney Rice	1	

#### LED MARYLAND IN STEALS

	Overall	B1G
Ja'Kobi Gillespie	21	14
Derik Queen	11	9
Julian Reese	8	6
Selton Miguel	7	5
Rodney Rice	6	4
Jordan Geronimo	5	3
Jay Young	3	1
Tafara Gapare	2	
DeShawn Harris-Smith	2	2
Ben Murphy	1	
Malachi Palmer	1	

**Double-figure scoring gms** — Gillespie 26, Queen 25, Rice 24, Miguel 22, Reese 20, Gapare 2, Geronimo 2, Harris-Smith 1, Palmer 1, Young 1

**20-point scoring games** — Queen 10, Reese 7, Gillespie 6, Rice 6, Miguel 2

**30-point scoring games** — n/a

**Double-figure rebounding games** — Reese 17, Queen 16

**Double-figure assists games** — Gillespie 1

### TERP TENDENCIES & STREAKS

Maryland's Record	Overall	Strk.	Streak Started
Overall Record	24-7	W3	at Penn State, 3/1/25
Home	17-2	W1	Northwestern, 3/8/25
Road	5-5	W3	at Nebraska, 2/13/25
Neutral	2-0	W2	vs. Villanova, 11/24/24
Leading at the half	19-6	W2	at #17 Michigan, 3/5/25
Trailing at the half	4-1	W2	Iowa, 2/16/25
Leading with 5:00 to play	22-1	W7	Rutgers, 2/9/25
Trailing with 5:00 to play	1-6	L5	at #8 Purdue, 12/8/24
In single overtime	0-1	L1	at Northwestern, 1/16/25
In double overtime	0-0	L1	at Ohio State, 2/10/24
Shooting .500 or better	8-1	W8	Saint Francis, 12/17/24
Shooting .451-.499	7-2	W3	Minnesota, 1/13/25
Shooting .400-.450	6-2	W2	Rutgers, 2/9/25
Shooting below .400	2-2	W2	at Penn State, 3/1/25
Opp. shooting .500 or better	0-1	L4	vs. Indiana, 3/10/23
Opp. shooting .451-.499	4-4	W1	USC, 2/20/25
Opp. shooting .400-.450	11-1	W10	Bucknell, 11/27/24
Opp. shooting below .400	8-1	W1	Northwestern, 3/8/25
Higher FG% than opp.	20-1	W17	Canisius, 11/19/24
Lower FG% than opp.	3-6	W2	at Penn State, 3/1/25
More 3-point FGs	18-1	W12	Saint Francis, 12/17/24
Fewer 3-point FGs	4-4	W1	at Nebraska, 2/13/25
Making more free throws	16-4	W2	at #17 Michigan, 3/5/25
Making fewer free throws	5-3	W5	at Nebraska, 2/13/25
Outrebounding opponent	15-4	W4	at Nebraska, 2/13/25
Outrebounded by opp.	8-3	W2	at Penn State, 3/1/25
More turnovers than opp.	5-5	W3	at Nebraska, 2/13/25
Fewer turnovers than opp.	18-2	W2	at Penn State, 3/1/25
Scoring more bench pts.	7-0	W7	vs. Manhattan, 11/4/24
Scoring fewer bench pts.	15-8	W3	at Penn State, 3/1/25

Maryland's Record	Overall	Strk.	Streak Started
Games decided by <3	3-3	L2	at Ohio State, 2/6/25
Games decided by 4-8	5-4	W5	Minnesota, 1/13/25
Games decided by 9-12	1-0	W2	Iowa, 2/14/24
Games decided by 13-19	3-0	W3	UMES, 12/28/24
Games decided by 20+	11-0	W11	vs. Manhattan, 11/4/24
vs. Top-10 opponent	0-4	L4	#8 Michigan St, 2/26/25
vs. Top-25 opponent	4-4	W1	at #17 Michigan, 3/5/25
vs. Unranked opponent	20-3	W6	Rutgers, 2/9/25
Player scores 30+ pts.	0-0	L2	at Northwestern, 1/17/24
Player scores 20+ pts.	20-6	W1	at Penn State, 3/1/25
Terps score under 60 pts.	0-1	L24	#8 Michigan St, 2/26/25
Terps score 60-69 pts.	2-1	W2	Nebraska, 1/19/25
Terps score 70-79 pts.	7-5	W2	at #17 Michigan, 3/5/25
Terps score 80-89 pts.	7-0	W7	Mount St. Mary's, 11/8/24
Terps score 90-99 pts.	3-0	W30	at UNC, 2/3/09
Terps score 80+ pts.	13-0	W26	Iowa, 2/10/22
Terps score 90+ pts.	7-0	W44	at UNC, 2/3/09
Terps score 100+ pts.	3-0	W57	Duke, 2/10/90
Opp. player scores 30+ pts.	1-1	L1	at Ohio State, 2/6/25
Opp. player scores 20+ pts.	12-6	W5	Rutgers, 2/9/25
Opp. score under 60 pts.	7-1	L1	#8 Michigan St, 2/26/25
Opp. score 60-69 pts.	8-0	W8	Nebraska, 1/19/25
Opp. score 70-79 pts.	7-4	W3	at Nebraska, 2/13/25
Opp. score 80-89 pts.	1-2	W1	Rutgers, 2/9/25
Opp. score 90-99 pts.	0-0	L3	at Michigan St, 1/4/18
Opp. score 100+ pts.	0-0	L1	Iowa, 2/10/22
In November	6-1	W3	Canisius, 11/19/24
In December	5-1	W3	Saint Francis, 12/17/24
In January	6-3	W4	Nebraska, 1/19/25
In February	4-2	L1	#8 Michigan St, 2/26/25
In March	3-0	W3	at Penn State, 3/1/25

### MARYLAND'S LARGEST

#### LEAD

**Overall:** 71 (2nd-01:00, 108-37, vs. Canisius, 11/19/24)

**B1G:** 40 (2nd-15:28, 63-23, vs. Ohio State, 12/4/24)

#### DEFICIT

**Overall:** 14 (1st-2:56, 38-24, vs. Villanova, 11/24/24)

**B1G:** 10 (2nd-2:00, 77-67, at #8 Purdue, 12/8/24); (2nd-10:56, 56-46, at Northwestern, 1/16/25)

#### DEFICIT IN VICTORY

**Overall:** 14 (1st-2:56, 38-24, vs. Villanova, 11/24/24)

**B1G:** 8, 2x, (1st-3:34, 33-25, vs. Minnesota, 1/13/25) and (1st-1:17, 36-28, at Penn State, 3/1/25)

#### MARGIN OF VICTORY

**Overall:** 71 (108-37) vs. Canisius, 11/19/24

**B1G:** 26 (101-75) vs. Iowa, 2/16/25

#### MARGIN OF DEFEAT

**Overall:** 6 (75-69) at Washington, 1/5/25

**B1G:** 6 (75-69) at Washington, 1/5/25

#### HALFTIME LEAD

**Overall:** 45 (59-14) vs. Canisius, 11/19/24

**B1G:** 33 (50-17) vs. Ohio State, 12/4/24

#### HALFTIME DEFICIT

**Overall:** 12 (40-28) vs. Villanova, 11/24/24

**B1G:** 6 (36-30) at Penn State, 3/1/25

#### HOME CROWD

**Overall:** 17,950 vs. #17 Wisconsin, 1/29/25; vs. #8 Michigan State, 2/26/25; vs. Northwestern (3/8/25)

**B1G:** 17,950 vs. #17 Wisconsin, 1/29/25; vs. #8 Michigan State, 2/26/25

#### ROAD CROWD

**Overall:** 17,222 at Indiana, 1/26/25

**B1G:** 17,222 at Indiana, 1/26/25

#### NEUTRAL CROWD

**Overall:** 8,022 vs. Syracuse, 12/21/24

# 2024-25 STATISTICS



## 2024-25 Maryland Men's Basketball Combined Team Statistics All games

Page 1/1  
as of Mar 15, 2025

### Game Records

Record	Overall	Home	Away	Neutral
ALL GAMES	25-7	17-2	5-5	3-0
CONFERENCE	14-6	9-1	5-5	0-0
NON-CONFERENCE	11-1	8-1	0-0	3-0

### Score by Periods

Team	1st	2nd	OT	TOT
Maryland	1296	1313	6	2615
Opponents	977	1145	8	2130

### Team Box Score

No. Player					Total		3-Point		F-Throw		Rebounds														
		GP-GS	MIN	AVG	FG-FGA	FG%	3FG-3FGA	3FG%	FT-FTA	FT%	OFF	DEF	TOT	AVG	PF	DQ	A	TO	BLK	STL	PTS	AVG			
25	QUEEN, Derik	32-32	956:53	29.9	181-342	.529	2-24	.083	143-189	.757	77	217	294	9.2	70	0	62	75	33	36	507	15.8			
0	GILLESPIE, Ja'Kobi	32-32	998:08	31.2	163-354	.460	78-188	.415	70-80	.875	19	72	91	2.8	61	1	155	63	3	60	474	14.8			
1	RICE, Rodney	32-28	975:21	30.5	152-338	.450	73-191	.382	75-93	.806	19	51	70	2.2	54	1	65	33	2	23	452	14.1			
10	REESE, Julian	32-32	900:16	28.1	155-280	.554	0-1	.000	110-148	.743	96	196	292	9.1	85	3	39	50	50	34	420	13.1			
9	MIGUEL, Selton	32-32	901:05	28.2	139-318	.437	67-162	.414	34-45	.756	7	55	62	1.9	50	0	61	31	5	29	379	11.8			
6	GAPARE, Tafara	29-0	322:06	11.1	39-82	.476	13-34	.382	18-29	.621	12	45	57	2.0	40	0	6	17	24	11	109	3.8			
22	GERONIMO, Jordan	26-0	246:50	9.5	31-57	.544	2-7	.286	3-6	.500	25	37	62	2.4	23	0	5	10	18	21	67	2.6			
4	PIERCE, Braden	5-0	35:58	7.2	5-9	.556	0-1	.000	2-4	.500	4	8	12	2.4	9	0	3	1	2	1	12	2.4			
5	HARRIS-SMITH, DeShawn	32-4	493:57	15.4	28-78	.359	5-28	.179	15-28	.536	14	66	80	2.5	47	1	35	23	0	14	76	2.4			
8	YOUNG, Jayhlton	32-0	353:39	11.1	22-59	.373	12-31	.387	9-12	.750	16	27	43	1.3	31	0	28	13	6	19	65	2.0			
7	PALMER, Malachi	20-0	179:32	9.0	13-39	.333	6-22	.273	4-7	.571	5	25	30	1.5	24	0	6	2	1	3	36	1.8			
13	STEPHENS, Chance	7-0	37:22	5.3	3-12	.250	3-12	.250	0-0	.000	0	0	0	0.0	1	0	0	0	0	0	9	1.3			
40	MURPHY, Ben	9-0	18:26	2.0	1-3	.333	1-1	1.000	4-6	.667	1	3	4	0.4	2	0	2	1	0	2	7	0.8			
30	SOTELL, Lukas	9-0	11:45	1.3	1-3	.333	0-0	.000	0-0	.000	0	3	3	0.3	3	0	0	0	0	0	2	0.2			
Team											53	41	94					14							
Total		32	6431		933-1974	.473	262-702	.373	487-647	.753	348	846	1194	37.3	500	6	467	333	144	253	2615	81.7			
Opponents		32	6425		780-1887	.413	208-682	.305	362-493	.734	304	756	1060	33.1	570	12	384	454	82	161	2130	66.6			

### Team Statistics

	MD	OPP
<b>Scoring</b>	<b>2615</b>	<b>2130</b>
Points per game	81.7	66.6
Scoring margin	+15.2	-
<b>Field goals-att</b>	<b>933-1974</b>	<b>780-1887</b>
Field goal pct	.473	.413
<b>3 point fg-att</b>	<b>262-702</b>	<b>208-682</b>
3-point FG pct	.373	.305
3-pt FG made per game	8.2	6.5
<b>Free throws-att</b>	<b>487-647</b>	<b>362-493</b>
Free throw pct	.753	.734
F-Throws made per game	15.2	11.3
<b>Rebounds</b>	<b>1194</b>	<b>1060</b>
Rebounds per game	37.3	33.1
Rebounding margin	+4.2	-
<b>Assists</b>	<b>467</b>	<b>384</b>
Assists per game	14.6	12.0
<b>Turnovers</b>	<b>333</b>	<b>454</b>
Turnovers per game	10.4	14.2
Turnover margin	+3.8	-
Assist/turnover ratio	1.4	0.8
<b>Steals</b>	<b>253</b>	<b>161</b>
Steals per game	7.9	5.0
<b>Blocks</b>	<b>144</b>	<b>82</b>
Blocks per game	4.5	2.6
<b>Winning streak</b>	<b>4</b>	<b>-</b>
Home win streak	1	-
<b>Attendance</b>	<b>253972</b>	<b>115577</b>
Home games-Avg/Game	19-13367	10-11558
Neutral site-Avg/Game	-	3-5046

### Team Results

Date	Opponent		Score	Att.
11/04/2024	Manhattan	W	79-49	13152
11/08/2024	Mount St. Mary's	W	86-52	11726
11/11/2024	Florida A&M	W	84-53	10057
11/15/2024	Marquette	L	74-78	16124
11/19/2024	Canisius	W	108-37	9485
11/24/2024	vs Villanova	W	76-75	7117
11/27/2024	Bucknell	W	91-67	10744
12/01/2024	Alcorn	W	96-58	9504
12/04/2024	Ohio St.	W	83-59	13793
12/08/2024	at Purdue	L	78-83	14876
12/17/2024	Saint Francis	W	111-57	10555
12/21/2024	vs Syracuse	W	87-60	8022
12/28/2024	UMES	W	81-66	11058
01/02/2025	at Washington	L	69-75	7922
01/05/2025	at Oregon	L	79-83	7427
01/10/2025	UCLA	W	79-61	15172
01/13/2025	Minnesota	W	77-71	10271
01/16/2025	at Northwestern	Lot	74-76	5871
01/19/2025	Nebraska	W	69-66	11069
01/23/2025	at Illinois	W	91-70	15544
01/26/2025	at Indiana	W	79-78	17222
01/29/2025	Wisconsin	W	76-68	17950
02/06/2025	at Ohio St.	L	70-73	10155
02/09/2025	Rutgers	W	90-81	17069
02/13/2025	at Nebraska	W	83-75	14785
02/16/2025	Iowa	W	101-75	15681
02/20/2025	Southern California	W	88-71	14662
02/26/2025	Michigan St.	L	55-58	17950
03/01/2025	at Penn St.	W	68-64	10298
03/05/2025	at Michigan	W	71-65	11477
03/08/2025	Northwestern	W	74-61	17950
03/14/2025	vs Illinois	W	88-65	0

# 2024-25 STATISTICS



## 2024-25 Maryland Men's Basketball Combined Team Statistics In Conference games

Page 1/1  
as of Mar 15, 2025

### Game Records

Record	Overall	Home	Away	Neutral
ALL GAMES	14-6	9-1	5-5	0-0
CONFERENCE	14-6	9-1	5-5	0-0
NON-CONFERENCE	0-0	0-0	0-0	0-0

### Score by Periods

Team	1st	2nd	OT	TOT
Maryland	752	796	6	1554
Opponents	658	747	8	1413

### Team Box Score

No. Player					Total		3-Point		F-Throw		Rebounds													
		GP-GS	MIN	AVG	FG-FGA	FG%	3FG-3FGA	3FG%	FT-FTA	FT%	OFF	DEF	TOT	AVG	PF	DQ	A	TO	BLK	STL	PTS	AVG		
0	GILLESPIE, Ja'Kobi	20-20	675:22	33.8	108-240	.450	54-128	.422	55-64	.859	15	46	61	3.1	41	1	96	49	3	38	325	16.3		
25	QUEEN, Derik	20-20	652:48	32.6	107-217	.493	2-14	.143	96-128	.750	44	149	193	9.7	51	0	35	52	21	20	312	15.6		
1	RICE, Rodney	20-20	679:05	34.0	98-222	.441	43-121	.355	56-69	.812	12	35	47	2.4	40	1	37	24	2	13	295	14.8		
10	REESE, Julian	20-20	618:28	30.9	98-188	.521	0-0	.000	62-80	.775	55	128	183	9.2	63	3	19	33	37	26	258	12.9		
9	MIGUEL, Selton	20-20	627:40	31.4	87-206	.422	44-102	.431	21-29	.724	5	37	42	2.1	40	0	37	22	4	18	239	12.0		
6	GAPARE, Tafara	17-0	158:17	9.3	16-38	.421	5-16	.313	7-12	.583	2	18	20	1.2	26	0	4	7	10	2	44	2.6		
22	GERONIMO, Jordan	18-0	138:30	7.7	16-30	.533	0-4	.000	0-2	.000	12	26	38	2.1	14	0	0	7	13	9	32	1.8		
5	HARRIS-SMITH, DeShawn	20-0	261:58	13.1	10-31	.323	2-12	.167	8-14	.571	10	29	39	2.0	26	0	11	14	0	9	30	1.5		
8	YOUNG, Jayhlon	20-0	175:13	8.8	5-17	.294	2-8	.250	6-8	.750	8	17	25	1.3	19	0	15	5	2	8	18	0.9		
7	PALMER, Malachi	9-0	34:07	3.8	0-6	.000	0-5	.000	1-2	.500	0	4	4	0.4	5	0	1	0	0	0	1	0.1		
13	STEPHENS, Chance	1-0	02:06	2.1	0-0	.000	0-0	.000	0-0	.000	0	0	0	0.0	0	0	0	0	0	0	0	0.0		
30	SOTELL, Lukas	2-0	00:33	0.3	0-0	.000	0-0	.000	0-0	.000	0	0	0	0.0	0	0	0	0	0	0	0	0.0		
40	MURPHY, Ben	2-0	00:53	0.4	0-0	.000	0-0	.000	0-0	.000	0	0	0	0.0	0	0	0	0	0	0	0	0.0		
Team											37	24	61					10						
Total		20	4025		545-1195	.456	152-410	.371	312-408	.765	200	513	713	35.7	325	5	255	223	92	143	1554	77.7		
Opponents		20	4025		515-1199	.430	130-418	.311	253-331	.764	192	481	673	33.7	357	10	255	253	58	102	1413	70.7		

### Team Statistics

	MD	OPP
<b>Scoring</b>	<b>1554</b>	<b>1413</b>
Points per game	77.7	70.7
Scoring margin	+7.1	-
<b>Field goals-att</b>	<b>545-1195</b>	<b>515-1199</b>
Field goal pct	.456	.430
<b>3 point fg-att</b>	<b>152-410</b>	<b>130-418</b>
3-point FG pct	.371	.311
3-pt FG made per game	7.6	6.5
<b>Free throws-att</b>	<b>312-408</b>	<b>253-331</b>
Free throw pct	.765	.764
F-Throws made per game	15.6	12.7
<b>Rebounds</b>	<b>713</b>	<b>673</b>
Rebounds per game	35.7	33.7
Rebounding margin	+2.0	-
<b>Assists</b>	<b>255</b>	<b>255</b>
Assists per game	12.8	12.8
<b>Turnovers</b>	<b>223</b>	<b>253</b>
Turnovers per game	11.2	12.7
Turnover margin	+1.5	-
Assist/turnover ratio	1.1	1.0
<b>Steals</b>	<b>143</b>	<b>102</b>
Steals per game	7.2	5.1
<b>Blocks</b>	<b>92</b>	<b>58</b>
Blocks per game	4.6	2.9
<b>Winning streak</b>	<b>3</b>	<b>-</b>
Home win streak	1	-
<b>Attendance</b>	<b>151567</b>	<b>115577</b>
Home games-Avg/Game	10-15157	10-11558
Neutral site-Avg/Game	-	0-0

### Team Results

Date	Opponent		Score	Att.
12/04/2024	Ohio St.	W	83-59	13793
12/08/2024	at Purdue	L	78-83	14876
01/02/2025	at Washington	L	69-75	7922
01/05/2025	at Oregon	L	79-83	7427
01/10/2025	UCLA	W	79-61	15172
01/13/2025	Minnesota	W	77-71	10271
01/16/2025	at Northwestern	Lot	74-76	5871
01/19/2025	Nebraska	W	69-66	11069
01/23/2025	at Illinois	W	91-70	15544
01/26/2025	at Indiana	W	79-78	17222
01/29/2025	Wisconsin	W	76-68	17950
02/06/2025	at Ohio St.	L	70-73	10155
02/09/2025	Rutgers	W	90-81	17069
02/13/2025	at Nebraska	W	83-75	14785
02/16/2025	Iowa	W	101-75	15681
02/20/2025	Southern California	W	88-71	14662
02/26/2025	Michigan St.	L	55-58	17950
03/01/2025	at Penn St.	W	68-64	10298
03/05/2025	at Michigan	W	71-65	11477
03/08/2025	Northwestern	W	74-61	17950

# 2024-25 STATISTICS



## 2024-25 Maryland Men's Basketball Team High/Low Analysis All games

as of Ma

### Maryland - Game Highs

POINTS	111	Saint Francis (12/17/2024)
	108	Canisius (11/19/2024)
	101	Iowa (02/16/2025)
	96	Alcorn (12/01/2024)
	91	at Illinois (01/23/2025)
	91	Bucknell (11/27/2024)
FIELD GOALS MADE	42	Saint Francis (12/17/2024)
	39	Iowa (02/16/2025)
	39	Canisius (11/19/2024)
FIELD GOAL ATTEMPTS	73	vs Syracuse (N) (12/21/2024)
	72	at Illinois (01/23/2025)
	72	Canisius (11/19/2024)
FIELD GOAL PERCENTAGE	.618 (42-68)	Saint Francis (12/17/2024)
	.585 (31-53)	at Nebraska (02/13/2025)
3 PT FG MADE	15	Saint Francis (12/17/2024)
	12	Iowa (02/16/2025)
	12	Wisconsin (01/29/2025)
	12	at Indiana (01/26/2025)
	12	vs Syracuse (N) (12/21/2024)
	12	Bucknell (11/27/2024)
3 PT FG ATTEMPTS	31	Bucknell (11/27/2024)
	31	Canisius (11/19/2024)
3 PT FG PERCENTAGE	.577 (15-26)	Saint Francis (12/17/2024)
	.500 (12-24)	Wisconsin (01/29/2025)
	.500 (12-24)	at Indiana (01/26/2025)
FREE THROWS MADE	23	Northwestern (03/08/2025)
	22	Rutgers (02/09/2025)
FREE THROW ATTEMPTS	34	Rutgers (02/09/2025)
	30	at Ohio St. (02/06/2025)
	30	Mount St. Mary's (11/08/2024)
FREE THROW PERCENTAGE	.909 (20-22)	at Northwestern (01/16/2025)
	.875 (21-24)	Alcorn (12/01/2024)
REBOUNDS	54	Canisius (11/19/2024)
	54	Manhattan (11/04/2024)
ASSISTS	26	vs Syracuse (N) (12/21/2024)
	25	Saint Francis (12/17/2024)
	25	Alcorn (12/01/2024)
STEALS	16	Mount St. Mary's (11/08/2024)
	15	vs Syracuse (N) (12/21/2024)
BLOCKED SHOTS	11	Alcorn (12/01/2024)
	9	Manhattan (11/04/2024)
TURNOVERS	18	Northwestern (03/08/2025)
	16	at Northwestern (01/16/2025)
	16	UCLA (01/10/2025)
FOULS	23	at Washington (01/02/2025)
	22	Rutgers (02/09/2025)

### Opponent - Game Highs

POINTS	83	at Oregon (01/05/2025)
	83	at Purdue (12/08/2024)
	81	Rutgers (02/09/2025)
	78	at Indiana (01/26/2025)
	78	Marquette (11/15/2024)
FIELD GOALS MADE	32	at Purdue (12/08/2024)
	31	Iowa (02/16/2025)
	31	at Indiana (01/26/2025)
FIELD GOAL ATTEMPTS	72	Iowa (02/16/2025)
	67	Alcorn (12/01/2024)
FIELD GOAL PERCENTAGE	.518 (29-56)	at Oregon (01/05/2025)
	.485 (32-66)	at Purdue (12/08/2024)
3 PT FG MADE	12	at Oregon (01/05/2025)
	9	at Nebraska (02/13/2025)
	9	Wisconsin (01/29/2025)
	9	at Purdue (12/08/2024)
	9	Bucknell (11/27/2024)
	9	vs Villanova (N) (11/24/2024)
3 PT FG ATTEMPTS	29	vs Villanova (N) (11/24/2024)
	28	at Illinois (01/23/2025)
	28	at Oregon (01/05/2025)
3 PT FG PERCENTAGE	.500 (8-16)	vs Syracuse (N) (12/21/2024)
	.471 (8-17)	Minnesota (01/13/2025)
FREE THROWS MADE	26	Rutgers (02/09/2025)
	19	Minnesota (01/13/2025)
FREE THROW ATTEMPTS	31	Rutgers (02/09/2025)
	24	at Illinois (01/23/2025)
	24	Marquette (11/15/2024)
FREE THROW PERCENTAGE	1.000 (2-2)	vs Syracuse (N) (12/21/2024)
	.941 (16-17)	at Nebraska (02/13/2025)
REBOUNDS	47	vs Illinois (N) (03/14/2025)
	45	Michigan St. (02/26/2025)
ASSISTS	17	at Northwestern (01/16/2025)
	17	vs Syracuse (N) (12/21/2024)
STEALS	9	vs Villanova (N) (11/24/2024)
	8	at Ohio St. (02/06/2025)
	8	Nebraska (01/19/2025)
BLOCKED SHOTS	8	vs Illinois (N) (03/14/2025)
	7	at Northwestern (01/16/2025)
TURNOVERS	25	Mount St. Mary's (11/08/2024)
	23	Canisius (11/19/2024)
FOULS	27	Rutgers (02/09/2025)
	23	Mount St. Mary's (11/08/2024)

### Maryland - Game Lows

POINTS	55	Michigan St. (02/26/2025)
	68	at Penn St. (03/01/2025)
	69	Nebraska (01/19/2025)
	69	at Washington (01/02/2025)
	70	at Ohio St. (02/06/2025)
FIELD GOALS MADE	15	Michigan St. (02/26/2025)
	22	Northwestern (03/08/2025)
FIELD GOAL ATTEMPTS	48	Michigan St. (02/26/2025)
	50	UCLA (01/10/2025)
FIELD GOAL PERCENTAGE	.313 (15-48)	Michigan St. (02/26/2025)
	.381 (24-63)	at Michigan (03/05/2025)
	.381 (24-63)	at Northwestern (01/16/2025)
3 PT FG MADE	2	at Washington (01/02/2025)
	3	at Ohio St. (02/06/2025)
	3	at Illinois (01/23/2025)
3 PT FG ATTEMPTS	11	at Washington (01/02/2025)
	12	at Illinois (01/23/2025)
3 PT FG PERCENTAGE	.182 (2-11)	at Washington (01/02/2025)
	.200 (4-20)	Michigan St. (02/26/2025)
FREE THROWS MADE	5	vs Syracuse (N) (12/21/2024)
	7	at Indiana (01/26/2025)
	7	Nebraska (01/19/2025)
	7	at Purdue (12/08/2024)
FREE THROW ATTEMPTS	6	vs Syracuse (N) (12/21/2024)
	9	at Indiana (01/26/2025)
	9	at Purdue (12/08/2024)
FREE THROW PERCENTAGE	.583 (7-12)	Nebraska (01/19/2025)
	.643 (9-14)	Marquette (11/15/2024)
REBOUNDS	25	UCLA (01/10/2025)
	29	at Washington (01/02/2025)
ASSISTS	4	Michigan St. (02/26/2025)
	7	at Washington (01/02/2025)
STEALS	2	at Ohio St. (02/06/2025)
	3	vs Villanova (N) (11/24/2024)
BLOCKED SHOTS	1	Mount St. Mary's (11/08/2024)
	2	at Nebraska (02/13/2025)
TURNOVERS	3	vs Illinois (N) (03/14/2025)
	5	Saint Francis (12/17/2024)
FOULS	5	Canisius (11/19/2024)
	9	Southern California (02/20/2025)
	9	Saint Francis (12/17/2024)

### Opponent - Game Lows

POINTS	37	Canisius (11/19/2024)
	49	Manhattan (11/04/2024)
	52	Mount St. Mary's (11/08/2024)
	53	Florida A&M (11/11/2024)
	57	Saint Francis (12/17/2024)
FIELD GOALS MADE	14	Canisius (11/19/2024)
	16	Manhattan (11/04/2024)
FIELD GOAL ATTEMPTS	42	Mount St. Mary's (11/08/2024)
	51	Florida A&M (11/11/2024)
FIELD GOAL PERCENTAGE	.255 (14-55)	Canisius (11/19/2024)
	.271 (16-59)	Manhattan (11/04/2024)
3 PT FG MADE	3	Rutgers (02/09/2025)
	4	Northwestern (03/08/2025)
	4	Michigan St. (02/26/2025)
	4	at Ohio St. (02/06/2025)
	4	UMES (12/28/2024)
	4	Ohio St. (12/04/2024)
3 PT FG ATTEMPTS	13	Mount St. Mary's (11/08/2024)
	15	Michigan St. (02/26/2025)
3 PT FG PERCENTAGE	.185 (5-27)	Manhattan (11/04/2024)
	.188 (3-16)	Rutgers (02/09/2025)
FREE THROWS MADE	2	vs Syracuse (N) (12/21/2024)
	2	Saint Francis (12/17/2024)
FREE THROW ATTEMPTS	2	vs Syracuse (N) (12/21/2024)
	3	Saint Francis (12/17/2024)
FREE THROW PERCENTAGE	.412 (7-17)	Florida A&M (11/11/2024)
	.545 (6-11)	Nebraska (01/19/2025)
REBOUNDS	20	Saint Francis (12/17/2024)
	22	at Nebraska (02/13/2025)
ASSISTS	5	Canisius (11/19/2024)
	8	Michigan St. (02/26/2025)
	8	UMES (12/28/2024)
	8	Alcorn (12/01/2024)
	8	Manhattan (11/04/2024)
STEALS	2	Wisconsin (01/29/2025)
	2	at Illinois (01/23/2025)
	2	Saint Francis (12/17/2024)
BLOCKED SHOTS	0	at Michigan (03/05/2025)
	0	Rutgers (02/09/2025)
	0	UCLA (01/10/2025)
	0	Marquette (11/15/2024)
TURNOVERS	7	at Indiana (01/26/2025)
	8	at Purdue (12/08/2024)
	8	Marquette (11/15/2024)
FOULS	8	vs Syracuse (N) (12/21/2024)
	11	at Indiana (01/26/2025)

# 2024-25 STATISTICS



## 2024-25 Maryland Men's Basketball Season Schedule/Results & Leaders All games

Page 1/2  
as of Mar 15, 2025

### Game Records

Record	Overall	Home	Away	Neutral
ALL GAMES	25-7	17-2	5-5	3-0
CONFERENCE	14-6	9-1	5-5	0-0
NON-CONFERENCE	11-1	8-1	0-0	3-0

### Team Results

Date	Opponent		Score	Att.	High Points	High Rebounds
11/04/2024	Manhattan	W	79-49	13152	(22) QUEEN, Derik	(20) QUEEN, Derik
11/08/2024	Mount St. Mary's	W	86-52	11726	(28) RICE, Rodney	(10) REESE, Julian
11/11/2024	Florida A&M	W	84-53	10057	(21) REESE, Julian	(9) REESE, Julian
11/15/2024	Marquette	L	74-78	16124	(24) GILLESPIE, Ja'Kobi	(10) REESE, Julian
					(24) QUEEN, Derik	
11/19/2024	Canisius	W	108-37	9485	(20) REESE, Julian	(12) REESE, Julian
11/24/2024	vs Villanova	W	76-75	7117	(22) QUEEN, Derik	(11) QUEEN, Derik
11/27/2024	Bucknell	W	91-67	10744	(19) GAPARE, Tafara	(8) QUEEN, Derik
12/01/2024	Alcorn	W	96-58	9504	(20) QUEEN, Derik	(11) REESE, Julian
12/04/2024	Ohio St.	W	83-59	13793	(23) GILLESPIE, Ja'Kobi	(11) QUEEN, Derik
12/08/2024	at Purdue	L	78-83	14876	(26) QUEEN, Derik	(12) QUEEN, Derik
12/17/2024	Saint Francis	W	111-57	10555	(24) MIGUEL, Selton	(12) REESE, Julian
12/21/2024	vs Syracuse	W	87-60	8022	(24) MIGUEL, Selton	(13) REESE, Julian
12/28/2024	UMES	W	81-66	11058	(23) REESE, Julian	(14) QUEEN, Derik
01/02/2025	at Washington	L	69-75	7922	(22) REESE, Julian	(7) REESE, Julian
01/05/2025	at Oregon	L	79-83	7427	(19) RICE, Rodney	(6) REESE, Julian
01/10/2025	UCLA	W	79-61	15172	(27) GILLESPIE, Ja'Kobi	(10) REESE, Julian
01/13/2025	Minnesota	W	77-71	10271	(27) QUEEN, Derik	(8) REESE, Julian
01/16/2025	at Northwestern	Lot	74-76	5871	(23) REESE, Julian	(14) QUEEN, Derik
01/19/2025	Nebraska	W	69-66	11069	(22) GILLESPIE, Ja'Kobi	(10) REESE, Julian
01/23/2025	at Illinois	W	91-70	15544	(27) REESE, Julian	(17) REESE, Julian
01/26/2025	at Indiana	W	79-78	17222	(23) RICE, Rodney	(11) QUEEN, Derik
01/29/2025	Wisconsin	W	76-68	17950	(16) RICE, Rodney	(12) QUEEN, Derik
					(16) GILLESPIE, Ja'Kobi	
02/06/2025	at Ohio St.	L	70-73	10155	(24) REESE, Julian	(13) REESE, Julian
02/09/2025	Rutgers	W	90-81	17069	(29) QUEEN, Derik	(15) QUEEN, Derik
02/13/2025	at Nebraska	W	83-75	14785	(24) QUEEN, Derik	(12) REESE, Julian
02/16/2025	Iowa	W	101-75	15681	(26) GILLESPIE, Ja'Kobi	(13) QUEEN, Derik
02/20/2025	Southern California	W	88-71	14662	(22) RICE, Rodney	(17) QUEEN, Derik
02/26/2025	Michigan St.	L	55-58	17950	(20) RICE, Rodney	(10) QUEEN, Derik
03/01/2025	at Penn St.	W	68-64	10298	(23) QUEEN, Derik	(15) REESE, Julian
03/05/2025	at Michigan	W	71-65	11477	(19) RICE, Rodney	(12) QUEEN, Derik
03/08/2025	Northwestern	W	74-61	17950	(19) REESE, Julian	(11) REESE, Julian
03/14/2025	vs Illinois	W	88-65	0	(26) RICE, Rodney	(10) QUEEN, Derik

# 2024-25 STATISTICS



## 2024-25 Maryland Men's Basketball Team Game-by-Game All games

Page 1/1  
as of Mar 15, 2025

Opponent	Date	Score	W	L	Total		3-Pointers		Free throws		Rebounds				PF	A	TO	BLK	STL	PTS	AVG
					FG-FGA	PCT	3FG-3FGA	PCT	FT-FTA	PCT	OFF	DEF	TOT	AVG							
Manhattan	11/04/2024	79-49	W		31-70	.443	5-23	.217	12-17	.706	16	38	54	54.0	17	13	10	9	7	79	79.0
Mount St. Mary's	11/08/2024	86-52	W		28-65	.431	9-23	.391	21-30	.700	15	23	38	46.0	16	13	6	1	16	86	82.5
Florida A&M	11/11/2024	84-53	W		31-64	.484	8-29	.276	14-21	.667	8	26	34	42.0	16	11	6	3	11	84	83.0
Marquette	11/15/2024	74-78	L		29-55	.527	7-19	.368	9-14	.643	7	24	31	39.3	18	10	13	3	4	74	80.8
Canisius	11/19/2024	108-37	W		39-72	.542	9-31	.290	21-25	.840	16	38	54	42.2	5	18	9	3	9	108	86.2
vs Villanova	11/24/2024	76-75	W		28-56	.500	6-19	.316	14-19	.737	16	18	34	40.8	15	17	13	3	3	76	84.5
Bucknell	11/27/2024	91-67	W		33-66	.500	12-31	.387	13-20	.650	7	26	33	39.7	21	18	7	4	6	91	85.4
Alcorn	12/01/2024	96-58	W		32-56	.571	11-23	.478	21-24	.875	9	35	44	40.3	17	25	13	11	10	96	86.8
Ohio St.	12/04/2024	83-59	W		29-62	.468	7-25	.280	18-24	.750	10	29	39	40.1	16	10	10	3	6	83	86.3
at Purdue	12/08/2024	78-83	L		30-66	.455	11-26	.423	7-9	.778	11	25	36	39.7	18	15	10	5	4	78	85.5
Saint Francis	12/17/2024	111-57	W		42-68	.618	15-26	.577	12-17	.706	11	32	43	40.0	9	25	5	4	9	111	87.8
vs Syracuse	12/21/2024	87-60	W		35-73	.479	12-27	.444	5-6	.833	14	27	41	40.1	10	26	13	3	15	87	87.8
UMES	12/28/2024	81-66	W		30-63	.476	5-18	.278	16-22	.727	15	22	37	39.8	14	17	12	3	8	81	87.2
at Washington	01/02/2025	69-75	L		26-58	.448	2-11	.182	15-22	.682	9	20	29	39.1	23	7	11	5	7	69	85.9
at Oregon	01/05/2025	79-83	L		28-59	.475	9-21	.429	14-19	.737	10	20	30	38.5	18	16	10	5	7	79	85.5
UCLA	01/10/2025	79-61	W		27-50	.540	7-19	.368	18-21	.857	8	17	25	37.6	19	12	16	5	12	79	85.1
Minnesota	01/13/2025	77-71	W		26-55	.473	6-19	.316	19-24	.792	6	24	30	37.2	18	14	10	5	6	77	84.6
at Northwestern	01/16/2025	74-76	Lot		24-63	.381	6-20	.300	20-22	.909	13	26	39	37.3	15	12	16	3	7	74	84.0
Nebraska	01/19/2025	69-66	W		26-58	.448	10-25	.400	7-12	.583	8	24	32	37.0	13	15	12	8	8	69	83.2
at Illinois	01/23/2025	91-70	W		36-72	.500	3-12	.250	16-23	.696	11	29	40	37.2	19	18	7	4	10	91	83.6
at Indiana	01/26/2025	79-78	W		30-61	.492	12-24	.500	7-9	.778	13	22	35	37.0	17	14	10	5	4	79	83.4
Wisconsin	01/29/2025	76-68	W		24-60	.400	12-24	.500	16-21	.762	9	29	38	37.1	18	13	8	4	4	76	83.0
at Ohio St.	02/06/2025	70-73	L		23-55	.418	3-14	.214	21-30	.700	11	25	36	37.0	20	10	12	4	2	70	82.5
Rutgers	02/09/2025	90-81	W		29-65	.446	10-27	.370	22-34	.647	13	24	37	37.0	22	12	10	6	7	90	82.8
at Nebraska	02/13/2025	83-75	W		31-53	.585	7-15	.467	14-18	.778	9	25	34	36.9	13	15	12	2	4	83	82.8
Iowa	02/16/2025	101-75	W		39-67	.582	12-26	.462	11-13	.846	10	32	42	37.1	12	18	15	4	7	101	83.5
Southern California	02/20/2025	88-71	W		31-63	.492	8-20	.400	18-21	.857	9	32	41	37.3	9	14	9	4	8	88	83.7
Michigan St.	02/26/2025	55-58	L		15-48	.313	4-20	.200	21-26	.808	4	29	33	37.1	13	4	11	4	7	55	82.6
at Penn St.	03/01/2025	68-64	W		25-65	.385	7-21	.333	11-13	.846	9	26	35	37.0	16	18	8	8	13	68	82.1
at Michigan	03/05/2025	71-65	W		24-63	.381	9-25	.360	14-19	.737	11	26	37	37.0	12	9	8	4	12	71	81.8
Northwestern	03/08/2025	74-61	W		22-52	.423	7-16	.438	23-28	.821	16	29	45	37.3	14	9	18	4	8	74	81.5
vs Illinois	03/14/2025	88-65	W		30-71	.423	11-23	.478	17-24	.708	14	24	38	37.3	17	19	3	5	12	88	81.7
<b>Total</b>		<b>2615</b>			<b>933-1974</b>	<b>.473</b>	<b>262-702</b>	<b>.373</b>	<b>487-647</b>	<b>.753</b>	<b>348</b>	<b>846</b>	<b>1194</b>	<b>37.3</b>	<b>500</b>	<b>467</b>	<b>333</b>	<b>144</b>	<b>253</b>	<b>2615</b>	<b>81.7</b>
<b>Opponents</b>		<b>2130</b>			<b>780-1887</b>	<b>.413</b>	<b>208-682</b>	<b>.305</b>	<b>362-493</b>	<b>.734</b>	<b>304</b>	<b>756</b>	<b>1060</b>	<b>33.1</b>	<b>570</b>	<b>384</b>	<b>454</b>	<b>82</b>	<b>161</b>	<b>2130</b>	<b>66.6</b>

### Maryland Averages

Games Played	Points/game	FG Pct	3FG Pct	FT Pct	Rebounds/game	Assists/game	Turnovers/game	Assist/Turnover ratio	Steals/game	Blocks/game
32	81.7	47.3	37.3	75.3	37.3	14.6	10.4	1.4	7.9	4.5



## 2024-25 Maryland Men's Basketball Opponents Game-by-Game All games

Page 1/1  
as of Mar 15, 2025

Opponent	Date	Score	W	L	Total		3-Pointers		Free throws		Rebounds				PF	A	TO	BLK	STL	PTS	AVG
					FG-FGA	PCT	3FG-3FGA	PCT	FT-FTA	PCT	OFF	DEF	TOT	AVG							
Manhattan	11/04/2024	79-49	W		16-59	.271	5-27	.185	12-15	.800	7	26	33	33.0	15	8	12	2	3	49	49.0
Mount St. Mary's	11/08/2024	86-52	W		17-42	.405	6-13	.462	12-20	.600	6	27	33	33.0	23	11	25	1	4	52	50.5
Florida A&M	11/11/2024	84-53	W		20-51	.392	6-21	.286	7-17	.412	10	29	39	35.0	19	10	22	2	3	53	51.3
Marquette	11/15/2024	74-78	L		26-58	.448	8-23	.348	18-24	.750	10	20	30	33.8	18	10	8	0	7	78	58.0
Canisius	11/19/2024	108-37	W		14-55	.255	5-25	.200	4-6	.667	5	19	24	31.8	21	5	23	2	7	37	53.8
vs Villanova	11/24/2024	76-75	W		29-62	.468	9-29	.310	8-9	.889	14	16	30	31.5	18	9	10	2	9	75	57.3
Bucknell	11/27/2024	91-67	W		23-53	.434	9-24	.375	12-19	.632	8	28	36	32.1	22	16	20	1	3	67	58.7
Alcorn	12/01/2024	96-58	W		21-67	.313	5-20	.250	11-17	.647	15	16	31	32.0	19	8	14	2	6	58	58.6
Ohio St.	12/04/2024	83-59	W		22-58	.379	4-19	.211	11-18	.611	9	26	35	32.3	19	10	16	2	6	59	58.7
at Purdue	12/08/2024	78-83	L		32-66	.485	9-26	.346	10-13	.769	10	24	34	32.5	13	13	8	4	4	83	61.1
Saint Francis	12/17/2024	111-57	W		24-59	.407	7-23	.304	2-3	.667	3	17	20	31.4	14	15	15	1	2	57	60.7
vs Syracuse	12/21/2024	87-60	W		25-58	.431	8-16	.500	2-2	1.000	6	25	31	31.3	8	17	21	1	5	60	60.7
UMES	12/28/2024	81-66	W		27-61	.443	4-16	.250	8-12	.667	12	21	33	31.5	18	8	14	2	7	66	61.1
at Washington	01/02/2025	69-75	L		26-57	.456	5-24	.208	18-23	.783	11	22	33	31.6	19	11	14	2	7	75	62.1
at Oregon	01/05/2025	79-83	L		29-56	.518	12-28	.429	13-15	.867	8	24	32	31.6	15	15	9	3	5	83	63.5
UCLA	01/10/2025	79-61	W		22-53	.415	6-18	.333	11-14	.786	15	15	30	31.5	19	11	21	0	6	61	63.3
Minnesota	01/13/2025	77-71	W		22-53	.415	8-17	.471	19-23	.826	8	27	35	31.7	19	10	16	3	4	71	63.8
at Northwestern	01/16/2025	74-76	Lot		29-60	.483	6-19	.316	12-19	.632	9	24	33	31.8	18	17	13	7	3	76	64.4
Nebraska	01/19/2025	69-66	W		27-58	.466	6-16	.375	6-11	.545	9	27	36	32.0	14	15	13	2	8	66	64.5
at Illinois	01/23/2025	91-70	W		23-61	.377	6-28	.214	18-24	.750	8	28	36	32.2	22	13	16	4	2	70	64.8
at Indiana	01/26/2025	79-78	W		31-64	.484	7-17	.412	9-15	.600	14	18	32	32.2	11	15	7	2	5	78	65.4
Wisconsin	01/29/2025	76-68	W		22-59	.373	9-27	.333	15-21	.714	12	27	39	32.5	19	12	10	3	2	68	65.5
at Ohio St.	02/06/2025	70-73	L		27-59	.458	4-16	.250	15-18	.833	8	22	30	32.4	20	11	9	5	8	73	65.9
Rutgers	02/09/2025	90-81	W		26-63	.413	3-16	.188	26-31	.839	15	28	43	32.8	27	11	13	0	7	81	66.5
at Nebraska	02/13/2025	83-75	W		25-58	.431	9-25	.360	16-17	.941	8	14	22	32.4	15	13	10	2	3	75	66.8
Iowa	02/16/2025	101-75	W		31-72	.431	8-27	.296	5-6	.833	10	19	29	32.3	16	16	11	2	6	75	67.2
Southern California	02/20/2025	88-71	W		29-63	.460	7-22	.318	6-8	.750	2	24	26	32.0	16	13	10	3	7	71	67.3
Michigan St.	02/26/2025	55-58	L		22-65	.338	4-15	.267	10-12	.833	13	32	45	32.5	19	8	12	3	6	58	60.7
at Penn St.	03/01/2025	68-64	W		23-57	.404	6-19	.316	12-16	.750	8	33	41	32.8	16	12	16	6	4	64	66.9
at Michigan	03/05/2025	71-65	W		27-62	.435	7-20	.350	4-7	.571	9	30	39	33.0	18	16	16	0	4	65	66.8
Northwestern	03/08/2025	74-61	W		20-55	.364	4-19	.211	17-20	.850	6	17	23	32.7	22	13	13	5	5	61	66.6
vs Illinois	03/14/2025	88-65	W		23-63	.365	6-27	.222	13-18	.722	16	31	47	33.1	18	12	17	8	3	65	66.6
Total		2130			780-1887	.413	208-682	.305	362-493	.734	304	756	1060	33.1	570	384	454	82	161	2130	66.6
Maryland		2615			933-1974	.473	262-702	.375	487-647	.753	348	846	1194	33.7	500	467	333	144	253	2615	81.7

# 2024-25 STATISTICS



## 2024-25 Maryland Men's Basketball Points-rebounds-assists All games

Page 1/2  
as of Mar 15, 2025

Opponent	Date	Score		0	1	4	5	6	7	8	9	10	13	22
				GILLESPIE, RICE, RODNE	PIERCE, BRA	HARRIS-SMITH	GAPARE, TAF	PALMER, MAL	YOUNG, JAYH	MIGUEL, SEL	REESE, JULIE	STEPHENS, C	GERONIMO, J	
Manhattan	11/04/2024	79-49	W	16-3-5	12-1-1	0-3-1	6-4-2	5-2-0	4-4-0	3-5-1	0-0-1	9-5-0	0-0-0	2-3-1
Mount St. Mary's	11/08/2024	86-52	W	13-2-2	28-5-2	0-2-0	4-3-1	5-1-0	0-1-0	3-0-2	11-3-1	9-10-1	3-0-0	2-5-1
Florida A&M	11/11/2024	84-53	W	12-5-1	10-1-0	2-0-1	5-6-1	2-0-0	3-2-1	1-4-0	14-2-2	21-9-2	3-0-0	0-1-0
Marquette	11/15/2024	74-78	L	24-4-1	6-1-2	DNP	9-1-0	0-0-0	DNP	0-1-0	9-5-3	2-10-0	0-0-0	0-1-1
Canisius	11/19/2024	108-37	W	10-3-6	13-4-3	6-5-1	5-4-3	4-9-0	10-6-0	12-2-0	15-0-3	20-12-1	DNP	DNP
vs Villanova	11/24/2024	76-75	W	12-2-3	16-2-3	DNP	2-4-3	0-0-0	3-0-0	3-0-0	0-0-1	18-10-2	DNP	DNP
Bucknell	11/27/2024	91-67	W	8-0-3	4-0-3	4-2-0	0-7-4	19-6-0	3-4-2	6-0-2	13-2-2	14-1-0	3-0-0	DNP
Alcorn	12/01/2024	96-58	W	5-0-3	12-3-5	DNP	10-3-5	9-8-0	5-5-1	7-1-3	14-0-1	14-11-3	0-0-0	DNP
Ohio St.	12/04/2024	83-59	W	23-1-4	9-3-0	DNP	2-3-1	12-3-0	0-2-0	0-3-2	10-2-0	10-7-2	0-0-0	DNP
at Purdue	12/08/2024	78-83	L	18-1-4	13-3-1	DNP	2-2-2	1-2-1	0-0-0	0-1-1	13-3-4	5-7-1	DNP	0-1-0
Saint Francis	12/17/2024	111-57	W	11-2-6	16-3-2	DNP	0-0-1	9-8-1	5-3-1	9-1-4	24-3-4	11-12-3	DNP	7-5-1
vs Syracuse	12/21/2024	87-60	W	17-5-11	9-2-3	DNP	0-3-1	6-3-1	2-1-0	3-1-0	24-2-2	11-13-5	DNP	4-2-0
UMES	12/28/2024	81-66	W	9-2-9	5-1-2	DNP	5-2-1	2-0-0	0-0-0	0-0-0	10-2-2	23-11-2	DNP	9-2-0
at Washington	01/02/2025	69-75	L	1-0-2	10-5-2	DNP	8-1-2	0-1-0	DNP	2-1-1	12-2-0	22-7-0	DNP	10-6-0
at Oregon	01/05/2025	79-83	L	16-2-2	19-3-4	DNP	4-5-2	0-3-1	DNP	8-3-2	9-1-0	6-6-3	DNP	0-0-0
UCLA	01/10/2025	79-61	W	27-2-4	5-2-2	DNP	3-0-1	8-2-0	0-1-0	1-1-0	11-1-3	16-10-1	DNP	0-0-0
Minnesota	01/13/2025	77-71	W	15-5-7	21-2-2	DNP	2-1-0	2-1-1	DNP	0-2-0	6-1-2	4-8-0	DNP	0-0-0
at Northwestern	01/16/2025	74-76	Lot	14-2-4	10-2-1	DNP	2-1-0	9-1-0	DNP	3-1-3	4-4-3	23-7-0	DNP	0-1-0
Nebraska	01/19/2025	69-66	W	22-0-5	15-2-2	DNP	2-1-1	4-1-0	DNP	0-1-1	13-1-3	8-10-1	DNP	2-7-0
at Illinois	01/23/2025	91-70	W	15-3-8	8-3-1	DNP	0-3-0	2-2-1	0-0-0	0-1-0	14-2-3	27-17-1	DNP	DNP
at Indiana	01/26/2025	79-78	W	18-3-9	23-1-0	DNP	0-0-0	2-0-0	DNP	0-1-0	15-2-0	14-10-2	DNP	0-2-0
Wisconsin	01/29/2025	76-68	W	16-7-5	16-1-2	DNP	3-4-1	3-3-0	DNP	0-0-1	12-2-2	14-8-0	DNP	0-0-0
at Ohio St.	02/06/2025	70-73	L	6-5-4	18-3-3	DNP	0-0-0	0-1-0	0-0-0	2-1-0	7-1-0	24-13-1	DNP	0-0-0
Rutgers	02/09/2025	90-81	W	14-5-3	19-2-0	DNP	2-3-0	DNP	1-0-1	0-0-0	17-3-2	4-2-1	DNP	4-5-0
at Nebraska	02/13/2025	83-75	W	15-3-7	14-2-1	DNP	0-4-1	DNP	DNP	0-0-0	17-2-3	13-12-2	DNP	0-0-0
Iowa	02/16/2025	101-75	W	26-5-7	18-1-4	DNP	0-1-0	0-0-0	0-1-0	0-4-1	17-1-5	16-12-0	DNP	6-2-0
Southern California	02/20/2025	88-71	W	20-2-4	22-4-2	DNP	0-2-0	1-0-0	DNP	0-0-0	11-4-3	19-10-2	DNP	2-1-0
Michigan St.	02/26/2025	55-58	L	15-2-3	20-1-0	DNP	0-5-0	DNP	DNP	0-1-0	6-0-0	4-7-0	DNP	0-4-0
at Penn St.	03/01/2025	68-64	W	19-2-7	5-2-5	DNP	0-1-0	0-0-0	0-0-0	0-3-3	17-3-2	4-15-0	DNP	0-2-0
at Michigan	03/05/2025	71-65	W	8-7-5	19-2-1	DNP	0-2-0	0-0-0	DNP	0-1-0	17-2-1	6-4-1	DNP	4-3-0
Northwestern	03/08/2025	74-61	W	17-4-2	11-3-4	DNP	0-0-0	0-0-0	0-0-0	2-0-0	11-5-1	19-11-1	DNP	4-4-0
vs Illinois	03/14/2025	88-65	W	12-2-9	26-0-2	DNP	0-4-2	4-0-0	0-0-0	0-3-1	6-1-2	10-5-1	DNP	11-5-1

Opponent	Date	Score	25	30	40
			QUEEN,DERI	SOTELL,LUK	MURPHY,BEN
Manhattan	11/04/2024	79-49	W	22-20-1	0-1-0
Mount St. Mary's	11/08/2024	86-52	W	8-1-3	0-0-0
Florida A&M	11/11/2024	84-53	W	11-2-3	0-0-0
Marquette	11/15/2024	74-78	L	24-7-3	DNP
Canisius	11/19/2024	108-37	W	10-6-1	0-1-0
vs Villanova	11/24/2024	76-75	W	22-11-5	DNP
Bucknell	11/27/2024	91-67	W	15-8-2	0-1-0
Alcorn	12/01/2024	96-58	W	20-9-4	0-0-0
Ohio St.	12/04/2024	83-59	W	17-11-1	0-0-0
at Purdue	12/08/2024	78-83	L	26-12-1	DNP
Saint Francis	12/17/2024	111-57	W	15-5-0	2-0-0
vs Syracuse	12/21/2024	87-60	W	11-8-3	DNP
UMES	12/28/2024	81-66	W	18-14-1	DNP
at Washington	01/02/2025	69-75	L	4-1-0	DNP
at Oregon	01/05/2025	79-83	L	17-5-2	DNP
UCLA	01/10/2025	79-61	W	8-5-1	DNP
Minnesota	01/13/2025	77-71	W	27-7-2	DNP
at Northwestern	01/16/2025	74-76	Lot	9-14-1	DNP
Nebraska	01/19/2025	69-66	W	3-7-2	DNP
at Illinois	01/23/2025	91-70	W	25-6-4	DNP
at Indiana	01/26/2025	79-78	W	7-11-3	DNP
Wisconsin	01/29/2025	76-68	W	12-12-2	DNP
at Ohio St.	02/06/2025	70-73	L	13-8-2	DNP
Rutgers	02/09/2025	90-81	W	29-15-5	DNP
at Nebraska	02/13/2025	83-75	W	24-11-1	DNP
Iowa	02/16/2025	101-75	W	18-13-1	DNP
Southern California	02/20/2025	88-71	W	13-17-3	DNP
Michigan St.	02/26/2025	55-58	L	10-10-1	DNP
at Penn St.	03/01/2025	68-64	W	23-6-1	DNP
at Michigan	03/05/2025	71-65	W	17-12-1	DNP
Northwestern	03/08/2025	74-61	W	10-10-1	0-0-0
vs Illinois	03/14/2025	88-65	W	19-10-1	DNP

## DOUBLE-DOUBLES

Player	Statistics	Opponent
Derik Queen	22 pts, 20 reb	Manhattan
Julian Reese	20 pts, 12 reb	Canisius
<b>Derik Queen</b>	<b>22 pts, 11 reb</b>	<b>Villanova</b>
<b>Julian Reese</b>	<b>18 pts, 10 reb</b>	<b>Villanova</b>
Julian Reese	14 pts, 11 reb	Alcorn State
Derik Queen	17 pts, 11 reb	Ohio State
Derik Queen	26 pts, 12 reb	at Purdue
Julian Reese	11 pts, 12 reb	Saint Francis
Julian Reese	11 pts, 13 reb	Syracuse
Ja'Kobi Gillespie	17 pts, 11 ast	Syracuse
<b>Julian Reese</b>	<b>23 pts, 11 reb</b>	<b>UMES</b>
<b>Derik Queen</b>	<b>18 pts, 14 reb</b>	<b>UMES</b>
Julian Reese	16 pts, 10 reb	UCLA
Julian Reese	27 pts, 17 reb	at Illinois
Julian Reese	14 pts, 10 reb	at Indiana
Julian Reese	24 pts, 13 reb	at Ohio State
Derik Queen	29 pts, 15 reb	Rutgers
<b>Derik Queen</b>	<b>24 pts, 11 reb</b>	<b>at Nebraska</b>
<b>Julian Reese</b>	<b>13 pts, 12 reb</b>	<b>at Nebraska</b>
<b>Derik Queen</b>	<b>18 pts, 13 reb</b>	<b>Iowa</b>
<b>Julian Reese</b>	<b>16 pts, 12 reb</b>	<b>Iowa</b>
<b>Julian Reese</b>	<b>19 pts, 10 reb</b>	<b>USC</b>
<b>Derik Queen</b>	<b>13 pts, 17 reb</b>	<b>USC</b>
Derik Queen	10 pts, 10 reb	Michigan State
Derik Queen	17 pts, 12 reb	at Michigan
<b>Julian Reese</b>	<b>19 pts, 11 reb</b>	<b>Northwestern</b>
<b>Derik Queen</b>	<b>10 pts, 10 reb</b>	<b>Northwestern</b>
Derik Queen	19 pts, 10 reb	Illinois

## 2024-25 BOX SCORES



Official Basketball Box Score - Final  
**Manhattan at Maryland**  
11/04/24 XFINITY Center, College Park  
2024-25 Men's Basketball

Game Time: 7:00 PM  
Game Duration: 1:59  
Attendance: 13,152



Official Basketball Box Score - Final  
**Mount St. Mary's at Maryland**  
11/06/24 XFINITY Center, College Park  
2024-25 Men's Basketball

Game Time: 6:00 PM  
Game Duration: 2:05  
Attendance: 11,726

Manhattan - 49

Record: 0-1

NO.	Name	Min	FG	3P	FT	Rebounds	Fouls	TP	AS	TO	ST	Blocks	+/-
			M-A	M-A	M-A	OR DR TOT	PF	FD				BS BA	
9	Will Sydner	F 25:36	2-10	0-4	3-4	2 3 5	2 4	7	1	1	0	0	-18
1	Shaqul Bender	G 30:26	4-13	2-10	2-2	2 4 6	1 3	12	3	5	1	0	-29
2	Jaden Winston	G 28:32	1-6	0-2	2-2	0 0 0	2 2	4	1	2	0	0	-19
10	Masiah Gilyard	G 13:05	2-3	0-0	0-0	1 4 5	1 2	4	0	1	0	0	-14
4	Wesley Robinson	G 17:16	1-4	0-0	2-2	0 3 3	3 1	4	0	0	2	0	-1
0	Devin Dinkins	31:23	3-10	2-5	2-2	0 2 2	1 2	10	1	0	0	0	-19
6	Alijah Curry	11:14	0-2	0-1	0-1	1 3 4	1 1	0	0	1	0	0	-16
13	Fraser Roxburgh	29:50	3-7	1-4	1-2	0 4 4	2 2	8	2	1	0	0	-24
15	Amaan Sandhu	03:16	0-1	0-0	0-0	0 0 0	2 0	0	0	0	0	1	-2
21	Marko Ljubicic	02:10	0-0	0-0	0-0	0 1 1	0 0	0	0	0	0	0	-3
5	Allen Myers	03:40	0-1	0-0	0-0	0 0 0	0 0	0	0	0	0	1	-2
3	John Barbano	02:38	0-1	0-0	0-0	0 0 0	0 0	0	0	0	0	0	-3
11	Michael Lawlor	00:54	0-1	0-1	0-0	0 1 1	0 0	0	0	0	0	0	0
Team						1 1 2				0	1		
Totals			16-59	5-27	12-15	7 26 33	15 17	49	8	12	3	2 9	-30

Technical Fouls: NONE

Maryland - 79

Record: 1-0

NO.	Name	Min	FG	3P	FT	Rebounds	Fouls	TP	AS	TO	ST	Blocks	+/-
			M-A	M-A	M-A	OR DR TOT	PF	FD				BS BA	
9	Selton Miguel	F 14:36	0-4	0-2	0-0	0 0 0	1 0	0	1	0	0	0	2
10	Julian Reese	F 19:46	3-5	0-0	3-4	3 2 5	2 4	9	0	2	1	2	11
25	Derik Queen	C 26:46	6-16	0-2	4-5	6 14 20	2 4	22	1	2	1	2	25
0	Ja/Kobi Gillespie	G 28:29	6-10	1-4	3-3	1 2 3	3 2	16	5	0	0	0	24
5	DeShawn Harris-Smith	G 25:01	3-9	0-3	0-0	0 4 4	0 1	6	2	1	0	0	0
8	Jaylison Young	15:06	1-6	1-4	0-0	2 3 5	2 0	3	1	1	1	1	11
1	Rodney Rice	23:57	4-9	2-5	2-3	0 1 1	1 2	12	1	0	1	0	23
6	Tafara Gapare	13:02	2-3	1-1	0-2	1 1 2	2 1	5	0	3	1	1	11
7	Malachi Palmer	11:47	2-3	0-0	0-0	1 3 4	2 1	4	0	0	1	0	20
22	Jordan Geronimo	11:45	1-2	0-0	0-0	1 2 3	0 0	2	1	0	1	2	8
4	Braden Pierce	05:23	0-0	0-0	0-0	1 2 3	2 0	0	0	1	0	0	2
13	Chance Stephens	03:48	0-2	0-2	0-0	0 0 0	0 0	0	0	0	0	0	2
40	Ben Murphy	01:40	0-1	0-0	0-0	0 0 0	0 0	0	0	0	0	0	2
30	Lukas Sotell	00:54	0-1	0-0	0-0	0 1 1	0 0	0	0	0	0	1	0
Team						0 3 3				0	1		
Totals			31-70	5-23	12-17	16 38 54	17 15	79	13	10	7 9	2 30	

Technical Fouls: NONE

	MAN	UMD
Biggest lead	2 (1 <sup>st</sup> 19:32)	30 (2 <sup>nd</sup> 1:23)
Best Scoring Run	6 (1 <sup>st</sup> 6:58)	9 (1 <sup>st</sup> 11:40)
Lead Changes	1	
Times Tied	4	
Time with Lead	00:43	35:29

Points from Turnovers	MAN	UMD
Paint	20	50
Second Chance	2	16
Fast Breaks	3	28
Bench	18	26

Period by Period Scoring	TOT
1st	28
2nd	21
TOT	49

MAN	UMD
28	48
31	79

Shooting By Period
1 <sup>st</sup> FG% 11-30 37.0%
3PT% 4-11 36.4%
FT% 4-4 100%
2 <sup>nd</sup> FG% 6-32 18.8%
3PT% 1-16 6.3%
FT% 8-11 72.7%
GM FG% 16-59 27.1%
3PT% 5-27 18.5%
FT% 12-15 80.0%
Dead Ball Rebounds: 1, 0

Mount St. Mary's - 52

Record: 1-1

NO.	Name	Min	FG	3P	FT	Rebounds	Fouls	TP	AS	TO	ST	Blocks	+/-
			M-A	M-A	M-A	OR DR TOT	PF	FD				BS BA	
4	Dola Adebayo	F 28:38	4-7	0-1	3-4	0 5 5	4 3	11	1	2	0	1	-27
14	Jedy Cordilla	F 23:22	1-4	0-1	0-0	1 5 6	3 1	2	0	0	0	0	-14
1	Carmelo Pacheco	G 23:04	1-2	0-1	0-0	0 1 1	1 1	2	0	1	0	0	-21
8	Dallas Hobbs	G 23:03	7-11	5-5	2-2	0 3 3	4 3	21	0	2	0	0	-11
45	Xavier Lipscomb	G 33:33	0-2	0-1	4-8	2 0 2	4 4	4	7	4	1	0	-28
13	Terrell Ard Jr.	20:51	2-4	0-0	2-3	0 5 5	1 2	6	1	5	2	0	-11
23	Javon Ervin	13:29	1-5	1-2	1-2	2 1 3	2 1	4	0	4	0	0	-22
9	Abdou Khadre Kébé	17:14	0-4	0-2	0-0	0 1 1	2 0	0	1	3	1	0	-19
25	Arlandus Keyes	06:40	0-2	0-0	0-0	0 1 1	1 0	0	0	2	0	0	-15
12	Trey Wilson	04:06	0-0	0-0	0-1	0 2 2	1 1	0	1	2	0	0	-13
6	Jaxon Hartman	02:00	0-0	0-0	0-0	0 0 0	0 0	0	0	0	0	0	0
10	Patrick Haigh	02:00	0-0	0-0	0-0	0 0 0	0 0	0	0	0	0	0	0
22	Jonathan Ogunfuye	02:00	1-1	0-0	0-0	0 0 0	0 0	0	2	0	0	0	0
Team						1 3 4				0	0		
Totals			17-42	6-13	12-20	6 27 33	23 16	52	11	25	4 1	1 34	

Technical Fouls: NONE

Maryland - 86

Record: 2-0

NO.	Name	Min	FG	3P	FT	Rebounds	Fouls	TP	AS	TO	ST	Blocks	+/-
			M-A	M-A	M-A	OR DR TOT	PF	FD				BS BA	
9	Selton Miguel	F 22:13	4-11	1-4	2-4	0 3 3	0 2	11	1	0	0	0	11
10	Julian Reese	F 23:03	2-3	0-0	5-10	3 7 10	4 7	9	1	2	1	0	15
25	Derik Queen	C 20:21	3-8	0-2	2-2	0 1 1	1 1	8	3	1	2	0	21
0	Ja/Kobi Gillespie	G 23:28	4-8	3-4	2-2	1 1 2	3 1	13	2	1	0	0	31
5	DeShawn Harris-Smith	G 15:56	2-4	0-0	0-1	0 3 3	1 3	4	1	1	1	0	-4
1	Rodney Rice	19:56	10-14	3-5	5-5	3 2 5	2 3	28	2	1	2	0	42
22	Jordan Geronimo	16:03	1-3	0-0	0-0	4 1 5	0 0	2	1	0	1	1	18
6	Tafara Gapare	12:23	0-1	0-1	5-6	0 1 1	1 5	5	0	0	4	0	7
8	Jaylison Young	20:13	1-5	1-3	0-0	0 0 0	0 1	3	2	0	0	0	17
7	Malachi Palmer	11:30	0-3	0-1	0-0	0 1 1	2 0	0	0	0	1	0	20
13	Chance Stephens	07:59	1-3	1-3	0-0	0 0 0	1 0	3	0	0	0	0	-6
4	Braden Pierce	04:45	0-1	0-0	0-0	1 1 2	0 0	0	0	0	0	0	-2
30	Lukas Sotell	01:05	0-0	0-0	0-0	0 0 0	0 1	0	0	0	0	0	0
40	Ben Murphy	01:05	0-1	0-0	0-0	0 1 1	0 0	0	0	0	0	0	0
Team						3 1 4				0	0		
Totals			28-65	9-23	21-30	15 23 38	16 23	86	13	6	16 1	1 34	

Technical Fouls: NONE

	MSM	UMD
Biggest lead	8 (1 <sup>st</sup> 16:27)	40 (2 <sup>nd</sup> 8:23)
Best Scoring Run	7 (1 <sup>st</sup> 17:28)	16 (1 <sup>st</sup> 5:54)
Lead Changes	3	
Times Tied	1	
Time with Lead	07:59	31:15

Points from Turnovers	MSM	UMD
Paint	16	28
Second Chance	5	20
Fast Breaks	4	27
Bench	12	41

Period by Period Scoring	TOT
1st	26
2nd	26
TOT	52

MSM	UMD
26	58
26	28
52	86

Shooting By Period
1 <sup>st</sup> FG% 20-36 55.6%
3PT% 7-13 53.8%
FT% 11-14 78.6%
2 <sup>nd</sup> FG% 8-29 27.6%
3PT% 2-10 20.0%
FT% 10-16 62.5%
GM FG% 28-65 43.1%
3PT% 9-23 39.1%
FT% 21-30 70.0%
Dead Ball Rebounds: 4, 0



Official Basketball Box Score - Final  
**Florida A&M at Maryland**  
11/11/24 XFINITY Center, College Park  
2024-25 Men's Basketball

Game Time: 7:00 PM  
Game Duration: 1:52  
Attendance: 10,057



Official Basketball Box Score - Final  
**Marquette at Maryland**  
11/15/24 XFINITY Center, College Park  
2024-25 Men's Basketball

Game Time: 6:00 PM  
Game Duration: 2:11  
Attendance: 16,111

Florida A&M - 53

Record: 0-3

NO.	Name		Min	FG M-A	3P M-A	FT M-A	Rebounds OR DR TOT	Fouls PF FLD	TP	AS	TO	ST	Blocks BS BA	+/-	
22	Tyler Shirley	F	20:32	3-6	2-3	2-4	2 5 7	5 2	10	2	3	1	0	-20	
35	Saiyd Burnside	F	04:57	0-1	0-0	0-0	1 0 1	1 1	0	0	1	0	0	-1	
2	Jordan Chatman	G	06:53	0-1	0-0	0-0	0 0 0	1 0	0	0	1	0	0	-11	
4	Sterling Young	G	18:09	2-4	1-3	0-4	0 3 3	0 3	5	1	1	0	0	-24	
5	Milton Matthews	G	22:28	3-11	2-7	1-1	3 0 3	1 2	9	1	1	0	1	-13	
8	Shaqir O'Neal		27:01	3-5	0-1	3-4	0 5 5	4 2	9	1	2	0	0	-5	
10	Kaleb Washington		05:40	0-1	0-0	0-0	0 3 3	0 0	0	0	2	0	0	-7	
24	Ja'Derrius Eatmon		20:40	3-5	0-0	0-2	0 1 1	2 1	6	1	2	1	0	-15	
1	Roderick Coffee III		05:47	0-0	0-0	0-0	0 0 0	1 1	0	0	0	0	0	-12	
3	Trey Lewis		25:38	1-7	0-4	0-0	1 5 6	0 1	2	3	2	0	0	-18	
23	Jacobi Hendricks		25:19	2-7	1-2	0-0	0 3 3	2 2	5	0	2	1	0	-7	
20	Jamaine Charles		14:23	3-3	0-0	1-2	2 2 4	2 1	7	1	2	0	2	-15	
12	Miles Hall		02:33	0-0	0-0	0-0	0 0 0	0 0	0	0	1	0	0	-7	
Team							1 2 3			0	2				
Totals				20-51	6-21	7-17	10 29 39	19 16	53	10	22	3	2	3	-31

## 2024-25 BOX SCORES



Official Basketball Box Score - Final  
**Canisius at Maryland**  
11/19/24 XFINITY Center, College Park  
2024-25 Men's Basketball

Game Time: 7:00 PM  
Game Duration: 1:46  
Attendance: 9,485



Official Basketball Box Score - Final  
**Villanova at Maryland**  
11/24/24 Prudential Center, Newark  
2024-25 Men's Basketball

Game Time: 1:00 P  
Game Duration: 2:1  
Attendance: 7,1

Canisius - 37												
Record: 0-6												
NO. Name	Min	FG M-A	3P M-A	FT M-A	Rebounds OR DR TOT	Fouls PF FD	TP	AS	TO	ST	Blocks BS BA	+/-
7 Dylan Godfrey	F 17:16	0-5	0-4	0-0	0 3 3	2 0	0	0	1	1	0 0	-26
9 Evan van der Plas	F 17:00	1-3	1-2	0-0	0 1 1	2 0	3	0	0	0	0 0	-35
1 Cam Palesse	G 24:53	0-2	0-0	0-0	0 4 4	4 0	0	2	0	0	0 0	-35
6 Tana Kopa	G 26:31	3-8	2-5	2-2	0 2 2	1 2	10	0	2	3	0 0	-44
34 Paul McMillan IV	G 28:58	4-16	0-3	2-3	2 1 3	2 2	10	0	1	1	0 3	-57
5 Anthony Benard	26:10	3-4	0-0	0-0	0 3 3	1 0	6	1	3	1	0 0	-42
2 Jasman Sangha	20:58	0-1	0-0	0-0	0 2 2	2 0	0	1	4	0	0 0	-41
33 Gianni Thompson	14:50	1-6	0-2	0-1	1 3 4	4 1	2	0	2	0	2 0	-34
4 William Scott Jr.	09:48	0-2	0-1	0-0	0 0 0	1 0	0	1	2	0	0 0	-20
11 Tyson Oghene	10:04	2-6	2-6	0-0	0 0 0	1 0	6	0	0	1	0 0	-13
5 Nicco DiGiulio	01:46	0-1	0-1	0-0	0 0 0	0 0	0	0	0	0	0 0	-4
15 Maji David-Maji	01:46	0-1	0-1	0-0	0 0 0	1 0	0	0	0	0	0 0	-4
Team					2 0 2		0	5				
Totals		14-55	5-25	4-6	5 19 24	21 5	37	5	23	7	2 3	-71
Technical Fouls:NONE												

Shooting By Period		
1st FG%	5-22	22.7%
3PT%	3-7	42.9%
FT%	1-2	50%
2nd FG%	9-33	27.3%
3PT%	2-18	11.1%
FT%	3-4	75%
GM FG%	14-55	25.5%
3PT%	5-25	20.0%
FT%	4-6	66.7%
Dead Ball Rebounds: 0,0		

Villanova - 75												
Record: 3-4												
NO. Name	Min	FG M-A	3P M-A	FT M-A	Rebounds OR DR TOT	Fouls PF FD	TP	AS	TO	ST	Blocks BS BA	+/-
13 Enoch Boakye	F 23:23	2-2	0-0	1-1	2 2 4	2 2	5	0	1	0	0 0	11
43 Eric Dixon	F 36:19	15-29	5-11	3-3	2 2 4	4 2	38	2	3	1	0 2	1
2 Huang Bricks	G 32:52	4-8	3-5	0-0	0 0 0	4 3	11	4	3	2	1 1	-2
5 Wooga Poplar	G 18:58	2-6	1-5	0-0	2 4 6	2 1	5	0	0	0	0 0	-9
15 Jordan Longino	G 32:35	2-5	0-3	3-3	1 1 2	2 6	7	2	1	4	1 0	-1
4 Tyler Perkins	30:22	3-10	0-4	1-2	3 3 6	0 1	7	1	0	2	0 0	5
0 Josiah Moseley	14:33	1-2	0-1	0-0	2 1 3	3 0	2	0	0	0	0 0	-2
21 Nnanna Njoku	05:25	0-0	0-0	0-0	1 1 2	1 0	0	0	0	0	0 0	-6
1 Kris Parker	05:33	0-0	0-0	0-0	0 1 1	0 0	0	0	0	0	0 0	-2
Team					1 1 2		0	2				
Totals		29-62	9-29	8-9	14 16 30	18 15	75	9	10	9	2 3	-1
Technical Fouls:NONE												

Shooting By Period		
1st FG%	15-30	50.0%
3PT%	6-15	40.0%
FT%	4-5	80%
2nd FG%	14-32	43.8%
3PT%	3-14	21.4%
FT%	4-4	100%
GM FG%	29-62	46.8%
3PT%	9-29	31.0%
FT%	8-9	88.9%
Dead Ball Rebounds: 0,0		

Maryland - 108												
Record: 4-1												
NO. Name	Min	FG M-A	3P M-A	FT M-A	Rebounds OR DR TOT	Fouls PF FD	TP	AS	TO	ST	Blocks BS BA	+/-
9 Seldon Miguel	F 21:09	6-12	2-8	1-1	0 0 0	1 1	15	3	1	2	0 0	41
10 Julian Reese	F 19:28	8-9	0-0	4-5	4 8 12	1 6	20	1	1	1	0 1	46
25 Derik Queen	C 17:49	4-6	0-1	2-2	1 5 6	1 3	10	1	1	0	0 0	37
0 Ja'Kobi Gillespie	G 15:53	3-6	1-4	3-3	0 3 3	0 3	10	6	0	2	0 0	33
1 Rodney Rice	G 24:33	4-9	3-6	2-2	2 2 4	0 1	13	3	2	1	0 0	42
5 DeShawn Harris-Smith	21:15	2-6	0-2	1-2	0 4 4	0 1	5	3	1	1	0 0	34
6 Tafara Gapare	20:40	1-3	0-0	2-2	2 7 9	0 2	4	0	2	0	1 1	41
8 Jaylison Young	17:14	5-9	0-3	2-2	2 0 2	0 1	12	0	0	0	0 0	28
7 Malachi Palmer	23:31	3-8	2-6	2-2	2 4 6	1 1	10	0	0	0	1 0	33
4 Braden Pierce	13:09	2-3	0-0	2-4	2 3 5	1 2	6	1	1	1	0 0	11
40 Ben Murphy	03:33	1-1	1-1	0-0	0 1 1	0 0	3	0	0	0	0 0	5
30 Lukas Sotell	01:46	0-0	0-0	0-0	0 1 1	0 0	0	0	0	0	0 0	4
Team					1 0 1		0	0				
Totals		39-72	9-31	21-25	16 38 54	5 21	108	18	9	9	3 2	71
Technical Fouls:NONE												

Shooting By Period		
1st FG%	22-39	56.4%
3PT%	6-17	35.3%
FT%	9-9	100%
2nd FG%	17-33	51.5%
3PT%	3-14	21.4%
FT%	12-16	75%
GM FG%	39-72	54.2%
3PT%	9-31	29.0%
FT%	21-25	84.0%
Dead Ball Rebounds: 2,0		

Maryland - 78												
Record: 5-1												
NO. Name	Min	FG M-A	3P M-A	FT M-A	Rebounds OR DR TOT	Fouls PF FD	TP	AS	TO	ST	Blocks BS BA	+/-
9 Seldon Miguel	F 22:50	0-3	0-2	0-0	0 0 0	2 0	0	1	1	0	0 0	-1
10 Julian Reese	F 32:10	8-12	0-0	2-3	6 4 10	1 5	18	2	3	0	2 1	2
25 Derik Queen	C 35:15	9-14	0-1	4-7	6 5 11	2 6	22	5	4	0	1 0	5
0 Ja'Kobi Gillespie	G 37:41	4-10	1-5	3-4	0 2 2	3 2	12	3	2	0	0 0	-2
1 Rodney Rice	G 34:17	4-13	3-8	5-5	1 1 2	0 3	16	3	2	0	0 1	0
6 Tafara Gapare	02:27	0-0	0-0	0-0	0 0 0	0 0	0	0	0	0	0 0	-8
5 DeShawn Harris-Smith	15:30	1-1	0-0	0-0	1 3 4	5 1	2	3	0	0	0 0	1
8 Jaylison Young	11:21	1-1	1-1	0-0	0 0 0	1 1	3	0	0	1	0 0	3
7 Malachi Palmer	08:29	1-2	1-2	0-0	0 0 0	1 0	3	0	0	0	0 0	5
Team					2 3 5		0	0				
Totals		28-56	6-19	14-19	16 18 34	15 18	76	17	13	3	3 2	1
Technical Fouls:NONE												

Shooting By Period		
1st FG%	11-27	40.7%
3PT%	2-10	20.0%
FT%	4-4	100%
2nd FG%	17-29	58.6%
3PT%	4-9	44.4%
FT%	10-15	66.7%
GM FG%	28-56	50.0%
3PT%	6-19	31.6%
FT%	14-19	73.7%
Dead Ball Rebounds: 1,2		

	CAN		UMD		
Biggest lead	3 (1 <sup>st</sup> 19:04)	71 (2 <sup>nd</sup> 1:00)			
Best Scoring Run	5(2 <sup>nd</sup> 11:19)	28(1 <sup>st</sup> 6:36)			
Lead Changes	1				
Times Tied	0				
Time with Lead	01:00	38:04			
			Points from		
			CAN	UMD	
			Turnovers	11 39	
			Paint	14 56	
			Second Chance	0 30	
			Fast Breaks	6 17	
			Bench	14 40	
Period by Period Scoring					
			1st	2nd	TOT
CAN			14	23	37
UMD			59	49	108

	NOV	MAR							
Biggest lead	14 (1 <sup>st</sup> 2:56)	4 (2 <sup>nd</sup> 8:07)							
Best Scoring Run	11 (1 <sup>st</sup> 13:25)	9 (2 <sup>nd</sup> 8:07)							
Lead Changes	13								
Times Tied	6								
Time with Lead	33:32	04:14							
			Points from	NOV	MAR				
			Turnovers	15	13				
			Paint	30	38				
			Second Chance	11	20				
			Fast Breaks	3	5				
			Bench	9	8				
						Period by Period Scoring			
						1st	2nd	TOT	
						NOV	40	35	75
						MAR	28	48	76

Game Notes: 2024 Saavira Empire Classic MVP #25 Derik Queen •



Official Basketball Box Score - Final  
**Bucknell at Maryland**  
11/27/24 XFINITY Center, College Park  
2024-25 Men's Basketball

Game Time: 4:30 PM  
Game Duration: 1:5  
Attendance: 10,74



Official Basketball Box Score - Final  
**Alcorn at Maryland**  
12/01/24 XFINITY Center, College Park  
2024-25 Men's Basketball

Game Time: 12:00 P  
Game Duration: 1:1  
Attendance: 9,9

Bucknell - 67		Record: 4-4															
NO. Name		Min	FG	3P	FT	Rebounds	Fouls	TP	AS	TO	ST	Blocks	+/-				
		M-A	M-A	M-A	OR	DR	OT							PF	FD		
1 Ian Motta	F	02:34	0-0	0-0	0-0	0	0	0	0	0	1	1	0	-3			
22 Ruot Bijek	F	30:00	6-14	4-8	4-6	1	3	4	2	5	20	2	3	0	0	-18	
3 Noah Williamson	C	29:30	3-8	0-3	1-2	1	8	9	4	4	7	3	5	0	0	-21	
13 Josh Bascoe	G	34:30	4-10	2-5	0-0	0	6	6	3	3	10	5	3	0	0	-21	
24 Achile Spadone	G	30:10	3-6	2-4	0-0	1	2	3	3	1	8	2	2	1	0	-20	
10 Brandon McCreesh		28:36	4-7	1-3	0-0	1	0	1	1	1	9	3	2	0	0	-21	
2 Jayden Williams		19:51	0-3	0-1	2-3	0	2	2	2	1	2	1	2	1	0	-8	
23 Pip Ajayi		11:01	2-3	0-0	0-2	2	4	6	3	2	4	0	0	0	1	-4	
11 Brady Muller		07:01	1-2	0-0	0-0	0	0	0	3	0	2	0	0	0	0	-5	
4 Josh Fulton		03:31	0-0	0-0	5-6	0	2	2	0	3	5	0	0	0	0	2	
0 Patrick O'Brien		02:16	0-0	0-0	0-0	0	0	0	1	0	0	0	1	0	0	21	
32 Kellen Welch		01:00	0-0	0-0	0-0	0	0	0	0	0	0	0	0	0	0	1	
Team						2	1	3			0		1				
Totals			23:53	9-24	12-19	8	28	36	22	20	67	16	20	3	1	4	-24
Technical Fouls:NON																	

## 2024-25 BOX SCORES



Official Basketball Box Score - Final  
**Ohio St. at Maryland**  
12/04/24 XFINITY Center, College Park  
2024-25 Men's Basketball

Game Time: 6:30 PM  
Game Duration: 2:00  
Attendance: 13,793



Official Basketball Box Score - Final  
**Maryland at Purdue**  
12/06/24 Mackey Arena, West Lafayette  
2024-25 Men's Basketball

Game Time: 12:00 PM  
Game Duration: 2:08  
Attendance: 14,876

Officials: D.J. Carstensen, Jason Phillips, John Floyd

Officials: Jeffery Anderson, James Breeding, Keith Kimble

Ohio St. - 59

Record: 5-3 (0-1)

NO. Name	Min	FG M-A	3P M-A	FT M-A	Rebounds OR DR TOT	Fouls PF FD	TP	AS	ST	Blocks BS BA	+
8 Micah Parrish	F 29:19	0-5	0-3	2-4	0 3 3	4 2	2	1	3	0	-30
13 Sean Stewart	F 18:03	2-4	0-0	0-1	1 2 3	4 2	4	0	2	0	-13
21 Devin Roy	F 24:40	8-14	0-2	2-2	2 7 9	2 1	18	0	2	1	-22
1 Meechie Johnson	G 31:50	2-13	1-6	3-4	0 0 0	3 2	8	3	2	0	-17
2 Bruce Thornton	G 32:27	4-7	0-1	1-2	1 3 4	1 2	9	2	2	1	-20
25 Austin Parks	17:55	0-2	0-0	0-1	1 2 3	1 2	0	2	1	1	0
0 John Mobley Jr.	24:11	5-11	3-6	2-2	0 4 4	3 2	15	1	3	1	-5
12 Evan Mahaffey	16:18	1-1	0-0	1-2	2 0 2	1 1	3	0	1	0	-10
17 Ivan Njegovan	03:55	0-1	0-0	0-0	0 0 0	0 0	0	0	0	0	-4
10 Colby Baumann	00:51	0-0	0-0	0-0	0 0 0	0 0	0	0	0	0	-1
14 Braylen Nash	00:31	0-0	0-0	0-0	0 0 0	0 0	0	0	0	0	1
Team					2 5 7		0	1			
Totals	22:58	4-19	11-18	9 26 35	19 14	59	9	17	6	1	-24

Technical Fouls: Parrish 2<sup>nd</sup> 15:07 Mobley Jr. 2<sup>nd</sup> 15:07

Shooting By Period	
1 <sup>st</sup> FG%	6-21 28.6%
3PT%	0-7 0.0%
FT%	5-8 62.5%
2 <sup>nd</sup> FG%	16-37 43.2%
3PT%	4-12 33.3%
FT%	6-10 60%
GM FG%	22-58 37.9%
3PT%	4-19 21.1%
FT%	11-18 61.1%
Dead Ball Rebounds: 3.0	

Maryland - 78

Record: 8-2 (1-1)

NO. Name	Min	FG M-A	3P M-A	FT M-A	Rebounds OR DR TOT	Fouls PF FD	TP	AS	ST	Blocks BS BA	+
9 Seldon Miguel	F 32:05	5-12	2-5	1-1	1 2 3	2 2	13	4	0	1	0
10 Julian Reese	F 23:02	2-6	0-0	1-2	4 3 7	5 5	5	1	2	0	-4
25 Derik Queen	C 35:06	11-18	2-5	2-2	1 11 12	4 2	26	1	2	1	0
0 Ja'Kobi Gillespie	G 36:42	6-13	4-7	2-2	0 1 1	2 2	18	4	1	1	0
1 Rodney Rice	G 32:53	5-12	3-7	0-0	1 2 3	2 0	13	1	3	1	0
6 Tafari Gapare	15:16	0-3	0-2	1-2	0 2 2	1 2	1	1	2	0	-2
5 DeShawn Harris-Smith	17:55	1-2	0-0	0-0	1 1 2	2 0	2	2	0	0	-4
8 Jaylon Young	05:43	0-0	0-0	0-0	1 0 1	0 0	0	1	0	0	-4
22 Jordan Geronimo	01:17	0-0	0-0	0-0	1 0 1	0 0	0	0	0	0	-1
7 Malachi Palmer	00:01	0-0	0-0	0-0	0 0 0	0 0	0	0	0	0	-1
Team					1 3 4		0	0			
Totals	30:66	11-26	7-9	11 25 36	18 13	78	15	10	4	5	-5

Technical Fouls: NONE

Shooting By Period	
1 <sup>st</sup> FG%	13-35 37.1%
3PT%	5-14 35.7%
FT%	5-6 83.3%
2 <sup>nd</sup> FG%	17-31 54.8%
3PT%	6-12 50.0%
FT%	2-3 66.7%
GM FG%	30-66 45.5%
3PT%	11-26 42.3%
FT%	7-9 77.8%
Dead Ball Rebounds: 2.0	

Maryland - 83

Record: 8-1 (1-0)

NO. Name	Min	FG M-A	3P M-A	FT M-A	Rebounds OR DR TOT	Fouls PF FD	TP	AS	ST	Blocks BS BA	+
9 Seldon Miguel	F 21:49	4-8	2-4	0-0	1 1 2	3 1	10	0	2	0	0
10 Julian Reese	F 22:03	4-9	0-0	2-4	1 6 7	2 5	10	2	2	1	0
25 Derik Queen	C 31:41	6-10	0-1	5-6	1 10 11	2 3	17	1	2	0	1
0 Ja'Kobi Gillespie	G 28:30	7-11	4-8	5-5	0 1 1	1 3	23	4	2	1	0
1 Rodney Rice	G 26:45	3-9	0-6	3-3	1 2 3	2 1	9	0	1	0	0
5 DeShawn Harris-Smith	21:23	0-1	0-0	2-4	0 3 3	1 3	2	1	1	0	-4
6 Tafari Gapare	18:32	5-7	1-2	1-2	1 2 3	1 1	12	0	0	0	-3
8 Jaylon Young	13:07	0-2	0-1	0-0	1 2 3	3 0	2	1	1	0	0
7 Malachi Palmer	13:03	0-2	0-2	0-0	2 2 1	0 0	0	0	0	0	15
13 Chance Stephens	02:06	0-0	0-0	0-0	0 0 0	0 0	0	0	0	0	-3
30 Lukas Sotell	00:31	0-0	0-0	0-0	0 0 0	0 0	0	0	0	0	-1
40 Ben Murphy	00:31	0-0	0-0	0-0	0 0 0	0 0	0	0	0	0	-1
Team					4 0 4		0	0			
Totals	29:62	7-25	18-24	10 29 39	16 17	83	10	11	6	3	1

Technical Fouls: Parrish 2<sup>nd</sup> 15:07 Rice 2<sup>nd</sup> 15:07

Shooting By Period	
1 <sup>st</sup> FG%	19-34 55.9%
3PT%	5-13 38.5%
FT%	7-10 70%
2 <sup>nd</sup> FG%	10-28 35.7%
3PT%	2-12 16.7%
FT%	11-14 78.6%
GM FG%	29-62 46.8%
3PT%	7-25 28.0%
FT%	18-24 75.0%
Dead Ball Rebounds: 3.2	

Purdue - 83

Record: 8-2 (1-1)

NO. Name	Min	FG M-A	3P M-A	FT M-A	Rebounds OR DR TOT	Fouls PF FD	TP	AS	ST	Blocks BS BA	+
4 Trey Kaufman-Renn	F 32:17	9-18	0-1	3-3	3 5 8	3 6	21	2	1	0	3
23 Camden Heide	F 27:47	5-8	1-4	4-4	0 0 3	1 3	15	0	0	0	5
2 Fletcher Loyer	G 34:58	4-11	3-7	1-3	1 6 7	3 4	12	1	1	0	0
3 Braden Smith	G 40:00	9-15	5-9	1-2	0 4 4	1 4	24	10	1	2	1
5 Myles Colvin	G 24:47	2-5	0-2	0-0	4 3 7	1 0	4	0	1	0	1
24 Gicarmi Harris	09:33	0-1	0-1	0-0	0 0 0	1 0	0	0	0	0	-1
34 Raleigh Burgess	04:12	0-1	0-0	0-0	0 1 1	0 0	0	0	0	0	0
8 Caleb Furst	12:13	2-3	0-0	1-1	1 0 1	1 0	2	5	0	1	0
44 Will Berg	03:31	1-1	0-0	0-0	0 0 0	0 0	2	0	0	0	-3
0 C.J. Cox	10:42	0-3	0-2	0-0	0 1 1	1 0	0	0	3	0	0
Team					1 1 2		0	0			
Totals	32:66	9-26	10-13	10 24 34	13 18	83	13	8	4	4	5

Technical Fouls: NONE

Shooting By Period	
1 <sup>st</sup> FG%	13-35 37.1%
3PT%	2-10 20.0%
FT%	3-3 100%
2 <sup>nd</sup> FG%	19-31 61.3%
3PT%	7-16 43.8%
FT%	7-10 70%
GM FG%	32-66 48.5%
3PT%	9-26 34.6%
FT%	10-13 76.9%
Dead Ball Rebounds: 2.1	

OSU		UMD		Points from Turnovers		Period by Period Scoring	
Biggest lead	0 (1 <sup>st</sup> 20:00)	40 (2 <sup>nd</sup> 15:28)		Turnovers	13 22	1st 2nd TOT	
Best Scoring Run	7 (2 <sup>nd</sup> 9:15)	11 (1 <sup>st</sup> 10:12)		Paint	34 34		
Lead Changes	0			Second Chance	11 11		
Times Tied	1			Fast Breaks	4 3		
Time with Lead	00:00	39:00		Bench	18 14		
				UMD	50 33 83		

UMD		PUR		Points from Turnovers		Period by Period Scoring	
Biggest lead	7 (2 <sup>nd</sup> 19:41)	10 (2 <sup>nd</sup> 2:00)		Turnovers	11 14	1st 2nd TOT	
Best Scoring Run	8 (2 <sup>nd</sup> 8:25)	10 (2 <sup>nd</sup> 5:21)		Paint	32 42		
Lead Changes	15			Second Chance	12 16		
Times Tied	13			Fast Breaks	9 10		
Time with Lead	17:01	16:34		Bench	3 7		
				UMD	36 42 78		
				PUR	31 52 83		



Official Basketball Box Score - Final  
**Saint Francis at Maryland**  
12/17/24 XFINITY Center, College Park  
2024-25 Men's Basketball

Game Time: 7:30 PM  
Game Duration: 1:37  
Attendance: 10,555



Official Basketball Box Score - Final  
**Syracuse at Maryland**  
12/21/24 Barclays Center, Brooklyn, N.Y.  
2024 Nutrilite Gotham Classic

Game Time: 12:00 P  
Game Duration: 1:1  
Attendance: 8,0

Officials: Paul Szeic, Mike Littlewood, Amy Bonner

Officials: Matt Potter, Steve Honacki, Mike Pal

Saint Francis - 57

Record: 4-8

NO. Name	Min	FG M-A	3P M-A	FT M-A	Rebounds OR DR TOT	Fouls PF FD	TP	AS	ST	Blocks BS BA	+
3 Miles Webb	F 25:10	3-6	0-1	0-1	0 7 7	1 2	6	1	0	0	-34
5 Daemar Kelly	F 31:50	4-11	0-3	0-0	0 0 0	2 0	8	2	2	0	-38
4 Juan Cranford, Jr.	G 30:24	8-11	3-6	2-2	1 1 2	0 1	21	1	2	0	-32
11 Riley Parker	G 29:58	2-6	0-1	0-0	0 1 1	1 2	4	2	0	0	-39
14 Bobby Rosenberger	G 23:21	0-8	0-5	0-0	2 2 3	0 3	0	3	1	0	-24
32 Aidan Harris	11:07	2-2	0-0	0-0	1 1 2	0 0	4	0	2	0	-16
7 Jeremy Clayville	22:38	4-9	3-6	0-0	0 1 1	3 2	11	3	2	1	0
0 Chris Moncrief	05:40	0-2	0-0	0-0	0 0 0	0 1	0	0	0	1	-10
31 Valentino Pinedo	10:04	0-3	0-0	0-0	2 2 4	1 0	1	1	2	0	-19
15 Victor Payne	07:25	1-1	1-1	0-0	0 0 0	0 0	3	0	0	0	-17
1 KJ Swain	02:23	0-0	0-0	0-0	0 0 0	0 0	0	0	0	0	-10
Team					1 2 3		0	2			
Totals	24:59	7-23	2-3	3 17 20	14 9	57	15	15	2	1	-54

Technical Fouls: NONE

Shooting By Period	
1 <sup>st</sup> FG%	13-31 41.9%
3PT%	3-11 27.3%
FT%	0-1 0%
2 <sup>nd</sup> FG%	11-28 39.3%
3PT%	4-12 33.3%
FT%	2-2 100%
GM FG%	24-59 40.7%
3PT%	7-23 30.4%
FT%	2-3 66.7%
Dead Ball Rebounds: 0.0	

Syracuse - 60

Record: 5-6

NO. Name	Min	FG M-A	3P M-A	FT M-A	Rebounds OR DR TOT	Fouls PF FD	TP	AS	ST	Blocks BS BA	+
1 Donnie Freeman	F 25:37	6-10	1-3	2-2	1 6 7	2 4	15	4	3	0	-5
4 Chris Bell	F 16:50	1-4	0-1	0-0	0 0 0	0 1	2	0	0	0	-28
13 Jyare Davis	F 12:01	0-2	0-0	0-0	0 0 0	0 0	0	0	3	0	-23
44 Eddie Lampkin	C 32:43	4-10	1-1	0-0	4 6 10	2 2	9	4	3	1	0
5 Jaquan Carlos	G 40:00	1-5	0-0	0-0	0 3 3	0 1	2	4	4	0	-27
8 Elijah Moore	22:01	7-11	2-3	0-0	0 0 0	1 0	16	1	2	2	0
0 Kyle Cuffe, Jr.	16:45	4-9	2-5	0-0	0 0 0	0 1	10	3	3	0	-18
3 Lucas Taylor	23:10	2-4	2-3	0-0	0 3 3	1 0	6	1	1	2	0
6 Petar Majstorovic	10:53	0-3	0-0	0-0	1 4 5	2 1	0	3	1	0	-2
Team					0 3 3		0	1			
Totals	25:58	8-16	2-2	6 25 31	8 10	60	17	21	5	1	-27

Technical Fouls: NONE

Shooting By Period		
1 <sup>st</sup> FG%	8-29	27.6%
3PT%	1-6	16.7%
FT%	0-0	0%
2 <sup>nd</sup> FG%	17-29	58.6%
3PT%	7-10	70.0%
FT%	2-2	100%
GM FG%	25-58	43.1%
3PT%	8-16	50.0%
FT%	2-2	100%

## 2024-25 STATISTICS



Official Basketball Box Score - Final  
**UMES at Maryland**  
12/28/24 XFINITY Center, College Park  
2024-25 Men's Basketball

Game Time: 12:00 PM  
Game Duration: 1:51  
Attendance: 11,058

Officials: Earl Walton, D.J. Carstensen, Edwin Young

UMES - 66

Record: 4-12

NO. Name	Min	FG M-A	3P M-A	FT M-A	Rebounds OR DR TOT	Fouls PF FD	TP	AS	TO	ST	Blocks BS BA	+/-
22 Maurice Vassel	F 07:22	1-4	0-0	0-0	1 0 1	5 0	2	0	1	0	0 0	-5
35 Christopher Flippin	F 36:29	4-9	0-0	0-0	4 2 6	3 5	14	0	0	2	1 1	-15
0 Ketrone Shaw	G 36:22	9-16	0-1	2-4	3 6 9	0 4	20	2	5	1	0 1	-20
2 Hassan Perkins	G 30:46	4-5	0-1	0-0	1 1 2	1 1	8	3	1	1	0 0	-20
3 Evan Johnson	G 32:59	6-12	3-7	0-0	0 5 5	1 3	15	1	2	1	0 0	-18
24 Jalen Ware	16:45	0-3	0-2	0-0	0 3 3	4 0	0	1	0	0	1 0	4
5 Cardell Bailey	10:05	1-2	1-1	0-0	1 0 1	2 1	3	0	1	0	0 0	10
1 Ralph Martino Jr.	19:24	0-6	0-2	0-0	2 3 5	2 0	0	0	1	2	0 1	-14
4 Kyrell Shaw	06:10	2-4	0-2	0-0	0 0 0	0 0	4	1	0	0	0 0	-3
10 Jose Cuello	01:38	0-0	0-0	0-0	0 0 0	0 0	0	0	0	0	0 0	6
Team					0 1 1		0		3			
Totals		27-61	4-16	8-12	12 21 33	18 14	66	8	14	7	2 3	-15

Technical Fouls:NONE

Maryland - 81

Record: 11-2

NO. Name	Min	FG M-A	3P M-A	FT M-A	Rebounds OR DR TOT	Fouls PF FD	TP	AS	TO	ST	Blocks BS BA	+/-
9 Seltan Miguel	F 26:18	4-13	1-7	1-1	1 1 2	0 1	10	2	1	2	0 0	7
10 Julian Reese	F 31:29	8-12	0-0	7-12	6 5 11	2 10	23	2	1	0	2 0	29
25 Derik Queen	C 25:20	6-11	0-0	6-7	3 11 14	2 4	18	1	6	2	0 1	13
0 Ja'Kobi Gillespie	G 35:05	3-7	1-4	2-2	2 0 2	1 2	9	9	2	0	0 1	28
1 Rodney Rice	G 30:29	2-8	1-3	0-0	0 1 1	1 0	5	2	1	0	0 0	23
5 DeShawn Harris-Smith	18:47	2-3	1-2	0-0	0 2 2	2 0	5	1	0	0	0 0	10
22 Jordan Geronimo	09:35	4-5	1-1	0-0	1 1 2	1 1	9	0	0	0	0 0	-6
6 Tafara Gapare	07:40	1-1	0-0	0-0	0 0 0	2 0	2	0	0	0	1 0	-11
8 Jaylton Young	08:17	0-2	0-0	0-0	0 0 0	1 0	0	0	1	0	0 1	-21
7 Malachi Palmer	07:00	0-1	0-1	0-0	0 0 0	2 0	0	0	0	0	0 0	3
Team					2 1 3		0		0			
Totals		30-63	5-18	16-22	15 22 37	14 18	81	17	12	8	3 2	15

Technical Fouls:NONE

	UMES	UMD							
Biggest lead	0 (1 <sup>st</sup> 20:00)	23 (2 <sup>nd</sup> 2:26)	Points from	UMES	UMD	Period by Period Scoring			
Best Scoring Run	8 (1 <sup>st</sup> 11:36)	9 (1 <sup>st</sup> 14:31)	Turnovers	16	23	UMES	1st	2nd	TOT
Lead Changes	0		Paint	36	46		42	66	
Times Tied	1		Second Chance	12	20	UMD	40	41	81
Time with Lead	00:00	38:43	Fast Breaks	9	13				
			Bench	7	16				



Official Basketball Box Score - Final  
**Maryland at Oregon**  
01/05/25 Matthew Knight Arena, Eugene  
2024-25 Men's Basketball

Game Time: 1:00 PM  
Game Duration: 2:0  
Attendance: 7,42

Officials: Mike Littlewood, Brian Dorsey, Kelly Peila

Maryland - 79

Record: 11-4 (1-3)

NO. Name	Min	FG M-A	3P M-A	FT M-A	Rebounds OR DR TOT	Fouls PF FD	TP	AS	TO	ST	Blocks BS BA	+/-
9 Seltan Miguel	F 24:23	3-7	1-3	2-3	0 1 1	2 2	9	0	2	1	0 0	-15
10 Julian Reese	F 26:06	3-8	0-0	0-1	4 2 6	3 3	6	3	0	0	1 0	-20
25 Derik Queen	C 33:39	6-13	0-2	5-7	2 3 5	5 17	2	2	2	2	2 2	-10
0 Ja'Kobi Gillespie	G 28:29	6-14	3-7	1-2	0 2 2	2 1	16	2	3	1	0 1	-16
1 Rodney Rice	G 30:35	5-8	3-5	6-6	2 1 3	2 3	19	4	1	0	0 0	6
5 DeShawn Harris-Smith	24:31	2-3	0-1	0-0	0 5 5	3 0	4	2	0	0	0 0	1
6 Tafara Gapare	19:38	0-1	0-0	0-0	1 2 3	3 1	0	1	1	1	2 0	21
8 Jaylton Young	12:02	3-3	2-2	0-0	0 3 3	0 0	8	2	0	2	0 0	12
22 Jordan Geronimo	00:37	0-0	0-0	0-0	0 0 0	1 0	0	0	0	0	0 0	1
Team					1 1 2		0		0			
Totals		28-59	9-21	14-19	10 20 30	18 15	79	16	10	7	5 3	-4

Technical Fouls:Queen 2<sup>nd</sup>0:14

Oregon - 83

Record: 13-2 (2-2)

NO. Name	Min	FG M-A	3P M-A	FT M-A	Rebounds OR DR TOT	Fouls PF FD	TP	AS	TO	ST	Blocks BS BA	+/-
2 Jadrian Tracey	F 31:00	3-5	2-3	2-2	1 2 3	2 4	10	4	1	1	0 0	14
21 Brandon Angel	F 20:40	2-7	0-4	0-0	0 1 1	1 1	4	0	1	0	0 1	5
32 Nate Bittle	C 31:42	6-10	2-5	2-3	2 4 6	3 12	16	2	3	1	2 0	11
3 Jackson Sheldad	G 35:26	8-10	5-5	2-2	0 5 5	1 3	23	2	0	0	0 13	
5 TJ Bamba	G 16:34	1-8	0-3	2-2	0 0 0	1 4	4	2	0	3	0 0	-17
10 Kwame Evans Jr.	19:20	3-5	1-3	3-4	1 6 7	4 2	10	2	0	0	0 0	-1
0 Ra'Heim Moss	08:15	1-3	0-1	0-0	2 0 2	0 1	2	0	0	0	0 0	-12
7 Supreme Cook	08:18	0-0	0-0	0-0	0 1 1	1 0	0	0	1	0	0 0	-7
9 Keeshawn Barthelemy	28:45	5-8	2-4	2-2	0 4 4	2 2	14	5	0	0	1 1	14
Team					2 1 3		0		1			
Totals		29-56	12-28	13-15	8 24 32	15 18	83	15	9	5	3 5	4

Technical Fouls:NONE

	MAR	ORE							
Biggest lead	13 (1 <sup>st</sup> 10:09)	9 (2 <sup>nd</sup> 16:07)	Points from Turnovers	MAR	ORE	Period by Period Scoring			
Best Scoring Run	8 (1 <sup>st</sup> 11:33)	14 (2 <sup>nd</sup> 16:07)	Paint	32	32		1st	2nd	TOT
Lead Changes	5		Second Chance	14	15	MAR	45	34	79
Times Tied	4		Fast Breaks	11	13	ORE	42	41	83
Time with Lead	25:06	12:09	Bench	12	26				



Official Basketball Box Score - Final  
**Maryland at Washington**  
01/02/25 Alaska Airlines Arena, Seattle, WA  
2024-25 Men's Basketball

Game Time: 5:30 P  
Game Duration: 31

Officials: Verne Harris, Jason Phillips, Randy Richards

Maryland - 69

Record: 11-3 (1-2)

NO. Name	Min	FG M-A	3P M-A	FT M-A	Rebounds OR DR TOT	Fouls PF FD	TP	AS	TO	ST	Blocks BS BA	+/-
9 Seltan Miguel	F 36:20	4-13	1-2	3-4	0 2 2	1 3	12	0	0	1	0 0	-2
10 Julian Reese	F 36:45	9-12	0-0	4-6	1 6 7	5 4	22	0	2	2	1 2	-4
25 Derik Queen	C 17:38	1-7	0-0	2-5	0 1 1	4 6	4	0	2	1	1 0	-4
0 Ja'Kobi Gillespie	G 18:02	0-6	0-2	1-2	0 0 0	5 1	1	2	3	0	0 0	-6
1 Rodney Rice	G 31:47	5-11	0-4	0-0	1 4 5	2 1	10	2	1	1	0 0	-9
5 DeShawn Harris-Smith	21:12	2-3	1-2	3-3	0 1 1	3 2	8	2	1	2	0 0	-4
6 Tafara Gapare	04:06	0-0	0-0	0-0	0 1 1	0 0	0	0	1	0	0 0	2
8 Jaylton Young	12:52	0-0	0-0	2-2	0 1 1	1 2	2	1	0	0	0 0	2
22 Jordan Geronimo	21:18	5-6	0-1	0-0	3 3 6	2 0	10	0	1	0	3 0	-5
Team					4 1 5		0		0			
Totals		26-58	2-11	15-22	9 20 29	23 19	69	7	11	7	5 2	-6

Technical Fouls:NONE

Washington - 75

Record: 10-4 (1-2)

NO. Name	Min	FG M-A	3P M-A	FT M-A	Rebounds OR DR TOT	Fouls PF FD	TP	AS	TO	ST	Blocks BS BA	+/-
1 Great Osobor	F 36:08	8-12	1-3	3-5	4 10 14	3 7	20	4	6	3	1 1	6
32 Wilhelm Breidenbach	F 19:01	2-6	1-4	0-0	0 1 1	1 1	5	0	0	1	0 0	-5
0 Mekhi Mason	G 15:03	0-6	0-5	2-2	0 0 0	1 1	2	0	2	0	0 0	-7
6 Tyree Ihenacho	G 31:03	2-2	0-0	0-0	0 4 4	1 1	4	0	2	0	0 0	-2
8 Tyler Harris	G 14:37	0-0	0-0	0-0	1 0 1	2 1	0	0	1	0	1 0	-4
9 Zoom Diallo	28:44	7-14	0-1	4-5	3 2 5	0 5	18	6	1	2	0 2	13
4 DJ Davis	24:22	4-9	3-6	6-6	0 0 0	1 4	17	0	0	0	0 1	10
7 Christian King	04:50	0-2	0-2	0-0	2 2 2	0 0	0	1	0	0	0 0	1
13 Jase Butler	04:50	0-0	0-0	0-0	1 0 1	0 0	0	0	0	0	0 0	3
24 KC Ibekwe	06:00	0-0	0-0	2-4	1 0 1	4 2	2	0	0	0	0 0	1
12 Luis Kortright	15:22	3-6	0-3	1-1	0 2 2	2 2	7	0	0	1	0 0	12
Team					1 1 2		0		2			
Totals		26-57	5-24	18-23	11 22 33	19 23	75	11	14	7	2 5	6

Technical Fouls:NONE

	MD	WASH							
Biggest lead	9 (2 <sup>nd</sup> 16:22)	7 (2 <sup>nd</sup> 0:24)	Points from	MD	WASH	Period by Period Scoring			
Best Scoring Run	8 (1 <sup>st</sup> 1:48)	7 (2 <sup>nd</sup> 12:46)	Turnovers	16	11		1st	2nd	TOT
Lead Changes	16		Paint	28	32	MD	33	36	69
Times Tied	15		Second Chance	18	15		WASH	30	45
Time with Lead	23:21	10:11	Fast Breaks	0	4				
			Bench	20	44				



Official Basketball Box Score - Final  
**UCLA at Maryland**  
01/10/25 XFINITY Center, College Park  
2024-25 Men's Basketball

Game Time: 8:00 P  
Game Duration: 21  
Attendance: 15,1

Officials: Jeffrey Anderson, Michael Reed, Tim Corn

UCLA - 61

Record: 11-5 (2-3)

No.	Name	Min	FG		3P		FT		Rebounds			Fouls		TP	AS	TO	ST	Blocks		+/-
			M-A	M-A	M-A	M-A	OR	DR	TOT	PF	FD	BS	BA							
3	Eric Dailey Jr.	F 29:09	3-9	1-4	1-1	4	1	5	5	3	8	1	2	0	0	1	0	0	1	-13
34	Tyler Blodeau	F 34:40	7-12	0-0	4-6	3	1	4	2	6	18	0	4	1	0	2	1	0	16	-16
0	Kobe Johnson	G 38:44	2-5	1-3	2-2	2	4	6	2	3	7	4	2	1	0	0	0	0	17	-17
2	Dylan Andrews	G 17:22	3-6	1-3	0-0	0	1	1	2	2	7	1	3	1	0	1	0	1	11	-11
55	Skyy Clark	G 23:05	1-2	0-1	1-2	0	1	1	3	2	3	2	3	0	0	0	0	0	15	-15
12	Sebastian Mack	13:54	1-3	1-1	0-0	1	1	2	1	0	3	0	2	1	0	0	0	0	16	-16
24	William Kyle III	10:06	0-0	0-0	0-0	0	0	0	0	0	0	0	1	0	0	0	0	0	9	-9
1	Trent Perry	20:48	4-11	1-4	1-1	1	3	4	2	1	10	3	1	2	0	1	0	1	3	3
10	Lazar Stefanovic	08:47	1-4	1-2	2-2	1	2	3	1	1	5	0	2	0	0	0	0	0	2	2
15	Aday Mara	03:25	0-1	0-0	0-0	2	0	2	1	0	0	0	0	0	0	0	0	0	2	2
Team						1	1	2					0	0	1					
Totals					22-53	6-18	11-14	15	15	30	21	18	61	11	21	6	0	0	5	-18

## 2024-25 STATISTICS



Official Basketball Box Score - Final  
**Minnesota at Maryland**  
01/13/25 XFINTY Center, College Park  
2024-25 Men's Basketball

Game Time: 6:30 PM  
Game Duration: 2:01  
Attendance: 10,271



Official Basketball Box Score - Final  
**Maryland at Northwestern**  
01/16/25 Welsh-Ryan Arena, Evanston  
2024-25 Men's Basketball

Game Time: 8:00 PM  
Game Duration: 2:16  
Attendance: 5,871

Officials: Larry Sciotto, Earl Walton, Kevin Bril

Officials: Jason Phillips, Amy Bonner, Mike Littlewood

Minnesota - 71

Record: 8-9 (0-6)

NO. Name	Min	FG	3P	FT	Rebounds	Fouls	TP	AS	TO	ST	Blocks	+/-
3 Dawson Garcia	F 32:40	6-13	2-3	7-9	1 6 7	4 6	21	3	5	2	1 2	1
23 Parker Fox	F 29:00	2-7	0-0	2-2	1 3 4	2 2	6	4	2	1	2 1	-14
2 Mike Mitchell Jr.	G 22:40	2-4	2-4	0-0	0 3 3	2 6	0	2	0	0	0 0	-2
11 Femi Oduka	G 30:44	3-9	0-0	0-0	3 5 8	5 1	6	0	0	1	0 1	-1
25 Lu'cy Patterson	G 38:38	2-7	2-5	9-10	0 5 5	0 6	15	3	1	0	0 0	-11
1 Isaac Asuma	32:17	6-12	2-5	1-2	0 2 2	1 1	15	0	5	0	0 1	-3
00 Frank Mitchell	11:53	1-1	0-0	0-0	2 0 2	2 0	2	0	0	0	0 0	2
4 Kadyin Betts	01:48	0-0	0-0	0-0	0 0 0	0 0	0	0	0	0	0 0	0
24 Brennan Rigsby	00:20	0-0	0-0	0-0	0 0 0	2 0	0	0	0	0	0 0	-2
Team					1 3 4		0		1			
Totals		22-53	8-17	19-23	8 27 35	19 18	71	10	16	4	3 5	-6

Technical Fouls: NONE

Shooting By Period
1st FG% 12-24 50.0%
3PT% 5-9 55.6%
FT% 6-6 100%
2nd FG% 10-29 34.5%
3PT% 3-8 37.5%
FT% 13-17 76.5%
GM FG% 22-53 41.5%
3PT% 8-17 47.1%
FT% 19-23 82.6%
Dead Ball Rebounds: 3.0

Maryland - 74

Record: 13-5 (3-4)

NO. Name	Min	FG	3P	FT	Rebounds	Fouls	TP	AS	TO	ST	Blocks	+/-
9 Seltun Miguel	F 35:31	2-9	0-4	0-0	0 4 4	0 0	4	3	1	1	0 2	1
10 Julian Reese	F 38:09	5-13	0-0	13-14	2 5 7	3 7	23	0	3	0	2 1	-2
25 Derik Queen	C 33:02	4-9	0-0	1-1	5 9 14	4 4	9	1	5	0	1 1	9
0 Ja'Kobi Gillespie	G 39:31	5-15	2-6	2-2	0 2 2	1 3	14	4	2	3	0 2	-9
1 Rodney Rice	G 28:27	3-9	2-5	2-2	1 1 2	5 2	10	1	2	0	0 1	1
5 DeShawn Harris-Smith	14:47	1-2	0-1	0-0	0 1 1	1 0	2	0	0	1	0 0	-10
6 Tafara Gapare	13:26	3-5	2-4	1-1	0 1 1	1 0	1	9	0	0	0 0	-10
8 Jaylton Young	19:40	1-1	0-0	1-2	0 1 1	1 1	3	1	2	0	0 0	8
22 Jordan Geronimo	02:27	0-0	0-0	0-0	0 1 1	0 0	0	0	0	0	0 0	2
Team			5 1 6				0	2				
Totals		24-63	6-20	20-22	13 26 39	15 18	74	12	16	7	3 7	-2

Technical Fouls: NONE

Shooting By Period
1st FG% 11-24 45.8%
3PT% 4-9 44.4%
FT% 11-11 100%
2nd FG% 11-33 33.3%
3PT% 2-9 22.2%
FT% 7-9 77.8%
OT FG% 2-6 33.3%
3PT% 0-2 0.0%
FT% 2-2 100%
GM FG% 24-63 38.1%
3PT% 6-20 30.0%
FT% 20-22 90.9%
Dead Ball Rebounds: 4.0

Maryland - 77

Record: 13-4 (3-3)

NO. Name	Min	FG	3P	FT	Rebounds	Fouls	TP	AS	TO	ST	Blocks	+/-
9 Seltun Miguel	F 26:48	2-7	2-4	0-2	0 1 1	4 2	6	2	0	1	0 1	6
10 Julian Reese	F 27:47	2-7	0-0	0-0	2 6 8	3 1	4	0	2	1	2 2	8
25 Derik Queen	C 36:12	10-15	0-1	7-8	2 5 7	2 5	27	2	3	1	1 0	9
0 Ja'Kobi Gillespie	G 34:48	6-12	2-5	1-2	1 4 5	2 2	15	7	2	1	0 0	4
1 Rodney Rice	G 35:50	5-10	2-7	9-10	1 1 2	2 7	21	2	1	0	0 0	1
5 DeShawn Harris-Smith	09:15	0-0	0-0	2-2	0 1 1	2 2	2	0	0	1	0 0	-1
22 Jordan Geronimo	01:22	0-0	0-0	0-0	0 0 0	0 0	0	0	0	1	0 0	0
6 Tafara Gapare	14:39	1-3	0-1	0-0	0 1 1	3 0	2	1	0	0	2 0	0
8 Jaylton Young	13:19	0-1	0-1	0-0	0 2 2	0 0	0	1	0	0	0 0	8
Team			0 3 3				0		0			
Totals		26-55	6-19	19-24	6 24 30	18 19	77	14	10	6	5 3	6

Technical Fouls: NONE

Shooting By Period
1st FG% 12-30 40.0%
3PT% 3-12 25.0%
FT% 5-7 71.4%
2nd FG% 14-25 56.0%
3PT% 3-7 42.9%
FT% 14-17 82.4%
GM FG% 26-55 47.3%
3PT% 6-19 31.6%
FT% 19-24 79.2%
Dead Ball Rebounds: 1.0

Northwestern - 76

Record: 11-6 (2-4)

NO. Name	Min	FG	3P	FT	Rebounds	Fouls	TP	AS	TO	ST	Blocks	+/-
2 Nick Martinelli	F 45:00	9-14	1-2	3-4	0 3 3	3 3	22	3	5	0	1 0	2
34 Matthew Nicholson	C 21:32	2-3	0-0	1-4	2 5 7	4 2	5	0	0	0	0 1	2
1 Jalen Leach	G 39:42	3-8	0-1	2-3	1 3 4	4 3	8	6	1	1	1 0	5
13 Brooks Barnhizer	G 42:34	8-17	1-4	3-5	1 9 10	1 3	20	5	5	2	2 1	5
44 Angelo Ciaravino	G 16:14	1-3	0-2	1-1	0 0 0	1 1	3	1	1	0	0 0	-2
5 Keenan Fitzmorris	18:46	0-0	0-0	0-0	2 0 2	2 0	0	0	0	0	3 0	4
3 Ty Berry	32:34	5-13	3-8	2-2	1 2 3	1 3	15	2	1	0	0 0	1
24 K.J. Windham	06:18	1-2	1-2	0-0	0 0 0	0 0	3	0	0	0	0 0	-4
4 Blake Barkley	02:14	0-0	0-0	0-0	0 0 0	0 0	2	0	0	0	0 0	0
43 Blake Smith	00:06	0-0	0-0	0-0	0 0 0	0 0	0	0	0	0	0 0	-2
Team			2 2 4				0	0	0			
Totals		29-60	6-19	12-19	9 24 33	18 15	76	17	13	3	7 3	2

Technical Fouls: NONE

Shooting By Period
1st FG% 15-27 55.6%
3PT% 3-9 33.3%
FT% 5-7 71.4%
2nd FG% 11-27 40.7%
3PT% 3-8 37.5%
FT% 5-10 50%
OT FG% 3-6 50.0%
3PT% 0-2 0.0%
FT% 2-2 100%
GM FG% 29-60 48.3%
3PT% 6-19 31.6%
FT% 12-19 63.2%
Dead Ball Rebounds: 3.0

	MINN	UMD
Biggest lead	8 (1st 3:34)	11 (2nd 4:19)
Best Scoring Run	11 (1st 11:27)	7 (1st 15:26)
Lead Changes	7	
Times Tied	2	
Time with Lead	22:09	16:08

Points from	MINN	UMD
Turnovers	12	15
Paint	26	32
Second Chance	8	9
Fast Breaks	4	17
Bench	17	4

Period by Period Scoring			
	1st	2nd	TOT
MINN	35	36	71
UMD	32	45	77

	UMD	NU
Biggest lead	6 (1st 11:33)	10 (2nd 10:56)
Best Scoring Run	8 (1st OT 4:38)	13 (2nd 10:56)
Lead Changes	15	
Times Tied	16	
Time with Lead	14:25	22:10

Points from	UMD	NU
Turnovers	7	19
Paint	30	40
Second Chance	13	11
Fast Breaks	11	5
Bench	14	18

Technical Fouls:N				
Period by Period Scoring				
	1st	2nd	OT1	TOT
UMD	37	31	6	74
NU	38	30	8	76



Official Basketball Box Score - Final  
**Nebraska at Maryland**  
01/19/25 XFINTY Center, College Park  
2024-25 Men's Basketball

Game Time: 12:00 PM  
Game Duration: 1:59  
Attendance: 11,069



Official Basketball Box Score - Final  
**Maryland at Illinois**  
01/23/25 State Farm Center, Champaign, IL  
2024-25 Fighting Illini Men's Basketball

Game Time: 6:00 P  
Game Duration: 2:1  
Attendance: 15,5

Officials: Michael Irving, Kelly Pfeifer, Thomas Nuzuz

Officials: Paul Szec, Keith Kimble, Nate Han

Nebraska - 66

Record: 12-6 (2-5)

NO. Name	Min	FG	3P	FT	Rebounds	Fouls	TP	AS	TO	ST	Blocks	+/-
4 Juwan Gary	F 34:58	3-9	0-2	0-0	2 5 7	2 1	6	0	2	1	1 2	0
9 Berke Buyuktuncel	F 22:48	3-5	2-2	0-1	1 3 4	5 2	8	0	2	0	0 0	3
34 Braxton Meah	C 03:46	0-0	0-0	0-0	0 2 2	0 0	0	0	0	0	0 0	-4
3 Brice Williams	G 32:46	6-14	0-3	2-2	1 3 4	2 3	14	3	2	3	1 1	-9
24 Rollee Worster	G 24:54	2-5	0-0	0-0	0 1 1	1 0	4	1	1	1	0 1	-8
0 Connor Essegian	12:55	2-4	2-4	0-0	0 1 1	0 1	6	0	2	0	0 0	-3
23 Andrew Morgan	24:05	7-12	0-2	3-6	1 4 5	0 4	17	0	3	1	0 2	-7
1 Sam Holberg	16:21	3-3	2-2	0-0	0 1 1	3 0	8	1	0	0	0 0	7
2 Ahron Ulis	27:27	1-6	0-1	1-2	0 4 4	1 2	3	1	0	2	0 2	6
Team			4 3 7				0		0			
Totals		27-58	6-16	6-11	9 27 36	14 13	66	15	13	8	2 8	-3

Technical Fouls: NONE

Shooting By Period
1st FG% 15-27 55.6%
3PT% 3-6 50.0%
FT% 2-2 100%
2nd FG% 12-31 38.7%
3PT% 3-10 30.0%
FT% 4-9 44.4%
GM FG% 27-58 46.6%
3PT% 6-16 37.5%
FT% 6-11 54.5%
Dead Ball Rebounds: 3.0

Maryland - 91

Record: 15-5 (5-4)

NO. Name	Min	FG	3P	FT	Rebounds	Fouls	TP	AS	TO	ST	Blocks	+/-
9 Seltun Miguel	F 32:51	5-9	1-2	3-5	0 2 2	3 3	14	3	0	2	0 0	17
10 Julian Reese	F 30:48	12-23	0-0	3-3	7 10 17	2 3	27	1	1	0	3 3	13
25 Derik Queen	C 33:56	10-13	0-1	5-7	1 5 6	2 8	25	4	3	3	0 0	18
0 Ja'Kobi Gillespie	G 35:38	6-13	1-4	2-2	2 1 3	3 2	15	8	1	3	1 0	15
1 Rodney Rice	G 35:29	3-10	1-4	1-2	0 3 3	3 1	8	1	1	1	0 0	25
6 Tafara Gapare	12:43	0-2	0-0	2-4	0 2 2	4 3	2	1	0	0	0 0	9
8 Jaylton Young	08:32	0-1	0-0	0-0	0 1 1	1 1	0	0	0	1	0 1	6
5 DeShawn Harris-Smith	08:47	0-1	0-1	0-0	1 2 3	2 0	0	0	1	0	0 0	0
7 Malachi Palmer	01:16	0-0	0-0	0-0	0 0 0	0 0	0	0	0	0	0 0	2
Team			0 3 3				0	0	0			
Totals		36-72	3-12	16-23	11 29 40	19 22	91	18	7	10	4 4	21

Technical Fouls: NONE

Shooting By Period
1st FG% 18-39 46.2%
3PT% 0-3 0.0%
FT% 2-5 40%
2nd FG% 18-33 54.5%
3PT% 3-9 33.3%
FT% 14-18 77.8%
GM FG% 36-72 50.0%
3PT% 3-12 25.0%
FT% 16-23 69.6%
Dead Ball Rebounds: 3.3

Maryland - 69

Record: 14-5 (4-4)

NO.	Name	Min	FG	3P	FT	Rebounds	Fouls	TP	AS	TO	ST	Blocks	+/-
			M-A	M-A	M-A	OR DR TOT	FFD FT						
9	Seltun Miguel	F 29:55	5-14	3-8	0-0	0 1 1	1 0	13	3	2	0	1 0	3
10	Julian Reese	F 32:05	4-8	0-0	0-0	2 8 10	4 2	8	1	0	2	4 0	5
25	Derik Queen	C 26:40	0-4	0-0	3-4	2 5 7	1 2	3	2	3	0	0	-11
0	Ja'Kobi Gillespie	G 36:28	8-15	5-9	1-2	0 0 0	2 2	22	5	2	4	0	8
1	Andrew Rice	G 32:16	5-10	2-7	0-0	1 2 3	1 1	15	2	0	0	0	5
8	Jaylawn Young	O 09:50	0-0	0-0	0-0	0 1 1	0 0	1	0	0	0	0	-5
6	DeShawn Harris-Smith	I 11:58	1-1	0-0	0-0	0 1 1	1 0	2	1	1	1	0	-2
6	Tafara Gapare	O 09:38	2-4	0-1	0-0	1 1 2	1 0	4	0	1	0	1	0
22	Jordan Geronimo	I 11:10	1-2	0-0	0-2	3 4 7	3 3	2	0	0	0	2	11
Totals			26-58	10-25	7-12	8 24 32	13 14	69	15	12	8	8 2	3

## 2024-25 STATISTICS



Official Basketball Box Score - Final  
**Maryland at Indiana**  
01/26/25 Simon Skjott Assembly Hall, Bloomington  
2024-25 Men's Basketball

Game Time: 12:00 PM  
Game Duration: 1:59  
Attendance: 17,222

Officials: Jeffrey Anderson, Earl Walton, James Breeding

Maryland - 79

Record: 16-5 (6-4)

NO. Name	Min	FG M-A	3P M-A	FT M-A	Rebounds OR DR TOT	Fouls PF FD	TP	AS	TO	ST	Blocks BS BA	+
9 Seltón Miguel	F 34:55	6-12	3-6	0-0	0 2 2	2 1	15	0	2	0	0 0	5
10 Julian Reese	F 35:57	5-8	0-0	4-4	3 7 10	4 4	14	2	1	1	2 0	7
25 Derik Queen	C 34:48	3-8	0-1	1-2	2 9 11	3 5	7	3	1	1	2 0	-5
0 Ja'Kobi Gillespie	G 35:06	7-17	4-10	0-0	2 1 3	2 0	18	9	3	1	1 1	8
1 Rodney Rice	G 38:04	8-13	5-7	2-3	0 1 1	2 1	23	0	2	1	0 1	-6
5 DeShawn Harris-Smith	07:12	0-1	0-0	0-0	0 0 0	1 0	0	0	0	0	0 0	3
22 Jordan Geronimo	05:26	0-0	0-0	0-0	0 2 2	1 0	0	0	0	0	0 0	-4
8 Jayhlón Young	04:54	0-1	0-0	0-0	1 0 1	0 0	0	0	0	0	0 0	-7
6 Tafari Gapare	03:38	1-1	0-0	0-0	0 0 0	2 0	2	0	1	0	0 0	4
Team					5 0 5		0					
Totals		30-61	12-24	7-9	13 22 35	17 11	79	14	10	4	5 2	1

Technical Fouls: NONE

Indiana - 78

Record: 14-7 (5-5)

NO. Name	Min	FG M-A	3P M-A	FT M-A	Rebounds OR DR TOT	Fouls PF FD	TP	AS	TO	ST	Blocks BS BA	+
5 Malik Reneau	F 23:43	5-14	0-1	0-0	3 3 6	4 1	10	2	2	0	0 2	-3
21 Mackenzie Mgbako	F 28:02	7-12	2-5	0-1	2 3 5	1 2	16	0	0	0	0 0	-2
1 Oumar Ballo	C 39:01	6-12	0-0	2-2	4 6 10	1 2	14	3	2	1	2 2	1
1 Myles Rice	G 34:37	5-11	3-5	3-4	0 1 1	0 3	16	3	1	0	0 1	2
3 Anthony Leal	G 18:48	2-3	0-0	2-2	2 3 5	1 5	6	2	0	0	1 0	-2
10 Luke Goode	17:16	2-5	2-3	2-3	0 2 2	4 1	8	0	0	0	0 0	0
32 Trey Galloway	31:00	3-5	0-2	0-1	0 0 0	0 2	6	5	2	2	0 0	-1
9 Kanaan Carlyle	07:33	1-2	0-1	0-2	1 0 1	0 1	2	0	0	1	0 0	0
Team					2 0 2		0					
Totals		31-64	7-17	9-15	14 18 32	11 17	78	15	7	5	2 5	-1

Technical Fouls: NONE

	UMD	IND
Biggest lead	10 (2 <sup>nd</sup> 9:34)	5 (2 <sup>nd</sup> 3:07)
Best Scoring Run	7 (1 <sup>st</sup> 9:57)	10 (2 <sup>nd</sup> 3:07)
Lead Changes	9	
Times Tied	3	
Time with Lead	29:05	09:04

Points from Turnovers	UMD	IND
	10	12
Paint	30	40
Second Chance	13	17
Fast Breaks	16	13
Bench	2	16

Period by Period Scoring	1st	2nd	TOT
UMD	38	41	79
IND	37	41	78

Shooting By Period
1 <sup>st</sup> FG% 14-31 41.2%
3PT% 4-10 40.0%
FT% 6-7 85.7%
2 <sup>nd</sup> FG% 16-27 59.3%
3PT% 8-14 57.1%
FT% 1-2 50%
GM FG% 30-61 49.2%
3PT% 12-24 50.0%
FT% 7-9 77.8%
Dead Ball Rebounds: 2, 0



Official Basketball Box Score - Final  
**Wisconsin at Maryland**  
01/29/25 XFINITY Center, College Park  
2024-25 Men's Basketball

Game Time: 7:00 P  
Game Duration: 21  
Attendance: 17,9

Officials: Kelly Pfeiler, Michael Reed, Verne Har

Wisconsin - 68

Record: 16-5 (6-4)

NO. Name	Min	FG M-A	3P M-A	FT M-A	Rebounds OR DR TOT	Fouls PF FD	TP	AS	TO	ST	Blocks BS BA	+
22 Steven Crowl	F 31:50	4-9	0-2	2-3	4 5 9	2 3	10	3	2	0	1 0	-10
31 Nolan Winter	F 20:29	3-8	1-3	2-3	0 2 2	4 1	9	3	0	0	1 1	13
9 John Tonje	G 32:00	8-16	5-8	2-2	2 4 6	3 1	23	0	2	0	0 1	8
11 Max Klesmit	G 30:58	1-8	1-6	2-4	1 6 7	2 6	5	3	1	1	0 0	-4
25 John Blackwell	G 26:56	3-6	1-2	3-5	0 3 3	4 4	10	1	2	0	0 1	0
4 Kamari McGee	22:48	2-8	1-3	4-4	0 2 2	1 2	9	1	1	0	0 1	-19
7 Carter Gilmore	16:43	1-2	0-1	0-0	2 3 5	2 1	2	0	0	0	0 0	-12
33 Jack Janicki	09:05	0-0	0-0	0-0	0 0 0	0 0	0	0	0	1	0 0	-10
13 Xavier Amos	09:11	0-2	0-2	0-0	0 0 0	1 0	0	1	1	0	1 0	-6
Team					3 2 5		0					
Totals		22-59	9-27	15-21	12 27 39	19 18	68	12	10	2	3 4	-8

Technical Fouls: NONE

Maryland - 76

Record: 17-6 (7-4)

NO. Name	Min	FG M-A	3P M-A	FT M-A	Rebounds OR DR TOT	Fouls PF FD	TP	AS	TO	ST	Blocks BS BA	+
9 Seltón Miguel	F 33:53	4-8	4-5	0-0	0 2 2	4 0	12	2	0	0	0 0	-2
10 Julian Reese	F 29:47	6-9	0-0	2-2	2 6 8	2 5	14	0	2	0	1 1	1
25 Derik Queen	C 30:45	3-14	0-0	6-8	2 10 12	3 5	12	2	0	1	2 0	5
0 Ja'Kobi Gillespie	G 34:51	4-13	3-9	5-6	3 4 7	1 4	16	5	4	2	0 0	7
1 Rodney Rice	G 29:51	5-9	3-6	3-5	0 1 1	4 3	16	2	0	1	0 0	8
5 DeShawn Harris-Smith	16:49	1-3	1-1	0-0	2 2 4	0 0	3	1	1	0	0 2	10
6 Tafari Gapare	18:31	1-3	1-2	0-0	0 3 3	3 2	3	0	0	0	1 0	9
8 Jayhlón Young	05:14	0-1	0-1	0-0	0 0 0	1 0	0	1	0	0	0 0	2
22 Jordan Geronimo	00:19	0-0	0-0	0-0	0 0 0	0 0	0	0	0	0	0 0	0
Team					0 1 1		0					
Totals		24-60	12-24	16-21	9 29 38	18 19	76	13	8	4	4 3	8

Technical Fouls: NONE

	WISC	UMD
Biggest lead	7 (1 <sup>st</sup> 6:52)	11 (2 <sup>nd</sup> 2:44)
Best Scoring Run	9 (2 <sup>nd</sup> 16:24)	11 (2 <sup>nd</sup> 8:36)
Lead Changes	5	
Times Tied	3	
Time with Lead	22:49	14:20

Points from Turnovers	WISC	UMD
	11	11
Paint	24	20
Second Chance	12	7
Fast Breaks	4	9
Bench	11	6

Period by Period Scoring	1st	2nd	TOT
WISC	31	37	68
UMD	32	44	76



Official Basketball Box Score - Final  
**Maryland at Ohio State**  
02/06/25 Value City Arena, Columbus, Ohio  
2024-25 Men's Basketball

Game Time: 7:00 P  
Game Duration: 2:2  
Attendance: 10,15

Officials: Jeffrey Anderson, Kelly Pfeiler, Larry Scott

Maryland - 70

Record: 17-6 (7-5)

NO. Name	Min	FG M-A	3P M-A	FT M-A	Rebounds OR DR TOT	Fouls PF FD	TP	AS	TO	ST	Blocks BS BA	+
9 Seltón Miguel	F 35:00	3-9	1-4	0-2	0 1 1	2 1	7	0	3	0	0 0	-6
10 Julian Reese	F 34:39	7-9	0-0	10-11	4 9 13	1 7	24	1	4	0	2 0	2
25 Derik Queen	C 35:59	3-7	0-0	7-13	1 7 8	2 9	13	2	1	1	2 2	-1
0 Ja'Kobi Gillespie	G 27:16	3-11	0-3	0-0	1 4 5	4 0	6	4	1	1	0 1	-1
1 Rodney Rice	G 37:31	7-15	2-4	2-2	1 2 3	2 2	18	3	1	0	0 0	-1
8 Jayhlón Young	11:54	0-1	0-1	2-2	0 1 1	2 1	2	0	1	0	0 0	-1
5 DeShawn Harris-Smith	06:12	0-1	0-1	0-0	0 0 0	3 0	0	0	0	0	0 0	-9
22 Jordan Geronimo	03:45	0-1	0-0	0-0	0 0 0	0 0	0	0	0	0	0 1	-2
6 Tafari Gapare	05:24	0-1	0-0	0-0	0 1 1	3 0	0	0	0	0	0 1	-3
7 Malachi Palmer	02:20	0-0	0-0	0-0	0 0 0	1 0	0	0	0	0	0 0	2
Team					4 0 4		0					
Totals		23-55	3-13	21-30	11 25 36	20 20	70	10	12	2	4 5	-3

Technical Fouls: NONE

Ohio State - 73

Record: 14-9 (6-6)

NO. Name	Min	FG M-A	3P M-A	FT M-A	Rebounds OR DR TOT	Fouls PF FD	TP	AS	TO	ST	Blocks BS BA	+
8 Micah Parrish	F 35:40	5-9	1-3	2-3	3 3 6	2 5	13	0	2	1	0 1	11
13 Sean Stewart	F 15:47	1-3	0-0	0-0	1 1 2	5 1	2	0	0	2	0 0	-4
21 Devin Royal	F 33:38	3-7	0-1	1-2	3 8 11	3 2	7	1	3	0	1 0	5
0 John Mobley Jr.	G 32:22	3-12	1-7	1-1	0 0 0	1 3	8	3	1	0	0 1	-4
2 Bruce Thornton	G 40:00	11-18	2-4	7-8	0 5 5	3 7	31	6	2	3	1 1	3
17 Ivan Njegovan	09:22	1-1	0-0	0-0	0 0 0	1 0	2	1	0	0	0 0	-5
12 Evan Mahaffey	20:12	2-3	0-0	2-2	0 3 3	5 1	6	0	0	1	1 0	8
6 Ques Glover	12:59	1-6	0-1	2-2	0 1 1	0 1	4	0	0	0	1 1	1
Team					1 1 2		0					
Totals		27-59	4-16	15-18	8 22 30	20 20	73	11	9	7	5 4	3

Technical Fouls: NONE

	MAR	OSU
Biggest lead	17 (1 <sup>st</sup> 3:30)	3 (2 <sup>nd</sup> 0:07)
Best Scoring Run	8 (1 <sup>st</sup> 16:54)	8 (2 <sup>nd</sup> 5:30)
Lead Changes	3	
Times Tied	2	
Time with Lead	37:43	01:29

Points from Turnovers	MAR	OSU
	6	9
Paint	28	38
Second Chance	7	10
Fast Breaks	3	8
Bench	2	12

Period by Period Scoring	1st	2nd	TOT
MAR	41	29	70
OSU	32	41	73

Shooting By Period
1 <sup>st</sup> FG% 16-27 59.3%
3PT% 1-7 14.3%
FT% 8-12 66.7%
2 <sup>nd</sup> FG% 7-28 25.0%
3PT% 2-6 33.3%
FT% 13-18 72.2%
GM FG% 23-55 41.8%
3PT% 3-13 23.1%
FT% 21-30 70.0%
Dead Ball Rebounds: 5, 1



Official Basketball Box Score - Final  
**Rutgers at Maryland**  
02/09/25 XFINITY Center, College Park  
2024-25 Men's Basketball

Game Time: 12:00 P  
Game Duration: 21  
Attendance: 17,0

Officials: Paul Szele, Michael Irving, D.J. Carstens

Rutgers - 81

Record: 12-12 (5-8)

No.	Name	Min	FG	3P	FT	Rebounds			Fouls		TP	AS	TO	ST	Blocks	+/-	
			M-A	M-A	M-A	OR	DR	TOT	PF	FD					BS		BA
9	Dylan Grant	F 29:35	6-12	0-4	7-9	6	2	8	3	6	19	0	1	1	0	1	3
24	Lathan Sommerville	C 23:13	5-9	0-0	2-3	2	7	9	4	2	12	0	2	0	0	0	-8
2	Dylan Harper	G 37:20	7-17	0-4	6-6	1	3	4	3	3	20	4	2	0	0	0	-7
4	Ace Bailey	G 24:26	2-4	0-1	0-0	0	4	4	1	1	4	3	3	2	0	1	-1
25	Jeremiah Williams	G 25:49	2-6	0-0	0-0	0	5	5	5	0	4	1	2	2	0	1	-2
99	Zach Martini	24:48	3-5	2-4	2-2	3	2	5	4	4	12	0	1	1	0	0	-9
1	Jamichael Davis	15:54	1-6	1-1	0-0	2	2	4	1	0	3	1	1	0	0	1	-7
8	Bryce Dortch	02:24	0-0	0-0	0-0	0	0	0	2	0	0	1	0	1	0	0	-4
5	Tyson Acuff	02:39	0-0	0-0	0-0	0	0	0	0	0	0	0	0	0	0	0	-7
0	Jordan Derkack	13:52	0-4	0-2	9-11	0	0	0	4	8	9	1	1	0	0	0	-3
Team						1	3	4			0						

## 2024-25 STATISTICS



Official Basketball Box Score - Final  
**Maryland at Nebraska**  
02/13/25 Pinnacle Bank Arena, Lincoln  
2024-25 Men's Basketball

Game Time: 7:40 PM  
Game Duration: 2:02  
Attendance: 14,785



Official Basketball Box Score - Final  
**Iowa at Maryland**  
02/16/25 XFINTY Center, College Park  
2024-25 Men's Basketball

Game Time: 5:00 PM  
Game Duration: 1:52  
Attendance: 15,681

Maryland - 83

Record: 19-6 (9-5)

NO. Name	Min	FG	3P	FT	Rebounds	Fouls	TP	AS	TO	ST	Blocks	+/
M-A	M-A	M-A	M-A	OR DR TOT	PF FD						BS BA	
9 Seltou Miguel	F 34:00	5-9	3-5	4-4	0 2 2	0 2	17	3	1	2	0	10
10 Julian Reese	F 36:36	5-6	0-0	3-6	3 9 12	3 4	13	2	1	1	2	11
25 Derik Queen	C 36:07	9-11	0-0	6-6	5 6 11	4 5	24	1	3	0	0	18
0 JaKobi Gillespie	G 36:47	6-11	3-5	0-0	1 2 3	1 0	15	7	2	0	0	19
1 Rodney Rice	G 38:37	6-14	1-5	1-2	0 2 2	1 3	14	1	1	0	0	9
22 Jordan Geronimo	07:17	0-2	0-0	0-0	0 0 0	3 1	0	0	1	0	0	-3
5 DeShawn Harris-Smith	07:22	0-0	0-0	0-0	0 4 4	0 0	0	1	2	1	0	-3
8 Jayhlon Young	03:13	0-0	0-0	0-0	0 0 0	1 0	0	0	0	0	0	-1
Team					0 0 0		0	1				
Totals		31-53	7-15	14-18	9 25 34	13 15	83	15	12	4	2 2	8

Shooting By Period
1st FG% 17-31 54.8%
3PT% 6-11 54.5%
FT% 2-2 100%
2nd FG% 14-22 63.6%
3PT% 1-4 25.0%
FT% 12-16 75%
GM FG% 31-53 58.5%
3PT% 7-15 46.7%
FT% 14-18 77.8%

Dead Ball Rebounds: 3.0

Technical Fouls: Reese 2<sup>nd</sup> 10:33

Nebraska - 75

Record: 16-9 (6-8)

NO. Name	Min	FG M-A	3P M-A	FT M-A	Rebounds OR DR TOT	Fouls PF FD	TP	AS	TO	ST	Blocks BS BA	+/-
4 Juwan Gary	F 38:02	8-19	3-6	3-4	1 1 2	2 3	22	0	2	0	0	-9
23 Andrew Morgan	F 21:28	5-6	1-1	4-4	1 2 3	5 2	15	3	1	1	0	-4
1 Sam Hoberg	G 30:21	2-5	1-3	0-0	0 4 4	2 0	5	1	1	1	0	-7
3 Brice Williams	G 38:34	5-13	3-9	7-7	1 1 2	2 2	20	3	2	0	0	-9
24 Rolie Worster	G 30:44	4-7	1-2	0-0	1 3 4	1 1	9	0	2	1	0	-1
0 Connor Essegian	08:35	0-6	0-4	0-0	2 0 2	0 0	0	1	0	0	0	-7
32 Braxton Meah	18:23	0-0	0-0	2-2	2 2 4	3 4	2	1	1	0	0	-1
2 Alhon Ullis	13:53	1-2	0-0	0-0	0 1 1	0 0	2	4	0	0	0	-1
Team					0 0 0		0	1				
Totals		25-58	9-25	16-17	8 14 22	15 12	75	13	10	3	2 2	-8

Shooting By Period
1st FG% 11-28 39.3%
3PT% 6-15 40.0%
FT% 7-7 100%
2nd FG% 14-30 46.7%
3PT% 3-10 30.0%
FT% 9-10 90%
GM FG% 25-58 43.1%
3PT% 9-25 36.0%
FT% 16-17 94.1%

Dead Ball Rebounds: 1.0

Technical Fouls: NONE

	MRY	NEB
Biggest lead	11 (2 <sup>nd</sup> 15:25)	3 (1 <sup>st</sup> 18:18)
Best Scoring Run	9 (1 <sup>st</sup> 14:26)	6 (1 <sup>st</sup> 11:25)
Lead Changes	10	
Times Tied	6	
Time with Lead	35:28	02:32

Points from Turnovers	MRY	NEB
Paint	42	26
Second Chance	8	9
Fast Breaks	12	5
Bench	0	4

Period by Period Scoring	1st	2nd	TOT
MRY	42	41	83
NEB	35	40	75



Official Basketball Box Score - Final  
**Southern California at Maryland**  
02/20/25 XFINTY Center, College Park  
2024-25 Men's Basketball

Game Time: 8:30 PM  
Game Duration: 1:52  
Attendance: 14,662



Official Basketball Box Score - Final  
**Michigan St. at Maryland**  
02/26/25 XFINTY Center, College Park  
2024-25 Men's Basketball

Game Time: 6:30 F  
Game Duration: 2:1  
Attendance: 17,9

Southern California - 71

Record: 14-12 (6-9)

NO. Name	Min	FG	3P	FT	Rebounds	Fouls	TP	AS	TO	ST	Blocks	+/
M-A	M-A	M-A	M-A	OR DR TOT	PF FD						BS BA	
0 Saint Thomas	F 35:06	5-10	0-0	0-0	0 4 4	2 0	10	5	0	3	1	-18
33 Josh Cohen	F 04:19	0-2	0-0	0-0	0 0 0	0 0	0	0	0	0	0	-12
1 Desmond Claude	G 24:15	2-6	1-2	2-2	1 3 4	2 2	7	3	3	0	0	-24
6 Wesley Yates III	G 37:08	9-17	2-4	1-1	0 2 2	1 2	21	1	2	1	3	-18
7 Chibuzo Agbo	G 21:07	2-6	1-5	0-0	2 2 2	3 0	5	0	1	0	0	-13
3 Matt Knowling	05:54	0-0	0-0	0-0	1 1 2	1 0	0	0	0	0	0	3
9 Jalen Shelley	32:41	1-4	0-3	2-4	0 8 8	3 3	4	2	0	1	1	0
12 Rashawn Agee	10:58	2-5	0-2	0-0	0 1 1	2 0	4	0	2	1	0	-11
8 Kevin Patton Jr.	18:26	5-7	0-2	1-1	0 1 1	1 1	11	2	1	1	0	3
32 Clark Slajchert	10:06	3-6	3-4	0-0	0 0 0	1 1	9	0	0	0	0	4
Team					0 2 2		0	1				
Totals		29-63	7-22	6-8	2 24 26	16 9	71	13	10	7 3	4	-17

Shooting By Period
1st FG% 12-31 38.7%
3PT% 2-10 20.0%
FT% 1-2 50%
2nd FG% 17-32 53.1%
3PT% 5-12 41.7%
FT% 5-6 83.3%
GM FG% 29-63 46.0%
3PT% 7-22 31.8%
FT% 6-8 75.0%

Dead Ball Rebounds: 2.0

Technical Fouls: NONE

Maryland - 88

Record: 21-6 (11-5)

NO.	Name	Min	FG M-A	3P M-A	FT M-A	Rebounds OR DR TOT	Fouls PF FD	TP	AS	TO	ST	Blocks BS BA	+/-
9	Seltou Miguel	F 34:49	4-12	1-5	2-2	0 4 4	2 1	11	3	3	1	0	1
10	Julian Reese	F 35:47	8-14	0-0	3-3	4 6 10	2 3	19	2	1	3	2	0
25	Derik Queen	C 33:54	5-9	0-0	3-3	2 15 17	1 4	13	3	3	0	1	0
0	JaKobi Gillespie	G 35:32	7-12	5-8	1-3	0 2 2	2 2	20	4	2	2	0	1
1	Rodney Rice	G 32:41	6-12	2-6	8-8	1 3 4	0 5	22	2	0	0	0	0
5	DeShawn Harris-Smith	12:30	0-1	0-0	0-0	1 1 2	1 0	0	0	0	0	0	0
22	Jordan Geronimo	08:52	1-2	0-0	0-0	0 1 1	1 0	2	0	0	2	1	0
6	Tafara Gapare	01:27	0-1	0-1	1-2	0 0 0	0 1	1	0	0	0	0	0
8	Jayhlon Young	04:28	0-0	0-0	0-0	0 0 0	0 0	0	0	0	0	0	-1
Team						1 0 1		0	0				
Totals			31-63	8-20	18-21	9 32 41	9 16	88	14	9	8	4 3	17

Shooting By Period
1st FG% 13-33 39.4%
3PT% 4-12 33.3%
FT% 7-9 77.8%
2nd FG% 18-30 60.0%
3PT% 4-8 50.0%
FT% 11-12 91.7%
GM FG% 31-63 49.2%
3PT% 8-20 40.0%
FT% 18-21 85.7%

Dead Ball Rebounds: 2.0

Technical Fouls: NONE

	USC	UMD
Biggest lead	0 (1 <sup>st</sup> 20:00)	20 (2 <sup>nd</sup> 16:32)
Best Scoring Run	10 (2 <sup>nd</sup> 13:50)	11 (1 <sup>st</sup> 17:46)
Lead Changes	0	
Times Tied	0	
Time with Lead	00:00	39:12

Points from Turnovers	USC	UMD
Paint	38	40
Second Chance	4	13
Fast Breaks	6	18
Bench	28	3

Period by Period Scoring	1st	2nd	TOT
USC	27	44	71
UMD	37	51	88

Iowa - 75

Record: 14-11 (5-9)

NO. Name	Min	FG	3P	FT	Rebounds	Fouls	TP	AS	TO	ST	Blocks	BS	+/
		M-A	M-A	M-A	OR DR TOT	PF FD					BS BA		
7 Seydou Traore	F 17:11	6-11	1-3	1-1	0 2 2	4 1	14	2	1	1	0	1	-7
13 Ladi Demebele	F 25:54	4-8	1-1	2-2	6 2 8	2 3	11	0	0	0	0	0	-16
20 Payton Sandfort	F 38:50	6-15	2-7	0-0	1 9 10	3 0	14	3	2	0	1	1	-26
2 Brock Harding	G 28:03	2-6	0-2	1-2	1 1 2	0 5	5	7	4	3	0	0	-26
4 Josh Dix	G 26:30	2-10	1-5	0-0	0 0 0	0 0	5	3	1	0	0	0	-26
0 Even Brauns	15:06	3-4	0-0	0-0	0 1 1	3 0	6	0	0	0	0	0	-8
24 Pryce Sandfort	30:29	6-14	3-8	0-0	1 2 3	0 1	15	0	3	2	1	1	-14
14 Carter Kingsbury	09:21	0-1	0-0	0-0	0 1 1	3 0	0	1	0	0	0	0	-7
34 Chris Tadio	08:36	2-3	0-0	1-1	0 1 1	1 2	5	0	0	0	0	0	1
44 Riley Mulvey	00:00	0-0	0-0	0-0	0 0 0	0 0	0	0	0	0	0	0	-1
Team					1 0 1		0	0					
Totals		31-72	8-27	5-6	10 19 29	16 12	75	16	11	6 2 4	26		-26

Shooting By Period
1st FG% 20-35 57.1%
3PT% 8-14 57.1%
FT% 3-3 100%
2nd FG% 11-37 29.7%
3PT% 0-13 0.0%
FT% 2-3 66.7%
GM FG% 31-72 43.1%
3PT% 8-27 29.6%
FT% 5-6 83.3%

Dead Ball Rebounds: 0.0

Technical Fouls: NONE

Maryland - 101

Record: 20-6 (10-5)

No.	Name	Min	FG M-A	3P M-A	FT M-A	Rebounds OR DR TOT	Fouls PF FD	TP	AS	TO	ST	Blocks BS BA	+/-
9	Seltou Miguel	F 31:08	6-14	5-9	0-0	0 1 1	1 1	17	5	1	1	0	27
10	Julian Reese	F 29:45	7-9	0-0	2-2	3 9 12	2 3	16	0	1	0	0	22
25	Derik Queen	C 31:56	6-9	0-0	6-7	3 10 13	1 8	18	1	5	0	0	39
0	JaKobi Gillespie	G 35:35	11-14	4-7	0-0	0 5 5	2 0	26	7	3	3	0	29
1	Rodney Rice	G 34:17	6-12	3-7	3-4	0 1 1	2 2	18	4	2	1	0	29
8	Jayhlon Young	12:26	0-2	0-0	0-0	2 2 4	2 1	0	1	0	1	0	7
22	Jordan Geronimo	12:12	3-5	0-1	0-0	0 2 2	1 0	6	0	2	1	3	3
5	DeShawn Harris-Smith	07:02	0-1	0-1	0-0	1 0 1	0 1	0	0	0	0	0	-9
6	Tafara Gapare	03:47	0-0	0-0	0-0	0 0 0	1 0	0	0	0	0	0	-12
7	Malachi Palmer	01:52	0-1	0-1	0-0	0 1 1	0 0	0	0	0	0	0	-5
Team						1 1 2		0	1				
Totals			39-67	12-26	11-13	10 32 42	12 16	101	18	15	7	4 2	26

Shooting By Period
1st FG% 17-30 56.7%
3PT% 8-13 61.5%
FT% 5-6 83.3%
2nd FG% 22-37 59.5%
3PT% 4-13 30.8%
FT% 6-7 85.7%
GM FG% 39-67 58.2%
3PT% 12-26 46.2%
FT% 11-13 84.6%

Dead Ball Rebounds: 1.0

Technical Fouls: NONE

	IOWA	UMD
Biggest lead	7 (1 <sup>st</sup> 0:31)	31 (2 <sup>nd</sup> 2:04)
Best Scoring Run	9 (1 <sup>st</sup> 5:52)	12 (2 <sup>nd</sup> 8:35)
Lead Changes	10	
Times Tied	2	
Time with Lead	08:51	29:43

Points from Turnovers	IOWA	UMD
Paint	40	44
Second Chance	9	7
Fast Breaks	4	17
Bench	26	6

Period by Period Scoring	1st	2nd	TOT
IOWA	51	24	75
UMD	47	54	101

## 2024-25 STATISTICS



Official Basketball Box Score - Final  
**Maryland at Penn St.**  
03/01/25 Bryce Jordan Center, State College  
2024-25 Men's Basketball

Game Time: 12:00 PM  
Game Duration: 2:03  
Attendance: 10,298



Official Basketball Box Score - Final  
**Maryland at Michigan**  
03/05/25 Crisler Center, Ann Arbor  
2024-25 Men's Basketball

Game Time: 6:30 P  
Game Duration: 1:14  
Attendance: 11,4

Officials: Tim Comer, Randy Richardson, Amy Bonner

Officials: Terry Oglesby, Jason Phillips, Kelly Plett

Maryland - 68

Record: 22-7 (12-6)

NO. Name	Min	FG M-A	3P M-A	FT M-A	Rebounds OR DR TOT	Fouls PF FD	TP	AS	TO	ST	Blocks BS BA	+/-
9 Seltón Miguel	F 36:47	7-14	3-7	0-0	1 2 3	0 0	17	2	1	0	2 0 5	
10 Julian Reese	F 36:09	2-10	0-0	0-1	3 12 15	4 2	4	0	0	6	3 3 3	
25 Derik Queen	C 30:60	8-16	0-0	7-8	1 5 6	4 8	23	1	2	4	2 2 13	
0 Ja'Kobi Gillespie	G 33:26	6-8	3-5	4-4	0 2 2	2 3	19	7	2	2	0 0 -1	
1 Rodney Rice	G 34:25	2-13	1-8	0-0	1 1 2	1 5	5	2	1	0	0 0 11	
8 Jayhlón Young	08:01	0-1	0-1	0-0	1 2 3	2 0	0	3	0	0	0 0 4	
22 Jordan Geronimo	06:57	0-1	0-0	0-0	0 2 2	0 0	0	0	0	0	0 1 -2	
5 DeShawn Harris-Smith	07:50	0-0	0-0	0-0	1 0 1	2 1	0	0	1	0	0 0 -4	
6 Tafara Gapare	01:54	0-1	0-0	0-0	0 0 0	0 0	0	0	0	0	0 0 -3	
7 Malachi Palmer	03:31	0-1	0-0	0-0	0 0 0	1 0	0	0	0	0	0 0 -5	
Team					1 0 1		0		0			
Totals		25-65	7-21	11-13	9 26 35	16 15	68	18	8	13	7 6 4	

Technical Fouls:Queen 2<sup>nd</sup>3:19

Shooting By Period
1 <sup>st</sup> FG% 12-35 34.3%
3PT% 4-12 33.3%
FT% 2-2 100%
2 <sup>nd</sup> FG% 13-30 43.3%
3PT% 3-9 33.3%
FT% 9-11 81.8%
GM FG% 25-65 38.5%
3PT% 7-21 33.3%
FT% 11-13 84.6%

Dead Ball Rebounds: 0 0

Maryland - 71

Record: 23-7 (13-6)

NO. Name	Min	FG M-A	3P M-A	FT M-A	Rebounds OR DR TOT	Fouls PF FD	TP	AS	TO	ST	Blocks BS BA	+/-
9 Seltón Miguel	F 34:23	7-13	3-7	0-0	2 0 2	2 2	17	1	1	4	0 0 15	
10 Julian Reese	F 24:35	2-7	0-0	2-2	0 4 4	4 1	6	1	3	3	2 0 -10	
25 Derik Queen	C 37:55	5-13	0-0	7-11	4 8 12	1 9	17	1	1	2	1 0 5	
0 Ja'Kobi Gillespie	G 39:02	2-11	2-8	2-2	2 5 7	2 1	8	5	2	1	0 0 5	
1 Rodney Rice	G 37:38	6-14	4-9	3-4	0 2 2	0 4	19	1	1	1	0 0 3	
5 DeShawn Harris-Smith	03:59	0-1	0-0	0-0	0 2 2	0 0	0	0	0	0	0 0 -6	
8 Jayhlón Young	04:59	0-1	0-0	0-0	1 0 1	2 0	0	0	0	0	0 0 2	
22 Jordan Geronimo	16:06	2-3	0-1	0-0	0 3 3	1 1	4	0	0	1	1 0 13	
6 Tafara Gapare	01:23	0-0	0-0	0-0	0 0 0	0 0	0	0	0	0	0 0 3	
Team					2 2 4		0		0			
Totals		24-63	9-25	14-19	11 26 37	12 18	71	9	8	12	4 0 6	

Technical Fouls:NONE

Shooting By Period
1 <sup>st</sup> FG% 13-35 37.1%
3PT% 5-12 41.7%
FT% 2-2 100%
2 <sup>nd</sup> FG% 11-28 39.3%
3PT% 4-13 30.8%
FT% 12-17 70.6%
GM FG% 24-63 38.1%
3PT% 9-25 36.0%
FT% 14-19 73.7%

Dead Ball Rebounds: 3 0

Penn St. - 64

Record: 15-15 (5-14)

NO. Name	Min	FG M-A	3P M-A	FT M-A	Rebounds OR DR TOT	Fouls PF FD	TP	AS	TO	ST	Blocks BS BA	+/-
14 Yanic Konan Niederhauser	F 33:10	3-7	0-0	2-4	1 5 6	4 4	8	1	5	0	3 1 -2	
24 Zach Hicks	F 33:16	3-6	2-4	0-0	1 8 9	2 1	8	4	1	0	2 0 -7	
1 Ace Baldwin Jr.	G 34:54	4-11	2-6	8-8	0 5 5	3 6	18	3	3	1	0 0 -4	
2 D'Marco Dunn	G 36:15	5-11	2-6	2-4	1 7 8	2 3	14	1	1	0	2 -7	
4 Freddie Dilone V	G 33:04	6-14	0-2	0-0	1 5 6	0 0	12	1	3	0	3 -6	
3 Nick Kern	10:22	2-5	0-0	0-0	2 3 5	1 1	4	1	3	1	1 1 1	
7 Dominick Stewart	05:49	0-2	0-0	0-0	1 0 1	0 0	0	0	1	0	0 0 7	
15 Kachi Nzeh	06:50	0-0	0-0	0-0	0 0 0	3 0	0	0	0	0	0 0 -2	
0 Jahvin Carter	06:20	0-1	0-1	0-0	0 0 0	1 0	0	1	0	0	0 0 0	
Team					1 0 1		0		0			
Totals		23-57	6-19	12-16	8 33 41	16 15	64	12	16	4	6 7 -4	

Technical Fouls:Konan Niederhauser 2<sup>nd</sup>5:23

Shooting By Period
1 <sup>st</sup> FG% 15-33 45.5%
3PT% 4-11 36.4%
FT% 2-2 100%
2 <sup>nd</sup> FG% 8-24 33.3%
3PT% 2-8 25.0%
FT% 10-14 71.4%
GM FG% 23-57 40.4%
3PT% 6-19 31.6%
FT% 12-16 75.0%

Dead Ball Rebounds: 4 0

Michigan - 65

Record: 22-6 (14-5)

NO. Name	Min	FG M-A	3P M-A	FT M-A	Rebounds OR DR TOT	Fouls PF FD	TP	AS	TO	ST	Blocks BS BA	+/-
1 Danny Wolf	F 23:10	9-13	2-3	0-3	2 6 8	3 2	20	4	5	0	0 0 3	
50 Vladislav Goldin	C 35:46	8-17	0-1	4-4	4 11 15	2 3	20	3	3	0	1 -3	
3 Tre Donaldson	G 35:46	4-10	2-3	0-0	0 3 3	0 2	10	6	3	2	0 1 1	
4 Nimari Burnett	G 30:31	3-8	2-6	0-0	0 6 6	4 1	8	1	2	1	0 1 1	
11 Roddy Gayle Jr.	G 16:56	1-3	0-1	0-0	1 2 3	3 1	2	0	1	0	0 0 -7	
15 Robin Jones	17:18	0-2	0-2	0-0	0 0 0	2 0	2	2	0	0	0 -1	
2 L.J. Cason	10:41	1-4	0-2	0-0	0 0 0	1 1	2	0	0	0	0 0 -9	
42 Will Tschetter	19:03	1-5	1-2	0-0	2 2 4	2 2	3	0	0	0	1 -10	
10 Justin Pippen	04:49	0-0	0-0	0-0	0 0 0	1 0	0	0	0	1	0 0 -5	
Team					0 0 0		0		0			
Totals		27-62	7-20	4-7	9 30 39	18 12	65	16	16	4	0 4 -6	

Technical Fouls:NONE

Shooting By Period
1 <sup>st</sup> FG% 10-32 31.3%
3PT% 2-9 22.2%
FT% 0-0 0%
2 <sup>nd</sup> FG% 17-30 56.7%
3PT% 5-11 45.5%
FT% 4-7 57.1%
GM FG% 27-62 43.5%
3PT% 7-20 35.0%
FT% 4-7 57.1%

Dead Ball Rebounds: 3 0

	UMD	PSU
Biggest lead	7 (1 <sup>st</sup> 12:13)	8 (1 <sup>st</sup> 1:17)
Best Scoring Run	7 (2 <sup>nd</sup> 19:09)	7 (1 <sup>st</sup> 10:34)
Lead Changes	2	
Times Tied	4	
Time with Lead	25:26	12:09

Points from Turnovers	UMD	PSU
Paint	34	26
Second Chance	9	7
Fast Breaks	19	15
Bench	0	4

Period by Period Scoring			
	1st	2nd	TOT
UMD	30	38	68
PSU	36	28	64

	Myrd	Mich
Biggest lead	12 (2 <sup>nd</sup> 16:19)	7 (1 <sup>st</sup> 11:26)
Best Scoring Run	9 (1 <sup>st</sup> 8:24)	10 (1 <sup>st</sup> 11:26)
Lead Changes	2	
Times Tied	2	
Time with Lead	34:31	03:06

Points from	Myrd	Mich
Turnovers	21	9
Paint	26	34
Second Chance	17	9
Fast Breaks	5	10
Bench	4	5

Period by Period Scoring			
	1st	2nd	TOT
Myrd	33	38	71
Mich	22	43	65



Official Basketball Box Score - Final  
**Northwestern at Maryland**  
03/08/25 XFINITY Center, College Park  
2024-25 Men's Basketball

Game Time: 3:00 PM  
Game Duration: 2:0  
Attendance: 17,95



Official Basketball Box Score - Final  
**Illinois at Maryland**  
03/14/25 Gainbridge Fieldhouse, Indianapolis, IN  
2025 TIAA Big Ten Men's Basketball Tournament

Game Time: 6:30 P  
Game Duration: 1:1

Officials: Brian Dorsey, Larry Scrotto, Andy O'Brien

Officials: Paul Szek, D.J. Carstensen, Edwin You

Northwestern - 61

Record: 16-15 (7-13)

NO. Name	Min	FG M-A	3P M-A	FT M-A	Rebounds OR DR TOT	Fouls PF FD	TP	AS	TO	ST	Blocks BS BA	+/-
2 Nick Martinelli	F 38:24	8-19	1-5	11-11	2 5 7	4 7	28	1	4	0	1 2 -13	
34 Matthew Nicholson	C 23:22	2-6	0-0	1-2	2 5 7	5 1	5	3	1	0	2 1 0	
3 Ty Berry	G 35:17	3-7	2-4	2-4	1 0 1	3 1	10	2	0	0	0 0 -14	
11 Jordan Clayton	G 16:31	2-5	0-2	0-0	0 1 1	3 0	4	1	0	1	0 0 -1	
20 Justin Mullins	G 35:42	3-5	0-2	1-1	0 2 2	1 2	7	2	1	3	1 0 -14	
24 K.J. Windham	26:50	2-10	1-6	2-2	0 2 2	2 2	7	4	3	1	0 1 -9	
33 Luke Hunger	09:24	0-0	0-0	0-0	1 0 1	2 0	0	0	1	0	0 0 -5	
44 Angelo Ciaravino	07:16	0-0	0-0	0-0	0 0 0	1 0	0	0	0	0	0 0 -1	
5 Keenan Fitzmorris	07:14	0-1	0-0	0-0	0 1 1	1 0	0	0	1	0	1 0 -8	
Team					0 3 3		0		2			
Totals		20-55	4-19	17-20	6 17 23	22 13	61	13	13	5	5 4 -13	

Technical Fouls:NONE

Shooting By Period
1 <sup>st</sup> FG% 10-28 35.7%
3PT% 2-10 20.0%
FT% 7-8 87.5%
2 <sup>nd</sup> FG% 10-27 37.0%
3PT% 2-9 22.2%
FT% 10-12 83.3%
GM FG% 20-55 36.4%
3PT% 4-19 21.1%
FT% 17-20 85.0%

Dead Ball Rebounds: 3 0

Illinois - 65

Record: 21-12

NO. Name	Min	FG M-A	3P M-A	FT M-A	Rebounds OR DR TOT	Fouls PF FD	TP	AS	TO	ST	Blocks BS BA	+/-
7 Will Riley	F 34:10	6-13	2-6	1-5	1 6 7	0 3	15	1	1	0	0 0 -12	
13 Tomislav Ivisic	C 16:21	1-4	1-4	1-2	2 4 6	4 3	4	0	2	0	1 0 -15	
4 Kylan Boswell	G 35:45	6-16	0-7	2-2	1 2 3	2 2	14	1	3	0	1 0 -15	
22 Tre White	G 19:19	2-6	1-3	3-3	0 2 2	2 2	8	1	0	1	0 0 -16	
32 Kasperas Jakucionis	G 29:22	4-10	1-3	6-6	5 5 10	3 6	15	4	6	1	0 1 -28	
3 Ben Humrichous	21:52	1-3	1-2	0-0	0 4 4	1 0	3	0	1	0	1 0 -9	
21 Morez Johnson Jr.	28:06	3-8	0-0	0-0	3 6 9	3 1	6	2	2	1	4 3 -19	
2 Dra Gibbs-Lawhorn	03:22	0-1	0-0	0-0	0 0 0	1 0	0	0	1	0	0 0 -8	
15 Jake Davis	11:43	0-2	0-2	0-0	1 0 1	2 0	0	3	1	0	1 0 7	
Team					3 2 5		0		0			
Totals		23-63	6-27	13-18	16 31 47	18 17	65	12	17	3	8 5 -23	

Technical Fouls:NONE

Shooting By Period
1 <sup>st</sup> FG% 10-32 31.3%
3PT% 3-14 21.4%
FT% 8-8 100%
2 <sup>nd</sup> FG% 13-31 41.9%
3PT% 3-13 23.1%
FT% 5-10 50%
GM FG% 23-63 36.5%
3PT% 6-27 22.2%
FT% 13-18 72.2%

Dead Ball Rebounds: 5 1

Maryland - 74

Record: 24-7 (14-6)

NO. Name	Min	FG M-A	3P M-A	FT M-A	Rebounds OR DR TOT	Fouls PF FD	TP	AS	TO	ST	Blocks BS BA	+/-
9 Seltom Miguel	F 26:13	3-11	3-7	2-2	6 5 11	1 2	11	2	1	0	1	0
10 Julian Resse	F 34:49	4-10	0-0	11-23	6 5 11	2 7	19	1	1	1	2	3
25 Derik Queen	C 31:05	3-7	0-0	4-5	3 7 10	4 7	10	1	5	0	2	0
0 Ja'Kobi Gillespie	C 31:27	5-10	3-4	4-4	1 3 4	2 3	17	2	3	4	0	-2
1 Rodney Rice	G 38:08	4-11	1-5	2-3	0 3 3	2 1	11	4	2	0	0	15
22 Jordan Geronimo	13:42	2-2	0-0	0	2 2 4	2 0	4	0	2	1	0	0
8 Jayhlon Harris	10:23	1-1	0-0	0-0	0 0 0	0 1	2	0	0	1	0	0
5 DeShawn Young-Smith	13:45	0-0	0-0	0-1	0 0 0	1 1	0	0	2	0	0	6
40 Ben Murphy	00:22	0-0	0-0	0-0	0 0 0	0 0	0	0	0	0	0	0
6 Tafara Gapare	00:02	0-0	0-0	0-0	0 0 0	0 0	0	0	0	0	0	0
7 Malachi Palmer	00:02	0-0	0-0	0-0	0 0 0	0 0	0	0	0	0	0	0
30 Lukas Sotell	00:02	0-0	0-0	0-0	0 0 0	0 0	0	0	0	0	0	0
Team					4 8 8		0		1			
Totals		22-52	7-16	23-28	16 29 45	14 22	74	9	18	8	4	13



## ASSOCIATED PRESS POLL (MAR. 10)

RK	School	Record	Votes	Prev
1	Duke (52)	28-3	1516	2
2	Houston (5)	27-4	1427	3
3	Auburn (4)	27-4	1407	1
4	Florida	27-4	1350	5
5	Alabama	24-7	1211	7
6	Saint John's	27-4	1201	6
7	<b>Michigan State*</b>	<b>26-5</b>	<b>1191</b>	<b>8</b>
8	Tennessee	25-6	1163	4
9	Texas Tech	24-7	1012	9
10	Clemson	26-5	949	11
11	<b>Maryland</b>	<b>24-7</b>	<b>836</b>	<b>13</b>
12	Iowa State	24-8	792	10
13	Louisville	25-6	723	14
14	Texas A&M	22-9	647	22
15	Kentucky	21-10	629	19
16	Memphis	26-5	602	16
17	BYU	23-8	586	23
18	<b>Wisconsin*</b>	<b>23-8</b>	<b>575</b>	<b>12</b>
19	Saint Mary's College	27-5	477	21
20	<b>Purdue*</b>	<b>21-10</b>	<b>339</b>	<b>18</b>
21	Missouri	21-10	203	15
22	<b>Michigan*</b>	<b>22-9</b>	<b>171</b>	<b>17</b>
23	<b>Oregon*</b>	<b>23-8</b>	<b>140</b>	<b>28</b>
24	<b>Illinois*</b>	<b>20-11</b>	<b>137</b>	<b>31</b>
25	<b>Marquette</b>	<b>22-9</b>	<b>127</b>	<b>20</b>

## USA TODAY COACHES POLL (MAR. 10)

RK	School	Record	Votes	Prev
1	Duke (26)	28-3	770	2
2	Houston (2)	27-4	729	3
3	Auburn (2)	27-4	704	1
4	Florida (1)	27-4	688	5
5	Saint John's	27-4	618	6
6	Tennessee	25-6	603	4
7	<b>Michigan State*</b>	<b>26-5</b>	<b>603</b>	<b>7</b>
8	Alabama	24-7	588	8
9	Texas Tech	24-7	539	9
10	Clemson	26-5	466	11
11	<b>Maryland</b>	<b>24-7</b>	<b>424</b>	<b>14</b>
12	Iowa State	24-8	415	10
13	Louisville	25-6	414	13
14	<b>Wisconsin*</b>	<b>23-8</b>	<b>309</b>	<b>12</b>
15	Saint Mary's College	27-5	286	17
16	Texas A&M	22-9	281	21
17	Memphis	26-5	278	16
18	BYU	23-8	266	22
19	Kentucky	21-10	205	24
20	<b>Purdue*</b>	<b>21-10</b>	<b>195</b>	<b>18</b>
21	<b>Michigan*</b>	<b>22-9</b>	<b>114</b>	<b>15</b>
22	Missouri	21-10	95	19
23	<b>Marquette</b>	<b>22-9</b>	<b>80</b>	<b>20</b>
24	Arizona	20-11	73	23
25	<b>Illinois*</b>	<b>20-11</b>	<b>55</b>	<b>36</b>

\*Big Ten opponent • Bold are Terps' 2024-25 opponents

## TERPS VS. AP TOP 5 (SINCE 2010-11)

Date	Opponent	H/A/N	Score
1/2/24	#1 Purdue	H	L, 53-67
3/18/23	#1 Alabama	N	L, 51-73
2/16/23	<b>#3 Purdue</b>	<b>H</b>	<b>W, 68-54</b>
1/22/23	#3 Purdue	@	L, 55-58
2/13/22	#3 Purdue	@	L, 61-62
3/22/21	#5 Alabama	N	L, 77-96
3/12/21	#4 Michigan	N	L, 66-79
2/8/21	#4 Ohio State	H	L, 65-73
1/7/21	#5 Iowa	H	L, 67-89
11/28/18	#4 Virginia	H	L, 71-76
1/31/18	#3 Purdue	@	L, 67-75
1/4/18	#1 Michigan St.	@	L, 61-91
3/24/16	#1 Kansas	N	L, 63-79
3/12/16	#2 Michigan St.	N	L, 61-64
1/28/16	<b>#3 Iowa</b>	<b>H</b>	<b>W, 74-68</b>
2/24/15	<b>#5 Wisconsin</b>	<b>H</b>	<b>W, 59-53</b>
3/9/14	<b>#5 Virginia</b>	<b>H</b>	<b>W, 75-69 (ot)</b>
2/24/14	#4 Syracuse	H	L, 55-57
12/4/13	#5 Ohio State	@	L, 60-76
3/15/13	<b>#2 Duke</b>	<b>N</b>	<b>W, 83-74</b>
2/16/13	<b>#2 Duke</b>	<b>H</b>	<b>W, 83-81</b>
1/26/13	#1 Duke	@	L, 64-84
11/9/12	#3 Kentucky	N	L, 69-72
3/9/12	#4 UNC	N	L, 69-85
2/4/12	#5 UNC	H	L, 74-83
3/11/11	#5 Duke	N	L, 71-87
2/2/11	#5 Duke	H	L, 62-80
1/9/11	#1 Duke	@	L, 64-71
11/18/10	#5 Pitt	N	L, 70-79

## TERPS EARN NO. 18 RANKING IN FEB. 3 AP POLL

On the heels of a four-game win streak and a pair of ranked wins, the Maryland men's basketball team jumped into the Associated Press Top 25 (Feb.3) ranked No. 18 overall. The Terps were also ranked No. 24 in the USA

Today Coaches Poll for the first time in 2024-25. This marks the first AP Top 25 ranking for the Terps since Feb. 27, 2023 and is the highest since Maryland was ranked No. 13 on Dec. 5, 2022.

## TERPS SUCCESS AT HOME VS. NO. 1 RANKED TEAMS

Maryland holds the best overall record nationally against AP No. 1 ranked teams in home games dating back to 1994-95 despite this year's loss to No. 1 Purdue on Jan. 2, 2024.

## All Div. I, Highest Win Pct at Home vs. AP No. 1 Team - Since 1994-95

(Minimum 5 Games)

Team	Record	Win Pct
<b>Maryland</b>	<b>4-2</b>	<b>.667</b>
North Carolina State	3-2	.600
Indiana	4-3	.571
Ohio State	4-3	.571
Florida State	3-3	.500

Maryland won four straight home games against AP No. 1 ranked teams - two against North Carolina and two against Duke. The 2023-24 Purdue game marked the first time in 20 years to have a No. 1 ranked team visit XFinity.

## Home Games vs. AP No. 1 Ranked Teams

Season	Opponent	Score
1994-95	North Carolina	W, 86-73
1997-98	North Carolina	W, 89-83 (OT)
2001-02	Duke	W, 87-73
2002-03	Duke	W, 87-72
2003-04	Duke	L, 60-68
2023-24	Purdue	L, 53-67

## AP TOP 25 POLL TRACKING

Opponent	Pre	11/11	11/18	11/25	12/2	12/9	12/16	12/23	12/30	1/6	1/13	1/20	1/27	2/3	2/10	2/17	2/24	3/3	3/10	3/17
Illinois	RV	RV	25	RV	19	RV	RV	24	22	13	19	17	18	23	RV	RV	RV	RV	24	
Indiana	17	16	16	14	RV	RV	RV	RV	RV	RV	-	-	-	-	-	-	-	-	-	
Marquette	18	15	15	10	5	6	9	8	8	7	7	10	9	11	18	16	21	20	25	
<b>Maryland</b>	<b>RV</b>	<b>RV</b>	<b>RV</b>	<b>RV</b>	<b>RV</b>	<b>RV</b>	<b>RV</b>	<b>RV</b>	<b>RV</b>	<b>RV</b>	<b>RV</b>	<b>RV</b>	<b>RV</b>	<b>18</b>	<b>25</b>	<b>20</b>	<b>16</b>	<b>13</b>	<b>11</b>	
Michigan	RV	RV	RV	-	RV	14	24	RV	RV	24	20	21	RV	24	20	12	15	17	22	
Michigan State	RV	RV	RV	RV	RV	21	20	18	18	16	12	8	7	9	11	14	8	8	7	
Nebraska	-	-	-	RV	RV	-	-	-	RV	RV	-	-	-	-	-	-	-	-	-	
Ohio State	RV	21	RV	RV	RV	-	-	RV	RV	-	-	-	-	-	-	-	-	-	-	
Oregon	RV	RV	RV	RV	12	12	10	9	9	15	13	15	16	RV	-	-	RV	RV	23	
Penn State	-	-	RV	RV	-	RV	RV	RV	RV	-	-	-	-	-	-	-	-	-	-	
Purdue	14	13	6	13	8	11	16	21	20	20	17	11	10	7	7	13	20	18	20	
Rutgers	25	24	24	-	-	-	-	-	-	-	-	-	-	-	-	-	-	-	-	
UCLA	22	-	-	RV	RV	24	18	22	15	22	-	-	RV	RV	RV	RV	RV	RV	RV	
Wisconsin	RV	RV	19	15	11	20	RV	RV	RV	RV	24	18	17	21	16	11	11	12	18	


2024-25 NCAA / BIG TEN RANKINGS

Statistic	National Rank	Conference Rank	Value	National Leader	Value	Conference Leader	Value
Assist/Turnover Ratio (355 ranked)	65	8	1.36	Gonzaga	2.09	Iowa	1.84
Assists Per Game (355 ranked)	119	14	14.5	Gonzaga	19.7	Iowa	18.3
Bench Points per game (355 ranked)	342	18	12.90	Southern U.	39.16	Michigan St.	34.55
Blocks Per Game (355 ranked)	45	3	4.5	UConn	6.5	Michigan St.	4.7
Effective FG pct (355 ranked)	69	7	0.540	Cornell	0.589	Purdue	0.570
Fastbreak Points (355 ranked)	40	3	13.13	Milwaukee	18.38	Michigan St.	16.65
Field Goal Percentage (355 ranked)	47	6	47.5	Northern Colo.	51.1	Purdue	49.6
Field Goal Percentage Defense (355 ranked)	59	3	41.5	Tennessee	37.7	Michigan St.	40.1
Fouls Per Game (355 ranked)	72	2	15.6	Creighton	10.8	Iowa	15.3
Free Throw Attempts Per Game (355 ranked)	123	9	20.1	Winthrop	28.5	Michigan St.	22.2
Free Throw Percentage (355 ranked)	62	6	75.4	Wisconsin	83.6	Wisconsin	83.6
Free Throws Made Per Game (355 ranked)	96	10	15.2	South Dakota	20.0	Michigan St.	17.5
Rebound Margin (355 ranked)	48	3	4.6	Saint Mary's (CA)	10.7	Michigan St.	9.3
Rebounds (Defensive) Per Game (355 ranked)	52	5	26.52	Alabama	30.16	Illinois	29.48
Rebounds (Offensive) Per Game (355 ranked)	165	7	10.77	Texas A&M	16.06	Illinois	12.94
Rebounds Per Game (355 ranked)	79	4	37.29	Alabama	43.32	Illinois	42.42
Scoring Defense (355 ranked)	40	2	66.6	Houston	58.1	UCLA	65.1
Scoring Margin (355 ranked)	8	1	14.9	Duke	22.1	Maryland	14.9
Scoring Offense (355 ranked)	24	3	81.5	Alabama	91.2	Illinois	83.7
Steals Per Game (355 ranked)	79	3	7.8	Abilene Christian	10.4	UCLA	8.2
Three Point Attempts Per Game (355 ranked)	208	9	21.9	North Florida	35.8	Illinois	30.3
Three Point Percentage (355 ranked)	45	4	37.0	Bradley	40.1	Purdue	38.6
Three Point Percentage Defense (355 ranked)	38	4	30.8	Tennessee	27.7	Michigan St.	28.0
Three Pointers Per Game (355 ranked)	131	7	8.1	North Florida	12.8	Wisconsin	9.8
Turnover Margin (355 ranked)	25	3	3.5	UC San Diego	7.5	UCLA	4.5
Turnovers Forced Per Game (355 ranked)	44	2	14.10	Abilene Christian	17.10	UCLA	15.29
Turnovers Per Game (355 ranked)	68	5	10.6	North Ala.	8.7	Northwestern	9.8
Winning Percentage (354 ranked)	24	2	77.4	Drake	90.9	Michigan St.	83.9

# 2024-25 NCAA / BIG TEN RANKINGS

Statistic	Player	National Rank	Conference Rank	Value	National Leader	Value	Conference Leader	Value
Assist/Turnover Ratio (350 ranked)	Ja'Kobi Gillespie	65	6	2.35	CJ Fulton, Col. of Charleston	4.86	Bruce Thornton, Ohio St.	3.15
Assists (343 ranked)	Ja'Kobi Gillespie	71	6	146	Ryan Nembhard, Gonzaga	325	Braden Smith, Purdue	272
Assists Per Game (349 ranked)	Ja'Kobi Gillespie	63	6	4.7	Ryan Nembhard, Gonzaga	9.8	Braden Smith, Purdue	8.8
Blocks (349 ranked)	Julian Reese Derik Queen	59 221	3 13	49 32	Gabe Dynes, Youngstown St.	104	Nate Bittle, Oregon	69
Blocks Per Game (346 ranked)	Julian Reese Derik Queen	66 228	3 15	1.58 1.03	Obinna Anochili-Killen, Marshall	3.19	Yanic Konan Niederhauser, Penn St.	2.31
Double Doubles (292 ranked)	Julian Reese Derik Queen	13 18	1 2	14 13	Maxime Raynaud, Stanford	23	Julian Reese, Maryland	14
Field Goal Attempts (342 ranked)	Ja'Kobi Gillespie	342	14	342	Trenton McLaughlin, Northern Ariz.	592	Nick Martinelli, Northwestern	519
Field Goal Percentage (350 ranked)	Derik Queen Ja'Kobi Gillespie	68 175	5 16	52.6 46.5	Max Brooks, UMass Lowell	70.5	Vladislav Goldin, Michigan	64.2
Field Goals (338 ranked)	Derik Queen Ja'Kobi Gillespie	172 299	10 18	174 159	Trenton McLaughlin, Northern Ariz.	252	Trey Kaufman-Renn, Purdue	249
Free Throw Attempts (345 ranked)	Derik Queen Julian Reese	67 205	6 15	182 143	Aniwaniwa Tait-Jones, UC San Diego	274	Great Osobor, Washington	206
Free Throw Percentage (348 ranked)	Derik Queen	333	22	75.8	Atin Wright, North Texas	93.5	Ace Baldwin Jr., Penn St.	92.7
Free Throws (341 ranked)	Derik Queen Julian Reese	69 212	6 15	138 106	Austin Benigni, Navy	220	John Tonje, Wisconsin	185
Minutes Per Game (350 ranked)					Bennett Stirtz, Drake	39:20	Nick Martinelli, Northwestern	37:36
Points (344 ranked)	Derik Queen Ja'Kobi Gillespie	208 274	12 15	488 462	Trenton McLaughlin, Northern Ariz.	737	Nick Martinelli, Northwestern	654
Points Per Game (1478 ranked)	Derik Queen Ja'Kobi Gillespie Rodney Rice Julian Reese Selton Miguel	200 269 406 477 662	13 16 25 29 39	15.7 14.9 13.7 13.2 12.0	Eric Dixon, Villanova	23.5	Nick Martinelli, Northwestern	20.4
Rebounds (348 ranked)	Julian Reese Derik Queen	24 28	2 3	287 284	Carson Towt, Northern Ariz.	410	Danny Wolf, Michigan	301
Rebounds (Defensive) Per Game (350 ranked)	Derik Queen Julian Reese	14 36	2 3	6.81 6.19	Carson Towt, Northern Ariz.	9.00	Danny Wolf, Michigan	7.58
Rebounds (Offensive) Per Game (347 ranked)	Julian Reese Derik Queen	44 174	1 9	3.06 2.35	Zuby Ejiofor, St. John's (NY)	4.32	Julian Reese, Maryland	3.06
Rebounds Per Game (350 ranked)	Julian Reese Derik Queen	23 27	2 3	9.3 9.2	Carson Towt, Northern Ariz.	12.4	Danny Wolf, Michigan	9.7
Steals (339 ranked)	Ja'Kobi Gillespie	60	4	58	Hayden Gray, UC San Diego	104	Braden Smith, Purdue	72
Steals Per Game (348 ranked)	Ja'Kobi Gillespie	60	4	1.87	Hayden Gray, UC San Diego	3.25	Ace Baldwin Jr., Penn St.	2.37
Three Point Attempts (349 ranked)	Ja'Kobi Gillespie Rodney Rice Selton Miguel	194 200 349	6 8 14	183 182 158	Robert Davis Jr., Old Dominion	348	Payton Sandfort, Iowa	234
Three Point Percentage (116 ranked)					Tyler Lundblade, Belmont	48.1		
Three Pointers Per Game (344 ranked)	Ja'Kobi Gillespie Selton Miguel Rodney Rice	125 218 232	1 10 12	2.45 2.16 2.13	Abdi Bashir Jr., Monmouth	3.85	Ja'Kobi Gillespie, Maryland	2.45
Total 3-point FGM (344 ranked)	Ja'Kobi Gillespie Selton Miguel Rodney Rice	119 216 228	2 10 12	76 67 66	Abdi Bashir Jr., Monmouth	127	John Mobley Jr., Ohio St.	77
Triple Doubles (4 ranked)					Bez Mbeng, Yale	3	Kylan Boswell, Illinois Dylan Harper, Rutgers	1 1

0

**JA'KOBI GILLESPIE**

G • 6-1 • 180 • Jr. • Greenville, Tenn. (Greenville/Belmont)

	GP/GS	PPG	RPG	APG	FG%	3FG%	FT%
2024-25	32-32	14.8	2.8	4.8	.460	.415	.875
Career	89-64	13.6	2.8	4.1	.491	.382	.811
Career Highs	Pts: 27	3FG: 5	Reb: 8	Asst: 11	Stl: 7	Blk: 2	Min: 39

JAH-KOBE

**KEVIN WILLARD**

Head Coach • Pittsburgh '97

Years Overall / Record: 18th / 333-247 (.574)

Years at Maryland / Record: 3rd / 63-37 (.630)

1

**RODNEY RICE**

G • 6-4 • 195 • So. • Clinton, MD (DeMatha Catholic/Virginia Tech)

	GP/GS	PPG	RPG	APG	FG%	3FG%	FT%
2024-25	32-28	14.1	2.2	2.0	.450	.382	.806
Career	40-28	12.8	2.4	1.4	.431	.374	.810
Career Highs	Pts: 28	3FG: 7	Reb: 6	Asst: 5	Stl: 3	Blk: 1	Min: 39


**DAVID COX**

Associate Head Coach

William &amp; Mary '95

Third Year at Maryland

2

**JAHARI LONG**

G • 6-5 • 200 • 5th Yr • Houston, TX (Episcopal/Seton Hall)

	GP/GS	PPG	RPG	APG	FG%	3FG%	FT%
2023-24	30-3	4.7	1.2	1.4	.416	.355	.774
Career	89-5	2.7	0.9	1.1	.394	.350	.717
Career Highs	Pts: 15	3FG: 3	Reb: 4	Asst: 6	Stl: 3	Blk: 1	Min: 30

JAH-HAR-EE

**GREG MANNING JR.**

Assistant Coach

Loyola '08

Seventh Year at Maryland

4

**BRADEN PIERCE**

F • 7-0 • 230 • R-Fr. • Woodstock, GA (River Ridge HS / IMG Academy (Fla.))

	GP/GS	PPG	RPG	BPG	FG%	3FG%	FT%
2024-25	5-0	2.4	2.4	0.2	.556	-	.500
Career	5-0	2.4	2.4	0.2	.556	-	.500
Career Highs	Pts: 6	3FG: -	Reb: 5	Asst: 1	Stl: 1	Blk: 1	Min: 13

**KEVIN NORRIS**

Assistant Coach

Miami '98

First Year at Maryland

5

**DESHAWN HARRIS-SMITH**

G • 6-5 • 215 • So. • Woodbridge, VA (Paul VI Catholic)

	GP/GS	PPG	RPG	APG	FG%	3FG%	FT%
2024-25	32-4	2.4	2.5	1.1	.359	.179	.536
Career	65-34	4.9	3.4	2.0	.366	.197	.569
Career Highs	Pts: 17	3FG: 3	Reb: 8	Asst: 5	Stl: 3	Blk: 1	Min: 41

DAY-SHAWN

**CHARLIE BUTLER**

Director of Basketball Operations

Seton Hall '15

Third Year at Maryland

6

**TAFARA CAPARE**

F • 6-9 • 206 • Jr. • Wellington, NZ (South Kent (Conn.) / UMass / Georgia Tech)

	GP/GS	PPG	RPG	BPG	FG%	3FG%	FT%
2024-25	29-0	3.8	2.0	0.9	.476	.382	.621
Career	88-15	4.1	2.5	0.9	.367	.254	.630
Career Highs	Pts: 20	3FG: 3	Reb: 10	Asst: 4	Stl: 5	Blk: 6	Min: 30

TUN-FAR-UN GUN-PAR-EE

**CHRIS ROBINSON**

Coordinator of Basketball Operations

Maryland '19

Ninth Year at Maryland

7

**MALACHI PALMER**

G • 6-6 • 215 • Fr. • Harrisburg, PA (Mt. Zion Prep (Md.))

	GP/GS	PPG	RPG	SPG	FG%	3FG%	FT%
2024-25	20-0	1.8	1.5	0.1	.333	.273	.571
Career	20-0	1.8	1.5	0.1	.333	.273	.571
Career Highs	Pts: 10	3FG: 2	Reb: 6	Asst: 2	Stl: 1	Blk: 1	Min: 24

**RICKY HARRIS**

Director of Player Personnel / Assistant Coach

Massachusetts '10

Second Year at Maryland

8

**JAY YOUNG**

G • 6-2 • 175 • Grad. • Dallas, Texas (Garland / Baton Rouge CC / UCF / Memphis)

	GP/GS	PPG	RPG	SPG	FG%	3FG%	FT%
2024-25	32-0	2.0	1.3	0.6	.373	.387	.750
Career	92-12	3.0	1.6	0.8	.387	.361	.797
Career Highs	Pts: 17	3FG: 3	Reb: 10	Asst: 6	Stl: 3	Blk: 3	Min: 43

**BRENTON PETTY**

Director of Player Development / Assistant Coach

Fordham '18


Sixth Year at Maryland

9

**SELTON MIGUEL**

G • 6-4 • 210 • 5th Yr • Luanda, Angola (West Oaks Acad. (Fla.)/Kansas St./USF)

	GP/GS	PPG	RPG	APG	FG%	3FG%	FT%
2024-25	32-32	11.8	1.9	1.9	.437	.414	.756
Career	150-84	10.5	3.0	2.2	.402	.348	.727
Career Highs	Pts: 25	3FG: 6	Reb: 10	Asst: 7	Stl: 4	Blk: 3	Min: 40


**KYLE TARP**

Director of Basketball Performance

UC Davis '06

15th Year at Maryland

10

**JULIAN REESE**

F • 6-9 • 230 • Sr. • Baltimore, MD (St. Frances Academy)

	GP/GS	PPG	RPG	BPG	FG%	3FG%	FT%
2024-25	32-32	13.1	9.1	1.6	.554	.000	.743
Career	130-98	11.0	7.6	1.4	.557	.292	.628
Career Highs	Pts: 27	3FG: 2	Reb: 17	Asst: 5	Stl: 6	Blk: 6	Min: 49


**MATT CHARVAT**

Associate Head Athletic Trainer

Baldwin-Wallace '96

24th Year at Maryland

13

**CHANCE STEPHENS**

G • 6-3 • 185 • R-So. • Riverside, CA (Riverside Polytechnic/LMU)

	GP/GS	PPG	RPG	SPG	FG%	3FG%	FT%
2024-25	7-0	1.3	0.0	0.0	.250	.250	.000
Career	35-4	5.0	0.8	0.1	.350	.364	.737
Career Highs	Pts: 23	3FG: 7	Reb: 4	Asst: 2	Stl: 1	Blk: 0	Min: 23

**JORDAN GERONIMO**

F • 6-6 • 225 • 5th Yr • Newark, NJ (St. Paul's School (N.H.)/Indiana)


	GP/GS	PPG	RPG	SPG	FG%	3FG%	FT%
2024-25	26-0	2.6	2.4	0.8	.544	.286	.500
Career	139-32	3.9	2.9	0.6	.499	.252	.573
Career Highs	Pts: 15	3FG: 2	Reb: 13	Asst: 3	Stl: 5	Blk: 5	Min: 36

**DERIK QUEEN**

C • 6-10 • 245 • Fr. • Baltimore, MD (Montverde Academy (Fla.))

	GP/GS	PPG	RPG	BPG	FG%	3FG%	FT%
2024-25	32-32	15.8	9.2	1.0	.529	.083	.757
Career	32-32	15.8	9.2	1.0	.529	.083	.757
Career Highs	Pts: 29	3FG: 2	Reb: 20	Asst: 5	Stl: 4	Blk: 2	Min: 38

25


**LUKAS SOTELL**

G • 6-3 • 170 • So. • Stamford, CT (Monteverde School)

	GP/GS	PPG	RPG	APG	FG%	3FG%	FT%
2024-25	32-32	15.8	9.2	1.0	.529	.083	.757
Career	32-32	15.8	9.2	1.0	.529	.083	.757
Career Highs	Pts: 29	3FG: 2	Reb: 20	Asst: 5	Stl: 4	Blk: 2	Min: 38

SO-TELL

30

**BEN MURPHY**

G • 6-1 • 193 • Sr. • Reisterstown, MD (Howard CC)

40

**NOTABLES**

- 10 of Maryland's 11 returning scholarship players have career-highs of at least 15 points - only Braden Pierce who redshirted 2023-24 does not. Maryland leads the Big Ten with 10 players who have three-or-more career games scoring in double figures.
- Last year, Maryland led the Big Ten in scoring defense (65.9 ppg); first time to lead its conference in scoring defense since doing so in the ACC in 1973-74
- Finished year ranked 12th in defensive efficiency and 20th in effective field goal percentage
- Julian Reese reached 1,000 career points as the 61st Maryland player to do so (tied for 8th most among all NCAA teams)
- Head Coach Kevin Willard won 300th career game with 69-60 victory at UCLA; He is the fifth active Big Ten Coach to surpass 300 career victories
- In Willard's first two years, the Terps have produced eight All-Big Ten selections - the most for back-to-back years in nearly a decade
- Derik Queen is the 2nd highest recruit in program history and was a 5-star McDonald's All-American. Was Co-MVP of the McDonald's All-American Game - last Terp to earn that honor was Adrian Branch in 1981.
- Ja'Kobi Gillespie was the No. 31 ranked overall transfer from a pool of more than 1,000
- Rodney Rice and Selton Miguel each rated as four-star transfers
- Miguel also played over the summer for the Angolan National Team alongside fellow Terp Bruno Fernando in the FIBA Olympic Qualifying Tournament
- Terp alums Jahmir Young and Donta Scott each saw action in the 2024 NBA Summer League. Young played in five games for Denver and averaged 19.5 points in his final two games. Scott played in seven games for Golden State averaging 4.6 points, 3.6 rebounds, and 15.4 minutes.

**QUICK FACTS**

Location:	College Park, Md.
Conference:	Big Ten
Enrollment:	40,709
Founded:	1856
Colors:	Red, White, Black, Gold
Nickname:	Terrapins, Terps
Arena (Capacity):	XFINITY Center (17,950)
President:	Dr. Darryll J. Pines (California '86)
Athletics Director:	Damon Evans (Georgia '92)
2023-24 Overall Record:	16-17
2023-24 Big Ten Record:	7-13 (12th)
2024 Big Ten Tournament Finish:	2nd Round
Postseason Finish:	---
First Year of Basketball:	1910-11

Overall All-Time Record:	1,690-1,146 (.595) / 106th Year
NCAA Tournament Appearances/Last:	30 / 2023
National Championships:	1 (2002)
NCAA Final Fours:	2 (2001, 2002)
NCAA Elite Eights:	4 (1973, 1975, 2001, 2002)
NCAA Sweet 16:	14 (1958, 1973, 1975, 1980, 1984, 1985, 1994, 1995, 1998, 1999, 2001, 2002, 2003, 2016)
Conference Championships:	11 Tournament (4) — 1931, 1958, 1984, 2004; Regular Season (7) — T-1932, 1975, 1980, T-1995, 2002, T-2010, T-2020)