



2024 BIG TEN FOOTBALL WEEKLY RELEASE - OCTOBER 31

Primary Contact: Megan Althoff, Director, Sports Communications • Office: 847-696-1010 ext. 129 • E-mail: mrowley@bigten.org • Twitter: @B1Gfootball

2024 CONFERENCE & OVERALL STANDINGS

	Conference Games					All Games					
	W-L	PCT	H	A	STRK	W-L	PCT	H	A	N	STRK
Indiana	5-0	1.00	3-0	2-0	W5	8-0	1.00	6-0	2-0	0-0	W8
Oregon	5-0	1.00	2-0	2-0	W5	8-0	1.00	5-0	3-0	0-0	W8
Penn State	4-0	1.00	2-0	2-0	W5	7-0	1.00	4-0	3-0	0-0	W7
Ohio State	3-1	.750	2-0	1-1	W1	6-1	.833	5-0	1-1	0-0	W1
Illinois	3-2	.600	2-0	1-2	L1	6-2	.857	5-0	1-2	0-0	L1
Iowa	3-2	.600	2-0	1-2	W1	5-3	.571	4-1	1-2	0-0	W1
Michigan	3-2	.600	3-0	0-2	W1	5-3	.571	5-1	0-2	0-0	W1
Minnesota	3-2	.600	2-1	1-1	W3	5-3	.571	4-2	1-1	0-0	W3
Wisconsin	3-2	.600	1-1	2-1	L1	5-3	.714	3-2	2-1	0-0	L1
Nebraska	2-3	.400	1-1	1-2	L2	5-3	.714	4-1	1-2	0-0	L2
Michigan State	2-3	.400	1-1	1-2	L1	4-4	.571	3-1	1-3	0-0	L1
Washington	2-3	.400	2-0	0-3	L2	4-4	.571	4-0	0-3	0-1	L2
USC	2-4	.333	2-1	0-3	W1	4-4	.429	3-1	0-3	1-0	W1
Maryland	1-4	.200	1-1	0-3	L1	4-4	.571	3-2	1-2	0-0	L1
Rutgers	1-4	.200	1-2	0-2	L4	4-4	.571	3-2	1-2	0-0	L4
Northwestern	1-4	.200	1-2	0-2	L2	3-5	.429	2-3	1-1	0-0	L2
UCLA	1-4	.200	0-3	1-1	W1	2-5	.286	0-3	2-2	0-0	W1
Purdue	0-4	.000	0-2	0-2	L4	1-6	.143	1-3	0-3	0-0	L6

WEEK 10 SCHEDULE

SATURDAY, NOV. 2

MINNESOTA at ILLINOIS
Noon | FS1

OHIO STATE at PENN STATE
Noon | FOX

NORTHWESTERN at PURDUE
Noon | Big Ten Network

OREGON at MICHIGAN
3:30 p.m. | CBS/Paramount+

INDIANA at MICHIGAN STATE
3:30 p.m. | Peacock

UCLA at NEBRASKA
3:30 p.m. | Big Ten Network

WISCONSIN at IOWA
7:30 p.m. | NBC

USC at WASHINGTON
7:30 p.m. | Big Ten Network

BYE: Maryland, Rutgers

All times Eastern

BIG TEN. BIG NEWS.

- Week 10 of the 2024 college football season features eight contests between Big Ten Conference opponents, highlighted by a top-5 matchup of unbeaten on Saturday when No. 4 Ohio State travels to No. 3 Penn State on Saturday at 12:00 p.m. ET on FOX. Maryland and Rutgers will enjoy byes this week, with the complete schedule appearing to the right.
- Five Big Ten teams appear in the AP Poll this week, including three of the top four. Oregon leads the conference at No. 1, followed by No. 3 Penn State, No. 4 Ohio State, No. 13 Indiana and No. 24 Illinois.
- Three Big Ten teams remain undefeated through eight weeks of the 2024 season. Indiana, Oregon and Penn State rank among the eight NCAA FBS teams sporting perfect records entering Week 10.
- On Monday, the Big Ten announced its Football Players of the Week, presented by IFS.ai. Minnesota's Max Brosmer earned Offensive Player of the Week honors after leading Minnesota to its third straight conference win. Brosmer threw for a season high in passing yards (320) and touchdowns (4).
- Indiana's D'Angelo Ponds took home Defensive Player of the Week accolades, recording five stops with 0.5 tackles for loss, while recording a pair of interceptions in Indiana's 31-17 victory against Washington. Ponds' 65 yard interception return for a touchdown was the longest for an Indiana player since 2015.
- Special Teams Player of the Week honors went to Iowa's Kaden Wetjen. Wetjen returned a punt for a career long 85-yard touchdown in Iowa's 40-14 victory over Northwestern. He is the first Iowa player since at least 1978 with 100+ kickoff/punt return yards in three consecutive game.
- Minnesota's Koi Perich was named Freshmen of the Week after posting a team and Big Ten leading fifth interception of the season in Minnesota's 48-23 win against Maryland. He also recorded three tackles and returned three punts for 31 yards including a 20-yarder in the win against Maryland.
- Indiana and Ohio State currently rank among the top 15 nationally in both scoring offense and scoring defense. The Buckeyes rank fourth in scoring defense (11.9 points per game), while ranking 11th in scoring offense (40.3 points per game). The Hoosiers rank second nationally in scoring offense (46.5 points per game), while ranking seventh in scoring defense (14.1 points per game).
- Seven additional Big Ten teams rank in the top 25 in terms of scoring defense: Penn State (8th, 14.3 points per game), Oregon (10th, 15.6 points per game), Minnesota (12th, 16.8 points per game), Nebraska (18th, 18.1 points per game), Washington (23rd, 18.8 points per game), Wisconsin (24th, 18.9 points per game) and Iowa (25th, 19.0 points per game).
- Following a 31-17 win against Washington, Indiana improved to 8-0 for the second time in school history and the first since 1967. The 8-0 start also ties the longest winning streak in school history set in 1945 and 1967. Curt Cignetti is the only Indiana head coach to start his head coaching tenure with an 8-0 record.
- The top two teams in the regular season standings will meet in the 2024 Discover Big Ten Championship Game on Saturday, Dec. 7 at Lucas Oil Field in Indianapolis, Ind. The game, which will be broadcast on CBS for the first time ever, will be the first in conference history to match the No. 1 and No. 2 teams in the overall conference standings. Media can apply for credentials by visiting bigten.org/about/media.

WEEK 9 RESULTS

FRIDAY, OCT. 25

USC def. RUTGERS, 42-20

SATURDAY, OCT. 26

OHIO STATE def. NEBRASKA 21-17
INDIANA def. WASHINGTON 31-17
OREGON def. ILLINOIS 38-9
IOWA def. NORTHWESTERN 40-14
MINNESOTA def. MARYLAND 48-23
PENN STATE def. WISCONSIN 28-13
MICHIGAN def. MICHIGAN STATE 24-17

BYE: PURDUE, UCLA

BIG LIFE. BIG STAGE. BIG TEN.

The Big Ten Academic Alliance is an academic consortium of all 18 Big Ten universities, which is widely considered to be the model for effective and voluntary collaboration among top research universities.

AP TOP 25 POLL Oct. 20				US LBM COACHES POLL Oct. 20				2024 BIG TEN PLAYERS OF THE WEEK presented by IFS.ai	
Rk.	School (Votes)	Record	Pts	Prev	Rk.	School (Votes)	Record	Pts	Prev
1.	OREGON (61)	7-0	1549	1	1.	OREGON (53)	8-0	1349	1
2.	Georgia (1)	6-1	1467	2	2.	Georgia (1)	6-1	1270	2
3.	PENN STATE	7-0	1417	3	3.	PENN STATE	7-0	1239	3
4.	OHIO STATE	6-1	1324	4	4.	OHIO STATE	6-1	1160	4
5.	Miami (FL)	8-0	1283	6	5.	Miami (FL)	8-0	1136	5
6.	Texas	7-1	1276	5	6.	Texas	7-1	1096	6
7.	Tennessee	6-1	1081	7	7.	Tennessee	6-1	987	8
8.	Notre Dame	7-1	1000	12	8.	Clemson	6-1	942	9
9.	BYU	8-0	995	11	9.	Notre Dame	7-1	853	11
10.	Texas A&M	7-1	972	14	10.	Iowa State	7-0	846	10
11.	Clemson	6-1	968	9	11.	Texas A&M	7-1	806	14
12.	Iowa State	7-0	968	11	12.	BYU	8-0	786	12
13.	INDIANA	7-0	952	13	13.	INDIANA	8-0	741	13
14.	Alabama	6-2	748	15	14.	Alabama	6-2	619	15
15.	Boise State	6-1	619	17	15.	Kansas Stae	7-1	533	16
16.	Kansas State	6-1	576	17	16.	LSU	6-2	530	7
17.	LSU	6-2	577	9	17.	Pittsburgh	7-0	495	20
18.	Pittsburgh	7-0	570	19	18.	Ole Miss	6-2	475	18
19.	Ole Miss	6-2	471	18	19.	Boise State	6-1	459	19
20.	SMU	7-1	400	22	20.	SMU	7-1	346	22
21.	Army	7-0	312	23	21.	Army	7-0	278	23
22.	Washington State	7-1	220	NR	22.	Washington State	7-1	160	NR
23.	Colorado	6-2	152	NR	23.	Missouri	6-2	114	17
24.	ILLINOIS	6-2	113	21	24.	ILLINOIS	6-2	89	21
25.	Missouri	6-2	44	22	25.	Memphis	7-1	76	NR

Others receiving votes: Vanderbilt 41, Memphis 34, Tulane 28, Navy 23, Louisville 5, Arkansas 4, UNLV 4, Louisiana-Lafayette 3, South Carolina 1.

Others receiving votes: Colorado 75, Tulane 27, Louisiana 14, Vanderbilt 13, Navy 10, UNLV 7, Arizona State 5, Virginia Tech 3, Duke 3, Arkansas 3, Louisville 2, James Madison 2, MICHIGAN 1

- 9/2 O: Miller Moss, R-Jr., QB, USC
D: Kevin Winston Jr., Jr., S, PSU
ST: Mateen Bhaghani, So., K, UCLA
ST: Dominic Zvada, Jr., K, MICH
F: Dylan Raiola, Fr., QB, NEB
- 9/9 O: Kyle Monangai, Sr., RB, RU
D: Xavier Scott, Jr., DB, ILL
ST: Tez Johnson, Sr., WR, ORE
F: Nick Marsh, Fr., WR, MSU
- 9/16 O: Kurtis Rourke, Sr., QB, IND
D: Dante Trader Jr., Sr., DB, MD
ST: Atticus Sappington, Jr., K, ORE
F: Kerry Brown, R-Fr., DB, MINN
- 9/23 O: Kaleb Johnson, Jr., RB, IOWA
O: Luke Altmyer, Jr., QB, ILL
D: Josiah Stewart, Sr., EDGE, MICH
ST: Tommy Doman, Sr., P, MICH
F: Khmori House, Fr., ILB, WASH
- 9/30 O: Kaleb Mullings, Sr., RB, MICH
O: Tez Johnson, Sr., WR, ORE
D: Abdul Carter, Jr., DE/LB, PSU
ST: Dominic Zvada, Jr., K, MICH
F: Jeremiah Smith, WR, OSU
- 10/7 O: Kurtis Rourke, Sr., QB, IND
O: Emeka Egbuka, Gr., WR, OSU
D: Jordan Burch, Sr., DE, ORE
ST: Brian Buschini, Sr., P, NEB
F: Trech Kekahuna, WR, WIS
- 10/14 O: Dillon Gabriel, Sr., QB, ORE
O: Tyler Warren, Sr., TE, PSU
D: Aaron Graves, Jr., DL, IOWA
D: Koi Perich, Fr., DB, MINN
ST: Luke Akers, Jr., K/P, NU
F: Ryan Barker, K, PSU
- 10/21 O: Ethan Garbers, Sr., QB, UCLA
D: Gabe Jacas, Jr., OLB, ILL
ST: Jonathan Kim, Gr., P/K, MSU
F: Nick Marsh, WR, MSU
- 10/28 O: Max Brosmer, Gr., QB, MINN
D: D'Angelo Ponds, So., DB, IND
ST: Kaden Wetjen, Sr., K, IOWA
F: Koi Perich, Fr., DB, MINN

BIG TEN COACHING RECORDS

Coach, School	Career (Yrs)	At School (Yrs)	Big Ten Only
Bret Bielema, ILL	121-79 (16th)	24-21 (4th)	52-36
Curt Cignetti, IND	127-35 (14th)	8-0 (1st)	5-0
Kirk Ferentz, IOWA	212-143 (29th)	200-122 (26th)	124-88
Michael Locksley, MD	35-63 (10th)	33-37 (7th)	16-36
Sherrone Moore, MICH	5-3 (1st)	5-3 (1st)	3-2
P.J. Fleck, MINN	84-59 (12th)	54-37 (8th)	31-34
Jonathan Smith, MSU	38-39 (7th)	4-4 (1st)	2-3
Matt Rhule, NEB	57-53 (9th)	10-10 (2nd)	5-9
David Braun, NU	11-10 (2nd)	11-10 (2nd)	6-8
Dan Lanning, ORE	29-5 (3rd)	29-5 (3rd)	5-0
Ryan Day, OSU	62-9 (7th)	62-9 (7th)	42-4
James Franklin, PSU	119-54 (13th)	95-39 (11th)	60-32
Ryan Walters, PUR	5-14 (2nd)	5-14 (2nd)	3-10
Greg Schiano, RU	91-99 (16th)	91-99 (15th)	10-31
DeShaun Foster, UCLA	2-5 (1st)	2-5 (1st)	1-4
Lincoln Riley, USC	78-22 (8th)	23-12 (3rd)	2-4
Jedd Fisch, WASH	21-26 (4th)	4-4 (1st)	2-3
Luke Fickell, WIS	76-34(9th)	13-9 (2nd)	11-11

FOLLOW THE BIG TEN

The Big Ten football page on bigten.org will feature notes, recaps, statistics, standings and more. You can also keep track of Big Ten football in real time by following the conference on Twitter @B1Gfootball and @BigTen or becoming a fan of the Big Ten Conference on Facebook to receive exclusive updates.



COLLEGEPRESSBOX.COM

collegepressbox is the official media website for Division I football. Access and download game notes, quotes, statistics, media guides, headshots, logos and more for all FBS schools, conferences, postseason games, awards and the College Football Playoff. For access, please register for an account at collegepressbox.com/register.



BIG LIFE. BIG STAGE. BIG TEN.

Every Big Ten Academic Alliance institution ranks among the top 90 universities in the nation according to the 2024 Academic Ranking of World Universities, including 10 in the top 40.

BIG TEN IN THE POLLS AP/US LBM Coaches

	ILL	IND	IOWA	MD	MICH	MSU	MINN	NEB	NU	ORE	OSU	PSU	PUR	RU	UCLA	USC	WASH	WIS
Preseason	-/-	-/-	25/25	-/RV	9/8	-/-	-/-	RV/RV	-/-	3/3	2/2	8/9	-/-	-/-	-/-	23/23	RV/RV	RV/RV
Sept. 3	-/-	-/-	21/21	-/RV	10/9	-/-	-/-	RV/RV	-/-	7/6	2/2	8/8	-/-	-/-	-/-	13/14	RV/RV	RV/RV
Sept. 8	RV/RV	-/RV	RV/RV	-/-	17/16	-/RV	-/-	23/24	-/-	9/6	3/2	8/7	-/-	-/-	-/-	11/11	22/RV	RV/RV
Sept. 15	24/RV	RV/RV	RV/RV	-/-	18/17	-/RV	-/-	22/22	-/-	9/6	3/3	10/8	-/-	-/-	-/-	11/12	-/RV	-/-
Sept. 22	19/21	RV/RV	RV/RV	-/-	12/12	-/-	-/-	-/RV	-/-	8/7	3/3	9/8	-/-	-/RV	-/-	13/16	-/RV	-/-
Sept. 29	24/25	23/24	RV/RV	-/-	10/10	-/-	-/-	RV/RV	-/-	6/6	3/3	7/7	-/-	RV/RV	-/-	11/15	-/-	-/-
Oct. 6	23/23	18/20	RV/RV	-/-	24/21	-/-	-/-	RV/RV	-/-	3/3	2/2	4/5	-/-	-/RV	-/-	RV/RV	RV/RV	-/-
Oct. 13	22/21	16/18	RV/RV	-/-	24/22	-/-	-/-	RV/25	-/-	2/2	4/5	3/3	-/-	-/-	-/-	RV/-	-/-	-/-
Oct. 20	20/21	13/13	-/-	-/-	-/-	-/-	-/-	RV/RV	-/-	1/1	4/4	3/3	-/-	-/-	-/-	-/-	-/-	-/RV
Oct. 27	24/24	13/13	-/-	-/-	-/RV	-/-	-/-	-/-	-/-	1/1	4/4	3/3	-/-	-/-	-/-	-/-	-/-	-/-

BIG TEN FOOTBALL AWARDS

The Big Ten will continue to honor its past while recognizing its current standouts at the conclusion of the 2024 campaign. The Big Ten's enhanced football awards program presents 19 individual trophies in addition to the Big Ten Championship trophy, bearing the names of one or two former standouts. The distinguished names on these football awards honor just a small sampling of the countless students and coaches who have contributed to the conference's rich and storied history.

Seventeen of the honors will be awarded immediately following the regular season, including awards for the best quarterback, running back, receiver, tight end, offensive lineman, defensive lineman, linebacker, defensive back, kicker, punter and return specialist. Each of these individual position awards features the names of two former standouts.

The Big Ten will also continue to honor the conference's top coaches, offensive and defensive players and linemen and freshmen with end-of-year trophies. Big Ten coaches have the opportunity to claim two awards. Media voters will select the Dave McClain Coach of the Year, which has been awarded since 1972, while coaches vote for the Hayes-Schembechler Coach of the Year award. The top offensive player will receive the Graham-George Offensive Player of the Year award, the best defensive player will be awarded the Nagurski-Woodson Defensive Player of the Year award and the top freshman will receive the Thompson-Randle El Freshman of the Year award.

The winner of the Discover Big Ten Football Championship Game will receive the Amos Alonzo Stagg Championship Trophy, while the most outstanding player in the game will be awarded the Grange-Griffin Championship Game Most Valuable Player award. The conference also created two postcollegiate awards - the Ford-Kinnick Leadership Award and the Dungy-Thompson Humanitarian Award.

The full list of awards, along with a breakdown of the former standouts appearing in each award's name, appears to the right.

NAME OF AWARD	NAMED FOR
Championship Game Awards	
Amos Alonzo Stagg Championship Trophy	Amos Alonzo Stagg, Chicago
Grange-Griffin Championship Game MVP <i>(media vote only)</i>	Harold Edward "Red" Grange, Illinois Archie Griffin, Ohio State
Postcollegiate Awards <i>(vote by school administrators)</i>	
Ford-Kinnick Leadership Award	Gerald R. Ford, Michigan Nile Kinnick, Iowa
Dungy-Thompson Humanitarian Award	Tony Dungy, Minnesota Anthony Thompson, Indiana
Annual Awards <i>(combined vote by coaches and media, unless otherwise noted)</i>	
Graham-George Offensive Player of the Year	Otto Graham, Northwestern Eddie George, Ohio State
Nagurski-Woodson Defensive Player of the Year	Bronislau "Bronko" Nagurski, Minnesota Charles Woodson, Michigan
Hayes-Schembechler Coach of the Year <i>(coaches vote only)</i>	Wayne Woodrow "Woody" Hayes, Ohio State Glenn Edward "Bo" Schembechler, Michigan
Dave McClain Coach of the Year <i>(media vote only)</i>	Dave McClain, Wisconsin
Thompson-Randle El Freshman of the Year	Darrell Thompson, Minnesota Antwaan Randle El, Indiana
Rimington-Pace Offensive Lineman of the Year	Dave Rimington, Nebraska Orlando Pace, Ohio State
Smith-Brown Defensive Lineman of the Year	Charles Aaron "Bubba" Smith, Michigan State Courtney Brown, Penn State
Griese-Brees Quarterback of the Year	Bob Griese, Purdue Drew Brees, Purdue
Ameche-Dayne Running Back of the Year	Alan Ameche, Wisconsin Ron Dayne, Wisconsin
Tatum-Woodson Defensive Back of the Year	Jack Tatum, Ohio State Rod Woodson, Purdue
Butkus-Fitzgerald Linebacker of the Year	Dick Butkus, Illinois Pat Fitzgerald, Northwestern
Richter-Howard Receiver of the Year	Pat Richter, Wisconsin Desmond Howard, Michigan
Kwalick-Clark Tight End of the Year	Ted Kwalick, Penn State Dallas Clark, Iowa
Bakken-Andersen Kicker of the Year	Jim Bakken, Wisconsin Morten Andersen, Michigan State
Eddleman-Fields Punter of the Year	Thomas Dwight "Dike" Eddleman, Illinois Brandon Fields, Michigan State
Rodgers-Dwight Return Specialist of the Year	Johnny Rodgers, Nebraska Tim Dwight, Iowa

BIG LIFE. BIG STAGE. BIG TEN.

The Big Ten leads all conferences with more than 1,900 Academic All-Americans, including 80 honorees during the 2023-24 academic year.

2024 BIG TEN FOOTBALL CHAMPIONSHIP GAME



The 2024 Big Ten Football Championship Game will kick off from Lucas Oil Stadium in Indianapolis at 8 p.m. ET on Dec. 7, 2024.

The winner of the East Division will meet the winner of the West Division, with the game's victor earning the Big Ten Championship and a chance to play in one of the six bowls that comprise the College Football Playoff, including the Rose Bowl Game.

CBS will serve as the official broadcast partner of the Big Ten Football Championship Game, while Lucas Oil Stadium will host the title games through at least 2024.

For more information on the Big Ten Football Championship Game, including details on potential public ticket sales, stadium safety protocols and ancillary events in and around the city of Indianapolis, visit the Game's official web site at bigten.org/fcg.

The Big Ten Communications staff will inform media members on credential application procedures at a later date.

CHAMPIONSHIP GAME QUICK FACTS

Date: Saturday, Dec. 7, 2024

Time: 8 p.m. ET

Television: CBS

Site: Indianapolis, Ind.

Facility: Lucas Oil Stadium

Surface: FieldTurf

Capacity: 65,972

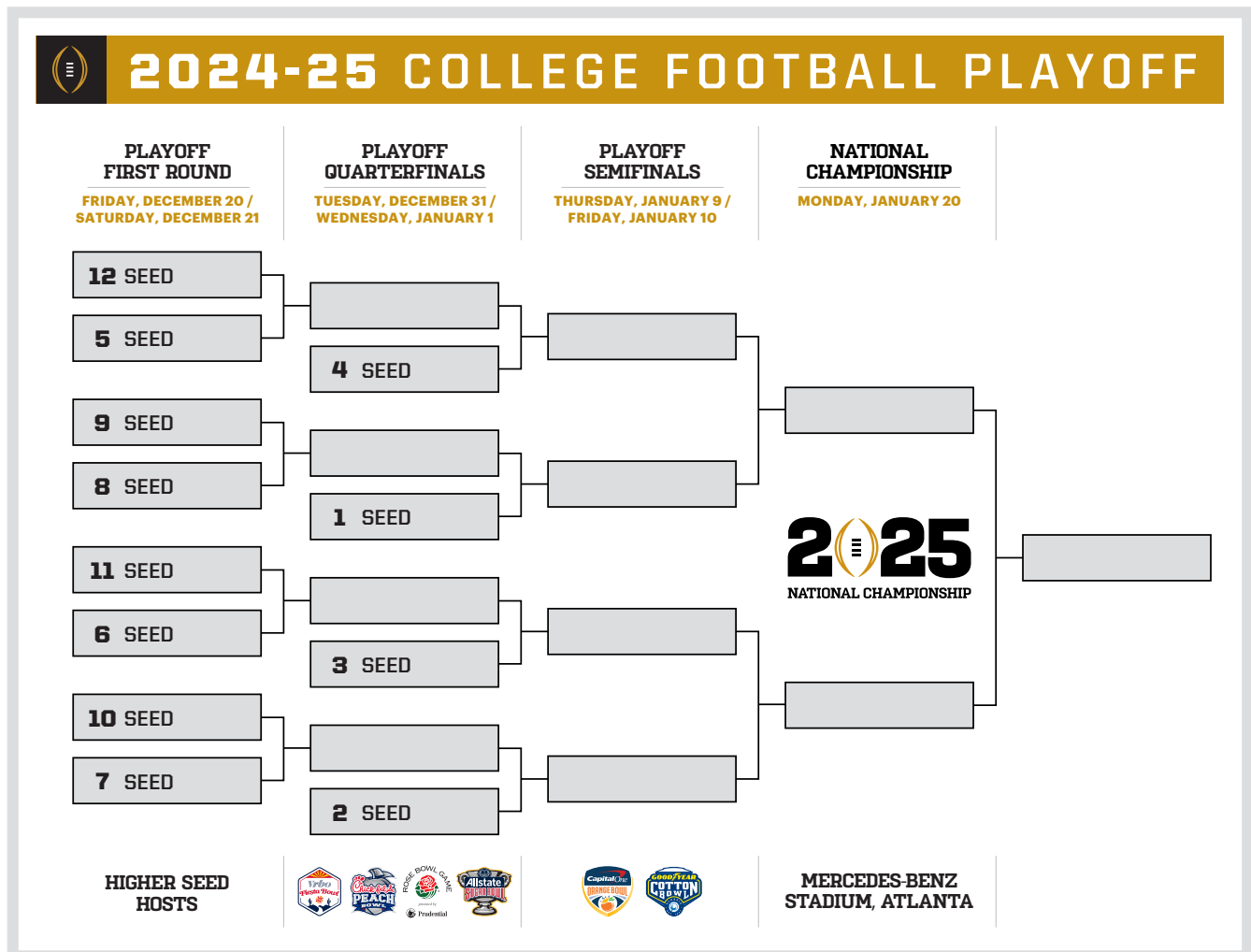


BIG LIFE. BIG STAGE. BIG TEN.

Big Ten Academic Alliance schools annually conduct \$17 billion in funded research.

2024-25 COLLEGE FOOTBALL PLAYOFF FORMAT

- The 12 participating teams will be the five conference champions ranked highest by the CFP selection committee, plus the next seven highest-ranked teams.
- The ranking of the teams will continue to be done by a selection committee.
- The four highest-ranked conference champions will be seeded one through four and will receive a first-round bye. The fifth conference champion will be seeded where it was ranked or at No. 12 if it is outside the top 12 rankings. Non-conference champions ranked in the top four will be seeded beginning at No. 5. Because of this, the seeding, 1 through 12, could look different than the final rankings.
- The eight teams seeded No. 5-12 will play in a first round with the higher seeds hosting the lower seeds either on campus or at other sites designated by the higher-seeded institution (No. 12 at No. 5, No. 11 at No. 6, No. 10 at No. 7 and No. 9 at No. 8.).
- The selection committee will assign the four highest-ranked conference champions to Playoff Quarterfinals hosted by bowls. This will be done in consideration of historic bowl relationships, then in consideration of rankings. For example, if the Sugar Bowl hosts a Playoff Quarterfinal and the SEC champion is ranked No. 1 and the Big 12 champion is ranked No. 3, the SEC champion would be assigned to the Sugar Bowl and the Big 12 champion would be assigned elsewhere.
- With the four highest-ranked conference champions assigned to bowls, their four Playoff Quarterfinal opponents will be dictated by the bracket (i.e., No. 1 vs. No. 8/9 winner, No. 4 vs. No. 5/12 winner, No. 2 vs. 7/10 winner; No. 3 vs. 6/11 winner.)
- The College Football Playoff bracket will follow the selection committee’s rankings, with no modifications made to avoid rematches between teams that may have played during the regular season or are from the same conference.
- The bracket will remain in effect throughout the playoff (i.e., no re-seeding).
- The highest seed will receive preferential placement for the Playoff Semifinal bowl assignment.
- All 11 games will be under the CFP umbrella with the administrative policies determined by the CFP.



BIG LIFE. BIG STAGE. BIG TEN.

Big Ten schools have won at least five national championships in 26 of the last 30 years, averaging nearly seven per year during that span.

BIG TEN X ABBOTT - THE WE GIVE BLOOD DRIVE

Every season we give it everything we have. We give our strength, we give our souls and so much more – it's in our blood. And now we can give that too. This season, Abbott and the Big Ten are pitting school against school in the largest blood donation competition of our lifetime to fight the largest blood shortage in a generation.

Want your school to win? Then don't give up. Give blood. Every donation scores one point for your school on the leaderboard.











The winning school will receive \$1 million to advance student or community health.

Individual donors will be offered a free one month subscription to B1G+ and will be entered to win a trip to the 2024 Discover® Big Ten Football Championship Game on December 7, 2024.

Students will be able to donate at mobile blood drives on campus, and alumni, fans and students alike can donate at blood donation centers across the country. Results will be tracked in real time at BigTen.Org/Abbott after donors attribute donations to their favorite school.

BIG TEN DONATION LEADERBOARD

(as of Oct. 31)

	UNIVERSITY	LIVES SAVED	DONORS
	Nebraska	6054	2018
	Wisconsin	3066	1022
	UCLA	2412	804
	Iowa	1926	642
	Michigan	1788	596
	Ohio State	1593	531
	Michigan State	1521	507
	Purdue	1482	494
	Illinois	1404	468
	Minnesota	1206	402


BIG TEN CONFERENCE

28,770

LIVES SAVED

9,590

DONORS



Big Life. Big Stage. Big Ten.

Since its inception in 1896, the pursuit and attainment of academic excellence has been a priority for every Big Ten member institution. But maintaining the conference's standard of competing at the highest level in athletics also endures as an important component of the Big Ten experience. Striking that balance between academics and athletics is integral to the Big Ten's identity. Recognized as one of intercollegiate sports' most successful undertakings, the Big Ten strives for success from its students not only on the field and in the classroom, but around the world as well.

PREMIER ACADEMIC INSTITUTIONS

The Big Ten Academic Alliance is an academic consortium of all 18 Big Ten universities, which is widely considered to be the model for effective and voluntary collaboration among top research universities.

Every Big Ten Academic Alliance institution ranks among the top 90 universities in the nation according to the 2024 Academic Ranking of World Universities, including 10 in the top 40.

The Big Ten leads all conferences with more than 1,900 Academic All-Americans, including 80 honorees during the 2023-24 academic year.

Big Ten Academic Alliance schools annually conduct \$17 billion in funded research.

A HISTORY OF ATHLETIC SUCCESS

Big Ten schools have won at least five national championships in 26 of the last 30 years, averaging nearly seven per year during that span.

Since the 2005-06 academic year, current Big Ten institutions have claimed 119 team national championships in 26 different sports.

BROAD-BASED PROGRAMMING

Big Ten institutions support more than 11,000 participation opportunities on 350 teams in 42 different sports.

The Big Ten sponsors 28 official conference sports, 14 for men and 14 for women.

The Big Ten leads the nation in total students competing in intercollegiate athletics and participation opportunities, and sponsors more official sports than all conferences except the Ivy League.

Nearly 2,000 Big Ten competitors have participated in the Olympics, winning more than 600 medals, including more than 200 gold. The Big Ten Conference enjoyed its finest performance at a single Olympic Games during the 2024 Summer Olympics in Paris, France, as athletes with Big Ten ties set conference records by earning 98 total medals and 27 gold medals during the 17-day competition, surpassing the previous mark of 51 medals at the 2020 Summer Games in Tokyo, Japan. All 18 Big Ten member schools were represented at the 2024 Summer Games, competing for 64 nations in 17 sports.

PASSIONATE FOLLOWING

The Big Ten leads all conferences with 9.4 million alumni and nearly 823,000 students.

Big Ten men's and women's basketball combined for 4.3 million fans in their home arenas throughout the 2023-24 season and paced the nation in total attendance. Volleyball Day in Nebraska attracted 92,003 fans, the largest attendance in women's sports history. All seven of the Big Ten ice hockey teams also ranked in the top 15 nationally in average attendance.

In 2023-24, Big Ten women's basketball programs set ratings records on seven different networks – BTN, FOX, FS1, NBC, Peacock, ESPN and CBS.

LEADERS IN INNOVATION

Took part in the nation's first bowl game, winning the 1902 Rose Bowl Game, and signed an exclusive contract with the Tournament of Roses in 1946, making it the first bowl with permanent conference affiliations.

Awarded the first Big Ten Medal of Honor in 1915, honoring outstanding seniors who demonstrated excellence in academics and athletics.

Formed the Big Ten Advisory Commission in 1972, enlisting former students that competed in conference athletics to serve as liaisons to the NCAA's Diversity and Inclusion Department, the Big Ten Student-Athlete Advisory Commission and other organizations.

Became the first conference to voluntarily adopt male and female participation goals after launching its Gender Equity Action Plan in 1992.

Launched the Big Ten Network (BTN) in 2007, the first national conference-owned television network.

Began partnering with the Ivy League to study the effects of head injuries in sports in 2012.

Twenty years after adding instant replay in 2004, announced a state-of-the-art replay center, featuring 18 dedicated replay bays and six dedicated medical observation stations.

Championed new legislation for football permitting coach-to-player helmet communication and the use of sideline video by student-athletes, and coaches, both of which were introduced in the fall of 2024.

EXTENSIVE TELEVISION EXPOSURE

Through the Big Ten's current media agreements with BTN, NBC, Peacock, CBS and FOX, more than 2,000 Big Ten events are produced and distributed nationally and globally on an annual basis.

BTN reaches nearly 50 million homes and is also available via the Fox Sports App, delivering live and on-demand programming to computers, smartphones and tablets. B1G+ streams more than 2,000 additional events each season.

COMMUNITY & IMPACT

The Big Ten Conference is dedicated to making a lasting impact on the communities where its major events are held. In recent years, the conference has hosted sports clinics, renovated recreation centers and given elementary-aged children the chance to experience major Big Ten events.

Around the Big Ten Football Championship Game and Basketball Tournaments, the conference focuses on creating meaningful improvements, aiming to leave each location better than it was found.

Moving forward, the Big Ten will continue to collaborate with the College Football Playoff Foundation, local sports organizations and school district foundations to enhance spaces for teachers and children and provide educational opportunities for youth.

2024 COMPOSITE FOOTBALL SCHEDULE

<i>DATE/MATCHUP</i>	<i>TIME</i>	<i>BROADCAST</i>	<i>DATE/MATCHUP</i>	<i>TIME</i>	<i>BROADCAST</i>
<u>THURSDAY, AUG. 29</u>			<u>SATURDAY, SEPT. 21</u>		
Howard at Rutgers	6 p.m.	Big Ten Network	Iowa at Minnesota	7:30 p.m.	NBC
North Carolina at Minnesota	8 p.m.	FOX	Michigan State at Boston College	8 p.m.	ACC Network
Eastern Illinois at Illinois	9 p.m.	Big Ten Network	Purdue at Oregon State	8:30 p.m.	The CW
<u>FRIDAY, AUG. 30</u>			<u>FRIDAY, SEPT. 27</u>		
Florida Atlantic at Michigan State	7 p.m.	Big Ten Network	Washington at Rutgers	8 p.m.	FOX
Western Michigan at Wisconsin	9 p.m.	FS1			
<u>SATURDAY, AUG. 31</u>			<u>SATURDAY, SEPT. 28</u>		
Penn State at West Virginia	12 p.m.	FOX	Maryland at Indiana	12 p.m.	Big Ten Network
Indiana State at Purdue	12 p.m.	Big Ten Network	Minnesota at Michigan	12 p.m.	FOX
Illinois State at Iowa	12 p.m.	Big Ten Network	Nebraska at Purdue (HC)	12 p.m.	Peacock
UConn at Maryland	12 p.m.	FS1	Wisconsin at USC	3:30 p.m.	CBS
Florida International at Indiana	3:30 p.m.	Big Ten Network	Ohio State at Michigan State	7 p.m.	Peacock
Akron at Ohio State	3:30 p.m.	CBS	Illinois at Penn State (HC)	7:30 p.m.	NBC
Miami (OH) at Northwestern	3:30 p.m.	Big Ten Network	Oregon at UCLA	11 p.m.	FOX
UTEP at Nebraska	3:30 p.m.	FOX			
Idaho at Oregon	7:30 p.m.	Big Ten Network	<u>FRIDAY, OCT. 4</u>		
Fresno State at Michigan	7:30 p.m.	NBC	Michigan State at Oregon	9 p.m.	FOX
UCLA at Hawaii	7:30 p.m.	CBS			
Weber State at Washington	11 p.m.	Big Ten Network	<u>SATURDAY, OCT. 5</u>		
			UCLA at Penn State	12 p.m.	FOX
			Purdue at Wisconsin	12 p.m.	Big Ten Network
			Indiana at Northwestern	3:30 p.m.	Big Ten Network
			Iowa at Ohio State	3:30 p.m.	CBS
			Rutgers at Nebraska	4 p.m.	FS1
			USC at Minnesota	7:30 p.m.	Big Ten Network
			Michigan at Washington	7:30 p.m.	NBC
			<u>FRIDAY, OCT. 11</u>		
			Maryland at Northwestern	8 p.m.	FOX or FS1
			<u>SATURDAY, OCT. 12</u>		
			Washington at Iowa	12 p.m.	FOX
			Wisconsin at Rutgers	12 p.m.	Big Ten Network
			Purdue at Illinois	3:30 p.m.	FS1
			Penn State at USC	3:30 p.m.	CBS
			Ohio State at Oregon	7:30 p.m.	NBC
			Minnesota at UCLA	9 p.m.	Big Ten Network
			<u>FRIDAY, OCT. 18</u>		
			Oregon at Purdue	8 p.m.	FOX
			<u>SATURDAY, OCT. 19</u>		
			Nebraska at Indiana (HC)	12 p.m.	FOX
			Wisconsin at Northwestern	12 p.m.	Big Ten Network
			UCLA at Rutgers (HC)	12 p.m.	FS1
			Michigan at Illinois	3:30 p.m.	CBS
			USC at Maryland (HC)	4 p.m.	FS1
			Iowa at Michigan State (HC)	7:30 p.m.	NBC
			<u>FRIDAY, OCT. 25</u>		
			Rutgers at USC	11 p.m.	FOX
			<u>SATURDAY, OCT. 26</u>		
			Washington at Indiana	12 p.m.	Big Ten Network
			Nebraska at Ohio State (HC)	12 p.m.	FOX
			Northwestern at Iowa (HC)	3:30 p.m.	Big Ten Network
			Maryland at Minnesota (HC)	3:30 p.m.	FS1
			Illinois at Oregon (HC)	3:30 p.m.	CBS
			Michigan State at Michigan	7:30 p.m.	Big Ten Network
			Penn State at Wisconsin (HC)	7:30 p.m.	NBC
			<u>SATURDAY, NOV. 2</u>		
			Minnesota at Illinois	12 p.m.	FS1
			Ohio State at Penn State	12 p.m.	FOX
			Northwestern at Purdue	12 p.m.	Big Ten Network
			Oregon at Michigan	3:30 p.m.	CBS
			Indiana at Michigan State	3:30 p.m.	Peacock
			UCLA at Nebraska	3:30 p.m.	Big Ten Network
			Wisconsin at Iowa	7:30 p.m.	NBC
			USC at Washington (HC)	7:30 p.m.	Big Ten Network

BIG LIFE. BIG STAGE. BIG TEN.

Through the Big Ten's new media agreements with BTN, CBS, FOX and NBC/Peacock, more than 2,000 Big Ten events are produced and distributed nationally and globally on an annual basis.

2024 COMPOSITE FOOTBALL SCHEDULE (cont.)

FRIDAY, NOV. 8

Iowa at UCLA 9 p.m. FOX

SATURDAY, NOV. 9

Maryland at Oregon 7 p.m. Big Ten Network
Michigan at Indiana
Purdue at Ohio State
Washington at Penn State
Minnesota at Rutgers

FRIDAY, NOV. 15

UCLA at Washington 9 p.m. FOX

SATURDAY, NOV. 16

Michigan State at Illinois
Rutgers at Maryland
Ohio State at Northwestern (HC) [3]
Penn State at Purdue
Nebraska at USC (HC)
Oregon at Wisconsin

FRIDAY, NOV. 22

Purdue at Michigan State 8 p.m. FOX

SATURDAY, NOV. 23

Iowa at Maryland
Northwestern at Michigan
Penn State at Minnesota
Wisconsin at Nebraska
Indiana at Ohio State
Illinois at Rutgers
USC at UCLA

FRIDAY, NOV. 29

Minnesota at Wisconsin 12 p.m. CBS
Nebraska at Iowa 7:30 p.m. NBC

SATURDAY, NOV. 30

Michigan at Ohio State 12 p.m. FOX
Purdue at Indiana
Rutgers at Michigan State
Illinois at Northwestern
Washington at Oregon
Maryland at Penn State
Notre Dame at USC
Fresno State at UCLA

SATURDAY, DEC. 7

Big Ten Football Championship Game [4] 8 p.m. CBS

- [1] Allegiate Stadium (Las Vegas, Nev.)
[2] Lumen Field (Seattle, Wash.)
[3] Wrigley Field (Chicago, Ill.)
[4] Lucas Oil Stadium (Indianapolis, Ind.)

Dates subject to change... All times Eastern

BIG TEN FOOTBALL MEDIA CONTACTS

Illinois

Brett Moore btmoore3@illinois.edu

Indiana

Jeff Keag jkeag@iu.edu
Greg Campbell campbeg@iu.edu

Iowa

Matt Weitzel matthew-weitzel@uiowa.edu
James Allan james-allan@uiowa.edu

Maryland

Dustin Semonavick dustin@umd.edu
Alyssa Muir amuir@umd.edu

Michigan

David Ablauf dablauf@umich.edu
Chad Shepard shepchad@umich.edu

Michigan State

Ben Phlegar phlegarb@ath.msu.edu

Minnesota

Paul Rovnak psrovnak@umn.edu
Karl Anderson kganders@umn.edu

Nebraska

Keith Mann kmann@huskers.com

Northwestern

Zach Wingrove zachary.wingrove@northwestern.edu

Ohio State

Jerry Emig emig.2@osu.edu
Mike Basford basford.16@osu.edu

Oregon

Nate Krueger nkrueger@uoregon.edu
Todd Miles miles@uoregon.edu

Penn State

Greg Kincaid grk5016@psu.edu

Purdue

Adam Kuffner kuffner@purdue.edu
Patrick Crawford pcrawf@purdue.edu

Rutgers

Jimmy Gill jgill@scarletknights.com

UCLA

Andrew Sinatra asinatra@athletics.ucla.edu

USC

Katie Ryan katierya@usc.edu

Washington

Jeff Bechtold bechtold@uw.edu
Hailee Roe hroe2@uw.edu

Wisconsin

Patrick Herb PAH@athletics.wisc.edu
Nate Jelinek NJJ@athletics.wisc.edu

BIG



BIG LIFE. BIG STAGE. BIG TEN.

Big Ten institutions support more than 11,000 participation opportunities on 350 teams in 42 different sports.



2024-25 Big Ten Football
Standings
All games

Team	Overall	Pct.	Conference	Pct.	PF	PA	Home	Away	Neut.	Streak
Oregon	8-0	1.000	5-0	1.000	280	125	5-0	3-0	0-0	W 8
Penn St.	7-0	1.000	4-0	1.000	233	100	4-0	3-0	0-0	W 7
Indiana	8-0	1.000	5-0	1.000	372	113	6-0	2-0	0-0	W 8
Ohio St.	6-1	.857	3-1	.750	282	83	5-0	1-1	0-0	W 1
Illinois	6-2	.750	3-2	.600	216	165	5-0	1-2	0-0	L 1
Wisconsin	5-3	.625	3-2	.600	216	151	3-2	2-1	0-0	L 1
Iowa	5-3	.625	3-2	.600	235	152	4-1	1-2	0-0	W 1
Minnesota	5-3	.625	3-2	.600	223	134	4-2	1-1	0-0	W 3
Michigan	5-3	.625	3-2	.600	172	172	5-1	0-2	0-0	W 1
Nebraska	5-3	.625	2-3	.400	192	145	4-1	1-2	0-0	L 2
Washington	4-4	.500	2-3	.400	186	150	4-0	0-3	0-1	L 2
Michigan St.	4-4	.500	2-3	.400	168	170	3-1	1-3	0-0	L 1
Southern California	4-4	.500	2-4	.333	254	174	3-1	0-3	1-0	W 1
Maryland	4-4	.500	1-4	.200	229	222	3-2	1-2	0-0	L 1
Rutgers	4-4	.500	1-4	.200	206	198	3-2	1-2	0-0	L 4
Northwestern	3-5	.375	1-4	.200	147	177	2-3	1-2	0-0	L 2
UCLA	2-5	.286	1-4	.200	122	203	0-3	2-2	0-0	W 1
Purdue	1-6	.143	0-4	.000	142	269	1-3	0-3	0-0	L 6



**2024-25 Big Ten Football
Team Highs
All games**

POINTS	77	Indiana vs Western Ill. (09/06/2024)
POINTS SCORED KICKING	20	Michigan St. vs Iowa (10/19/2024)
TOUCHDOWNS	11	Indiana vs Western Ill. (09/06/2024)
TOTAL OFFENSE YARDS	718	Penn St. vs Kent St. (09/21/2024)
TOTAL OFFENSE PLAYS	89	Rutgers at Southern California (10/25/2024)
TOTAL OFFENSE YARDS/PLAY	10.3	Indiana vs Western Ill. (09/06/2024)
RUSHING YARDS	329	Rutgers vs Howard (08/29/2024)
RUSHING ATTEMPTS	52	Indiana vs Washington (10/26/2024)
	52	Rutgers at Virginia Tech (09/21/2024)
YARDS PER RUSH	9.0	Ohio St. vs Marshall (09/21/2024)
RUSHING TDS	7	Indiana vs Western Ill. (09/06/2024)
LONGEST RUSH	86	Ohio St. vs Marshall (09/21/2024)
PASSING YARDS	410	Ohio St. vs Western Mich. (09/07/2024)
PASSING ATTEMPTS	52	Maryland vs Northwestern (10/11/2024)
	52	Southern California at Michigan (09/21/2024)
PASSING TDS	5	Penn St. vs Kent St. (09/21/2024)
LONGEST PASS	77	Michigan St. at Maryland (09/07/2024)
PASSES COMPLETED	41	Oregon vs Idaho (08/31/2024)
HAD INTERCEPTED	3	Nebraska at Indiana (10/19/2024)
	3	UCLA vs Minnesota (10/12/2024)
	3	Penn St. at Southern California (10/12/2024)
	3	Michigan St. at Boston College (09/21/2024)
	3	Michigan vs Arkansas St. (09/14/2024)
PASS COMPLETION PCT	90.5	Indiana vs Western Ill. (09/06/2024)
PASSING YARDS/ATTEMPT	18.0	Indiana vs Western Ill. (09/06/2024)
YARDS PER CATCH	20.3	Northwestern at Maryland (10/11/2024)
FIELD GOAL ATTEMPTS	7	Michigan St. vs Iowa (10/19/2024)
FIELD GOALS MADE	6	Michigan St. vs Iowa (10/19/2024)
LONGEST FIELD GOAL	59	Illinois vs Central Mich. (09/14/2024)



2024-25 Big Ten Football
Team Highs
All games

FIELD GOAL PCT	
100.0	Michigan vs Michigan St. (10/26/2024)
100.0	Wisconsin vs Penn St. (10/26/2024)
100.0	Iowa vs Northwestern (10/26/2024)
100.0	Maryland at Minnesota (10/26/2024)
100.0	Minnesota vs Maryland (10/26/2024)
100.0	Oregon vs Illinois (10/26/2024)
100.0	Illinois at Oregon (10/26/2024)
100.0	Nebraska at Ohio St. (10/26/2024)
100.0	Indiana vs Washington (10/26/2024)
100.0	Washington at Indiana (10/26/2024)
100.0	Rutgers at Southern California (10/25/2024)
100.0	Rutgers vs UCLA (10/19/2024)
100.0	UCLA vs Minnesota (10/12/2024)
100.0	Ohio St. at Oregon (10/12/2024)
100.0	Illinois vs Purdue (10/12/2024)
100.0	Purdue at Illinois (10/12/2024)
100.0	Penn St. at Southern California (10/12/2024)
100.0	Iowa vs Washington (10/12/2024)
100.0	Northwestern at Maryland (10/11/2024)
100.0	Minnesota vs Southern California (10/05/2024)
100.0	Michigan at Washington (10/05/2024)
100.0	Indiana at Northwestern (10/05/2024)
100.0	Northwestern vs Indiana (10/05/2024)
100.0	Penn St. vs UCLA (10/05/2024)
100.0	UCLA at Penn St. (10/05/2024)
100.0	Wisconsin vs Purdue (10/05/2024)
100.0	Purdue at Wisconsin (10/05/2024)
100.0	Oregon vs Michigan St. (10/04/2024)
100.0	Michigan St. at Oregon (10/04/2024)
100.0	UCLA vs Oregon (09/28/2024)
100.0	Oregon at UCLA (09/28/2024)
100.0	Ohio St. at Michigan St. (09/28/2024)
100.0	Southern California vs Wisconsin (09/28/2024)
100.0	Michigan vs Minnesota (09/28/2024)
100.0	Michigan St. at Boston College (09/21/2024)
100.0	Iowa at Minnesota (09/21/2024)
100.0	Northwestern at Washington (09/21/2024)
100.0	Southern California at Michigan (09/21/2024)
100.0	UCLA at LSU (09/21/2024)
100.0	Indiana vs Charlotte (09/21/2024)
100.0	Maryland vs Villanova (09/21/2024)
100.0	Illinois at Nebraska (09/20/2024)
100.0	Nebraska vs UNI (09/14/2024)
100.0	Michigan St. vs Prairie View (09/14/2024)
100.0	Iowa vs Troy (09/14/2024)
100.0	Washington vs Washington St. (N) (09/14/2024)
100.0	Oregon at Oregon St. (09/14/2024)
100.0	Southern California vs Utah St. (09/07/2024)
100.0	Oregon vs Boise St. (09/07/2024)
100.0	Illinois vs Kansas (09/07/2024)
100.0	Michigan St. at Maryland (09/07/2024)
100.0	Iowa vs Iowa St. (09/07/2024)
100.0	Wisconsin vs South Dakota (09/07/2024)
100.0	Washington vs Eastern Mich. (09/07/2024)
100.0	Michigan vs Texas (09/07/2024)
100.0	Penn St. vs Bowling Green (09/07/2024)



**2024-25 Big Ten Football
Team Highs
All games**

Page 3/6
as of Oct 31, 2024

PAT KICKS ATTEMPTED	11	Indiana vs Western Ill. (09/06/2024)
PAT KICKS MADE	11	Indiana vs Western Ill. (09/06/2024)



**2024-25 Big Ten Football
Team Highs
All games**

PAT KICKS PCT	
100.0	Michigan St. at Michigan (10/26/2024)
100.0	Michigan vs Michigan St. (10/26/2024)
100.0	Penn St. at Wisconsin (10/26/2024)
100.0	Wisconsin vs Penn St. (10/26/2024)
100.0	Iowa vs Northwestern (10/26/2024)
100.0	Northwestern at Iowa (10/26/2024)
100.0	Maryland at Minnesota (10/26/2024)
100.0	Minnesota vs Maryland (10/26/2024)
100.0	Oregon vs Illinois (10/26/2024)
100.0	Ohio St. vs Nebraska (10/26/2024)
100.0	Indiana vs Washington (10/26/2024)
100.0	Washington at Indiana (10/26/2024)
100.0	Southern California vs Rutgers (10/25/2024)
100.0	Iowa at Michigan St. (10/19/2024)
100.0	Michigan St. vs Iowa (10/19/2024)
100.0	Maryland vs Southern California (10/19/2024)
100.0	Southern California at Maryland (10/19/2024)
100.0	Illinois vs Michigan (10/19/2024)
100.0	Michigan at Illinois (10/19/2024)
100.0	Rutgers vs UCLA (10/19/2024)
100.0	UCLA at Rutgers (10/19/2024)
100.0	Indiana vs Nebraska (10/19/2024)
100.0	Nebraska at Indiana (10/19/2024)
100.0	Wisconsin at Northwestern (10/19/2024)
100.0	Oregon at Purdue (10/18/2024)
100.0	UCLA vs Minnesota (10/12/2024)
100.0	Minnesota at UCLA (10/12/2024)
100.0	Oregon vs Ohio St. (10/12/2024)
100.0	Ohio St. at Oregon (10/12/2024)
100.0	Illinois vs Purdue (10/12/2024)
100.0	Purdue at Illinois (10/12/2024)
100.0	Penn St. at Southern California (10/12/2024)
100.0	Southern California vs Penn St. (10/12/2024)
100.0	Wisconsin at Rutgers (10/12/2024)
100.0	Rutgers vs Wisconsin (10/12/2024)
100.0	Washington at Iowa (10/12/2024)
100.0	Iowa vs Washington (10/12/2024)
100.0	Maryland vs Northwestern (10/11/2024)
100.0	Northwestern at Maryland (10/11/2024)
100.0	Southern California at Minnesota (10/05/2024)
100.0	Minnesota vs Southern California (10/05/2024)
100.0	Michigan at Washington (10/05/2024)
100.0	Washington vs Michigan (10/05/2024)
100.0	Iowa at Ohio St. (10/05/2024)
100.0	Ohio St. vs Iowa (10/05/2024)
100.0	Rutgers at Nebraska (10/05/2024)
100.0	Nebraska vs Rutgers (10/05/2024)
100.0	Indiana at Northwestern (10/05/2024)
100.0	Northwestern vs Indiana (10/05/2024)
100.0	Penn St. vs UCLA (10/05/2024)
100.0	Wisconsin vs Purdue (10/05/2024)
100.0	Oregon vs Michigan St. (10/04/2024)
100.0	Michigan St. at Oregon (10/04/2024)
100.0	UCLA vs Oregon (09/28/2024)
100.0	Illinois at Penn St. (09/28/2024)
100.0	Penn St. vs Illinois (09/28/2024)



**2024-25 Big Ten Football
Team Highs
All games**

2 POINTS PATS MADE	2	Purdue at Illinois (10/12/2024)
PUNTS	10	Purdue vs Notre Dame (09/14/2024)
LONGEST PUNT	74	Wisconsin at Southern California (09/28/2024)
YARDS PUNTED	428	Purdue vs Notre Dame (09/14/2024)
PUNTING AVG	57.0	Iowa vs Washington (10/12/2024)
PUNT RETURNS	6	Iowa vs Illinois St. (08/31/2024)
PUNT RETURN YARDS	111	Iowa vs Northwestern (10/26/2024)
PUNT RETURN AVG	54.5	Oregon vs Boise St. (09/07/2024)
LONGEST PUNT RETURN	85	Iowa vs Northwestern (10/26/2024)
	85	Oregon vs Boise St. (09/07/2024)
KICK RETURN	6	Iowa at Michigan St. (10/19/2024)
	6	Nebraska at Indiana (10/19/2024)
KICK RETURN YARDS	161	Northwestern at Washington (09/21/2024)
KICK RETURN AVERAGE	60.0	Oregon vs Boise St. (09/07/2024)
LONGEST KICK RETURN	100	Oregon vs Boise St. (09/07/2024)
KICK RETURN TDS	1	Oregon vs Boise St. (09/07/2024)
INTERCEPTIONS	3	Indiana vs Nebraska (10/19/2024)
	3	Minnesota at UCLA (10/12/2024)
	3	Southern California vs Penn St. (10/12/2024)
	3	Minnesota vs Nevada (09/14/2024)
	3	Illinois vs Kansas (09/07/2024)
	3	Minnesota vs Rhode Island (09/07/2024)
INTERCEPTION RETURN YARDS	100	Michigan St. vs Prairie View (09/14/2024)
INTERCEPTION RETURN AVERAGE	100.0	Michigan St. vs Prairie View (09/14/2024)
LONGEST INTERCEPTION RETURN	100	Michigan St. vs Prairie View (09/14/2024)
INTERCEPTION RETURN TDS	1	Penn St. at Wisconsin (10/26/2024)
	1	Northwestern at Iowa (10/26/2024)
	1	Minnesota vs Maryland (10/26/2024)
	1	Indiana vs Washington (10/26/2024)
	1	UCLA vs Oregon (09/28/2024)
	1	Southern California vs Wisconsin (09/28/2024)
	1	Nebraska at Purdue (09/28/2024)
	1	Michigan vs Southern California (09/21/2024)
	1	Michigan St. vs Prairie View (09/14/2024)
	1	Iowa vs Troy (09/14/2024)
	1	Nebraska vs Colorado (09/07/2024)
	1	Illinois vs Kansas (09/07/2024)
	1	Minnesota vs Rhode Island (09/07/2024)
	1	Indiana vs Western Ill. (09/06/2024)
	1	Michigan vs Fresno St. (08/31/2024)
	1	Ohio St. vs Akron (08/31/2024)
	1	Rutgers vs Howard (08/29/2024)
FUMBLES LOST	3	Maryland vs Northwestern (10/11/2024)
FUMBLES RECOVERED	3	Northwestern at Maryland (10/11/2024)
SACKED BY OPP	7	Illinois at Penn St. (09/28/2024)
QB SACKS	6	Purdue vs Oregon (10/18/2024)
	6	Illinois at Nebraska (09/20/2024)
TURNOVERS COMMITTED	5	Nebraska at Indiana (10/19/2024)
TURNOVERS CAUSED	5	Indiana vs Nebraska (10/19/2024)
KICKS BLOCKED	2	Nebraska vs Rutgers (10/05/2024)
	2	Nebraska at Purdue (09/28/2024)
	2	Washington vs Eastern Mich. (09/07/2024)
FIRST DOWNS	19	Penn St. vs Kent St. (09/21/2024)
1ST DOWN RUSHING	21	Rutgers vs Howard (08/29/2024)
1ST DOWN PASSING	24	Oregon vs Idaho (08/31/2024)



**2024-25 Big Ten Football
Team Highs
All games**

Page 6/6
as of Oct 31, 2024

1ST DOWN BY PENALTY	8	Nebraska at Purdue (09/28/2024)
PENALTIES	16	Washington vs Washington St. (N) (09/14/2024)
PENALTIES YARDS	165	Purdue vs Nebraska (09/28/2024)



**2024-25 Big Ten Football
Opponent Highs
All games**

POINTS	66	Purdue vs Notre Dame (09/14/2024)
POINTS SCORED KICKING	20	Iowa at Michigan St. (10/19/2024)
TOUCHDOWNS	9	Purdue vs Notre Dame (09/14/2024)
TOTAL OFFENSE YARDS	589	Purdue at Wisconsin (10/05/2024)
TOTAL OFFENSE PLAYS	89	Southern California vs Rutgers (10/25/2024)
TOTAL OFFENSE YARDS/PLAY	9.2	Illinois vs Purdue (10/12/2024)
RUSHING YARDS	362	Purdue vs Notre Dame (09/14/2024)
RUSHING ATTEMPTS	57	Purdue at Oregon St. (09/21/2024)
YARDS PER RUSH	8.2	Purdue vs Notre Dame (09/14/2024)
RUSHING TDS	6	Purdue vs Notre Dame (09/14/2024)
LONGEST RUSH	75	Michigan St. vs Iowa (10/19/2024)
	75	Penn St. at Southern California (10/12/2024)
	75	Indiana vs Maryland (09/28/2024)
PASSING YARDS	400	Southern California vs Penn St. (10/12/2024)
PASSING ATTEMPTS	52	Northwestern at Maryland (10/11/2024)
	52	Michigan vs Southern California (09/21/2024)
PASSING TDS	4	Maryland at Minnesota (10/26/2024)
	4	Rutgers vs UCLA (10/19/2024)
	4	Iowa at Ohio St. (10/05/2024)
	4	Nebraska vs Illinois (09/20/2024)
	4	UCLA vs Indiana (09/14/2024)
LONGEST PASS	77	Maryland vs Michigan St. (09/07/2024)
PASSES COMPLETED	39	Southern California at Maryland (10/19/2024)
HAD INTERCEPTED	3	Indiana vs Nebraska (10/19/2024)
	3	Minnesota at UCLA (10/12/2024)
	3	Southern California vs Penn St. (10/12/2024)
	3	Minnesota vs Nevada (09/14/2024)
	3	Illinois vs Kansas (09/07/2024)
	3	Minnesota vs Rhode Island (09/07/2024)
PASS COMPLETION PCT	84.2	Rutgers vs UCLA (10/19/2024)
PASSING YARDS/ATTEMPT	13.8	Nebraska at Ohio St. (10/26/2024)
YARDS PER CATCH	20.3	Maryland vs Northwestern (10/11/2024)
FIELD GOAL ATTEMPTS	7	Iowa at Michigan St. (10/19/2024)
FIELD GOALS MADE	6	Iowa at Michigan St. (10/19/2024)
LONGEST FIELD GOAL	57	Washington vs Eastern Mich. (09/07/2024)



2024-25 Big Ten Football
Opponent Highs
All games

FIELD GOAL PCT	
100.0	Michigan St. at Michigan (10/26/2024)
100.0	Penn St. at Wisconsin (10/26/2024)
100.0	Northwestern at Iowa (10/26/2024)
100.0	Minnesota vs Maryland (10/26/2024)
100.0	Maryland at Minnesota (10/26/2024)
100.0	Illinois at Oregon (10/26/2024)
100.0	Oregon vs Illinois (10/26/2024)
100.0	Ohio St. vs Nebraska (10/26/2024)
100.0	Washington at Indiana (10/26/2024)
100.0	Indiana vs Washington (10/26/2024)
100.0	Southern California vs Rutgers (10/25/2024)
100.0	UCLA at Rutgers (10/19/2024)
100.0	Minnesota at UCLA (10/12/2024)
100.0	Oregon vs Ohio St. (10/12/2024)
100.0	Purdue at Illinois (10/12/2024)
100.0	Illinois vs Purdue (10/12/2024)
100.0	Southern California vs Penn St. (10/12/2024)
100.0	Washington at Iowa (10/12/2024)
100.0	Maryland vs Northwestern (10/11/2024)
100.0	Southern California at Minnesota (10/05/2024)
100.0	Washington vs Michigan (10/05/2024)
100.0	Northwestern vs Indiana (10/05/2024)
100.0	Indiana at Northwestern (10/05/2024)
100.0	UCLA at Penn St. (10/05/2024)
100.0	Penn St. vs UCLA (10/05/2024)
100.0	Purdue at Wisconsin (10/05/2024)
100.0	Wisconsin vs Purdue (10/05/2024)
100.0	Michigan St. at Oregon (10/04/2024)
100.0	Oregon vs Michigan St. (10/04/2024)
100.0	Oregon at UCLA (09/28/2024)
100.0	UCLA vs Oregon (09/28/2024)
100.0	Michigan St. vs Ohio St. (09/28/2024)
100.0	Wisconsin at Southern California (09/28/2024)
100.0	Minnesota at Michigan (09/28/2024)
100.0	Michigan St. at Boston College (09/21/2024)
100.0	Minnesota vs Iowa (09/21/2024)
100.0	Washington vs Northwestern (09/21/2024)
100.0	Michigan vs Southern California (09/21/2024)
100.0	UCLA at LSU (09/21/2024)
100.0	Nebraska vs Illinois (09/20/2024)
100.0	Maryland at Virginia (09/14/2024)
100.0	Nebraska vs UNI (09/14/2024)
100.0	Purdue vs Notre Dame (09/14/2024)
100.0	Illinois vs Central Mich. (09/14/2024)
100.0	Illinois vs Kansas (09/07/2024)
100.0	Maryland vs Michigan St. (09/07/2024)
100.0	Wisconsin vs South Dakota (09/07/2024)
100.0	Washington vs Eastern Mich. (09/07/2024)
100.0	Penn St. vs Bowling Green (09/07/2024)
100.0	Indiana vs Western Ill. (09/06/2024)
100.0	Southern California vs LSU (N) (09/01/2024)
100.0	Michigan vs Fresno St. (08/31/2024)
100.0	Ohio St. vs Akron (08/31/2024)
100.0	UCLA at Hawaii (08/31/2024)
100.0	Penn St. at West Virginia (08/31/2024)
100.0	Minnesota vs North Carolina (08/29/2024)



**2024-25 Big Ten Football
Opponent Highs
All games**

Page 3/7
as of Oct 31, 2024

PAT KICKS ATTEMPTED	9	Purdue vs Notre Dame (09/14/2024)
PAT KICKS MADE	9	Purdue vs Notre Dame (09/14/2024)



2024-25 Big Ten Football
Opponent Highs
All games

PAT KICKS PCT	
	100.0 Michigan vs Michigan St. (10/26/2024)
	100.0 Michigan St. at Michigan (10/26/2024)
	100.0 Wisconsin vs Penn St. (10/26/2024)
	100.0 Penn St. at Wisconsin (10/26/2024)
	100.0 Northwestern at Iowa (10/26/2024)
	100.0 Iowa vs Northwestern (10/26/2024)
	100.0 Minnesota vs Maryland (10/26/2024)
	100.0 Maryland at Minnesota (10/26/2024)
	100.0 Illinois at Oregon (10/26/2024)
	100.0 Nebraska at Ohio St. (10/26/2024)
	100.0 Washington at Indiana (10/26/2024)
	100.0 Indiana vs Washington (10/26/2024)
	100.0 Rutgers at Southern California (10/25/2024)
	100.0 Michigan St. vs Iowa (10/19/2024)
	100.0 Iowa at Michigan St. (10/19/2024)
	100.0 Southern California at Maryland (10/19/2024)
	100.0 Maryland vs Southern California (10/19/2024)
	100.0 Michigan at Illinois (10/19/2024)
	100.0 Illinois vs Michigan (10/19/2024)
	100.0 UCLA at Rutgers (10/19/2024)
	100.0 Rutgers vs UCLA (10/19/2024)
	100.0 Nebraska at Indiana (10/19/2024)
	100.0 Indiana vs Nebraska (10/19/2024)
	100.0 Northwestern vs Wisconsin (10/19/2024)
	100.0 Purdue vs Oregon (10/18/2024)
	100.0 Minnesota at UCLA (10/12/2024)
	100.0 UCLA vs Minnesota (10/12/2024)
	100.0 Ohio St. at Oregon (10/12/2024)
	100.0 Oregon vs Ohio St. (10/12/2024)
	100.0 Purdue at Illinois (10/12/2024)
	100.0 Illinois vs Purdue (10/12/2024)
	100.0 Southern California vs Penn St. (10/12/2024)
	100.0 Penn St. at Southern California (10/12/2024)
	100.0 Rutgers vs Wisconsin (10/12/2024)
	100.0 Wisconsin at Rutgers (10/12/2024)
	100.0 Iowa vs Washington (10/12/2024)
	100.0 Washington at Iowa (10/12/2024)
	100.0 Northwestern at Maryland (10/11/2024)
	100.0 Maryland vs Northwestern (10/11/2024)
	100.0 Minnesota vs Southern California (10/05/2024)
	100.0 Southern California at Minnesota (10/05/2024)
	100.0 Washington vs Michigan (10/05/2024)
	100.0 Michigan at Washington (10/05/2024)
	100.0 Ohio St. vs Iowa (10/05/2024)
	100.0 Iowa at Ohio St. (10/05/2024)
	100.0 Nebraska vs Rutgers (10/05/2024)
	100.0 Rutgers at Nebraska (10/05/2024)
	100.0 Northwestern vs Indiana (10/05/2024)
	100.0 Indiana at Northwestern (10/05/2024)
	100.0 UCLA at Penn St. (10/05/2024)
	100.0 Purdue at Wisconsin (10/05/2024)
	100.0 Michigan St. at Oregon (10/04/2024)
	100.0 Oregon vs Michigan St. (10/04/2024)
	100.0 Oregon at UCLA (09/28/2024)
	100.0 Penn St. vs Illinois (09/28/2024)
	100.0 Illinois at Penn St. (09/28/2024)



2024-25 Big Ten Football
Opponent Highs
All games

2 POINTS PATS MADE	2	Illinois vs Purdue (10/12/2024)
	2	Rutgers at Virginia Tech (09/21/2024)
PUNTS	11	Ohio St. vs Western Mich. (09/07/2024)
LONGEST PUNT	74	Southern California vs Wisconsin (09/28/2024)
YARDS PUNTED	447	Ohio St. vs Western Mich. (09/07/2024)
PUNTING AVG	57.0	Washington at Iowa (10/12/2024)
PUNT RETURNS	4	Northwestern at Iowa (10/26/2024)
	4	Maryland at Indiana (09/28/2024)
	4	Northwestern at Washington (09/21/2024)
	4	Purdue vs Notre Dame (09/14/2024)
	4	Nebraska vs Colorado (09/07/2024)
	4	Northwestern vs Duke (09/06/2024)
PUNT RETURN YARDS	111	Northwestern at Iowa (10/26/2024)
PUNT RETURN AVG	77.0	Iowa vs Troy (09/14/2024)
LONGEST PUNT RETURN	85	Northwestern at Iowa (10/26/2024)
KICK RETURN	6	Michigan St. vs Iowa (10/19/2024)
	6	Indiana vs Nebraska (10/19/2024)
	6	Indiana vs Charlotte (09/21/2024)
KICK RETURN YARDS	161	Washington vs Northwestern (09/21/2024)
KICK RETURN AVERAGE	46.0	Southern California vs Wisconsin (09/28/2024)
LONGEST KICK RETURN	96	Washington vs Northwestern (09/21/2024)



2024-25 Big Ten Football
Opponent Highs
All games

KICK RETURN TDS	
	0 Michigan vs Michigan St. (10/26/2024)
	0 Michigan St. at Michigan (10/26/2024)
	0 Wisconsin vs Penn St. (10/26/2024)
	0 Penn St. at Wisconsin (10/26/2024)
	0 Northwestern at Iowa (10/26/2024)
	0 Iowa vs Northwestern (10/26/2024)
	0 Minnesota vs Maryland (10/26/2024)
	0 Maryland at Minnesota (10/26/2024)
	0 Illinois at Oregon (10/26/2024)
	0 Oregon vs Illinois (10/26/2024)
	0 Nebraska at Ohio St. (10/26/2024)
	0 Ohio St. vs Nebraska (10/26/2024)
	0 Washington at Indiana (10/26/2024)
	0 Indiana vs Washington (10/26/2024)
	0 Southern California vs Rutgers (10/25/2024)
	0 Rutgers at Southern California (10/25/2024)
	0 Michigan St. vs Iowa (10/19/2024)
	0 Iowa at Michigan St. (10/19/2024)
	0 Southern California at Maryland (10/19/2024)
	0 Maryland vs Southern California (10/19/2024)
	0 Michigan at Illinois (10/19/2024)
	0 Illinois vs Michigan (10/19/2024)
	0 UCLA at Rutgers (10/19/2024)
	0 Rutgers vs UCLA (10/19/2024)
	0 Nebraska at Indiana (10/19/2024)
	0 Indiana vs Nebraska (10/19/2024)
	0 Northwestern vs Wisconsin (10/19/2024)
	0 Wisconsin at Northwestern (10/19/2024)
	0 Oregon at Purdue (10/18/2024)
	0 Purdue vs Oregon (10/18/2024)
	0 Minnesota at UCLA (10/12/2024)
	0 UCLA vs Minnesota (10/12/2024)
	0 Ohio St. at Oregon (10/12/2024)
	0 Oregon vs Ohio St. (10/12/2024)
	0 Purdue at Illinois (10/12/2024)
	0 Illinois vs Purdue (10/12/2024)
	0 Southern California vs Penn St. (10/12/2024)
	0 Penn St. at Southern California (10/12/2024)
	0 Rutgers vs Wisconsin (10/12/2024)
	0 Wisconsin at Rutgers (10/12/2024)
	0 Iowa vs Washington (10/12/2024)
	0 Washington at Iowa (10/12/2024)
	0 Northwestern at Maryland (10/11/2024)
	0 Maryland vs Northwestern (10/11/2024)
	0 Minnesota vs Southern California (10/05/2024)
	0 Southern California at Minnesota (10/05/2024)
	0 Washington vs Michigan (10/05/2024)
	0 Michigan at Washington (10/05/2024)
	0 Ohio St. vs Iowa (10/05/2024)
	0 Iowa at Ohio St. (10/05/2024)
	0 Nebraska vs Rutgers (10/05/2024)
	0 Rutgers at Nebraska (10/05/2024)
	0 Northwestern vs Indiana (10/05/2024)
	0 Indiana at Northwestern (10/05/2024)
	0 UCLA at Penn St. (10/05/2024)
	0 Penn St. vs UCLA (10/05/2024)



**2024-25 Big Ten Football
Opponent Highs
All games**

INTERCEPTIONS	3	Nebraska at Indiana (10/19/2024)
	3	UCLA vs Minnesota (10/12/2024)
	3	Penn St. at Southern California (10/12/2024)
	3	Michigan St. at Boston College (09/21/2024)
	3	Michigan vs Arkansas St. (09/14/2024)
INTERCEPTION RETURN YARDS	96	Oregon at UCLA (09/28/2024)
INTERCEPTION RETURN AVERAGE	96.0	Oregon at UCLA (09/28/2024)
LONGEST INTERCEPTION RETURN	96	Oregon at UCLA (09/28/2024)
INTERCEPTION RETURN TDS	1	Wisconsin vs Penn St. (10/26/2024)
	1	Iowa vs Northwestern (10/26/2024)
	1	Maryland at Minnesota (10/26/2024)
	1	Washington at Indiana (10/26/2024)
	1	Oregon at UCLA (09/28/2024)
	1	Wisconsin at Southern California (09/28/2024)
	1	Purdue vs Nebraska (09/28/2024)
	1	Purdue at Oregon St. (09/21/2024)
	1	Southern California at Michigan (09/21/2024)
	1	Purdue vs Notre Dame (09/14/2024)
FUMBLES LOST	3	Northwestern at Maryland (10/11/2024)
FUMBLES RECOVERED	3	Maryland vs Northwestern (10/11/2024)
SACKED BY OPP	7	Illinois at Penn St. (09/28/2024)
QB SACKS	7	Michigan St. vs Fla. Atlantic (08/30/2024)
TURNOVERS COMMITTED	5	Indiana vs Nebraska (10/19/2024)
TURNOVERS CAUSED	5	Indiana vs Nebraska (10/19/2024)
KICKS BLOCKED	2	Rutgers at Nebraska (10/05/2024)
	2	Purdue vs Nebraska (09/28/2024)
FIRST DOWNS	15	Rutgers at Southern California (10/25/2024)
1ST DOWN RUSHING	20	Purdue at Oregon St. (09/21/2024)
1ST DOWN PASSING	21	Southern California vs Penn St. (10/12/2024)
1ST DOWN BY PENALTY	8	Purdue vs Nebraska (09/28/2024)
PENALTIES	14	UCLA vs Indiana (09/14/2024)
PENALTIES YARDS	165	Nebraska at Purdue (09/28/2024)



**2024-25 Big Ten Football
Team Lows
All games**

TOTAL OFFENSE YARDS	112	Northwestern at Washington (09/21/2024)
TOTAL OFFENSE YARDS/PLAY	2.1	Northwestern at Washington (09/21/2024)
RUSHING YARDS	14	UCLA at LSU (09/21/2024)
RUSHING ATTEMPTS	20	UCLA at Hawaii (08/31/2024)
YARDS PER RUSH	0.6	UCLA at LSU (09/21/2024)
LONGEST RUSH	10	UCLA vs Minnesota (10/12/2024)
	10	Maryland vs Michigan St. (09/07/2024)
PASSING ATTEMPTS	12	Michigan vs Southern California (09/21/2024)
PASSING YARDS	32	Michigan vs Southern California (09/21/2024)
YARDS PER COMPLETION	4.6	Michigan vs Southern California (09/21/2024)
PASSES COMPLETED	7	Purdue at Oregon St. (09/21/2024)
	7	Michigan vs Southern California (09/21/2024)
PASS COMPLETION PCT	29.6	Northwestern at Washington (09/21/2024)
LONGEST PASS	10	Michigan vs Southern California (09/21/2024)
FIRST DOWNS	0	Michigan at Washington (10/05/2024)
1ST DOWN RUSHING	2	UCLA vs Minnesota (10/12/2024)
1ST DOWN PASSING	0	Michigan vs Southern California (09/21/2024)
1ST DOWN BY PENALTY	0	Michigan St. at Michigan (10/26/2024)
	0	Wisconsin vs Penn St. (10/26/2024)
	0	Oregon vs Illinois (10/26/2024)
	0	Washington at Indiana (10/26/2024)
	0	Northwestern vs Wisconsin (10/19/2024)
	0	Purdue vs Oregon (10/18/2024)
	0	Ohio St. at Oregon (10/12/2024)
	0	Illinois vs Purdue (10/12/2024)
	0	Southern California vs Penn St. (10/12/2024)
	0	Rutgers vs Wisconsin (10/12/2024)
	0	Northwestern at Maryland (10/11/2024)
	0	Iowa at Ohio St. (10/05/2024)
	0	Ohio St. vs Iowa (10/05/2024)
	0	Nebraska vs Rutgers (10/05/2024)
	0	Indiana at Northwestern (10/05/2024)
	0	UCLA at Penn St. (10/05/2024)
	0	Michigan St. vs Ohio St. (09/28/2024)
	0	Purdue vs Nebraska (09/28/2024)
	0	Michigan St. at Boston College (09/21/2024)
	0	Minnesota vs Iowa (09/21/2024)
	0	Southern California at Michigan (09/21/2024)
	0	Michigan vs Southern California (09/21/2024)
	0	Maryland vs Villanova (09/21/2024)
	0	Nebraska vs Illinois (09/20/2024)
	0	Maryland at Virginia (09/14/2024)
	0	Purdue vs Notre Dame (09/14/2024)
	0	Washington vs Washington St. (N) (09/14/2024)
	0	Michigan vs Arkansas St. (09/14/2024)
	0	Ohio St. vs Western Mich. (09/07/2024)
	0	Illinois vs Kansas (09/07/2024)
	0	Iowa vs Iowa St. (09/07/2024)
	0	Michigan vs Texas (09/07/2024)
	0	Penn St. vs Bowling Green (09/07/2024)
	0	Oregon vs Idaho (08/31/2024)
	0	Indiana vs FIU (08/31/2024)
	0	Penn St. at West Virginia (08/31/2024)
	0	Purdue vs Indiana St. (08/31/2024)
PENALTIES	0	Michigan vs Michigan St. (10/26/2024)
	0	Iowa vs Troy (09/14/2024)



**2024-25 Big Ten Football
Team Lows
All games**

Page 2/2
as of Oct 31, 2024

PENALTIES YARDS	0	Michigan vs Michigan St. (10/26/2024)
	0	Iowa vs Troy (09/14/2024)



**2024-25 Big Ten Football
Opponent Lows
All games**

TOTAL OFFENSE YARDS	66	Penn St. vs Kent St. (09/21/2024)
TOTAL OFFENSE YARDS/PLAY	1.5	Penn St. vs Kent St. (09/21/2024)
RUSHING YARDS	9	Michigan vs Fresno St. (08/31/2024)
RUSHING ATTEMPTS	13	Minnesota vs Rhode Island (09/07/2024)
YARDS PER RUSH	0.4	Michigan vs Fresno St. (08/31/2024)
LONGEST RUSH	6	Minnesota vs Rhode Island (09/07/2024)
PASSING ATTEMPTS	10	Purdue vs Indiana St. (08/31/2024)
PASSING YARDS	18	Penn St. vs Kent St. (09/21/2024)
YARDS PER COMPLETION	4.6	Southern California at Michigan (09/21/2024)
PASSES COMPLETED	2	Penn St. vs Kent St. (09/21/2024)
PASS COMPLETION PCT	15.4	Penn St. vs Kent St. (09/21/2024)
LONGEST PASS	10	Southern California at Michigan (09/21/2024)
FIRST DOWNS	0	Washington vs Michigan (10/05/2024)
	0	Illinois vs Eastern Ill. (08/29/2024)
1ST DOWN RUSHING	0	Ohio St. vs Western Mich. (09/07/2024)
1ST DOWN PASSING	0	Southern California at Michigan (09/21/2024)
1ST DOWN BY PENALTY	0	Michigan vs Michigan St. (10/26/2024)
	0	Penn St. at Wisconsin (10/26/2024)
	0	Illinois at Oregon (10/26/2024)
	0	Indiana vs Washington (10/26/2024)
	0	Wisconsin at Northwestern (10/19/2024)
	0	Oregon at Purdue (10/18/2024)
	0	Oregon vs Ohio St. (10/12/2024)
	0	Purdue at Illinois (10/12/2024)
	0	Penn St. at Southern California (10/12/2024)
	0	Wisconsin at Rutgers (10/12/2024)
	0	Maryland vs Northwestern (10/11/2024)
	0	Ohio St. vs Iowa (10/05/2024)
	0	Iowa at Ohio St. (10/05/2024)
	0	Rutgers at Nebraska (10/05/2024)
	0	Northwestern vs Indiana (10/05/2024)
	0	Penn St. vs UCLA (10/05/2024)
	0	Ohio St. at Michigan St. (09/28/2024)
	0	Nebraska at Purdue (09/28/2024)
	0	Iowa at Minnesota (09/21/2024)
	0	Rutgers at Virginia Tech (09/21/2024)
	0	Michigan vs Southern California (09/21/2024)
	0	Southern California at Michigan (09/21/2024)
	0	Illinois at Nebraska (09/20/2024)
	0	Iowa vs Troy (09/14/2024)
	0	Wisconsin vs Alabama (09/14/2024)
	0	Southern California vs Utah St. (09/07/2024)
	0	Michigan vs Texas (09/07/2024)
	0	Southern California vs LSU (N) (09/01/2024)
	0	Nebraska vs UTEP (08/31/2024)
	0	Wisconsin vs Western Mich. (08/30/2024)
PENALTIES	0	Michigan St. at Michigan (10/26/2024)
PENALTIES YARDS	0	Michigan St. at Michigan (10/26/2024)



**2024-25 Big Ten Football
Conference Individual Game Highs
All games**

INDIVIDUAL PLAYER GAME HIGHS

Points scored	
20	Jonathan Kim (Michigan St.) vs Iowa (10/19/2024)
18	Kaleb Johnson (Iowa) vs Northwestern (10/26/2024)
18	Woody Marks (Southern California) vs Rutgers (10/25/2024)
18	Kyle Monangai (Rutgers) vs UCLA (10/19/2024)
18	Josh McCray (Illinois) vs Purdue (10/12/2024)
18	Tawee Walker (Wisconsin) at Rutgers (10/12/2024)
18	Kaleb Johnson (Iowa) vs Washington (10/12/2024)
18	Max Brosmer (Minnesota) vs Southern California (10/05/2024)
18	Emeka Egbuka (Ohio St.) vs Iowa (10/05/2024)
18	Tawee Walker (Wisconsin) vs Purdue (10/05/2024)
18	Kaleb Johnson (Iowa) at Minnesota (09/21/2024)
18	Darius Taylor (Minnesota) vs Nevada (09/14/2024)
18	Kyle Monangai (Rutgers) vs Akron (09/07/2024)
18	Jonah Coleman (Washington) vs Weber St. (08/31/2024)
Touchdowns	
3	Kaleb Johnson (Iowa) vs Northwestern (10/26/2024)
3	Woody Marks (Southern California) vs Rutgers (10/25/2024)
3	Kyle Monangai (Rutgers) vs UCLA (10/19/2024)
3	Josh McCray (Illinois) vs Purdue (10/12/2024)
3	Tawee Walker (Wisconsin) at Rutgers (10/12/2024)
3	Kaleb Johnson (Iowa) vs Washington (10/12/2024)
3	Max Brosmer (Minnesota) vs Southern California (10/05/2024)
3	Emeka Egbuka (Ohio St.) vs Iowa (10/05/2024)
3	Tawee Walker (Wisconsin) vs Purdue (10/05/2024)
3	Kaleb Johnson (Iowa) at Minnesota (09/21/2024)
3	Darius Taylor (Minnesota) vs Nevada (09/14/2024)
3	Kyle Monangai (Rutgers) vs Akron (09/07/2024)
3	Jonah Coleman (Washington) vs Weber St. (08/31/2024)
TD responsibility	
5	Ethan Garbers (UCLA) at Rutgers (10/19/2024) [1r,4p]
5	Will Howard (Ohio St.) vs Iowa (10/05/2024) [1r,4p]
Points scored kicking	
20	Jonathan Kim (Michigan St.) vs Iowa (10/19/2024) [6fg,2pat]
Total offense yards	
439	Luke Altmyer (Illinois) vs Purdue (10/12/2024) [60r,379p]
431	Ethan Garbers (UCLA) at Rutgers (10/19/2024) [48r,383p]
Total offense plays	
65	Billy Edwards Jr. (Maryland) vs Northwestern (10/11/2024) [14r,51p]
59	Billy Edwards Jr. (Maryland) vs Southern California (10/19/2024) [9r,50p]
Total offense yards/play	
36	Tanner Arkin (Illinois) vs Michigan (10/19/2024) [36-1]
35	Jaheim Merriweather (Purdue) at Wisconsin (10/05/2024) [35-1]
Rushing yards	
208	Kyle Monangai (Rutgers) vs Akron (09/07/2024)
206	Kaleb Johnson (Iowa) at Minnesota (09/21/2024)
Rushing attempts	
29	Justice Ellison (Indiana) vs Washington (10/26/2024)
27	Kyle Monangai (Rutgers) vs Akron (09/07/2024)
Yards per rush	
36	Tanner Arkin (Illinois) vs Michigan (10/19/2024) [36-1]
35	Jaheim Merriweather (Purdue) at Wisconsin (10/05/2024) [35-1]
Rushing TDs	



**2024-25 Big Ten Football
Conference Individual Game Highs
All games**

3	Kaleb Johnson (Iowa) vs Northwestern (10/26/2024)
3	Woody Marks (Southern California) vs Rutgers (10/25/2024)
3	Kyle Monangai (Rutgers) vs UCLA (10/19/2024)
3	Tawee Walker (Wisconsin) at Rutgers (10/12/2024)
3	Max Brosmer (Minnesota) vs Southern California (10/05/2024)
3	Tawee Walker (Wisconsin) vs Purdue (10/05/2024)
3	Kaleb Johnson (Iowa) at Minnesota (09/21/2024)
3	Kyle Monangai (Rutgers) vs Akron (09/07/2024)
3	Jonah Coleman (Washington) vs Weber St. (08/31/2024)
Longest rush	
86	Quinshon Judkins (Ohio St.) vs Marshall (09/21/2024)
80	Darius Taylor (Minnesota) vs Nevada (09/14/2024)
Passing yards	
391	Drew Allar (Penn St.) at Southern California (10/12/2024)
383	Ethan Garbers (UCLA) at Rutgers (10/19/2024)
Passing attempts	
51	Billy Edwards Jr. (Maryland) vs Northwestern (10/11/2024)
51	Miller Moss (Southern California) at Michigan (09/21/2024)
Passing TDs	
4	Max Brosmer (Minnesota) vs Maryland (10/26/2024)
4	Ethan Garbers (UCLA) at Rutgers (10/19/2024)
4	Will Howard (Ohio St.) vs Iowa (10/05/2024)
4	Luke Altmyer (Illinois) at Nebraska (09/20/2024)
4	Kurtis Rourke (Indiana) at UCLA (09/14/2024)
4	Will Rogers (Washington) vs Eastern Mich. (09/07/2024)
4	Hudson Card (Purdue) vs Indiana St. (08/31/2024)
4	Luke Altmyer (Illinois) vs Eastern Ill. (08/29/2024)
Longest pass	
77	Aidan Chiles (Michigan St.) at Maryland (09/07/2024)
75	Billy Edwards Jr. (Maryland) vs UConn (08/31/2024)
Passes completed	
41	Dillon Gabriel (Oregon) vs Idaho (08/31/2024)
39	Billy Edwards Jr. (Maryland) vs Southern California (10/19/2024)
Had intercepted	
3	Dylan Raiola (Nebraska) at Indiana (10/19/2024)
3	Ethan Garbers (UCLA) vs Minnesota (10/12/2024)
3	Drew Allar (Penn St.) at Southern California (10/12/2024)
3	Aidan Chiles (Michigan St.) at Boston College (09/21/2024)
3	Davis Warren (Michigan) vs Arkansas St. (09/14/2024)
Pass completion pct	
100	Donovan Edwards (Michigan) vs Michigan St. (10/26/2024) [1-1]
100	Austin Novosad (Oregon) vs Illinois (10/26/2024) [2-2]
100	Tyler Warren (Penn St.) at Southern California (10/12/2024) [1-1]
100	Demond Williams Jr. (Washington) vs Michigan (10/05/2024) [2-2]
100	Brendan Sullivan (Iowa) at Ohio St. (10/05/2024) [1-1]
100	Brian Buschini (Nebraska) vs Rutgers (10/05/2024) [1-1]
100	Ryan Browne (Purdue) at Wisconsin (10/05/2024) [1-1]
100	Mabrey Mettauer (Wisconsin) vs Purdue (10/05/2024) [1-1]
100	Tommy Schuster (Michigan St.) at Oregon (10/04/2024) [5-5]
100	Dante Moore (Oregon) vs Michigan St. (10/04/2024) [1-1]
100	Demond Williams Jr. (Washington) at Rutgers (09/27/2024) [1-1]
100	Demond Williams Jr. (Washington) vs Northwestern (09/21/2024) [2-2]
100	Tyler Warren (Penn St.) vs Kent St. (09/21/2024) [1-1]
100	Mike Wright (Northwestern) vs Eastern Ill. (09/14/2024) [1-1]
100	Heinrich Haarberg (Nebraska) vs UNI (09/14/2024) [3-3]
100	Justyn Martin (UCLA) vs Indiana (09/14/2024) [1-1]



**2024-25 Big Ten Football
Conference Individual Game Highs
All games**

100	Brendan Sullivan (Iowa) vs Troy (09/14/2024) [1-1]
100	Dante Moore (Oregon) at Oregon St. (09/14/2024) [3-3]
100	Tyler Van Dyke (Wisconsin) vs Alabama (09/14/2024) [5-5]
100	Julian Sayin (Ohio St.) vs Western Mich. (09/07/2024) [2-2]
100	Devin Brown (Ohio St.) vs Western Mich. (09/07/2024) [5-5]
100	Demond Williams Jr. (Washington) vs Eastern Mich. (09/07/2024) [3-3]
100	Alberto Mendoza (Indiana) vs Western Ill. (09/06/2024) [1-1]
100	Tayven Jackson (Indiana) vs Western Ill. (09/06/2024) [3-3]
100	Heinrich Haarberg (Nebraska) vs UTEP (08/31/2024) [5-5]
100	Beau Pribula (Penn St.) at West Virginia (08/31/2024) [1-1]
Pass yards/attempt	
34.7	Tayven Jackson (Indiana) vs Western Ill. (09/06/2024) [104-3]
30.5	Julian Sayin (Ohio St.) vs Western Mich. (09/07/2024) [61-2]
Pass yards/catch	
34.7	Tayven Jackson (Indiana) vs Western Ill. (09/06/2024) [104-3]
30.5	Julian Sayin (Ohio St.) vs Western Mich. (09/07/2024) [61-2]
Receiving yards	
224	Tyler Warren (Penn St.) at Southern California (10/12/2024)
194	Nick Marsh (Michigan St.) at Maryland (09/07/2024)
Receptions	
17	Tyler Warren (Penn St.) at Southern California (10/12/2024)
14	Tai Felton (Maryland) vs Villanova (09/21/2024)
Yards per catch	
136	Tyler Warren (Penn St.) at Southern California (10/12/2024) [17-224]
125	Emeka Egbuka (Ohio St.) vs Marshall (09/21/2024) [5-117]
Receiving TDs	
3	Emeka Egbuka (Ohio St.) vs Iowa (10/05/2024)
2	Colston Loveland (Michigan) vs Michigan St. (10/26/2024)
2	Daniel Jackson (Minnesota) vs Maryland (10/26/2024)
2	Elijah Spencer (Minnesota) vs Maryland (10/26/2024)
2	A.J. Henning (Northwestern) vs Indiana (10/05/2024)
2	Trech Kekahuna (Wisconsin) vs Purdue (10/05/2024)
2	Tez Johnson (Oregon) at UCLA (09/28/2024)
2	Ja'Kobi Lane (Southern California) vs Wisconsin (09/28/2024)
2	Denzel Boston (Washington) at Rutgers (09/27/2024)
2	Denzel Boston (Washington) vs Northwestern (09/21/2024)
2	Pat Bryant (Illinois) at Nebraska (09/20/2024)
2	Isaiah Neyor (Nebraska) vs Illinois (09/20/2024)
2	Ke'Shawn Williams (Indiana) at UCLA (09/14/2024)
2	Pat Bryant (Illinois) vs Central Mich. (09/14/2024)
2	Denzel Boston (Washington) vs Eastern Mich. (09/07/2024)
2	Tez Johnson (Oregon) vs Idaho (08/31/2024)
2	Jeremiah Smith (Ohio St.) vs Akron (08/31/2024)
2	Tai Felton (Maryland) vs UConn (08/31/2024)
2	Harrison Wallace III (Penn St.) at West Virginia (08/31/2024)
2	Reece Vander Zee (Iowa) vs Illinois St. (08/31/2024)
2	Pat Bryant (Illinois) vs Eastern Ill. (08/29/2024)
Longest reception	
77	Nick Marsh (Michigan St.) at Maryland (09/07/2024)
75	Tai Felton (Maryland) vs UConn (08/31/2024)
Field goal attempts	
7	Jonathan Kim (Michigan St.) vs Iowa (10/19/2024)
4	Ryan Barker (Penn St.) at Southern California (10/12/2024)
4	Michael Lantz (Southern California) vs Penn St. (10/12/2024)
4	Drew Stevens (Iowa) vs Washington (10/12/2024)
4	Grady Gross (Washington) vs Michigan (10/05/2024)



**2024-25 Big Ten Football
Conference Individual Game Highs
All games**

4	Grady Gross (Washington) at Rutgers (09/27/2024)
4	Jonathan Kim (Michigan St.) at Boston College (09/21/2024)
4	Grady Gross (Washington) vs Washington St. (N) (09/14/2024)
Field goals made	
6	Jonathan Kim (Michigan St.) vs Iowa (10/19/2024)
4	Ryan Barker (Penn St.) at Southern California (10/12/2024)
4	Drew Stevens (Iowa) vs Washington (10/12/2024)
4	Jonathan Kim (Michigan St.) at Boston College (09/21/2024)
4	Grady Gross (Washington) vs Washington St. (N) (09/14/2024)
Longest field goal	
59	Ethan Moczulski (Illinois) vs Central Mich. (09/14/2024)
55	Jonathan Kim (Michigan St.) vs Iowa (10/19/2024)
55	Dominic Zvada (Michigan) vs Fresno St. (08/31/2024)
Field goal pct	
100	Dominic Zvada (Michigan) vs Michigan St. (10/26/2024) [1-1]
100	Nathanial Vakos (Wisconsin) vs Penn St. (10/26/2024) [2-2]
100	Drew Stevens (Iowa) vs Northwestern (10/26/2024) [1-1]
100	Dragan Kesich (Minnesota) vs Maryland (10/26/2024) [2-2]
100	Jack Howes (Maryland) at Minnesota (10/26/2024) [1-1]
100	David Olano (Illinois) at Oregon (10/26/2024) [1-1]
100	Andrew Boyle (Oregon) vs Illinois (10/26/2024) [1-1]
100	Nicolas Radicic (Indiana) vs Washington (10/26/2024) [1-1]
100	Grady Gross (Washington) at Indiana (10/26/2024) [1-1]
100	John Hohl (Nebraska) at Ohio St. (10/26/2024) [3-3]
100	Jai Patel (Rutgers) at Southern California (10/25/2024) [2-2]
100	Jai Patel (Rutgers) vs UCLA (10/19/2024) [2-2]
100	Mateen Bhaghani (UCLA) vs Minnesota (10/12/2024) [1-1]
100	Jayden Fielding (Ohio St.) at Oregon (10/12/2024) [1-1]
100	Spencer Porath (Purdue) at Illinois (10/12/2024) [2-2]
100	David Olano (Illinois) vs Purdue (10/12/2024) [3-3]
100	Ryan Barker (Penn St.) at Southern California (10/12/2024) [4-4]
100	Drew Stevens (Iowa) vs Washington (10/12/2024) [4-4]
100	Luke Akers (Northwestern) at Maryland (10/11/2024) [3-3]
100	Dragan Kesich (Minnesota) vs Southern California (10/05/2024) [1-1]
100	Dominic Zvada (Michigan) at Washington (10/05/2024) [1-1]
100	Jack Olsen (Northwestern) vs Indiana (10/05/2024) [1-1]
100	Nicolas Radicic (Indiana) at Northwestern (10/05/2024) [2-2]
100	Ryan Barker (Penn St.) vs UCLA (10/05/2024) [2-2]
100	Mateen Bhaghani (UCLA) at Penn St. (10/05/2024) [1-1]
100	Nathanial Vakos (Wisconsin) vs Purdue (10/05/2024) [1-1]
100	Spencer Porath (Purdue) at Wisconsin (10/05/2024) [2-2]
100	Jonathan Kim (Michigan St.) at Oregon (10/04/2024) [1-1]
100	Andrew Boyle (Oregon) vs Michigan St. (10/04/2024) [1-1]
100	Atticus Sappington (Oregon) at UCLA (09/28/2024) [2-2]
100	Mateen Bhaghani (UCLA) vs Oregon (09/28/2024) [2-2]
100	Jayden Fielding (Ohio St.) at Michigan St. (09/28/2024) [1-1]
100	Michael Lantz (Southern California) vs Wisconsin (09/28/2024) [1-1]
100	Dominic Zvada (Michigan) vs Minnesota (09/28/2024) [2-2]
100	Jonathan Kim (Michigan St.) at Boston College (09/21/2024) [4-4]
100	Drew Stevens (Iowa) at Minnesota (09/21/2024) [1-1]
100	Jack Olsen (Northwestern) at Washington (09/21/2024) [1-1]
100	Michael Lantz (Southern California) at Michigan (09/21/2024) [1-1]
100	Mateen Bhaghani (UCLA) at LSU (09/21/2024) [1-1]
100	Nicolas Radicic (Indiana) vs Charlotte (09/21/2024) [1-1]
100	Jack Howes (Maryland) vs Villanova (09/21/2024) [1-1]
100	David Olano (Illinois) at Nebraska (09/20/2024) [1-1]



**2024-25 Big Ten Football
Conference Individual Game Highs
All games**

- 100 Tristan Alvano (Nebraska) vs UNI (09/14/2024) [2-2]
- 100 Jonathan Kim (Michigan St.) vs Prairie View (09/14/2024) [2-2]
- 100 Drew Stevens (Iowa) vs Troy (09/14/2024) [1-1]
- 100 Grady Gross (Washington) vs Washington St. (N) (09/14/2024) [4-4]
- 100 Atticus Sappington (Oregon) at Oregon St. (09/14/2024) [2-2]
- 100 Ethan Moczulski (Illinois) vs Central Mich. (09/14/2024) [1-1]
- 100 Michael Lantz (Southern California) vs Utah St. (09/07/2024) [2-2]
- 100 Atticus Sappington (Oregon) vs Boise St. (09/07/2024) [1-1]
- 100 David Olano (Illinois) vs Kansas (09/07/2024) [3-3]
- 100 Jonathan Kim (Michigan St.) at Maryland (09/07/2024) [2-2]
- 100 Nathaniel Vakos (Wisconsin) vs South Dakota (09/07/2024) [2-2]
- 100 Drew Stevens (Iowa) vs Iowa St. (09/07/2024) [2-2]
- 100 Grady Gross (Washington) vs Eastern Mich. (09/07/2024) [1-1]
- 100 Dominic Zvada (Michigan) vs Texas (09/07/2024) [2-2]
- 100 Sander Sahaydak (Penn St.) vs Bowling Green (09/07/2024) [2-2]
- 100 Dominic Zvada (Michigan) vs Fresno St. (08/31/2024) [3-3]
- 100 Jayden Fielding (Ohio St.) vs Akron (08/31/2024) [1-1]
- 100 Nicolas Radicic (Indiana) vs FIU (08/31/2024) [1-1]
- 100 Tristan Alvano (Nebraska) vs UTEP (08/31/2024) [1-1]
- 100 Mateen Bhaghani (UCLA) at Hawaii (08/31/2024) [3-3]
- 100 Jack Howes (Maryland) vs UConn (08/31/2024) [3-3]
- 100 Drew Stevens (Iowa) vs Illinois St. (08/31/2024) [2-2]
- 100 David Olano (Illinois) vs Eastern Ill. (08/29/2024) [1-1]
- 100 Jai Patel (Rutgers) vs Howard (08/29/2024) [1-1]

PAT kicks attempted

- 11 Nicolas Radicic (Indiana) vs Western Ill. (09/06/2024)

PAT kicks made

- 11 Nicolas Radicic (Indiana) vs Western Ill. (09/06/2024)

PAT kicks pct

- 100 Dominic Zvada (Michigan) vs Michigan St. (10/26/2024) [1-1]
- 100 Jonathan Kim (Michigan St.) at Michigan (10/26/2024) [2-2]
- 100 Ryan Barker (Penn St.) at Wisconsin (10/26/2024) [4-4]
- 100 Nathaniel Vakos (Wisconsin) vs Penn St. (10/26/2024) [1-1]
- 100 Jack Howes (Maryland) at Minnesota (10/26/2024) [2-2]
- 100 Dragan Kesich (Minnesota) vs Maryland (10/26/2024) [6-6]
- 100 Drew Stevens (Iowa) vs Northwestern (10/26/2024) [5-5]
- 100 Luke Akers (Northwestern) at Iowa (10/26/2024) [2-2]
- 100 Andrew Boyle (Oregon) vs Illinois (10/26/2024) [1-1]
- 100 Atticus Sappington (Oregon) vs Illinois (10/26/2024) [4-4]
- 100 Nicolas Radicic (Indiana) vs Washington (10/26/2024) [4-4]
- 100 Grady Gross (Washington) at Indiana (10/26/2024) [2-2]
- 100 Jayden Fielding (Ohio St.) vs Nebraska (10/26/2024) [3-3]
- 100 Michael Lantz (Southern California) vs Rutgers (10/25/2024) [6-6]
- 100 Drew Stevens (Iowa) at Michigan St. (10/19/2024) [2-2]
- 100 Jonathan Kim (Michigan St.) vs Iowa (10/19/2024) [2-2]
- 100 Jack Howes (Maryland) vs Southern California (10/19/2024) [3-3]
- 100 Michael Lantz (Southern California) at Maryland (10/19/2024) [4-4]
- 100 David Olano (Illinois) vs Michigan (10/19/2024) [1-1]
- 100 Dominic Zvada (Michigan) at Illinois (10/19/2024) [1-1]
- 100 Nicolas Radicic (Indiana) vs Nebraska (10/19/2024) [8-8]
- 100 John Hohl (Nebraska) at Indiana (10/19/2024) [1-1]
- 100 Mateen Bhaghani (UCLA) at Rutgers (10/19/2024) [5-5]
- 100 Jai Patel (Rutgers) vs UCLA (10/19/2024) [2-2]
- 100 Nathaniel Vakos (Wisconsin) at Northwestern (10/19/2024) [3-3]
- 100 Andrew Boyle (Oregon) at Purdue (10/18/2024) [1-1]
- 100 Atticus Sappington (Oregon) at Purdue (10/18/2024) [4-4]



2024-25 Big Ten Football
Conference Individual Game Highs
All games

100 Mateen Bhaghani (UCLA) vs Minnesota (10/12/2024) [2-2]
100 Dragan Kesich (Minnesota) at UCLA (10/12/2024) [3-3]
100 Jayden Fielding (Ohio St.) at Oregon (10/12/2024) [4-4]
100 Andrew Boyle (Oregon) vs Ohio St. (10/12/2024) [1-1]
100 Atticus Sappington (Oregon) vs Ohio St. (10/12/2024) [1-1]
100 David Olano (Illinois) vs Purdue (10/12/2024) [5-5]
100 Spencer Porath (Purdue) at Illinois (10/12/2024) [3-3]
100 Ryan Barker (Penn St.) at Southern California (10/12/2024) [3-3]
100 Michael Lantz (Southern California) vs Penn St. (10/12/2024) [3-3]
100 Jai Patel (Rutgers) vs Wisconsin (10/12/2024) [1-1]
100 Nathaniel Vakos (Wisconsin) at Rutgers (10/12/2024) [6-6]
100 Drew Stevens (Iowa) vs Washington (10/12/2024) [4-4]
100 Grady Gross (Washington) at Iowa (10/12/2024) [1-1]
100 Jack Howes (Maryland) vs Northwestern (10/11/2024) [1-1]
100 Luke Akers (Northwestern) at Maryland (10/11/2024) [4-4]
100 Dragan Kesich (Minnesota) vs Southern California (10/05/2024) [3-3]
100 Michael Lantz (Southern California) at Minnesota (10/05/2024) [2-2]
100 Dominic Zvada (Michigan) at Washington (10/05/2024) [2-2]
100 Grady Gross (Washington) vs Michigan (10/05/2024) [3-3]
100 Drew Stevens (Iowa) at Ohio St. (10/05/2024) [1-1]
100 Jayden Fielding (Ohio St.) vs Iowa (10/05/2024) [5-5]
100 John Hohl (Nebraska) vs Rutgers (10/05/2024) [2-2]
100 Jai Patel (Rutgers) at Nebraska (10/05/2024) [1-1]
100 Nicolas Radacic (Indiana) at Northwestern (10/05/2024) [5-5]
100 Jack Olsen (Northwestern) vs Indiana (10/05/2024) [3-3]
100 Ryan Barker (Penn St.) vs UCLA (10/05/2024) [3-3]
100 Nathaniel Vakos (Wisconsin) vs Purdue (10/05/2024) [7-7]
100 Jonathan Kim (Michigan St.) at Oregon (10/04/2024) [1-1]
100 Andrew Boyle (Oregon) vs Michigan St. (10/04/2024) [1-1]
100 Atticus Sappington (Oregon) vs Michigan St. (10/04/2024) [3-3]
100 Mateen Bhaghani (UCLA) vs Oregon (09/28/2024) [1-1]
100 David Olano (Illinois) at Penn St. (09/28/2024) [1-1]
100 Sander Sahaydak (Penn St.) vs Illinois (09/28/2024) [2-2]
100 Ryan Barker (Penn St.) vs Illinois (09/28/2024) [1-1]
100 Jonathan Kim (Michigan St.) vs Ohio St. (09/28/2024) [1-1]
100 Jayden Fielding (Ohio St.) at Michigan St. (09/28/2024) [5-5]
100 Michael Lantz (Southern California) vs Wisconsin (09/28/2024) [5-5]
100 Nathaniel Vakos (Wisconsin) at Southern California (09/28/2024) [3-3]
100 Nicolas Radacic (Indiana) vs Maryland (09/28/2024) [6-6]
100 Jack Howes (Maryland) at Indiana (09/28/2024) [4-4]
100 John Hohl (Nebraska) at Purdue (09/28/2024) [4-4]
100 Spencer Porath (Purdue) vs Nebraska (09/28/2024) [1-1]
100 Dominic Zvada (Michigan) vs Minnesota (09/28/2024) [3-3]
100 Dragan Kesich (Minnesota) at Michigan (09/28/2024) [3-3]
100 Jai Patel (Rutgers) vs Washington (09/27/2024) [3-3]
100 Grady Gross (Washington) at Rutgers (09/27/2024) [1-1]
100 Jonathan Kim (Michigan St.) at Boston College (09/21/2024) [1-1]
100 Drew Stevens (Iowa) at Minnesota (09/21/2024) [4-4]
100 Dragan Kesich (Minnesota) vs Iowa (09/21/2024) [2-2]
100 Spencer Porath (Purdue) at Oregon St. (09/21/2024) [3-3]
100 Grady Gross (Washington) vs Northwestern (09/21/2024) [3-3]
100 Jai Patel (Rutgers) at Virginia Tech (09/21/2024) [3-3]
100 Michael Lantz (Southern California) at Michigan (09/21/2024) [3-3]
100 Sander Sahaydak (Penn St.) vs Kent St. (09/21/2024) [7-7]
100 Ryan Barker (Penn St.) vs Kent St. (09/21/2024) [1-1]
100 Mateen Bhaghani (UCLA) at LSU (09/21/2024) [2-2]
100 Nicolas Radacic (Indiana) vs Charlotte (09/21/2024) [7-7]



2024-25 Big Ten Football
Conference Individual Game Highs
All games

100	Austin Snyder (Ohio St.) vs Marshall (09/21/2024) [2-2]
100	Jayden Fielding (Ohio St.) vs Marshall (09/21/2024) [5-5]
100	Jack Howes (Maryland) vs Villanova (09/21/2024) [5-5]
100	David Olano (Illinois) at Nebraska (09/20/2024) [4-4]
100	John Hohl (Nebraska) vs Illinois (09/20/2024) [3-3]
100	Jack Howes (Maryland) at Virginia (09/14/2024) [3-3]
100	Jack Olsen (Northwestern) vs Eastern Ill. (09/14/2024) [4-4]
100	Tristan Alvano (Nebraska) vs UNI (09/14/2024) [3-3]
100	John Hohl (Nebraska) vs UNI (09/14/2024) [1-1]
100	Mateen Bhaghani (UCLA) vs Indiana (09/14/2024) [1-1]
100	Nicolas Radicic (Indiana) at UCLA (09/14/2024) [6-6]
100	Spencer Porath (Purdue) vs Notre Dame (09/14/2024) [1-1]
100	Tarik Ahmetbasic (Michigan St.) vs Prairie View (09/14/2024) [1-1]
100	Drew Stevens (Iowa) vs Troy (09/14/2024) [5-5]
100	Dragan Kesich (Minnesota) vs Nevada (09/14/2024) [3-3]
100	Atticus Sappington (Oregon) at Oregon St. (09/14/2024) [5-5]
100	Grady Gross (Washington) vs Washington St. (N) (09/14/2024) [1-1]
100	Dominic Zvada (Michigan) vs Arkansas St. (09/14/2024) [4-4]
100	David Olano (Illinois) vs Central Mich. (09/14/2024) [3-3]
100	Nathanial Vakos (Wisconsin) vs Alabama (09/14/2024) [1-1]
100	Michael Lantz (Southern California) vs Utah St. (09/07/2024) [6-6]
100	Austin Snyder (Ohio St.) vs Western Mich. (09/07/2024) [1-1]
100	Jayden Fielding (Ohio St.) vs Western Mich. (09/07/2024) [7-7]
100	Tristan Alvano (Nebraska) vs Colorado (09/07/2024) [4-4]
100	David Olano (Illinois) vs Kansas (09/07/2024) [2-2]
100	Jack Howes (Maryland) vs Michigan St. (09/07/2024) [3-3]
100	Jonathan Kim (Michigan St.) at Maryland (09/07/2024) [3-3]
100	Drew Stevens (Iowa) vs Iowa St. (09/07/2024) [1-1]
100	Nathanial Vakos (Wisconsin) vs South Dakota (09/07/2024) [3-3]
100	Grady Gross (Washington) vs Eastern Mich. (09/07/2024) [3-3]
100	Jai Patel (Rutgers) vs Akron (09/07/2024) [7-7]
100	Sander Sahaydak (Penn St.) vs Bowling Green (09/07/2024) [4-4]
100	Dragan Kesich (Minnesota) vs Rhode Island (09/07/2024) [6-6]
100	Jack Olsen (Northwestern) vs Duke (09/06/2024) [2-2]
100	Nicolas Radicic (Indiana) vs Western Ill. (09/06/2024) [11-11]
100	Michael Lantz (Southern California) vs LSU (N) (09/01/2024) [3-3]
100	Grady Gross (Washington) vs Weber St. (08/31/2024) [5-5]
100	Dominic Zvada (Michigan) vs Fresno St. (08/31/2024) [3-3]
100	Atticus Sappington (Oregon) vs Idaho (08/31/2024) [3-3]
100	Nicolas Radicic (Indiana) vs FIU (08/31/2024) [4-4]
100	Jayden Fielding (Ohio St.) vs Akron (08/31/2024) [7-7]
100	Jack Olsen (Northwestern) vs Miami (OH) (08/31/2024) [1-1]
100	Tristan Alvano (Nebraska) vs UTEP (08/31/2024) [5-5]
100	Blake Glessner (UCLA) at Hawaii (08/31/2024) [1-1]
100	Spencer Porath (Purdue) vs Indiana St. (08/31/2024) [7-7]
100	Gavin Marshall (Maryland) vs UConn (08/31/2024) [1-1]
100	Sander Sahaydak (Penn St.) at West Virginia (08/31/2024) [4-4]
100	Drew Stevens (Iowa) vs Illinois St. (08/31/2024) [4-4]
100	Nathanial Vakos (Wisconsin) vs Western Mich. (08/30/2024) [2-2]
100	Jonathan Kim (Michigan St.) vs Fla. Atlantic (08/30/2024) [2-2]
100	Dragan Kesich (Minnesota) vs North Carolina (08/29/2024) [2-2]
100	David Olano (Illinois) vs Eastern Ill. (08/29/2024) [6-6]
100	Jai Patel (Rutgers) vs Howard (08/29/2024) [5-5]

Punts

10	Keelan Crimmins (Purdue) vs Notre Dame (09/14/2024)
9	Jakob Anderson (Rutgers) vs Wisconsin (10/12/2024)



**2024-25 Big Ten Football
Conference Individual Game Highs
All games**

9	Rhys Dakin (Iowa) vs Iowa St. (09/07/2024)
Yards punted	
428	Keelan Crimmins (Purdue) vs Notre Dame (09/14/2024) [10-428]
377	Jakob Anderson (Rutgers) vs Wisconsin (10/12/2024) [9-377]
Longest punt	
74	Atticus Bertrams (Wisconsin) at Southern California (09/28/2024)
Punting avg	
57	Rhys Dakin (Iowa) vs Washington (10/12/2024) [114-2]
Punt returns	
5	Kaden Wetjen (Iowa) vs Illinois St. (08/31/2024)
4	Kaden Wetjen (Iowa) vs Northwestern (10/26/2024)
4	Denzel Boston (Washington) vs Northwestern (09/21/2024)
4	Brandon Inniss (Ohio St.) vs Western Mich. (09/07/2024)
4	Brandon Inniss (Ohio St.) vs Akron (08/31/2024)
4	Mac Resetich (Illinois) vs Eastern Ill. (08/29/2024)
Punt return yards	
111	Kaden Wetjen (Iowa) vs Northwestern (10/26/2024)
109	Tez Johnson (Oregon) vs Boise St. (09/07/2024)
Longest punt return	
85	Kaden Wetjen (Iowa) vs Northwestern (10/26/2024)
85	Tez Johnson (Oregon) vs Boise St. (09/07/2024)
Punt return avg	
54.5	Tez Johnson (Oregon) vs Boise St. (09/07/2024) [109-2]
41	Koi Perich (Minnesota) at Michigan (09/28/2024) [82-2]
Kick returns	
5	Kaden Wetjen (Iowa) at Michigan St. (10/19/2024)
Kick return yards	
150	Joseph Himon II (Northwestern) at Washington (09/21/2024)
145	Kaden Wetjen (Iowa) at Michigan St. (10/19/2024)
Kick return avg	
60	Noah Whittington (Oregon) vs Boise St. (09/07/2024) [120-2]
50	Joseph Himon II (Northwestern) at Washington (09/21/2024) [150-3]
Longest kick return	
100	Noah Whittington (Oregon) vs Boise St. (09/07/2024)
96	Joseph Himon II (Northwestern) at Washington (09/21/2024)
Kick return TDs	
1	Jayden Limar (Oregon) vs Boise St. (09/07/2024)
Combined PR/KR yards	
176	Kaden Wetjen (Iowa) vs Northwestern (10/26/2024) [111pr,65kr]
150	Joseph Himon II (Northwestern) at Washington (09/21/2024) [0pr,150kr]
Interceptions	
2	D'Angelo Ponds (Indiana) vs Washington (10/26/2024)
2	Koi Perich (Minnesota) at UCLA (10/12/2024)
2	Kyndrich Breedlove (Purdue) at Wisconsin (10/05/2024)
2	Kerry Brown (Minnesota) vs Nevada (09/14/2024)
2	Xavier Scott (Illinois) vs Kansas (09/07/2024)
Interception return yds	
100	Charles Brantley (Michigan St.) vs Prairie View (09/14/2024)
96	Bryan Addison (UCLA) vs Oregon (09/28/2024)
Interception return avg	
100	Charles Brantley (Michigan St.) vs Prairie View (09/14/2024) [100-1]
96	Bryan Addison (UCLA) vs Oregon (09/28/2024) [96-1]
Longest interception rtn	
100	Charles Brantley (Michigan St.) vs Prairie View (09/14/2024)



2024-25 Big Ten Football
Conference Individual Game Highs
All games

96	Bryan Addison (UCLA) vs Oregon (09/28/2024)
All-purpose yards	
256	Makai Lemon (Southern California) vs Rutgers (10/25/2024)
228	Tyler Warren (Penn St.) at Southern California (10/12/2024)
Tackles	
16	Kydran Jenkins (Purdue) at Oregon St. (09/21/2024) [8-8]
Sacks	
3	Aaron Graves (Iowa) vs Illinois St. (08/31/2024) [0-3]
2.5	Gabe Jacas (Illinois) vs Michigan (10/19/2024) [1-2]
2.5	Jordan Burch (Oregon) vs Michigan St. (10/04/2024) [1-2]
2.5	Zach Durfee (Washington) vs Eastern Mich. (09/07/2024) [1-2]
Tackles for loss	
4.5	Carson Schwesinger (UCLA) vs Minnesota (10/12/2024) [4-1]
4	Abdul Carter (Penn St.) vs Illinois (09/28/2024) [3-2]



**2024-25 Big Ten Football
Conference Individual Game Highs
All games**

200-Yard Rushing Performances	
208	Kyle Monangai (Rutgers) vs Akron (09/07/2024)
206	Kaleb Johnson (Iowa) at Minnesota (09/21/2024)
100-Yard Rushing Performances	
208	Kyle Monangai (Rutgers) vs Akron (09/07/2024)
206	Kaleb Johnson (Iowa) at Minnesota (09/21/2024)
198	Tawee Walker (Wisconsin) at Rutgers (10/12/2024)
187	Kaleb Johnson (Iowa) vs Iowa St. (09/07/2024)
173	Quinshon Judkins (Ohio St.) vs Marshall (09/21/2024)
173	Kaleb Johnson (Iowa) vs Troy (09/14/2024)
168	Devin Mockobee (Purdue) at Oregon St. (09/21/2024)
166	Kaleb Johnson (Iowa) vs Washington (10/12/2024)
166	Jordan James (Oregon) vs Michigan St. (10/04/2024)
165	Kyle Monangai (Rutgers) vs Howard (08/29/2024)
159	Kalel Mullings (Michigan) vs Southern California (09/21/2024)
153	Kalel Mullings (Michigan) vs Arkansas St. (09/14/2024)
148	Jonah Coleman (Washington) at Rutgers (09/27/2024)
144	Darius Taylor (Minnesota) vs Southern California (10/05/2024)
134	Woody Marks (Southern California) at Minnesota (10/05/2024)
132	Kyle Monangai (Rutgers) vs Washington (09/27/2024)
127	Jonah Coleman (Washington) vs Weber St. (08/31/2024)
126	Tawee Walker (Wisconsin) at Northwestern (10/19/2024)
124	Darius Taylor (Minnesota) vs Nevada (09/14/2024)
123	Justice Ellison (Indiana) vs Washington (10/26/2024)
119	Nicholas Singleton (Penn St.) vs Bowling Green (09/07/2024)
119	Kaleb Johnson (Iowa) vs Illinois St. (08/31/2024)
118	Nate Carter (Michigan St.) at Michigan (10/26/2024)
118	Ryan Browne (Purdue) at Illinois (10/12/2024)
117	Roman Hemby (Maryland) at Indiana (09/28/2024)
117	Justice Ellison (Indiana) vs Western Ill. (09/06/2024)
115	Jordan James (Oregon) vs Ohio St. (10/12/2024)
114	Nicholas Singleton (Penn St.) at West Virginia (08/31/2024)
111	Woody Marks (Southern California) vs Penn St. (10/12/2024)
111	Kalel Mullings (Michigan) vs Minnesota (09/28/2024)
109	Kaleb Johnson (Iowa) vs Northwestern (10/26/2024)
108	Quinshon Judkins (Ohio St.) vs Western Mich. (09/07/2024)
108	Kaden Feagin (Illinois) vs Eastern Ill. (08/29/2024)
106	Kyle Monangai (Rutgers) vs UCLA (10/19/2024)
105	Justice Ellison (Indiana) vs Nebraska (10/19/2024)
104	Jonah Coleman (Washington) at Indiana (10/26/2024)
104	Jonah Coleman (Washington) vs Eastern Mich. (09/07/2024)
103	Jordan James (Oregon) at UCLA (09/28/2024)
103	Woody Marks (Southern California) vs Utah St. (09/07/2024)
102	Devin Mockobee (Purdue) at Illinois (10/12/2024)
102	Kaytron Allen (Penn St.) vs Illinois (09/28/2024)
102	Jordan James (Oregon) vs Boise St. (09/07/2024)
101	Kaytron Allen (Penn St.) vs Bowling Green (09/07/2024)
101	Kay'Ron Lynch-Adams (Michigan St.) vs Fla. Atlantic (08/30/2024)
100	Woody Marks (Southern California) at Michigan (09/21/2024)
Number of 100-Yard Rushing Performances	
6	Kaleb Johnson, Iowa
4	Kyle Monangai, Rutgers
4	Jordan James, Oregon
4	Jonah Coleman, Washington
4	Woody Marks, Southern California
3	Kalel Mullings, Michigan



**2024-25 Big Ten Football
Conference Individual Game Highs
All games**

- 3 Justice Ellison, Indiana
- 2 Tawee Walker, Wisconsin
- 2 Quinshon Judkins, Ohio St.
- 2 Devin Mockobee, Purdue
- 2 Darius Taylor, Minnesota
- 2 Nicholas Singleton, Penn St.
- 2 Kaytron Allen, Penn St.
- 1 Nate Carter, Michigan St.
- 1 Ryan Browne, Purdue
- 1 Roman Hemby, Maryland
- 1 Kaden Feagin, Illinois
- 1 Kay'Ron Lynch-Adams, Michigan St.

500-Yard Passing Performances

400-Yard Passing Performances

300-Yard Passing Performances

- 391 Drew Allar (Penn St.) at Southern California (10/12/2024)
- 383 Ethan Garbers (UCLA) at Rutgers (10/19/2024)
- 380 Kurtis Rourke (Indiana) at Northwestern (10/05/2024)
- 380 Dillon Gabriel (Oregon) vs Idaho (08/31/2024)
- 379 Luke Altmyer (Illinois) vs Purdue (10/12/2024)
- 378 Miller Moss (Southern California) vs LSU (N) (09/01/2024)
- 373 Billy Edwards Jr. (Maryland) vs Southern California (10/19/2024)
- 363 Aidan Chiles (Michigan St.) at Maryland (09/07/2024)
- 359 Braedyn Locke (Wisconsin) vs Purdue (10/05/2024)
- 359 Kurtis Rourke (Indiana) vs Maryland (09/28/2024)
- 341 Dillon Gabriel (Oregon) vs Ohio St. (10/12/2024)
- 336 Miller Moss (Southern California) at Maryland (10/19/2024)
- 328 Billy Edwards Jr. (Maryland) vs Villanova (09/21/2024)
- 326 Will Howard (Ohio St.) at Oregon (10/12/2024)
- 320 Max Brosmer (Minnesota) vs Maryland (10/26/2024)
- 314 Will Rogers (Washington) vs Washington St. (N) (09/14/2024)
- 313 Athan Kaliakmanis (Rutgers) at Southern California (10/25/2024)
- 311 Billy Edwards Jr. (Maryland) vs UConn (08/31/2024)
- 309 Drew Allar (Penn St.) vs Kent St. (09/21/2024)
- 308 Miller Moss (Southern California) vs Rutgers (10/25/2024)
- 308 Miller Moss (Southern California) vs Wisconsin (09/28/2024)
- 307 Kurtis Rourke (Indiana) at UCLA (09/14/2024)
- 306 Will Rogers (Washington) at Rutgers (09/27/2024)

Number of 300-Yard Passing Performances

- 4 Miller Moss, Southern California
- 3 Kurtis Rourke, Indiana
- 3 Billy Edwards Jr., Maryland
- 2 Drew Allar, Penn St.
- 2 Dillon Gabriel, Oregon
- 2 Will Rogers, Washington
- 1 Ethan Garbers, UCLA
- 1 Luke Altmyer, Illinois
- 1 Aidan Chiles, Michigan St.
- 1 Braedyn Locke, Wisconsin
- 1 Will Howard, Ohio St.
- 1 Max Brosmer, Minnesota
- 1 Athan Kaliakmanis, Rutgers

200-Yard Receiving Performances

- 224 Tyler Warren (Penn St.) at Southern California (10/12/2024)

100-Yard Receiving Performances

- 224 Tyler Warren (Penn St.) at Southern California (10/12/2024)



**2024-25 Big Ten Football
Conference Individual Game Highs
All games**

- 194 Nick Marsh (Michigan St.) at Maryland (09/07/2024)
- 178 Tai Felton (Maryland) vs UConn (08/31/2024)
- 162 Giles Jackson (Washington) vs Washington St. (N) (09/14/2024)
- 157 Tai Felton (Maryland) vs Villanova (09/21/2024)
- 152 Tai Felton (Maryland) vs Michigan St. (09/07/2024)
- 149 Evan Stewart (Oregon) vs Ohio St. (10/12/2024)
- 146 Tyler Warren (Penn St.) vs Bowling Green (09/07/2024)
- 137 Elijah Sarratt (Indiana) vs Western Ill. (09/06/2024)
- 135 Elijah Sarratt (Indiana) at Northwestern (10/05/2024)
- 134 Makai Lemon (Southern California) vs Rutgers (10/25/2024)
- 134 Trech Kekahuna (Wisconsin) vs Purdue (10/05/2024)
- 133 Max Klare (Purdue) at Illinois (10/12/2024)
- 131 Dymere Miller (Rutgers) at Southern California (10/25/2024)
- 131 Omar Cooper Jr. (Indiana) vs Western Ill. (09/06/2024)
- 128 Bryce Kirtz (Northwestern) vs Indiana (10/05/2024)
- 128 Elijah Sarratt (Indiana) vs Maryland (09/28/2024)
- 125 Denzel Boston (Washington) at Rutgers (09/27/2024)
- 123 Bryce Kirtz (Northwestern) at Maryland (10/11/2024)
- 121 Tez Johnson (Oregon) at UCLA (09/28/2024)
- 121 Denzel Boston (Washington) vs Northwestern (09/21/2024)
- 121 Isaiah Neyor (Nebraska) vs UTEP (08/31/2024)
- 119 Jeremiah Smith (Ohio St.) vs Western Mich. (09/07/2024)
- 117 Daniel Jackson (Minnesota) vs Maryland (10/26/2024)
- 117 Emeka Egbuka (Ohio St.) vs Marshall (09/21/2024)
- 117 Tai Felton (Maryland) at Virginia (09/14/2024)
- 117 A.J. Henning (Northwestern) vs Eastern Ill. (09/14/2024)
- 117 Harrison Wallace III (Penn St.) at West Virginia (08/31/2024)
- 116 Omari Evans (Penn St.) vs Kent St. (09/21/2024)
- 114 Keegan Jones (UCLA) at Rutgers (10/19/2024)
- 113 Nick Marsh (Michigan St.) vs Iowa (10/19/2024)
- 112 Daniel Jackson (Minnesota) vs Iowa (09/21/2024)
- 112 Evan Stewart (Oregon) vs Boise St. (09/07/2024)
- 111 Kaden Prather (Maryland) vs Southern California (10/19/2024)
- 110 Ian Strong (Rutgers) at Virginia Tech (09/21/2024)
- 110 Tez Johnson (Oregon) at Oregon St. (09/14/2024)
- 107 J.Michael Sturdivant (UCLA) vs Minnesota (10/12/2024)
- 107 Liam Clifford (Penn St.) vs UCLA (10/05/2024)
- 105 Ja'Kobi Lane (Southern California) vs Wisconsin (09/28/2024)
- 104 Tai Felton (Maryland) at Minnesota (10/26/2024)
- 104 Moliki Matavao (UCLA) at Rutgers (10/19/2024)
- 104 Pat Bryant (Illinois) vs Purdue (10/12/2024)
- 102 Tez Johnson (Oregon) vs Illinois (10/26/2024)
- 102 Carnell Tate (Ohio St.) vs Nebraska (10/26/2024)
- 102 Pat Bryant (Illinois) vs Central Mich. (09/14/2024)
- 102 Rico Flores Jr. (UCLA) at Hawaii (08/31/2024)
- 100 Montorie Foster Jr. (Michigan St.) vs Iowa (10/19/2024)
- 100 Jeremiah Smith (Ohio St.) at Oregon (10/12/2024)

Number of 100-Yard Receiving Performances

- 5 Tai Felton, Maryland
- 3 Elijah Sarratt, Indiana
- 3 Tez Johnson, Oregon
- 2 Tyler Warren, Penn St.
- 2 Nick Marsh, Michigan St.
- 2 Evan Stewart, Oregon
- 2 Bryce Kirtz, Northwestern
- 2 Denzel Boston, Washington



**2024-25 Big Ten Football
Conference Individual Game Highs
All games**

- 2 Jeremiah Smith, Ohio St.
- 2 Daniel Jackson, Minnesota
- 2 Pat Bryant, Illinois
- 1 Giles Jackson, Washington
- 1 Makai Lemon, Southern California
- 1 Trech Kekahuna, Wisconsin
- 1 Max Klare, Purdue
- 1 Dymere Miller, Rutgers
- 1 Omar Cooper Jr., Indiana
- 1 Isaiah Neyor, Nebraska
- 1 Emeka Egbuka, Ohio St.
- 1 A.J. Henning, Northwestern
- 1 Harrison Wallace III, Penn St.
- 1 Omari Evans, Penn St.
- 1 Keegan Jones, UCLA
- 1 Kaden Prather, Maryland
- 1 Ian Strong, Rutgers
- 1 J.Michael Sturdivant, UCLA
- 1 Liam Clifford, Penn St.
- 1 Ja'Kobi Lane, Southern California
- 1 Moliki Matavao, UCLA
- 1 Carnell Tate, Ohio St.
- 1 Rico Flores Jr., UCLA
- 1 Montorie Foster Jr., Michigan St.



**2024-25 Big Ten Football
Conference Statistical Ranking Comparison
All games**

Team	Offense				Defense			
	Rushing	Passing	Total Off.	Scoring	Rushing	Passing	Total Def.	Scoring
Illinois	10	12	12	9	16	11	14	10
Indiana	2	4	1	1	3	7	3	3
Iowa	1	17	13	5	7	12	9	9
Maryland	15	1	5	7	8	18	16	17
Michigan	5	18	15	14	6	14	12	12
Michigan St.	13	9	10	15	12	8	9	11
Minnesota	17	10	14	8	10	4	5	5
Nebraska	14	8	11	12	5	9	7	6
Northwestern	16	15	17	16	9	16	13	14
Ohio St.	8	6	6	2	1	2	1	1
Oregon	7	2	2	3	11	6	6	4
Penn St.	6	7	7	6	2	3	2	2
Purdue	12	16	16	17	18	10	18	18
Rutgers	3	14	9	11	17	13	17	15
Southern California	11	3	4	4	13	15	15	13
UCLA	18	13	18	18	4	17	11	16
Washington	9	5	3	13	15	1	4	7
Wisconsin	4	11	8	9	14	5	8	8

Team	Kick ret.	Punt ret.	Interceptions	Sacks	TFL	Turnover Mar.
Illinois	14	5	12	2	15	4
Indiana	16	2	3	1	1	2
Iowa	1	1	12	6	12	2
Maryland	13	9	6	15	8	5
Michigan	8	6	6	3	4	15
Michigan St.	15	17	1	13	6	17
Minnesota	7	4	2	12	13	1
Nebraska	4	14	4	4	2	9
Northwestern	2	3	8	8	9	6
Ohio St.	16	8	10	7	2	9
Oregon	9	7	17	5	5	6
Penn St.	12	15	15	11	6	9
Purdue	11	13	18	9	9	15
Rutgers	18	10	11	16	16	6
Southern California	6	18	5	17	11	12
UCLA	10	15	9	18	13	17
Washington	5	11	14	10	16	13
Wisconsin	3	12	16	14	16	14



**2024-25 Big Ten Football
Individual Statistics
All games**

RUSHING (Minimum Games Played Pct. 75%, 10 Rushing Attempts/Game)

#	Player	G	Att.	Yds	Avg.	TD	Lg	Avg/g
1	Johnson, Kaleb - Iowa	8	146	1144	7.84	16	75	143.00
2	Monangai, Kyle - RU	8	172	931	5.41	10	62	116.38
3	James, Jordan - Oregon	8	136	800	5.88	8	41	100.00
4	Coleman, Jonah - UW	8	118	785	6.65	5	64	98.13
5	Marks, Woody - USC	8	133	755	5.68	8	65	94.38
6	Walker, Tawee - Wisc	7	126	624	4.95	10	55	89.14
7	Mullings, Kael - Mich	8	123	694	5.64	7	63	86.75
8	Singleton, Nicholas - PSU	6	75	483	6.44	3	41	80.50
9	Ellison, Justice - IND	8	102	637	6.25	9	47	79.63
10	Judkins, Quinshon - OSU	7	81	520	6.42	6	86	74.29

TOTAL OFFENSE (Minimum Games Played Pct. 75%)

#	Player	G	Rush	Pass	Plays	Total	Yds/g
1	Gabriel, Dillon - Oregon	8	97	2371	288	2468	308.50
2	Edwards Jr., Billy - MD	8	71	2314	373	2385	298.13
3	Rourke, Kurtis - IND	7	45	1941	205	1986	283.71
4	Moss, Miller - USC	8	-23	2262	332	2239	279.88
5	Howard, Will - OSU	7	91	1795	222	1886	269.43
6	Garbers, Ethan - UCLA	6	47	1484	235	1531	255.17
7	Allar, Drew - PSU	7	129	1640	198	1769	252.71
8	Rogers, Will - UW	8	-67	2022	270	1955	244.38
9	Chiles, Aidan - MSU	8	172	1657	269	1829	228.63
10	Altmyer, Luke - Illini	8	136	1667	284	1803	225.38

PASSING AVG/GAME (Minimum Games Played Pct. 75%)

#	Player	G	Comp-att-int	Yds	TD	Avg/g
1	Gabriel, Dillon - Oregon	8	192-252-5	2371	18	296.38
2	Edwards Jr., Billy - MD	8	214-313-6	2314	13	289.25
3	Moss, Miller - USC	8	203-312-6	2262	16	282.75
4	Rourke, Kurtis - IND	7	135-181-3	1941	15	277.29
5	Howard, Will - OSU	7	134-181-4	1795	17	256.43
6	Rogers, Will - UW	8	172-238-4	2022	13	252.75
7	Garbers, Ethan - UCLA	6	124-191-9	1484	8	247.33
8	Allar, Drew - PSU	7	117-164-4	1640	12	234.29
9	Brosmer, Max - MINN	8	169-243-4	1776	12	222.00
10	Raiola, Dylan - Nebr	8	162-245-7	1744	9	218.00

SCORING (Minimum Games Played Pct. 75%)

#	Player	G	TD	FG	XPT	2XP	Pts	Pts/g
1	Johnson, Kaleb - Iowa	8	17	0	0	0	102	12.75
2	Walker, Tawee - Wisc	7	10	0	0	0	60	8.57
3	Radicic, Nicolas - IND	8	0	5	51	0	66	8.25
4	Kim, Jonathan - MSU	8	0	16	15	0	63	7.88
5	Lantz, Michael - USC	8	0	10	32	0	62	7.75
6	Taylor, Darius - MINN	7	9	0	0	0	54	7.71
7	Smith, Jeremiah - OSU	7	9	0	0	0	54	7.71
8	Olano, David - Illini	8	0	13	22	0	61	7.63
9	Monangai, Kyle - RU	8	10	0	0	0	60	7.50
10	Stevens, Drew - Iowa	8	0	11	26	0	59	7.38

PASS EFFICIENCY (Minimum Games Played Pct. 75%, 15 Total Passes/Game)

#	Player	G	Comp-att-int	Yds	TD	Eff.
1	Rourke, Kurtis - IND	7	135-181-3	1941	15	188.70
2	Howard, Will - OSU	7	134-181-4	1795	17	183.91
3	Gabriel, Dillon - Oregon	8	192-252-5	2371	18	174.83
4	Allar, Drew - PSU	7	117-164-4	1640	12	174.61
5	Rogers, Will - UW	8	172-238-4	2022	13	158.30
6	Altmyer, Luke - Illini	8	137-217-3	1667	15	147.71
7	Brosmer, Max - MINN	8	169-243-4	1776	12	143.94
8	Edwards Jr., Billy - MD	8	214-313-6	2314	13	140.34
9	Moss, Miller - USC	8	203-312-6	2262	16	139.04
10	Garbers, Ethan - UCLA	6	124-191-9	1484	8	134.58

SCORING (TDs) (Minimum Games Played Pct. 75%, 1 Touchdowns)

#	Player	G	Run	Rec	Ret	Pts	Avg/g
1	Johnson, Kaleb - Iowa	8	16	1	0	102	12.75
2	Walker, Tawee - Wisc	7	10	0	0	60	8.57
3	Smith, Jeremiah - OSU	7	1	8	0	54	7.71
4	Taylor, Darius - MINN	7	7	2	0	54	7.71
5	Monangai, Kyle - RU	8	10	0	0	60	7.50
6	Singleton, Nicholas - PSU	6	3	4	0	42	7.00
7	Johnson, Tez - Oregon	8	0	8	1	54	6.75
8	Ellison, Justice - IND	8	9	0	0	54	6.75
9	Boston, Denzel - UW	8	0	9	0	54	6.75
10	James, Jordan - Oregon	8	8	0	0	48	6.00

RECEPTIONS/GAME (Minimum Games Played Pct. 75%)

#	Player	G	No.	Yds	TD	Lg	Yds/g	Rec/g
1	Felton, Tai - MD	8	73	907	6	75	113.38	9.13
2	Johnson, Tez - Oregon	8	63	638	8	52	79.75	7.88
3	Warren, Tyler - PSU	7	47	559	4	34	79.86	6.71
4	Jackson, Daniel - MINN	8	51	568	3	39	71.00	6.38
5	Egbuka, Emeka - OSU	7	43	546	6	68	78.00	6.14
6	Jackson, Giles - UW	8	49	553	2	45	69.13	6.13
7	Loveland, Colston - Mich	7	42	411	4	29	58.71	6.00
8	Prather, Kaden - MD	8	45	487	3	33	60.88	5.63
9	Boston, Denzel - UW	8	44	583	9	51	72.88	5.50
10	Smith, Jeremiah - OSU	7	35	623	8	70	89.00	5.00

SCORING (KICK) (Minimum Games Played Pct. 75%)

#	Player	G	PAT	FG	Pts	Avg/g
1	Radicic, Nicolas - IND	8	51-51	5-5	66	8.25
2	Kim, Jonathan - MSU	8	15-16	16-18	63	7.88
3	Lantz, Michael - USC	8	32-32	10-14	62	7.75
4	Olano, David - Illini	8	22-22	13-16	61	7.63
5	Stevens, Drew - Iowa	8	26-26	11-13	59	7.38
6	Kesich, Dragan - MINN	8	28-28	9-15	55	6.88
7	Howes, Jack - MD	8	25-26	9-13	52	6.50
8	Gross, Grady - UW	8	19-19	11-18	52	6.50
9	Fielding, Jayden - OSU	7	36-36	3-4	45	6.43
10	Vakos, Nathaniel - Wisc	8	26-26	8-12	50	6.25



**2024-25 Big Ten Football
Individual Statistics
All games**

RECEIVE YDS/GAME (Minimum Games Played Pct. 75%)

#	Player	G	No.	Yds	TD	Long	Avg/c	Yds/g
1	Felton, Tai - MD	8	73	907	6	75	12.42	113.38
2	Smith, Jeremiah - OSU	7	35	623	8	70	17.80	89.00
3	Warren, Tyler - PSU	7	47	559	4	34	11.89	79.86
4	Johnson, Tez - Oregon	8	63	638	8	52	10.13	79.75
5	Egbuka, Emeka - OSU	7	43	546	6	68	12.70	78.00
6	Sarratt, Elijah - IND	8	33	590	3	71	17.88	73.75
7	Boston, Denzel - UW	8	44	583	9	51	13.25	72.88
8	Jackson, Daniel - MINN	8	51	568	3	39	11.14	71.00
9	Jackson, Giles - UW	8	49	553	2	45	11.29	69.13
10	Marsh, Nick - MSU	7	28	475	2	77	16.96	67.86

PUNT RETURN AVG (Minimum Games Played Pct. 75%)

#	Player	G	No.	Yds	TD	Long	Avg.
1	Kirtz, Bryce - NU	7	2	36	0	23	18.00
2	Felton, Tai - MD	8	1	17	0	17	17.00
3	Beatty, Hank - Illini	8	8	133	0	37	16.63

KICK RETURN AVG (Minimum Games Played Pct. 75%)

#	Player	G	No.	Yds	TD	Long	Avg.
1	Whittington, Noah - Oregon	8	4	162	0	100	40.50
2	Lemon, Makai - USC	7	4	130	0	80	32.50
3	Anthony II, Vinny - Wisc	8	7	207	0	74	29.57

ALL PURPOSE (Minimum Games Played Pct. 75%)

#	Player	G	Rush	Rcv	PR	KR	Yds	Avg/g
1	Johnson, Kaleb - Iowa	8	1144	111	0	0	1255	156.88
2	Marks, Woody - USC	8	755	234	0	0	989	123.63
3	Monangai, Kyle - RU	8	931	49	0	0	980	122.50
4	Felton, Tai - MD	8	23	907	17	0	947	118.38
5	Coleman, Jonah - UW	8	785	125	0	0	910	113.75
6	James, Jordan - Oregon	8	800	90	0	0	890	111.25
7	Mullings, Kalel - Mich	8	694	10	0	74	778	97.25
8	Johnson, Tez - Oregon	8	0	638	134	0	772	96.50
9	Taylor, Darius - MINN	7	513	257	0	0	770	110.00
10	Singleton, Nicholas - PSU	6	483	150	0	131	764	127.33

PUNTING (Minimum Games Played Pct. 75%, 3.6 Punts/Game)

#	Player	G	No.	Yds	Lg	I20	50+	TB	Avg.
1	McFerson, Bryce - MD	8	33	1546	64	16	14	2	46.85
2	Bertrams, Atticus - Wisc	8	33	1528	74	14	11	3	46.30
3	Dakin, Rhys - Iowa	8	42	1881	61	20	11	4	44.79
4	Crimmins, Keelan - Purdue	7	37	1650	64	8	6	2	44.59
5	Akers, Luke - NU	8	39	1679	58	15	6	1	43.05
6	Crawford, Mark - MINN	8	32	1374	58	11	4	0	42.94
7	Anderson, Jakob - RU	8	33	1406	61	11	5	4	42.61
8	Doman, Tommy - Mich	8	35	1437	58	11	7	2	41.06

FIELD GOALS (Minimum Games Played Pct. 75%)

#	Player	G	Made	Att.	Long	Pct.	Avg.
1	Kim, Jonathan - MSU	8	16	18	55	88.89	2.00
2	Olano, David - Illini	8	13	16	50	81.25	1.63
3	Bhaghani, Mateen - UCLA	7	10	12	54	83.33	1.43
4	Stevens, Drew - Iowa	8	11	13	51	84.62	1.38
5	Gross, Grady - UW	8	11	18	44	61.11	1.38
6	Lantz, Michael - USC	8	10	14	54	71.43	1.25
7	Howes, Jack - MD	8	9	13	46	69.23	1.13
8	Kesich, Dragan - MINN	8	9	15	53	60.00	1.13
9	Zvada, Dominic - Mich	8	9	10	55	90.00	1.13

FIELD GOAL PCT (Minimum Games Played Pct. 75%)

#	Player	G	Made	Att.	Long	Pct.
1	Moczulski, Ethan - Illini	8	1	1	59	100.00
2	Radicic, Nicolas - IND	8	5	5	37	100.00
3	Zvada, Dominic - Mich	8	9	10	55	90.00
4	Kim, Jonathan - MSU	8	16	18	55	88.89
5	Stevens, Drew - Iowa	8	11	13	51	84.62
6	Bhaghani, Mateen - UCLA	7	10	12	54	83.33
7	Olano, David - Illini	8	13	16	50	81.25
8	Sappington, Atticus - Oregon	8	8	10	42	80.00
9	Fielding, Jayden - OSU	7	3	4	40	75.00



2024-25 Big Ten Football
Individual Statistics
All games

PAT KICKING PCT (Minimum Games Played Pct. 75%)

#	Player	G	Made	Att.	Pct.
1	Stevens, Drew - Iowa	8	26	26	100.00
2	Vakos, Nathaniel - Wisc	8	26	26	100.00
3	Akers, Luke - NU	8	6	6	100.00
4	Lantz, Michael - USC	8	32	32	100.00
5	Kesich, Dragan - MINN	8	28	28	100.00
6	Fielding, Jayden - OSU	7	36	36	100.00
7	Gross, Grady - UW	8	19	19	100.00
8	Olano, David - Illini	8	22	22	100.00
9	Bhaghani, Mateen - UCLA	7	11	11	100.00



**2024-25 Big Ten Football
Individual Statistics
All games**

TACKLES (All positions) (Minimum Games Played Pct. 75%)

#	Player	G	Pos	Solo	Ast	Total	Avg/g
1	Higgins, Jay - Iowa	8	LB	32	52	84	10.50
2	Schwesinger, Carson - UCLA	7	LB	45	27	72	10.29
3	Fisher, Aiden - IND	8	LB	29	46	75	9.38
4	Djabome, Dariel - RU	8	LB	27	42	69	8.63
5	Mascarenas-Arnold, Easton - USC	8	LB	38	29	67	8.38
6	Thieneman, Dillon - Purdue	7	DB	35	19	54	7.71
7	Jenkins, Kydran - Purdue	7	LB	32	20	52	7.43
8	Rosiek, Dylan - Illini	8	LB	25	34	59	7.38
9	Lindenberg, Cody - MINN	8	LB	28	30	58	7.25
10	Hausmann, Ernest - Mich	8	LB	37	19	56	7.00
11	Jackson, Nick - Iowa	8	LB	22	34	56	7.00
12	Uihlein, Mac - NU	8	LB	37	19	56	7.00
13	Bruener, Carson - UW	8	LB	30	25	55	6.88
14	Bailey, Matthew - Illini	8	DB	26	27	53	6.63
15	Thomas, Jaheim - Wisc	8	LB	24	28	52	6.50
16	Baranowski, Maverick - MINN	6	LB	11	28	39	6.50
17	Cobb, Mason - USC	7	LB	18	27	45	6.43
18	Reed, Jaylen - PSU	7	S	24	20	44	6.29
19	Styles, Sonny - OSU	7	LB	16	27	43	6.14
20	Mueller, Xander - NU	7	LB	23	20	43	6.14
21	Turner, Jordan - MSU	8	LB	26	22	48	6.00
22	Wohler, Hunter - Wisc	8	S	32	16	48	6.00
23	Walker, Jailin - IND	8	LB	23	25	48	6.00
24	Jacas, Gabe - Illini	8	LB	26	20	46	5.75
25	Boettcher, Bryce - Oregon	8	LB	24	22	46	5.75
26	Barham, Jaishawn - Mich	8	LB	26	20	46	5.75
27	Medrano, Kain - UCLA	7	LB	29	11	40	5.71
28	Smith, Jaylin - USC	6	CB	23	11	34	5.67
29	Igbinosun, Desmond - RU	8	DB	21	24	45	5.63
30	Tuputala, Alphonzo - UW	8	LB	27	18	45	5.63
31	Asbury II, Shawn - IND	8	DB	17	28	45	5.63
32	Simon, Cody - OSU	6	LB	16	17	33	5.50
33	Gifford, Isaac - Nebr	8	DB	18	26	44	5.50
34	Arnold, Akili - USC	7	S	22	15	37	5.29
35	Wheatley, Zakee - PSU	7	S	23	14	37	5.29
36	Ramsey, Kamari - USC	7	S	27	10	37	5.29
37	Singleton, DeShon - Nebr	8	DB	27	15	42	5.25
38	Brown, Kerry - MINN	7	DB	16	20	36	5.14
39	Turner, Devin - NU	7	DB	25	11	36	5.14
40	Dixon, Flip - RU	7	DB	19	17	36	5.14
41	Oladejo, Oluwafemi - UCLA	7	LB	14	22	36	5.14
42	Bullock, John - Nebr	8	LB	19	22	41	5.13
43	Scott, Miles - Illini	8	DB	25	16	41	5.13
44	Ponds, D'Angelo - IND	8	CB	27	13	40	5.00
45	Spencer, Malik - MSU	8	S	25	15	40	5.00
46	Loyal, Shaquan - RU	8	DB	24	16	40	5.00
47	Haladay, Cal - MSU	8	LB	25	15	40	5.00
48	Karlaftis, Yanni - Purdue	7	LB	22	13	35	5.00
49	Johnson, Tysheem - Oregon	8	DB	17	22	39	4.88
50	Coleman, Seth - Illini	8	LB	18	21	39	4.88

SACKS (Minimum Games Played Pct. 75%)

#	Player	G	Pos	Solo	Ast	Total	Avg/g
1	Stewart, Josaiah - Mich	7	DE	6	1	6.5	0.93
2	Kamara, Mikail - IND	8	DL	7	0	7	0.88
3	Uiagalelei, Matayo - Oregon	8	DE	6	1	6.5	0.81
4	Jacas, Gabe - Illini	8	LB	6	1	6.5	0.81
5	Heldt, Will - Purdue	7	DE	4	2	5	0.71
6	Jenkins, Kydran - Purdue	7	LB	4	2	5	0.71
7	Graves, Aaron - Iowa	8	DL	5	0	5	0.63
8	Carter, Abdul - PSU	7	LB	4	0	4	0.57
9	Tuimoloau, JT - OSU	7	DL	3	2	4	0.57
10	Robinson, Ty - Nebr	8	DL	4	0	4	0.50
11	Williams, James - Nebr	8	DL	4	0	4	0.50
12	Llewellyn, Max - Iowa	8	DE	3	1	3.5	0.44
13	Joyner, Jah - MINN	8	DL	3	1	3.5	0.44
14	Sherman, MJ - Nebr	8	LB	3	1	3.5	0.44
15	Graham, Mason - Mich	8	DL	3	1	3.5	0.44
16	Wyatt, Kellan - MD	7	LB	3	0	3	0.43
17	Hubbard, Aidan - NU	8	DL	3	0	3	0.38
18	Allen, Brian - Iowa	8	DE	3	0	3	0.38
19	Bogle, Khris - MSU	8	LB	2	2	3	0.38
20	Ward, Isaiah - UW	8	DE	3	0	3	0.38

TACKLES FOR LOSS (Minimum Games Played Pct. 75%, 1.25 Total

Tackles For Loss/Game)

#	Player	G	Pos	Solo	Ast	Total	Avg/g
1	Stewart, Josaiah - Mich	7	DE	9	4	11	1.57
2	Carter, Abdul - PSU	7	LB	7	5	9.5	1.36
3	Kamara, Mikail - IND	8	DL	9	2	10	1.25



**2024-25 Big Ten Football
Individual Statistics
All games**

FUMBLES FORCED (Minimum Games Played Pct. 75%)

#	Player	G	No.	Avg/g
1	Jacas, Gabe - Illini	8	3	0.38
2	Ransom, Lathan - OSU	6	2	0.33
3	McGahee IV, Willis - Nebr	7	2	0.29
4	Wyatt, Kellan - MD	7	2	0.29
5	Hancock, Jordan - OSU	7	2	0.29
6	Stewart, Josaiah - Mich	7	2	0.29
7	Ramsey, Kamari - USC	7	2	0.29
8	Hurkett, Ethan - Iowa	8	2	0.25
9	Rosiek, Dylan - Illini	8	2	0.25
10	Rogers, Eric - RU	8	2	0.25

FUMBLES RECOVERED (Minimum Games Played Pct. 75%)

#	Player	G	No.	Avg/g
1	Grant, Kenneth - Mich	8	2	0.25
2	Kamara, Mikail - IND	8	2	0.25
3	Simon, Cody - OSU	6	1	0.17
4	Walters, Damon - NU	6	1	0.17
5	Ransom, Lathan - OSU	6	1	0.17
6	Butler, Jimari - Nebr	7	1	0.14
7	Fuller, Quashon - MD	7	1	0.14
8	Mueller, Xander - NU	7	1	0.14
9	Miller, Glendon - MD	7	1	0.14
10	Vilbert, Smith - PSU	7	1	0.14

PASSES DEFENDED (Minimum Games Played Pct. 75%)

#	Player	G	Brup	Int.	Total	Avg/g
1	Walley, Justin - MINN	6	8	2	10	1.67
2	Johnson, Theran - NU	8	9	2	11	1.38
3	Harris, Jermari - Iowa	8	6	3	9	1.13
4	Brantley, Charles - MSU	8	5	3	8	1.00
5	Hill, Jyaire - Mich	8	7	1	8	1.00
6	Dixon, Thaddeus - UW	8	7	1	8	1.00
7	Breedlove, Kyndrich - Purdue	7	4	3	7	1.00
8	Muhammad, Jabbar - Oregon	8	7	0	7	0.88
9	Ponds, D'Angelo - IND	8	5	2	7	0.88
10	Hartzog Jr., Malcolm - Nebr	8	3	4	7	0.88
11	Loyal, Shaquan - RU	8	5	2	7	0.88
12	Johnson, Will - Mich	6	3	2	5	0.83
13	Reed, Nikko - Oregon	8	5	1	6	0.75
14	Higgins, Jay - Iowa	8	3	3	6	0.75
15	Wohler, Hunter - Wisc	8	6	0	6	0.75
16	Joyner, Jah - MINN	8	6	0	6	0.75
17	Buford Jr., Marques - Nebr	8	5	1	6	0.75
18	Wright, Ceyair - Nebr	8	5	1	6	0.75
19	Ramsey, Kamari - USC	7	5	0	5	0.71
20	Hancock, Jordan - OSU	7	4	1	5	0.71

INTERCEPTIONS (Minimum Games Played Pct. 75%)

#	Player	G	No.	Yds	TD	Long	Avg/g
1	Perich, Koi - MINN	8	5	63	0	45	0.63
2	Hartzog Jr., Malcolm - Nebr	8	4	75	0	34	0.50
3	Miller, Glendon - MD	7	3	28	0	28	0.43
4	Breedlove, Kyndrich - Purdue	7	3	0	0	0	0.43
5	Higgins, Jay - Iowa	8	3	15	0	10	0.38
6	Huskey, Jalen - MD	8	3	37	0	37	0.38
7	Brantley, Charles - MSU	8	3	101	1	100	0.38
8	Harris, Jermari - Iowa	8	3	60	1	32	0.38
9	Scott, Xavier - Illini	8	3	50	1	30	0.38
10	Johnson, Will - Mich	6	2	128	2	86	0.33



**2024-25 Big Ten Football
Extended Individual Statistics
All games**

TOTAL OFFENSE (Minimum Games Played Pct. 75%)

#	Player	G	Rush	Pass	Plays	Total	Yds/g
1	Gabriel, Dillon - Oregon	8	97	2371	288	2468	308.50
2	Edwards Jr., Billy - MD	8	71	2314	373	2385	298.13
3	Rourke, Kurtis - IND	7	45	1941	205	1986	283.71
4	Moss, Miller - USC	8	-23	2262	332	2239	279.88
5	Howard, Will - OSU	7	91	1795	222	1886	269.43
6	Garbers, Ethan - UCLA	6	47	1484	235	1531	255.17
7	Allar, Drew - PSU	7	129	1640	198	1769	252.71
8	Rogers, Will - UW	8	-67	2022	270	1955	244.38
9	Chiles, Aidan - MSU	8	172	1657	269	1829	228.63
10	Altmyer, Luke - Illini	8	136	1667	284	1803	225.38

TOTAL OFFENSE AVG/PLAY (Minimum Games Played Pct. 75%)

#	Player	G	Rush	Pass	Plays	Total	Yds/p
1	Arkin, Tanner - Illini	8	36	0	1	36	4.50
2	Buschini, Brian - Nebr	8	0	30	1	30	3.75
3	Jackson, Elijah - Purdue	6	96	0	5	96	3.20
4	Smith, Jeremiah - OSU	7	33	0	2	33	2.36
5	Bertrams, Atticus - Wisc	8	15	0	1	15	1.88
6	Johnson, Aziah - MSU	8	15	0	1	15	1.88
7	Barney Jr., Jacory - Nebr	8	111	0	8	111	1.73
8	Clifford, Liam - PSU	7	12	0	1	12	1.71
9	Glover, Jaron - MSU	6	20	0	2	20	1.67
10	Holden, Traeshon - Oregon	7	22	0	2	22	1.57

TOTAL OFFENSE PLAYS

#	Player	G	Rush	Pass	Plays	Total	Yds/g
1	Edwards Jr., Billy - MD	8	71	2314	373	2385	298.13
2	Moss, Miller - USC	8	-23	2262	332	2239	279.88
3	Kaliakmanis, Athan - RU	8	125	1650	295	1775	221.88
4	Brosmer, Max - MINN	8	-16	1776	290	1760	220.00
5	Gabriel, Dillon - Oregon	8	97	2371	288	2468	308.50
6	Altmyer, Luke - Illini	8	136	1667	284	1803	225.38
7	Raiola, Dylan - Nebr	8	-58	1744	275	1686	210.75
8	Rogers, Will - UW	8	-67	2022	270	1955	244.38
9	Chiles, Aidan - MSU	8	172	1657	269	1829	228.63
10	Garbers, Ethan - UCLA	6	47	1484	235	1531	255.17

TOTAL OFFENSE YARDS

#	Player	G	Rush	Pass	Plays	Total	Yds/g
1	Edwards Jr., Billy - MD	8	71	2314	373	2385	298.13
2	Moss, Miller - USC	8	-23	2262	332	2239	279.88
3	Kaliakmanis, Athan - RU	8	125	1650	295	1775	221.88
4	Brosmer, Max - MINN	8	-16	1776	290	1760	220.00
5	Gabriel, Dillon - Oregon	8	97	2371	288	2468	308.50
6	Altmyer, Luke - Illini	8	136	1667	284	1803	225.38
7	Raiola, Dylan - Nebr	8	-58	1744	275	1686	210.75
8	Rogers, Will - UW	8	-67	2022	270	1955	244.38
9	Chiles, Aidan - MSU	8	172	1657	269	1829	228.63
10	Garbers, Ethan - UCLA	6	47	1484	235	1531	255.17

ALL PURPOSE (Minimum Games Played Pct. 75%)

#	Player	G	Rush	Rcv	PR	KR	Yds	Avg/g
1	Johnson, Kaleb - Iowa	8	1144	111	0	0	1255	156.88
2	Marks, Woody - USC	8	755	234	0	0	989	123.63
3	Monangai, Kyle - RU	8	931	49	0	0	980	122.50
4	Felton, Tai - MD	8	23	907	17	0	947	118.38
5	Coleman, Jonah - UW	8	785	125	0	0	910	113.75
6	James, Jordan - Oregon	8	800	90	0	0	890	111.25
7	Mullings, Kalel - Mich	8	694	10	0	74	778	97.25
8	Johnson, Tez - Oregon	8	0	638	134	0	772	96.50
9	Taylor, Darius - MINN	7	513	257	0	0	770	110.00
10	Singleton, Nicholas - PSU	6	483	150	0	131	764	127.33

SCORING (Minimum Games Played Pct. 75%)

#	Player	G	TD	FG	XPT	2XP	Pts	Pts/g
1	Johnson, Kaleb - Iowa	8	17	0	0	0	102	12.75
2	Walker, Tawee - Wisc	7	10	0	0	0	60	8.57
3	Radicic, Nicolas - IND	8	0	5	51	0	66	8.25
4	Kim, Jonathan - MSU	8	0	16	15	0	63	7.88
5	Lantz, Michael - USC	8	0	10	32	0	62	7.75
6	Taylor, Darius - MINN	7	9	0	0	0	54	7.71
7	Smith, Jeremiah - OSU	7	9	0	0	0	54	7.71
8	Olano, David - Illini	8	0	13	22	0	61	7.63
9	Monangai, Kyle - RU	8	10	0	0	0	60	7.50
10	Stevens, Drew - Iowa	8	0	11	26	0	59	7.38

SCORING (TDs) (Minimum 1 Touchdowns)

#	Player	G	Run	Rec	Ret	Pts	Avg/g
1	Johnson, Kaleb - Iowa	8	16	1	0	102	12.75
2	Walker, Tawee - Wisc	7	10	0	0	60	8.57
3	Taylor, Darius - MINN	7	7	2	0	54	7.71
4	Smith, Jeremiah - OSU	7	1	8	0	54	7.71
5	Monangai, Kyle - RU	8	10	0	0	60	7.50
6	Singleton, Nicholas - PSU	6	3	4	0	42	7.00
7	Johnson, Tez - Oregon	8	0	8	1	54	6.75
8	Boston, Denzel - UW	8	0	9	0	54	6.75
9	Ellison, Justice - IND	8	9	0	0	54	6.75
10	Lawton, Ty Son - IND	8	8	0	0	48	6.00

SCORING (KICK) (Minimum Games Played Pct. 75%)

#	Player	G	PAT	FG	Pts	Avg/g
1	Radicic, Nicolas - IND	8	51-51	5-5	66	8.25
2	Kim, Jonathan - MSU	8	15-16	16-18	63	7.88
3	Lantz, Michael - USC	8	32-32	10-14	62	7.75
4	Olano, David - Illini	8	22-22	13-16	61	7.63
5	Stevens, Drew - Iowa	8	26-26	11-13	59	7.38
6	Kesich, Dragan - MINN	8	28-28	9-15	55	6.88
7	Howes, Jack - MD	8	25-26	9-13	52	6.50
8	Gross, Grady - UW	8	19-19	11-18	52	6.50
9	Fielding, Jayden - OSU	7	36-36	3-4	45	6.43
10	Vakos, Nathaniel - Wisc	8	26-26	8-12	50	6.25



**2024-25 Big Ten Football
Extended Individual Statistics
All games**

TOTAL OFFENSE TDS

#	Player	G	Rush	Pass	Total
1	Gabriel, Dillon - Oregon	8	97	2371	23
2	Howard, Will - OSU	7	91	1795	22
3	Moss, Miller - USC	8	-23	2262	18
4	Edwards Jr., Billy - MD	8	71	2314	18
5	Altmyer, Luke - Illini	8	136	1667	17
6	Rourke, Kurtis - IND	7	45	1941	17
7	Brosmer, Max - MINN	8	-16	1776	16
8	Johnson, Kaleb - Iowa	8	1144	0	16
9	Allar, Drew - PSU	7	129	1640	15
10	Rogers, Will - UW	8	-67	2022	13

RUSHING (Minimum 10 Rushing Attempts/Game, Games Played Pct. 75%)

#	Player	G	Att.	Yds	Avg.	TD	Lg	Avg/g
1	Johnson, Kaleb - Iowa	8	146	1144	7.84	16	75	143.00
2	Monangai, Kyle - RU	8	172	931	5.41	10	62	116.38
3	James, Jordan - Oregon	8	136	800	5.88	8	41	100.00
4	Coleman, Jonah - UW	8	118	785	6.65	5	64	98.13
5	Marks, Woody - USC	8	133	755	5.68	8	65	94.38
6	Walker, Tawee - Wisc	7	126	624	4.95	10	55	89.14
7	Mullings, Kael - Mich	8	123	694	5.64	7	63	86.75
8	Singleton, Nicholas - PSU	6	75	483	6.44	3	41	80.50
9	Ellison, Justice - IND	8	102	637	6.25	9	47	79.63
10	Judkins, Quinshon - OSU	7	81	520	6.42	6	86	74.29

YARDS PER RUSH (Minimum 10 Rushing Attempts/Game, Games Played Pct. 75%)

#	Player	G	Att.	Yds	Avg.	TD	Lg	Avg/g
1	Johnson, Kaleb - Iowa	8	146	1144	7.84	16	75	143.00
2	Coleman, Jonah - UW	8	118	785	6.65	5	64	98.13
3	Singleton, Nicholas - PSU	6	75	483	6.44	3	41	80.50
4	Judkins, Quinshon - OSU	7	81	520	6.42	6	86	74.29
5	Mockabee, Devin - Purdue	7	81	510	6.30	2	63	72.86
6	Ellison, Justice - IND	8	102	637	6.25	9	47	79.63
7	James, Jordan - Oregon	8	136	800	5.88	8	41	100.00
8	Marks, Woody - USC	8	133	755	5.68	8	65	94.38
9	Mullings, Kael - Mich	8	123	694	5.64	7	63	86.75
10	Monangai, Kyle - RU	8	172	931	5.41	10	62	116.38

RUSH ATTEMPTS (Minimum 10 Rushing Attempts/Game)

#	Player	G	Att.	Yds	Avg.	TD	Lg	Avg/g
1	Monangai, Kyle - RU	8	172	931	5.41	10	62	116.38
2	Johnson, Kaleb - Iowa	8	146	1144	7.84	16	75	143.00
3	James, Jordan - Oregon	8	136	800	5.88	8	41	100.00
4	Marks, Woody - USC	8	133	755	5.68	8	65	94.38
5	Walker, Tawee - Wisc	7	126	624	4.95	10	55	89.14
6	Mullings, Kael - Mich	8	123	694	5.64	7	63	86.75
7	Coleman, Jonah - UW	8	118	785	6.65	5	64	98.13
8	Taylor, Darius - MINN	7	104	513	4.93	7	80	73.29
9	Ellison, Justice - IND	8	102	637	6.25	9	47	79.63
10	Allen, Kaytron - PSU	7	101	509	5.04	4	26	72.71

RUSH YARDS (Minimum 10 Rushing Attempts/Game)

#	Player	G	Att.	Yds	Avg.	TD	Lg	Avg/g
1	Johnson, Kaleb - Iowa	8	146	1144	7.84	16	75	143.00
2	Monangai, Kyle - RU	8	172	931	5.41	10	62	116.38
3	James, Jordan - Oregon	8	136	800	5.88	8	41	100.00
4	Coleman, Jonah - UW	8	118	785	6.65	5	64	98.13
5	Marks, Woody - USC	8	133	755	5.68	8	65	94.38
6	Mullings, Kael - Mich	8	123	694	5.64	7	63	86.75
7	Ellison, Justice - IND	8	102	637	6.25	9	47	79.63
8	Walker, Tawee - Wisc	7	126	624	4.95	10	55	89.14
9	Judkins, Quinshon - OSU	7	81	520	6.42	6	86	74.29
10	Taylor, Darius - MINN	7	104	513	4.93	7	80	73.29

RUSHING TDS (Minimum 10 Rushing Attempts/Game)

#	Player	G	Att.	Yds	Avg.	TD	Lg	Avg/g
1	Johnson, Kaleb - Iowa	8	146	1144	7.84	16	75	143.00
2	Walker, Tawee - Wisc	7	126	624	4.95	10	55	89.14
3	Monangai, Kyle - RU	8	172	931	5.41	10	62	116.38
4	Ellison, Justice - IND	8	102	637	6.25	9	47	79.63
5	Lawton, Ty Son - IND	8	88	434	4.93	8	29	54.25
6	James, Jordan - Oregon	8	136	800	5.88	8	41	100.00
7	Marks, Woody - USC	8	133	755	5.68	8	65	94.38
8	Mullings, Kael - Mich	8	123	694	5.64	7	63	86.75
9	Taylor, Darius - MINN	7	104	513	4.93	7	80	73.29
10	Judkins, Quinshon - OSU	7	81	520	6.42	6	86	74.29

PASSING Avg/GAME (Minimum Games Played Pct. 75%)

#	Player	G	Comp-att-int	Yds	TD	Avg/g
1	Gabriel, Dillon - Oregon	8	192-252-5	2371	18	296.38
2	Edwards Jr., Billy - MD	8	214-313-6	2314	13	289.25
3	Moss, Miller - USC	8	203-312-6	2262	16	282.75
4	Rourke, Kurtis - IND	7	135-181-3	1941	15	277.29
5	Howard, Will - OSU	7	134-181-4	1795	17	256.43
6	Rogers, Will - UW	8	172-238-4	2022	13	252.75
7	Garbers, Ethan - UCLA	6	124-191-9	1484	8	247.33
8	Allar, Drew - PSU	7	117-164-4	1640	12	234.29
9	Brosmer, Max - MINN	8	169-243-4	1776	12	222.00
10	Raiola, Dylan - Nebr	8	162-245-7	1744	9	218.00

PASSING YARDS

#	Player	G	Comp-att-int	Yds	TD	Avg/g
1	Gabriel, Dillon - Oregon	8	192-252-5	2371	18	296.38
2	Edwards Jr., Billy - MD	8	214-313-6	2314	13	289.25
3	Moss, Miller - USC	8	203-312-6	2262	16	282.75
4	Rogers, Will - UW	8	172-238-4	2022	13	252.75
5	Rourke, Kurtis - IND	7	135-181-3	1941	15	277.29
6	Howard, Will - OSU	7	134-181-4	1795	17	256.43
7	Brosmer, Max - MINN	8	169-243-4	1776	12	222.00
8	Raiola, Dylan - Nebr	8	162-245-7	1744	9	218.00
9	Altmyer, Luke - Illini	8	137-217-3	1667	15	208.38
10	Chiles, Aidan - MSU	8	125-205-9	1657	7	207.13



**2024-25 Big Ten Football
Extended Individual Statistics
All games**

PASS EFFICIENCY (Minimum 15 Total Passes/Game, Games Played Pct. 75%)

#	Player	G	Comp-att-int	Yds	TD	Eff
1	Rourke, Kurtis - IND	7	135-181-3	1941	15	188.70
2	Howard, Will - OSU	7	134-181-4	1795	17	183.91
3	Gabriel, Dillon - Oregon	8	192-252-5	2371	18	174.83
4	Allar, Drew - PSU	7	117-164-4	1640	12	174.61
5	Rogers, Will - UW	8	172-238-4	2022	13	158.30
6	Altmyer, Luke - Illini	8	137-217-3	1667	15	147.71
7	Brosmer, Max - MINN	8	169-243-4	1776	12	143.94
8	Edwards Jr., Billy - MD	8	214-313-6	2314	13	140.34
9	Moss, Miller - USC	8	203-312-6	2262	16	139.04
10	Garbers, Ethan - UCLA	6	124-191-9	1484	8	134.58

PASS ATTEMPTS

#	Player	G	Comp-att-int	Yds	TD	Avg/g
1	Edwards Jr., Billy - MD	8	214-313-6	2314	13	289.25
2	Moss, Miller - USC	8	203-312-6	2262	16	282.75
3	Gabriel, Dillon - Oregon	8	192-252-5	2371	18	296.38
4	Raiola, Dylan - Nebr	8	162-245-7	1744	9	218.00
5	Brosmer, Max - MINN	8	169-243-4	1776	12	222.00
6	Kaliakmanis, Athan - RU	8	131-242-5	1650	9	206.25
7	Rogers, Will - UW	8	172-238-4	2022	13	252.75
8	Altmyer, Luke - Illini	8	137-217-3	1667	15	208.38
9	Chiles, Aidan - MSU	8	125-205-9	1657	7	207.13
10	Garbers, Ethan - UCLA	6	124-191-9	1484	8	247.33

PASS YDS/COMP. (Minimum 15 Total Passes/Game, Games Played Pct. 75%)

#	Player	G	Comp-att-int	Yds	TD	Avg/c
1	Rourke, Kurtis - IND	7	135-181-3	1941	15	14.38
2	Allar, Drew - PSU	7	117-164-4	1640	12	14.02
3	Howard, Will - OSU	7	134-181-4	1795	17	13.40
4	Chiles, Aidan - MSU	8	125-205-9	1657	7	13.26
5	Kaliakmanis, Athan - RU	8	131-242-5	1650	9	12.60
6	Locke, Braedyn - Wisc	7	102-177-6	1281	7	12.56
7	Gabriel, Dillon - Oregon	8	192-252-5	2371	18	12.35
8	Altmyer, Luke - Illini	8	137-217-3	1667	15	12.17
9	Garbers, Ethan - UCLA	6	124-191-9	1484	8	11.97
10	Rogers, Will - UW	8	172-238-4	2022	13	11.76

PASS COMPLETIONS

#	Player	G	Comp-att-int	Yds	TD	Avg/g
1	Edwards Jr., Billy - MD	8	214-313-6	2314	13	289.25
2	Moss, Miller - USC	8	203-312-6	2262	16	282.75
3	Gabriel, Dillon - Oregon	8	192-252-5	2371	18	296.38
4	Rogers, Will - UW	8	172-238-4	2022	13	252.75
5	Brosmer, Max - MINN	8	169-243-4	1776	12	222.00
6	Raiola, Dylan - Nebr	8	162-245-7	1744	9	218.00
7	Altmyer, Luke - Illini	8	137-217-3	1667	15	208.38
8	Rourke, Kurtis - IND	7	135-181-3	1941	15	277.29
9	Howard, Will - OSU	7	134-181-4	1795	17	256.43
10	Kaliakmanis, Athan - RU	8	131-242-5	1650	9	206.25

PASS YDS/ATT (Minimum 15 Total Passes/Game, Games Played Pct. 75%)

#	Player	G	Comp-att-int	Yds	TD	Avg/a
1	Rourke, Kurtis - IND	7	135-181-3	1941	15	10.72
2	Allar, Drew - PSU	7	117-164-4	1640	12	10.00
3	Howard, Will - OSU	7	134-181-4	1795	17	9.92
4	Gabriel, Dillon - Oregon	8	192-252-5	2371	18	9.41
5	Rogers, Will - UW	8	172-238-4	2022	13	8.50
6	Chiles, Aidan - MSU	8	125-205-9	1657	7	8.08
7	Garbers, Ethan - UCLA	6	124-191-9	1484	8	7.77
8	Altmyer, Luke - Illini	8	137-217-3	1667	15	7.68
9	Edwards Jr., Billy - MD	8	214-313-6	2314	13	7.39
10	Brosmer, Max - MINN	8	169-243-4	1776	12	7.31

PASSING TDS

#	Player	G	Comp-att-int	Yds	TD	Avg/g
1	Gabriel, Dillon - Oregon	8	192-252-5	2371	18	296.38
2	Howard, Will - OSU	7	134-181-4	1795	17	256.43
3	Moss, Miller - USC	8	203-312-6	2262	16	282.75
4	Altmyer, Luke - Illini	8	137-217-3	1667	15	208.38
5	Rourke, Kurtis - IND	7	135-181-3	1941	15	277.29
6	Rogers, Will - UW	8	172-238-4	2022	13	252.75
7	Edwards Jr., Billy - MD	8	214-313-6	2314	13	289.25
8	Brosmer, Max - MINN	8	169-243-4	1776	12	222.00
9	Allar, Drew - PSU	7	117-164-4	1640	12	234.29
10	Kaliakmanis, Athan - RU	8	131-242-5	1650	9	206.25

PASS COMP. PCT (Minimum 15 Total Passes/Game, Games Played Pct. 75%)

#	Player	G	Comp-att-int	Yds	TD	Pct.
1	Gabriel, Dillon - Oregon	8	192-252-5	2371	18	76.19
2	Rourke, Kurtis - IND	7	135-181-3	1941	15	74.59
3	Howard, Will - OSU	7	134-181-4	1795	17	74.03
4	Rogers, Will - UW	8	172-238-4	2022	13	72.27
5	Allar, Drew - PSU	7	117-164-4	1640	12	71.34
6	Brosmer, Max - MINN	8	169-243-4	1776	12	69.55
7	Edwards Jr., Billy - MD	8	214-313-6	2314	13	68.37
8	Raiola, Dylan - Nebr	8	162-245-7	1744	9	66.12
9	Moss, Miller - USC	8	203-312-6	2262	16	65.06
10	Garbers, Ethan - UCLA	6	124-191-9	1484	8	64.92

PASS INTERCEPTIONS

#	Player	G	Comp-att-int	Yds	TD	Avg/g
1	Chiles, Aidan - MSU	8	125-205-9	1657	7	207.13
2	Garbers, Ethan - UCLA	6	124-191-9	1484	8	247.33
3	Raiola, Dylan - Nebr	8	162-245-7	1744	9	218.00
4	Edwards Jr., Billy - MD	8	214-313-6	2314	13	289.25
5	Warren, Davis - Mich	4	61-91-6	567	3	141.75
6	Moss, Miller - USC	8	203-312-6	2262	16	282.75
7	Locke, Braedyn - Wisc	7	102-177-6	1281	7	183.00
8	McNamara, Cade - Iowa	8	104-172-5	1017	6	127.13
9	Gabriel, Dillon - Oregon	8	192-252-5	2371	18	296.38
10	Kaliakmanis, Athan - RU	8	131-242-5	1650	9	206.25



**2024-25 Big Ten Football
Extended Individual Statistics
All games**

RECEPTIONS/GAME (Minimum Games Played Pct. 75%)

#	Player	G	No.	Yds	TD	Lg	Yds/g	Rec/g
1	Felton, Tai - MD	8	73	907	6	75	113.38	9.13
2	Johnson, Tez - Oregon	8	63	638	8	52	79.75	7.88
3	Warren, Tyler - PSU	7	47	559	4	34	79.86	6.71
4	Jackson, Daniel - MINN	8	51	568	3	39	71.00	6.38
5	Egbuka, Emeka - OSU	7	43	546	6	68	78.00	6.14
6	Jackson, Giles - UW	8	49	553	2	45	69.13	6.13
7	Loveland, Colston - Mich	7	42	411	4	29	58.71	6.00
8	Prather, Kaden - MD	8	45	487	3	33	60.88	5.63
9	Boston, Denzel - UW	8	44	583	9	51	72.88	5.50
10	Smith, Jeremiah - OSU	7	35	623	8	70	89.00	5.00

RECEPTION TDS

#	Player	G	No.	Yds	TD	Long	Avg/c	Yds/g
1	Boston, Denzel - UW	8	44	583	9	51	13.25	72.88
2	Johnson, Tez - Oregon	8	63	638	8	52	10.13	79.75
3	Smith, Jeremiah - OSU	7	35	623	8	70	17.80	89.00
4	Bryant, Pat - Illini	8	34	510	7	37	15.00	63.75
5	Felton, Tai - MD	8	73	907	6	75	12.42	113.38
6	Egbuka, Emeka - OSU	7	43	546	6	68	12.70	78.00
7	Lane, Ja'Kobi - USC	8	29	321	5	32	11.07	40.13
8	Neyor, Isaiah - Nebr	8	21	319	4	59	15.19	39.88
9	Spencer, Elijah - MINN	8	28	354	4	29	12.64	44.25
10	Williams, Ke'Shawn - IND	8	15	185	4	52	12.33	23.13

RECEIVE YDS/GAME (Minimum Games Played Pct. 75%)

#	Player	G	No.	Yds	TD	Long	Avg/c	Yds/g
1	Felton, Tai - MD	8	73	907	6	75	12.42	113.38
2	Smith, Jeremiah - OSU	7	35	623	8	70	17.80	89.00
3	Warren, Tyler - PSU	7	47	559	4	34	11.89	79.86
4	Johnson, Tez - Oregon	8	63	638	8	52	10.13	79.75
5	Egbuka, Emeka - OSU	7	43	546	6	68	12.70	78.00
6	Sarratt, Elijah - IND	8	33	590	3	71	17.88	73.75
7	Boston, Denzel - UW	8	44	583	9	51	13.25	72.88
8	Jackson, Daniel - MINN	8	51	568	3	39	11.14	71.00
9	Jackson, Giles - UW	8	49	553	2	45	11.29	69.13
10	Marsh, Nick - MSU	7	28	475	2	77	16.96	67.86

YARDS PER CATCH (Minimum 2 Receptions/Game, Games Played Pct. 75%)

#	Player	G	No.	Yds	TD	Long	Avg/c	Yds/g
1	Cooper Jr., Omar - IND	8	20	453	4	69	22.65	56.63
2	Anthony II, Vinny - Wisc	8	20	382	2	63	19.10	47.75
3	Sarratt, Elijah - IND	8	33	590	3	71	17.88	73.75
4	Smith, Jeremiah - OSU	7	35	623	8	70	17.80	89.00
5	Tate, Carnell - OSU	6	19	334	2	40	17.58	55.67
6	Clifford, Liam - PSU	7	14	246	1	57	17.57	35.14
7	Marsh, Nick - MSU	7	28	475	2	77	16.96	67.86
8	Strong, Ian - RU	7	16	267	1	63	16.69	38.14
9	Ferguson, Terrance - Oregon	6	20	321	0	62	16.05	53.50
10	Klare, Max - Purdue	7	24	384	2	62	16.00	54.86

RECEPTIONS

#	Player	G	No.	Yds	TD	Long	Avg/c	Yds/g
1	Felton, Tai - MD	8	73	907	6	75	12.42	113.38
2	Johnson, Tez - Oregon	8	63	638	8	52	10.13	79.75
3	Jackson, Daniel - MINN	8	51	568	3	39	11.14	71.00
4	Jackson, Giles - UW	8	49	553	2	45	11.29	69.13
5	Warren, Tyler - PSU	7	47	559	4	34	11.89	79.86
6	Prather, Kaden - MD	8	45	487	3	33	10.82	60.88
7	Boston, Denzel - UW	8	44	583	9	51	13.25	72.88
8	Egbuka, Emeka - OSU	7	43	546	6	68	12.70	78.00
9	Loveland, Colston - Mich	7	42	411	4	29	9.79	58.71
10	Pauling, Will - Wisc	8	38	381	2	28	10.03	47.63

RECEPTION YARDS

#	Player	G	No.	Yds	TD	Long	Avg/c	Yds/g
1	Felton, Tai - MD	8	73	907	6	75	12.42	113.38
2	Johnson, Tez - Oregon	8	63	638	8	52	10.13	79.75
3	Smith, Jeremiah - OSU	7	35	623	8	70	17.80	89.00
4	Sarratt, Elijah - IND	8	33	590	3	71	17.88	73.75
5	Boston, Denzel - UW	8	44	583	9	51	13.25	72.88
6	Jackson, Daniel - MINN	8	51	568	3	39	11.14	71.00
7	Warren, Tyler - PSU	7	47	559	4	34	11.89	79.86
8	Jackson, Giles - UW	8	49	553	2	45	11.29	69.13
9	Egbuka, Emeka - OSU	7	43	546	6	68	12.70	78.00
10	Bryant, Pat - Illini	8	34	510	7	37	15.00	63.75

PUNTING (Minimum 3.6 Punts/Game, Games Played Pct. 75%)

#	Player	G	No.	Yds	Lg	120	50+	TB	Avg.
1	McFerson, Bryce - MD	8	33	1546	64	16	14	2	46.85
2	Bertrams, Atticus - Wisc	8	33	1528	74	14	11	3	46.30
3	Dakin, Rhys - Iowa	8	42	1881	61	20	11	4	44.79
4	Crimmins, Keelan - Purdue	7	37	1650	64	8	6	2	44.59
5	Akers, Luke - NU	8	39	1679	58	15	6	1	43.05
6	Crawford, Mark - MINN	8	32	1374	58	11	4	0	42.94
7	Anderson, Jakob - RU	8	33	1406	61	11	5	4	42.61
8	Doman, Tommy - Mich	8	35	1437	58	11	7	2	41.06

PATS KICKS MADE

#	Player	G	Made	Att.	Pct.
1	Radicic, Nicolas - IND	8	51	51	100.00
2	Fielding, Jayden - OSU	7	36	36	100.00
3	Lantz, Michael - USC	8	32	32	100.00
4	Kesich, Dragan - MINN	8	28	28	100.00
5	Stevens, Drew - Iowa	8	26	26	100.00
6	Vakos, Nathaniel - Wisc	8	26	26	100.00
7	Sappington, Atticus - Oregon	8	26	28	92.86
8	Howes, Jack - MD	8	25	26	96.15
9	Olano, David - Illini	8	22	22	100.00
10	Patel, Jai - RU	8	22	23	95.65



**2024-25 Big Ten Football
Extended Individual Statistics
All games**

NUMBER OF PUNTS

#	Player	G	No.	Yds	Lg	I20	50+	TB	Avg.
1	Dakin, Rhys - Iowa	8	42	1881	61	20	11	4	44.79
2	Akers, Luke - NU	8	39	1679	58	15	6	1	43.05
3	Crimmins, Keelan - Purdue	7	37	1650	64	8	6	2	44.59
4	Doman, Tommy - Mich	8	35	1437	58	11	7	2	41.06
5	Anderson, Jakob - RU	8	33	1406	61	11	5	4	42.61
6	Bertrams, Atticus - Wisc	8	33	1528	74	14	11	3	46.30
7	McFerson, Bryce - MD	8	33	1546	64	16	14	2	46.85
8	Crawford, Mark - MINN	8	32	1374	58	11	4	0	42.94
9	Czaplicki, Eddie - USC	8	27	1332	62	13	15	0	49.33
10	Buschini, Brian - Nebr	8	27	1224	69	9	9	2	45.33

YARDS PUNTED

#	Player	G	No.	Yds	Lg	I20	50+	TB	Avg.
1	Dakin, Rhys - Iowa	8	42	1881	61	20	11	4	44.79
2	Akers, Luke - NU	8	39	1679	58	15	6	1	43.05
3	Crimmins, Keelan - Purdue	7	37	1650	64	8	6	2	44.59
4	McFerson, Bryce - MD	8	33	1546	64	16	14	2	46.85
5	Bertrams, Atticus - Wisc	8	33	1528	74	14	11	3	46.30
6	Doman, Tommy - Mich	8	35	1437	58	11	7	2	41.06
7	Anderson, Jakob - RU	8	33	1406	61	11	5	4	42.61
8	Crawford, Mark - MINN	8	32	1374	58	11	4	0	42.94
9	Czaplicki, Eddie - USC	8	27	1332	62	13	15	0	49.33
10	Eckley, Ryan - MSU	8	26	1258	61	3	14	2	48.38

PAT KICKING PCT (Minimum Games Played Pct. 75%)

#	Player	G	Made	Att.	Pct.
1	Vakos, Nathaniel - Wisc	8	26	26	100.00
2	Bhaghani, Mateen - UCLA	7	11	11	100.00
3	Akers, Luke - NU	8	6	6	100.00
4	Lantz, Michael - USC	8	32	32	100.00
5	Kesich, Dragan - MINN	8	28	28	100.00
6	Fielding, Jayden - OSU	7	36	36	100.00
7	Gross, Grady - UW	8	19	19	100.00
8	Stevens, Drew - Iowa	8	26	26	100.00
9	Radicic, Nicolas - IND	8	51	51	100.00
10	Olano, David - Illini	8	22	22	100.00

PAT KICKING ATTEMPTS

#	Player	G	Made	Att.	Pct.
1	Radicic, Nicolas - IND	8	51	51	100.00
2	Fielding, Jayden - OSU	7	36	36	100.00
3	Lantz, Michael - USC	8	32	32	100.00
4	Kesich, Dragan - MINN	8	28	28	100.00
5	Sappington, Atticus - Oregon	8	26	28	92.86
6	Stevens, Drew - Iowa	8	26	26	100.00
7	Vakos, Nathaniel - Wisc	8	26	26	100.00
8	Howes, Jack - MD	8	25	26	96.15
9	Patel, Jai - RU	8	22	23	95.65
10	Olano, David - Illini	8	22	22	100.00

PUNT RETURN AVG (Minimum Games Played Pct. 75%)

#	Player	G	No.	Yds	TD	Long	Avg/g
1	Kirtz, Bryce - NU	7	2	36	0	23	18.00
2	Felton, Tai - MD	8	1	17	0	17	17.00
3	Beatty, Hank - Illini	8	8	133	0	37	16.63

FIELD GOALS (Minimum Games Played Pct. 75%)

#	Player	G	Made	Att.	Long	Pct.	FG/G.
1	Kim, Jonathan - MSU	8	16	18	55	88.89	2.00
2	Olano, David - Illini	8	13	16	50	81.25	1.63
3	Bhaghani, Mateen - UCLA	7	10	12	54	83.33	1.43
4	Stevens, Drew - Iowa	8	11	13	51	84.62	1.38
5	Gross, Grady - UW	8	11	18	44	61.11	1.38
6	Lantz, Michael - USC	8	10	14	54	71.43	1.25
7	Howes, Jack - MD	8	9	13	46	69.23	1.13
8	Kesich, Dragan - MINN	8	9	15	53	60.00	1.13
9	Zvada, Dominic - Mich	8	9	10	55	90.00	1.13
10	Vakos, Nathaniel - Wisc	8	8	12	53	66.67	1.00

FIELD GOAL PCT (Minimum Games Played Pct. 75%)

#	Player	G	Made	Att.	Long	Pct.
1	Moczulski, Ethan - Illini	8	1	1	59	100.00
2	Radicic, Nicolas - IND	8	5	5	37	100.00
3	Zvada, Dominic - Mich	8	9	10	55	90.00
4	Kim, Jonathan - MSU	8	16	18	55	88.89
5	Stevens, Drew - Iowa	8	11	13	51	84.62
6	Bhaghani, Mateen - UCLA	7	10	12	54	83.33
7	Olano, David - Illini	8	13	16	50	81.25
8	Sappington, Atticus - Oregon	8	8	10	42	80.00
9	Fielding, Jayden - OSU	7	3	4	40	75.00
10	Lantz, Michael - USC	8	10	14	54	71.43

FIELD GOALS ATTEMPTED

#	Player	G	Made	Att.	Long	Pct.
1	Kim, Jonathan - MSU	8	16	18	55	88.89
2	Gross, Grady - UW	8	11	18	44	61.11
3	Olano, David - Illini	8	13	16	50	81.25
4	Kesich, Dragan - MINN	8	9	15	53	60.00
5	Lantz, Michael - USC	8	10	14	54	71.43
6	Stevens, Drew - Iowa	8	11	13	51	84.62
7	Howes, Jack - MD	8	9	13	46	69.23
8	Vakos, Nathaniel - Wisc	8	8	12	53	66.67
9	Bhaghani, Mateen - UCLA	7	10	12	54	83.33
10	Olsen, Jack - NU	5	7	10	46	70.00

FIELD GOALS MADE

#	Player	G	Made	Att.	Long	Pct.
1	Kim, Jonathan - MSU	8	16	18	55	88.89
2	Olano, David - Illini	8	13	16	50	81.25
3	Gross, Grady - UW	8	11	18	44	61.11
4	Stevens, Drew - Iowa	8	11	13	51	84.62
5	Lantz, Michael - USC	8	10	14	54	71.43
6	Bhaghani, Mateen - UCLA	7	10	12	54	83.33
7	Kesich, Dragan - MINN	8	9	15	53	60.00
8	Zvada, Dominic - Mich	8	9	10	55	90.00
9	Howes, Jack - MD	8	9	13	46	69.23
10	Vakos, Nathaniel - Wisc	8	8	12	53	66.67

KICK RETURN AVG (Minimum Games Played Pct. 75%)

#	Player	G	No.	Yds	TD	Long	Avg/g
1	Whittington, Noah - Oregon	8	4	162	0	100	40.50
2	Lemon, Makai - USC	7	4	130	0	80	32.50
3	Anthony II, Vinny - Wisc	8	7	207	0	74	29.57



**2024-25 Big Ten Football
Extended Individual Statistics
All games**

PUNT RETURNS (Minimum 1.2 Punt Returns/Game)

#	Player	G	No.	Yds	TD	Long	Avg/g
1	Wetjen, Kaden - Iowa	8	19	260	1	85	13.68
2	Price, Myles - IND	8	16	187	0	65	11.69
3	Inniss, Brandon - OSU	7	12	109	0	36	9.08
4	Perich, Koi - MINN	8	12	170	0	60	14.17
5	Garcia-Castaneda, Isaiah - Nebr	8	11	60	0	13	5.45
6	Johnson, Tez - Oregon	8	11	134	1	85	12.18
7	Boston, Denzel - UW	8	10	67	0	25	6.70

PUNT RETURN YARDS

#	Player	G	No.	Yds	TD	Long	Avg/g
1	Wetjen, Kaden - Iowa	8	19	260	1	85	13.68
2	Price, Myles - IND	8	16	187	0	65	11.69
3	Perich, Koi - MINN	8	12	170	0	60	14.17
4	Johnson, Tez - Oregon	8	11	134	1	85	12.18
5	Beatty, Hank - Illini	8	8	133	0	37	16.63
6	Inniss, Brandon - OSU	7	12	109	0	36	9.08
7	Morgan, Semaj - Mich	7	8	100	0	22	12.50
8	Henning, A.J. - NU	8	8	76	0	19	9.50
9	Wagner, Drew - NU	4	2	71	1	72	35.50
10	Wisloski, Braeden - MD	7	8	67	0	27	8.38

PUNT RETURN TDS

#	Player	G	No.	Yds	TD	Long	Avg/g
1	Wetjen, Kaden - Iowa	8	19	260	1	85	13.68
2	Wagner, Drew - NU	4	2	71	1	72	35.50
3	Johnson, Tez - Oregon	8	11	134	1	85	12.18

INTERCEPTIONS (Minimum Games Played Pct. 75%)

#	Player	G	No.	Yds	TD	Long	Avg/g
1	Perich, Koi - MINN	8	5	63	0	45	0.63
2	Hartzog Jr., Malcolm - Nebr	8	4	75	0	34	0.50
3	Miller, Glendon - MD	7	3	28	0	28	0.43
4	Breedlove, Kyndrich - Purdue	7	3	0	0	0	0.43
5	Higgins, Jay - Iowa	8	3	15	0	10	0.38
6	Huskey, Jalen - MD	8	3	37	0	37	0.38
7	Brantley, Charles - MSU	8	3	101	1	100	0.38
8	Harris, Jermari - Iowa	8	3	60	1	32	0.38
9	Scott, Xavier - Illini	8	3	50	1	30	0.38
10	Johnson, Will - Mich	6	2	128	2	86	0.33

INTERCEPTION RET YARDS

#	Player	G	No.	Yds	TD	Long	Yds/i
1	Johnson, Will - Mich	6	2	128	2	86	64.00
2	Addison, Bryan - UCLA	7	2	106	1	96	53.00
3	Walley, Justin - MINN	6	2	102	1	70	51.00
4	Brantley, Charles - MSU	8	3	101	1	100	33.67
5	Johnson, Theran - NU	8	2	85	1	85	42.50
6	Asbury II, Shawn - IND	8	1	78	0	78	78.00
7	Hartzog Jr., Malcolm - Nebr	8	4	75	0	34	18.75
8	Ponds, D'Angelo - IND	8	2	67	1	67	33.50
9	Perich, Koi - MINN	8	5	63	0	45	12.60
10	Martinez, Nikai - MSU	8	2	62	0	41	31.00

KICK RETURNS (Minimum 1.2 Total Kick Returns/Game)

#	Player	G	No.	Yds	TD	Long	Avg/g
1	Wetjen, Kaden - Iowa	8	17	432	0	39	25.41
2	Himon II, Joseph - NU	8	12	331	0	96	27.58
3	Reynolds, Keith - UW	8	12	256	0	29	21.33
4	Jones, Keegan - UCLA	7	9	170	0	24	18.89
5	Jackson, Elijah - Purdue	6	8	145	0	33	18.13
6	Marshall, Jordan - Mich	1	3	51	0	19	17.00

KICK RETURN YARDS

#	Player	G	No.	Yds	TD	Long	Avg/g
1	Wetjen, Kaden - Iowa	8	17	432	0	39	25.41
2	Himon II, Joseph - NU	8	12	331	0	96	27.58
3	Reynolds, Keith - UW	8	12	256	0	29	21.33
4	Anthony II, Vinny - Wisc	8	7	207	0	74	29.57
5	Jones, Keegan - UCLA	7	9	170	0	24	18.89
6	Barney Jr., Jacory - Nebr	8	9	164	0	35	18.22
7	Whittington, Noah - Oregon	8	4	162	0	100	40.50
8	Jackson, Elijah - Purdue	6	8	145	0	33	18.13
9	Perich, Koi - MINN	8	8	145	0	21	18.13
10	Kekahuna, Trech - Wisc	8	7	142	0	28	20.29

KICK RETURN TDS

#	Player	G	No.	Yds	TD	Long	Avg/g
1	Limar, Jayden - Oregon	8	1	26	1	26	26.00

INTERCEPTION RETURNS

#	Player	G	No.	Yds	TD	Long	Yds/i
1	Perich, Koi - MINN	8	5	63	0	45	12.60
2	Hartzog Jr., Malcolm - Nebr	8	4	75	0	34	18.75
3	Scott, Xavier - Illini	8	3	50	1	30	16.67
4	Huskey, Jalen - MD	8	3	37	0	37	12.33
5	Higgins, Jay - Iowa	8	3	15	0	10	5.00
6	Miller, Glendon - MD	7	3	28	0	28	9.33
7	Brantley, Charles - MSU	8	3	101	1	100	33.67
8	Harris, Jermari - Iowa	8	3	60	1	32	20.00
9	Breedlove, Kyndrich - Purdue	7	3	0	0	0	0.00
10	Scott, Miles - Illini	8	2	0	0	0	0.00

INTERCEPTION RETURN TDS

#	Player	G	No.	Yds	TD	Long	Yds/i
1	Johnson, Will - Mich	6	2	128	2	86	64.00
2	Cobb, Mason - USC	7	2	55	1	55	27.50
3	Bullock, John - Nebr	8	1	35	1	35	35.00
4	Henderson, Jack - MINN	8	1	25	1	25	25.00
5	Reed, Jaylen - PSU	7	2	41	1	22	20.50
6	Walley, Justin - MINN	6	2	102	1	70	51.00
7	Rogers, Eric - RU	8	1	52	1	52	52.00
8	Brantley, Charles - MSU	8	3	101	1	100	33.67
9	Addison, Bryan - UCLA	7	2	106	1	96	53.00
10	Johnson, Theran - NU	8	2	85	1	85	42.50



**2024-25 Big Ten Football
Extended Individual Statistics
All games**

TACKLES (All positions) (Minimum Games Played Pct. 75%)

#	Player	G	Pos	Solo	Ast	Total	Avg/g
1	Higgins, Jay - Iowa	8	LB	32	52	84	10.50
2	Schwesinger, Carson - UCLA	7	LB	45	27	72	10.29
3	Fisher, Aiden - IND	8	LB	29	46	75	9.38
4	Djabome, Dariel - RU	8	LB	27	42	69	8.63
5	Mascarenas-Arnold, Easton - USC	8	LB	38	29	67	8.38
6	Thieneman, Dillon - Purdue	7	DB	35	19	54	7.71
7	Jenkins, Kydran - Purdue	7	LB	32	20	52	7.43
8	Rosiek, Dylan - Illini	8	LB	25	34	59	7.38
9	Lindenberg, Cody - MINN	8	LB	28	30	58	7.25
10	Hausmann, Ernest - Mich	8	LB	37	19	56	7.00
11	Jackson, Nick - Iowa	8	LB	22	34	56	7.00
12	Uihlein, Mac - NU	8	LB	37	19	56	7.00
13	Bruener, Carson - UW	8	LB	30	25	55	6.88
14	Bailey, Matthew - Illini	8	DB	26	27	53	6.63
15	Thomas, Jaheim - Wisc	8	LB	24	28	52	6.50
16	Baranowski, Maverick - MINN	6	LB	11	28	39	6.50
17	Cobb, Mason - USC	7	LB	18	27	45	6.43
18	Reed, Jaylen - PSU	7	S	24	20	44	6.29
19	Styles, Sonny - OSU	7	LB	16	27	43	6.14
20	Mueller, Xander - NU	7	LB	23	20	43	6.14
21	Turner, Jordan - MSU	8	LB	26	22	48	6.00
22	Wohler, Hunter - Wisc	8	S	32	16	48	6.00
23	Walker, Jailin - IND	8	LB	23	25	48	6.00
24	Jacas, Gabe - Illini	8	LB	26	20	46	5.75
25	Boettcher, Bryce - Oregon	8	LB	24	22	46	5.75
26	Barham, Jaishawn - Mich	8	LB	26	20	46	5.75
27	Medrano, Kain - UCLA	7	LB	29	11	40	5.71
28	Smith, Jaylin - USC	6	CB	23	11	34	5.67
29	Igbinosun, Desmond - RU	8	DB	21	24	45	5.63
30	Tuputala, Alphonzo - UW	8	LB	27	18	45	5.63
31	Asbury II, Shawn - IND	8	DB	17	28	45	5.63
32	Simon, Cody - OSU	6	LB	16	17	33	5.50
33	Gifford, Isaac - Nebr	8	DB	18	26	44	5.50
34	Arnold, Akili - USC	7	S	22	15	37	5.29
35	Wheatley, Zakee - PSU	7	S	23	14	37	5.29
36	Ramsey, Kamari - USC	7	S	27	10	37	5.29
37	Singleton, DeShon - Nebr	8	DB	27	15	42	5.25
38	Brown, Kerry - MINN	7	DB	16	20	36	5.14
39	Turner, Devin - NU	7	DB	25	11	36	5.14
40	Dixon, Flip - RU	7	DB	19	17	36	5.14
41	Oladejo, Oluwafemi - UCLA	7	LB	14	22	36	5.14
42	Bullock, John - Nebr	8	LB	19	22	41	5.13
43	Scott, Miles - Illini	8	DB	25	16	41	5.13
44	Ponds, D'Angelo - IND	8	CB	27	13	40	5.00
45	Spencer, Malik - MSU	8	S	25	15	40	5.00
46	Loyal, Shaquan - RU	8	DB	24	16	40	5.00
47	Haladay, Cal - MSU	8	LB	25	15	40	5.00
48	Karlaftis, Yanni - Purdue	7	LB	22	13	35	5.00
49	Johnson, Tysheem - Oregon	8	DB	17	22	39	4.88
50	Coleman, Seth - Illini	8	LB	18	21	39	4.88

SACKS (Minimum Games Played Pct. 75%)

#	Player	G	Pos	Solo	Ast	Total	Avg/g
1	Stewart, Josaiah - Mich	7	DE	6	1	6.5	0.93
2	Kamara, Mikail - IND	8	DL	7	0	7	0.88
3	Jacas, Gabe - Illini	8	LB	6	1	6.5	0.81
4	Uiagalelei, Matayo - Oregon	8	DE	6	1	6.5	0.81
5	Heldt, Will - Purdue	7	DE	4	2	5	0.71
6	Jenkins, Kydran - Purdue	7	LB	4	2	5	0.71
7	Graves, Aaron - Iowa	8	DL	5	0	5	0.63
8	Tuimoloau, JT - OSU	7	DL	3	2	4	0.57
9	Carter, Abdul - PSU	7	LB	4	0	4	0.57
10	Williams, James - Nebr	8	DL	4	0	4	0.50

TACKLES FOR LOSS (Minimum 1.25 Total Tackles For Loss/Game, Games Played Pct. 75%)

#	Player	G	Pos	Solo	Ast	Total	Avg/g
1	Stewart, Josaiah - Mich	7	DE	9	4	11	1.57
2	Carter, Abdul - PSU	7	LB	7	5	9.5	1.36
3	Kamara, Mikail - IND	8	DL	9	2	10	1.25

FUMBLES FORCED (Minimum Games Played Pct. 75%)

#	Player	G	No.	Avg/g
1	Jacas, Gabe - Illini	8	3	0.38
2	Ransom, Lathan - OSU	6	2	0.33
3	McGahee IV, Willis - Nebr	7	2	0.29
4	Wyatt, Kellan - MD	7	2	0.29
5	Hancock, Jordan - OSU	7	2	0.29
6	Stewart, Josaiah - Mich	7	2	0.29
7	Ramsey, Kamari - USC	7	2	0.29
8	Hurkett, Ethan - Iowa	8	2	0.25
9	Rosiek, Dylan - Illini	8	2	0.25
10	Rogers, Eric - RU	8	2	0.25

FUMBLES RECOVERED (Minimum Games Played Pct. 75%)

#	Player	G	No.	Avg/g
1	Grant, Kenneth - Mich	8	2	0.25
2	Kamara, Mikail - IND	8	2	0.25
3	Simon, Cody - OSU	6	1	0.17
4	Walters, Damon - NU	6	1	0.17
5	Ransom, Lathan - OSU	6	1	0.17
6	Butler, Jimari - Nebr	7	1	0.14
7	Fuller, Quashon - MD	7	1	0.14
8	Mueller, Xander - NU	7	1	0.14
9	Miller, Glendon - MD	7	1	0.14
10	Vilbert, Smith - PSU	7	1	0.14

PASSES DEFENDED (Minimum Games Played Pct. 75%)

#	Player	G	Brup	Int.	Total	Avg/g
1	Walley, Justin - MINN	6	8	2	10	1.67
2	Johnson, Theran - NU	8	9	2	11	1.38
3	Harris, Jermari - Iowa	8	6	3	9	1.13
4	Breedlove, Kyndrich - Purdue	7	4	3	7	1.00
5	Hill, Jyaire - Mich	8	7	1	8	1.00
6	Brantley, Charles - MSU	8	5	3	8	1.00
7	Dixon, Thaddeus - UW	8	7	1	8	1.00
8	Muhammad, Jabbar - Oregon	8	7	0	7	0.88
9	Loyal, Shaquan - RU	8	5	2	7	0.88
10	Hartzog Jr., Malcolm - Nebr	8	3	4	7	0.88



**2024-25 Big Ten Football
Extended Team Leaders
All games**

SCORING OFFENSE

Team	G	TD	FG	XPT	2XP	DXP	Saf	Pts	Avg/G
Indiana	8	51	5	51	0	0	0	372	46.5
Ohio St.	7	39	3	39	0	0	0	282	40.29
Oregon	8	36	10	30	2	0	0	280	35
Penn St.	7	30	8	29	0	0	0	233	33.29
Southern California	8	32	10	32	0	0	0	254	31.75
Iowa	8	29	11	26	0	0	1	235	29.38
Maryland	8	29	9	26	1	0	0	229	28.63
Minnesota	8	28	9	28	0	0	0	223	27.88
Wisconsin	8	27	8	26	1	0	1	216	27
Illinois	8	25	14	22	1	0	0	216	27
Rutgers	8	27	6	22	1	0	1	206	25.75
Nebraska	8	24	7	23	1	0	1	192	24
Washington	8	22	11	19	1	0	0	186	23.25
Michigan	8	21	9	17	1	0	0	172	21.5
Michigan St.	8	17	16	16	0	0	1	168	21
Purdue	7	18	5	15	2	0	0	142	20.29
Northwestern	8	16	11	16	0	0	1	147	18.38
UCLA	7	13	10	12	1	0	0	122	17.43

TOTAL DEFENSE

Team	G	Rush	Pass	Plays	Yards	Avg/P	TD	Avg/G
Ohio St.	7	639	1142	411	1781	4.33	9	254.43
Penn St.	7	651	1222	418	1873	4.48	10	267.57
Indiana	8	689	1467	481	2156	4.48	14	269.5
Washington	8	1191	985	491	2176	4.43	15	272
Minnesota	8	963	1300	482	2263	4.7	15	282.88
Oregon	8	988	1390	481	2378	4.94	14	297.25
Nebraska	8	784	1631	484	2415	4.99	19	301.88
Wisconsin	8	1152	1337	477	2489	5.22	17	311.13
Michigan St.	8	1037	1490	483	2527	5.23	22	315.88
Iowa	8	833	1694	497	2527	5.08	15	315.88
Michigan	8	808	1828	524	2636	5.03	20	329.5
Northwestern	8	926	1880	537	2806	5.23	20	350.75
Illinois	8	1238	1690	509	2928	5.75	19	366
UCLA	7	690	1881	456	2571	5.64	25	367.29
Southern California	8	1088	1874	521	2962	5.69	20	370.25
Maryland	8	842	2206	528	3048	5.77	25	381
Rutgers	8	1327	1813	505	3140	6.22	27	392.5
Purdue	7	1504	1657	463	3161	6.83	33	451.57

SCORING DEFENSE

Team	G	TD	FG	XPT	2XP	DXP	Saf	Pts	Avg/G
Ohio St.	7	9	7	6	1	0	0	83	11.86
Indiana	8	14	5	14	0	0	0	113	14.13
Penn St.	7	10	10	8	1	0	0	100	14.29
Oregon	8	15	7	14	0	0	0	125	15.63
Minnesota	8	15	10	14	0	0	0	134	16.75
Nebraska	8	19	4	19	0	0	0	145	18.13
Washington	8	16	12	16	0	0	1	150	18.75
Wisconsin	8	19	6	19	0	0	0	151	18.88
Iowa	8	18	9	17	0	0	0	152	19
Illinois	8	20	8	17	2	0	0	165	20.63
Michigan St.	8	22	6	18	1	0	0	170	21.25
Michigan	8	20	10	18	2	0	0	172	21.5
Southern California	8	21	9	17	2	0	0	174	21.75
Northwestern	8	21	9	20	0	0	2	177	22.13
Rutgers	8	27	2	24	3	0	0	198	24.75
Maryland	8	27	11	27	0	0	0	222	27.75
UCLA	7	25	10	21	1	0	0	203	29
Purdue	7	36	6	35	0	0	0	269	38.43

TOTAL OFFENSE PLAYS

Team	G	Rush	Pass	Plays	Yards	Avg/P	TD	Avg/G
Maryland	8	952	2516	592	3468	5.86	29	433.5
Wisconsin	8	1439	1705	557	3144	5.64	27	393
Rutgers	8	1453	1650	555	3103	5.59	26	387.88
Oregon	8	1337	2400	544	3737	6.87	34	467.13
Southern California	8	1153	2328	542	3481	6.42	31	435.13
Indiana	8	1605	2296	540	3901	7.22	49	487.63
Nebraska	8	1011	1854	534	2865	5.37	22	358.13
Washington	8	1223	2264	531	3487	6.57	22	435.88
Illinois	8	1156	1696	508	2852	5.61	24	356.5
Michigan St.	8	1096	1823	498	2919	5.86	16	364.88
Minnesota	8	864	1811	492	2675	5.44	26	334.38
Iowa	8	1672	1111	482	2783	5.77	27	347.88
Michigan	8	1381	1044	481	2425	5.04	19	303.13
Northwestern	8	887	1282	472	2169	4.6	13	271.13
Penn St.	7	1380	1866	458	3246	7.09	29	463.71
Ohio St.	7	1316	1987	448	3303	7.37	37	471.86
UCLA	7	452	1663	404	2115	5.24	12	302.14
Purdue	7	1145	1196	383	2341	6.11	17	334.43



**2024-25 Big Ten Football
Extended Team Leaders
All games**

TOUCHDOWNS SCORED

Team	G	TD	FG	XPT	2XP	DXP	Saf	Pts	Avg/G
Indiana	8	51	5	51	0	0	0	372	46.5
Ohio St.	7	39	3	39	0	0	0	282	40.29
Oregon	8	36	10	30	2	0	0	280	35
Southern California	8	32	10	32	0	0	0	254	31.75
Penn St.	7	30	8	29	0	0	0	233	33.29
Maryland	8	29	9	26	1	0	0	229	28.63
Iowa	8	29	11	26	0	0	1	235	29.38
Minnesota	8	28	9	28	0	0	0	223	27.88
Wisconsin	8	27	8	26	1	0	1	216	27
Rutgers	8	27	6	22	1	0	1	206	25.75
Illinois	8	25	14	22	1	0	0	216	27
Nebraska	8	24	7	23	1	0	1	192	24
Washington	8	22	11	19	1	0	0	186	23.25
Michigan	8	21	9	17	1	0	0	172	21.5
Purdue	7	18	5	15	2	0	0	142	20.29
Michigan St.	8	17	16	16	0	0	1	168	21
Northwestern	8	16	11	16	0	0	1	147	18.38
UCLA	7	13	10	12	1	0	0	122	17.43

TOTAL OFFENSE YARDS

Team	G	Rush	Pass	Plays	Yards	Avg/P	TD	Avg/G
Indiana	8	1605	2296	540	3901	7.22	49	487.63
Oregon	8	1337	2400	544	3737	6.87	34	467.13
Washington	8	1223	2264	531	3487	6.57	22	435.88
Southern California	8	1153	2328	542	3481	6.42	31	435.13
Maryland	8	952	2516	592	3468	5.86	29	433.5
Ohio St.	7	1316	1987	448	3303	7.37	37	471.86
Penn St.	7	1380	1866	458	3246	7.09	29	463.71
Wisconsin	8	1439	1705	557	3144	5.64	27	393
Rutgers	8	1453	1650	555	3103	5.59	26	387.88
Michigan St.	8	1096	1823	498	2919	5.86	16	364.88
Nebraska	8	1011	1854	534	2865	5.37	22	358.13
Illinois	8	1156	1696	508	2852	5.61	24	356.5
Iowa	8	1672	1111	482	2783	5.77	27	347.88
Minnesota	8	864	1811	492	2675	5.44	26	334.38
Michigan	8	1381	1044	481	2425	5.04	19	303.13
Purdue	7	1145	1196	383	2341	6.11	17	334.43
Northwestern	8	887	1282	472	2169	4.6	13	271.13
UCLA	7	452	1663	404	2115	5.24	12	302.14

PTS SCORED KICKING

Team	G	TD	FG	XPT	2XP	DXP	Saf	Pts	Avg/G
Indiana	8	51	5	51	0	0	0	372	46.5
Ohio St.	7	39	3	39	0	0	0	282	40.29
Oregon	8	36	10	30	2	0	0	280	35
Southern California	8	32	10	32	0	0	0	254	31.75
Iowa	8	29	11	26	0	0	1	235	29.38
Penn St.	7	30	8	29	0	0	0	233	33.29
Maryland	8	29	9	26	1	0	0	229	28.63
Minnesota	8	28	9	28	0	0	0	223	27.88
Wisconsin	8	27	8	26	1	0	1	216	27
Illinois	8	25	14	22	1	0	0	216	27
Rutgers	8	27	6	22	1	0	1	206	25.75
Nebraska	8	24	7	23	1	0	1	192	24
Washington	8	22	11	19	1	0	0	186	23.25
Michigan	8	21	9	17	1	0	0	172	21.5
Michigan St.	8	17	16	16	0	0	1	168	21
Northwestern	8	16	11	16	0	0	1	147	18.38
Purdue	7	18	5	15	2	0	0	142	20.29
UCLA	7	13	10	12	1	0	0	122	17.43

TOTAL OFF. AVG/PLAY

Team	G	Rush	Pass	Plays	Yards	Avg/P	TD	Avg/G
Ohio St.	7	1316	1987	448	3303	7.37	37	471.86
Indiana	8	1605	2296	540	3901	7.22	49	487.63
Penn St.	7	1380	1866	458	3246	7.09	29	463.71
Oregon	8	1337	2400	544	3737	6.87	34	467.13
Washington	8	1223	2264	531	3487	6.57	22	435.88
Southern California	8	1153	2328	542	3481	6.42	31	435.13
Purdue	7	1145	1196	383	2341	6.11	17	334.43
Michigan St.	8	1096	1823	498	2919	5.86	16	364.88
Maryland	8	952	2516	592	3468	5.86	29	433.5
Iowa	8	1672	1111	482	2783	5.77	27	347.88
Wisconsin	8	1439	1705	557	3144	5.64	27	393
Illinois	8	1156	1696	508	2852	5.61	24	356.5
Rutgers	8	1453	1650	555	3103	5.59	26	387.88
Minnesota	8	864	1811	492	2675	5.44	26	334.38
Nebraska	8	1011	1854	534	2865	5.37	22	358.13
UCLA	7	452	1663	404	2115	5.24	12	302.14
Michigan	8	1381	1044	481	2425	5.04	19	303.13
Northwestern	8	887	1282	472	2169	4.6	13	271.13



**2024-25 Big Ten Football
Extended Team Leaders
All games**

TOTAL OFFENSE

Team	G	Rush	Pass	Plays	Yards	Avg/P	TD	Avg/G
Indiana	8	1605	2296	540	3901	7.22	49	487.63
Ohio St.	7	1316	1987	448	3303	7.37	37	471.86
Oregon	8	1337	2400	544	3737	6.87	34	467.13
Penn St.	7	1380	1866	458	3246	7.09	29	463.71
Washington	8	1223	2264	531	3487	6.57	22	435.88
Southern California	8	1153	2328	542	3481	6.42	31	435.13
Maryland	8	952	2516	592	3468	5.86	29	433.5
Wisconsin	8	1439	1705	557	3144	5.64	27	393
Rutgers	8	1453	1650	555	3103	5.59	26	387.88
Michigan St.	8	1096	1823	498	2919	5.86	16	364.88
Nebraska	8	1011	1854	534	2865	5.37	22	358.13
Illinois	8	1156	1696	508	2852	5.61	24	356.5
Iowa	8	1672	1111	482	2783	5.77	27	347.88
Purdue	7	1145	1196	383	2341	6.11	17	334.43
Minnesota	8	864	1811	492	2675	5.44	26	334.38
Michigan	8	1381	1044	481	2425	5.04	19	303.13
UCLA	7	452	1663	404	2115	5.24	12	302.14
Northwestern	8	887	1282	472	2169	4.6	13	271.13

TOTAL OFFENSE TDS

Team	G	Rush	Pass	Plays	Yards	Avg/P	TD	Avg/G
Indiana	8	1605	2296	540	3901	7.22	49	487.63
Ohio St.	7	1316	1987	448	3303	7.37	37	471.86
Oregon	8	1337	2400	544	3737	6.87	34	467.13
Southern California	8	1153	2328	542	3481	6.42	31	435.13
Penn St.	7	1380	1866	458	3246	7.09	29	463.71
Maryland	8	952	2516	592	3468	5.86	29	433.5
Wisconsin	8	1439	1705	557	3144	5.64	27	393
Iowa	8	1672	1111	482	2783	5.77	27	347.88
Rutgers	8	1453	1650	555	3103	5.59	26	387.88
Minnesota	8	864	1811	492	2675	5.44	26	334.38
Illinois	8	1156	1696	508	2852	5.61	24	356.5
Washington	8	1223	2264	531	3487	6.57	22	435.88
Nebraska	8	1011	1854	534	2865	5.37	22	358.13
Michigan	8	1381	1044	481	2425	5.04	19	303.13
Purdue	7	1145	1196	383	2341	6.11	17	334.43
Michigan St.	8	1096	1823	498	2919	5.86	16	364.88
Northwestern	8	887	1282	472	2169	4.6	13	271.13
UCLA	7	452	1663	404	2115	5.24	12	302.14

RUSHING OFFENSE

Team	G	Att	Yards	Avg/A	Long	TD	Avg/G
Iowa	8	294	1672	5.69	75	20	209
Indiana	8	319	1605	5.03	51	30	200.63
Penn St.	7	269	1380	5.13	41	13	197.14
Ohio St.	7	242	1316	5.44	86	18	188
Rutgers	8	313	1453	4.64	62	17	181.63
Wisconsin	8	311	1439	4.63	55	19	179.88
Michigan	8	296	1381	4.67	63	11	172.63
Oregon	8	283	1337	4.72	54	16	167.13
Purdue	7	215	1145	5.33	69	7	163.57
Washington	8	258	1223	4.74	64	7	152.88
Illinois	8	285	1156	4.06	37	9	144.5
Southern California	8	217	1153	5.31	75	15	144.13
Michigan St.	8	272	1096	4.03	63	9	137
Nebraska	8	273	1011	3.7	42	13	126.38
Maryland	8	257	952	3.7	75	13	119
Northwestern	8	241	887	3.68	44	9	110.88
Minnesota	8	242	864	3.57	80	13	108
UCLA	7	178	452	2.54	49	3	64.57

RUSHING TDS

Team	G	Att	Yards	Avg/A	Long	TD	Avg/G
Indiana	8	319	1605	5.03	51	30	200.63
Iowa	8	294	1672	5.69	75	20	209
Wisconsin	8	311	1439	4.63	55	19	179.88
Ohio St.	7	242	1316	5.44	86	18	188
Rutgers	8	313	1453	4.64	62	17	181.63
Oregon	8	283	1337	4.72	54	16	167.13
Southern California	8	217	1153	5.31	75	15	144.13
Penn St.	7	269	1380	5.13	41	13	197.14
Nebraska	8	273	1011	3.7	42	13	126.38
Minnesota	8	242	864	3.57	80	13	108
Maryland	8	257	952	3.7	75	13	119
Michigan	8	296	1381	4.67	63	11	172.63
Northwestern	8	241	887	3.68	44	9	110.88
Michigan St.	8	272	1096	4.03	63	9	137
Illinois	8	285	1156	4.06	37	9	144.5
Washington	8	258	1223	4.74	64	7	152.88
Purdue	7	215	1145	5.33	69	7	163.57
UCLA	7	178	452	2.54	49	3	64.57



**2024-25 Big Ten Football
Extended Team Leaders
All games**

RUSHING DEFENSE

Team	G	Att	Yards	Avg/A	Long	TD	Avg/G
Indiana	8	227	689	3.04	75	7	86.13
Ohio St.	7	225	639	2.84	38	5	91.29
Penn St.	7	205	651	3.18	75	4	93
Nebraska	8	251	784	3.12	43	5	98
UCLA	7	204	690	3.38	30	11	98.57
Michigan	8	240	808	3.37	65	6	101
Iowa	8	237	833	3.51	31	2	104.13
Maryland	8	252	842	3.34	51	10	105.25
Northwestern	8	263	926	3.52	41	10	115.75
Minnesota	8	253	963	3.81	40	10	120.38
Oregon	8	244	988	4.05	70	10	123.5
Michigan St.	8	274	1037	3.78	75	10	129.63
Southern California	8	257	1088	4.23	63	12	136
Wisconsin	8	259	1152	4.45	35	9	144
Washington	8	289	1191	4.12	53	9	148.88
Illinois	8	274	1238	4.52	35	8	154.75
Rutgers	8	260	1327	5.1	73	17	165.88
Purdue	7	291	1504	5.17	70	22	214.86

PASS EFFICIENCY

Team	G	Comp-Att-Int	Pct.	Yds	Avg/G	TD	Effic
Indiana	8	159 - 221 - 4	71.95	2296	287.00	19	183.97
Ohio St.	7	149 - 206 - 4	72.33	1987	283.86	19	179.91
Penn St.	7	137 - 189 - 5	72.49	1866	266.57	16	178.07
Oregon	8	198 - 261 - 5	75.86	2400	300.00	18	172.03
Washington	8	198 - 273 - 4	72.53	2264	283.00	15	157.39
Illinois	8	139 - 223 - 3	62.33	1696	212.00	15	145.72
Maryland	8	229 - 335 - 6	68.36	2516	314.50	16	143.63
Minnesota	8	172 - 250 - 4	68.80	1811	226.38	13	143.61
Southern California	8	211 - 325 - 6	64.92	2328	291.00	16	137.65
Purdue	7	105 - 168 - 5	62.50	1196	170.86	10	135.99
UCLA	7	148 - 226 - 9	65.49	1663	237.57	9	132.47
Michigan St.	8	141 - 226 - 9	62.39	1823	227.88	7	132.40
Nebraska	8	172 - 261 - 7	65.90	1854	231.75	9	131.58
Wisconsin	8	146 - 246 - 6	59.35	1705	213.13	8	123.42
Rutgers	8	131 - 242 - 5	54.13	1650	206.25	9	119.55
Iowa	8	115 - 188 - 5	61.17	1111	138.88	7	117.78
Michigan	8	115 - 185 - 9	62.16	1044	130.50	8	114.11
Northwestern	8	123 - 231 - 5	53.25	1282	160.25	4	101.25

YARDS PER RUSH

Team	G	Att	Yards	Avg/A	Long	TD	Avg/G
Iowa	8	294	1672	5.69	75	20	209
Ohio St.	7	242	1316	5.44	86	18	188
Purdue	7	215	1145	5.33	69	7	163.57
Southern California	8	217	1153	5.31	75	15	144.13
Penn St.	7	269	1380	5.13	41	13	197.14
Indiana	8	319	1605	5.03	51	30	200.63
Washington	8	258	1223	4.74	64	7	152.88
Oregon	8	283	1337	4.72	54	16	167.13
Michigan	8	296	1381	4.67	63	11	172.63
Rutgers	8	313	1453	4.64	62	17	181.63
Wisconsin	8	311	1439	4.63	55	19	179.88
Illinois	8	285	1156	4.06	37	9	144.5
Michigan St.	8	272	1096	4.03	63	9	137
Nebraska	8	273	1011	3.7	42	13	126.38
Maryland	8	257	952	3.7	75	13	119
Northwestern	8	241	887	3.68	44	9	110.88
Minnesota	8	242	864	3.57	80	13	108
UCLA	7	178	452	2.54	49	3	64.57

PASS DEFENSE EFFIC.

Team	G	Comp-Att-Int	Pct.	Yds	Avg/G	TD	Effic
Washington	8	98 - 202 - 5	48.51	985	123.13	6	94.33
Minnesota	8	137 - 229 - 15	59.83	1300	162.50	5	101.62
Oregon	8	133 - 237 - 7	56.12	1390	173.75	4	105.05
Penn St.	7	122 - 213 - 6	57.28	1222	174.57	6	109.13
Indiana	8	158 - 254 - 9	62.20	1467	183.38	7	112.73
Ohio St.	7	119 - 186 - 5	63.98	1142	163.14	4	117.27
Wisconsin	8	128 - 218 - 3	58.72	1337	167.13	8	119.59
Northwestern	8	169 - 274 - 7	61.68	1880	235.00	10	126.25
Iowa	8	167 - 260 - 10	64.23	1694	211.75	13	127.77
Michigan	8	176 - 284 - 6	61.97	1828	228.50	14	128.08
Illinois	8	146 - 235 - 9	62.13	1690	211.25	11	130.32
Southern California	8	179 - 264 - 7	67.80	1874	234.25	8	132.13
Michigan St.	8	129 - 209 - 8	61.72	1490	186.25	12	132.90
Nebraska	8	146 - 233 - 9	62.66	1631	203.88	14	133.56
Rutgers	8	157 - 245 - 5	64.08	1813	226.63	10	135.63
Maryland	8	167 - 276 - 9	60.51	2206	275.75	15	139.06
UCLA	7	174 - 252 - 4	69.05	1881	268.71	14	146.91
Purdue	7	112 - 172 - 3	65.12	1657	236.71	11	163.66



2024-25 Big Ten Football
Extended Team Leaders
All games

RUSH ATTEMPTS

Team	G	Att	Yards	Avg/A	Long	TD	Avg/G
Indiana	8	319	1605	5.03	51	30	200.63
Rutgers	8	313	1453	4.64	62	17	181.63
Wisconsin	8	311	1439	4.63	55	19	179.88
Michigan	8	296	1381	4.67	63	11	172.63
Iowa	8	294	1672	5.69	75	20	209
Illinois	8	285	1156	4.06	37	9	144.5
Oregon	8	283	1337	4.72	54	16	167.13
Nebraska	8	273	1011	3.7	42	13	126.38
Michigan St.	8	272	1096	4.03	63	9	137
Penn St.	7	269	1380	5.13	41	13	197.14
Washington	8	258	1223	4.74	64	7	152.88
Maryland	8	257	952	3.7	75	13	119
Ohio St.	7	242	1316	5.44	86	18	188
Minnesota	8	242	864	3.57	80	13	108
Northwestern	8	241	887	3.68	44	9	110.88
Southern California	8	217	1153	5.31	75	15	144.13
Purdue	7	215	1145	5.33	69	7	163.57
UCLA	7	178	452	2.54	49	3	64.57

RUSH YARDS

Team	G	Att	Yards	Avg/A	Long	TD	Avg/G
Iowa	8	294	1672	5.69	75	20	209
Indiana	8	319	1605	5.03	51	30	200.63
Rutgers	8	313	1453	4.64	62	17	181.63
Wisconsin	8	311	1439	4.63	55	19	179.88
Michigan	8	296	1381	4.67	63	11	172.63
Penn St.	7	269	1380	5.13	41	13	197.14
Oregon	8	283	1337	4.72	54	16	167.13
Ohio St.	7	242	1316	5.44	86	18	188
Washington	8	258	1223	4.74	64	7	152.88
Illinois	8	285	1156	4.06	37	9	144.5
Southern California	8	217	1153	5.31	75	15	144.13
Purdue	7	215	1145	5.33	69	7	163.57
Michigan St.	8	272	1096	4.03	63	9	137
Nebraska	8	273	1011	3.7	42	13	126.38
Maryland	8	257	952	3.7	75	13	119
Northwestern	8	241	887	3.68	44	9	110.88
Minnesota	8	242	864	3.57	80	13	108
UCLA	7	178	452	2.54	49	3	64.57



**2024-25 Big Ten Football
Extended Team Leaders
All games**

PASS OFFENSE

Team	G	Comp-Att-Int	Pct.	Yds	Avg/A	TD	Avg/G
Maryland	8	229 - 335 - 6	68.36	2516	7.51	16	314.50
Oregon	8	198 - 261 - 5	75.86	2400	9.20	18	300.00
Southern California	8	211 - 325 - 6	64.92	2328	7.16	16	291.00
Indiana	8	159 - 221 - 4	71.95	2296	10.39	19	287.00
Ohio St.	7	149 - 206 - 4	72.33	1987	9.65	19	283.86
Washington	8	198 - 273 - 4	72.53	2264	8.29	15	283.00
Penn St.	7	137 - 189 - 5	72.49	1866	9.87	16	266.57
UCLA	7	148 - 226 - 9	65.49	1663	7.36	9	237.57
Nebraska	8	172 - 261 - 7	65.90	1854	7.10	9	231.75
Michigan St.	8	141 - 226 - 9	62.39	1823	8.07	7	227.88
Minnesota	8	172 - 250 - 4	68.80	1811	7.24	13	226.38
Wisconsin	8	146 - 246 - 6	59.35	1705	6.93	8	213.13
Illinois	8	139 - 223 - 3	62.33	1696	7.61	15	212.00
Rutgers	8	131 - 242 - 5	54.13	1650	6.82	9	206.25
Purdue	7	105 - 168 - 5	62.50	1196	7.12	10	170.86
Northwestern	8	123 - 231 - 5	53.25	1282	5.55	4	160.25
Iowa	8	115 - 188 - 5	61.17	1111	5.91	7	138.88
Michigan	8	115 - 185 - 9	62.16	1044	5.64	8	130.50

PASS COMP. PCT

Team	G	Comp-Att-Int	Pct.	Yds	Avg/A	TD	Avg/G
Oregon	8	198 - 261 - 5	75.86	2400	9.20	18	300.00
Washington	8	198 - 273 - 4	72.53	2264	8.29	15	283.00
Penn St.	7	137 - 189 - 5	72.49	1866	9.87	16	266.57
Ohio St.	7	149 - 206 - 4	72.33	1987	9.65	19	283.86
Indiana	8	159 - 221 - 4	71.95	2296	10.39	19	287.00
Minnesota	8	172 - 250 - 4	68.80	1811	7.24	13	226.38
Maryland	8	229 - 335 - 6	68.36	2516	7.51	16	314.50
Nebraska	8	172 - 261 - 7	65.90	1854	7.10	9	231.75
UCLA	7	148 - 226 - 9	65.49	1663	7.36	9	237.57
Southern California	8	211 - 325 - 6	64.92	2328	7.16	16	291.00
Purdue	7	105 - 168 - 5	62.50	1196	7.12	10	170.86
Michigan St.	8	141 - 226 - 9	62.39	1823	8.07	7	227.88
Illinois	8	139 - 223 - 3	62.33	1696	7.61	15	212.00
Michigan	8	115 - 185 - 9	62.16	1044	5.64	8	130.50
Iowa	8	115 - 188 - 5	61.17	1111	5.91	7	138.88
Wisconsin	8	146 - 246 - 6	59.35	1705	6.93	8	213.13
Rutgers	8	131 - 242 - 5	54.13	1650	6.82	9	206.25
Northwestern	8	123 - 231 - 5	53.25	1282	5.55	4	160.25

PASS DEFENSE

Team	G	Comp-Att-Int	Pct.	Yds	Avg/A	TD	Avg/G
Washington	8	98 - 202 - 5	48.51	985	4.88	6	123.13
Minnesota	8	137 - 229 - 15	59.83	1300	5.68	5	162.50
Ohio St.	7	119 - 186 - 5	63.98	1142	6.14	4	163.14
Wisconsin	8	128 - 218 - 3	58.72	1337	6.13	8	167.13
Oregon	8	133 - 237 - 7	56.12	1390	5.86	4	173.75
Penn St.	7	122 - 213 - 6	57.28	1222	5.74	6	174.57
Indiana	8	158 - 254 - 9	62.20	1467	5.78	7	183.38
Michigan St.	8	129 - 209 - 8	61.72	1490	7.13	12	186.25
Nebraska	8	146 - 233 - 9	62.66	1631	7.00	14	203.88
Illinois	8	146 - 235 - 9	62.13	1690	7.19	11	211.25
Iowa	8	167 - 260 - 10	64.23	1694	6.52	13	211.75
Rutgers	8	157 - 245 - 5	64.08	1813	7.40	10	226.63
Michigan	8	176 - 284 - 6	61.97	1828	6.44	14	228.50
Southern California	8	179 - 264 - 7	67.80	1874	7.10	8	234.25
Northwestern	8	169 - 274 - 7	61.68	1880	6.86	10	235.00
Purdue	7	112 - 172 - 3	65.12	1657	9.63	11	236.71
UCLA	7	174 - 252 - 4	69.05	1881	7.46	14	268.71
Maryland	8	167 - 276 - 9	60.51	2206	7.99	15	275.75

PASS YDS/COMP.

Team	G	Comp-Att-Int	Pct.	Yds	Avg/A	TD	Avg/G
Indiana	8	159 - 221 - 4	71.95	2296	10.39	19	287.00
Ohio St.	7	149 - 206 - 4	72.33	1987	9.65	19	283.86
Penn St.	7	137 - 189 - 5	72.49	1866	9.87	16	266.57
Oregon	8	198 - 261 - 5	75.86	2400	9.20	18	300.00
Washington	8	198 - 273 - 4	72.53	2264	8.29	15	283.00
Illinois	8	139 - 223 - 3	62.33	1696	7.61	15	212.00
Maryland	8	229 - 335 - 6	68.36	2516	7.51	16	314.50
Minnesota	8	172 - 250 - 4	68.80	1811	7.24	13	226.38
Southern California	8	211 - 325 - 6	64.92	2328	7.16	16	291.00
Purdue	7	105 - 168 - 5	62.50	1196	7.12	10	170.86
UCLA	7	148 - 226 - 9	65.49	1663	7.36	9	237.57
Michigan St.	8	141 - 226 - 9	62.39	1823	8.07	7	227.88
Nebraska	8	172 - 261 - 7	65.90	1854	7.10	9	231.75
Wisconsin	8	146 - 246 - 6	59.35	1705	6.93	8	213.13
Rutgers	8	131 - 242 - 5	54.13	1650	6.82	9	206.25
Iowa	8	115 - 188 - 5	61.17	1111	5.91	7	138.88
Michigan	8	115 - 185 - 9	62.16	1044	5.64	8	130.50
Northwestern	8	123 - 231 - 5	53.25	1282	5.55	4	160.25



**2024-25 Big Ten Football
Extended Team Leaders
All games**

PASS ATTEMPTS

Team	G	Comp-Att-Int	Pct.	Yds	Avg/A	TD	Avg/G
Maryland	8	229 - 335 - 6	68.36	2516	7.51	16	314.50
Southern California	8	211 - 325 - 6	64.92	2328	7.16	16	291.00
Washington	8	198 - 273 - 4	72.53	2264	8.29	15	283.00
Oregon	8	198 - 261 - 5	75.86	2400	9.20	18	300.00
Nebraska	8	172 - 261 - 7	65.90	1854	7.10	9	231.75
Minnesota	8	172 - 250 - 4	68.80	1811	7.24	13	226.38
Wisconsin	8	146 - 246 - 6	59.35	1705	6.93	8	213.13
Rutgers	8	131 - 242 - 5	54.13	1650	6.82	9	206.25
Northwestern	8	123 - 231 - 5	53.25	1282	5.55	4	160.25
UCLA	7	148 - 226 - 9	65.49	1663	7.36	9	237.57
Michigan St.	8	141 - 226 - 9	62.39	1823	8.07	7	227.88
Illinois	8	139 - 223 - 3	62.33	1696	7.61	15	212.00
Indiana	8	159 - 221 - 4	71.95	2296	10.39	19	287.00
Ohio St.	7	149 - 206 - 4	72.33	1987	9.65	19	283.86
Penn St.	7	137 - 189 - 5	72.49	1866	9.87	16	266.57
Iowa	8	115 - 188 - 5	61.17	1111	5.91	7	138.88
Michigan	8	115 - 185 - 9	62.16	1044	5.64	8	130.50
Purdue	7	105 - 168 - 5	62.50	1196	7.12	10	170.86

PASS YDS/ATT.

Team	G	Comp-Att-Int	Pct.	Yds	Avg/A	TD	Avg/G
Indiana	8	159 - 221 - 4	71.95	2296	10.39	19	287.00
Oregon	8	198 - 261 - 5	75.86	2400	9.20	18	300.00
Ohio St.	7	149 - 206 - 4	72.33	1987	9.65	19	283.86
Penn St.	7	137 - 189 - 5	72.49	1866	9.87	16	266.57
Washington	8	198 - 273 - 4	72.53	2264	8.29	15	283.00
Michigan St.	8	141 - 226 - 9	62.39	1823	8.07	7	227.88
Maryland	8	229 - 335 - 6	68.36	2516	7.51	16	314.50
Illinois	8	139 - 223 - 3	62.33	1696	7.61	15	212.00
Minnesota	8	172 - 250 - 4	68.80	1811	7.24	13	226.38
Southern California	8	211 - 325 - 6	64.92	2328	7.16	16	291.00
Nebraska	8	172 - 261 - 7	65.90	1854	7.10	9	231.75
Wisconsin	8	146 - 246 - 6	59.35	1705	6.93	8	213.13
Rutgers	8	131 - 242 - 5	54.13	1650	6.82	9	206.25
UCLA	7	148 - 226 - 9	65.49	1663	7.36	9	237.57
Iowa	8	115 - 188 - 5	61.17	1111	5.91	7	138.88
Purdue	7	105 - 168 - 5	62.50	1196	7.12	10	170.86
Northwestern	8	123 - 231 - 5	53.25	1282	5.55	4	160.25
Michigan	8	115 - 185 - 9	62.16	1044	5.64	8	130.50

PASS COMPLETIONS

Team	G	Comp-Att-Int	Pct.	Yds	Avg/A	TD	Avg/G
Maryland	8	229 - 335 - 6	68.36	2516	7.51	16	314.50
Southern California	8	211 - 325 - 6	64.92	2328	7.16	16	291.00
Washington	8	198 - 273 - 4	72.53	2264	8.29	15	283.00
Oregon	8	198 - 261 - 5	75.86	2400	9.20	18	300.00
Nebraska	8	172 - 261 - 7	65.90	1854	7.10	9	231.75
Minnesota	8	172 - 250 - 4	68.80	1811	7.24	13	226.38
Indiana	8	159 - 221 - 4	71.95	2296	10.39	19	287.00
Ohio St.	7	149 - 206 - 4	72.33	1987	9.65	19	283.86
UCLA	7	148 - 226 - 9	65.49	1663	7.36	9	237.57
Wisconsin	8	146 - 246 - 6	59.35	1705	6.93	8	213.13
Michigan St.	8	141 - 226 - 9	62.39	1823	8.07	7	227.88
Illinois	8	139 - 223 - 3	62.33	1696	7.61	15	212.00
Penn St.	7	137 - 189 - 5	72.49	1866	9.87	16	266.57
Rutgers	8	131 - 242 - 5	54.13	1650	6.82	9	206.25
Northwestern	8	123 - 231 - 5	53.25	1282	5.55	4	160.25
Michigan	8	115 - 185 - 9	62.16	1044	5.64	8	130.50
Iowa	8	115 - 188 - 5	61.17	1111	5.91	7	138.88
Purdue	7	105 - 168 - 5	62.50	1196	7.12	10	170.86

PASS INTERCEPTIONS

Team	G	Comp-Att-Int	Pct.	Yds	Avg/A	TD	Avg/G
Illinois	8	139 - 223 - 3	62.33	1696	7.61	15	212.00
Washington	8	198 - 273 - 4	72.53	2264	8.29	15	283.00
Ohio St.	7	149 - 206 - 4	72.33	1987	9.65	19	283.86
Minnesota	8	172 - 250 - 4	68.80	1811	7.24	13	226.38
Indiana	8	159 - 221 - 4	71.95	2296	10.39	19	287.00
Rutgers	8	131 - 242 - 5	54.13	1650	6.82	9	206.25
Purdue	7	105 - 168 - 5	62.50	1196	7.12	10	170.86
Penn St.	7	137 - 189 - 5	72.49	1866	9.87	16	266.57
Oregon	8	198 - 261 - 5	75.86	2400	9.20	18	300.00
Northwestern	8	123 - 231 - 5	53.25	1282	5.55	4	160.25
Iowa	8	115 - 188 - 5	61.17	1111	5.91	7	138.88
Wisconsin	8	146 - 246 - 6	59.35	1705	6.93	8	213.13
Southern California	8	211 - 325 - 6	64.92	2328	7.16	16	291.00
Maryland	8	229 - 335 - 6	68.36	2516	7.51	16	314.50
Nebraska	8	172 - 261 - 7	65.90	1854	7.10	9	231.75
UCLA	7	148 - 226 - 9	65.49	1663	7.36	9	237.57
Michigan St.	8	141 - 226 - 9	62.39	1823	8.07	7	227.88
Michigan	8	115 - 185 - 9	62.16	1044	5.64	8	130.50



**2024-25 Big Ten Football
Extended Team Leaders
All games**

PASS YARDS

Team	G	Comp-Att-Int	Pct.	Yds	Avg/A	TD	Avg/G
Maryland	8	229 - 335 - 6	68.36	2516	7.51	16	314.50
Oregon	8	198 - 261 - 5	75.86	2400	9.20	18	300.00
Southern California	8	211 - 325 - 6	64.92	2328	7.16	16	291.00
Indiana	8	159 - 221 - 4	71.95	2296	10.39	19	287.00
Washington	8	198 - 273 - 4	72.53	2264	8.29	15	283.00
Ohio St.	7	149 - 206 - 4	72.33	1987	9.65	19	283.86
Penn St.	7	137 - 189 - 5	72.49	1866	9.87	16	266.57
Nebraska	8	172 - 261 - 7	65.90	1854	7.10	9	231.75
Michigan St.	8	141 - 226 - 9	62.39	1823	8.07	7	227.88
Minnesota	8	172 - 250 - 4	68.80	1811	7.24	13	226.38
Wisconsin	8	146 - 246 - 6	59.35	1705	6.93	8	213.13
Illinois	8	139 - 223 - 3	62.33	1696	7.61	15	212.00
UCLA	7	148 - 226 - 9	65.49	1663	7.36	9	237.57
Rutgers	8	131 - 242 - 5	54.13	1650	6.82	9	206.25
Northwestern	8	123 - 231 - 5	53.25	1282	5.55	4	160.25
Purdue	7	105 - 168 - 5	62.50	1196	7.12	10	170.86
Iowa	8	115 - 188 - 5	61.17	1111	5.91	7	138.88
Michigan	8	115 - 185 - 9	62.16	1044	5.64	8	130.50

PASSING TDS

Team	G	Comp-Att-Int	Pct.	Yds	Avg/A	TD	Avg/G
Ohio St.	7	149 - 206 - 4	72.33	1987	9.65	19	283.86
Indiana	8	159 - 221 - 4	71.95	2296	10.39	19	287.00
Oregon	8	198 - 261 - 5	75.86	2400	9.20	18	300.00
Southern California	8	211 - 325 - 6	64.92	2328	7.16	16	291.00
Penn St.	7	137 - 189 - 5	72.49	1866	9.87	16	266.57
Maryland	8	229 - 335 - 6	68.36	2516	7.51	16	314.50
Washington	8	198 - 273 - 4	72.53	2264	8.29	15	283.00
Illinois	8	139 - 223 - 3	62.33	1696	7.61	15	212.00
Minnesota	8	172 - 250 - 4	68.80	1811	7.24	13	226.38
Purdue	7	105 - 168 - 5	62.50	1196	7.12	10	170.86
UCLA	7	148 - 226 - 9	65.49	1663	7.36	9	237.57
Rutgers	8	131 - 242 - 5	54.13	1650	6.82	9	206.25
Nebraska	8	172 - 261 - 7	65.90	1854	7.10	9	231.75
Wisconsin	8	146 - 246 - 6	59.35	1705	6.93	8	213.13
Michigan	8	115 - 185 - 9	62.16	1044	5.64	8	130.50
Michigan St.	8	141 - 226 - 9	62.39	1823	8.07	7	227.88
Iowa	8	115 - 188 - 5	61.17	1111	5.91	7	138.88
Northwestern	8	123 - 231 - 5	53.25	1282	5.55	4	160.25

FIELD GOALS

Team	G	Made	Att	Pct
Indiana	8	5	5	100
Michigan	8	9	10	90
Michigan St.	8	16	18	88.89
Iowa	8	11	13	84.62
Illinois	8	14	17	82.35
UCLA	7	10	13	76.92
Oregon	8	10	13	76.92
Ohio St.	7	3	4	75
Penn St.	7	8	11	72.73
Southern California	8	10	14	71.43
Purdue	7	5	7	71.43
Maryland	8	9	13	69.23
Wisconsin	8	8	12	66.67
Northwestern	8	11	17	64.71
Washington	8	11	18	61.11
Rutgers	8	6	10	60
Minnesota	8	9	15	60
Nebraska	8	7	12	58.33

PATS KICKS MADE

Team	G	Made	Att	Pct
Indiana	8	51	51	100
Ohio St.	7	39	39	100
Southern California	8	32	32	100
Oregon	8	30	32	93.75
Penn St.	7	29	29	100
Minnesota	8	28	28	100
Wisconsin	8	26	26	100
Maryland	8	26	27	96.3
Iowa	8	26	26	100
Nebraska	8	23	23	100
Rutgers	8	22	23	95.65
Illinois	8	22	22	100
Washington	8	19	20	95
Michigan	8	17	18	94.44
Northwestern	8	16	16	100
Michigan St.	8	16	17	94.12
Purdue	7	15	15	100
UCLA	7	12	12	100



**2024-25 Big Ten Football
Extended Team Leaders
All games**

FIELD GOALS ATTEMPTED

Team	G	Made	Att	Pct
Washington	8	11	18	61.11
Michigan St.	8	16	18	88.89
Northwestern	8	11	17	64.71
Illinois	8	14	17	82.35
Minnesota	8	9	15	60
Southern California	8	10	14	71.43
UCLA	7	10	13	76.92
Oregon	8	10	13	76.92
Maryland	8	9	13	69.23
Iowa	8	11	13	84.62
Wisconsin	8	8	12	66.67
Nebraska	8	7	12	58.33
Penn St.	7	8	11	72.73
Rutgers	8	6	10	60
Michigan	8	9	10	90
Purdue	7	5	7	71.43
Indiana	8	5	5	100
Ohio St.	7	3	4	75

NET YARDS PER PUNT

Team	G	No.	Yards	Avg/P	Ret.	Avg/R	TB	Net/P
Southern California	8	28	1371	48.96	79	7.90	0	46.14
Michigan St.	8	26	1258	48.38	68	7.56	2	44.23
Indiana	8	15	654	43.60	11	3.67	0	42.87
Wisconsin	8	33	1528	46.30	65	5.91	3	42.52
Oregon	8	21	962	45.81	43	14.33	2	41.86
Maryland	8	34	1546	45.47	83	8.30	2	41.85
UCLA	7	26	1127	43.35	48	4.80	0	41.50
Purdue	7	37	1650	44.59	80	6.67	2	41.35
Penn St.	7	21	898	42.76	26	8.67	1	40.57
Ohio St.	7	23	961	41.78	10	3.33	1	40.48
Illinois	8	25	1065	42.60	39	7.80	2	39.44
Iowa	8	42	1881	44.79	152	21.71	4	39.26
Rutgers	8	33	1406	42.61	35	11.67	4	39.12
Minnesota	8	33	1374	41.64	92	10.22	0	38.85
Northwestern	8	44	1884	42.82	207	11.50	2	37.20
Michigan	8	35	1437	41.06	104	17.33	2	36.94
Washington	8	24	1055	43.96	212	16.31	1	34.29
Nebraska	8	32	1304	40.75	158	11.29	3	33.94

FIELD GOALS MADE

Team	G	Made	Att	Pct
Michigan St.	8	16	18	88.89
Illinois	8	14	17	82.35
Washington	8	11	18	61.11
Northwestern	8	11	17	64.71
Iowa	8	11	13	84.62
UCLA	7	10	13	76.92
Southern California	8	10	14	71.43
Oregon	8	10	13	76.92
Minnesota	8	9	15	60
Michigan	8	9	10	90
Maryland	8	9	13	69.23
Wisconsin	8	8	12	66.67
Penn St.	7	8	11	72.73
Nebraska	8	7	12	58.33
Rutgers	8	6	10	60
Purdue	7	5	7	71.43
Indiana	8	5	5	100
Ohio St.	7	3	4	75

AVG YARDS PER PUNT

Team	G	No.	Yards	Avg/P	Ret.	Avg/R	TB	Net/P
Northwestern	8	44	1884	42.82	207	11.50	2	37.20
Iowa	8	42	1881	44.79	152	21.71	4	39.26
Purdue	7	37	1650	44.59	80	6.67	2	41.35
Michigan	8	35	1437	41.06	104	17.33	2	36.94
Maryland	8	34	1546	45.47	83	8.30	2	41.85
Wisconsin	8	33	1528	46.30	65	5.91	3	42.52
Rutgers	8	33	1406	42.61	35	11.67	4	39.12
Minnesota	8	33	1374	41.64	92	10.22	0	38.85
Nebraska	8	32	1304	40.75	158	11.29	3	33.94
Southern California	8	28	1371	48.96	79	7.90	0	46.14
UCLA	7	26	1127	43.35	48	4.80	0	41.50
Michigan St.	8	26	1258	48.38	68	7.56	2	44.23
Illinois	8	25	1065	42.60	39	7.80	2	39.44
Washington	8	24	1055	43.96	212	16.31	1	34.29
Ohio St.	7	23	961	41.78	10	3.33	1	40.48
Penn St.	7	21	898	42.76	26	8.67	1	40.57
Oregon	8	21	962	45.81	43	14.33	2	41.86
Indiana	8	15	654	43.60	11	3.67	0	42.87



**2024-25 Big Ten Football
Extended Team Leaders
All games**

PAT KICKING

Team	G	Made	Att	Pct
Wisconsin	8	26	26	100
UCLA	7	12	12	100
Southern California	8	32	32	100
Purdue	7	15	15	100
Penn St.	7	29	29	100
Ohio St.	7	39	39	100
Northwestern	8	16	16	100
Nebraska	8	23	23	100
Minnesota	8	28	28	100
Iowa	8	26	26	100
Indiana	8	51	51	100
Illinois	8	22	22	100
Maryland	8	26	27	96.3
Rutgers	8	22	23	95.65
Washington	8	19	20	95
Michigan	8	17	18	94.44
Michigan St.	8	16	17	94.12
Oregon	8	30	32	93.75

NUMBER OF PUNTS

Team	G	No.	Yards	Avg/P	Ret.	Avg/R	TB	Net/P
Northwestern	8	44	1884	42.82	207	11.50	2	37.20
Iowa	8	42	1881	44.79	152	21.71	4	39.26
Purdue	7	37	1650	44.59	80	6.67	2	41.35
Michigan	8	35	1437	41.06	104	17.33	2	36.94
Maryland	8	34	1546	45.47	83	8.30	2	41.85
Wisconsin	8	33	1528	46.30	65	5.91	3	42.52
Rutgers	8	33	1406	42.61	35	11.67	4	39.12
Minnesota	8	33	1374	41.64	92	10.22	0	38.85
Nebraska	8	32	1304	40.75	158	11.29	3	33.94
Southern California	8	28	1371	48.96	79	7.90	0	46.14
UCLA	7	26	1127	43.35	48	4.80	0	41.50
Michigan St.	8	26	1258	48.38	68	7.56	2	44.23
Illinois	8	25	1065	42.60	39	7.80	2	39.44
Washington	8	24	1055	43.96	212	16.31	1	34.29
Ohio St.	7	23	961	41.78	10	3.33	1	40.48
Penn St.	7	21	898	42.76	26	8.67	1	40.57
Oregon	8	21	962	45.81	43	14.33	2	41.86
Indiana	8	15	654	43.60	11	3.67	0	42.87

PAT KICK ATTEMPTS

Team	G	Made	Att	Pct
Indiana	8	51	51	100
Ohio St.	7	39	39	100
Southern California	8	32	32	100
Oregon	8	30	32	93.75
Penn St.	7	29	29	100
Minnesota	8	28	28	100
Maryland	8	26	27	96.3
Wisconsin	8	26	26	100
Iowa	8	26	26	100
Rutgers	8	22	23	95.65
Nebraska	8	23	23	100
Illinois	8	22	22	100
Washington	8	19	20	95
Michigan	8	17	18	94.44
Michigan St.	8	16	17	94.12
Northwestern	8	16	16	100
Purdue	7	15	15	100
UCLA	7	12	12	100

YARDS PUNTED

Team	G	No.	Yards	Avg/P	Ret.	Avg/R	TB	Net/P
Northwestern	8	44	1884	42.82	207	11.50	2	37.20
Iowa	8	42	1881	44.79	152	21.71	4	39.26
Purdue	7	37	1650	44.59	80	6.67	2	41.35
Maryland	8	34	1546	45.47	83	8.30	2	41.85
Wisconsin	8	33	1528	46.30	65	5.91	3	42.52
Michigan	8	35	1437	41.06	104	17.33	2	36.94
Rutgers	8	33	1406	42.61	35	11.67	4	39.12
Minnesota	8	33	1374	41.64	92	10.22	0	38.85
Nebraska	8	32	1304	40.75	158	11.29	3	33.94
Southern California	8	28	1371	48.96	79	7.90	0	46.14
UCLA	7	26	1127	43.35	48	4.80	0	41.50
Michigan St.	8	26	1258	48.38	68	7.56	2	44.23
Illinois	8	25	1065	42.60	39	7.80	2	39.44
Washington	8	24	1055	43.96	212	16.31	1	34.29
Oregon	8	21	962	45.81	43	14.33	2	41.86
Ohio St.	7	23	961	41.78	10	3.33	1	40.48
Penn St.	7	21	898	42.76	26	8.67	1	40.57
Indiana	8	15	654	43.60	11	3.67	0	42.87



**2024-25 Big Ten Football
Extended Team Leaders
All games**

PUNT RETURN AVG

Team	G	No	Yards	TD	Long	Avg.
Northwestern	8	12	183	1	72	15.25
Illinois	8	12	176	0	37	14.67
UCLA	7	3	41	0	18	13.67
Iowa	8	20	259	1	85	12.95
Oregon	8	11	134	1	85	12.18
Minnesota	8	15	178	0	60	11.87
Michigan	8	12	137	0	22	11.42
Rutgers	8	6	68	0	20	11.33
Indiana	8	18	201	0	65	11.17
Michigan St.	8	4	38	0	24	9.5
Maryland	8	11	98	0	27	8.91
Ohio St.	7	14	117	0	36	8.36
Purdue	7	8	64	0	20	8
Washington	8	10	67	0	25	6.7
Wisconsin	8	12	66	0	15	5.5
Nebraska	8	11	60	0	13	5.45
Southern California	8	8	34	0	19	4.25
Penn St.	7	11	41	0	23	3.73

KICK RETURNS

Team	G	No.	Yards	TD	Long	Avg.
Iowa	8	19	478	0	39	25.16
Northwestern	8	17	430	0	96	25.29
Wisconsin	8	16	388	0	74	24.25
Nebraska	8	16	265	0	40	16.56
Washington	8	12	256	0	29	21.33
Minnesota	8	12	220	0	27	18.33
Michigan	8	12	217	0	27	18.08
UCLA	7	9	170	0	24	18.89
Southern California	8	9	235	0	80	26.11
Penn St.	7	9	163	0	27	18.11
Maryland	8	9	118	0	33	13.11
Purdue	7	8	167	0	33	20.88
Ohio St.	7	6	70	0	23	11.67
Michigan St.	8	6	88	0	33	14.67
Illinois	8	6	115	0	27	19.17
Oregon	8	5	188	1	100	37.60
Rutgers	8	3	56	0	20	18.67
Indiana	8	3	70	0	32	23.33

PUNT RETURNS

Team	G	No	Yards	TD	Long	Avg.
Iowa	8	20	259	1	85	12.95
Indiana	8	18	201	0	65	11.17
Minnesota	8	15	178	0	60	11.87
Ohio St.	7	14	117	0	36	8.36
Wisconsin	8	12	66	0	15	5.5
Northwestern	8	12	183	1	72	15.25
Michigan	8	12	137	0	22	11.42
Illinois	8	12	176	0	37	14.67
Penn St.	7	11	41	0	23	3.73
Oregon	8	11	134	1	85	12.18
Nebraska	8	11	60	0	13	5.45
Maryland	8	11	98	0	27	8.91
Washington	8	10	67	0	25	6.7
Southern California	8	8	34	0	19	4.25
Purdue	7	8	64	0	20	8
Rutgers	8	6	68	0	20	11.33
Michigan St.	8	4	38	0	24	9.5
UCLA	7	3	41	0	18	13.67

KICK RETURN YARDS

Team	G	No.	Yards	TD	Long	Avg.
Iowa	8	19	478	0	39	25.16
Northwestern	8	17	430	0	96	25.29
Wisconsin	8	16	388	0	74	24.25
Nebraska	8	16	265	0	40	16.56
Washington	8	12	256	0	29	21.33
Southern California	8	9	235	0	80	26.11
Minnesota	8	12	220	0	27	18.33
Michigan	8	12	217	0	27	18.08
Oregon	8	5	188	1	100	37.60
UCLA	7	9	170	0	24	18.89
Purdue	7	8	167	0	33	20.88
Penn St.	7	9	163	0	27	18.11
Maryland	8	9	118	0	33	13.11
Illinois	8	6	115	0	27	19.17
Michigan St.	8	6	88	0	33	14.67
Ohio St.	7	6	70	0	23	11.67
Indiana	8	3	70	0	32	23.33
Rutgers	8	3	56	0	20	18.67



**2024-25 Big Ten Football
Extended Team Leaders
All games**

PUNT RETURN YARDS

Team	G	No	Yards	TD	Long	Avg.
Iowa	8	20	259	1	85	12.95
Indiana	8	18	201	0	65	11.17
Northwestern	8	12	183	1	72	15.25
Minnesota	8	15	178	0	60	11.87
Illinois	8	12	176	0	37	14.67
Michigan	8	12	137	0	22	11.42
Oregon	8	11	134	1	85	12.18
Ohio St.	7	14	117	0	36	8.36
Maryland	8	11	98	0	27	8.91
Rutgers	8	6	68	0	20	11.33
Washington	8	10	67	0	25	6.7
Wisconsin	8	12	66	0	15	5.5
Purdue	7	8	64	0	20	8
Nebraska	8	11	60	0	13	5.45
UCLA	7	3	41	0	18	13.67
Penn St.	7	11	41	0	23	3.73
Michigan St.	8	4	38	0	24	9.5
Southern California	8	8	34	0	19	4.25

KICK RETURN TDS

Team	G	No.	Yards	TD	Long	Avg.
Oregon	8	5	188	1	100	37.60
Wisconsin	8	16	388	0	74	24.25
Washington	8	12	256	0	29	21.33
UCLA	7	9	170	0	24	18.89
Southern California	8	9	235	0	80	26.11
Rutgers	8	3	56	0	20	18.67
Purdue	7	8	167	0	33	20.88
Penn St.	7	9	163	0	27	18.11
Ohio St.	7	6	70	0	23	11.67
Northwestern	8	17	430	0	96	25.29
Nebraska	8	16	265	0	40	16.56
Minnesota	8	12	220	0	27	18.33
Michigan St.	8	6	88	0	33	14.67
Michigan	8	12	217	0	27	18.08
Maryland	8	9	118	0	33	13.11
Iowa	8	19	478	0	39	25.16
Indiana	8	3	70	0	32	23.33
Illinois	8	6	115	0	27	19.17

PUNT RETURN TDS

Team	G	No	Yards	TD	Long	Avg.
Oregon	8	11	134	1	85	12.18
Northwestern	8	12	183	1	72	15.25
Iowa	8	20	259	1	85	12.95
Wisconsin	8	12	66	0	15	5.5
Washington	8	10	67	0	25	6.7
UCLA	7	3	41	0	18	13.67
Southern California	8	8	34	0	19	4.25
Rutgers	8	6	68	0	20	11.33
Purdue	7	8	64	0	20	8
Penn St.	7	11	41	0	23	3.73
Ohio St.	7	14	117	0	36	8.36
Nebraska	8	11	60	0	13	5.45
Minnesota	8	15	178	0	60	11.87
Michigan St.	8	4	38	0	24	9.5
Michigan	8	12	137	0	22	11.42
Maryland	8	11	98	0	27	8.91
Indiana	8	18	201	0	65	11.17
Illinois	8	12	176	0	37	14.67



2024-25 Big Ten Football
Extended Team Leaders
All games

KICKOFF RETURNS

Team	G	No	Yards	TD	Long	Avg.
Wisconsin	8	42	1709	0	74	40.69
Iowa	8	47	1912	0	39	40.68
Michigan	8	37	1498	0	27	40.49
Indiana	8	63	2548	0	32	40.44
Northwestern	8	36	1452	0	96	40.33
Penn St.	7	44	1768	0	27	40.18
Ohio St.	7	49	1968	0	23	40.16
Illinois	8	42	1684	0	27	40.1
UCLA	7	28	1122	0	24	40.07
Minnesota	8	43	1721	0	27	40.02
Nebraska	8	38	1518	0	40	39.95
Maryland	8	45	1787	0	33	39.71
Southern California	8	49	1944	0	80	39.67
Purdue	7	27	1066	0	33	39.48
Oregon	8	53	2078	1	100	39.21
Michigan St.	8	39	1523	0	33	39.05
Rutgers	8	39	1501	0	20	38.49
Washington	8	42	1589	0	29	37.83



2024-25 Big Ten Football
Extended Team Leaders
All games

INTERCEPTION RETURN AVG

Team	G	No.	Yards	TD	Long	Avg.
Michigan St.	8	8	214	1	100	26.75
UCLA	7	4	106	1	96	26.50
Indiana	8	9	200	2	78	22.22
Michigan	8	6	133	2	86	22.17
Ohio St.	7	5	105	1	45	21.00
Rutgers	8	5	99	1	52	19.80
Southern California	8	7	137	1	55	19.57
Northwestern	8	7	130	1	85	18.57
Nebraska	8	9	139	2	35	15.44
Maryland	8	9	133	0	51	14.78
Minnesota	8	15	207	2	70	13.80
Washington	8	5	65	0	24	13.00
Illinois	8	9	98	1	30	10.89
Penn St.	7	6	61	1	22	10.17
Iowa	8	10	98	1	32	9.80
Wisconsin	8	3	8	0	8	2.67
Oregon	8	7	6	0	12	0.86
Purdue	7	3	0	0	0	0.00

FUMBLE RETURNS

Team	G	No.	Yards	TD	Long	Avg.
Wisconsin	8	7	0	0	0	0.00
Washington	8	2	0	0	0	0.00
UCLA	7	1	0	0	0	0.00
Southern California	8	5	0	0	0	0.00
Rutgers	8	4	3	0	3	0.75
Purdue	7	1	16	1	16	16.00
Penn St.	7	3	10	0	9	3.33
Oregon	8	4	0	0	0	0.00
Ohio St.	7	5	35	1	27	7.00
Northwestern	8	6	2	1	2	0.33
Nebraska	8	3	0	0	0	0.00
Minnesota	8	2	0	0	0	0.00
Michigan St.	8	1	0	0	0	0.00
Michigan	8	3	21	0	18	7.00
Maryland	8	6	0	0	0	0.00
Iowa	8	5	0	0	0	0.00
Indiana	8	5	0	0	0	0.00
Illinois	8	5	3	0	3	0.60

INTERCEPTION RETURNS

Team	G	No.	Yards	TD	Long	Avg.
Minnesota	8	15	207	2	70	13.80
Iowa	8	10	98	1	32	9.80
Nebraska	8	9	139	2	35	15.44
Maryland	8	9	133	0	51	14.78
Indiana	8	9	200	2	78	22.22
Illinois	8	9	98	1	30	10.89
Michigan St.	8	8	214	1	100	26.75
Southern California	8	7	137	1	55	19.57
Oregon	8	7	6	0	12	0.86
Northwestern	8	7	130	1	85	18.57
Penn St.	7	6	61	1	22	10.17
Michigan	8	6	133	2	86	22.17
Washington	8	5	65	0	24	13.00
Rutgers	8	5	99	1	52	19.80
Ohio St.	7	5	105	1	45	21.00
UCLA	7	4	106	1	96	26.50
Wisconsin	8	3	8	0	8	2.67
Purdue	7	3	0	0	0	0.00

FUMBLE RETURN YARDS

Team	G	No.	Yards	TD	Long	Avg.
Ohio St.	7	5	35	1	27	7.00
Michigan	8	3	21	0	18	7.00
Purdue	7	1	16	1	16	16.00
Penn St.	7	3	10	0	9	3.33
Rutgers	8	4	3	0	3	0.75
Illinois	8	5	3	0	3	0.60
Northwestern	8	6	2	1	2	0.33
Wisconsin	8	7	0	0	0	0.00
Washington	8	2	0	0	0	0.00
UCLA	7	1	0	0	0	0.00
Southern California	8	5	0	0	0	0.00
Oregon	8	4	0	0	0	0.00
Nebraska	8	3	0	0	0	0.00
Minnesota	8	2	0	0	0	0.00
Michigan St.	8	1	0	0	0	0.00
Maryland	8	6	0	0	0	0.00
Iowa	8	5	0	0	0	0.00
Indiana	8	5	0	0	0	0.00



2024-25 Big Ten Football
Extended Team Leaders
All games

INTERCEPTION RET YARDS

Team	G	No.	Yards	TD	Long	Avg.
Michigan St.	8	8	214	1	100	26.75
Minnesota	8	15	207	2	70	13.80
Indiana	8	9	200	2	78	22.22
Nebraska	8	9	139	2	35	15.44
Southern California	8	7	137	1	55	19.57
Michigan	8	6	133	2	86	22.17
Maryland	8	9	133	0	51	14.78
Northwestern	8	7	130	1	85	18.57
UCLA	7	4	106	1	96	26.50
Ohio St.	7	5	105	1	45	21.00
Rutgers	8	5	99	1	52	19.80
Iowa	8	10	98	1	32	9.80
Illinois	8	9	98	1	30	10.89
Washington	8	5	65	0	24	13.00
Penn St.	7	6	61	1	22	10.17
Wisconsin	8	3	8	0	8	2.67
Oregon	8	7	6	0	12	0.86
Purdue	7	3	0	0	0	0.00

FUMBLE RETURN TDS

Team	G	No.	Yards	TD	Long	Avg.
Purdue	7	1	16	1	16	16.00
Ohio St.	7	5	35	1	27	7.00
Northwestern	8	6	2	1	2	0.33
Wisconsin	8	7	0	0	0	0.00
Washington	8	2	0	0	0	0.00
UCLA	7	1	0	0	0	0.00
Southern California	8	5	0	0	0	0.00
Rutgers	8	4	3	0	3	0.75
Penn St.	7	3	10	0	9	3.33
Oregon	8	4	0	0	0	0.00
Nebraska	8	3	0	0	0	0.00
Minnesota	8	2	0	0	0	0.00
Michigan St.	8	1	0	0	0	0.00
Michigan	8	3	21	0	18	7.00
Maryland	8	6	0	0	0	0.00
Iowa	8	5	0	0	0	0.00
Indiana	8	5	0	0	0	0.00
Illinois	8	5	3	0	3	0.60

INTERCEPTION RETURN TDS

Team	G	No.	Yards	TD	Long	Avg.
Nebraska	8	9	139	2	35	15.44
Minnesota	8	15	207	2	70	13.80
Michigan	8	6	133	2	86	22.17
Indiana	8	9	200	2	78	22.22
UCLA	7	4	106	1	96	26.50
Southern California	8	7	137	1	55	19.57
Rutgers	8	5	99	1	52	19.80
Penn St.	7	6	61	1	22	10.17
Ohio St.	7	5	105	1	45	21.00
Northwestern	8	7	130	1	85	18.57
Michigan St.	8	8	214	1	100	26.75
Iowa	8	10	98	1	32	9.80
Illinois	8	9	98	1	30	10.89
Wisconsin	8	3	8	0	8	2.67
Washington	8	5	65	0	24	13.00
Purdue	7	3	0	0	0	0.00
Oregon	8	7	6	0	12	0.86
Maryland	8	9	133	0	51	14.78

FUMBLE RECOVERED

Team	G	No.	Yards	TD	Long	Avg.
Wisconsin	8	7	0	0	0	0.00
Northwestern	8	6	2	1	2	0.33
Maryland	8	6	0	0	0	0.00
Southern California	8	5	0	0	0	0.00
Ohio St.	7	5	35	1	27	7.00
Iowa	8	5	0	0	0	0.00
Indiana	8	5	0	0	0	0.00
Illinois	8	5	3	0	3	0.60
Rutgers	8	4	3	0	3	0.75
Oregon	8	4	0	0	0	0.00
Penn St.	7	3	10	0	9	3.33
Nebraska	8	3	0	0	0	0.00
Michigan	8	3	21	0	18	7.00
Washington	8	2	0	0	0	0.00
Minnesota	8	2	0	0	0	0.00
UCLA	7	1	0	0	0	0.00
Purdue	7	1	16	1	16	16.00
Michigan St.	8	1	0	0	0	0.00



2024-25 Big Ten Football
Extended Team Leaders
All games

FUMBLE RETURN AVG

Team	G	No.	Yards	TD	Long	Avg.
Purdue	7	1	16	1	16	16.00
Ohio St.	7	5	35	1	27	7.00
Michigan	8	3	21	0	18	7.00
Penn St.	7	3	10	0	9	3.33
Rutgers	8	4	3	0	3	0.75
Illinois	8	5	3	0	3	0.60
Northwestern	8	6	2	1	2	0.33
Wisconsin	8	7	0	0	0	0.00
Washington	8	2	0	0	0	0.00
UCLA	7	1	0	0	0	0.00
Southern California	8	5	0	0	0	0.00
Oregon	8	4	0	0	0	0.00
Nebraska	8	3	0	0	0	0.00
Minnesota	8	2	0	0	0	0.00
Michigan St.	8	1	0	0	0	0.00
Maryland	8	6	0	0	0	0.00
Iowa	8	5	0	0	0	0.00
Indiana	8	5	0	0	0	0.00

TURNOVER MARGIN

Team	Lost			Gained			Margin	Per/G	
	G	Fum	Int	Tot	Fum	Int			Tot
Minnesota	8	3	4	7	2	15	17	10	1.25
Iowa	8	2	5	7	5	10	15	8	1.00
Indiana	8	2	4	6	5	9	14	8	1.00
Illinois	8	5	3	8	5	9	14	6	0.75
Maryland	8	5	6	11	6	9	15	4	0.50
Rutgers	8	1	5	6	4	5	9	3	0.38
Oregon	8	3	5	8	4	7	11	3	0.38
Northwestern	8	5	5	10	6	7	13	3	0.38
Penn St.	7	2	5	7	3	6	9	2	0.29
Ohio St.	7	4	4	8	5	5	10	2	0.29
Nebraska	8	3	7	10	3	9	12	2	0.25
Southern California	8	5	6	11	5	7	12	1	0.13
Washington	8	3	4	7	2	5	7	0	0.00
Wisconsin	8	7	6	13	7	3	10	-3	-0.38
Purdue	7	5	5	10	1	3	4	-6	-0.86
Michigan	8	6	9	15	3	6	9	-6	-0.75
UCLA	7	3	9	12	1	4	5	-7	-1.00
Michigan St.	8	7	9	16	1	8	9	-7	-0.88

FIRST DOWNS

Team	G	Rush	Pass	Pen	Total	Avg/G
Indiana	8	90	104	15	209	26.13
Oregon	8	72	111	12	195	24.38
Maryland	8	54	118	14	186	23.25
Southern California	8	54	118	12	184	23
Washington	8	67	102	7	176	22
Rutgers	8	82	75	19	176	22
Penn St.	7	74	91	9	174	24.86
Nebraska	8	66	82	25	173	21.63
Wisconsin	8	81	73	13	167	20.88
Illinois	8	64	85	18	167	20.88
Minnesota	8	55	88	21	164	20.5
Michigan St.	8	70	76	12	158	19.75
Ohio St.	7	62	87	5	154	22
Iowa	8	72	57	9	138	17.25
Michigan	8	73	53	6	132	16.5
Northwestern	8	55	54	11	120	15
UCLA	7	30	75	14	119	17
Purdue	7	51	50	3	104	14.86

3RD-DOWN CONVERSIONS

Team	G	Conv.	Att.	Pct.
Indiana	8	47	87	54.02
Penn St.	7	40	80	50
Oregon	8	47	94	50
Minnesota	8	47	100	47
Southern California	8	45	97	46.39
Iowa	8	48	109	44.04
Ohio St.	7	36	82	43.9
Illinois	8	41	95	43.16
Wisconsin	8	48	112	42.86
Maryland	8	51	119	42.86
Michigan St.	8	43	101	42.57
Nebraska	8	46	110	41.82
Rutgers	8	47	113	41.59
Michigan	8	42	103	40.78
Washington	8	34	92	36.96
UCLA	7	31	84	36.9
Purdue	7	27	81	33.33
Northwestern	8	26	102	25.49



**2024-25 Big Ten Football
Extended Team Leaders
All games**

1ST DOWNS RUSHING

Team	G	Rush	Pass	Pen	Total	Avg/G
Indiana	8	90	104	15	209	26.13
Rutgers	8	82	75	19	176	22
Wisconsin	8	81	73	13	167	20.88
Penn St.	7	74	91	9	174	24.86
Michigan	8	73	53	6	132	16.5
Oregon	8	72	111	12	195	24.38
Iowa	8	72	57	9	138	17.25
Michigan St.	8	70	76	12	158	19.75
Washington	8	67	102	7	176	22
Nebraska	8	66	82	25	173	21.63
Illinois	8	64	85	18	167	20.88
Ohio St.	7	62	87	5	154	22
Northwestern	8	55	54	11	120	15
Minnesota	8	55	88	21	164	20.5
Southern California	8	54	118	12	184	23
Maryland	8	54	118	14	186	23.25
Purdue	7	51	50	3	104	14.86
UCLA	7	30	75	14	119	17

OPT 3RD-DN CONVERT

Team	G	Conv.	Att.	Pct.
Southern California	8	32	105	30.48
Ohio St.	7	32	100	32
Penn St.	7	31	95	32.63
Oregon	8	34	103	33.01
Indiana	8	34	103	33.01
Iowa	8	35	106	33.02
Nebraska	8	35	101	34.65
Northwestern	8	37	104	35.58
Washington	8	39	108	36.11
Wisconsin	8	40	108	37.04
Michigan	8	48	117	41.03
Maryland	8	45	109	41.28
Rutgers	8	44	106	41.51
Minnesota	8	49	110	44.55
Michigan St.	8	48	107	44.86
Illinois	8	45	100	45
Purdue	7	37	81	45.68
UCLA	7	50	91	54.95

1ST DOWNS PASSING

Team	G	Rush	Pass	Pen	Total	Avg/G
Southern California	8	54	118	12	184	23
Maryland	8	54	118	14	186	23.25
Oregon	8	72	111	12	195	24.38
Indiana	8	90	104	15	209	26.13
Washington	8	67	102	7	176	22
Penn St.	7	74	91	9	174	24.86
Minnesota	8	55	88	21	164	20.5
Ohio St.	7	62	87	5	154	22
Illinois	8	64	85	18	167	20.88
Nebraska	8	66	82	25	173	21.63
Michigan St.	8	70	76	12	158	19.75
UCLA	7	30	75	14	119	17
Rutgers	8	82	75	19	176	22
Wisconsin	8	81	73	13	167	20.88
Iowa	8	72	57	9	138	17.25
Northwestern	8	55	54	11	120	15
Michigan	8	73	53	6	132	16.5
Purdue	7	51	50	3	104	14.86

4TH-DOWN CONVERSIONS

Team	G	Conv.	Att.	Pct.
Minnesota	8	7	7	100
Michigan	8	10	12	83.33
Ohio St.	7	10	14	71.43
UCLA	7	7	10	70
Penn St.	7	4	6	66.67
Wisconsin	8	9	14	64.29
Michigan St.	8	5	8	62.5
Oregon	8	6	10	60
Southern California	8	4	7	57.14
Indiana	8	8	15	53.33
Northwestern	8	5	10	50
Illinois	8	6	13	46.15
Maryland	8	9	20	45
Washington	8	7	17	41.18
Rutgers	8	7	20	35
Nebraska	8	4	14	28.57
Iowa	8	1	5	20
Purdue	7	1	8	12.5



2024-25 Big Ten Football
Extended Team Leaders
All games

1ST DOWNS BY PENALTY

Team	G	Rush	Pass	Pen	Total	Avg/G
Nebraska	8	66	82	25	173	21.63
Minnesota	8	55	88	21	164	20.5
Rutgers	8	82	75	19	176	22
Illinois	8	64	85	18	167	20.88
Indiana	8	90	104	15	209	26.13
UCLA	7	30	75	14	119	17
Maryland	8	54	118	14	186	23.25
Wisconsin	8	81	73	13	167	20.88
Southern California	8	54	118	12	184	23
Oregon	8	72	111	12	195	24.38
Michigan St.	8	70	76	12	158	19.75
Northwestern	8	55	54	11	120	15
Penn St.	7	74	91	9	174	24.86
Iowa	8	72	57	9	138	17.25
Washington	8	67	102	7	176	22
Michigan	8	73	53	6	132	16.5
Ohio St.	7	62	87	5	154	22
Purdue	7	51	50	3	104	14.86

OPP 4TH-DN CONVERT

Team	G	Conv.	Att.	Pct.
Indiana	8	5	22	22.73
UCLA	7	2	6	33.33
Maryland	8	2	6	33.33
Oregon	8	6	16	37.5
Northwestern	8	5	13	38.46
Illinois	8	5	13	38.46
Minnesota	8	3	7	42.86
Ohio St.	7	4	9	44.44
Nebraska	8	9	20	45
Iowa	8	5	11	45.45
Rutgers	8	8	15	53.33
Wisconsin	8	6	11	54.55
Southern California	8	14	25	56
Washington	8	8	14	57.14
Purdue	7	4	7	57.14
Penn St.	7	8	14	57.14
Michigan St.	8	8	14	57.14
Michigan	8	4	7	57.14

OPPONENT 1ST DOWNS

Team	G	Rush	Pass	Pen	Total	Avg/G
Ohio St.	7	34	51	9	94	13.43
Penn St.	7	41	59	8	108	15.43
Indiana	8	44	64	14	122	15.25
Wisconsin	8	60	62	5	127	15.88
Minnesota	8	50	66	12	128	16
Oregon	8	53	68	10	131	16.38
Iowa	8	52	75	7	134	16.75
Nebraska	8	46	73	16	135	16.88
Washington	8	73	46	23	142	17.75
Michigan St.	8	51	74	18	143	17.88
Michigan	8	53	84	13	150	18.75
Rutgers	8	71	74	7	152	19
Northwestern	8	53	94	8	155	19.38
UCLA	7	40	94	23	157	22.43
Illinois	8	73	74	11	158	19.75
Southern California	8	57	88	14	159	19.88
Maryland	8	55	90	19	164	20.5
Purdue	7	79	75	16	170	24.29



**2024-25 Big Ten Football
Extended Team Leaders
All games**

SACKS BY

Team	G	No.	Yards	Avg/G
Oregon	8	24	133	3
Indiana	8	24	172	3
Nebraska	8	23	141	2.88
Michigan	8	21	142	2.63
Ohio St.	7	20	104	2.86
Illinois	8	20	145	2.5
Iowa	8	19	124	2.38
Northwestern	8	17	101	2.13
Purdue	7	16	99	2.29
Michigan St.	8	15	89	1.88
Washington	8	14	98	1.75
Penn St.	7	14	96	2
Wisconsin	8	13	85	1.63
Southern California	8	13	75	1.63
Minnesota	8	13	92	1.63
Maryland	8	13	84	1.63
Rutgers	8	12	81	1.5
UCLA	7	10	62	1.43

KICKOFF COVERAGE

Team	G	No	Yards	Avg.	Ret.	TB	NetAvg
Wisconsin	8	42	2703	64.36	128	31	35
Iowa	8	47	3011	64.06	280	30	37.94
Michigan	8	37	2361	63.81	63	23	42.41
Indiana	8	63	3857	61.22	460	22	49.71
Northwestern	8	36	2284	63.44	340	18	39
Penn St.	7	44	2809	63.84	192	27	43.2
Ohio St.	7	49	3125	63.78	69	37	41.33
Illinois	8	42	2620	62.38	189	29	40.71
UCLA	7	28	1747	62.39	110	13	43.46
Minnesota	8	43	2768	64.37	76	37	37.74
Nebraska	8	38	2337	61.5	302	16	43.08
Maryland	8	45	2809	62.42	361	22	46.8
Southern California	8	49	3152	64.33	201	35	41.67
Purdue	7	27	1692	62.67	129	18	39.81
Oregon	8	53	3327	62.77	113	38	39.32
Michigan St.	8	39	2422	62.1	209	23	43.31
Rutgers	8	39	2259	57.92	273	15	45.97
Washington	8	42	2607	62.07	513	17	45.86

SACKS AGAINST

Team	G	No.	Yards	Avg/G
Penn St.	7	7	46	1
Ohio St.	7	7	46	1
Indiana	8	7	44	0.88
Wisconsin	8	8	45	1
Iowa	8	9	56	1.13
Southern California	8	10	59	1.25
Oregon	8	10	85	1.25
Northwestern	8	11	73	1.38
Michigan	8	13	79	1.63
Rutgers	8	14	86	1.75
Maryland	8	14	130	1.75
Nebraska	8	17	134	2.13
Minnesota	8	17	106	2.13
Washington	8	18	120	2.25
Purdue	7	18	135	2.57
UCLA	7	20	138	2.86
Michigan St.	8	20	128	2.5
Illinois	8	24	145	3

RED ZONE OFFENSE

Team	G	Scores	Pct.	TDs	(R-P)	FGs	TurnO
Ohio St.	7	27 - 27	100.00	25	14 - 11	2 - 2	0
Southern California	8	30 - 32	93.75	24	13 - 11	6 - 7	1
Indiana	8	44 - 47	93.62	39	26 - 13	5 - 5	1
Penn St.	7	28 - 30	93.33	22	10 - 12	6 - 6	2
UCLA	7	15 - 17	88.24	7	2 - 5	8 - 8	2
Illinois	8	29 - 33	87.88	20	9 - 11	9 - 10	3
Maryland	8	28 - 32	87.50	21	11 - 10	7 - 7	4
Iowa	8	21 - 24	87.50	15	10 - 5	6 - 6	1
Oregon	8	29 - 34	85.29	24	13 - 11	5 - 5	4
Minnesota	8	28 - 33	84.85	22	11 - 11	6 - 9	1
Michigan	8	14 - 17	82.35	11	6 - 5	3 - 4	1
Purdue	7	17 - 21	80.95	13	6 - 7	4 - 6	2
Wisconsin	8	25 - 32	78.13	20	17 - 3	5 - 7	3
Washington	8	24 - 31	77.42	16	7 - 9	8 - 12	3
Rutgers	8	28 - 37	75.68	23	16 - 7	5 - 7	6
Northwestern	8	17 - 23	73.91	11	8 - 3	6 - 8	4
Nebraska	8	23 - 32	71.88	17	11 - 6	6 - 9	5
Michigan St.	8	21 - 30	70.00	12	7 - 5	9 - 10	8



**2024-25 Big Ten Football
Extended Team Leaders
All games**

PENALTIES

Team	G	No.	Yards	Avg/G
Wisconsin	8	33	221	27.63
Rutgers	8	31	223	27.88
Iowa	8	22	230	28.75
Minnesota	8	40	307	38.38
Illinois	8	43	331	41.38
Oregon	8	41	334	41.75
Northwestern	8	42	340	42.5
Michigan	8	35	349	43.63
Ohio St.	7	34	313	44.71
Indiana	8	40	376	47
Southern California	8	48	399	49.88
Penn St.	7	39	350	50
Washington	8	56	511	63.88
Nebraska	8	60	513	64.13
Michigan St.	8	56	517	64.63
Maryland	8	55	523	65.38
UCLA	7	55	499	71.29
Purdue	7	51	501	71.57

RED ZONE DEFENSE

Team	G	Scores	Pct.	TDs	(R-P)	FGs	TurnO
Ohio St.	7	10 - 14	71.43	6	3 - 3	4 - 4	4
Northwestern	8	23 - 32	71.88	15	7 - 8	8 - 10	5
Rutgers	8	19 - 25	76.00	17	12 - 5	2 - 6	2
Michigan St.	8	19 - 25	76.00	16	8 - 8	3 - 5	4
Penn St.	7	13 - 17	76.47	8	2 - 6	5 - 6	3
Michigan	8	24 - 31	77.42	17	6 - 11	7 - 9	5
Washington	8	16 - 20	80.00	10	6 - 4	6 - 7	3
Nebraska	8	17 - 21	80.95	14	4 - 10	3 - 5	2
Oregon	8	18 - 22	81.82	12	9 - 3	6 - 7	3
Southern California	8	23 - 28	82.14	15	10 - 5	8 - 9	4
Maryland	8	25 - 30	83.33	17	9 - 8	8 - 9	3
Indiana	8	15 - 18	83.33	10	6 - 4	5 - 5	3
Wisconsin	8	16 - 19	84.21	10	6 - 4	6 - 8	1
Minnesota	8	15 - 17	88.24	10	8 - 2	5 - 5	1
Illinois	8	23 - 26	88.46	16	8 - 8	7 - 8	2
Iowa	8	16 - 18	88.89	12	2 - 10	4 - 5	1
Purdue	7	26 - 29	89.66	22	16 - 6	4 - 6	1
UCLA	7	27 - 29	93.10	21	11 - 10	6 - 6	1

OPPONENT PENALTIES

Team	G	No.	Yards	Avg/G
Nebraska	8	54	570	71.25
Minnesota	8	47	477	59.63
UCLA	7	44	361	51.57
Illinois	8	45	405	50.63
Indiana	8	50	398	49.75
Rutgers	8	52	384	48
Southern California	8	47	382	47.75
Maryland	8	43	381	47.63
Oregon	8	45	377	47.13
Wisconsin	8	45	364	45.5
Purdue	7	36	297	42.43
Washington	8	34	318	39.75
Michigan St.	8	37	303	37.88
Iowa	8	40	302	37.75
Michigan	8	40	277	34.63
Penn St.	7	30	241	34.43
Northwestern	8	32	269	33.63
Ohio St.	7	28	200	28.57



**2024-25 Big Ten Football
Extended Team Leaders
All games**

TIME OF POSSESSION

Team	G	Total possession	Avg/G
Nebraska	8	255:15	31:55
Michigan St.	8	254:27	31:49
Penn St.	7	221:53	31:42
Maryland	8	251:06	31:23
Indiana	8	251:08	31:23
Rutgers	8	249:48	31:14
Oregon	8	248:20	31:02
Washington	8	247:12	30:54
Wisconsin	8	246:59	30:52
Minnesota	8	246:49	30:51
Michigan	8	246:37	30:50
Ohio St.	7	212:48	30:24
Southern California	8	242:29	30:19
Illinois	8	241:48	30:13
Iowa	8	237:55	29:44
UCLA	7	205:33	29:22
Northwestern	8	228:46	28:36
Purdue	7	188:19	26:54



2024-25 Big Ten Football Conference Active Individual Leaders All games

RUSHING (Minimum Games Played Pct. 75%, 10 Rushing Attempts/Game)

#	Player	G	Att.	Yds	Avg.	TD	Lg	Avg/g
1	Judkins, Quinshon - OSU	33	626	3245	5.18	37	86	98.33
2	Henderson, TreVeyon - OSU	38	508	3194	6.29	36	75	84.05
3	Johnson, Kaleb - Iowa	31	414	2386	5.76	25	75	76.97
4	Singleton, Nicholas - PSU	32	402	2296	5.71	23	87	71.75
5	Mockobee, Devin - Purdue	32	448	2289	5.11	17	68	71.53
6	Allen, Kaytron - PSU	33	440	2278	5.18	20	59	69.03
7	Lawton, Ty Son - IND	47	671	3094	4.61	34	99	65.83
8	Carter, Nate - MSU	36	461	2193	4.76	10	60	60.92
9	Monangai, Kyle - RU	49	585	2874	4.91	24	62	58.65
10	Hemby, Roman - MD	37	433	2143	4.95	20	75	57.92

TOTAL OFFENSE (Minimum Games Played Pct. 75%)

#	Player	G	Rush	Pass	Plays	Total	Yds/g
1	Gabriel, Dillon - Oregon	58	1157	17236	2301	18393	317.12
2	Rogers, Will - UW	51	-383	14337	2311	13954	273.61
3	Brosmer, Max - MINN	44	247	10477	1705	10724	243.73
4	Raiola, Dylan - Nebr	8	-58	1744	275	1686	210.75
5	Maiava, Jayden - USC	17	304	3151	440	3455	203.24
6	Schuster, Tommy - MSU	49	168	9241	1470	9409	192.02
7	Allar, Drew - PSU	30	387	4615	739	5002	166.73
8	Kaliakmanis, Athan - RU	31	359	4434	808	4793	154.61
9	Chiles, Aidan - MSU	17	251	1966	321	2217	130.41
10	Wright, Mike - NU	41	1313	2874	749	4187	102.12

PASSING AVG/GAME (Minimum Games Played Pct. 75%)

#	Player	G	Comp-att-int	Yds	TD	Avg/g
1	Gabriel, Dillon - Oregon	58	1242-1916-31	17236	143	297.17
2	Rogers, Will - UW	51	1473-2114-32	14337	107	281.12
3	Brosmer, Max - MINN	44	928-1467-29	10477	82	238.11
4	Raiola, Dylan - Nebr	8	162-245-7	1744	9	218.00
5	Schuster, Tommy - MSU	49	859-1273-23	9241	63	188.59
6	Maiava, Jayden - USC	17	232-364-10	3151	17	185.35
7	Allar, Drew - PSU	30	385-613-6	4615	41	153.83
8	Kaliakmanis, Athan - RU	31	347-647-18	4434	26	143.03
9	Chiles, Aidan - MSU	17	149-240-9	1966	11	115.65
10	Garbers, Ethan - UCLA	35	279-425-16	3219	23	91.97

SCORING (Minimum Games Played Pct. 75%)

#	Player	G	TD	FG	XPT	2XP	Pts	Pts/g
1	Lynch, Denis - USC	27	0	25	139	0	214	7.93
2	Smith, Jeremiah - OSU	7	9	0	0	0	54	7.71
3	Judkins, Quinshon - OSU	33	41	0	0	1	248	7.52
4	Vakos, Nathaniel - Wisc	35	0	45	109	0	244	6.97
5	Zvada, Dominic - Mich	33	0	43	88	0	217	6.58
6	Henderson, TreVeyon - OSU	38	41	0	0	0	246	6.47
7	Snyder, Austin - OSU	31	0	30	108	0	198	6.39
8	Glessner, Blake - UCLA	43	0	46	133	0	271	6.30
9	Van Zelst, Nate - Wisc	11	0	11	35	0	68	6.18
10	Patel, Jai - RU	20	0	21	55	0	118	5.90

PASS EFFICIENCY (Minimum Games Played Pct. 75%, 15 Total Passes/Game)

#	Player	G	Comp-att-int	Yds	TD	Eff.
1	Gabriel, Dillon - Oregon	58	1242-1916-31	17236	143	161.78
2	Maiava, Jayden - USC	17	232-364-10	3151	17	146.37
3	Allar, Drew - PSU	30	385-613-6	4615	41	146.16
4	Schuster, Tommy - MSU	49	859-1273-23	9241	63	141.17
5	Rogers, Will - UW	51	1473-2114-32	14337	107	140.32
6	Brosmer, Max - MINN	44	928-1467-29	10477	82	137.74
7	Raiola, Dylan - Nebr	8	162-245-7	1744	9	132.32
8	Kaliakmanis, Athan - RU	31	347-647-18	4434	26	118.90

SCORING (TDs) (Minimum Games Played Pct. 75%, 1 Touchdowns)

#	Player	G	Run	Rec	Ret	Pts	Avg/g
1	Smith, Jeremiah - OSU	7	1	8	0	54	7.71
2	Judkins, Quinshon - OSU	33	37	4	0	248	7.52
3	Henderson, TreVeyon - OSU	38	36	5	0	246	6.47
4	Singleton, Nicholas - PSU	32	23	7	0	188	5.88
5	Johnson, Kaleb - Iowa	31	25	1	0	156	5.03
6	James, Jordan - Oregon	32	24	1	0	150	4.69
7	Sarratt, Elijah - IND	33	1	24	0	154	4.67
8	Lawton, Ty Son - IND	47	34	2	0	216	4.60
9	Wood, Donovan - USC	27	0	19	0	114	4.22
10	Allen, Kaytron - PSU	33	20	3	0	138	4.18

RECEPTIONS/GAME (Minimum Games Played Pct. 75%)

#	Player	G	No.	Yds	TD	Lg	Yds/g	Rec/g
1	Franklin, Zakhari - Illini	58	302	3830	39	75	66.03	5.21
2	Smith, Jeremiah - OSU	7	35	623	8	70	89.00	5.00
3	Johnson, Tez - Oregon	58	290	3629	26	77	62.57	5.00
4	Miller, Dymere - RU	41	205	2867	18	75	69.93	5.00
5	Wood, Donovan - USC	27	131	2240	19	42	82.96	4.85
6	Sarratt, Elijah - IND	33	157	2480	24	71	75.15	4.76
7	Marks, Woody - USC	53	244	1459	5	33	27.53	4.60
8	Stewart, Evan - Oregon	26	119	1609	9	69	61.88	4.58
9	Barney Jr., Jacory - Nebr	8	34	230	0	28	28.75	4.25
10	Egbuka, Emeka - OSU	40	167	2403	20	85	60.08	4.18

SCORING (KICK) (Minimum Games Played Pct. 75%)

#	Player	G	PAT	FG	Pts	Avg/g
1	Lynch, Denis - USC	27	139-140	25-36	214	7.93
2	Vakos, Nathaniel - Wisc	35	109-110	45-58	244	6.97
3	Zvada, Dominic - Mich	33	88-90	43-50	217	6.58
4	Snyder, Austin - OSU	31	108-114	30-39	198	6.39
5	Glessner, Blake - UCLA	43	133-138	46-63	271	6.30
6	Van Zelst, Nate - Wisc	11	35-35	11-14	68	6.18
7	Patel, Jai - RU	20	55-57	21-28	118	5.90
8	Stevens, Drew - Iowa	35	69-70	45-57	204	5.83
9	Bhaghani, Mateen - UCLA	17	40-40	18-21	94	5.53
10	Lantz, Michael - USC	48	130-133	41-55	253	5.27

RECEIVE YDS/GAME (Minimum Games Played Pct. 75%)

#	Player	G	No.	Yds	TD	Long	Avg/c	Yds/g
1	Smith, Jeremiah - OSU	7	35	623	8	70	17.80	89.00
2	Wood, Donovan - USC	27	131	2240	19	42	17.10	82.96
3	Sarratt, Elijah - IND	33	157	2480	24	71	15.80	75.15
4	Miller, Dymere - RU	41	205	2867	18	75	13.99	69.93
5	Marsh, Nick - MSU	7	28	475	2	77	16.96	67.86
6	Franklin, Zakhari - Illini	58	302	3830	39	75	12.68	66.03
7	Johnson, Tez - Oregon	58	290	3629	26	77	12.51	62.57
8	Stewart, Evan - Oregon	26	119	1609	9	69	13.52	61.88
9	Egbuka, Emeka - OSU	40	167	2403	20	85	14.39	60.08
10	Hunter, Jeremiah - UW	41	168	2381	14	58	14.17	58.07

PUNT RETURN AVG (Minimum Games Played Pct. 75%)

#	Player	G	No.	Yds	TD	Long	Avg.
1	Mullings, Kalel - Mich	52	1	22	0	22	22.00
2	Kaho, Ale - UCLA	57	2	42	1	0	21.00
3	Downs, Caleb - OSU	21	5	95	1	85	19.00

KICK RETURN AVG (Minimum Games Played Pct. 75%)

#	Player	G	No.	Yds	TD	Long	Avg.
1	Egbuka, Emeka - OSU	40	21	605	0	67	28.81
2	Whittington, Noah - Oregon	49	9	246	0	100	27.33
3	Johnson, Kaleb - Iowa	31	15	402	0	54	26.80



**2024-25 Big Ten Football
Conference Active Individual Leaders
All games**

ALL PURPOSE (Minimum Games Played Pct. 75%)

#	Player	G	Rush	Rcv	PR	KR	Yds	Avg/g
1	Marks, Woody - USC	53	2638	1459	0	231	4328	81.66
2	Johnson, Tez - Oregon	58	51	3629	498	12	4190	72.24
3	Franklin, Zakhari - Illini	58	8	3830	0	0	3838	66.17
4	Henderson, TreVeyon - OSU	38	3194	592	0	19	3805	100.13
5	Singleton, Nicholas - PSU	32	2296	543	0	793	3632	113.50
6	Judkins, Quinshon - OSU	33	3245	357	0	0	3602	109.15
7	Lawton, Ty Son - IND	47	3094	354	0	31	3479	74.02
8	Jackson, Giles - UW	58	183	1383	181	1730	3477	59.95
9	Egbuka, Emeka - OSU	40	132	2403	98	605	3238	80.95
10	Miller, Dymere - RU	41	125	2867	8	116	3116	76.00

PUNTING (Minimum Games Played Pct. 75%, 3.6 Punts/Game)

#	Player	G	No.	Yds	Lg	120	50+	TB	Avg.
1	Thompson, Riley - PSU	32	132	5958	71	51	32	6	45.14
2	Dakin, Rhys - Iowa	8	42	1881	61	20	11	4	44.79
3	Buschini, Brian - Nebr	47	227	9973	74	78	62	13	43.93
4	Evans, James - IND	44	216	9477	70	61	62	12	43.88
5	Venneri, Anthony - OSU	22	94	4091	64	26	24	9	43.52
6	Bertrams, Atticus - Wisc	21	96	4130	74	41	17	7	43.02
7	Anderson, Jakob - RU	8	33	1406	61	11	5	4	42.61
8	Crimmins, Keelan - Purdue	19	86	3653	64	21	12	2	42.48
9	Crawford, Mark - MINN	52	207	8607	60	82	26	8	41.58
10	Robertson, Hugh - Illini	34	137	5667	66	50	19	9	41.36

FIELD GOALS (Minimum Games Played Pct. 75%)

#	Player	G	Made	Att.	Long	Pct.	Avg.
1	Zvada, Dominic - Mich	33	43	50	56	0.86	1.30
2	Vakos, Nathaniel - Wisc	35	45	58	55	0.78	1.29
3	Stevens, Drew - Iowa	35	45	57	54	0.79	1.29
4	Glessner, Blake - UCLA	43	46	63	54	0.73	1.07
5	Bhaghani, Mateen - UCLA	17	18	21	54	0.86	1.06
6	Patel, Jai - RU	20	21	28	51	0.75	1.05
7	Van Zelst, Nate - Wisc	11	11	14	47	0.79	1.00
8	Snyder, Austin - OSU	31	30	39	51	0.77	0.97
9	Lynch, Denis - USC	27	25	36	53	0.69	0.93

FIELD GOAL PCT (Minimum Games Played Pct. 75%)

#	Player	G	Made	Att.	Long	Pct.
1	Zvada, Dominic - Mich	33	43	50	56	0.86
2	Bhaghani, Mateen - UCLA	17	18	21	54	0.86
3	Meyer, Chase - PSU	20	17	20	47	0.85
4	Olano, David - Illini	17	13	16	50	0.81
5	Fielding, Jayden - OSU	33	19	24	47	0.79
6	Stevens, Drew - Iowa	35	45	57	54	0.79
7	Van Zelst, Nate - Wisc	11	11	14	47	0.79
8	Kim, Jonathan - MSU	56	29	37	58	0.78
9	Smith, Gianni - Wisc	31	18	23	55	0.78

PAT KICKING PCT (Minimum Games Played Pct. 75%)

#	Player	G	Made	Att.	Pct.
1	Alvano, Tristan - Nebr	15	39	39	1.00
2	Hohl, John - Nebr	8	11	11	1.00
3	Porath, Spencer - Purdue	7	15	15	1.00
4	Akers, Luke - NU	43	6	6	1.00
5	Olano, David - Illini	17	22	22	1.00
6	Kesich, Dragan - MINN	51	55	55	1.00
7	Bhaghani, Mateen - UCLA	17	40	40	1.00
8	Van Zelst, Nate - Wisc	11	35	35	1.00
9	Gross, Grady - UW	35	82	82	1.00



**2024-25 Big Ten Football
Conference Active Individual Leaders
All games**

TACKLES (All positions) (Minimum Games Played Pct. 75%)

#	Player	G	Pos	Solo	Ast	Total	Avg/g
1	Thieneman, Dillon - Purdue	19	DB	109	51	160	8.42
2	Jackson, Nick - Iowa	68	LB	234	286	520	7.65
3	Haladay, Cal - MSU	49	LB	147	200	347	7.08
4	Downs, Caleb - OSU	21	DB	89	49	138	6.57
5	Fisher, Aiden - IND	31	LB	81	107	188	6.06
6	Mueller, Xander - NU	44	LB	139	120	259	5.89
7	Parham, Bryun - UW	36	LB	112	98	210	5.83
8	Higgins, Jay - Iowa	53	LB	136	165	301	5.68
9	Bruener, Carson - UW	47	LB	150	106	256	5.45
10	Jones Jr., Terry - IND	48	S	91	167	258	5.38
11	Grose, Angelo - MSU	48	DB	155	103	258	5.38
12	Oladejo, Oluwafemi - UCLA	41	LB	103	114	217	5.29
13	Turner, Devin - NU	28	DB	87	60	147	5.25
14	Wohler, Hunter - Wisc	40	S	131	75	206	5.15
15	Mascarenas-Arnold, Easton - USC	45	LB	112	114	226	5.02
16	Gentry, Eric - USC	39	LB	124	68	192	4.92
17	Cobb, Mason - USC	49	LB	133	106	239	4.88
18	Johnson, Tysheem - Oregon	48	DB	110	124	234	4.88
19	Walker, Jailin - IND	39	LB	93	97	190	4.87
20	Savage, Kobe - Oregon	30	S	98	48	146	4.87
21	Thomas, Jaheim - Wisc	49	LB	96	141	237	4.84
22	Robinson, Ethan - MINN	39	DB	147	41	188	4.82
23	Turner, Jordan - MSU	38	LB	97	86	183	4.82
24	Igbinosun, Desmond - RU	38	DB	92	86	178	4.68
25	Spencer, Malik - MSU	25	S	67	50	117	4.68
26	Broussard, Cameron - UW	41	DB	98	92	190	4.63
27	Asbury II, Shawn - IND	38	DB	72	103	175	4.61
28	Henderson, Jack - MINN	54	DB	144	102	246	4.56
29	Barham, Jaishawn - Mich	31	LB	84	57	141	4.55
30	Hyppolite II, Ruben - MD	46	LB	122	87	209	4.54
31	Toure, Mohamed - RU	37	LB	80	87	167	4.51
32	Powell, Tyreem - RU	38	LB	82	88	170	4.47
33	Hausmann, Ernest - Mich	35	LB	89	67	156	4.46
34	Thompson, Stefon - Nebr	43	LB	104	87	191	4.44
35	Hall, Jordan - MSU	19	LB	38	45	83	4.37
36	Ponds, D'Angelo - IND	21	CB	59	32	91	4.33
37	Bassa, Jeffrey - Oregon	49	LB	113	97	210	4.29
38	Taylor, Noah - NU	37	LB	76	78	154	4.16
39	Schuermann, Luke - UCLA	42	DL	97	77	174	4.14
40	Rosiek, Dylan - Illini	36	LB	81	68	149	4.14
41	Carter, Abdul - PSU	33	LB	78	56	134	4.06
42	Gifford, Isaac - Nebr	52	DB	111	100	211	4.06
43	Hall, Aamir - Mich	46	DB	114	72	186	4.04
44	Smith, Jaylin - USC	39	CB	117	40	157	4.03
45	Pius, John - Wisc	46	LB	90	89	179	3.89
46	Ransom, Lathan - OSU	47	S	116	65	181	3.85
47	Moore, Rod - Mich	37	DB	90	51	141	3.81
48	Ojata, Jireh - Purdue	43	DE	93	70	163	3.79
49	Jenkins, Kydran - Purdue	47	LB	121	55	176	3.74
50	Walker, Wesley - Mich	52	DB	118	76	194	3.73

SACKS (Minimum Games Played Pct. 75%)

#	Player	G	Pos	Solo	Ast	Total	Avg/g
1	Durfee, Zach - UW	16	LB	13	2	14	0.88
2	Schuermann, Luke - UCLA	42	DL	30	9	34.5	0.82
3	Ojata, Jireh - Purdue	43	DE	25	13	31.5	0.73
4	Kamara, Mikail - IND	31	DL	20	3	21.5	0.69
5	Stewart, Josaiah - Mich	47	DE	25	6	28	0.60
6	Pius, John - Wisc	46	LB	21	10	26	0.57
7	Jenkins, Kydran - Purdue	47	LB	19	5	21.5	0.46
8	Carter, Abdul - PSU	33	LB	14	2	15	0.45
9	Saka, Anto - NU	18	DL	7	2	8	0.44
10	Jacas, Gabe - Illini	33	LB	13	3	14.5	0.44
11	Uiagalelei, Matayo - Oregon	21	DE	8	1	8.5	0.40
12	Hagarty, Richie - NU	34	DL	12	3	13.5	0.40
13	Sawyer, Jack - OSU	45	DE	15	3	16.5	0.37
14	Toure, Mohamed - RU	37	LB	12	3	13.5	0.36
15	Valdez, Sebastian - UW	47	DL	13	7	16.5	0.35
16	Hunt, Gentle - Illini	33	DL	11	1	11.5	0.35
17	Tuimoloau, JT - OSU	46	DL	12	6	15	0.33
18	Hubbard, Aidan - NU	32	DL	10	0	10	0.31
19	Graves, Aaron - Iowa	34	DL	9	3	10.5	0.31
20	Caldwell, Jamaree - Oregon	28	DL	7	3	8.5	0.30

TACKLES FOR LOSS (Minimum Games Played Pct. 75%, 1.25 Total

Tackles For Loss/Game)

#	Player	G	Pos	Solo	Ast	Total	Avg/g
1	Schuermann, Luke - UCLA	42	DL	49	27	62.5	1.49



**2024-25 Big Ten Football
Conference Active Individual Leaders
All games**

FUMBLES FORCED (Minimum Games Played Pct. 75%)

#	Player	G	No.	Avg/g
1	McGahee IV, Willis - Nebr	7	2	0.29
2	Kamara, Mikail - IND	31	7	0.23
3	Rosiek, Dylan - Illini	36	6	0.17
4	Ojata, Jireh - Purdue	43	7	0.16
5	Landino, Mario - IND	7	1	0.14
6	Stephens II, Desman - USC	7	1	0.14
7	Grant, Tarrion - Purdue	7	1	0.14
8	Walker, Jailin - IND	39	5	0.13
9	Stewart, Josaiah - Mich	47	6	0.13
10	Hardy, Rolijah - IND	8	1	0.13

FUMBLES RECOVERED (Minimum Games Played Pct. 75%)

#	Player	G	No.	Avg/g
1	Walters, Damon - NU	6	1	0.17
2	Saleapaga, Roger - Oregon	8	1	0.13
3	Bailey, Wesley - RU	36	4	0.11
4	Brown, Donnell - MD	47	5	0.11
5	Curtis, Tackett - Wisc	20	2	0.10
6	Ponds, D'Angelo - IND	21	2	0.10
7	Hills, Elijah - Wisc	45	4	0.09
8	Walley, Justin - MINN	45	4	0.09
9	Henderson, Ramon - UCLA	48	4	0.08
10	Haladay, Cal - MSU	49	4	0.08

PASSES DEFENDED (Minimum Games Played Pct. 75%)

#	Player	G	Brup	Int.	Total	Avg/g
1	Ponds, D'Angelo - IND	21	18	4	22	1.05
2	Hall, Aamir - Mich	46	34	7	41	0.89
3	Hill, Blye - Nebr	9	6	2	8	0.89
4	Robinson, Ethan - MINN	39	23	7	30	0.77
5	Alexander, Kam - Oregon	51	31	6	37	0.73
6	Muhammad, Jabbar - Oregon	54	35	4	39	0.72
7	Burke, Denzel - OSU	42	26	4	30	0.71
8	Walley, Justin - MINN	45	25	7	32	0.71
9	Longerbeam, Robert - RU	48	30	4	34	0.71
10	Dixon, Thaddeus - UW	22	13	2	15	0.68
11	Perich, Koi - MINN	8	0	5	5	0.63
12	Scott, Xavier - Illini	31	14	5	19	0.61
13	Johnson, Will - Mich	32	10	9	19	0.59
14	Johnson, Theran - NU	34	17	3	20	0.59
15	Thieneman, Dillon - Purdue	19	5	6	11	0.58
16	Fourqorean, Nyzier - Wisc	44	21	4	25	0.57
17	Hartzog Jr., Malcolm - Nebr	32	11	7	18	0.56
18	Reed, Nikko - Oregon	43	20	4	24	0.56
19	Huskey, Jalen - MD	29	7	7	14	0.48
20	Grose, Angelo - MSU	48	19	4	23	0.48

INTERCEPTIONS (Minimum Games Played Pct. 75%)

#	Player	G	No.	Yds	TD	Long	Avg/g
1	Perich, Koi - MINN	8	5	63	0	45	0.63
2	Thieneman, Dillon - Purdue	19	6	58	0	32	0.32
3	Johnson, Will - Mich	32	9	237	3	86	0.28
4	Hardy, Rolijah - IND	8	2	18	1	12	0.25
5	Huskey, Jalen - MD	29	7	79	0	37	0.24
6	Hill, Blye - Nebr	9	2	0	0	0	0.22
7	Hartzog Jr., Malcolm - Nebr	32	7	98	0	34	0.22
8	Savage, Kobe - Oregon	30	6	10	0	7	0.20
9	Ponds, D'Angelo - IND	21	4	77	1	67	0.19
10	Robinson, Ethan - MINN	39	7	17	0	6	0.18



2024-25 Big Ten Football
Standings
In Conference games

Team	Overall	Pct.	Conference	Pct.	PF	PA	Home	Away	Neut.	Streak
Indiana	5-0	1.000	5-0	1.000	212	89	3-0	2-0	0-0	W 5
Penn St.	4-0	1.000	4-0	1.000	109	61	2-0	2-0	0-0	W 4
Oregon	5-0	1.000	5-0	1.000	170	63	3-0	2-0	0-0	W 5
Ohio St.	3-1	.750	3-1	.750	125	63	2-0	1-1	0-0	W 1
Wisconsin	3-2	.600	3-2	.600	151	82	1-1	2-1	0-0	L 1
Illinois	3-2	.600	3-2	.600	118	139	2-0	1-2	0-0	L 1
Iowa	3-2	.600	3-2	.600	138	111	2-0	1-2	0-0	W 1
Minnesota	3-2	.600	3-2	.600	131	115	2-1	1-1	0-0	W 3
Michigan	3-2	.600	3-2	.600	102	113	3-0	0-2	0-0	W 1
Nebraska	2-3	.400	2-3	.400	90	125	1-1	1-2	0-0	L 2
Washington	2-3	.400	2-3	.400	102	114	2-0	0-3	0-0	L 2
Michigan St.	2-3	.400	2-3	.400	93	137	1-1	1-2	0-0	L 1
Southern California	2-4	.333	2-4	.333	179	154	2-1	0-3	0-0	W 1
Northwestern	1-4	.200	1-4	.200	83	138	0-2	1-2	0-0	L 2
Maryland	1-4	.200	1-4	.200	114	182	1-2	0-2	0-0	L 1
UCLA	1-4	.200	1-4	.200	89	156	0-3	1-1	0-0	W 1
Rutgers	1-4	.200	1-4	.200	87	151	1-2	0-2	0-0	L 4
Purdue	0-4	.000	0-4	.000	65	165	0-2	0-2	0-0	L 4



**2024-25 Big Ten Football
Team Highs
In Conference games**

POINTS	56	Indiana vs Nebraska (10/19/2024)
POINTS SCORED KICKING	20	Michigan St. vs Iowa (10/19/2024)
TOUCHDOWNS	8	Indiana vs Nebraska (10/19/2024)
TOTAL OFFENSE YARDS	589	Wisconsin vs Purdue (10/05/2024)
TOTAL OFFENSE PLAYS	89	Rutgers at Southern California (10/25/2024)
TOTAL OFFENSE YARDS/PLAY	9.2	Purdue at Illinois (10/12/2024)
RUSHING YARDS	309	Wisconsin at Rutgers (10/12/2024)
RUSHING ATTEMPTS	52	Indiana vs Washington (10/26/2024)
YARDS PER RUSH	7.9	Southern California vs Penn St. (10/12/2024)
RUSHING TDS	5 5	Indiana vs Nebraska (10/19/2024) Wisconsin at Rutgers (10/12/2024)
LONGEST RUSH	75 75 75	Iowa at Michigan St. (10/19/2024) Southern California vs Penn St. (10/12/2024) Maryland at Indiana (09/28/2024)
PASSING YARDS	400	Penn St. at Southern California (10/12/2024)
PASSING ATTEMPTS	52 52	Maryland vs Northwestern (10/11/2024) Southern California at Michigan (09/21/2024)
PASSING TDS	4 4 4 4 4	Minnesota vs Maryland (10/26/2024) UCLA at Rutgers (10/19/2024) Ohio St. vs Iowa (10/05/2024) Illinois at Nebraska (09/20/2024) Indiana at UCLA (09/14/2024)
LONGEST PASS	77	Michigan St. at Maryland (09/07/2024)
PASSES COMPLETED	39	Maryland vs Southern California (10/19/2024)
HAD INTERCEPTED	3 3 3	Nebraska at Indiana (10/19/2024) UCLA vs Minnesota (10/12/2024) Penn St. at Southern California (10/12/2024)
PASS COMPLETION PCT	84.2	UCLA at Rutgers (10/19/2024)
PASSING YARDS/ATTEMPT	13.8	Ohio St. vs Nebraska (10/26/2024)
YARDS PER CATCH	20.3	Northwestern at Maryland (10/11/2024)
FIELD GOAL ATTEMPTS	7	Michigan St. vs Iowa (10/19/2024)
FIELD GOALS MADE	6	Michigan St. vs Iowa (10/19/2024)
LONGEST FIELD GOAL	55	Michigan St. vs Iowa (10/19/2024)



**2024-25 Big Ten Football
Team Highs
In Conference games**

FIELD GOAL PCT	100.0	Michigan vs Michigan St. (10/26/2024)
	100.0	Wisconsin vs Penn St. (10/26/2024)
	100.0	Iowa vs Northwestern (10/26/2024)
	100.0	Minnesota vs Maryland (10/26/2024)
	100.0	Maryland at Minnesota (10/26/2024)
	100.0	Oregon vs Illinois (10/26/2024)
	100.0	Illinois at Oregon (10/26/2024)
	100.0	Indiana vs Washington (10/26/2024)
	100.0	Washington at Indiana (10/26/2024)
	100.0	Nebraska at Ohio St. (10/26/2024)
	100.0	Rutgers at Southern California (10/25/2024)
	100.0	Rutgers vs UCLA (10/19/2024)
	100.0	UCLA vs Minnesota (10/12/2024)
	100.0	Ohio St. at Oregon (10/12/2024)
	100.0	Purdue at Illinois (10/12/2024)
	100.0	Illinois vs Purdue (10/12/2024)
	100.0	Penn St. at Southern California (10/12/2024)
	100.0	Iowa vs Washington (10/12/2024)
	100.0	Northwestern at Maryland (10/11/2024)
	100.0	Minnesota vs Southern California (10/05/2024)
	100.0	Michigan at Washington (10/05/2024)
	100.0	Indiana at Northwestern (10/05/2024)
	100.0	Northwestern vs Indiana (10/05/2024)
	100.0	UCLA at Penn St. (10/05/2024)
	100.0	Penn St. vs UCLA (10/05/2024)
	100.0	Wisconsin vs Purdue (10/05/2024)
	100.0	Purdue at Wisconsin (10/05/2024)
	100.0	Oregon vs Michigan St. (10/04/2024)
	100.0	Michigan St. at Oregon (10/04/2024)
	100.0	Oregon at UCLA (09/28/2024)
	100.0	UCLA vs Oregon (09/28/2024)
	100.0	Ohio St. at Michigan St. (09/28/2024)
	100.0	Southern California vs Wisconsin (09/28/2024)
100.0	Michigan vs Minnesota (09/28/2024)	
100.0	Iowa at Minnesota (09/21/2024)	
100.0	Northwestern at Washington (09/21/2024)	
100.0	Southern California at Michigan (09/21/2024)	
100.0	Illinois at Nebraska (09/20/2024)	
100.0	Michigan St. at Maryland (09/07/2024)	
PAT KICKS ATTEMPTED	8	Indiana vs Nebraska (10/19/2024)
PAT KICKS MADE	8	Indiana vs Nebraska (10/19/2024)



**2024-25 Big Ten Football
Team Highs
In Conference games**

PAT KICKS PCT	100.0	Michigan St. at Michigan (10/26/2024)
	100.0	Michigan vs Michigan St. (10/26/2024)
	100.0	Penn St. at Wisconsin (10/26/2024)
	100.0	Wisconsin vs Penn St. (10/26/2024)
	100.0	Northwestern at Iowa (10/26/2024)
	100.0	Iowa vs Northwestern (10/26/2024)
	100.0	Minnesota vs Maryland (10/26/2024)
	100.0	Maryland at Minnesota (10/26/2024)
	100.0	Oregon vs Illinois (10/26/2024)
	100.0	Indiana vs Washington (10/26/2024)
	100.0	Washington at Indiana (10/26/2024)
	100.0	Ohio St. vs Nebraska (10/26/2024)
	100.0	Southern California vs Rutgers (10/25/2024)
	100.0	Iowa at Michigan St. (10/19/2024)
	100.0	Michigan St. vs Iowa (10/19/2024)
	100.0	Southern California at Maryland (10/19/2024)
	100.0	Maryland vs Southern California (10/19/2024)
	100.0	Illinois vs Michigan (10/19/2024)
	100.0	Michigan at Illinois (10/19/2024)
	100.0	Indiana vs Nebraska (10/19/2024)
	100.0	Nebraska at Indiana (10/19/2024)
	100.0	UCLA at Rutgers (10/19/2024)
	100.0	Rutgers vs UCLA (10/19/2024)
	100.0	Wisconsin at Northwestern (10/19/2024)
	100.0	Oregon at Purdue (10/18/2024)
	100.0	Minnesota at UCLA (10/12/2024)
	100.0	UCLA vs Minnesota (10/12/2024)
	100.0	Ohio St. at Oregon (10/12/2024)
	100.0	Oregon vs Ohio St. (10/12/2024)
	100.0	Purdue at Illinois (10/12/2024)
	100.0	Illinois vs Purdue (10/12/2024)
	100.0	Penn St. at Southern California (10/12/2024)
	100.0	Southern California vs Penn St. (10/12/2024)
	100.0	Rutgers vs Wisconsin (10/12/2024)
	100.0	Wisconsin at Rutgers (10/12/2024)
	100.0	Iowa vs Washington (10/12/2024)
	100.0	Washington at Iowa (10/12/2024)
	100.0	Northwestern at Maryland (10/11/2024)
	100.0	Maryland vs Northwestern (10/11/2024)
	100.0	Southern California at Minnesota (10/05/2024)
	100.0	Minnesota vs Southern California (10/05/2024)
	100.0	Michigan at Washington (10/05/2024)
	100.0	Washington vs Michigan (10/05/2024)
	100.0	Ohio St. vs Iowa (10/05/2024)
	100.0	Iowa at Ohio St. (10/05/2024)
	100.0	Nebraska vs Rutgers (10/05/2024)
	100.0	Rutgers at Nebraska (10/05/2024)
	100.0	Indiana at Northwestern (10/05/2024)
	100.0	Northwestern vs Indiana (10/05/2024)
	100.0	Penn St. vs UCLA (10/05/2024)
100.0	Wisconsin vs Purdue (10/05/2024)	
100.0	Oregon vs Michigan St. (10/04/2024)	
100.0	Michigan St. at Oregon (10/04/2024)	
100.0	UCLA vs Oregon (09/28/2024)	
100.0	Penn St. vs Illinois (09/28/2024)	
100.0	Illinois at Penn St. (09/28/2024)	



**2024-25 Big Ten Football
Team Highs
In Conference games**

2 POINTS PATS MADE	2	Purdue at Illinois (10/12/2024)
PUNTS	9	Rutgers vs Wisconsin (10/12/2024)
LONGEST PUNT	74	Wisconsin at Southern California (09/28/2024)
YARDS PUNTED	377	Rutgers vs Wisconsin (10/12/2024)
PUNTING AVG	57.0	Iowa vs Washington (10/12/2024)
PUNT RETURNS	4 4 4	Iowa vs Northwestern (10/26/2024) Indiana vs Maryland (09/28/2024) Washington vs Northwestern (09/21/2024)
PUNT RETURN YARDS	111	Iowa vs Northwestern (10/26/2024)
PUNT RETURN AVG	41.0	Minnesota at Michigan (09/28/2024)
LONGEST PUNT RETURN	85	Iowa vs Northwestern (10/26/2024)
KICK RETURN	6 6	Iowa at Michigan St. (10/19/2024) Nebraska at Indiana (10/19/2024)
KICK RETURN YARDS	161	Northwestern at Washington (09/21/2024)
KICK RETURN AVERAGE	46.0	Wisconsin at Southern California (09/28/2024)
LONGEST KICK RETURN	96	Northwestern at Washington (09/21/2024)



2024-25 Big Ten Football
Team Highs
In Conference games

KICK RETURN TDS	
	0 Michigan St. at Michigan (10/26/2024)
	0 Michigan vs Michigan St. (10/26/2024)
	0 Penn St. at Wisconsin (10/26/2024)
	0 Wisconsin vs Penn St. (10/26/2024)
	0 Northwestern at Iowa (10/26/2024)
	0 Iowa vs Northwestern (10/26/2024)
	0 Minnesota vs Maryland (10/26/2024)
	0 Maryland at Minnesota (10/26/2024)
	0 Oregon vs Illinois (10/26/2024)
	0 Illinois at Oregon (10/26/2024)
	0 Indiana vs Washington (10/26/2024)
	0 Washington at Indiana (10/26/2024)
	0 Ohio St. vs Nebraska (10/26/2024)
	0 Nebraska at Ohio St. (10/26/2024)
	0 Rutgers at Southern California (10/25/2024)
	0 Southern California vs Rutgers (10/25/2024)
	0 Iowa at Michigan St. (10/19/2024)
	0 Michigan St. vs Iowa (10/19/2024)
	0 Southern California at Maryland (10/19/2024)
	0 Maryland vs Southern California (10/19/2024)
	0 Illinois vs Michigan (10/19/2024)
	0 Michigan at Illinois (10/19/2024)
	0 Indiana vs Nebraska (10/19/2024)
	0 Nebraska at Indiana (10/19/2024)
	0 UCLA at Rutgers (10/19/2024)
	0 Rutgers vs UCLA (10/19/2024)
	0 Wisconsin at Northwestern (10/19/2024)
	0 Northwestern vs Wisconsin (10/19/2024)
	0 Oregon at Purdue (10/18/2024)
	0 Purdue vs Oregon (10/18/2024)
	0 Minnesota at UCLA (10/12/2024)
	0 UCLA vs Minnesota (10/12/2024)
	0 Ohio St. at Oregon (10/12/2024)
	0 Oregon vs Ohio St. (10/12/2024)
	0 Purdue at Illinois (10/12/2024)
	0 Illinois vs Purdue (10/12/2024)
	0 Penn St. at Southern California (10/12/2024)
	0 Southern California vs Penn St. (10/12/2024)
	0 Rutgers vs Wisconsin (10/12/2024)
	0 Wisconsin at Rutgers (10/12/2024)
	0 Iowa vs Washington (10/12/2024)
	0 Washington at Iowa (10/12/2024)
	0 Northwestern at Maryland (10/11/2024)
	0 Maryland vs Northwestern (10/11/2024)
	0 Southern California at Minnesota (10/05/2024)
	0 Minnesota vs Southern California (10/05/2024)
	0 Michigan at Washington (10/05/2024)
	0 Washington vs Michigan (10/05/2024)
	0 Ohio St. vs Iowa (10/05/2024)
	0 Iowa at Ohio St. (10/05/2024)
	0 Nebraska vs Rutgers (10/05/2024)
	0 Rutgers at Nebraska (10/05/2024)
	0 Indiana at Northwestern (10/05/2024)
	0 Northwestern vs Indiana (10/05/2024)
	0 UCLA at Penn St. (10/05/2024)
	0 Penn St. vs UCLA (10/05/2024)



**2024-25 Big Ten Football
Team Highs
In Conference games**

INTERCEPTIONS	3	Indiana vs Nebraska (10/19/2024)
	3	Minnesota at UCLA (10/12/2024)
	3	Southern California vs Penn St. (10/12/2024)
INTERCEPTION RETURN YARDS	96	UCLA vs Oregon (09/28/2024)
INTERCEPTION RETURN AVERAGE	96.0	UCLA vs Oregon (09/28/2024)
LONGEST INTERCEPTION RETURN	96	UCLA vs Oregon (09/28/2024)
INTERCEPTION RETURN TDS	1	Penn St. at Wisconsin (10/26/2024)
	1	Northwestern at Iowa (10/26/2024)
	1	Minnesota vs Maryland (10/26/2024)
	1	Indiana vs Washington (10/26/2024)
	1	UCLA vs Oregon (09/28/2024)
	1	Southern California vs Wisconsin (09/28/2024)
	1	Nebraska at Purdue (09/28/2024)
	1	Michigan vs Southern California (09/21/2024)
FUMBLES LOST	3	Maryland vs Northwestern (10/11/2024)
FUMBLES RECOVERED	3	Northwestern at Maryland (10/11/2024)
SACKED BY OPP	7	Illinois at Penn St. (09/28/2024)
QB SACKS	6	Purdue vs Oregon (10/18/2024)
	6	Illinois at Nebraska (09/20/2024)
TURNOVERS COMMITTED	5	Nebraska at Indiana (10/19/2024)
TURNOVERS CAUSED	5	Indiana vs Nebraska (10/19/2024)
KICKS BLOCKED	2	Nebraska vs Rutgers (10/05/2024)
	2	Nebraska at Purdue (09/28/2024)
FIRST DOWNS	15	Southern California vs Rutgers (10/25/2024)
1ST DOWN RUSHING	14	Oregon vs Illinois (10/26/2024)
	14	Penn St. vs Illinois (09/28/2024)
	14	Iowa at Minnesota (09/21/2024)
1ST DOWN PASSING	21	Penn St. at Southern California (10/12/2024)
1ST DOWN BY PENALTY	8	Nebraska at Purdue (09/28/2024)
PENALTIES	14	Indiana at UCLA (09/14/2024)
PENALTIES YARDS	165	Purdue vs Nebraska (09/28/2024)



**2024-25 Big Ten Football
Opponent Highs
In Conference games**

POINTS	56	Nebraska at Indiana (10/19/2024)
POINTS SCORED KICKING	20	Iowa at Michigan St. (10/19/2024)
TOUCHDOWNS	8	Nebraska at Indiana (10/19/2024)
TOTAL OFFENSE YARDS	589	Purdue at Wisconsin (10/05/2024)
TOTAL OFFENSE PLAYS	89	Southern California vs Rutgers (10/25/2024)
TOTAL OFFENSE YARDS/PLAY	9.2	Illinois vs Purdue (10/12/2024)
RUSHING YARDS	309	Rutgers vs Wisconsin (10/12/2024)
RUSHING ATTEMPTS	52	Washington at Indiana (10/26/2024)
YARDS PER RUSH	7.9	Penn St. at Southern California (10/12/2024)
RUSHING TDS	5 5	Nebraska at Indiana (10/19/2024) Rutgers vs Wisconsin (10/12/2024)
LONGEST RUSH	75 75 75	Michigan St. vs Iowa (10/19/2024) Penn St. at Southern California (10/12/2024) Indiana vs Maryland (09/28/2024)
PASSING YARDS	400	Southern California vs Penn St. (10/12/2024)
PASSING ATTEMPTS	52 52	Northwestern at Maryland (10/11/2024) Michigan vs Southern California (09/21/2024)
PASSING TDS	4 4 4 4 4	Maryland at Minnesota (10/26/2024) Rutgers vs UCLA (10/19/2024) Iowa at Ohio St. (10/05/2024) Nebraska vs Illinois (09/20/2024) UCLA vs Indiana (09/14/2024)
LONGEST PASS	77	Maryland vs Michigan St. (09/07/2024)
PASSES COMPLETED	39	Southern California at Maryland (10/19/2024)
HAD INTERCEPTED	3 3 3	Indiana vs Nebraska (10/19/2024) Minnesota at UCLA (10/12/2024) Southern California vs Penn St. (10/12/2024)
PASS COMPLETION PCT	84.2	Rutgers vs UCLA (10/19/2024)
PASSING YARDS/ATTEMPT	13.8	Nebraska at Ohio St. (10/26/2024)
YARDS PER CATCH	20.3	Maryland vs Northwestern (10/11/2024)
FIELD GOAL ATTEMPTS	7	Iowa at Michigan St. (10/19/2024)
FIELD GOALS MADE	6	Iowa at Michigan St. (10/19/2024)
LONGEST FIELD GOAL	55	Iowa at Michigan St. (10/19/2024)



**2024-25 Big Ten Football
Opponent Highs
In Conference games**

FIELD GOAL PCT	100.0	Michigan St. at Michigan (10/26/2024)
	100.0	Penn St. at Wisconsin (10/26/2024)
	100.0	Northwestern at Iowa (10/26/2024)
	100.0	Maryland at Minnesota (10/26/2024)
	100.0	Minnesota vs Maryland (10/26/2024)
	100.0	Illinois at Oregon (10/26/2024)
	100.0	Oregon vs Illinois (10/26/2024)
	100.0	Washington at Indiana (10/26/2024)
	100.0	Indiana vs Washington (10/26/2024)
	100.0	Ohio St. vs Nebraska (10/26/2024)
	100.0	Southern California vs Rutgers (10/25/2024)
	100.0	UCLA at Rutgers (10/19/2024)
	100.0	Minnesota at UCLA (10/12/2024)
	100.0	Oregon vs Ohio St. (10/12/2024)
	100.0	Illinois vs Purdue (10/12/2024)
	100.0	Purdue at Illinois (10/12/2024)
	100.0	Southern California vs Penn St. (10/12/2024)
	100.0	Washington at Iowa (10/12/2024)
	100.0	Maryland vs Northwestern (10/11/2024)
	100.0	Southern California at Minnesota (10/05/2024)
	100.0	Washington vs Michigan (10/05/2024)
	100.0	Northwestern vs Indiana (10/05/2024)
	100.0	Indiana at Northwestern (10/05/2024)
	100.0	Penn St. vs UCLA (10/05/2024)
	100.0	UCLA at Penn St. (10/05/2024)
	100.0	Purdue at Wisconsin (10/05/2024)
	100.0	Wisconsin vs Purdue (10/05/2024)
	100.0	Michigan St. at Oregon (10/04/2024)
	100.0	Oregon vs Michigan St. (10/04/2024)
	100.0	UCLA vs Oregon (09/28/2024)
	100.0	Oregon at UCLA (09/28/2024)
	100.0	Michigan St. vs Ohio St. (09/28/2024)
	100.0	Wisconsin at Southern California (09/28/2024)
	100.0	Minnesota at Michigan (09/28/2024)
	100.0	Minnesota vs Iowa (09/21/2024)
	100.0	Washington vs Northwestern (09/21/2024)
	100.0	Michigan vs Southern California (09/21/2024)
	100.0	Nebraska vs Illinois (09/20/2024)
	100.0	Maryland vs Michigan St. (09/07/2024)
PAT KICKS ATTEMPTED	8	Nebraska at Indiana (10/19/2024)
PAT KICKS MADE	8	Nebraska at Indiana (10/19/2024)



2024-25 Big Ten Football
Opponent Highs
In Conference games

PAT KICKS PCT	
	100.0 Michigan vs Michigan St. (10/26/2024)
	100.0 Michigan St. at Michigan (10/26/2024)
	100.0 Wisconsin vs Penn St. (10/26/2024)
	100.0 Penn St. at Wisconsin (10/26/2024)
	100.0 Iowa vs Northwestern (10/26/2024)
	100.0 Northwestern at Iowa (10/26/2024)
	100.0 Maryland at Minnesota (10/26/2024)
	100.0 Minnesota vs Maryland (10/26/2024)
	100.0 Illinois at Oregon (10/26/2024)
	100.0 Washington at Indiana (10/26/2024)
	100.0 Indiana vs Washington (10/26/2024)
	100.0 Nebraska at Ohio St. (10/26/2024)
	100.0 Rutgers at Southern California (10/25/2024)
	100.0 Michigan St. vs Iowa (10/19/2024)
	100.0 Iowa at Michigan St. (10/19/2024)
	100.0 Maryland vs Southern California (10/19/2024)
	100.0 Southern California at Maryland (10/19/2024)
	100.0 Michigan at Illinois (10/19/2024)
	100.0 Illinois vs Michigan (10/19/2024)
	100.0 Nebraska at Indiana (10/19/2024)
	100.0 Indiana vs Nebraska (10/19/2024)
	100.0 Rutgers vs UCLA (10/19/2024)
	100.0 UCLA at Rutgers (10/19/2024)
	100.0 Northwestern vs Wisconsin (10/19/2024)
	100.0 Purdue vs Oregon (10/18/2024)
	100.0 UCLA vs Minnesota (10/12/2024)
	100.0 Minnesota at UCLA (10/12/2024)
	100.0 Oregon vs Ohio St. (10/12/2024)
	100.0 Ohio St. at Oregon (10/12/2024)
	100.0 Illinois vs Purdue (10/12/2024)
	100.0 Purdue at Illinois (10/12/2024)
	100.0 Southern California vs Penn St. (10/12/2024)
	100.0 Penn St. at Southern California (10/12/2024)
	100.0 Wisconsin at Rutgers (10/12/2024)
	100.0 Rutgers vs Wisconsin (10/12/2024)
	100.0 Washington at Iowa (10/12/2024)
	100.0 Iowa vs Washington (10/12/2024)
	100.0 Maryland vs Northwestern (10/11/2024)
	100.0 Northwestern at Maryland (10/11/2024)
	100.0 Minnesota vs Southern California (10/05/2024)
	100.0 Southern California at Minnesota (10/05/2024)
	100.0 Washington vs Michigan (10/05/2024)
	100.0 Michigan at Washington (10/05/2024)
	100.0 Iowa at Ohio St. (10/05/2024)
	100.0 Ohio St. vs Iowa (10/05/2024)
	100.0 Rutgers at Nebraska (10/05/2024)
	100.0 Nebraska vs Rutgers (10/05/2024)
	100.0 Northwestern vs Indiana (10/05/2024)
	100.0 Indiana at Northwestern (10/05/2024)
	100.0 UCLA at Penn St. (10/05/2024)
	100.0 Purdue at Wisconsin (10/05/2024)
	100.0 Michigan St. at Oregon (10/04/2024)
	100.0 Oregon vs Michigan St. (10/04/2024)
	100.0 Oregon at UCLA (09/28/2024)
	100.0 Illinois at Penn St. (09/28/2024)
	100.0 Penn St. vs Illinois (09/28/2024)



**2024-25 Big Ten Football
Opponent Highs
In Conference games**

Page 4/6
as of Oct 31, 2024

2 POINTS PATS MADE	2	Illinois vs Purdue (10/12/2024)
PUNTS	9	Wisconsin at Rutgers (10/12/2024)
LONGEST PUNT	74	Southern California vs Wisconsin (09/28/2024)
YARDS PUNTED	377	Wisconsin at Rutgers (10/12/2024)
PUNTING AVG	57.0	Washington at Iowa (10/12/2024)
PUNT RETURNS	4 4 4	Northwestern at Iowa (10/26/2024) Maryland at Indiana (09/28/2024) Northwestern at Washington (09/21/2024)
PUNT RETURN YARDS	111	Northwestern at Iowa (10/26/2024)
PUNT RETURN AVG	41.0	Michigan vs Minnesota (09/28/2024)
LONGEST PUNT RETURN	85	Northwestern at Iowa (10/26/2024)
KICK RETURN	6 6	Michigan St. vs Iowa (10/19/2024) Indiana vs Nebraska (10/19/2024)
KICK RETURN YARDS	161	Washington vs Northwestern (09/21/2024)
KICK RETURN AVERAGE	46.0	Southern California vs Wisconsin (09/28/2024)
LONGEST KICK RETURN	96	Washington vs Northwestern (09/21/2024)



**2024-25 Big Ten Football
Opponent Highs
In Conference games**

KICK RETURN TDS	<ul style="list-style-type: none"> 0 Michigan vs Michigan St. (10/26/2024) 0 Michigan St. at Michigan (10/26/2024) 0 Wisconsin vs Penn St. (10/26/2024) 0 Penn St. at Wisconsin (10/26/2024) 0 Iowa vs Northwestern (10/26/2024) 0 Northwestern at Iowa (10/26/2024) 0 Maryland at Minnesota (10/26/2024) 0 Minnesota vs Maryland (10/26/2024) 0 Illinois at Oregon (10/26/2024) 0 Oregon vs Illinois (10/26/2024) 0 Washington at Indiana (10/26/2024) 0 Indiana vs Washington (10/26/2024) 0 Nebraska at Ohio St. (10/26/2024) 0 Ohio St. vs Nebraska (10/26/2024) 0 Southern California vs Rutgers (10/25/2024) 0 Rutgers at Southern California (10/25/2024) 0 Michigan St. vs Iowa (10/19/2024) 0 Iowa at Michigan St. (10/19/2024) 0 Maryland vs Southern California (10/19/2024) 0 Southern California at Maryland (10/19/2024) 0 Michigan at Illinois (10/19/2024) 0 Illinois vs Michigan (10/19/2024) 0 Nebraska at Indiana (10/19/2024) 0 Indiana vs Nebraska (10/19/2024) 0 Rutgers vs UCLA (10/19/2024) 0 UCLA at Rutgers (10/19/2024) 0 Northwestern vs Wisconsin (10/19/2024) 0 Wisconsin at Northwestern (10/19/2024) 0 Purdue vs Oregon (10/18/2024) 0 Oregon at Purdue (10/18/2024) 0 UCLA vs Minnesota (10/12/2024) 0 Minnesota at UCLA (10/12/2024) 0 Oregon vs Ohio St. (10/12/2024) 0 Ohio St. at Oregon (10/12/2024) 0 Illinois vs Purdue (10/12/2024) 0 Purdue at Illinois (10/12/2024) 0 Southern California vs Penn St. (10/12/2024) 0 Penn St. at Southern California (10/12/2024) 0 Wisconsin at Rutgers (10/12/2024) 0 Rutgers vs Wisconsin (10/12/2024) 0 Washington at Iowa (10/12/2024) 0 Iowa vs Washington (10/12/2024) 0 Maryland vs Northwestern (10/11/2024) 0 Northwestern at Maryland (10/11/2024) 0 Minnesota vs Southern California (10/05/2024) 0 Southern California at Minnesota (10/05/2024) 0 Washington vs Michigan (10/05/2024) 0 Michigan at Washington (10/05/2024) 0 Iowa at Ohio St. (10/05/2024) 0 Ohio St. vs Iowa (10/05/2024) 0 Rutgers at Nebraska (10/05/2024) 0 Nebraska vs Rutgers (10/05/2024) 0 Northwestern vs Indiana (10/05/2024) 0 Indiana at Northwestern (10/05/2024) 0 Penn St. vs UCLA (10/05/2024) 0 UCLA at Penn St. (10/05/2024)
------------------------	--



**2024-25 Big Ten Football
Opponent Highs
In Conference games**

INTERCEPTIONS	3	Nebraska at Indiana (10/19/2024)
	3	UCLA vs Minnesota (10/12/2024)
	3	Penn St. at Southern California (10/12/2024)
INTERCEPTION RETURN YARDS	96	Oregon at UCLA (09/28/2024)
INTERCEPTION RETURN AVERAGE	96.0	Oregon at UCLA (09/28/2024)
LONGEST INTERCEPTION RETURN	96	Oregon at UCLA (09/28/2024)
INTERCEPTION RETURN TDS	1	Wisconsin vs Penn St. (10/26/2024)
	1	Iowa vs Northwestern (10/26/2024)
	1	Maryland at Minnesota (10/26/2024)
	1	Washington at Indiana (10/26/2024)
	1	Oregon at UCLA (09/28/2024)
	1	Wisconsin at Southern California (09/28/2024)
	1	Purdue vs Nebraska (09/28/2024)
	1	Southern California at Michigan (09/21/2024)
FUMBLES LOST	3	Northwestern at Maryland (10/11/2024)
FUMBLES RECOVERED	3	Maryland vs Northwestern (10/11/2024)
SACKED BY OPP	7	Illinois at Penn St. (09/28/2024)
QB SACKS	6	Oregon at Purdue (10/18/2024)
	6	Nebraska vs Illinois (09/20/2024)
TURNOVERS COMMITTED	5	Indiana vs Nebraska (10/19/2024)
TURNOVERS CAUSED	5	Indiana vs Nebraska (10/19/2024)
KICKS BLOCKED	2	Rutgers at Nebraska (10/05/2024)
	2	Purdue vs Nebraska (09/28/2024)
FIRST DOWNS	15	Rutgers at Southern California (10/25/2024)
1ST DOWN RUSHING	14	Illinois at Oregon (10/26/2024)
	14	Illinois at Penn St. (09/28/2024)
	14	Minnesota vs Iowa (09/21/2024)
1ST DOWN PASSING	21	Southern California vs Penn St. (10/12/2024)
1ST DOWN BY PENALTY	8	Purdue vs Nebraska (09/28/2024)
PENALTIES	14	UCLA vs Indiana (09/14/2024)
PENALTIES YARDS	165	Nebraska at Purdue (09/28/2024)



**2024-25 Big Ten Football
Team Lows
In Conference games**

TOTAL OFFENSE YARDS	112	Northwestern at Washington (09/21/2024)
TOTAL OFFENSE YARDS/PLAY	2.1	Northwestern at Washington (09/21/2024)
RUSHING YARDS	34	Illinois at Penn St. (09/28/2024)
RUSHING ATTEMPTS	21	Minnesota vs Iowa (09/21/2024)
	21	Southern California at Michigan (09/21/2024)
YARDS PER RUSH	1.1	Illinois at Penn St. (09/28/2024)
LONGEST RUSH	10	UCLA vs Minnesota (10/12/2024)
	10	Maryland vs Michigan St. (09/07/2024)
PASSING ATTEMPTS	12	Michigan vs Southern California (09/21/2024)
PASSING YARDS	32	Michigan vs Southern California (09/21/2024)
YARDS PER COMPLETION	4.6	Michigan vs Southern California (09/21/2024)
PASSES COMPLETED	7	Michigan vs Southern California (09/21/2024)
PASS COMPLETION PCT	29.6	Northwestern at Washington (09/21/2024)
LONGEST PASS	10	Michigan vs Southern California (09/21/2024)
FIRST DOWNS	0	Michigan at Washington (10/05/2024)
1ST DOWN RUSHING	2	UCLA vs Minnesota (10/12/2024)
1ST DOWN PASSING	0	Michigan vs Southern California (09/21/2024)
1ST DOWN BY PENALTY	0	Michigan St. at Michigan (10/26/2024)
	0	Wisconsin vs Penn St. (10/26/2024)
	0	Oregon vs Illinois (10/26/2024)
	0	Washington at Indiana (10/26/2024)
	0	Northwestern vs Wisconsin (10/19/2024)
	0	Purdue vs Oregon (10/18/2024)
	0	Ohio St. at Oregon (10/12/2024)
	0	Illinois vs Purdue (10/12/2024)
	0	Southern California vs Penn St. (10/12/2024)
	0	Rutgers vs Wisconsin (10/12/2024)
	0	Northwestern at Maryland (10/11/2024)
	0	Ohio St. vs Iowa (10/05/2024)
	0	Iowa at Ohio St. (10/05/2024)
	0	Nebraska vs Rutgers (10/05/2024)
	0	Indiana at Northwestern (10/05/2024)
	0	UCLA at Penn St. (10/05/2024)
	0	Michigan St. vs Ohio St. (09/28/2024)
	0	Purdue vs Nebraska (09/28/2024)
	0	Minnesota vs Iowa (09/21/2024)
	0	Southern California at Michigan (09/21/2024)
	0	Michigan vs Southern California (09/21/2024)
	0	Nebraska vs Illinois (09/20/2024)
PENALTIES	0	Michigan vs Michigan St. (10/26/2024)
PENALTIES YARDS	0	Michigan vs Michigan St. (10/26/2024)



**2024-25 Big Ten Football
Opponent Lows
In Conference games**

TOTAL OFFENSE YARDS	112	Washington vs Northwestern (09/21/2024)
TOTAL OFFENSE YARDS/PLAY	2.1	Washington vs Northwestern (09/21/2024)
RUSHING YARDS	34	Penn St. vs Illinois (09/28/2024)
RUSHING ATTEMPTS	21	Iowa at Minnesota (09/21/2024)
	21	Michigan vs Southern California (09/21/2024)
YARDS PER RUSH	1.1	Penn St. vs Illinois (09/28/2024)
LONGEST RUSH	10	Minnesota at UCLA (10/12/2024)
	10	Michigan St. at Maryland (09/07/2024)
PASSING ATTEMPTS	12	Southern California at Michigan (09/21/2024)
PASSING YARDS	32	Southern California at Michigan (09/21/2024)
YARDS PER COMPLETION	4.6	Southern California at Michigan (09/21/2024)
PASSES COMPLETED	7	Southern California at Michigan (09/21/2024)
PASS COMPLETION PCT	29.6	Washington vs Northwestern (09/21/2024)
LONGEST PASS	10	Southern California at Michigan (09/21/2024)
FIRST DOWNS	0	Washington vs Michigan (10/05/2024)
1ST DOWN RUSHING	2	Minnesota at UCLA (10/12/2024)
1ST DOWN PASSING	0	Southern California at Michigan (09/21/2024)
1ST DOWN BY PENALTY	0	Michigan vs Michigan St. (10/26/2024)
	0	Penn St. at Wisconsin (10/26/2024)
	0	Illinois at Oregon (10/26/2024)
	0	Indiana vs Washington (10/26/2024)
	0	Wisconsin at Northwestern (10/19/2024)
	0	Oregon at Purdue (10/18/2024)
	0	Oregon vs Ohio St. (10/12/2024)
	0	Purdue at Illinois (10/12/2024)
	0	Penn St. at Southern California (10/12/2024)
	0	Wisconsin at Rutgers (10/12/2024)
	0	Maryland vs Northwestern (10/11/2024)
	0	Iowa at Ohio St. (10/05/2024)
	0	Ohio St. vs Iowa (10/05/2024)
	0	Rutgers at Nebraska (10/05/2024)
	0	Northwestern vs Indiana (10/05/2024)
	0	Penn St. vs UCLA (10/05/2024)
	0	Ohio St. at Michigan St. (09/28/2024)
	0	Nebraska at Purdue (09/28/2024)
	0	Iowa at Minnesota (09/21/2024)
	0	Michigan vs Southern California (09/21/2024)
	0	Southern California at Michigan (09/21/2024)
	0	Illinois at Nebraska (09/20/2024)
PENALTIES	0	Michigan St. at Michigan (10/26/2024)
PENALTIES YARDS	0	Michigan St. at Michigan (10/26/2024)



**2024-25 Big Ten Football
Conference Individual Game Highs
In Conference games**

INDIVIDUAL PLAYER GAME HIGHS

Points scored	
20	Jonathan Kim (Michigan St.) vs Iowa (10/19/2024)
18	Kaleb Johnson (Iowa) vs Northwestern (10/26/2024)
18	Woody Marks (Southern California) vs Rutgers (10/25/2024)
18	Kyle Monangai (Rutgers) vs UCLA (10/19/2024)
18	Josh McCray (Illinois) vs Purdue (10/12/2024)
18	Tawee Walker (Wisconsin) at Rutgers (10/12/2024)
18	Kaleb Johnson (Iowa) vs Washington (10/12/2024)
18	Max Brosmer (Minnesota) vs Southern California (10/05/2024)
18	Emeka Egbuka (Ohio St.) vs Iowa (10/05/2024)
18	Tawee Walker (Wisconsin) vs Purdue (10/05/2024)
18	Kaleb Johnson (Iowa) at Minnesota (09/21/2024)
Touchdowns	
3	Kaleb Johnson (Iowa) vs Northwestern (10/26/2024)
3	Woody Marks (Southern California) vs Rutgers (10/25/2024)
3	Kyle Monangai (Rutgers) vs UCLA (10/19/2024)
3	Josh McCray (Illinois) vs Purdue (10/12/2024)
3	Tawee Walker (Wisconsin) at Rutgers (10/12/2024)
3	Kaleb Johnson (Iowa) vs Washington (10/12/2024)
3	Max Brosmer (Minnesota) vs Southern California (10/05/2024)
3	Emeka Egbuka (Ohio St.) vs Iowa (10/05/2024)
3	Tawee Walker (Wisconsin) vs Purdue (10/05/2024)
3	Kaleb Johnson (Iowa) at Minnesota (09/21/2024)
TD responsibility	
5	Ethan Garbers (UCLA) at Rutgers (10/19/2024) [1r,4p]
5	Will Howard (Ohio St.) vs Iowa (10/05/2024) [1r,4p]
Points scored kicking	
20	Jonathan Kim (Michigan St.) vs Iowa (10/19/2024) [6fg,2pat]
Total offense yards	
439	Luke Almyer (Illinois) vs Purdue (10/12/2024) [60r,379p]
431	Ethan Garbers (UCLA) at Rutgers (10/19/2024) [48r,383p]
Total offense plays	
65	Billy Edwards Jr. (Maryland) vs Northwestern (10/11/2024) [14r,51p]
59	Billy Edwards Jr. (Maryland) vs Southern California (10/19/2024) [9r,50p]
Total offense yards/play	
36	Tanner Arkin (Illinois) vs Michigan (10/19/2024) [36-1]
35	Jaheim Merriweather (Purdue) at Wisconsin (10/05/2024) [35-1]
Rushing yards	
206	Kaleb Johnson (Iowa) at Minnesota (09/21/2024)
198	Tawee Walker (Wisconsin) at Rutgers (10/12/2024)
Rushing attempts	
29	Justice Ellison (Indiana) vs Washington (10/26/2024)
25	Darius Taylor (Minnesota) vs Southern California (10/05/2024)
25	Kyle Monangai (Rutgers) vs Washington (09/27/2024)
Yards per rush	
36	Tanner Arkin (Illinois) vs Michigan (10/19/2024) [36-1]
35	Jaheim Merriweather (Purdue) at Wisconsin (10/05/2024) [35-1]
Rushing TDs	
3	Kaleb Johnson (Iowa) vs Northwestern (10/26/2024)
3	Woody Marks (Southern California) vs Rutgers (10/25/2024)
3	Kyle Monangai (Rutgers) vs UCLA (10/19/2024)
3	Tawee Walker (Wisconsin) at Rutgers (10/12/2024)
3	Max Brosmer (Minnesota) vs Southern California (10/05/2024)



**2024-25 Big Ten Football
Conference Individual Game Highs
In Conference games**

3	Tawee Walker (Wisconsin) vs Purdue (10/05/2024)
3	Kaleb Johnson (Iowa) at Minnesota (09/21/2024)
Longest rush	
75	Kaleb Johnson (Iowa) at Michigan St. (10/19/2024)
75	Quinten Joyner (Southern California) vs Penn St. (10/12/2024)
75	Roman Hemby (Maryland) at Indiana (09/28/2024)
Passing yards	
391	Drew Allar (Penn St.) at Southern California (10/12/2024)
383	Ethan Garbers (UCLA) at Rutgers (10/19/2024)
Passing attempts	
51	Billy Edwards Jr. (Maryland) vs Northwestern (10/11/2024)
51	Miller Moss (Southern California) at Michigan (09/21/2024)
Passing TDs	
4	Max Brosmer (Minnesota) vs Maryland (10/26/2024)
4	Ethan Garbers (UCLA) at Rutgers (10/19/2024)
4	Will Howard (Ohio St.) vs Iowa (10/05/2024)
4	Luke Altmyer (Illinois) at Nebraska (09/20/2024)
4	Kurtis Rourke (Indiana) at UCLA (09/14/2024)
Longest pass	
77	Aidan Chiles (Michigan St.) at Maryland (09/07/2024)
70	Miller Moss (Southern California) vs Rutgers (10/25/2024)
Passes completed	
39	Billy Edwards Jr. (Maryland) vs Southern California (10/19/2024)
34	Miller Moss (Southern California) at Maryland (10/19/2024)
Had intercepted	
3	Dylan Raiola (Nebraska) at Indiana (10/19/2024)
3	Ethan Garbers (UCLA) vs Minnesota (10/12/2024)
3	Drew Allar (Penn St.) at Southern California (10/12/2024)
Pass completion pct	
100	Donovan Edwards (Michigan) vs Michigan St. (10/26/2024) [1-1]
100	Austin Novosad (Oregon) vs Illinois (10/26/2024) [2-2]
100	Tyler Warren (Penn St.) at Southern California (10/12/2024) [1-1]
100	Demond Williams Jr. (Washington) vs Michigan (10/05/2024) [2-2]
100	Brendan Sullivan (Iowa) at Ohio St. (10/05/2024) [1-1]
100	Brian Buschini (Nebraska) vs Rutgers (10/05/2024) [1-1]
100	Ryan Browne (Purdue) at Wisconsin (10/05/2024) [1-1]
100	Mabrey Mettauer (Wisconsin) vs Purdue (10/05/2024) [1-1]
100	Tommy Schuster (Michigan St.) at Oregon (10/04/2024) [5-5]
100	Dante Moore (Oregon) vs Michigan St. (10/04/2024) [1-1]
100	Demond Williams Jr. (Washington) at Rutgers (09/27/2024) [1-1]
100	Demond Williams Jr. (Washington) vs Northwestern (09/21/2024) [2-2]
100	Justyn Martin (UCLA) vs Indiana (09/14/2024) [1-1]
Pass yards/attempt	
30	Brian Buschini (Nebraska) vs Rutgers (10/05/2024) [30-1]
23	Donovan Edwards (Michigan) vs Michigan St. (10/26/2024) [23-1]
Pass yards/catch	
30	Brian Buschini (Nebraska) vs Rutgers (10/05/2024) [30-1]
23	Donovan Edwards (Michigan) vs Michigan St. (10/26/2024) [23-1]
Receiving yards	
224	Tyler Warren (Penn St.) at Southern California (10/12/2024)
194	Nick Marsh (Michigan St.) at Maryland (09/07/2024)
Receptions	
17	Tyler Warren (Penn St.) at Southern California (10/12/2024)
11	Dymere Miller (Rutgers) at Southern California (10/25/2024)
11	Tez Johnson (Oregon) at UCLA (09/28/2024)



**2024-25 Big Ten Football
Conference Individual Game Highs
In Conference games**

11	Tai Felton (Maryland) vs Michigan St. (09/07/2024)
Yards per catch	
136	Tyler Warren (Penn St.) at Southern California (10/12/2024) [17-224]
101	Makai Lemon (Southern California) vs Rutgers (10/25/2024) [4-134]
Receiving TDs	
3	Emeka Egbuka (Ohio St.) vs Iowa (10/05/2024)
2	Colston Loveland (Michigan) vs Michigan St. (10/26/2024)
2	Daniel Jackson (Minnesota) vs Maryland (10/26/2024)
2	Elijah Spencer (Minnesota) vs Maryland (10/26/2024)
2	A.J. Henning (Northwestern) vs Indiana (10/05/2024)
2	Trech Kekahuna (Wisconsin) vs Purdue (10/05/2024)
2	Tez Johnson (Oregon) at UCLA (09/28/2024)
2	Ja'Kobi Lane (Southern California) vs Wisconsin (09/28/2024)
2	Denzel Boston (Washington) at Rutgers (09/27/2024)
2	Denzel Boston (Washington) vs Northwestern (09/21/2024)
2	Pat Bryant (Illinois) at Nebraska (09/20/2024)
2	Isaiah Neyor (Nebraska) vs Illinois (09/20/2024)
2	Ke'Shawn Williams (Indiana) at UCLA (09/14/2024)
Longest reception	
77	Nick Marsh (Michigan St.) at Maryland (09/07/2024)
70	Makai Lemon (Southern California) vs Rutgers (10/25/2024)
Field goal attempts	
7	Jonathan Kim (Michigan St.) vs Iowa (10/19/2024)
4	Ryan Barker (Penn St.) at Southern California (10/12/2024)
4	Michael Lantz (Southern California) vs Penn St. (10/12/2024)
4	Drew Stevens (Iowa) vs Washington (10/12/2024)
4	Grady Gross (Washington) vs Michigan (10/05/2024)
4	Grady Gross (Washington) at Rutgers (09/27/2024)
Field goals made	
6	Jonathan Kim (Michigan St.) vs Iowa (10/19/2024)
4	Ryan Barker (Penn St.) at Southern California (10/12/2024)
4	Drew Stevens (Iowa) vs Washington (10/12/2024)
Longest field goal	
55	Jonathan Kim (Michigan St.) vs Iowa (10/19/2024)
54	John Hohl (Nebraska) at Ohio St. (10/26/2024)
54	Michael Lantz (Southern California) at Minnesota (10/05/2024)
54	Mateen Bhaghani (UCLA) vs Oregon (09/28/2024)
Field goal pct	
100	Dominic Zvada (Michigan) vs Michigan St. (10/26/2024) [1-1]
100	Nathaniel Vakos (Wisconsin) vs Penn St. (10/26/2024) [2-2]
100	Drew Stevens (Iowa) vs Northwestern (10/26/2024) [1-1]
100	Dragan Kesich (Minnesota) vs Maryland (10/26/2024) [2-2]
100	Jack Howes (Maryland) at Minnesota (10/26/2024) [1-1]
100	Andrew Boyle (Oregon) vs Illinois (10/26/2024) [1-1]
100	David Olano (Illinois) at Oregon (10/26/2024) [1-1]
100	John Hohl (Nebraska) at Ohio St. (10/26/2024) [3-3]
100	Grady Gross (Washington) at Indiana (10/26/2024) [1-1]
100	Nicolas Radicic (Indiana) vs Washington (10/26/2024) [1-1]
100	Jai Patel (Rutgers) at Southern California (10/25/2024) [2-2]
100	Jai Patel (Rutgers) vs UCLA (10/19/2024) [2-2]
100	Mateen Bhaghani (UCLA) vs Minnesota (10/12/2024) [1-1]
100	Jayden Fielding (Ohio St.) at Oregon (10/12/2024) [1-1]
100	David Olano (Illinois) vs Purdue (10/12/2024) [3-3]
100	Spencer Porath (Purdue) at Illinois (10/12/2024) [2-2]
100	Ryan Barker (Penn St.) at Southern California (10/12/2024) [4-4]
100	Drew Stevens (Iowa) vs Washington (10/12/2024) [4-4]



**2024-25 Big Ten Football
Conference Individual Game Highs
In Conference games**

- 100 Luke Akers (Northwestern) at Maryland (10/11/2024) [3-3]
- 100 Dragan Kesich (Minnesota) vs Southern California (10/05/2024) [1-1]
- 100 Dominic Zvada (Michigan) at Washington (10/05/2024) [1-1]
- 100 Nicolas Radicic (Indiana) at Northwestern (10/05/2024) [2-2]
- 100 Jack Olsen (Northwestern) vs Indiana (10/05/2024) [1-1]
- 100 Mateen Bhaghani (UCLA) at Penn St. (10/05/2024) [1-1]
- 100 Ryan Barker (Penn St.) vs UCLA (10/05/2024) [2-2]
- 100 Nathaniel Vakos (Wisconsin) vs Purdue (10/05/2024) [1-1]
- 100 Spencer Porath (Purdue) at Wisconsin (10/05/2024) [2-2]
- 100 Andrew Boyle (Oregon) vs Michigan St. (10/04/2024) [1-1]
- 100 Jonathan Kim (Michigan St.) at Oregon (10/04/2024) [1-1]
- 100 Mateen Bhaghani (UCLA) vs Oregon (09/28/2024) [2-2]
- 100 Atticus Sappington (Oregon) at UCLA (09/28/2024) [2-2]
- 100 Jayden Fielding (Ohio St.) at Michigan St. (09/28/2024) [1-1]
- 100 Michael Lantz (Southern California) vs Wisconsin (09/28/2024) [1-1]
- 100 Dominic Zvada (Michigan) vs Minnesota (09/28/2024) [2-2]
- 100 Drew Stevens (Iowa) at Minnesota (09/21/2024) [1-1]
- 100 Jack Olsen (Northwestern) at Washington (09/21/2024) [1-1]
- 100 Michael Lantz (Southern California) at Michigan (09/21/2024) [1-1]
- 100 David Olano (Illinois) at Nebraska (09/20/2024) [1-1]
- 100 Jonathan Kim (Michigan St.) at Maryland (09/07/2024) [2-2]

PAT kicks attempted

- 8 Nicolas Radicic (Indiana) vs Nebraska (10/19/2024)

PAT kicks made

- 8 Nicolas Radicic (Indiana) vs Nebraska (10/19/2024)

PAT kicks pct

- 100 Jonathan Kim (Michigan St.) at Michigan (10/26/2024) [2-2]
- 100 Dominic Zvada (Michigan) vs Michigan St. (10/26/2024) [1-1]
- 100 Nathaniel Vakos (Wisconsin) vs Penn St. (10/26/2024) [1-1]
- 100 Ryan Barker (Penn St.) at Wisconsin (10/26/2024) [4-4]
- 100 Luke Akers (Northwestern) at Iowa (10/26/2024) [2-2]
- 100 Drew Stevens (Iowa) vs Northwestern (10/26/2024) [5-5]
- 100 Dragan Kesich (Minnesota) vs Maryland (10/26/2024) [6-6]
- 100 Jack Howes (Maryland) at Minnesota (10/26/2024) [2-2]
- 100 Atticus Sappington (Oregon) vs Illinois (10/26/2024) [4-4]
- 100 Andrew Boyle (Oregon) vs Illinois (10/26/2024) [1-1]
- 100 Nicolas Radicic (Indiana) vs Washington (10/26/2024) [4-4]
- 100 Grady Gross (Washington) at Indiana (10/26/2024) [2-2]
- 100 Jayden Fielding (Ohio St.) vs Nebraska (10/26/2024) [3-3]
- 100 Michael Lantz (Southern California) vs Rutgers (10/25/2024) [6-6]
- 100 Jonathan Kim (Michigan St.) vs Iowa (10/19/2024) [2-2]
- 100 Drew Stevens (Iowa) at Michigan St. (10/19/2024) [2-2]
- 100 Jack Howes (Maryland) vs Southern California (10/19/2024) [3-3]
- 100 Michael Lantz (Southern California) at Maryland (10/19/2024) [4-4]
- 100 Dominic Zvada (Michigan) at Illinois (10/19/2024) [1-1]
- 100 David Olano (Illinois) vs Michigan (10/19/2024) [1-1]
- 100 Nicolas Radicic (Indiana) vs Nebraska (10/19/2024) [8-8]
- 100 John Hohl (Nebraska) at Indiana (10/19/2024) [1-1]
- 100 Jai Patel (Rutgers) vs UCLA (10/19/2024) [2-2]
- 100 Mateen Bhaghani (UCLA) at Rutgers (10/19/2024) [5-5]
- 100 Nathaniel Vakos (Wisconsin) at Northwestern (10/19/2024) [3-3]
- 100 Atticus Sappington (Oregon) at Purdue (10/18/2024) [4-4]
- 100 Andrew Boyle (Oregon) at Purdue (10/18/2024) [1-1]
- 100 Dragan Kesich (Minnesota) at UCLA (10/12/2024) [3-3]
- 100 Mateen Bhaghani (UCLA) vs Minnesota (10/12/2024) [2-2]
- 100 Jayden Fielding (Ohio St.) at Oregon (10/12/2024) [4-4]



2024-25 Big Ten Football
Conference Individual Game Highs
In Conference games

- 100 Andrew Boyle (Oregon) vs Ohio St. (10/12/2024) [1-1]
- 100 Atticus Sappington (Oregon) vs Ohio St. (10/12/2024) [1-1]
- 100 Spencer Porath (Purdue) at Illinois (10/12/2024) [3-3]
- 100 David Olano (Illinois) vs Purdue (10/12/2024) [5-5]
- 100 Michael Lantz (Southern California) vs Penn St. (10/12/2024) [3-3]
- 100 Ryan Barker (Penn St.) at Southern California (10/12/2024) [3-3]
- 100 Jai Patel (Rutgers) vs Wisconsin (10/12/2024) [1-1]
- 100 Nathaniel Vakos (Wisconsin) at Rutgers (10/12/2024) [6-6]
- 100 Drew Stevens (Iowa) vs Washington (10/12/2024) [4-4]
- 100 Grady Gross (Washington) at Iowa (10/12/2024) [1-1]
- 100 Jack Howes (Maryland) vs Northwestern (10/11/2024) [1-1]
- 100 Luke Akers (Northwestern) at Maryland (10/11/2024) [4-4]
- 100 Michael Lantz (Southern California) at Minnesota (10/05/2024) [2-2]
- 100 Dragan Kesich (Minnesota) vs Southern California (10/05/2024) [3-3]
- 100 Dominic Zvada (Michigan) at Washington (10/05/2024) [2-2]
- 100 Grady Gross (Washington) vs Michigan (10/05/2024) [3-3]
- 100 Jayden Fielding (Ohio St.) vs Iowa (10/05/2024) [5-5]
- 100 Drew Stevens (Iowa) at Ohio St. (10/05/2024) [1-1]
- 100 John Hohl (Nebraska) vs Rutgers (10/05/2024) [2-2]
- 100 Jai Patel (Rutgers) at Nebraska (10/05/2024) [1-1]
- 100 Nicolas Radicic (Indiana) at Northwestern (10/05/2024) [5-5]
- 100 Jack Olsen (Northwestern) vs Indiana (10/05/2024) [3-3]
- 100 Ryan Barker (Penn St.) vs UCLA (10/05/2024) [3-3]
- 100 Nathaniel Vakos (Wisconsin) vs Purdue (10/05/2024) [7-7]
- 100 Atticus Sappington (Oregon) vs Michigan St. (10/04/2024) [3-3]
- 100 Andrew Boyle (Oregon) vs Michigan St. (10/04/2024) [1-1]
- 100 Jonathan Kim (Michigan St.) at Oregon (10/04/2024) [1-1]
- 100 Mateen Bhaghani (UCLA) vs Oregon (09/28/2024) [1-1]
- 100 Ryan Barker (Penn St.) vs Illinois (09/28/2024) [1-1]
- 100 Sander Sahaydak (Penn St.) vs Illinois (09/28/2024) [2-2]
- 100 David Olano (Illinois) at Penn St. (09/28/2024) [1-1]
- 100 Jonathan Kim (Michigan St.) vs Ohio St. (09/28/2024) [1-1]
- 100 Jayden Fielding (Ohio St.) at Michigan St. (09/28/2024) [5-5]
- 100 Nathaniel Vakos (Wisconsin) at Southern California (09/28/2024) [3-3]
- 100 Michael Lantz (Southern California) vs Wisconsin (09/28/2024) [5-5]
- 100 Dragan Kesich (Minnesota) at Michigan (09/28/2024) [3-3]
- 100 Nicolas Radicic (Indiana) vs Maryland (09/28/2024) [6-6]
- 100 Jack Howes (Maryland) at Indiana (09/28/2024) [4-4]
- 100 Dominic Zvada (Michigan) vs Minnesota (09/28/2024) [3-3]
- 100 Spencer Porath (Purdue) vs Nebraska (09/28/2024) [1-1]
- 100 John Hohl (Nebraska) at Purdue (09/28/2024) [4-4]
- 100 Jai Patel (Rutgers) vs Washington (09/27/2024) [3-3]
- 100 Grady Gross (Washington) at Rutgers (09/27/2024) [1-1]
- 100 Dragan Kesich (Minnesota) vs Iowa (09/21/2024) [2-2]
- 100 Drew Stevens (Iowa) at Minnesota (09/21/2024) [4-4]
- 100 Grady Gross (Washington) vs Northwestern (09/21/2024) [3-3]
- 100 Michael Lantz (Southern California) at Michigan (09/21/2024) [3-3]
- 100 John Hohl (Nebraska) vs Illinois (09/20/2024) [3-3]
- 100 David Olano (Illinois) at Nebraska (09/20/2024) [4-4]
- 100 Nicolas Radicic (Indiana) at UCLA (09/14/2024) [6-6]
- 100 Mateen Bhaghani (UCLA) vs Indiana (09/14/2024) [1-1]
- 100 Jonathan Kim (Michigan St.) at Maryland (09/07/2024) [3-3]
- 100 Jack Howes (Maryland) vs Michigan St. (09/07/2024) [3-3]

Punts

- 9 Jakob Anderson (Rutgers) vs Wisconsin (10/12/2024)
- 8 Rhys Dakin (Iowa) vs Northwestern (10/26/2024)



**2024-25 Big Ten Football
Conference Individual Game Highs
In Conference games**

8	Keelan Crimmins (Purdue) at Wisconsin (10/05/2024)
8	Tommy Doman (Michigan) vs Southern California (09/21/2024)
Yards punted	
377	Jakob Anderson (Rutgers) vs Wisconsin (10/12/2024) [9-377]
354	Tommy Doman (Michigan) vs Southern California (09/21/2024) [8-354]
Longest punt	
74	Atticus Bertrams (Wisconsin) at Southern California (09/28/2024)
Punting avg	
57	Rhys Dakin (Iowa) vs Washington (10/12/2024) [114-2]
Punt returns	
4	Kaden Wetjen (Iowa) vs Northwestern (10/26/2024)
4	Denzel Boston (Washington) vs Northwestern (09/21/2024)
Punt return yards	
111	Kaden Wetjen (Iowa) vs Northwestern (10/26/2024)
82	Koi Perich (Minnesota) at Michigan (09/28/2024)
Longest punt return	
85	Kaden Wetjen (Iowa) vs Northwestern (10/26/2024)
72	Drew Wagner (Northwestern) at Iowa (10/26/2024)
Punt return avg	
41	Koi Perich (Minnesota) at Michigan (09/28/2024) [82-2]
37	Kaden Wetjen (Iowa) vs Washington (10/12/2024) [37-1]
Kick returns	
5	Kaden Wetjen (Iowa) at Michigan St. (10/19/2024)
Kick return yards	
150	Joseph Himon II (Northwestern) at Washington (09/21/2024)
145	Kaden Wetjen (Iowa) at Michigan St. (10/19/2024)
Kick return avg	
50	Joseph Himon II (Northwestern) at Washington (09/21/2024) [150-3]
46	Vinny Anthony II (Wisconsin) at Southern California (09/28/2024) [92-2]
Longest kick return	
96	Joseph Himon II (Northwestern) at Washington (09/21/2024)
80	Makai Lemon (Southern California) vs Rutgers (10/25/2024)
Kick return TDs	
Combined PR/KR yards	
176	Kaden Wetjen (Iowa) vs Northwestern (10/26/2024) [111pr,65kr]
150	Joseph Himon II (Northwestern) at Washington (09/21/2024) [0pr,150kr]
Interceptions	
2	D'Angelo Ponds (Indiana) vs Washington (10/26/2024)
2	Koi Perich (Minnesota) at UCLA (10/12/2024)
2	Kyndrich Breedlove (Purdue) at Wisconsin (10/05/2024)
Interception return yds	
96	Bryan Addison (UCLA) vs Oregon (09/28/2024)
85	Theran Johnson (Northwestern) at Iowa (10/26/2024)
Interception return avg	
96	Bryan Addison (UCLA) vs Oregon (09/28/2024) [96-1]
85	Theran Johnson (Northwestern) at Iowa (10/26/2024) [85-1]
Longest interception rtn	
96	Bryan Addison (UCLA) vs Oregon (09/28/2024)
85	Theran Johnson (Northwestern) at Iowa (10/26/2024)
All-purpose yards	
256	Makai Lemon (Southern California) vs Rutgers (10/25/2024)
228	Tyler Warren (Penn St.) at Southern California (10/12/2024)
Tackles	
15	Carson Schwesinger (UCLA) at Penn St. (10/05/2024) [6-9]



**2024-25 Big Ten Football
Conference Individual Game Highs
In Conference games**

Sacks	
2.5	Gabe Jacas (Illinois) vs Michigan (10/19/2024) [1-2]
2.5	Jordan Burch (Oregon) vs Michigan St. (10/04/2024) [1-2]

Tackles for loss	
4.5	Carson Schwesinger (UCLA) vs Minnesota (10/12/2024) [4-1]
4	Abdul Carter (Penn St.) vs Illinois (09/28/2024) [3-2]



**2024-25 Big Ten Football
Conference Individual Game Highs
In Conference games**

200-Yard Rushing Performances	
206	Kaleb Johnson (Iowa) at Minnesota (09/21/2024)
100-Yard Rushing Performances	
206	Kaleb Johnson (Iowa) at Minnesota (09/21/2024)
198	Tawee Walker (Wisconsin) at Rutgers (10/12/2024)
166	Kaleb Johnson (Iowa) vs Washington (10/12/2024)
166	Jordan James (Oregon) vs Michigan St. (10/04/2024)
159	Kalel Mullings (Michigan) vs Southern California (09/21/2024)
148	Jonah Coleman (Washington) at Rutgers (09/27/2024)
144	Darius Taylor (Minnesota) vs Southern California (10/05/2024)
134	Woody Marks (Southern California) at Minnesota (10/05/2024)
132	Kyle Monangai (Rutgers) vs Washington (09/27/2024)
126	Tawee Walker (Wisconsin) at Northwestern (10/19/2024)
123	Justice Ellison (Indiana) vs Washington (10/26/2024)
118	Nate Carter (Michigan St.) at Michigan (10/26/2024)
118	Ryan Browne (Purdue) at Illinois (10/12/2024)
117	Roman Hemby (Maryland) at Indiana (09/28/2024)
115	Jordan James (Oregon) vs Ohio St. (10/12/2024)
111	Woody Marks (Southern California) vs Penn St. (10/12/2024)
111	Kalel Mullings (Michigan) vs Minnesota (09/28/2024)
109	Kaleb Johnson (Iowa) vs Northwestern (10/26/2024)
106	Kyle Monangai (Rutgers) vs UCLA (10/19/2024)
105	Justice Ellison (Indiana) vs Nebraska (10/19/2024)
104	Jonah Coleman (Washington) at Indiana (10/26/2024)
103	Jordan James (Oregon) at UCLA (09/28/2024)
102	Devin Mockobee (Purdue) at Illinois (10/12/2024)
102	Kaytron Allen (Penn St.) vs Illinois (09/28/2024)
100	Woody Marks (Southern California) at Michigan (09/21/2024)
Number of 100-Yard Rushing Performances	
3	Kaleb Johnson, Iowa
3	Jordan James, Oregon
3	Woody Marks, Southern California
2	Tawee Walker, Wisconsin
2	Kalel Mullings, Michigan
2	Jonah Coleman, Washington
2	Kyle Monangai, Rutgers
2	Justice Ellison, Indiana
1	Darius Taylor, Minnesota
1	Nate Carter, Michigan St.
1	Ryan Browne, Purdue
1	Roman Hemby, Maryland
1	Devin Mockobee, Purdue
1	Kaytron Allen, Penn St.
500-Yard Passing Performances	
400-Yard Passing Performances	
300-Yard Passing Performances	
391	Drew Allar (Penn St.) at Southern California (10/12/2024)
383	Ethan Garbers (UCLA) at Rutgers (10/19/2024)
380	Kurtis Rourke (Indiana) at Northwestern (10/05/2024)
379	Luke Altmyer (Illinois) vs Purdue (10/12/2024)
373	Billy Edwards Jr. (Maryland) vs Southern California (10/19/2024)
363	Aidan Chiles (Michigan St.) at Maryland (09/07/2024)
359	Braedyn Locke (Wisconsin) vs Purdue (10/05/2024)
359	Kurtis Rourke (Indiana) vs Maryland (09/28/2024)
341	Dillon Gabriel (Oregon) vs Ohio St. (10/12/2024)
336	Miller Moss (Southern California) at Maryland (10/19/2024)



**2024-25 Big Ten Football
Conference Individual Game Highs
In Conference games**

- 326 Will Howard (Ohio St.) at Oregon (10/12/2024)
- 320 Max Brosmer (Minnesota) vs Maryland (10/26/2024)
- 313 Athan Kaliakmanis (Rutgers) at Southern California (10/25/2024)
- 308 Miller Moss (Southern California) vs Rutgers (10/25/2024)
- 308 Miller Moss (Southern California) vs Wisconsin (09/28/2024)
- 307 Kurtis Rourke (Indiana) at UCLA (09/14/2024)
- 306 Will Rogers (Washington) at Rutgers (09/27/2024)

Number of 300-Yard Passing Performances

- 3 Kurtis Rourke, Indiana
- 3 Miller Moss, Southern California
- 1 Drew Allar, Penn St.
- 1 Ethan Garbers, UCLA
- 1 Luke Altmyer, Illinois
- 1 Billy Edwards Jr., Maryland
- 1 Aidan Chiles, Michigan St.
- 1 Braedyn Locke, Wisconsin
- 1 Dillon Gabriel, Oregon
- 1 Will Howard, Ohio St.
- 1 Max Brosmer, Minnesota
- 1 Athan Kaliakmanis, Rutgers
- 1 Will Rogers, Washington

200-Yard Receiving Performances

- 224 Tyler Warren (Penn St.) at Southern California (10/12/2024)

100-Yard Receiving Performances

- 224 Tyler Warren (Penn St.) at Southern California (10/12/2024)
- 194 Nick Marsh (Michigan St.) at Maryland (09/07/2024)
- 152 Tai Felton (Maryland) vs Michigan St. (09/07/2024)
- 149 Evan Stewart (Oregon) vs Ohio St. (10/12/2024)
- 135 Elijah Sarratt (Indiana) at Northwestern (10/05/2024)
- 134 Makai Lemon (Southern California) vs Rutgers (10/25/2024)
- 134 Trech Kekahuna (Wisconsin) vs Purdue (10/05/2024)
- 133 Max Klare (Purdue) at Illinois (10/12/2024)
- 131 Dymere Miller (Rutgers) at Southern California (10/25/2024)
- 128 Bryce Kirtz (Northwestern) vs Indiana (10/05/2024)
- 128 Elijah Sarratt (Indiana) vs Maryland (09/28/2024)
- 125 Denzel Boston (Washington) at Rutgers (09/27/2024)
- 123 Bryce Kirtz (Northwestern) at Maryland (10/11/2024)
- 121 Tez Johnson (Oregon) at UCLA (09/28/2024)
- 121 Denzel Boston (Washington) vs Northwestern (09/21/2024)
- 117 Daniel Jackson (Minnesota) vs Maryland (10/26/2024)
- 114 Keegan Jones (UCLA) at Rutgers (10/19/2024)
- 113 Nick Marsh (Michigan St.) vs Iowa (10/19/2024)
- 112 Daniel Jackson (Minnesota) vs Iowa (09/21/2024)
- 111 Kaden Prather (Maryland) vs Southern California (10/19/2024)
- 107 J.Michael Sturdivant (UCLA) vs Minnesota (10/12/2024)
- 107 Liam Clifford (Penn St.) vs UCLA (10/05/2024)
- 105 Ja'Kobi Lane (Southern California) vs Wisconsin (09/28/2024)
- 104 Tai Felton (Maryland) at Minnesota (10/26/2024)
- 104 Moliki Matavao (UCLA) at Rutgers (10/19/2024)
- 104 Pat Bryant (Illinois) vs Purdue (10/12/2024)
- 102 Tez Johnson (Oregon) vs Illinois (10/26/2024)
- 102 Carnell Tate (Ohio St.) vs Nebraska (10/26/2024)
- 100 Montorie Foster Jr. (Michigan St.) vs Iowa (10/19/2024)
- 100 Jeremiah Smith (Ohio St.) at Oregon (10/12/2024)

Number of 100-Yard Receiving Performances

- 2 Nick Marsh, Michigan St.



**2024-25 Big Ten Football
Conference Individual Game Highs
In Conference games**

- 2 Tai Felton, Maryland
- 2 Elijah Sarratt, Indiana
- 2 Bryce Kirtz, Northwestern
- 2 Denzel Boston, Washington
- 2 Tez Johnson, Oregon
- 2 Daniel Jackson, Minnesota
- 1 Tyler Warren, Penn St.
- 1 Evan Stewart, Oregon
- 1 Makai Lemon, Southern California
- 1 Trech Kekahuna, Wisconsin
- 1 Max Klare, Purdue
- 1 Dymere Miller, Rutgers
- 1 Keegan Jones, UCLA
- 1 Kaden Prather, Maryland
- 1 J.Michael Sturdivant, UCLA
- 1 Liam Clifford, Penn St.
- 1 Ja'Kobi Lane, Southern California
- 1 Moliki Matavao, UCLA
- 1 Pat Bryant, Illinois
- 1 Carnell Tate, Ohio St.
- 1 Montorie Foster Jr., Michigan St.
- 1 Jeremiah Smith, Ohio St.



**2024-25 Big Ten Football
Conference Statistical Ranking Comparison
In Conference games**

Team	Offense				Defense			
	Rushing	Passing	Total Off.	Scoring	Rushing	Passing	Total Def.	Scoring
Illinois	8	12	8	8	17	12	15	13
Indiana	6	4	3	1	3	9	6	5
Iowa	1	18	14	5	9	7	10	6
Maryland	16	2	6	9	5	18	16	18
Michigan	4	17	16	11	8	11	9	7
Michigan St.	11	6	7	13	12	10	12	11
Minnesota	15	8	12	6	13	6	8	9
Nebraska	14	10	13	14	6	8	7	10
Northwestern	17	15	18	17	14	13	14	12
Ohio St.	13	11	10	7	2	3	2	2
Oregon	3	3	2	3	7	5	4	2
Penn St.	10	13	11	10	1	2	1	1
Purdue	12	16	17	18	10	14	13	17
Rutgers	9	14	9	16	16	16	17	14
Southern California	5	1	1	2	18	17	18	15
UCLA	18	9	15	15	4	15	11	16
Washington	7	5	5	11	15	1	3	8
Wisconsin	2	7	4	4	11	4	5	4

Team	Kick ret.	Punt ret.	Interceptions	Sacks	TFL	Turnover Mar.
Illinois	11	6	12	1	10	15
Indiana	18	3	1	4	7	4
Iowa	1	1	9	7	13	1
Maryland	9	9	4	10	2	10
Michigan	13	5	14	2	1	15
Michigan St.	14	18	11	18	11	17
Minnesota	6	4	7	14	13	2
Nebraska	8	15	6	5	4	10
Northwestern	2	2	3	11	9	5
Ohio St.	15	10	8	12	4	6
Oregon	16	14	17	3	3	2
Penn St.	10	16	10	6	4	7
Purdue	12	17	18	9	16	10
Rutgers	17	13	15	12	17	7
Southern California	7	10	2	8	8	7
UCLA	5	10	5	17	11	18
Washington	4	8	13	16	18	10
Wisconsin	3	7	16	15	13	10



2024-25 Big Ten Football Individual Statistics In Conference games

RUSHING (Minimum Games Played Pct. 75%, 10 Rushing Attempts/Game)

#	Player	G	Att.	Yds	Avg.	TD	Lg	Avg/g
1	Johnson, Kaleb - Iowa	5	85	665	7.82	10	75	133.00
2	Walker, Tawee - Wisc	5	100	532	5.32	9	55	106.40
3	James, Jordan - Oregon	5	92	517	5.62	5	41	103.40
4	Marks, Woody - USC	6	104	584	5.62	5	65	97.33
5	Coleman, Jonah - UW	5	77	479	6.22	2	46	95.80
6	Monangai, Kyle - RU	5	100	474	4.74	5	40	94.80
7	Mullings, Kael - Mich	5	87	424	4.87	5	63	84.80
8	Allen, Kaytron - PSU	4	66	322	4.88	4	24	80.50
9	Ellison, Justice - IND	5	74	394	5.32	6	43	78.80
10	Taylor, Darius - MINN	5	79	325	4.11	4	51	65.00

TOTAL OFFENSE (Minimum Games Played Pct. 75%)

#	Player	G	Rush	Pass	Plays	Total	Yds/g
1	Rourke, Kurtis - IND	4	-3	1235	131	1232	308.00
2	Gabriel, Dillon - Oregon	5	71	1457	176	1528	305.60
3	Edwards Jr., Billy - MD	5	15	1412	254	1427	285.40
4	Moss, Miller - USC	6	-22	1655	263	1633	272.17
5	Howard, Will - OSU	4	69	1000	140	1069	267.25
6	Garbers, Ethan - UCLA	4	51	931	146	982	245.50
7	Chiles, Aidan - MSU	5	79	1129	173	1208	241.60
8	Allar, Drew - PSU	4	52	911	122	963	240.75
9	Locke, Braedyn - Wisc	5	18	1156	159	1174	234.80
10	Rogers, Will - UW	5	-33	1197	177	1164	232.80

PASSING AVG/GAME (Minimum Games Played Pct. 75%)

#	Player	G	Comp-att-int	Yds	TD	Avg/g
1	Rourke, Kurtis - IND	4	89-120-3	1235	11	308.75
2	Gabriel, Dillon - Oregon	5	113-158-5	1457	12	291.40
3	Edwards Jr., Billy - MD	5	138-211-5	1412	7	282.40
4	Moss, Miller - USC	6	155-246-6	1655	14	275.83
5	Howard, Will - OSU	4	83-107-3	1000	11	250.00
6	Rogers, Will - UW	5	108-155-4	1197	7	239.40
7	Garbers, Ethan - UCLA	4	83-117-6	931	5	232.75
8	Locke, Braedyn - Wisc	5	89-151-6	1156	6	231.20
9	Brosmer, Max - MINN	5	116-166-3	1149	9	229.80
10	Allar, Drew - PSU	4	76-106-3	911	4	227.75

SCORING (Minimum Games Played Pct. 75%)

#	Player	G	TD	FG	XPT	2XP	Pts	Pts/g
1	Johnson, Kaleb - Iowa	5	11	0	0	0	66	13.20
2	Walker, Tawee - Wisc	5	9	0	0	0	54	10.80
3	Kim, Jonathan - MSU	5	0	10	9	0	39	7.80
4	Radicic, Nicolas - IND	5	0	3	29	0	38	7.60
5	Egbuka, Emeka - OSU	4	5	0	0	0	30	7.50
6	Smith, Jeremiah - OSU	4	5	0	0	0	30	7.50
7	Barker, Ryan - PSU	4	0	6	11	0	29	7.25
8	Boston, Denzel - UW	5	6	0	0	0	36	7.20
9	Ellison, Justice - IND	5	6	0	0	0	36	7.20
10	Johnson, Tez - Oregon	5	6	0	0	0	36	7.20

PASS EFFICIENCY (Minimum Games Played Pct. 75%, 15 Total Passes/Game)

#	Player	G	Comp-att-int	Yds	TD	Eff.
1	Rourke, Kurtis - IND	4	89-120-3	1235	11	185.87
2	Howard, Will - OSU	4	83-107-3	1000	11	184.39
3	Gabriel, Dillon - Oregon	5	113-158-5	1457	12	167.71
4	Chiles, Aidan - MSU	5	86-127-4	1129	6	151.68
5	Allar, Drew - PSU	4	76-106-3	911	4	150.68
6	Browne, Ryan - Purdue	3	28-46-1	396	3	150.36
7	Rogers, Will - UW	5	108-155-4	1197	7	144.29
8	Brosmer, Max - MINN	5	116-166-3	1149	9	142.30
9	Garbers, Ethan - UCLA	4	83-117-6	931	5	141.63
10	Altmyer, Luke - Illini	5	83-139-3	1020	9	138.40

SCORING (TDs) (Minimum Games Played Pct. 75%, 1 Touchdowns)

#	Player	G	Run	Rec	Ret	Pts	Avg/g
1	Johnson, Kaleb - Iowa	5	10	1	0	66	13.20
2	Walker, Tawee - Wisc	5	9	0	0	54	10.80
3	Smith, Jeremiah - OSU	4	1	4	0	30	7.50
4	Egbuka, Emeka - OSU	4	0	5	0	30	7.50
5	Ellison, Justice - IND	5	6	0	0	36	7.20
6	Johnson, Tez - Oregon	5	0	6	0	36	7.20
7	Boston, Denzel - UW	5	0	6	0	36	7.20
8	Mullings, Kael - Mich	5	5	0	0	30	6.00
9	Monangai, Kyle - RU	5	5	0	0	30	6.00
10	Allen, Kaytron - PSU	4	4	0	0	24	6.00

RECEPTIONS/GAME (Minimum Games Played Pct. 75%)

#	Player	G	No.	Yds	TD	Lg	Yds/g	Rec/g
1	Felton, Tai - MD	5	43	455	2	35	91.00	8.60
2	Johnson, Tez - Oregon	5	41	448	6	52	89.60	8.20
3	Jackson, Daniel - MINN	5	39	412	3	28	82.40	7.80
4	Warren, Tyler - PSU	4	31	333	2	34	83.25	7.75
5	Egbuka, Emeka - OSU	4	29	280	5	33	70.00	7.25
6	Prather, Kaden - MD	5	29	322	1	33	64.40	5.80
7	Loveland, Colston - Mich	4	23	224	3	29	56.00	5.75
8	Boston, Denzel - UW	5	27	417	6	51	83.40	5.40
9	Smith, Jeremiah - OSU	4	21	342	4	60	85.50	5.25
10	Taylor, Darius - MINN	5	25	172	1	22	34.40	5.00

SCORING (KICK) (Minimum Games Played Pct. 75%)

#	Player	G	PAT	FG	Pts	Avg/g
1	Kim, Jonathan - MSU	5	9-9	10-12	39	7.80
2	Radicic, Nicolas - IND	5	29-29	3-3	38	7.60
3	Barker, Ryan - PSU	4	11-11	6-6	29	7.25
4	Lantz, Michael - USC	6	23-23	6-9	41	6.83
5	Stevens, Drew - Iowa	5	16-16	6-8	34	6.80
6	Olano, David - Illini	5	11-11	7-9	32	6.40
7	Vakos, Nathaniel - Wisc	5	20-20	3-5	29	5.80
8	Kesich, Dragan - MINN	5	17-17	4-6	29	5.80
9	Fielding, Jayden - OSU	4	17-17	2-3	23	5.75
10	Gross, Grady - UW	5	10-10	6-13	28	5.60



**2024-25 Big Ten Football
Individual Statistics
In Conference games**

RECEIVE YDS/GAME (Minimum Games Played Pct. 75%)

#	Player	G	No.	Yds	TD	Long	Avg/c	Yds/g
1	Felton, Tai - MD	5	43	455	2	35	10.58	91.00
2	Johnson, Tez - Oregon	5	41	448	6	52	10.93	89.60
3	Marsh, Nick - MSU	5	25	437	2	77	17.48	87.40
4	Smith, Jeremiah - OSU	4	21	342	4	60	16.29	85.50
5	Boston, Denzel - UW	5	27	417	6	51	15.44	83.40
6	Warren, Tyler - PSU	4	31	333	2	34	10.74	83.25
7	Jackson, Daniel - MINN	5	39	412	3	28	10.56	82.40
8	Sarratt, Elijah - IND	5	22	394	2	36	17.91	78.80
9	Egbuka, Emeka - OSU	4	29	280	5	33	9.66	70.00
10	Kirtz, Bryce - NU	4	16	276	0	55	17.25	69.00

PUNT RETURN AVG (Minimum Games Played Pct. 75%)

#	Player	G	No.	Yds	TD	Long	Avg.
1	Beatty, Hank - Illini	5	4	84	0	37	21.00
2	Wetjen, Kaden - Iowa	5	9	180	1	85	20.00
3	Kirtz, Bryce - NU	4	2	36	0	23	18.00

KICK RETURN AVG (Minimum Games Played Pct. 75%)

#	Player	G	No.	Yds	TD	Long	Avg.
1	Lemon, Makai - USC	5	3	122	0	80	40.67
2	Anthony II, Vinny - Wisc	5	4	145	0	74	36.25
3	Himon II, Joseph - NU	5	10	268	0	96	26.80

ALL PURPOSE (Minimum Games Played Pct. 75%)

#	Player	G	Rush	Rcv	PR	KR	Yds	Avg/g
1	Marks, Woody - USC	6	584	188	0	0	772	128.67
2	Johnson, Kaleb - Iowa	5	665	84	0	0	749	149.80
3	James, Jordan - Oregon	5	517	48	0	0	565	113.00
4	Wetjen, Kaden - Iowa	5	26	0	180	345	551	110.20
5	Walker, Tawee - Wisc	5	532	13	0	0	545	109.00
6	Coleman, Jonah - UW	5	479	60	0	0	539	107.80
7	Monangai, Kyle - RU	5	474	46	0	0	520	104.00
8	Taylor, Darius - MINN	5	325	172	0	0	497	99.40
9	Felton, Tai - MD	5	4	455	17	0	476	95.20
10	Johnson, Tez - Oregon	5	0	448	27	0	475	95.00

PUNTING (Minimum Games Played Pct. 75%, 3.6 Punts/Game)

#	Player	G	No.	Yds	Lg	120	50+	TB	Avg.
1	Czaplicki, Eddie - USC	6	23	1131	62	11	12	0	49.17
2	McFerson, Bryce - MD	5	20	954	63	8	10	1	47.70
3	Bertrams, Atticus - Wisc	5	23	1094	74	11	8	3	47.57
4	Dakin, Rhys - Iowa	5	24	1125	61	13	8	2	46.88
5	Akers, Luke - NU	5	27	1202	58	10	6	0	44.52
6	Buschini, Brian - Nebr	5	20	873	69	5	6	2	43.65
7	Crimmins, Keelan - Purdue	4	20	864	58	3	3	0	43.20
8	Anderson, Jakob - RU	5	25	1057	61	7	3	3	42.28
9	Crawford, Mark - MINN	5	23	972	56	9	2	0	42.26
10	Doman, Tommy - Mich	5	26	1093	58	9	7	2	42.04

FIELD GOALS (Minimum Games Played Pct. 75%)

#	Player	G	Made	Att.	Long	Pct.	Avg.
1	Kim, Jonathan - MSU	5	10	12	55	83.33	2.00
2	Barker, Ryan - PSU	4	6	6	40	100.00	1.50
3	Olano, David - Illini	5	7	9	49	77.78	1.40
4	Porath, Spencer - Purdue	4	5	7	45	71.43	1.25
5	Stevens, Drew - Iowa	5	6	8	51	75.00	1.20
6	Bhaghani, Mateen - UCLA	5	6	8	54	75.00	1.20
7	Gross, Grady - UW	5	6	13	35	46.15	1.20
8	Lantz, Michael - USC	6	6	9	54	66.67	1.00
9	Sappington, Atticus - Oregon	5	4	5	42	80.00	0.80



2024-25 Big Ten Football
Individual Statistics
In Conference games

FIELD GOAL PCT (Minimum Games Played Pct. 75%)

#	Player	G	Made	Att.	Long	Pct.
1	Radicic, Nicolas - IND	5	3	3	37	100.00
2	Barker, Ryan - PSU	4	6	6	40	100.00
3	Kim, Jonathan - MSU	5	10	12	55	83.33
4	Sappington, Atticus - Oregon	5	4	5	42	80.00
5	Zvada, Dominic - Mich	5	4	5	53	80.00
6	Olano, David - Illini	5	7	9	49	77.78
7	Stevens, Drew - Iowa	5	6	8	51	75.00
8	Bhaghani, Mateen - UCLA	5	6	8	54	75.00
9	Porath, Spencer - Purdue	4	5	7	45	71.43

PAT KICKING PCT (Minimum Games Played Pct. 75%)

#	Player	G	Made	Att.	Pct.
1	Lantz, Michael - USC	6	23	23	100.00
2	Boyle, Andrew - Oregon	4	4	4	100.00
3	Kesich, Dragan - MINN	5	17	17	100.00
4	Akers, Luke - NU	5	6	6	100.00
5	Kim, Jonathan - MSU	5	9	9	100.00
6	Howes, Jack - MD	5	13	13	100.00
7	Fielding, Jayden - OSU	4	17	17	100.00
8	Stevens, Drew - Iowa	5	16	16	100.00
9	Gross, Grady - UW	5	10	10	100.00



**2024-25 Big Ten Football
Individual Statistics
In Conference games**

TACKLES (All positions) (Minimum Games Played Pct. 75%)

#	Player	G	Pos	Solo	Ast	Total	Avg/g
1	Higgins, Jay - Iowa	5	LB	21	38	59	11.80
2	Schwesinger, Carson - UCLA	5	LB	31	22	53	10.60
3	Uihlein, Mac - NU	5	LB	30	16	46	9.20
4	Fisher, Aiden - IND	5	LB	21	25	46	9.20
5	Rosiek, Dylan - Illini	5	LB	19	26	45	9.00
6	Djabome, Dariel - RU	5	LB	19	26	45	9.00
7	Mascarenas-Arnold, Easton - USC	6	LB	32	22	54	9.00
8	Hausmann, Ernest - Mich	5	LB	29	13	42	8.40
9	Lindenberg, Cody - MINN	5	LB	22	20	42	8.40
10	Bruener, Carson - UW	5	LB	18	22	40	8.00
11	Jackson, Nick - Iowa	5	LB	15	24	39	7.80
12	Thieneman, Dillon - Purdue	4	DB	21	9	30	7.50
13	Thomas, Jaheim - Wisc	5	LB	18	18	36	7.20
14	Bailey, Matthew - Illini	5	DB	17	19	36	7.20
15	Jacas, Gabe - Illini	5	LB	17	17	34	6.80
16	Turner, Jordan - MSU	5	LB	16	17	33	6.60
17	Wheatley, Zakee - PSU	4	S	17	9	26	6.50
18	Simon, Cody - OSU	4	LB	14	12	26	6.50
19	Styles, Sonny - OSU	4	LB	12	14	26	6.50
20	Walker, Jailin - IND	5	LB	15	17	32	6.40
21	Barham, Jaishawn - Mich	5	LB	18	14	32	6.40
22	Cobb, Mason - USC	6	LB	16	22	38	6.33
23	Karlaftis, Yanni - Purdue	4	LB	18	7	25	6.25
24	Jenkins, Kydran - Purdue	4	LB	16	9	25	6.25
25	Ponds, D'Angelo - IND	5	CB	22	9	31	6.20
26	Wohler, Hunter - Wisc	5	S	21	10	31	6.20
27	Arnold, Akili - USC	5	S	20	10	30	6.00
28	Hypolite II, Ruben - MD	5	LB	12	18	30	6.00
29	Spencer, Malik - MSU	5	S	20	10	30	6.00
30	Dixon, Flip - RU	5	DB	15	15	30	6.00
31	Igbinosun, Desmond - RU	5	DB	13	16	29	5.80
32	Oladejo, Oluwafemi - UCLA	5	LB	12	17	29	5.80
33	Mueller, Xander - NU	4	LB	12	11	23	5.75
34	Powell, Tyreem - RU	4	LB	11	12	23	5.75
35	Brown, Kerry - MINN	4	DB	12	11	23	5.75
36	King, Kobe - PSU	4	LB	12	11	23	5.75
37	Scott, Miles - Illini	5	DB	19	9	28	5.60
38	Brown, Austin - Wisc	5	S	16	12	28	5.60
39	Singleton, DeShon - Nebr	5	DB	19	9	28	5.60
40	Medrano, Kain - UCLA	5	LB	19	9	28	5.60
41	Coleman, Seth - Illini	5	LB	13	15	28	5.60
42	Smith, Jaylin - USC	5	CB	20	8	28	5.60
43	Asbury II, Shawn - IND	5	DB	11	17	28	5.60
44	Downs, Caleb - OSU	4	DB	15	7	22	5.50
45	Reed, Jaylen - PSU	4	S	16	6	22	5.50
46	Schulte, Quinn - Iowa	5	DB	13	14	27	5.40
47	Tuputala, Alphonzo - UW	5	LB	16	11	27	5.40
48	Gifford, Isaac - Nebr	5	DB	12	15	27	5.40
49	Haladay, Cal - MSU	5	LB	16	11	27	5.40
50	Loyal, Shaquan - RU	5	DB	16	11	27	5.40

SACKS (Minimum Games Played Pct. 75%)

#	Player	G	Pos	Solo	Ast	Total	Avg/g
1	Stewart, Josaiah - Mich	4	DE	4	1	4.5	1.13
2	Jacas, Gabe - Illini	5	LB	5	1	5.5	1.10
3	Uiagalelei, Matayo - Oregon	5	DE	4	1	4.5	0.90
4	Kamara, Mikail - IND	5	DL	4	0	4	0.80
5	Williams, James - Nebr	5	DL	4	0	4	0.80
6	Carter, Abdul - PSU	4	LB	3	0	3	0.75
7	Wyatt, Kellan - MD	4	LB	3	0	3	0.75
8	Graham, Mason - Mich	5	DL	3	1	3.5	0.70
9	Tuimoloau, JT - OSU	4	DL	2	1	2.5	0.63
10	Heldt, Will - Purdue	4	DE	2	1	2.5	0.63
11	Carpenter, James - IND	5	DL	3	0	3	0.60
12	Wheatland, Caleb - MD	5	LB	3	0	3	0.60
13	Ward, Isaiah - UW	5	DE	3	0	3	0.60
14	Joyner, Jah - MINN	5	DL	3	0	3	0.60
15	Sherman, MJ - Nebr	5	LB	2	1	2.5	0.50
16	Guy, T.J. - Mich	5	DE	2	1	2.5	0.50
17	Hamilton, Kyonte - RU	5	DL	2	1	2.5	0.50
18	Edwards, TeRah - Illini	5	DL	2	1	2.5	0.50
19	Moore, Derrick - Mich	4	DE	1	2	2	0.50
20	Hamilton, Ty - OSU	4	DL	2	0	2	0.50

TACKLES FOR LOSS (Minimum Games Played Pct. 75%, 1.25 Total

Tackles For Loss/Game)

#	Player	G	Pos	Solo	Ast	Total	Avg/g
1	Stewart, Josaiah - Mich	4	DE	6	3	7.5	1.88
2	Wyatt, Kellan - MD	4	LB	6	2	7	1.75
3	Carter, Abdul - PSU	4	LB	5	4	7	1.75
4	Uiagalelei, Matayo - Oregon	5	DE	6	1	6.5	1.30
5	Downs, Caleb - OSU	4	DB	5	0	5	1.25



**2024-25 Big Ten Football
Individual Statistics
In Conference games**

FUMBLES FORCED (Minimum Games Played Pct. 75%)

#	Player	G	No.	Avg/g
1	Hancock, Jordan - OSU	4	2	0.50
2	Wyatt, Kellan - MD	4	2	0.50
3	Stewart, Josiah - Mich	4	2	0.50
4	Bassa, Jeffrey - Oregon	5	2	0.40
5	Graves, Aaron - Iowa	5	2	0.40
6	Metz, Greyson - NU	5	2	0.40
7	Jacas, Gabe - Illini	5	2	0.40
8	Ransom, Lathan - OSU	3	1	0.33
9	Green, Nyland - Purdue	3	1	0.33
10	Reed, Jaylen - PSU	4	1	0.25

FUMBLES RECOVERED (Minimum Games Played Pct. 75%)

#	Player	G	No.	Avg/g
1	Kamara, Mikail - IND	5	2	0.40
2	Grant, Kenneth - Mich	5	2	0.40
3	Jackson Jr., Kenyatta - OSU	4	1	0.25
4	Sawyer, Jack - OSU	4	1	0.25
5	Simon, Cody - OSU	4	1	0.25
6	Styles, Sonny - OSU	4	1	0.25
7	Miller, Glendon - MD	4	1	0.25
8	Vilbert, Smith - PSU	4	1	0.25
9	Mueller, Xander - NU	4	1	0.25
10	Hubert, Will - Iowa	4	1	0.25

PASSES DEFENDED (Minimum Games Played Pct. 75%)

#	Player	G	Brup	Int.	Total	Avg/g
1	Breedlove, Kyndrich - Purdue	4	3	3	6	1.50
2	Johnson, Theran - NU	5	6	1	7	1.40
3	Wright, Ceyair - Nebr	5	5	1	6	1.20
4	Ponds, D'Angelo - IND	5	4	2	6	1.20
5	Hill, Jyaire - Mich	5	5	1	6	1.20
6	Schulte, Quinn - Iowa	5	3	2	5	1.00
7	Zachman, Preston - Wisc	5	3	2	5	1.00
8	Loyal, Shaquan - RU	5	4	1	5	1.00
9	Miller, Glendon - MD	4	2	2	4	1.00
10	Green, Nyland - Purdue	3	3	0	3	1.00
11	Joyner, Jah - MINN	5	5	0	5	1.00
12	Ramsey, Kamari - USC	5	5	0	5	1.00
13	Harris, Jermari - Iowa	5	3	1	4	0.80
14	Fourqurean, Nyzier - Wisc	5	4	0	4	0.80
15	Wohler, Hunter - Wisc	5	4	0	4	0.80
16	Brantley, Charles - MSU	5	2	2	4	0.80
17	Addison, Bryan - UCLA	5	2	2	4	0.80
18	Higgins, Jay - Iowa	5	2	2	4	0.80
19	Johnson, Quinten - Mich	5	4	0	4	0.80
20	Reed, Nikko - Oregon	5	4	0	4	0.80

INTERCEPTIONS (Minimum Games Played Pct. 75%)

#	Player	G	No.	Yds	TD	Long	Avg/g
1	Perich, Koi - MINN	5	4	47	0	45	0.80
2	Breedlove, Kyndrich - Purdue	4	3	0	0	0	0.75
3	Reed, Jaylen - PSU	4	2	41	1	22	0.50
4	Miller, Glendon - MD	4	2	28	0	28	0.50
5	Higgins, Jay - Iowa	5	2	10	0	10	0.40
6	Johnson, Tysheem - Oregon	5	2	-6	0	0	0.40
7	Zachman, Preston - Wisc	5	2	8	0	8	0.40
8	Schulte, Quinn - Iowa	5	2	23	0	15	0.40
9	Addison, Bryan - UCLA	5	2	106	1	96	0.40
10	Huskey, Jalen - MD	5	2	37	0	37	0.40



**2024-25 Big Ten Football
Extended Individual Statistics
In Conference games**

TOTAL OFFENSE (Minimum Games Played Pct. 75%)

#	Player	G	Rush	Pass	Plays	Total	Yds/g
1	Rourke, Kurtis - IND	4	-3	1235	131	1232	308.00
2	Gabriel, Dillon - Oregon	5	71	1457	176	1528	305.60
3	Edwards Jr., Billy - MD	5	15	1412	254	1427	285.40
4	Moss, Miller - USC	6	-22	1655	263	1633	272.17
5	Howard, Will - OSU	4	69	1000	140	1069	267.25
6	Garbers, Ethan - UCLA	4	51	931	146	982	245.50
7	Chiles, Aidan - MSU	5	79	1129	173	1208	241.60
8	Allar, Drew - PSU	4	52	911	122	963	240.75
9	Locke, Braedyn - Wisc	5	18	1156	159	1174	234.80
10	Rogers, Will - UW	5	-33	1197	177	1164	232.80

ALL PURPOSE (Minimum Games Played Pct. 75%)

#	Player	G	Rush	Rcv	PR	KR	Yds	Avg/g
1	Marks, Woody - USC	6	584	188	0	0	772	128.67
2	Johnson, Kaleb - Iowa	5	665	84	0	0	749	149.80
3	James, Jordan - Oregon	5	517	48	0	0	565	113.00
4	Wetjen, Kaden - Iowa	5	26	0	180	345	551	110.20
5	Walker, Tawee - Wisc	5	532	13	0	0	545	109.00
6	Coleman, Jonah - UW	5	479	60	0	0	539	107.80
7	Monangai, Kyle - RU	5	474	46	0	0	520	104.00
8	Taylor, Darius - MINN	5	325	172	0	0	497	99.40
9	Felton, Tai - MD	5	4	455	17	0	476	95.20
10	Johnson, Tez - Oregon	5	0	448	27	0	475	95.00

TOTAL OFFENSE AVG/PLAY (Minimum Games Played Pct. 75%)

#	Player	G	Rush	Pass	Plays	Total	Yds/p
1	Arkin, Tanner - Illini	5	36	0	1	36	7.20
2	Buschini, Brian - Nebr	5	0	30	1	30	6.00
3	Smith, Jeremiah - OSU	4	33	0	2	33	4.13
4	Bertrams, Atticus - Wisc	5	15	0	1	15	3.00
5	Johnson, Aziah - MSU	5	15	0	1	15	3.00
6	Barney Jr., Jacory - Nebr	5	73	0	5	73	2.92
7	Glover, Jaron - MSU	5	14	0	1	14	2.80
8	Morrisette, De'Nylon - Purdue	4	11	0	1	11	2.75
9	Merriweather, Jaheim - Purdue	4	40	0	4	40	2.50
10	Egbuka, Emeka - OSU	4	20	0	2	20	2.50

SCORING (Minimum Games Played Pct. 75%)

#	Player	G	TD	FG	XPT	2XP	Pts	Pts/g
1	Johnson, Kaleb - Iowa	5	11	0	0	0	66	13.20
2	Walker, Tawee - Wisc	5	9	0	0	0	54	10.80
3	Kim, Jonathan - MSU	5	0	10	9	0	39	7.80
4	Radicic, Nicolas - IND	5	0	3	29	0	38	7.60
5	Egbuka, Emeka - OSU	4	5	0	0	0	30	7.50
6	Smith, Jeremiah - OSU	4	5	0	0	0	30	7.50
7	Barker, Ryan - PSU	4	0	6	11	0	29	7.25
8	Boston, Denzel - UW	5	6	0	0	0	36	7.20
9	Ellison, Justice - IND	5	6	0	0	0	36	7.20
10	Johnson, Tez - Oregon	5	6	0	0	0	36	7.20

TOTAL OFFENSE PLAYS

#	Player	G	Rush	Pass	Plays	Total	Yds/g
1	Moss, Miller - USC	6	-22	1655	263	1633	272.17
2	Edwards Jr., Billy - MD	5	15	1412	254	1427	285.40
3	Kaliakmanis, Athan - RU	5	66	1004	206	1070	214.00
4	Altmyer, Luke - Illini	5	99	1020	192	1119	223.80
5	Brosmer, Max - MINN	5	-11	1149	191	1138	227.60
6	Raiola, Dylan - Nebr	5	-72	1074	189	1002	200.40
7	Rogers, Will - UW	5	-33	1197	177	1164	232.80
8	Gabriel, Dillon - Oregon	5	71	1457	176	1528	305.60
9	Chiles, Aidan - MSU	5	79	1129	173	1208	241.60
10	Lausch, Jack - NU	5	130	643	169	773	154.60

SCORING (TDs) (Minimum 1 Touchdowns)

#	Player	G	Run	Rec	Ret	Pts	Avg/g
1	Johnson, Kaleb - Iowa	5	10	1	0	66	13.20
2	Walker, Tawee - Wisc	5	9	0	0	54	10.80
3	Smith, Jeremiah - OSU	4	1	4	0	30	7.50
4	Egbuka, Emeka - OSU	4	0	5	0	30	7.50
5	Boston, Denzel - UW	5	0	6	0	36	7.20
6	Johnson, Tez - Oregon	5	0	6	0	36	7.20
7	Ellison, Justice - IND	5	6	0	0	36	7.20
8	Monangai, Kyle - RU	5	5	0	0	30	6.00
9	Mullings, Kael - Mich	5	5	0	0	30	6.00
10	Green, Elijah - IND	2	2	0	0	12	6.00

TOTAL OFFENSE YARDS

#	Player	G	Rush	Pass	Plays	Total	Yds/g
1	Moss, Miller - USC	6	-22	1655	263	1633	272.17
2	Edwards Jr., Billy - MD	5	15	1412	254	1427	285.40
3	Kaliakmanis, Athan - RU	5	66	1004	206	1070	214.00
4	Altmyer, Luke - Illini	5	99	1020	192	1119	223.80
5	Brosmer, Max - MINN	5	-11	1149	191	1138	227.60
6	Raiola, Dylan - Nebr	5	-72	1074	189	1002	200.40
7	Rogers, Will - UW	5	-33	1197	177	1164	232.80
8	Gabriel, Dillon - Oregon	5	71	1457	176	1528	305.60
9	Chiles, Aidan - MSU	5	79	1129	173	1208	241.60
10	Lausch, Jack - NU	5	130	643	169	773	154.60

SCORING (KICK) (Minimum Games Played Pct. 75%)

#	Player	G	PAT	FG	Pts	Avg/g
1	Kim, Jonathan - MSU	5	9-9	10-12	39	7.80
2	Radicic, Nicolas - IND	5	29-29	3-3	38	7.60
3	Barker, Ryan - PSU	4	11-11	6-6	29	7.25
4	Lantz, Michael - USC	6	23-23	6-9	41	6.83
5	Stevens, Drew - Iowa	5	16-16	6-8	34	6.80
6	Olano, David - Illini	5	11-11	7-9	32	6.40
7	Vakos, Nathaniel - Wisc	5	20-20	3-5	29	5.80
8	Kesich, Dragan - MINN	5	17-17	4-6	29	5.80
9	Fielding, Jayden - OSU	4	17-17	2-3	23	5.75
10	Gross, Grady - UW	5	10-10	6-13	28	5.60



**2024-25 Big Ten Football
Extended Individual Statistics
In Conference games**

TOTAL OFFENSE TDS

#	Player	G	Rush	Pass	Total
1	Moss, Miller - USC	6	-22	1655	16
2	Gabriel, Dillon - Oregon	5	71	1457	15
3	Howard, Will - OSU	4	69	1000	14
4	Brosmer, Max - MINN	5	-11	1149	12
5	Altmeyer, Luke - Illini	5	99	1020	11
6	Edwards Jr., Billy - MD	5	15	1412	11
7	Rourke, Kurtis - IND	4	-3	1235	11
8	Johnson, Kaleb - Iowa	5	665	0	10
9	Walker, Tawee - Wisc	5	532	0	9
10	Locke, Braedyn - Wisc	5	18	1156	8

RUSHING (Minimum 10 Rushing Attempts/Game, Games Played Pct. 75%)

#	Player	G	Att.	Yds	Avg.	TD	Lg	Avg/g
1	Johnson, Kaleb - Iowa	5	85	665	7.82	10	75	133.00
2	Walker, Tawee - Wisc	5	100	532	5.32	9	55	106.40
3	James, Jordan - Oregon	5	92	517	5.62	5	41	103.40
4	Marks, Woody - USC	6	104	584	5.62	5	65	97.33
5	Coleman, Jonah - UW	5	77	479	6.22	2	46	95.80
6	Monangai, Kyle - RU	5	100	474	4.74	5	40	94.80
7	Mullings, Kaleb - Mich	5	87	424	4.87	5	63	84.80
8	Allen, Kaytron - PSU	4	66	322	4.88	4	24	80.50
9	Ellison, Justice - IND	5	74	394	5.32	6	43	78.80
10	Taylor, Darius - MINN	5	79	325	4.11	4	51	65.00

YARDS PER RUSH (Minimum 10 Rushing Attempts/Game, Games Played Pct. 75%)

#	Player	G	Att.	Yds	Avg.	TD	Lg	Avg/g
1	Johnson, Kaleb - Iowa	5	85	665	7.82	10	75	133.00
2	Coleman, Jonah - UW	5	77	479	6.22	2	46	95.80
3	James, Jordan - Oregon	5	92	517	5.62	5	41	103.40
4	Marks, Woody - USC	6	104	584	5.62	5	65	97.33
5	Ellison, Justice - IND	5	74	394	5.32	6	43	78.80
6	Walker, Tawee - Wisc	5	100	532	5.32	9	55	106.40
7	Carter, Nate - MSU	5	50	264	5.28	2	34	52.80
8	Mockobee, Devin - Purdue	4	45	234	5.20	1	34	58.50
9	Edwards, Donovan - Mich	5	53	265	5.00	2	41	53.00
10	Allen, Kaytron - PSU	4	66	322	4.88	4	24	80.50

RUSH ATTEMPTS (Minimum 10 Rushing Attempts/Game)

#	Player	G	Att.	Yds	Avg.	TD	Lg	Avg/g
1	Marks, Woody - USC	6	104	584	5.62	5	65	97.33
2	Monangai, Kyle - RU	5	100	474	4.74	5	40	94.80
3	Walker, Tawee - Wisc	5	100	532	5.32	9	55	106.40
4	James, Jordan - Oregon	5	92	517	5.62	5	41	103.40
5	Mullings, Kaleb - Mich	5	87	424	4.87	5	63	84.80
6	Johnson, Kaleb - Iowa	5	85	665	7.82	10	75	133.00
7	Taylor, Darius - MINN	5	79	325	4.11	4	51	65.00
8	Coleman, Jonah - UW	5	77	479	6.22	2	46	95.80
9	Ellison, Justice - IND	5	74	394	5.32	6	43	78.80
10	Allen, Kaytron - PSU	4	66	322	4.88	4	24	80.50

RUSH YARDS (Minimum 10 Rushing Attempts/Game)

#	Player	G	Att.	Yds	Avg.	TD	Lg	Avg/g
1	Johnson, Kaleb - Iowa	5	85	665	7.82	10	75	133.00
2	Marks, Woody - USC	6	104	584	5.62	5	65	97.33
3	Walker, Tawee - Wisc	5	100	532	5.32	9	55	106.40
4	James, Jordan - Oregon	5	92	517	5.62	5	41	103.40
5	Coleman, Jonah - UW	5	77	479	6.22	2	46	95.80
6	Monangai, Kyle - RU	5	100	474	4.74	5	40	94.80
7	Mullings, Kaleb - Mich	5	87	424	4.87	5	63	84.80
8	Ellison, Justice - IND	5	74	394	5.32	6	43	78.80
9	Taylor, Darius - MINN	5	79	325	4.11	4	51	65.00
10	Allen, Kaytron - PSU	4	66	322	4.88	4	24	80.50

RUSHING TDS (Minimum 10 Rushing Attempts/Game)

#	Player	G	Att.	Yds	Avg.	TD	Lg	Avg/g
1	Johnson, Kaleb - Iowa	5	85	665	7.82	10	75	133.00
2	Walker, Tawee - Wisc	5	100	532	5.32	9	55	106.40
3	Ellison, Justice - IND	5	74	394	5.32	6	43	78.80
4	James, Jordan - Oregon	5	92	517	5.62	5	41	103.40
5	Monangai, Kyle - RU	5	100	474	4.74	5	40	94.80
6	Marks, Woody - USC	6	104	584	5.62	5	65	97.33
7	Mullings, Kaleb - Mich	5	87	424	4.87	5	63	84.80
8	Taylor, Darius - MINN	5	79	325	4.11	4	51	65.00
9	Allen, Kaytron - PSU	4	66	322	4.88	4	24	80.50
10	Lawton, Ty Son - IND	5	59	283	4.80	3	29	56.60

PASSING Avg/GAME (Minimum Games Played Pct. 75%)

#	Player	G	Comp-att-int	Yds	TD	Avg/g
1	Rourke, Kurtis - IND	4	89-120-3	1235	11	308.75
2	Gabriel, Dillon - Oregon	5	113-158-5	1457	12	291.40
3	Edwards Jr., Billy - MD	5	138-211-5	1412	7	282.40
4	Moss, Miller - USC	6	155-246-6	1655	14	275.83
5	Howard, Will - OSU	4	83-107-3	1000	11	250.00
6	Rogers, Will - UW	5	108-155-4	1197	7	239.40
7	Garbers, Ethan - UCLA	4	83-117-6	931	5	232.75
8	Locke, Braedyn - Wisc	5	89-151-6	1156	6	231.20
9	Brosmer, Max - MINN	5	116-166-3	1149	9	229.80
10	Allar, Drew - PSU	4	76-106-3	911	4	227.75

PASSING YARDS

#	Player	G	Comp-att-int	Yds	TD	Avg/g
1	Moss, Miller - USC	6	155-246-6	1655	14	275.83
2	Gabriel, Dillon - Oregon	5	113-158-5	1457	12	291.40
3	Edwards Jr., Billy - MD	5	138-211-5	1412	7	282.40
4	Rourke, Kurtis - IND	4	89-120-3	1235	11	308.75
5	Rogers, Will - UW	5	108-155-4	1197	7	239.40
6	Locke, Braedyn - Wisc	5	89-151-6	1156	6	231.20
7	Brosmer, Max - MINN	5	116-166-3	1149	9	229.80
8	Chiles, Aidan - MSU	5	86-127-4	1129	6	225.80
9	Raiola, Dylan - Nebr	5	103-165-6	1074	4	214.80
10	Altmeyer, Luke - Illini	5	83-139-3	1020	9	204.00



**2024-25 Big Ten Football
Extended Individual Statistics
In Conference games**

PASS EFFICIENCY (Minimum 15 Total Passes/Game, Games Played Pct. 75%)

#	Player	G	Comp-att-int	Yds	TD	Eff
1	Rourke, Kurtis - IND	4	89-120-3	1235	11	185.87
2	Howard, Will - OSU	4	83-107-3	1000	11	184.39
3	Gabriel, Dillon - Oregon	5	113-158-5	1457	12	167.71
4	Chiles, Aidan - MSU	5	86-127-4	1129	6	151.68
5	Allar, Drew - PSU	4	76-106-3	911	4	150.68
6	Browne, Ryan - Purdue	3	28-46-1	396	3	150.36
7	Rogers, Will - UW	5	108-155-4	1197	7	144.29
8	Brosmer, Max - MINN	5	116-166-3	1149	9	142.30
9	Garbers, Ethan - UCLA	4	83-117-6	931	5	141.63
10	Altmyer, Luke - Illini	5	83-139-3	1020	9	138.40

PASS YDS/COMP. (Minimum 15 Total Passes/Game, Games Played Pct. 75%)

#	Player	G	Comp-att-int	Yds	TD	Avg/c
1	Browne, Ryan - Purdue	3	28-46-1	396	3	14.14
2	Rourke, Kurtis - IND	4	89-120-3	1235	11	13.88
3	Chiles, Aidan - MSU	5	86-127-4	1129	6	13.13
4	Locke, Braedyn - Wisc	5	89-151-6	1156	6	12.99
5	Gabriel, Dillon - Oregon	5	113-158-5	1457	12	12.89
6	Altmyer, Luke - Illini	5	83-139-3	1020	9	12.29
7	Howard, Will - OSU	4	83-107-3	1000	11	12.05
8	Allar, Drew - PSU	4	76-106-3	911	4	11.99
9	Kaliakmanis, Athan - RU	5	86-170-4	1004	3	11.67
10	Garbers, Ethan - UCLA	4	83-117-6	931	5	11.22

PASS YDS/ATT (Minimum 15 Total Passes/Game, Games Played Pct. 75%)

#	Player	G	Comp-att-int	Yds	TD	Avg/a
1	Rourke, Kurtis - IND	4	89-120-3	1235	11	10.29
2	Howard, Will - OSU	4	83-107-3	1000	11	9.35
3	Gabriel, Dillon - Oregon	5	113-158-5	1457	12	9.22
4	Chiles, Aidan - MSU	5	86-127-4	1129	6	8.89
5	Browne, Ryan - Purdue	3	28-46-1	396	3	8.61
6	Allar, Drew - PSU	4	76-106-3	911	4	8.59
7	Garbers, Ethan - UCLA	4	83-117-6	931	5	7.96
8	Rogers, Will - UW	5	108-155-4	1197	7	7.72
9	Locke, Braedyn - Wisc	5	89-151-6	1156	6	7.66
10	Altmyer, Luke - Illini	5	83-139-3	1020	9	7.34

PASS COMP. PCT (Minimum 15 Total Passes/Game, Games Played Pct. 75%)

#	Player	G	Comp-att-int	Yds	TD	Pct.
1	Howard, Will - OSU	4	83-107-3	1000	11	77.57
2	Rourke, Kurtis - IND	4	89-120-3	1235	11	74.17
3	Allar, Drew - PSU	4	76-106-3	911	4	71.70
4	Gabriel, Dillon - Oregon	5	113-158-5	1457	12	71.52
5	Garbers, Ethan - UCLA	4	83-117-6	931	5	70.94
6	Brosmer, Max - MINN	5	116-166-3	1149	9	69.88
7	Rogers, Will - UW	5	108-155-4	1197	7	69.68
8	Chiles, Aidan - MSU	5	86-127-4	1129	6	67.72
9	Edwards Jr., Billy - MD	5	138-211-5	1412	7	65.40
10	Moss, Miller - USC	6	155-246-6	1655	14	63.01

PASS ATTEMPTS

#	Player	G	Comp-att-int	Yds	TD	Avg/g
1	Moss, Miller - USC	6	155-246-6	1655	14	275.83
2	Edwards Jr., Billy - MD	5	138-211-5	1412	7	282.40
3	Kaliakmanis, Athan - RU	5	86-170-4	1004	3	200.80
4	Brosmer, Max - MINN	5	116-166-3	1149	9	229.80
5	Raiola, Dylan - Nebr	5	103-165-6	1074	4	214.80
6	Gabriel, Dillon - Oregon	5	113-158-5	1457	12	291.40
7	Rogers, Will - UW	5	108-155-4	1197	7	239.40
8	Locke, Braedyn - Wisc	5	89-151-6	1156	6	231.20
9	Altmyer, Luke - Illini	5	83-139-3	1020	9	204.00
10	Chiles, Aidan - MSU	5	86-127-4	1129	6	225.80

PASS COMPLETIONS

#	Player	G	Comp-att-int	Yds	TD	Avg/g
1	Moss, Miller - USC	6	155-246-6	1655	14	275.83
2	Edwards Jr., Billy - MD	5	138-211-5	1412	7	282.40
3	Brosmer, Max - MINN	5	116-166-3	1149	9	229.80
4	Gabriel, Dillon - Oregon	5	113-158-5	1457	12	291.40
5	Rogers, Will - UW	5	108-155-4	1197	7	239.40
6	Raiola, Dylan - Nebr	5	103-165-6	1074	4	214.80
7	Locke, Braedyn - Wisc	5	89-151-6	1156	6	231.20
8	Rourke, Kurtis - IND	4	89-120-3	1235	11	308.75
9	Chiles, Aidan - MSU	5	86-127-4	1129	6	225.80
10	Kaliakmanis, Athan - RU	5	86-170-4	1004	3	200.80

PASSING TDS

#	Player	G	Comp-att-int	Yds	TD	Avg/g
1	Moss, Miller - USC	6	155-246-6	1655	14	275.83
2	Gabriel, Dillon - Oregon	5	113-158-5	1457	12	291.40
3	Howard, Will - OSU	4	83-107-3	1000	11	250.00
4	Rourke, Kurtis - IND	4	89-120-3	1235	11	308.75
5	Brosmer, Max - MINN	5	116-166-3	1149	9	229.80
6	Altmyer, Luke - Illini	5	83-139-3	1020	9	204.00
7	Rogers, Will - UW	5	108-155-4	1197	7	239.40
8	Edwards Jr., Billy - MD	5	138-211-5	1412	7	282.40
9	Chiles, Aidan - MSU	5	86-127-4	1129	6	225.80
10	Locke, Braedyn - Wisc	5	89-151-6	1156	6	231.20

PASS INTERCEPTIONS

#	Player	G	Comp-att-int	Yds	TD	Avg/g
1	Moss, Miller - USC	6	155-246-6	1655	14	275.83
2	Locke, Braedyn - Wisc	5	89-151-6	1156	6	231.20
3	Garbers, Ethan - UCLA	4	83-117-6	931	5	232.75
4	Raiola, Dylan - Nebr	5	103-165-6	1074	4	214.80
5	Edwards Jr., Billy - MD	5	138-211-5	1412	7	282.40
6	Gabriel, Dillon - Oregon	5	113-158-5	1457	12	291.40
7	Rogers, Will - UW	5	108-155-4	1197	7	239.40
8	Lausch, Jack - NU	5	60-126-4	643	2	128.60
9	Kaliakmanis, Athan - RU	5	86-170-4	1004	3	200.80
10	Chiles, Aidan - MSU	5	86-127-4	1129	6	225.80



**2024-25 Big Ten Football
Extended Individual Statistics
In Conference games**

RECEPTIONS/GAME (Minimum Games Played Pct. 75%)

#	Player	G	No.	Yds	TD	Lg	Yds/g	Rec/g
1	Felton, Tai - MD	5	43	455	2	35	91.00	8.60
2	Johnson, Tez - Oregon	5	41	448	6	52	89.60	8.20
3	Jackson, Daniel - MINN	5	39	412	3	28	82.40	7.80
4	Warren, Tyler - PSU	4	31	333	2	34	83.25	7.75
5	Egbuka, Emeka - OSU	4	29	280	5	33	70.00	7.25
6	Prather, Kaden - MD	5	29	322	1	33	64.40	5.80
7	Loveland, Colston - Mich	4	23	224	3	29	56.00	5.75
8	Boston, Denzel - UW	5	27	417	6	51	83.40	5.40
9	Smith, Jeremiah - OSU	4	21	342	4	60	85.50	5.25
10	Taylor, Darius - MINN	5	25	172	1	22	34.40	5.00

RECEPTION TDS

#	Player	G	No.	Yds	TD	Long	Avg/c	Yds/g
1	Johnson, Tez - Oregon	5	41	448	6	52	10.93	89.60
2	Boston, Denzel - UW	5	27	417	6	51	15.44	83.40
3	Egbuka, Emeka - OSU	4	29	280	5	33	9.66	70.00
4	Spencer, Elijah - MINN	5	18	220	4	28	12.22	44.00
5	Robinson, Duce - USC	6	12	175	4	32	14.58	29.17
6	Lane, Ja'Kobi - USC	6	24	255	4	32	10.63	42.50
7	Smith, Jeremiah - OSU	4	21	342	4	60	16.29	85.50
8	Williams, Ke'Shawn - IND	5	10	127	3	52	12.70	25.40
9	Cross, Miles - IND	5	19	213	3	33	11.21	42.60
10	Jackson, Daniel - MINN	5	39	412	3	28	10.56	82.40

RECEIVE YDS/GAME (Minimum Games Played Pct. 75%)

#	Player	G	No.	Yds	TD	Long	Avg/c	Yds/g
1	Felton, Tai - MD	5	43	455	2	35	10.58	91.00
2	Johnson, Tez - Oregon	5	41	448	6	52	10.93	89.60
3	Marsh, Nick - MSU	5	25	437	2	77	17.48	87.40
4	Smith, Jeremiah - OSU	4	21	342	4	60	16.29	85.50
5	Boston, Denzel - UW	5	27	417	6	51	15.44	83.40
6	Warren, Tyler - PSU	4	31	333	2	34	10.74	83.25
7	Jackson, Daniel - MINN	5	39	412	3	28	10.56	82.40
8	Sarratt, Elijah - IND	5	22	394	2	36	17.91	78.80
9	Egbuka, Emeka - OSU	4	29	280	5	33	9.66	70.00
10	Kirtz, Bryce - NU	4	16	276	0	55	17.25	69.00

YARDS PER CATCH (Minimum 2 Receptions/Game, Games Played Pct. 75%)

#	Player	G	No.	Yds	TD	Long	Avg/c	Yds/g
1	Cooper Jr., Omar - IND	5	12	266	3	42	22.17	53.20
2	Tate, Carnell - OSU	3	8	167	1	40	20.88	55.67
3	Anthony II, Vinny - Wisc	5	16	312	2	63	19.50	62.40
4	Duff, KJ - RU	5	10	191	0	59	19.10	38.20
5	Sarratt, Elijah - IND	5	22	394	2	36	17.91	78.80
6	Marsh, Nick - MSU	5	25	437	2	77	17.48	87.40
7	Kekahuna, Trech - Wisc	5	11	191	2	69	17.36	38.20
8	Kirtz, Bryce - NU	4	16	276	0	55	17.25	69.00
9	Stewart, Evan - Oregon	5	17	293	2	69	17.24	58.60
10	Clifford, Liam - PSU	4	11	182	0	57	16.55	45.50

RECEPTIONS

#	Player	G	No.	Yds	TD	Long	Avg/c	Yds/g
1	Felton, Tai - MD	5	43	455	2	35	10.58	91.00
2	Johnson, Tez - Oregon	5	41	448	6	52	10.93	89.60
3	Jackson, Daniel - MINN	5	39	412	3	28	10.56	82.40
4	Warren, Tyler - PSU	4	31	333	2	34	10.74	83.25
5	Egbuka, Emeka - OSU	4	29	280	5	33	9.66	70.00
6	Prather, Kaden - MD	5	29	322	1	33	11.10	64.40
7	Boston, Denzel - UW	5	27	417	6	51	15.44	83.40
8	Marsh, Nick - MSU	5	25	437	2	77	17.48	87.40
9	Taylor, Darius - MINN	5	25	172	1	22	6.88	34.40
10	Jackson, Giles - UW	5	25	227	1	39	9.08	45.40

RECEPTION YARDS

#	Player	G	No.	Yds	TD	Long	Avg/c	Yds/g
1	Felton, Tai - MD	5	43	455	2	35	10.58	91.00
2	Johnson, Tez - Oregon	5	41	448	6	52	10.93	89.60
3	Marsh, Nick - MSU	5	25	437	2	77	17.48	87.40
4	Boston, Denzel - UW	5	27	417	6	51	15.44	83.40
5	Jackson, Daniel - MINN	5	39	412	3	28	10.56	82.40
6	Sarratt, Elijah - IND	5	22	394	2	36	17.91	78.80
7	Smith, Jeremiah - OSU	4	21	342	4	60	16.29	85.50
8	Lemon, Makai - USC	5	21	333	1	70	15.86	66.60
9	Warren, Tyler - PSU	4	31	333	2	34	10.74	83.25
10	Prather, Kaden - MD	5	29	322	1	33	11.10	64.40

PUNTING (Minimum 3.6 Punts/Game, Games Played Pct. 75%)

#	Player	G	No.	Yds	Lg	20+	50+	TB	Avg.
1	Czaplicki, Eddie - USC	6	23	1131	62	11	12	0	49.17
2	McFerson, Bryce - MD	5	20	954	63	8	10	1	47.70
3	Bertrams, Atticus - Wisc	5	23	1094	74	11	8	3	47.57
4	Dakin, Rhys - Iowa	5	24	1125	61	13	8	2	46.88
5	Akers, Luke - NU	5	27	1202	58	10	6	0	44.52
6	Buschini, Brian - Nebr	5	20	873	69	5	6	2	43.65
7	Crimmins, Keelan - Purdue	4	20	864	58	3	3	0	43.20
8	Anderson, Jakob - RU	5	25	1057	61	7	3	3	42.28
9	Crawford, Mark - MINN	5	23	972	56	9	2	0	42.26
10	Doman, Tommy - Mich	5	26	1093	58	9	7	2	42.04

PATS KICKS MADE

#	Player	G	Made	Att.	Pct.
1	Radicic, Nicolas - IND	5	29	29	100.00
2	Lantz, Michael - USC	6	23	23	100.00
3	Vakos, Nathaniel - Wisc	5	20	20	100.00
4	Fielding, Jayden - OSU	4	17	17	100.00
5	Kesich, Dragan - MINN	5	17	17	100.00
6	Stevens, Drew - Iowa	5	16	16	100.00
7	Sappington, Atticus - Oregon	5	14	15	93.33
8	Howes, Jack - MD	5	13	13	100.00
9	Barker, Ryan - PSU	4	11	11	100.00
10	Olano, David - Illini	5	11	11	100.00



2024-25 Big Ten Football Extended Individual Statistics In Conference games

NUMBER OF PUNTS

#	Player	G	No.	Yds	Lg	I20	50+	TB	Avg.
1	Akers, Luke - NU	5	27	1202	58	10	6	0	44.52
2	Doman, Tommy - Mich	5	26	1093	58	9	7	2	42.04
3	Anderson, Jakob - RU	5	25	1057	61	7	3	3	42.28
4	Dakin, Rhys - Iowa	5	24	1125	61	13	8	2	46.88
5	Bertrams, Atticus - Wisc	5	23	1094	74	11	8	3	47.57
6	Czaplicki, Eddie - USC	6	23	1131	62	11	12	0	49.17
7	Crawford, Mark - MINN	5	23	972	56	9	2	0	42.26
8	McFerson, Bryce - MD	5	20	954	63	8	10	1	47.70
9	Buschini, Brian - Nebr	5	20	873	69	5	6	2	43.65
10	Crimmins, Keelan - Purdue	4	20	864	58	3	3	0	43.20

YARDS PUNTED

#	Player	G	No.	Yds	Lg	I20	50+	TB	Avg.
1	Akers, Luke - NU	5	27	1202	58	10	6	0	44.52
2	Czaplicki, Eddie - USC	6	23	1131	62	11	12	0	49.17
3	Dakin, Rhys - Iowa	5	24	1125	61	13	8	2	46.88
4	Bertrams, Atticus - Wisc	5	23	1094	74	11	8	3	47.57
5	Doman, Tommy - Mich	5	26	1093	58	9	7	2	42.04
6	Anderson, Jakob - RU	5	25	1057	61	7	3	3	42.28
7	Crawford, Mark - MINN	5	23	972	56	9	2	0	42.26
8	McFerson, Bryce - MD	5	20	954	63	8	10	1	47.70
9	Buschini, Brian - Nebr	5	20	873	69	5	6	2	43.65
10	Crimmins, Keelan - Purdue	4	20	864	58	3	3	0	43.20

PAT KICKING PCT (Minimum Games Played Pct. 75%)

#	Player	G	Made	Att.	Pct.
1	Lantz, Michael - USC	6	23	23	100.00
2	Boyle, Andrew - Oregon	4	4	4	100.00
3	Kesich, Dragan - MINN	5	17	17	100.00
4	Akers, Luke - NU	5	6	6	100.00
5	Kim, Jonathan - MSU	5	9	9	100.00
6	Howes, Jack - MD	5	13	13	100.00
7	Fielding, Jayden - OSU	4	17	17	100.00
8	Gross, Grady - UW	5	10	10	100.00
9	Vakos, Nathaniel - Wisc	5	20	20	100.00
10	Stevens, Drew - Iowa	5	16	16	100.00

PAT KICKING ATTEMPTS

#	Player	G	Made	Att.	Pct.
1	Radicic, Nicolas - IND	5	29	29	100.00
2	Lantz, Michael - USC	6	23	23	100.00
3	Vakos, Nathaniel - Wisc	5	20	20	100.00
4	Fielding, Jayden - OSU	4	17	17	100.00
5	Kesich, Dragan - MINN	5	17	17	100.00
6	Stevens, Drew - Iowa	5	16	16	100.00
7	Sappington, Atticus - Oregon	5	14	15	93.33
8	Howes, Jack - MD	5	13	13	100.00
9	Olano, David - Illini	5	11	11	100.00
10	Zvada, Dominic - Mich	5	10	11	90.91

PUNT RETURN AVG (Minimum Games Played Pct. 75%)

#	Player	G	No.	Yds	TD	Long	Avg/g
1	Beatty, Hank - Illini	5	4	84	0	37	21.00
2	Wetjen, Kaden - Iowa	5	9	180	1	85	20.00
3	Kirtz, Bryce - NU	4	2	36	0	23	18.00

FIELD GOALS (Minimum Games Played Pct. 75%)

#	Player	G	Made	Att.	Long	Pct.	FG/G.
1	Kim, Jonathan - MSU	5	10	12	55	83.33	2.00
2	Barker, Ryan - PSU	4	6	6	40	100.00	1.50
3	Olano, David - Illini	5	7	9	49	77.78	1.40
4	Porath, Spencer - Purdue	4	5	7	45	71.43	1.25
5	Bhaghani, Mateen - UCLA	5	6	8	54	75.00	1.20
6	Stevens, Drew - Iowa	5	6	8	51	75.00	1.20
7	Gross, Grady - UW	5	6	13	35	46.15	1.20
8	Lantz, Michael - USC	6	6	9	54	66.67	1.00
9	Sappington, Atticus - Oregon	5	4	5	42	80.00	0.80
10	Patel, Jai - RU	5	4	6	49	66.67	0.80

FIELD GOAL PCT (Minimum Games Played Pct. 75%)

#	Player	G	Made	Att.	Long	Pct.
1	Radicic, Nicolas - IND	5	3	3	37	100.00
2	Barker, Ryan - PSU	4	6	6	40	100.00
3	Kim, Jonathan - MSU	5	10	12	55	83.33
4	Sappington, Atticus - Oregon	5	4	5	42	80.00
5	Zvada, Dominic - Mich	5	4	5	53	80.00
6	Olano, David - Illini	5	7	9	49	77.78
7	Bhaghani, Mateen - UCLA	5	6	8	54	75.00
8	Stevens, Drew - Iowa	5	6	8	51	75.00
9	Porath, Spencer - Purdue	4	5	7	45	71.43
10	Patel, Jai - RU	5	4	6	49	66.67

FIELD GOALS ATTEMPTED

#	Player	G	Made	Att.	Long	Pct.
1	Gross, Grady - UW	5	6	13	35	46.15
2	Kim, Jonathan - MSU	5	10	12	55	83.33
3	Olano, David - Illini	5	7	9	49	77.78
4	Lantz, Michael - USC	6	6	9	54	66.67
5	Bhaghani, Mateen - UCLA	5	6	8	54	75.00
6	Stevens, Drew - Iowa	5	6	8	51	75.00
7	Hohl, John - Nebr	5	4	8	54	50.00
8	Akers, Luke - NU	5	4	7	43	57.14
9	Porath, Spencer - Purdue	4	5	7	45	71.43
10	Kesich, Dragan - MINN	5	4	6	40	66.67

FIELD GOALS MADE

#	Player	G	Made	Att.	Long	Pct.
1	Kim, Jonathan - MSU	5	10	12	55	83.33
2	Olano, David - Illini	5	7	9	49	77.78
3	Bhaghani, Mateen - UCLA	5	6	8	54	75.00
4	Stevens, Drew - Iowa	5	6	8	51	75.00
5	Lantz, Michael - USC	6	6	9	54	66.67
6	Barker, Ryan - PSU	4	6	6	40	100.00
7	Gross, Grady - UW	5	6	13	35	46.15
8	Porath, Spencer - Purdue	4	5	7	45	71.43
9	Sappington, Atticus - Oregon	5	4	5	42	80.00
10	Akers, Luke - NU	5	4	7	43	57.14

KICK RETURN AVG (Minimum Games Played Pct. 75%)

#	Player	G	No.	Yds	TD	Long	Avg/g
1	Lemon, Makai - USC	5	3	122	0	80	40.67
2	Anthony II, Vinny - Wisc	5	4	145	0	74	36.25
3	Himon II, Joseph - NU	5	10	268	0	96	26.80



**2024-25 Big Ten Football
Extended Individual Statistics
In Conference games**

PUNT RETURNS (Minimum 1.2 Punt Returns/Game)

#	Player	G	No.	Yds	TD	Long	Avg/g
1	Wetjen, Kaden - Iowa	5	9	180	1	85	20.00
2	Perich, Koi - MINN	5	9	120	0	60	13.33
3	Price, Myles - IND	5	9	137	0	65	15.22
4	Tracy, Zion - PSU	4	6	14	0	9	2.33
5	Boston, Denzel - UW	5	6	48	0	25	8.00
6	Morgan, Semaj - Mich	4	5	60	0	19	12.00
7	Henry, Tyrell - Wisc	2	3	17	0	9	5.67

PUNT RETURN YARDS

#	Player	G	No.	Yds	TD	Long	Avg/g
1	Wetjen, Kaden - Iowa	5	9	180	1	85	20.00
2	Price, Myles - IND	5	9	137	0	65	15.22
3	Perich, Koi - MINN	5	9	120	0	60	13.33
4	Beatty, Hank - Illini	5	4	84	0	37	21.00
5	Wagner, Drew - NU	3	2	71	1	72	35.50
6	Morgan, Semaj - Mich	4	5	60	0	19	12.00
7	Boston, Denzel - UW	5	6	48	0	25	8.00
8	Wohler, Hunter - Wisc	5	5	41	0	15	8.20
9	Henning, A.J. - NU	5	3	39	0	19	13.00
10	Kirtz, Bryce - NU	4	2	36	0	23	18.00

PUNT RETURN TDS

#	Player	G	No.	Yds	TD	Long	Avg/g
1	Wagner, Drew - NU	3	2	71	1	72	35.50
2	Wetjen, Kaden - Iowa	5	9	180	1	85	20.00

INTERCEPTIONS (Minimum Games Played Pct. 75%)

#	Player	G	No.	Yds	TD	Long	Avg/g
1	Perich, Koi - MINN	5	4	47	0	45	0.80
2	Breedlove, Kyndrich - Purdue	4	3	0	0	0	0.75
3	Reed, Jaylen - PSU	4	2	41	1	22	0.50
4	Miller, Glendon - MD	4	2	28	0	28	0.50
5	Higgins, Jay - Iowa	5	2	10	0	10	0.40
6	Johnson, Tysheem - Oregon	5	2	-6	0	0	0.40
7	Zachman, Preston - Wisc	5	2	8	0	8	0.40
8	Schulte, Quinn - Iowa	5	2	23	0	15	0.40
9	Addison, Bryan - UCLA	5	2	106	1	96	0.40
10	Huskey, Jalen - MD	5	2	37	0	37	0.40

INTERCEPTION RET YARDS

#	Player	G	No.	Yds	TD	Long	Yds/i
1	Addison, Bryan - UCLA	5	2	106	1	96	53.00
2	Johnson, Theran - NU	5	1	85	1	85	85.00
3	Asbury II, Shawn - IND	5	1	78	0	78	78.00
4	Ponds, D'Angelo - IND	5	2	67	1	67	33.50
5	Hartzog Jr., Malcolm - Nebr	5	2	60	0	34	30.00
6	Cobb, Mason - USC	6	1	55	1	55	55.00
7	Scruggs, Lavain - MD	5	1	51	0	51	51.00
8	Perich, Koi - MINN	5	4	47	0	45	11.75
9	Igbinosun, Davison - OSU	4	1	45	0	45	45.00
10	Johnson, Will - Mich	3	1	42	1	42	42.00

KICK RETURNS (Minimum 1.2 Total Kick Returns/Game)

#	Player	G	No.	Yds	TD	Long	Avg/g
1	Wetjen, Kaden - Iowa	5	14	345	0	39	24.64
2	Himon II, Joseph - NU	5	10	268	0	96	26.80
3	Jones, Keegan - UCLA	5	9	170	0	24	18.89
4	Reynolds, Keith - UW	5	8	176	0	29	22.00
5	Perich, Koi - MINN	5	8	145	0	21	18.13
6	Jackson, Elijah - Purdue	3	4	51	0	16	12.75
7	Singleton, Nicholas - PSU	3	4	75	0	22	18.75

KICK RETURN YARDS

#	Player	G	No.	Yds	TD	Long	Avg/g
1	Wetjen, Kaden - Iowa	5	14	345	0	39	24.64
2	Himon II, Joseph - NU	5	10	268	0	96	26.80
3	Reynolds, Keith - UW	5	8	176	0	29	22.00
4	Jones, Keegan - UCLA	5	9	170	0	24	18.89
5	Perich, Koi - MINN	5	8	145	0	21	18.13
6	Anthony II, Vinny - Wisc	5	4	145	0	74	36.25
7	Lemon, Makai - USC	5	3	122	0	80	40.67
8	Wilcher, Kenari - Illini	5	5	95	0	27	19.00
9	Singleton, Nicholas - PSU	3	4	75	0	22	18.75
10	Harris, Keshawn - Mich	5	3	55	0	20	18.33

KICK RETURN TDS

#	Player	G	No.	Yds	TD	Long	Avg/g
---	--------	---	-----	-----	----	------	-------

INTERCEPTION RETURNS

#	Player	G	No.	Yds	TD	Long	Yds/i
1	Perich, Koi - MINN	5	4	47	0	45	11.75
2	Breedlove, Kyndrich - Purdue	4	3	0	0	0	0.00
3	Johnson, Tysheem - Oregon	5	2	-6	0	0	-3.00
4	Higgins, Jay - Iowa	5	2	10	0	10	5.00
5	Reed, Jaylen - PSU	4	2	41	1	22	20.50
6	Brantley, Charles - MSU	5	2	1	0	1	0.50
7	Schulte, Quinn - Iowa	5	2	23	0	15	11.50
8	Addison, Bryan - UCLA	5	2	106	1	96	53.00
9	Zachman, Preston - Wisc	5	2	8	0	8	4.00
10	Huskey, Jalen - MD	5	2	37	0	37	18.50

INTERCEPTION RETURN TDS

#	Player	G	No.	Yds	TD	Long	Yds/i
1	Cobb, Mason - USC	6	1	55	1	55	55.00
2	Reed, Jaylen - PSU	4	2	41	1	22	20.50
3	Walley, Justin - MINN	3	1	32	1	32	32.00
4	Bullock, John - Nebr	5	1	35	1	35	35.00
5	Johnson, Theran - NU	5	1	85	1	85	85.00
6	Johnson, Will - Mich	3	1	42	1	42	42.00
7	Ponds, D'Angelo - IND	5	2	67	1	67	33.50
8	Addison, Bryan - UCLA	5	2	106	1	96	53.00



**2024-25 Big Ten Football
Extended Individual Statistics
In Conference games**

TACKLES (All positions) (Minimum Games Played Pct. 75%)

#	Player	G	Pos	Solo	Ast	Total	Avg/g
1	Higgins, Jay - Iowa	5	LB	21	38	59	11.80
2	Schwesinger, Carson - UCLA	5	LB	31	22	53	10.60
3	Uihlein, Mac - NU	5	LB	30	16	46	9.20
4	Fisher, Aiden - IND	5	LB	21	25	46	9.20
5	Rosiek, Dylan - Illini	5	LB	19	26	45	9.00
6	Djabome, Dariel - RU	5	LB	19	26	45	9.00
7	Mascarenas-Arnold, Easton - USC	6	LB	32	22	54	9.00
8	Hausmann, Ernest - Mich	5	LB	29	13	42	8.40
9	Lindenberg, Cody - MINN	5	LB	22	20	42	8.40
10	Bruener, Carson - UW	5	LB	18	22	40	8.00
11	Jackson, Nick - Iowa	5	LB	15	24	39	7.80
12	Thieneman, Dillon - Purdue	4	DB	21	9	30	7.50
13	Thomas, Jaheim - Wisc	5	LB	18	18	36	7.20
14	Bailey, Matthew - Illini	5	DB	17	19	36	7.20
15	Jacas, Gabe - Illini	5	LB	17	17	34	6.80
16	Turner, Jordan - MSU	5	LB	16	17	33	6.60
17	Wheatley, Zakee - PSU	4	S	17	9	26	6.50
18	Simon, Cody - OSU	4	LB	14	12	26	6.50
19	Styles, Sonny - OSU	4	LB	12	14	26	6.50
20	Walker, Jailin - IND	5	LB	15	17	32	6.40
21	Barham, Jaishawn - Mich	5	LB	18	14	32	6.40
22	Cobb, Mason - USC	6	LB	16	22	38	6.33
23	Karlaftis, Yanni - Purdue	4	LB	18	7	25	6.25
24	Jenkins, Kydran - Purdue	4	LB	16	9	25	6.25
25	Ponds, D'Angelo - IND	5	CB	22	9	31	6.20
26	Wohler, Hunter - Wisc	5	S	21	10	31	6.20
27	Arnold, Akili - USC	5	S	20	10	30	6.00
28	Hyppolite II, Ruben - MD	5	LB	12	18	30	6.00
29	Spencer, Malik - MSU	5	S	20	10	30	6.00
30	Dixon, Flip - RU	5	DB	15	15	30	6.00
31	Igbinosun, Desmond - RU	5	DB	13	16	29	5.80
32	Oladejo, Oluwafemi - UCLA	5	LB	12	17	29	5.80
33	Mueller, Xander - NU	4	LB	12	11	23	5.75
34	Powell, Tyreem - RU	4	LB	11	12	23	5.75
35	Brown, Kerry - MINN	4	DB	12	11	23	5.75
36	King, Kobe - PSU	4	LB	12	11	23	5.75
37	Scott, Miles - Illini	5	DB	19	9	28	5.60
38	Brown, Austin - Wisc	5	S	16	12	28	5.60
39	Singleton, DeShon - Nebr	5	DB	19	9	28	5.60
40	Medrano, Kain - UCLA	5	LB	19	9	28	5.60
41	Coleman, Seth - Illini	5	LB	13	15	28	5.60
42	Smith, Jaylin - USC	5	CB	20	8	28	5.60
43	Asbury II, Shawn - IND	5	DB	11	17	28	5.60
44	Downs, Caleb - OSU	4	DB	15	7	22	5.50
45	Reed, Jaylen - PSU	4	S	16	6	22	5.50
46	Schulte, Quinn - Iowa	5	DB	13	14	27	5.40
47	Tuputala, Alphonzo - UW	5	LB	16	11	27	5.40
48	Gifford, Isaac - Nebr	5	DB	12	15	27	5.40
49	Haladay, Cal - MSU	5	LB	16	11	27	5.40
50	Loyal, Shaquan - RU	5	DB	16	11	27	5.40

SACKS (Minimum Games Played Pct. 75%)

#	Player	G	Pos	Solo	Ast	Total	Avg/g
1	Stewart, Josaiah - Mich	4	DE	4	1	4.5	1.13
2	Jacas, Gabe - Illini	5	LB	5	1	5.5	1.10
3	Uiagalelei, Matayo - Oregon	5	DE	4	1	4.5	0.90
4	Williams, James - Nebr	5	DL	4	0	4	0.80
5	Kamara, Mikail - IND	5	DL	4	0	4	0.80
6	Wyatt, Kellan - MD	4	LB	3	0	3	0.75
7	Carter, Abdul - PSU	4	LB	3	0	3	0.75
8	Graham, Mason - Mich	5	DL	3	1	3.5	0.70
9	Heldt, Will - Purdue	4	DE	2	1	2.5	0.63
10	Tuimoloau, JT - OSU	4	DL	2	1	2.5	0.63

TACKLES FOR LOSS (Minimum 1.25 Total Tackles For Loss/Game, Games Played Pct. 75%)

#	Player	G	Pos	Solo	Ast	Total	Avg/g
1	Stewart, Josaiah - Mich	4	DE	6	3	7.5	1.88
2	Wyatt, Kellan - MD	4	LB	6	2	7	1.75
3	Carter, Abdul - PSU	4	LB	5	4	7	1.75
4	Uiagalelei, Matayo - Oregon	5	DE	6	1	6.5	1.30
5	Downs, Caleb - OSU	4	DB	5	0	5	1.25

FUMBLES FORCED (Minimum Games Played Pct. 75%)

#	Player	G	No.	Avg/g
1	Hancock, Jordan - OSU	4	2	0.50
2	Wyatt, Kellan - MD	4	2	0.50
3	Stewart, Josaiah - Mich	4	2	0.50
4	Bassa, Jeffrey - Oregon	5	2	0.40
5	Graves, Aaron - Iowa	5	2	0.40
6	Metz, Greyson - NU	5	2	0.40
7	Jacas, Gabe - Illini	5	2	0.40
8	Ransom, Lathan - OSU	3	1	0.33
9	Green, Nyland - Purdue	3	1	0.33
10	Reed, Jaylen - PSU	4	1	0.25

FUMBLES RECOVERED (Minimum Games Played Pct. 75%)

#	Player	G	No.	Avg/g
1	Kamara, Mikail - IND	5	2	0.40
2	Grant, Kenneth - Mich	5	2	0.40
3	Jackson Jr., Kenyatta - OSU	4	1	0.25
4	Sawyer, Jack - OSU	4	1	0.25
5	Simon, Cody - OSU	4	1	0.25
6	Styles, Sonny - OSU	4	1	0.25
7	Miller, Glendon - MD	4	1	0.25
8	Vilbert, Smith - PSU	4	1	0.25
9	Mueller, Xander - NU	4	1	0.25
10	Hubert, Will - Iowa	4	1	0.25

PASSES DEFENDED (Minimum Games Played Pct. 75%)

#	Player	G	Brup	Int.	Total	Avg/g
1	Breedlove, Kyndrich - Purdue	4	3	3	6	1.50
2	Johnson, Theran - NU	5	6	1	7	1.40
3	Wright, Ceyair - Nebr	5	5	1	6	1.20
4	Hill, Jyaire - Mich	5	5	1	6	1.20
5	Ponds, D'Angelo - IND	5	4	2	6	1.20
6	Loyal, Shaquan - RU	5	4	1	5	1.00
7	Miller, Glendon - MD	4	2	2	4	1.00
8	Green, Nyland - Purdue	3	3	0	3	1.00
9	Schulte, Quinn - Iowa	5	3	2	5	1.00
10	Zachman, Preston - Wisc	5	3	2	5	1.00



**2024-25 Big Ten Football
Extended Team Leaders
In Conference games**

SCORING OFFENSE

Team	G	TD	FG	XPT	2XP	DXP	Saf	Pts	Avg/G
Indiana	5	29	3	29	0	0	0	212	42.4
Oregon	5	22	6	18	1	0	0	170	34
Ohio St.	4	17	2	17	0	0	0	125	31.25
Wisconsin	5	20	3	20	0	0	1	151	30.2
Southern California	6	23	6	23	0	0	0	179	29.83
Iowa	5	17	6	16	0	0	1	138	27.6
Penn St.	4	13	6	13	0	0	0	109	27.25
Minnesota	5	17	4	17	0	0	0	131	26.2
Illinois	5	14	7	11	1	0	0	118	23.6
Maryland	5	15	3	13	1	0	0	114	22.8
Washington	5	12	6	10	1	0	0	102	20.4
Michigan	5	13	4	10	1	0	0	102	20.4
Michigan St.	5	9	10	9	0	0	0	93	18.6
Nebraska	5	11	4	10	1	0	0	90	18
UCLA	5	10	6	9	1	0	0	89	17.8
Rutgers	5	11	4	7	1	0	0	87	17.4
Northwestern	5	9	6	9	0	0	1	83	16.6
Purdue	4	7	5	4	2	0	0	65	16.25

TOTAL DEFENSE

Team	G	Rush	Pass	Plays	Yards	Avg/P	TD	Avg/G
Washington	5	825	513	294	1338	4.55	12	267.6
Penn St.	4	397	789	243	1186	4.88	6	296.5
Oregon	5	587	896	294	1483	5.04	6	296.6
Ohio St.	4	439	802	229	1241	5.42	7	310.25
Wisconsin	5	728	856	318	1584	4.98	8	316.8
Indiana	5	487	1110	314	1597	5.09	11	319.4
Nebraska	5	573	1076	301	1649	5.48	17	329.8
Minnesota	5	740	964	322	1704	5.29	14	340.8
Michigan	5	598	1125	329	1723	5.24	13	344.6
Iowa	5	664	1060	324	1724	5.32	11	344.8
UCLA	5	537	1302	314	1839	5.86	20	367.8
Michigan St.	5	736	1111	308	1847	6	18	369.4
Southern California	6	884	1467	407	2351	5.78	18	391.83
Northwestern	5	753	1236	355	1989	5.6	16	397.8
Illinois	5	869	1235	328	2104	6.41	17	420.8
Maryland	5	556	1581	333	2137	6.42	21	427.4
Rutgers	5	843	1409	331	2252	6.8	21	450.4
Purdue	4	697	1287	265	1984	7.49	21	496

SCORING DEFENSE

Team	G	TD	FG	XPT	2XP	DXP	Saf	Pts	Avg/G
Oregon	5	7	5	6	0	0	0	63	12.6
Penn St.	4	6	6	5	1	0	0	61	15.25
Ohio St.	4	7	5	4	1	0	0	63	15.75
Wisconsin	5	10	4	10	0	0	0	82	16.4
Indiana	5	11	4	11	0	0	0	89	17.8
Iowa	5	13	7	12	0	0	0	111	22.2
Michigan	5	13	7	12	1	0	0	113	22.6
Washington	5	13	7	13	0	0	1	114	22.8
Minnesota	5	14	6	13	0	0	0	115	23
Nebraska	5	17	2	17	0	0	0	125	25
Southern California	6	19	7	15	2	0	0	154	25.67
Michigan St.	5	18	4	15	1	0	0	137	27.4
Northwestern	5	17	5	17	0	0	2	138	27.6
Illinois	5	18	4	15	2	0	0	139	27.8
Rutgers	5	21	1	20	1	0	0	151	30.2
UCLA	5	20	6	16	1	0	0	156	31.2
Maryland	5	23	7	23	0	0	0	182	36.4
Purdue	4	22	4	21	0	0	0	165	41.25

TOTAL OFFENSE PLAYS

Team	G	Rush	Pass	Plays	Yards	Avg/P	TD	Avg/G
Southern California	6	835	1655	404	2490	6.16	22	415
Maryland	5	417	1534	365	1951	5.35	15	390.2
Washington	5	708	1344	341	2052	6.02	12	410.4
Rutgers	5	686	1004	341	1690	4.96	11	338
Oregon	5	881	1471	341	2352	6.9	22	470.4
Indiana	5	826	1450	339	2276	6.71	28	455.2
Nebraska	5	497	1104	338	1601	4.74	10	320.2
Wisconsin	5	923	1158	335	2081	6.21	20	416.2
Illinois	5	696	1020	320	1716	5.36	14	343.2
Minnesota	5	474	1149	307	1623	5.29	16	324.6
Michigan St.	5	602	1198	306	1800	5.88	9	360
Michigan	5	852	585	302	1437	4.76	12	287.4
UCLA	5	367	1110	288	1477	5.13	9	295.4
Iowa	5	943	583	275	1526	5.55	16	305.2
Northwestern	5	402	701	271	1103	4.07	6	220.6
Penn St.	4	615	1018	260	1633	6.28	12	408.25
Ohio St.	4	593	1054	255	1647	6.46	17	411.75
Purdue	4	596	681	221	1277	5.78	6	319.25



**2024-25 Big Ten Football
Extended Team Leaders
In Conference games**

TOUCHDOWNS SCORED

Team	G	TD	FG	XPT	2XP	DXP	Saf	Pts	Avg/G
Indiana	5	29	3	29	0	0	0	212	42.4
Southern California	6	23	6	23	0	0	0	179	29.83
Oregon	5	22	6	18	1	0	0	170	34
Wisconsin	5	20	3	20	0	0	1	151	30.2
Ohio St.	4	17	2	17	0	0	0	125	31.25
Minnesota	5	17	4	17	0	0	0	131	26.2
Iowa	5	17	6	16	0	0	1	138	27.6
Maryland	5	15	3	13	1	0	0	114	22.8
Illinois	5	14	7	11	1	0	0	118	23.6
Penn St.	4	13	6	13	0	0	0	109	27.25
Michigan	5	13	4	10	1	0	0	102	20.4
Washington	5	12	6	10	1	0	0	102	20.4
Rutgers	5	11	4	7	1	0	0	87	17.4
Nebraska	5	11	4	10	1	0	0	90	18
UCLA	5	10	6	9	1	0	0	89	17.8
Northwestern	5	9	6	9	0	0	1	83	16.6
Michigan St.	5	9	10	9	0	0	0	93	18.6
Purdue	4	7	5	4	2	0	0	65	16.25

TOTAL OFFENSE YARDS

Team	G	Rush	Pass	Plays	Yards	Avg/P	TD	Avg/G
Southern California	6	835	1655	404	2490	6.16	22	415
Oregon	5	881	1471	341	2352	6.9	22	470.4
Indiana	5	826	1450	339	2276	6.71	28	455.2
Wisconsin	5	923	1158	335	2081	6.21	20	416.2
Washington	5	708	1344	341	2052	6.02	12	410.4
Maryland	5	417	1534	365	1951	5.35	15	390.2
Michigan St.	5	602	1198	306	1800	5.88	9	360
Illinois	5	696	1020	320	1716	5.36	14	343.2
Rutgers	5	686	1004	341	1690	4.96	11	338
Ohio St.	4	593	1054	255	1647	6.46	17	411.75
Penn St.	4	615	1018	260	1633	6.28	12	408.25
Minnesota	5	474	1149	307	1623	5.29	16	324.6
Nebraska	5	497	1104	338	1601	4.74	10	320.2
Iowa	5	943	583	275	1526	5.55	16	305.2
UCLA	5	367	1110	288	1477	5.13	9	295.4
Michigan	5	852	585	302	1437	4.76	12	287.4
Purdue	4	596	681	221	1277	5.78	6	319.25
Northwestern	5	402	701	271	1103	4.07	6	220.6

PTS SCORED KICKING

Team	G	TD	FG	XPT	2XP	DXP	Saf	Pts	Avg/G
Indiana	5	29	3	29	0	0	0	212	42.4
Southern California	6	23	6	23	0	0	0	179	29.83
Oregon	5	22	6	18	1	0	0	170	34
Wisconsin	5	20	3	20	0	0	1	151	30.2
Iowa	5	17	6	16	0	0	1	138	27.6
Minnesota	5	17	4	17	0	0	0	131	26.2
Ohio St.	4	17	2	17	0	0	0	125	31.25
Illinois	5	14	7	11	1	0	0	118	23.6
Maryland	5	15	3	13	1	0	0	114	22.8
Penn St.	4	13	6	13	0	0	0	109	27.25
Washington	5	12	6	10	1	0	0	102	20.4
Michigan	5	13	4	10	1	0	0	102	20.4
Michigan St.	5	9	10	9	0	0	0	93	18.6
Nebraska	5	11	4	10	1	0	0	90	18
UCLA	5	10	6	9	1	0	0	89	17.8
Rutgers	5	11	4	7	1	0	0	87	17.4
Northwestern	5	9	6	9	0	0	1	83	16.6
Purdue	4	7	5	4	2	0	0	65	16.25

TOTAL OFF. AVG/PLAY

Team	G	Rush	Pass	Plays	Yards	Avg/P	TD	Avg/G
Oregon	5	881	1471	341	2352	6.9	22	470.4
Indiana	5	826	1450	339	2276	6.71	28	455.2
Ohio St.	4	593	1054	255	1647	6.46	17	411.75
Penn St.	4	615	1018	260	1633	6.28	12	408.25
Wisconsin	5	923	1158	335	2081	6.21	20	416.2
Southern California	6	835	1655	404	2490	6.16	22	415
Washington	5	708	1344	341	2052	6.02	12	410.4
Michigan St.	5	602	1198	306	1800	5.88	9	360
Purdue	4	596	681	221	1277	5.78	6	319.25
Iowa	5	943	583	275	1526	5.55	16	305.2
Illinois	5	696	1020	320	1716	5.36	14	343.2
Maryland	5	417	1534	365	1951	5.35	15	390.2
Minnesota	5	474	1149	307	1623	5.29	16	324.6
UCLA	5	367	1110	288	1477	5.13	9	295.4
Rutgers	5	686	1004	341	1690	4.96	11	338
Michigan	5	852	585	302	1437	4.76	12	287.4
Nebraska	5	497	1104	338	1601	4.74	10	320.2
Northwestern	5	402	701	271	1103	4.07	6	220.6



**2024-25 Big Ten Football
Extended Team Leaders
In Conference games**

TOTAL OFFENSE

Team	G	Rush	Pass	Plays	Yards	Avg/P	TD	Avg/G
Oregon	5	881	1471	341	2352	6.9	22	470.4
Indiana	5	826	1450	339	2276	6.71	28	455.2
Wisconsin	5	923	1158	335	2081	6.21	20	416.2
Southern California	6	835	1655	404	2490	6.16	22	415
Ohio St.	4	593	1054	255	1647	6.46	17	411.75
Washington	5	708	1344	341	2052	6.02	12	410.4
Penn St.	4	615	1018	260	1633	6.28	12	408.25
Maryland	5	417	1534	365	1951	5.35	15	390.2
Michigan St.	5	602	1198	306	1800	5.88	9	360
Illinois	5	696	1020	320	1716	5.36	14	343.2
Rutgers	5	686	1004	341	1690	4.96	11	338
Minnesota	5	474	1149	307	1623	5.29	16	324.6
Nebraska	5	497	1104	338	1601	4.74	10	320.2
Purdue	4	596	681	221	1277	5.78	6	319.25
Iowa	5	943	583	275	1526	5.55	16	305.2
UCLA	5	367	1110	288	1477	5.13	9	295.4
Michigan	5	852	585	302	1437	4.76	12	287.4
Northwestern	5	402	701	271	1103	4.07	6	220.6

TOTAL OFFENSE TDS

Team	G	Rush	Pass	Plays	Yards	Avg/P	TD	Avg/G
Indiana	5	826	1450	339	2276	6.71	28	455.2
Southern California	6	835	1655	404	2490	6.16	22	415
Oregon	5	881	1471	341	2352	6.9	22	470.4
Wisconsin	5	923	1158	335	2081	6.21	20	416.2
Ohio St.	4	593	1054	255	1647	6.46	17	411.75
Minnesota	5	474	1149	307	1623	5.29	16	324.6
Iowa	5	943	583	275	1526	5.55	16	305.2
Maryland	5	417	1534	365	1951	5.35	15	390.2
Illinois	5	696	1020	320	1716	5.36	14	343.2
Washington	5	708	1344	341	2052	6.02	12	410.4
Penn St.	4	615	1018	260	1633	6.28	12	408.25
Michigan	5	852	585	302	1437	4.76	12	287.4
Rutgers	5	686	1004	341	1690	4.96	11	338
Nebraska	5	497	1104	338	1601	4.74	10	320.2
UCLA	5	367	1110	288	1477	5.13	9	295.4
Michigan St.	5	602	1198	306	1800	5.88	9	360
Purdue	4	596	681	221	1277	5.78	6	319.25
Northwestern	5	402	701	271	1103	4.07	6	220.6

RUSHING OFFENSE

Team	G	Att	Yards	Avg/A	Long	TD	Avg/G
Iowa	5	171	943	5.51	75	13	188.6
Wisconsin	5	183	923	5.04	55	14	184.6
Oregon	5	178	881	4.95	41	10	176.2
Michigan	5	195	852	4.37	63	8	170.4
Indiana	5	191	826	4.32	43	14	165.2
Penn St.	4	140	615	4.39	24	7	153.75
Purdue	4	129	596	4.62	35	2	149
Ohio St.	4	139	593	4.27	53	5	148.25
Washington	5	164	708	4.32	46	4	141.6
Illinois	5	180	696	3.87	37	5	139.2
Southern California	6	157	835	5.32	75	8	139.17
Rutgers	5	171	686	4.01	40	8	137.2
Michigan St.	5	168	602	3.58	34	3	120.4
Nebraska	5	169	497	2.94	38	6	99.4
Minnesota	5	139	474	3.41	51	7	94.8
Maryland	5	144	417	2.9	75	6	83.4
Northwestern	5	137	402	2.93	35	4	80.4
UCLA	5	136	367	2.7	49	3	73.4

RUSHING TDS

Team	G	Att	Yards	Avg/A	Long	TD	Avg/G
Wisconsin	5	183	923	5.04	55	14	184.6
Indiana	5	191	826	4.32	43	14	165.2
Iowa	5	171	943	5.51	75	13	188.6
Oregon	5	178	881	4.95	41	10	176.2
Southern California	6	157	835	5.32	75	8	139.17
Rutgers	5	171	686	4.01	40	8	137.2
Michigan	5	195	852	4.37	63	8	170.4
Penn St.	4	140	615	4.39	24	7	153.75
Minnesota	5	139	474	3.41	51	7	94.8
Nebraska	5	169	497	2.94	38	6	99.4
Maryland	5	144	417	2.9	75	6	83.4
Ohio St.	4	139	593	4.27	53	5	148.25
Illinois	5	180	696	3.87	37	5	139.2
Washington	5	164	708	4.32	46	4	141.6
Northwestern	5	137	402	2.93	35	4	80.4
UCLA	5	136	367	2.7	49	3	73.4
Michigan St.	5	168	602	3.58	34	3	120.4
Purdue	4	129	596	4.62	35	2	149



**2024-25 Big Ten Football
Extended Team Leaders
In Conference games**

RUSHING DEFENSE

Team	G	Att	Yards	Avg/A	Long	TD	Avg/G
Indiana	5	138	487	3.53	75	6	97.4
Penn St.	4	112	397	3.54	75	2	99.25
UCLA	5	148	537	3.63	30	10	107.4
Ohio St.	4	116	439	3.78	38	4	109.75
Maryland	5	160	556	3.48	51	8	111.2
Nebraska	5	166	573	3.45	43	5	114.6
Oregon	5	159	587	3.69	53	4	117.4
Michigan	5	161	598	3.71	65	5	119.6
Iowa	5	155	664	4.28	31	2	132.8
Wisconsin	5	164	728	4.44	35	3	145.6
Michigan St.	5	157	736	4.69	75	8	147.2
Southern California	6	208	884	4.25	63	12	147.33
Minnesota	5	168	740	4.4	40	9	148
Northwestern	5	189	753	3.98	41	10	150.6
Washington	5	185	825	4.46	53	7	165
Rutgers	5	172	843	4.9	55	12	168.6
Illinois	5	186	869	4.67	34	8	173.8
Purdue	4	147	697	4.74	47	12	174.25

PASS EFFICIENCY

Team	G	Comp-Att-Int	Pct.	Yds	Avg/G	TD	Effic
Ohio St.	4	88 - 116 - 3	75.86	1054	263.50	12	181.15
Indiana	5	107 - 148 - 4	72.30	1450	290.00	14	180.41
Oregon	5	116 - 163 - 5	71.17	1471	294.20	12	165.13
Penn St.	4	88 - 120 - 3	73.33	1018	254.50	5	153.34
Michigan St.	5	94 - 138 - 4	68.12	1198	239.60	6	149.59
Washington	5	125 - 177 - 4	70.62	1344	268.80	8	144.80
Minnesota	5	116 - 168 - 3	69.05	1149	229.80	9	140.60
Illinois	5	83 - 140 - 3	59.29	1020	204.00	9	137.41
UCLA	5	107 - 152 - 6	70.39	1110	222.00	6	136.87
Purdue	4	57 - 92 - 2	61.96	681	170.25	4	134.13
Southern California	6	155 - 247 - 6	62.75	1655	275.83	14	132.88
Maryland	5	145 - 221 - 5	65.61	1534	306.80	9	132.83
Wisconsin	5	90 - 152 - 6	59.21	1158	231.60	6	128.34
Nebraska	5	104 - 169 - 6	61.54	1104	220.80	4	117.12
Michigan	5	64 - 107 - 3	59.81	585	117.00	4	112.47
Iowa	5	61 - 104 - 3	58.65	583	116.60	3	109.49
Rutgers	5	86 - 170 - 4	50.59	1004	200.80	3	101.32
Northwestern	5	65 - 134 - 4	48.51	701	140.20	2	91.41

YARDS PER RUSH

Team	G	Att	Yards	Avg/A	Long	TD	Avg/G
Iowa	5	171	943	5.51	75	13	188.6
Southern California	6	157	835	5.32	75	8	139.17
Wisconsin	5	183	923	5.04	55	14	184.6
Oregon	5	178	881	4.95	41	10	176.2
Purdue	4	129	596	4.62	35	2	149
Penn St.	4	140	615	4.39	24	7	153.75
Michigan	5	195	852	4.37	63	8	170.4
Washington	5	164	708	4.32	46	4	141.6
Indiana	5	191	826	4.32	43	14	165.2
Ohio St.	4	139	593	4.27	53	5	148.25
Rutgers	5	171	686	4.01	40	8	137.2
Illinois	5	180	696	3.87	37	5	139.2
Michigan St.	5	168	602	3.58	34	3	120.4
Minnesota	5	139	474	3.41	51	7	94.8
Nebraska	5	169	497	2.94	38	6	99.4
Northwestern	5	137	402	2.93	35	4	80.4
Maryland	5	144	417	2.9	75	6	83.4
UCLA	5	136	367	2.7	49	3	73.4

PASS DEFENSE EFFIC.

Team	G	Comp-Att-Int	Pct.	Yds	Avg/G	TD	Effic
Washington	5	54 - 109 - 4	49.54	513	102.60	5	96.87
Wisconsin	5	88 - 154 - 2	57.14	856	171.20	5	111.95
Oregon	5	82 - 135 - 5	60.74	896	179.20	2	113.97
Minnesota	5	95 - 154 - 8	61.69	964	192.80	5	114.59
Penn St.	4	80 - 131 - 3	61.07	789	197.25	4	117.16
Indiana	5	111 - 176 - 6	63.07	1110	222.00	5	118.60
Iowa	5	114 - 169 - 7	67.46	1060	212.00	9	129.43
Ohio St.	4	75 - 113 - 3	66.37	802	200.50	3	129.44
Michigan	5	104 - 168 - 3	61.90	1125	225.00	8	130.30
Southern California	6	132 - 199 - 5	66.33	1467	244.50	6	133.18
Northwestern	5	105 - 166 - 3	63.25	1236	247.20	6	134.11
Michigan St.	5	98 - 151 - 5	64.90	1111	222.20	10	141.94
UCLA	5	117 - 166 - 2	70.48	1302	260.40	10	153.84
Nebraska	5	91 - 135 - 5	67.41	1076	215.20	12	156.28
Illinois	5	97 - 142 - 3	68.31	1235	247.00	9	158.06
Rutgers	5	113 - 159 - 2	71.07	1409	281.80	9	161.67
Maryland	5	116 - 173 - 5	67.05	1581	316.20	13	162.83
Purdue	4	79 - 118 - 3	66.95	1287	321.75	9	178.65



**2024-25 Big Ten Football
Extended Team Leaders
In Conference games**

RUSH ATTEMPTS

Team	G	Att	Yards	Avg/A	Long	TD	Avg/G
Michigan	5	195	852	4.37	63	8	170.4
Indiana	5	191	826	4.32	43	14	165.2
Wisconsin	5	183	923	5.04	55	14	184.6
Illinois	5	180	696	3.87	37	5	139.2
Oregon	5	178	881	4.95	41	10	176.2
Rutgers	5	171	686	4.01	40	8	137.2
Iowa	5	171	943	5.51	75	13	188.6
Nebraska	5	169	497	2.94	38	6	99.4
Michigan St.	5	168	602	3.58	34	3	120.4
Washington	5	164	708	4.32	46	4	141.6
Southern California	6	157	835	5.32	75	8	139.17
Maryland	5	144	417	2.9	75	6	83.4
Penn St.	4	140	615	4.39	24	7	153.75
Ohio St.	4	139	593	4.27	53	5	148.25
Minnesota	5	139	474	3.41	51	7	94.8
Northwestern	5	137	402	2.93	35	4	80.4
UCLA	5	136	367	2.7	49	3	73.4
Purdue	4	129	596	4.62	35	2	149

RUSH YARDS

Team	G	Att	Yards	Avg/A	Long	TD	Avg/G
Iowa	5	171	943	5.51	75	13	188.6
Wisconsin	5	183	923	5.04	55	14	184.6
Oregon	5	178	881	4.95	41	10	176.2
Michigan	5	195	852	4.37	63	8	170.4
Southern California	6	157	835	5.32	75	8	139.17
Indiana	5	191	826	4.32	43	14	165.2
Washington	5	164	708	4.32	46	4	141.6
Illinois	5	180	696	3.87	37	5	139.2
Rutgers	5	171	686	4.01	40	8	137.2
Penn St.	4	140	615	4.39	24	7	153.75
Michigan St.	5	168	602	3.58	34	3	120.4
Purdue	4	129	596	4.62	35	2	149
Ohio St.	4	139	593	4.27	53	5	148.25
Nebraska	5	169	497	2.94	38	6	99.4
Minnesota	5	139	474	3.41	51	7	94.8
Maryland	5	144	417	2.9	75	6	83.4
Northwestern	5	137	402	2.93	35	4	80.4
UCLA	5	136	367	2.7	49	3	73.4



**2024-25 Big Ten Football
Extended Team Leaders
In Conference games**

PASS OFFENSE

Team	G	Comp-Att-Int	Pct.	Yds	Avg/A	TD	Avg/G
Maryland	5	145 - 221 - 5	65.61	1534	6.94	9	306.80
Oregon	5	116 - 163 - 5	71.17	1471	9.02	12	294.20
Indiana	5	107 - 148 - 4	72.30	1450	9.80	14	290.00
Southern California	6	155 - 247 - 6	62.75	1655	6.70	14	275.83
Washington	5	125 - 177 - 4	70.62	1344	7.59	8	268.80
Ohio St.	4	88 - 116 - 3	75.86	1054	9.09	12	263.50
Penn St.	4	88 - 120 - 3	73.33	1018	8.48	5	254.50
Michigan St.	5	94 - 138 - 4	68.12	1198	8.68	6	239.60
Wisconsin	5	90 - 152 - 6	59.21	1158	7.62	6	231.60
Minnesota	5	116 - 168 - 3	69.05	1149	6.84	9	229.80
UCLA	5	107 - 152 - 6	70.39	1110	7.30	6	222.00
Nebraska	5	104 - 169 - 6	61.54	1104	6.53	4	220.80
Illinois	5	83 - 140 - 3	59.29	1020	7.29	9	204.00
Rutgers	5	86 - 170 - 4	50.59	1004	5.91	3	200.80
Purdue	4	57 - 92 - 2	61.96	681	7.40	4	170.25
Northwestern	5	65 - 134 - 4	48.51	701	5.23	2	140.20
Michigan	5	64 - 107 - 3	59.81	585	5.47	4	117.00
Iowa	5	61 - 104 - 3	58.65	583	5.61	3	116.60

PASS COMP. PCT

Team	G	Comp-Att-Int	Pct.	Yds	Avg/A	TD	Avg/G
Ohio St.	4	88 - 116 - 3	75.86	1054	9.09	12	263.50
Penn St.	4	88 - 120 - 3	73.33	1018	8.48	5	254.50
Indiana	5	107 - 148 - 4	72.30	1450	9.80	14	290.00
Oregon	5	116 - 163 - 5	71.17	1471	9.02	12	294.20
Washington	5	125 - 177 - 4	70.62	1344	7.59	8	268.80
UCLA	5	107 - 152 - 6	70.39	1110	7.30	6	222.00
Minnesota	5	116 - 168 - 3	69.05	1149	6.84	9	229.80
Michigan St.	5	94 - 138 - 4	68.12	1198	8.68	6	239.60
Maryland	5	145 - 221 - 5	65.61	1534	6.94	9	306.80
Southern California	6	155 - 247 - 6	62.75	1655	6.70	14	275.83
Purdue	4	57 - 92 - 2	61.96	681	7.40	4	170.25
Nebraska	5	104 - 169 - 6	61.54	1104	6.53	4	220.80
Michigan	5	64 - 107 - 3	59.81	585	5.47	4	117.00
Illinois	5	83 - 140 - 3	59.29	1020	7.29	9	204.00
Wisconsin	5	90 - 152 - 6	59.21	1158	7.62	6	231.60
Iowa	5	61 - 104 - 3	58.65	583	5.61	3	116.60
Rutgers	5	86 - 170 - 4	50.59	1004	5.91	3	200.80
Northwestern	5	65 - 134 - 4	48.51	701	5.23	2	140.20

PASS DEFENSE

Team	G	Comp-Att-Int	Pct.	Yds	Avg/A	TD	Avg/G
Washington	5	54 - 109 - 4	49.54	513	4.71	5	102.60
Wisconsin	5	88 - 154 - 2	57.14	856	5.56	5	171.20
Oregon	5	82 - 135 - 5	60.74	896	6.64	2	179.20
Minnesota	5	95 - 154 - 8	61.69	964	6.26	5	192.80
Penn St.	4	80 - 131 - 3	61.07	789	6.02	4	197.25
Ohio St.	4	75 - 113 - 3	66.37	802	7.10	3	200.50
Iowa	5	114 - 169 - 7	67.46	1060	6.27	9	212.00
Nebraska	5	91 - 135 - 5	67.41	1076	7.97	12	215.20
Indiana	5	111 - 176 - 6	63.07	1110	6.31	5	222.00
Michigan St.	5	98 - 151 - 5	64.90	1111	7.36	10	222.20
Michigan	5	104 - 168 - 3	61.90	1125	6.70	8	225.00
Southern California	6	132 - 199 - 5	66.33	1467	7.37	6	244.50
Illinois	5	97 - 142 - 3	68.31	1235	8.70	9	247.00
Northwestern	5	105 - 166 - 3	63.25	1236	7.45	6	247.20
UCLA	5	117 - 166 - 2	70.48	1302	7.84	10	260.40
Rutgers	5	113 - 159 - 2	71.07	1409	8.86	9	281.80
Maryland	5	116 - 173 - 5	67.05	1581	9.14	13	316.20
Purdue	4	79 - 118 - 3	66.95	1287	10.91	9	321.75

PASS YDS/COMP.

Team	G	Comp-Att-Int	Pct.	Yds	Avg/A	TD	Avg/G
Ohio St.	4	88 - 116 - 3	75.86	1054	9.09	12	263.50
Indiana	5	107 - 148 - 4	72.30	1450	9.80	14	290.00
Oregon	5	116 - 163 - 5	71.17	1471	9.02	12	294.20
Penn St.	4	88 - 120 - 3	73.33	1018	8.48	5	254.50
Michigan St.	5	94 - 138 - 4	68.12	1198	8.68	6	239.60
Washington	5	125 - 177 - 4	70.62	1344	7.59	8	268.80
Minnesota	5	116 - 168 - 3	69.05	1149	6.84	9	229.80
Illinois	5	83 - 140 - 3	59.29	1020	7.29	9	204.00
UCLA	5	107 - 152 - 6	70.39	1110	7.30	6	222.00
Purdue	4	57 - 92 - 2	61.96	681	7.40	4	170.25
Southern California	6	155 - 247 - 6	62.75	1655	6.70	14	275.83
Maryland	5	145 - 221 - 5	65.61	1534	6.94	9	306.80
Wisconsin	5	90 - 152 - 6	59.21	1158	7.62	6	231.60
Nebraska	5	104 - 169 - 6	61.54	1104	6.53	4	220.80
Michigan	5	64 - 107 - 3	59.81	585	5.47	4	117.00
Iowa	5	61 - 104 - 3	58.65	583	5.61	3	116.60
Rutgers	5	86 - 170 - 4	50.59	1004	5.91	3	200.80
Northwestern	5	65 - 134 - 4	48.51	701	5.23	2	140.20



**2024-25 Big Ten Football
Extended Team Leaders
In Conference games**

PASS ATTEMPTS

Team	G	Comp-Att-Int	Pct.	Yds	Avg/A	TD	Avg/G
Southern California	6	155 - 247 - 6	62.75	1655	6.70	14	275.83
Maryland	5	145 - 221 - 5	65.61	1534	6.94	9	306.80
Washington	5	125 - 177 - 4	70.62	1344	7.59	8	268.80
Rutgers	5	86 - 170 - 4	50.59	1004	5.91	3	200.80
Nebraska	5	104 - 169 - 6	61.54	1104	6.53	4	220.80
Minnesota	5	116 - 168 - 3	69.05	1149	6.84	9	229.80
Oregon	5	116 - 163 - 5	71.17	1471	9.02	12	294.20
Wisconsin	5	90 - 152 - 6	59.21	1158	7.62	6	231.60
UCLA	5	107 - 152 - 6	70.39	1110	7.30	6	222.00
Indiana	5	107 - 148 - 4	72.30	1450	9.80	14	290.00
Illinois	5	83 - 140 - 3	59.29	1020	7.29	9	204.00
Michigan St.	5	94 - 138 - 4	68.12	1198	8.68	6	239.60
Northwestern	5	65 - 134 - 4	48.51	701	5.23	2	140.20
Penn St.	4	88 - 120 - 3	73.33	1018	8.48	5	254.50
Ohio St.	4	88 - 116 - 3	75.86	1054	9.09	12	263.50
Michigan	5	64 - 107 - 3	59.81	585	5.47	4	117.00
Iowa	5	61 - 104 - 3	58.65	583	5.61	3	116.60
Purdue	4	57 - 92 - 2	61.96	681	7.40	4	170.25

PASS YDS/ATT.

Team	G	Comp-Att-Int	Pct.	Yds	Avg/A	TD	Avg/G
Indiana	5	107 - 148 - 4	72.30	1450	9.80	14	290.00
Oregon	5	116 - 163 - 5	71.17	1471	9.02	12	294.20
Michigan St.	5	94 - 138 - 4	68.12	1198	8.68	6	239.60
Southern California	6	155 - 247 - 6	62.75	1655	6.70	14	275.83
Washington	5	125 - 177 - 4	70.62	1344	7.59	8	268.80
Ohio St.	4	88 - 116 - 3	75.86	1054	9.09	12	263.50
Wisconsin	5	90 - 152 - 6	59.21	1158	7.62	6	231.60
Minnesota	5	116 - 168 - 3	69.05	1149	6.84	9	229.80
Illinois	5	83 - 140 - 3	59.29	1020	7.29	9	204.00
Maryland	5	145 - 221 - 5	65.61	1534	6.94	9	306.80
UCLA	5	107 - 152 - 6	70.39	1110	7.30	6	222.00
Nebraska	5	104 - 169 - 6	61.54	1104	6.53	4	220.80
Penn St.	4	88 - 120 - 3	73.33	1018	8.48	5	254.50
Rutgers	5	86 - 170 - 4	50.59	1004	5.91	3	200.80
Purdue	4	57 - 92 - 2	61.96	681	7.40	4	170.25
Iowa	5	61 - 104 - 3	58.65	583	5.61	3	116.60
Northwestern	5	65 - 134 - 4	48.51	701	5.23	2	140.20
Michigan	5	64 - 107 - 3	59.81	585	5.47	4	117.00

PASS COMPLETIONS

Team	G	Comp-Att-Int	Pct.	Yds	Avg/A	TD	Avg/G
Southern California	6	155 - 247 - 6	62.75	1655	6.70	14	275.83
Maryland	5	145 - 221 - 5	65.61	1534	6.94	9	306.80
Washington	5	125 - 177 - 4	70.62	1344	7.59	8	268.80
Oregon	5	116 - 163 - 5	71.17	1471	9.02	12	294.20
Minnesota	5	116 - 168 - 3	69.05	1149	6.84	9	229.80
UCLA	5	107 - 152 - 6	70.39	1110	7.30	6	222.00
Indiana	5	107 - 148 - 4	72.30	1450	9.80	14	290.00
Nebraska	5	104 - 169 - 6	61.54	1104	6.53	4	220.80
Michigan St.	5	94 - 138 - 4	68.12	1198	8.68	6	239.60
Wisconsin	5	90 - 152 - 6	59.21	1158	7.62	6	231.60
Penn St.	4	88 - 120 - 3	73.33	1018	8.48	5	254.50
Ohio St.	4	88 - 116 - 3	75.86	1054	9.09	12	263.50
Rutgers	5	86 - 170 - 4	50.59	1004	5.91	3	200.80
Illinois	5	83 - 140 - 3	59.29	1020	7.29	9	204.00
Northwestern	5	65 - 134 - 4	48.51	701	5.23	2	140.20
Michigan	5	64 - 107 - 3	59.81	585	5.47	4	117.00
Iowa	5	61 - 104 - 3	58.65	583	5.61	3	116.60
Purdue	4	57 - 92 - 2	61.96	681	7.40	4	170.25

PASS INTERCEPTIONS

Team	G	Comp-Att-Int	Pct.	Yds	Avg/A	TD	Avg/G
Purdue	4	57 - 92 - 2	61.96	681	7.40	4	170.25
Penn St.	4	88 - 120 - 3	73.33	1018	8.48	5	254.50
Ohio St.	4	88 - 116 - 3	75.86	1054	9.09	12	263.50
Minnesota	5	116 - 168 - 3	69.05	1149	6.84	9	229.80
Michigan	5	64 - 107 - 3	59.81	585	5.47	4	117.00
Iowa	5	61 - 104 - 3	58.65	583	5.61	3	116.60
Illinois	5	83 - 140 - 3	59.29	1020	7.29	9	204.00
Washington	5	125 - 177 - 4	70.62	1344	7.59	8	268.80
Rutgers	5	86 - 170 - 4	50.59	1004	5.91	3	200.80
Northwestern	5	65 - 134 - 4	48.51	701	5.23	2	140.20
Michigan St.	5	94 - 138 - 4	68.12	1198	8.68	6	239.60
Indiana	5	107 - 148 - 4	72.30	1450	9.80	14	290.00
Oregon	5	116 - 163 - 5	71.17	1471	9.02	12	294.20
Maryland	5	145 - 221 - 5	65.61	1534	6.94	9	306.80
Wisconsin	5	90 - 152 - 6	59.21	1158	7.62	6	231.60
UCLA	5	107 - 152 - 6	70.39	1110	7.30	6	222.00
Southern California	6	155 - 247 - 6	62.75	1655	6.70	14	275.83
Nebraska	5	104 - 169 - 6	61.54	1104	6.53	4	220.80



**2024-25 Big Ten Football
Extended Team Leaders
In Conference games**

PASS YARDS

Team	G	Comp-Att-Int	Pct.	Yds	Avg/A	TD	Avg/G
Southern California	6	155 - 247 - 6	62.75	1655	6.70	14	275.83
Maryland	5	145 - 221 - 5	65.61	1534	6.94	9	306.80
Oregon	5	116 - 163 - 5	71.17	1471	9.02	12	294.20
Indiana	5	107 - 148 - 4	72.30	1450	9.80	14	290.00
Washington	5	125 - 177 - 4	70.62	1344	7.59	8	268.80
Michigan St.	5	94 - 138 - 4	68.12	1198	8.68	6	239.60
Wisconsin	5	90 - 152 - 6	59.21	1158	7.62	6	231.60
Minnesota	5	116 - 168 - 3	69.05	1149	6.84	9	229.80
UCLA	5	107 - 152 - 6	70.39	1110	7.30	6	222.00
Nebraska	5	104 - 169 - 6	61.54	1104	6.53	4	220.80
Ohio St.	4	88 - 116 - 3	75.86	1054	9.09	12	263.50
Illinois	5	83 - 140 - 3	59.29	1020	7.29	9	204.00
Penn St.	4	88 - 120 - 3	73.33	1018	8.48	5	254.50
Rutgers	5	86 - 170 - 4	50.59	1004	5.91	3	200.80
Northwestern	5	65 - 134 - 4	48.51	701	5.23	2	140.20
Purdue	4	57 - 92 - 2	61.96	681	7.40	4	170.25
Michigan	5	64 - 107 - 3	59.81	585	5.47	4	117.00
Iowa	5	61 - 104 - 3	58.65	583	5.61	3	116.60

PASSING TDS

Team	G	Comp-Att-Int	Pct.	Yds	Avg/A	TD	Avg/G
Southern California	6	155 - 247 - 6	62.75	1655	6.70	14	275.83
Indiana	5	107 - 148 - 4	72.30	1450	9.80	14	290.00
Oregon	5	116 - 163 - 5	71.17	1471	9.02	12	294.20
Ohio St.	4	88 - 116 - 3	75.86	1054	9.09	12	263.50
Minnesota	5	116 - 168 - 3	69.05	1149	6.84	9	229.80
Maryland	5	145 - 221 - 5	65.61	1534	6.94	9	306.80
Illinois	5	83 - 140 - 3	59.29	1020	7.29	9	204.00
Washington	5	125 - 177 - 4	70.62	1344	7.59	8	268.80
Wisconsin	5	90 - 152 - 6	59.21	1158	7.62	6	231.60
UCLA	5	107 - 152 - 6	70.39	1110	7.30	6	222.00
Michigan St.	5	94 - 138 - 4	68.12	1198	8.68	6	239.60
Penn St.	4	88 - 120 - 3	73.33	1018	8.48	5	254.50
Purdue	4	57 - 92 - 2	61.96	681	7.40	4	170.25
Nebraska	5	104 - 169 - 6	61.54	1104	6.53	4	220.80
Michigan	5	64 - 107 - 3	59.81	585	5.47	4	117.00
Rutgers	5	86 - 170 - 4	50.59	1004	5.91	3	200.80
Iowa	5	61 - 104 - 3	58.65	583	5.61	3	116.60
Northwestern	5	65 - 134 - 4	48.51	701	5.23	2	140.20

FIELD GOALS

Team	G	Made	Att	Pct
Indiana	5	3	3	100
Michigan St.	5	10	12	83.33
Michigan	5	4	5	80
Illinois	5	7	9	77.78
UCLA	5	6	8	75
Penn St.	4	6	8	75
Oregon	5	6	8	75
Iowa	5	6	8	75
Purdue	4	5	7	71.43
Southern California	6	6	9	66.67
Rutgers	5	4	6	66.67
Ohio St.	4	2	3	66.67
Northwestern	5	6	9	66.67
Minnesota	5	4	6	66.67
Wisconsin	5	3	5	60
Nebraska	5	4	8	50
Maryland	5	3	6	50
Washington	5	6	13	46.15

PATS KICKS MADE

Team	G	Made	Att	Pct
Indiana	5	29	29	100
Southern California	6	23	23	100
Wisconsin	5	20	20	100
Oregon	5	18	19	94.74
Ohio St.	4	17	17	100
Minnesota	5	17	17	100
Iowa	5	16	16	100
Penn St.	4	13	13	100
Maryland	5	13	13	100
Illinois	5	11	11	100
Washington	5	10	10	100
Nebraska	5	10	10	100
Michigan	5	10	11	90.91
UCLA	5	9	9	100
Northwestern	5	9	9	100
Michigan St.	5	9	9	100
Rutgers	5	7	8	87.5
Purdue	4	4	4	100



**2024-25 Big Ten Football
Extended Team Leaders
In Conference games**

FIELD GOALS ATTEMPTED

Team	G	Made	Att	Pct
Washington	5	6	13	46.15
Michigan St.	5	10	12	83.33
Southern California	6	6	9	66.67
Northwestern	5	6	9	66.67
Illinois	5	7	9	77.78
UCLA	5	6	8	75
Penn St.	4	6	8	75
Oregon	5	6	8	75
Nebraska	5	4	8	50
Iowa	5	6	8	75
Purdue	4	5	7	71.43
Rutgers	5	4	6	66.67
Minnesota	5	4	6	66.67
Maryland	5	3	6	50
Wisconsin	5	3	5	60
Michigan	5	4	5	80
Ohio St.	4	2	3	66.67
Indiana	5	3	3	100

NET YARDS PER PUNT

Team	G	No.	Yards	Avg/P	Ret.	Avg/R	TB	Net/P
Southern California	6	24	1170	48.75	63	7.88	0	46.13
Michigan St.	5	17	808	47.53	47	7.83	1	43.59
Wisconsin	5	23	1094	47.57	32	4.00	3	43.57
Oregon	5	11	466	42.36	0	0.00	0	42.36
Iowa	5	24	1125	46.88	76	15.20	2	42.04
Indiana	5	11	475	43.18	13	6.50	0	42.00
UCLA	5	18	784	43.56	38	4.22	0	41.44
Purdue	4	20	864	43.20	47	6.71	0	40.85
Maryland	5	21	954	45.43	82	10.25	1	40.57
Ohio St.	4	13	541	41.62	15	7.50	0	40.46
Illinois	5	14	583	41.64	17	8.50	0	40.43
Rutgers	5	25	1057	42.28	0	0.00	3	39.88
Penn St.	4	11	463	42.09	26	13.00	0	39.73
Minnesota	5	24	972	40.50	73	10.43	0	37.46
Northwestern	5	31	1373	44.29	196	14.00	1	37.32
Michigan	5	26	1093	42.04	101	20.20	2	36.62
Washington	5	14	656	46.86	156	19.50	1	34.29
Nebraska	5	23	912	39.65	115	12.78	2	32.91

FIELD GOALS MADE

Team	G	Made	Att	Pct
Michigan St.	5	10	12	83.33
Illinois	5	7	9	77.78
Washington	5	6	13	46.15
UCLA	5	6	8	75
Southern California	6	6	9	66.67
Penn St.	4	6	8	75
Oregon	5	6	8	75
Northwestern	5	6	9	66.67
Iowa	5	6	8	75
Purdue	4	5	7	71.43
Rutgers	5	4	6	66.67
Nebraska	5	4	8	50
Minnesota	5	4	6	66.67
Michigan	5	4	5	80
Wisconsin	5	3	5	60
Maryland	5	3	6	50
Indiana	5	3	3	100
Ohio St.	4	2	3	66.67

AVG YARDS PER PUNT

Team	G	No.	Yards	Avg/P	Ret.	Avg/R	TB	Net/P
Northwestern	5	31	1373	44.29	196	14.00	1	37.32
Michigan	5	26	1093	42.04	101	20.20	2	36.62
Rutgers	5	25	1057	42.28	0	0.00	3	39.88
Southern California	6	24	1170	48.75	63	7.88	0	46.13
Minnesota	5	24	972	40.50	73	10.43	0	37.46
Iowa	5	24	1125	46.88	76	15.20	2	42.04
Wisconsin	5	23	1094	47.57	32	4.00	3	43.57
Nebraska	5	23	912	39.65	115	12.78	2	32.91
Maryland	5	21	954	45.43	82	10.25	1	40.57
Purdue	4	20	864	43.20	47	6.71	0	40.85
UCLA	5	18	784	43.56	38	4.22	0	41.44
Michigan St.	5	17	808	47.53	47	7.83	1	43.59
Washington	5	14	656	46.86	156	19.50	1	34.29
Illinois	5	14	583	41.64	17	8.50	0	40.43
Ohio St.	4	13	541	41.62	15	7.50	0	40.46
Penn St.	4	11	463	42.09	26	13.00	0	39.73
Oregon	5	11	466	42.36	0	0.00	0	42.36
Indiana	5	11	475	43.18	13	6.50	0	42.00



**2024-25 Big Ten Football
Extended Team Leaders
In Conference games**

PAT KICKING

Team	G	Made	Att	Pct
Wisconsin	5	20	20	100
Washington	5	10	10	100
UCLA	5	9	9	100
Southern California	6	23	23	100
Purdue	4	4	4	100
Penn St.	4	13	13	100
Ohio St.	4	17	17	100
Northwestern	5	9	9	100
Nebraska	5	10	10	100
Minnesota	5	17	17	100
Michigan St.	5	9	9	100
Maryland	5	13	13	100
Iowa	5	16	16	100
Indiana	5	29	29	100
Illinois	5	11	11	100
Oregon	5	18	19	94.74
Michigan	5	10	11	90.91
Rutgers	5	7	8	87.5

NUMBER OF PUNTS

Team	G	No.	Yards	Avg/P	Ret.	Avg/R	TB	Net/P
Northwestern	5	31	1373	44.29	196	14.00	1	37.32
Michigan	5	26	1093	42.04	101	20.20	2	36.62
Rutgers	5	25	1057	42.28	0	0.00	3	39.88
Southern California	6	24	1170	48.75	63	7.88	0	46.13
Minnesota	5	24	972	40.50	73	10.43	0	37.46
Iowa	5	24	1125	46.88	76	15.20	2	42.04
Wisconsin	5	23	1094	47.57	32	4.00	3	43.57
Nebraska	5	23	912	39.65	115	12.78	2	32.91
Maryland	5	21	954	45.43	82	10.25	1	40.57
Purdue	4	20	864	43.20	47	6.71	0	40.85
UCLA	5	18	784	43.56	38	4.22	0	41.44
Michigan St.	5	17	808	47.53	47	7.83	1	43.59
Washington	5	14	656	46.86	156	19.50	1	34.29
Illinois	5	14	583	41.64	17	8.50	0	40.43
Ohio St.	4	13	541	41.62	15	7.50	0	40.46
Penn St.	4	11	463	42.09	26	13.00	0	39.73
Oregon	5	11	466	42.36	0	0.00	0	42.36
Indiana	5	11	475	43.18	13	6.50	0	42.00

PAT KICK ATTEMPTS

Team	G	Made	Att	Pct
Indiana	5	29	29	100
Southern California	6	23	23	100
Wisconsin	5	20	20	100
Oregon	5	18	19	94.74
Ohio St.	4	17	17	100
Minnesota	5	17	17	100
Iowa	5	16	16	100
Penn St.	4	13	13	100
Maryland	5	13	13	100
Michigan	5	10	11	90.91
Illinois	5	11	11	100
Washington	5	10	10	100
Nebraska	5	10	10	100
UCLA	5	9	9	100
Northwestern	5	9	9	100
Michigan St.	5	9	9	100
Rutgers	5	7	8	87.5
Purdue	4	4	4	100

YARDS PUNTED

Team	G	No.	Yards	Avg/P	Ret.	Avg/R	TB	Net/P
Northwestern	5	31	1373	44.29	196	14.00	1	37.32
Southern California	6	24	1170	48.75	63	7.88	0	46.13
Iowa	5	24	1125	46.88	76	15.20	2	42.04
Wisconsin	5	23	1094	47.57	32	4.00	3	43.57
Michigan	5	26	1093	42.04	101	20.20	2	36.62
Rutgers	5	25	1057	42.28	0	0.00	3	39.88
Minnesota	5	24	972	40.50	73	10.43	0	37.46
Maryland	5	21	954	45.43	82	10.25	1	40.57
Nebraska	5	23	912	39.65	115	12.78	2	32.91
Purdue	4	20	864	43.20	47	6.71	0	40.85
Michigan St.	5	17	808	47.53	47	7.83	1	43.59
UCLA	5	18	784	43.56	38	4.22	0	41.44
Washington	5	14	656	46.86	156	19.50	1	34.29
Illinois	5	14	583	41.64	17	8.50	0	40.43
Ohio St.	4	13	541	41.62	15	7.50	0	40.46
Indiana	5	11	475	43.18	13	6.50	0	42.00
Oregon	5	11	466	42.36	0	0.00	0	42.36
Penn St.	4	11	463	42.09	26	13.00	0	39.73



**2024-25 Big Ten Football
Extended Team Leaders
In Conference games**

PUNT RETURN AVG

Team	G	No	Yards	TD	Long	Avg.
Illinois	5	4	84	0	37	21
Northwestern	5	7	146	1	72	20.86
Iowa	5	9	180	1	85	20
UCLA	5	2	30	0	18	15
Indiana	5	10	137	0	65	13.7
Minnesota	5	9	120	0	60	13.33
Michigan	5	9	97	0	19	10.78
Maryland	5	5	44	0	17	8.8
Washington	5	6	48	0	25	8
Ohio St.	4	4	30	0	10	7.5
Rutgers	5	4	29	0	15	7.25
Oregon	5	4	27	0	12	6.75
Wisconsin	5	10	63	0	15	6.3
Southern California	6	6	30	0	19	5
Nebraska	5	5	17	0	8	3.4
Penn St.	4	6	14	0	9	2.33
Purdue	4	3	1	0	4	0.33
Michigan St.	5	0	0	0	0	0

KICK RETURNS

Team	G	No.	Yards	TD	Long	Avg.
Iowa	5	15	356	0	39	23.73
Northwestern	5	13	319	0	96	24.54
Nebraska	5	11	155	0	40	14.09
UCLA	5	9	170	0	24	18.89
Minnesota	5	9	165	0	21	18.33
Washington	5	8	176	0	29	22.00
Wisconsin	5	6	184	0	74	30.67
Southern California	6	6	164	0	80	27.33
Maryland	5	6	104	0	33	17.33
Penn St.	4	5	102	0	27	20.40
Illinois	5	5	95	0	27	19.00
Purdue	4	4	73	0	22	18.25
Ohio St.	4	4	47	0	18	11.75
Michigan St.	5	4	50	0	16	12.50
Michigan	5	4	61	0	20	15.25
Oregon	5	2	42	0	26	21.00
Rutgers	5	1	18	0	18	18.00
Indiana	5	1	13	0	13	13.00

PUNT RETURNS

Team	G	No	Yards	TD	Long	Avg.
Wisconsin	5	10	63	0	15	6.3
Indiana	5	10	137	0	65	13.7
Minnesota	5	9	120	0	60	13.33
Michigan	5	9	97	0	19	10.78
Iowa	5	9	180	1	85	20
Northwestern	5	7	146	1	72	20.86
Washington	5	6	48	0	25	8
Southern California	6	6	30	0	19	5
Penn St.	4	6	14	0	9	2.33
Nebraska	5	5	17	0	8	3.4
Maryland	5	5	44	0	17	8.8
Rutgers	5	4	29	0	15	7.25
Oregon	5	4	27	0	12	6.75
Ohio St.	4	4	30	0	10	7.5
Illinois	5	4	84	0	37	21
Purdue	4	3	1	0	4	0.33
UCLA	5	2	30	0	18	15
Michigan St.	5	0	0	0	0	0

KICK RETURN YARDS

Team	G	No.	Yards	TD	Long	Avg.
Iowa	5	15	356	0	39	23.73
Northwestern	5	13	319	0	96	24.54
Wisconsin	5	6	184	0	74	30.67
Washington	5	8	176	0	29	22.00
UCLA	5	9	170	0	24	18.89
Minnesota	5	9	165	0	21	18.33
Southern California	6	6	164	0	80	27.33
Nebraska	5	11	155	0	40	14.09
Maryland	5	6	104	0	33	17.33
Penn St.	4	5	102	0	27	20.40
Illinois	5	5	95	0	27	19.00
Purdue	4	4	73	0	22	18.25
Michigan	5	4	61	0	20	15.25
Michigan St.	5	4	50	0	16	12.50
Ohio St.	4	4	47	0	18	11.75
Oregon	5	2	42	0	26	21.00
Rutgers	5	1	18	0	18	18.00
Indiana	5	1	13	0	13	13.00



**2024-25 Big Ten Football
Extended Team Leaders
In Conference games**

PUNT RETURN YARDS

Team	G	No	Yards	TD	Long	Avg.
Iowa	5	9	180	1	85	20
Northwestern	5	7	146	1	72	20.86
Indiana	5	10	137	0	65	13.7
Minnesota	5	9	120	0	60	13.33
Michigan	5	9	97	0	19	10.78
Illinois	5	4	84	0	37	21
Wisconsin	5	10	63	0	15	6.3
Washington	5	6	48	0	25	8
Maryland	5	5	44	0	17	8.8
UCLA	5	2	30	0	18	15
Southern California	6	6	30	0	19	5
Ohio St.	4	4	30	0	10	7.5
Rutgers	5	4	29	0	15	7.25
Oregon	5	4	27	0	12	6.75
Nebraska	5	5	17	0	8	3.4
Penn St.	4	6	14	0	9	2.33
Purdue	4	3	1	0	4	0.33
Michigan St.	5	0	0	0	0	0

KICK RETURN TDS

Team	G	No.	Yards	TD	Long	Avg.
Wisconsin	5	6	184	0	74	30.67
Washington	5	8	176	0	29	22.00
UCLA	5	9	170	0	24	18.89
Southern California	6	6	164	0	80	27.33
Rutgers	5	1	18	0	18	18.00
Purdue	4	4	73	0	22	18.25
Penn St.	4	5	102	0	27	20.40
Oregon	5	2	42	0	26	21.00
Ohio St.	4	4	47	0	18	11.75
Northwestern	5	13	319	0	96	24.54
Nebraska	5	11	155	0	40	14.09
Minnesota	5	9	165	0	21	18.33
Michigan St.	5	4	50	0	16	12.50
Michigan	5	4	61	0	20	15.25
Maryland	5	6	104	0	33	17.33
Iowa	5	15	356	0	39	23.73
Indiana	5	1	13	0	13	13.00
Illinois	5	5	95	0	27	19.00

PUNT RETURN TDS

Team	G	No	Yards	TD	Long	Avg.
Northwestern	5	7	146	1	72	20.86
Iowa	5	9	180	1	85	20
Wisconsin	5	10	63	0	15	6.3
Washington	5	6	48	0	25	8
UCLA	5	2	30	0	18	15
Southern California	6	6	30	0	19	5
Rutgers	5	4	29	0	15	7.25
Purdue	4	3	1	0	4	0.33
Penn St.	4	6	14	0	9	2.33
Oregon	5	4	27	0	12	6.75
Ohio St.	4	4	30	0	10	7.5
Nebraska	5	5	17	0	8	3.4
Minnesota	5	9	120	0	60	13.33
Michigan St.	5	0	0	0	0	0
Michigan	5	9	97	0	19	10.78
Maryland	5	5	44	0	17	8.8
Indiana	5	10	137	0	65	13.7
Illinois	5	4	84	0	37	21



2024-25 Big Ten Football
Extended Team Leaders
In Conference games

KICKOFF RETURNS

Team	G	No	Yards	TD	Long	Avg.
Iowa	5	27	1112	0	39	41.19
Penn St.	4	22	905	0	27	41.14
Ohio St.	4	23	942	0	18	40.96
Wisconsin	5	28	1146	0	74	40.93
Michigan	5	22	896	0	20	40.73
Maryland	5	22	894	0	33	40.64
Nebraska	5	19	768	0	40	40.42
Indiana	5	36	1451	0	13	40.31
Illinois	5	22	881	0	27	40.05
Northwestern	5	22	875	0	96	39.77
UCLA	5	19	753	0	24	39.63
Southern California	6	34	1341	0	80	39.44
Minnesota	5	24	945	0	21	39.38
Purdue	4	14	545	0	22	38.93
Oregon	5	33	1269	0	26	38.45
Michigan St.	5	22	839	0	16	38.14
Washington	5	24	880	0	29	36.67
Rutgers	5	19	690	0	18	36.32



**2024-25 Big Ten Football
Extended Team Leaders
In Conference games**

INTERCEPTION RETURN AVG

Team	G	No.	Yards	TD	Long	Avg.
UCLA	5	2	106	1	96	53.00
Northwestern	5	3	130	1	85	43.33
Southern California	6	5	132	1	55	26.40
Ohio St.	4	3	76	0	45	25.33
Indiana	5	6	151	1	78	25.17
Maryland	5	5	116	0	51	23.20
Penn St.	4	3	61	1	22	20.33
Nebraska	5	5	99	1	35	19.80
Illinois	5	3	47	0	27	15.67
Michigan	5	3	42	1	42	14.00
Michigan St.	5	5	58	0	36	11.60
Rutgers	5	2	23	0	23	11.50
Washington	5	4	44	0	24	11.00
Minnesota	5	8	79	1	45	9.88
Iowa	5	7	65	0	32	9.29
Wisconsin	5	2	8	0	8	4.00
Oregon	5	5	6	0	12	1.20
Purdue	4	3	0	0	0	0.00

FUMBLE RETURNS

Team	G	No.	Yards	TD	Long	Avg.
Wisconsin	5	6	0	0	0	0.00
Washington	5	1	0	0	0	0.00
UCLA	5	0	0	0	0	0.00
Southern California	6	5	0	0	0	0.00
Rutgers	5	2	3	0	3	1.50
Purdue	4	1	16	1	16	16.00
Penn St.	4	1	9	0	9	9.00
Oregon	5	4	0	0	0	0.00
Ohio St.	4	4	8	0	8	2.00
Northwestern	5	5	2	1	2	0.40
Nebraska	5	2	0	0	0	0.00
Minnesota	5	1	0	0	0	0.00
Michigan St.	5	0	0	0	0	0.00
Michigan	5	3	21	0	18	7.00
Maryland	5	3	0	0	0	0.00
Iowa	5	3	0	0	0	0.00
Indiana	5	3	0	0	0	0.00
Illinois	5	2	3	0	3	1.50

INTERCEPTION RETURNS

Team	G	No.	Yards	TD	Long	Avg.
Minnesota	5	8	79	1	45	9.88
Iowa	5	7	65	0	32	9.29
Indiana	5	6	151	1	78	25.17
Southern California	6	5	132	1	55	26.40
Oregon	5	5	6	0	12	1.20
Nebraska	5	5	99	1	35	19.80
Michigan St.	5	5	58	0	36	11.60
Maryland	5	5	116	0	51	23.20
Washington	5	4	44	0	24	11.00
Purdue	4	3	0	0	0	0.00
Penn St.	4	3	61	1	22	20.33
Ohio St.	4	3	76	0	45	25.33
Northwestern	5	3	130	1	85	43.33
Michigan	5	3	42	1	42	14.00
Illinois	5	3	47	0	27	15.67
Wisconsin	5	2	8	0	8	4.00
UCLA	5	2	106	1	96	53.00
Rutgers	5	2	23	0	23	11.50

FUMBLE RETURN YARDS

Team	G	No.	Yards	TD	Long	Avg.
Michigan	5	3	21	0	18	7.00
Purdue	4	1	16	1	16	16.00
Penn St.	4	1	9	0	9	9.00
Ohio St.	4	4	8	0	8	2.00
Rutgers	5	2	3	0	3	1.50
Illinois	5	2	3	0	3	1.50
Northwestern	5	5	2	1	2	0.40
Wisconsin	5	6	0	0	0	0.00
Washington	5	1	0	0	0	0.00
UCLA	5	0	0	0	0	0.00
Southern California	6	5	0	0	0	0.00
Oregon	5	4	0	0	0	0.00
Nebraska	5	2	0	0	0	0.00
Minnesota	5	1	0	0	0	0.00
Michigan St.	5	0	0	0	0	0.00
Maryland	5	3	0	0	0	0.00
Iowa	5	3	0	0	0	0.00
Indiana	5	3	0	0	0	0.00



**2024-25 Big Ten Football
Extended Team Leaders
In Conference games**

INTERCEPTION RET YARDS

Team	G	No.	Yards	TD	Long	Avg.
Indiana	5	6	151	1	78	25.17
Southern California	6	5	132	1	55	26.40
Northwestern	5	3	130	1	85	43.33
Maryland	5	5	116	0	51	23.20
UCLA	5	2	106	1	96	53.00
Nebraska	5	5	99	1	35	19.80
Minnesota	5	8	79	1	45	9.88
Ohio St.	4	3	76	0	45	25.33
Iowa	5	7	65	0	32	9.29
Penn St.	4	3	61	1	22	20.33
Michigan St.	5	5	58	0	36	11.60
Illinois	5	3	47	0	27	15.67
Washington	5	4	44	0	24	11.00
Michigan	5	3	42	1	42	14.00
Rutgers	5	2	23	0	23	11.50
Wisconsin	5	2	8	0	8	4.00
Oregon	5	5	6	0	12	1.20
Purdue	4	3	0	0	0	0.00

FUMBLE RETURN TDS

Team	G	No.	Yards	TD	Long	Avg.
Purdue	4	1	16	1	16	16.00
Northwestern	5	5	2	1	2	0.40
Wisconsin	5	6	0	0	0	0.00
Washington	5	1	0	0	0	0.00
UCLA	5	0	0	0	0	0.00
Southern California	6	5	0	0	0	0.00
Rutgers	5	2	3	0	3	1.50
Penn St.	4	1	9	0	9	9.00
Oregon	5	4	0	0	0	0.00
Ohio St.	4	4	8	0	8	2.00
Nebraska	5	2	0	0	0	0.00
Minnesota	5	1	0	0	0	0.00
Michigan St.	5	0	0	0	0	0.00
Michigan	5	3	21	0	18	7.00
Maryland	5	3	0	0	0	0.00
Iowa	5	3	0	0	0	0.00
Indiana	5	3	0	0	0	0.00
Illinois	5	2	3	0	3	1.50

INTERCEPTION RETURN TDS

Team	G	No.	Yards	TD	Long	Avg.
UCLA	5	2	106	1	96	53.00
Southern California	6	5	132	1	55	26.40
Penn St.	4	3	61	1	22	20.33
Northwestern	5	3	130	1	85	43.33
Nebraska	5	5	99	1	35	19.80
Minnesota	5	8	79	1	45	9.88
Michigan	5	3	42	1	42	14.00
Indiana	5	6	151	1	78	25.17
Wisconsin	5	2	8	0	8	4.00
Washington	5	4	44	0	24	11.00
Rutgers	5	2	23	0	23	11.50
Purdue	4	3	0	0	0	0.00
Oregon	5	5	6	0	12	1.20
Ohio St.	4	3	76	0	45	25.33
Michigan St.	5	5	58	0	36	11.60
Maryland	5	5	116	0	51	23.20
Iowa	5	7	65	0	32	9.29
Illinois	5	3	47	0	27	15.67

FUMBLE RECOVERED

Team	G	No.	Yards	TD	Long	Avg.
Wisconsin	5	6	0	0	0	0.00
Southern California	6	5	0	0	0	0.00
Northwestern	5	5	2	1	2	0.40
Oregon	5	4	0	0	0	0.00
Ohio St.	4	4	8	0	8	2.00
Michigan	5	3	21	0	18	7.00
Maryland	5	3	0	0	0	0.00
Iowa	5	3	0	0	0	0.00
Indiana	5	3	0	0	0	0.00
Rutgers	5	2	3	0	3	1.50
Nebraska	5	2	0	0	0	0.00
Illinois	5	2	3	0	3	1.50
Washington	5	1	0	0	0	0.00
Purdue	4	1	16	1	16	16.00
Penn St.	4	1	9	0	9	9.00
Minnesota	5	1	0	0	0	0.00
UCLA	5	0	0	0	0	0.00
Michigan St.	5	0	0	0	0	0.00



2024-25 Big Ten Football
Extended Team Leaders
In Conference games

FUMBLE RETURN AVG

Team	G	No.	Yards	TD	Long	Avg.
Purdue	4	1	16	1	16	16.00
Penn St.	4	1	9	0	9	9.00
Michigan	5	3	21	0	18	7.00
Ohio St.	4	4	8	0	8	2.00
Rutgers	5	2	3	0	3	1.50
Illinois	5	2	3	0	3	1.50
Northwestern	5	5	2	1	2	0.40
Wisconsin	5	6	0	0	0	0.00
Washington	5	1	0	0	0	0.00
UCLA	5	0	0	0	0	0.00
Southern California	6	5	0	0	0	0.00
Oregon	5	4	0	0	0	0.00
Nebraska	5	2	0	0	0	0.00
Minnesota	5	1	0	0	0	0.00
Michigan St.	5	0	0	0	0	0.00
Maryland	5	3	0	0	0	0.00
Iowa	5	3	0	0	0	0.00
Indiana	5	3	0	0	0	0.00

TURNOVER MARGIN

Team	Lost			Gained			Margin	Per/G	
	G	Fum	Int	Tot	Fum	Int			Tot
Iowa	5	2	3	5	3	7	10	5	1.00
Oregon	5	0	5	5	4	5	9	4	0.80
Minnesota	5	2	3	5	1	8	9	4	0.80
Indiana	5	2	4	6	3	6	9	3	0.60
Northwestern	5	2	4	6	5	3	8	2	0.40
Ohio St.	4	3	3	6	4	3	7	1	0.25
Southern California	6	4	6	10	5	5	10	0	0.00
Rutgers	5	0	4	4	2	2	4	0	0.00
Penn St.	4	1	3	4	1	3	4	0	0.00
Wisconsin	5	3	6	9	6	2	8	-1	-0.20
Washington	5	2	4	6	1	4	5	-1	-0.20
Purdue	4	3	2	5	1	3	4	-1	-0.25
Nebraska	5	2	6	8	2	5	7	-1	-0.20
Maryland	5	4	5	9	3	5	8	-1	-0.20
Michigan	5	5	3	8	3	3	6	-2	-0.40
Illinois	5	4	3	7	2	3	5	-2	-0.40
Michigan St.	5	5	4	9	0	5	5	-4	-0.80
UCLA	5	2	6	8	0	2	2	-6	-1.20

FIRST DOWNS

Team	G	Rush	Pass	Pen	Total	Avg/G
Southern California	6	37	87	8	132	22
Indiana	5	45	69	10	124	24.8
Oregon	5	49	65	8	122	24.4
Maryland	5	25	74	12	111	22.2
Washington	5	39	64	4	107	21.4
Illinois	5	41	51	14	106	21.2
Minnesota	5	30	58	15	103	20.6
Wisconsin	5	48	46	6	100	20
Michigan St.	5	44	48	8	100	20
Nebraska	5	38	48	13	99	19.8
Rutgers	5	40	45	11	96	19.2
Penn St.	4	34	51	7	92	23
UCLA	5	23	51	9	83	16.6
Michigan	5	47	29	5	81	16.2
Ohio St.	4	29	46	2	77	19.25
Iowa	5	41	28	5	74	14.8
Purdue	4	27	30	2	59	14.75
Northwestern	5	26	26	7	59	11.8

3RD-DOWN CONVERSIONS

Team	G	Conv.	Att.	Pct.
Indiana	5	32	58	55.17
Oregon	5	32	60	53.33
Penn St.	4	25	50	50
Minnesota	5	31	65	47.69
Southern California	6	36	78	46.15
Illinois	5	27	60	45
Iowa	5	28	64	43.75
Wisconsin	5	28	68	41.18
Maryland	5	30	74	40.54
Michigan St.	5	25	62	40.32
Ohio St.	4	20	50	40
Michigan	5	26	68	38.24
Nebraska	5	28	74	37.84
UCLA	5	22	59	37.29
Rutgers	5	28	77	36.36
Purdue	4	17	48	35.42
Washington	5	21	61	34.43
Northwestern	5	14	64	21.88



**2024-25 Big Ten Football
Extended Team Leaders
In Conference games**

1ST DOWNS RUSHING

Team	G	Rush	Pass	Pen	Total	Avg/G
Oregon	5	49	65	8	122	24.4
Wisconsin	5	48	46	6	100	20
Michigan	5	47	29	5	81	16.2
Indiana	5	45	69	10	124	24.8
Michigan St.	5	44	48	8	100	20
Iowa	5	41	28	5	74	14.8
Illinois	5	41	51	14	106	21.2
Rutgers	5	40	45	11	96	19.2
Washington	5	39	64	4	107	21.4
Nebraska	5	38	48	13	99	19.8
Southern California	6	37	87	8	132	22
Penn St.	4	34	51	7	92	23
Minnesota	5	30	58	15	103	20.6
Ohio St.	4	29	46	2	77	19.25
Purdue	4	27	30	2	59	14.75
Northwestern	5	26	26	7	59	11.8
Maryland	5	25	74	12	111	22.2
UCLA	5	23	51	9	83	16.6

OPT 3RD-DN CONVERT

Team	G	Conv.	Att.	Pct.
Oregon	5	16	57	28.07
Southern California	6	25	81	30.86
Penn St.	4	19	56	33.93
Indiana	5	22	63	34.92
Ohio St.	4	18	51	35.29
Nebraska	5	22	61	36.07
Wisconsin	5	27	73	36.99
Iowa	5	25	65	38.46
Northwestern	5	25	64	39.06
Washington	5	26	65	40
Rutgers	5	26	64	40.63
Michigan	5	29	71	40.85
Minnesota	5	32	68	47.06
Illinois	5	30	61	49.18
Maryland	5	33	66	50
Purdue	4	22	43	51.16
Michigan St.	5	37	69	53.62
UCLA	5	36	62	58.06

1ST DOWNS PASSING

Team	G	Rush	Pass	Pen	Total	Avg/G
Southern California	6	37	87	8	132	22
Maryland	5	25	74	12	111	22.2
Indiana	5	45	69	10	124	24.8
Oregon	5	49	65	8	122	24.4
Washington	5	39	64	4	107	21.4
Minnesota	5	30	58	15	103	20.6
UCLA	5	23	51	9	83	16.6
Penn St.	4	34	51	7	92	23
Illinois	5	41	51	14	106	21.2
Nebraska	5	38	48	13	99	19.8
Michigan St.	5	44	48	8	100	20
Wisconsin	5	48	46	6	100	20
Ohio St.	4	29	46	2	77	19.25
Rutgers	5	40	45	11	96	19.2
Purdue	4	27	30	2	59	14.75
Michigan	5	47	29	5	81	16.2
Iowa	5	41	28	5	74	14.8
Northwestern	5	26	26	7	59	11.8

4TH-DOWN CONVERSIONS

Team	G	Conv.	Att.	Pct.
Minnesota	5	5	5	100
Michigan	5	8	9	88.89
Oregon	5	5	7	71.43
Ohio St.	4	7	10	70
UCLA	5	6	9	66.67
Southern California	6	3	5	60
Michigan St.	5	3	5	60
Northwestern	5	4	7	57.14
Wisconsin	5	4	8	50
Penn St.	4	2	4	50
Indiana	5	4	8	50
Washington	5	6	14	42.86
Rutgers	5	6	15	40
Nebraska	5	4	11	36.36
Illinois	5	4	11	36.36
Iowa	5	1	3	33.33
Maryland	5	5	16	31.25
Purdue	4	0	4	0



**2024-25 Big Ten Football
Extended Team Leaders
In Conference games**

1ST DOWNS BY PENALTY

Team	G	Rush	Pass	Pen	Total	Avg/G
Minnesota	5	30	58	15	103	20.6
Illinois	5	41	51	14	106	21.2
Nebraska	5	38	48	13	99	19.8
Maryland	5	25	74	12	111	22.2
Rutgers	5	40	45	11	96	19.2
Indiana	5	45	69	10	124	24.8
UCLA	5	23	51	9	83	16.6
Southern California	6	37	87	8	132	22
Oregon	5	49	65	8	122	24.4
Michigan St.	5	44	48	8	100	20
Penn St.	4	34	51	7	92	23
Northwestern	5	26	26	7	59	11.8
Wisconsin	5	48	46	6	100	20
Michigan	5	47	29	5	81	16.2
Iowa	5	41	28	5	74	14.8
Washington	5	39	64	4	107	21.4
Purdue	4	27	30	2	59	14.75
Ohio St.	4	29	46	2	77	19.25

OPP 4TH-DN CONVERT

Team	G	Conv.	Att.	Pct.
Indiana	5	3	15	20
Ohio St.	4	1	4	25
Northwestern	5	4	10	40
Oregon	5	5	12	41.67
Illinois	5	4	9	44.44
Nebraska	5	6	13	46.15
UCLA	5	1	2	50
Minnesota	5	3	6	50
Maryland	5	1	2	50
Penn St.	4	5	9	55.56
Iowa	5	5	9	55.56
Wisconsin	5	4	7	57.14
Michigan	5	4	7	57.14
Washington	5	3	5	60
Southern California	6	13	21	61.9
Michigan St.	5	5	7	71.43
Purdue	4	3	4	75
Rutgers	5	7	9	77.78

OPPONENT 1ST DOWNS

Team	G	Rush	Pass	Pen	Total	Avg/G
Ohio St.	4	21	34	4	59	14.75
Penn St.	4	24	36	3	63	15.75
Wisconsin	5	37	42	4	83	16.6
Oregon	5	33	44	6	83	16.6
Washington	5	47	26	11	84	16.8
Indiana	5	31	46	11	88	17.6
Nebraska	5	32	46	12	90	18
Minnesota	5	35	52	7	94	18.8
Michigan	5	38	51	7	96	19.2
Iowa	5	41	52	4	97	19.4
Michigan St.	5	32	58	8	98	19.6
Purdue	4	37	58	12	107	26.75
Northwestern	5	42	60	5	107	21.4
Rutgers	5	45	59	5	109	21.8
UCLA	5	30	65	17	112	22.4
Illinois	5	54	53	5	112	22.4
Maryland	5	36	68	11	115	23
Southern California	6	48	66	14	128	21.33



**2024-25 Big Ten Football
Extended Team Leaders
In Conference games**

SACKS BY

Team	G	No.	Yards	Avg/G
Oregon	5	17	103	3.4
Michigan	5	17	105	3.4
Illinois	5	15	116	3
Nebraska	5	14	90	2.8
Indiana	5	14	102	2.8
Ohio St.	4	11	50	2.75
Southern California	6	10	64	1.67
Penn St.	4	10	77	2.5
Iowa	5	10	71	2
Maryland	5	9	56	1.8
Rutgers	5	8	50	1.6
Purdue	4	8	60	2
Northwestern	5	8	53	1.6
Wisconsin	5	7	46	1.4
Minnesota	5	6	49	1.2
Washington	5	5	40	1
UCLA	5	5	36	1
Michigan St.	5	1	9	0.2

KICKOFF COVERAGE

Team	G	No	Yards	Avg.	Ret.	TB	NetAvg
Iowa	5	27	1747	64.7	188	16	36.7
Penn St.	4	22	1412	64.18	107	16	41.36
Ohio St.	4	23	1486	64.61	19	21	39.74
Wisconsin	5	28	1796	64.14	109	18	39
Michigan	5	22	1397	63.5	26	10	49.36
Maryland	5	22	1355	61.59	100	10	43.91
Nebraska	5	19	1197	63	119	10	41.68
Indiana	5	36	2211	61.42	332	9	52.86
Illinois	5	22	1411	64.14	97	16	40.05
Northwestern	5	22	1397	63.5	180	12	35.36
UCLA	5	19	1183	62.26	87	7	42.26
Southern California	6	34	2196	64.59	148	23	42.85
Minnesota	5	24	1535	63.96	44	20	36.25
Purdue	4	14	862	61.57	17	11	36.71
Oregon	5	33	2035	61.67	63	23	40.85
Michigan St.	5	22	1346	61.18	166	12	43.68
Washington	5	24	1474	61.42	279	9	44.71
Rutgers	5	19	1077	56.68	213	4	50.47

SACKS AGAINST

Team	G	No.	Yards	Avg/G
Wisconsin	5	3	11	0.6
Oregon	5	3	30	0.6
Penn St.	4	4	17	1
Ohio St.	4	4	24	1
Indiana	5	4	32	0.8
Iowa	5	6	35	1.2
Southern California	6	8	51	1.33
Michigan	5	9	60	1.8
Northwestern	5	10	68	2
Minnesota	5	10	59	2
Rutgers	5	11	68	2.2
Maryland	5	11	108	2.2
Purdue	4	12	87	3
Washington	5	14	80	2.8
UCLA	5	14	95	2.8
Nebraska	5	16	128	3.2
Michigan St.	5	17	111	3.4
Illinois	5	19	113	3.8

RED ZONE OFFENSE

Team	G	Scores	Pct.	TDs	(R-P)	FGs	TurnO
Ohio St.	4	16 - 16	100.00	14	5 - 9	2 - 2	0
Minnesota	5	18 - 18	100.00	14	6 - 8	4 - 4	0
Indiana	5	27 - 28	96.43	24	13 - 11	3 - 3	0
Southern California	6	18 - 19	94.74	16	6 - 10	2 - 2	1
Penn St.	4	15 - 16	93.75	10	6 - 4	5 - 5	1
Iowa	5	12 - 13	92.31	9	7 - 2	3 - 3	0
UCLA	5	10 - 11	90.91	5	2 - 3	5 - 5	1
Purdue	4	9 - 11	81.82	5	2 - 3	4 - 6	0
Maryland	5	13 - 16	81.25	11	5 - 6	2 - 2	3
Illinois	5	17 - 21	80.95	12	5 - 7	5 - 6	3
Oregon	5	19 - 24	79.17	17	9 - 8	2 - 2	4
Wisconsin	5	16 - 21	76.19	14	12 - 2	2 - 3	3
Rutgers	5	12 - 16	75.00	9	7 - 2	3 - 4	3
Northwestern	5	9 - 12	75.00	5	4 - 1	4 - 5	2
Washington	5	16 - 22	72.73	10	4 - 6	6 - 10	2
Michigan	5	8 - 11	72.73	6	4 - 2	2 - 3	1
Nebraska	5	12 - 18	66.67	9	5 - 4	3 - 5	4
Michigan St.	5	12 - 18	66.67	7	3 - 4	5 - 6	5



**2024-25 Big Ten Football
Extended Team Leaders
In Conference games**

PENALTIES

Team	G	No.	Yards	Avg/G
Rutgers	5	19	123	24.6
Iowa	5	12	145	29
Oregon	5	21	164	32.8
Wisconsin	5	22	168	33.6
Michigan	5	19	180	36
Illinois	5	25	185	37
Penn St.	4	17	149	37.25
Ohio St.	4	16	156	39
Minnesota	5	25	200	40
Northwestern	5	25	209	41.8
Washington	5	26	223	44.6
Indiana	5	26	238	47.6
Michigan St.	5	30	250	50
Southern California	6	38	322	53.67
Maryland	5	34	323	64.6
Nebraska	5	41	329	65.8
UCLA	5	40	359	71.8
Purdue	4	31	298	74.5

RED ZONE DEFENSE

Team	G	Scores	Pct.	TDs	(R-P)	FGs	TurnO
Ohio St.	4	8 - 12	66.67	4	2 - 2	4 - 4	4
Penn St.	4	7 - 10	70.00	5	1 - 4	2 - 3	2
Oregon	5	10 - 14	71.43	6	4 - 2	4 - 5	3
Northwestern	5	17 - 23	73.91	12	7 - 5	5 - 5	4
Wisconsin	5	10 - 13	76.92	6	2 - 4	4 - 6	1
Michigan	5	18 - 23	78.26	13	5 - 8	5 - 7	3
Rutgers	5	15 - 19	78.95	14	9 - 5	1 - 4	1
Indiana	5	12 - 15	80.00	8	5 - 3	4 - 4	3
Illinois	5	17 - 20	85.00	14	8 - 6	3 - 4	2
Southern California	6	20 - 23	86.96	13	10 - 3	7 - 7	3
Nebraska	5	14 - 16	87.50	13	4 - 9	1 - 2	1
Iowa	5	15 - 17	88.24	11	2 - 9	4 - 5	1
Michigan St.	5	16 - 18	88.89	14	7 - 7	2 - 2	2
Purdue	4	18 - 20	90.00	15	10 - 5	3 - 5	0
Maryland	5	18 - 20	90.00	14	7 - 7	4 - 4	1
UCLA	5	20 - 22	90.91	18	10 - 8	2 - 2	1
Washington	5	12 - 13	92.31	8	5 - 3	4 - 4	1
Minnesota	5	12 - 13	92.31	9	7 - 2	3 - 3	0

OPPONENT PENALTIES

Team	G	No.	Yards	Avg/G
Maryland	5	33	310	62
Nebraska	5	27	295	59
Minnesota	5	29	288	57.6
Illinois	5	31	281	56.2
Indiana	5	31	267	53.4
Penn St.	4	24	198	49.5
Oregon	5	30	247	49.4
Purdue	4	23	194	48.5
UCLA	5	29	242	48.4
Rutgers	5	32	238	47.6
Wisconsin	5	29	224	44.8
Iowa	5	24	199	39.8
Michigan	5	27	188	37.6
Michigan St.	5	21	185	37
Southern California	6	28	219	36.5
Washington	5	18	176	35.2
Northwestern	5	18	159	31.8
Ohio St.	4	13	111	27.75



**2024-25 Big Ten Football
Extended Team Leaders
In Conference games**

TIME OF POSSESSION

Team	G	Total possession	Avg/G
Ohio St.	4	128:31	32:08
Penn St.	4	127:47	31:57
Nebraska	5	159:29	31:54
Michigan St.	5	157:39	31:32
Washington	5	156:31	31:18
Indiana	5	153:38	30:44
Maryland	5	153:26	30:41
Oregon	5	152:34	30:31
Southern California	6	182:36	30:26
UCLA	5	151:35	30:19
Michigan	5	149:33	29:55
Minnesota	5	147:35	29:31
Wisconsin	5	144:56	28:59
Rutgers	5	144:41	28:56
Illinois	5	144:12	28:50
Purdue	4	114:46	28:41
Iowa	5	136:58	27:23
Northwestern	5	133:53	26:47



**2024-25 Big Ten Football
Conference Active Individual Leaders
In Conference games**

RUSHING (Minimum Games Played Pct. 75%, 10 Rushing Attempts/Game)

#	Player	G	Att.	Yds	Avg.	TD	Lg	Avg/g
---	--------	---	------	-----	------	----	----	-------

PASSING AVG/GAME (Minimum Games Played Pct. 75%)

#	Player	G	Comp-att-int	Yds	TD	Avg/g
---	--------	---	--------------	-----	----	-------

PASS EFFICIENCY (Minimum Games Played Pct. 75%, 15 Total Passes/Game)

#	Player	G	Comp-att-int	Yds	TD	Eff.
---	--------	---	--------------	-----	----	------

RECEPTIONS/GAME (Minimum Games Played Pct. 75%)

#	Player	G	No.	Yds	TD	Lg	Yds/g	Rec/g
---	--------	---	-----	-----	----	----	-------	-------

RECEIVE YDS/GAME (Minimum Games Played Pct. 75%)

#	Player	G	No.	Yds	TD	Long	Avg/c	Yds/g
---	--------	---	-----	-----	----	------	-------	-------

ALL PURPOSE (Minimum Games Played Pct. 75%)

#	Player	G	Rush	Rcv	PR	KR	Yds	Avg/g
---	--------	---	------	-----	----	----	-----	-------

PUNTING (Minimum Games Played Pct. 75%, 3.6 Punts/Game)

#	Player	G	No.	Yds	Lg	I20	50+	TB	Avg.
---	--------	---	-----	-----	----	-----	-----	----	------

FIELD GOALS (Minimum Games Played Pct. 75%)

#	Player	G	Made	Att.	Long	Pct.	Avg.
---	--------	---	------	------	------	------	------

FIELD GOAL PCT (Minimum Games Played Pct. 75%)

#	Player	G	Made	Att.	Long	Pct.
---	--------	---	------	------	------	------

PAT KICKING PCT (Minimum Games Played Pct. 75%)

#	Player	G	Made	Att.	Pct.
---	--------	---	------	------	------

TOTAL OFFENSE (Minimum Games Played Pct. 75%)

#	Player	G	Rush	Pass	Plays	Total	Yds/g
---	--------	---	------	------	-------	-------	-------

SCORING (Minimum Games Played Pct. 75%)

#	Player	G	TD	FG	XPT	2XP	Pts	Pts/g
---	--------	---	----	----	-----	-----	-----	-------

SCORING (TDs) (Minimum Games Played Pct. 75%, 1 Touchdowns)

#	Player	G	Run	Rec	Ret	Pts	Avg/g
---	--------	---	-----	-----	-----	-----	-------

SCORING (KICK) (Minimum Games Played Pct. 75%)

#	Player	G	PAT	FG	Pts	Avg/g
---	--------	---	-----	----	-----	-------

PUNT RETURN AVG (Minimum Games Played Pct. 75%)

#	Player	G	No.	Yds	TD	Long	Avg.
---	--------	---	-----	-----	----	------	------

KICK RETURN AVG (Minimum Games Played Pct. 75%)

#	Player	G	No.	Yds	TD	Long	Avg.
---	--------	---	-----	-----	----	------	------



2024-25 Big Ten Football
Conference Active Individual Leaders
In Conference games

TACKLES (All positions) (Minimum Games Played Pct. 75%)

#	Player	G	Pos	Solo	Ast	Total	Avg/g
---	--------	---	-----	------	-----	-------	-------

SACKS (Minimum Games Played Pct. 75%)

#	Player	G	Pos	Solo	Ast	Total	Avg/g
---	--------	---	-----	------	-----	-------	-------

TACKLES FOR LOSS (Minimum Games Played Pct. 75%, 1.25 Total Tackles For Loss/Game)

#	Player	G	Pos	Solo	Ast	Total	Avg/g
---	--------	---	-----	------	-----	-------	-------



**2024-25 Big Ten Football
Conference Active Individual Leaders
In Conference games**

FUMBLES FORCED (Minimum Games Played Pct. 75%)

#	Player	G	No.	Avg/g
---	--------	---	-----	-------

FUMBLES RECOVERED (Minimum Games Played Pct. 75%)

#	Player	G	No.	Avg/g
---	--------	---	-----	-------

PASSES DEFENDED (Minimum Games Played Pct. 75%)

#	Player	G	Brup	Int.	Total	Avg/g
---	--------	---	------	------	-------	-------

INTERCEPTIONS (Minimum Games Played Pct. 75%)

#	Player	G	No.	Yds	TD	Long	Avg/g
---	--------	---	-----	-----	----	------	-------