


2024-25 BIG TEN WOMEN'S BASKETBALL MEDIA GUIDE



BIG LIFE. BIG STAGE. BIG TEN.

TABLE OF CONTENTS

CONTENTS

Media Information.....	2
The Big Ten Conference	3
Commissioner Tony Petitti	4
Big Life. Big Stage. Big Ten.....	5
2023-24 SEASON IN REVIEW	6-15
2023-24 Season in Review	6-7
Individual & Team Stats - All Games.....	8-11
Individual & Team Stats - Conference Games	12-15
RECORDS	16-40
Individual Records - All Games.....	16-20
Team Records - All Games	21-23
Individual Records - Conference Games	24-26
Team Records - Conference Games	27-29
Career Clubs.....	30-32
Annual Statistical Champions - Individual.....	33-36
Annual Statistical Champions - Team	37-40
COACHING RECORDS	41-47
Current Coaches Year-by-Year Records.....	41-44
All Coaches Records by School.....	45-46
All-Time Coaching Records	47
BIG TEN WOMEN'S BASKETBALL TOURNAMENT.....	48-57
Big Ten Tournament All-Time Results	48-50
Big Ten Tournament History	50
Big Ten Tournament Honors.....	51
Big Ten Tournament Attendance	51
Big Ten Tournament Records.....	52-57
Big Ten Tournament Championship Game Records.....	57
HISTORY	58-72
Annual Conference Standings	58-61
NCAA Tournament History	62-66
NIT/WNIT History.....	67-68
WBI History.....	68
WBIT History.....	69
Attendance.....	70
Big Ten in Final Polls.....	71-72
HONORS	73-90
National Honors	73-74
Big Ten in the WNBA Draft.....	75-76
Big Ten Honors.....	77-79
Weekly Honorees.....	80-84
Academic All-Big Ten	85-89
Academic All-Americans	86
Big Ten Medal of Honor.....	90

CREDITS

The 2024-25 Big Ten Conference women's basketball media guide is produced by the Big Ten Conference communications office. Additional information for this publication was supplied by the athletic communications offices of Big Ten member institutions. A special thanks is extended to all those who assisted on this project, especially the Big Ten communications directors and their staffs, who were invaluable to the completion of this guide.

MEDIA INFORMATION

Dear media member:

Welcome to the 2024-25 Big Ten Conference women's basketball season! The Big Ten Conference would like to thank those media members who have covered Big Ten basketball over the years and would like to welcome those new to our conference. This media guide is intended to assist in the media's coverage of Big Ten Conference women's basketball.

As always, please feel free to contact us if you have any questions or need assistance. We look forward to working with you this season!

COMMUNICATIONS SERVICES

Website

Weekly releases, statistics and standings for Big Ten Conference women's basketball, along with information on the 2025 Big Ten Conference Women's Basketball Tournament, will be available online at bigten.org.

Social Media

For real-time updates, follow us on X (formerly Twitter) [@B1GWBBall](https://twitter.com/B1GWBBall) and [@BigTen](https://twitter.com/BigTen). You can also become a fan of the Big Ten Conference on Facebook at facebook.com/BigTenConference and Instagram [@bigten](https://instagram.com/bigten) or [@B1GWBB](https://instagram.com/B1GWBB).

Email Service

Information on Big Ten Conference women's basketball will be emailed throughout the year to accredited media. The Big Ten Conference utilizes a media email list website which requires media to fill out an online application to receive media emails. Once the information is submitted, media can control and adjust their own accounts to only receive the information they need. Media may also remove themselves from the media email list if necessary. For the media email list website address, contact Big Ten Conference Associate Director of Communications Candace Johnson.

Weekly Awards

The Big Ten Conference office typically announces weekly women's basketball award winners on Mondays. Award winners are chosen by a vote of the Big Ten Communications staff from nominations supplied by the schools' communications offices.

Postseason Awards

The Big Ten Conference head coaches and a select media panel will vote for the All-Big Ten teams (first, second and honorable mention, as well as all-freshman and all-defensive), along with Coach, Player, Freshman, Defensive Player and Sixth Player of the Year. In addition, the Big Ten Conference names one Sportsmanship Award honoree from each institution. These 18 students become candidates for the Big Ten Conference Outstanding Sportsmanship Award, as the conference honors one male and one female student from each institution at the end of the school year. Academic All-Big Ten Teams are named for every sport. The teams are composed of all letterwinners who are in at least their second academic year at their institution and carry a cumulative grade-point average (GPA) of 3.0 or higher. The conference office also presents the Distinguished Scholar Award at the end of each academic year. Students eligible for the Distinguished Scholar Award must be letterwinners in at least their second year in residence at their institution. Qualifying students must have earned a GPA of 3.7 or higher for the current academic year, excluding summer school.

THE BIG TEN CONFERENCE

5440 Park Place • Rosemont, IL 60018 • Phone: 847-696-1010

Web Site: bigten.org | Twitter: @BigTen, @B1GWBBall
Instagram: @BigTen | Facebook: /BigTenConference

Senior Administration

Tony Petitti Commissioner
Kerry Kenny Chief Operating Officer
Diane Dietz Deputy Commissioner
Laura Anderson Chief Financial Officer and Treasurer
Anil Gollahalli Chief Legal Officer & General Counsel
Omar Brown Senior Vice President, Community & Impact
Chad Hawley Senior Vice President, Policy & Compliance
Rebecca Pany Senior Vice President, Sports Administration
A.J. Edds Vice President, Football Administration
Mimi Schleis Executive Assistant to the Commissioner

Basketball Administration

Megan Kahn Vice President, Women's Basketball
Brad Taylor Vice President, Men's Basketball

Branding & Marketing

Robin Jentes Senior Director, Branding
Chris Althoff Director, Creative Strategy
Jessica Ley Associate Director, Marketing
Joe Longo Assistant Director, Branding

Communications

Diane Dietz Deputy Commissioner
Paul Kennedy Vice President, Sports Communications
Scott Markley Vice President, Strategic Communications
Megan Althoff Director, Communications
David Howell Associate Director, Communications
Daniel Jankowski Associate Director, Communications
Candace Johnson Associate Director, Communications
Ashley Harding Assistant Director, Communications
Adam McCaffery Coordinator, Communications

Community & Impact

Omar Brown Senior Vice President, Community & Impact
Mya Perez Assistant Director, Community & Impact
Kayla Bock Coordinator, Community & Impact

Compliance & Policy

Chad Hawley Senior Vice President, Policy & Compliance
Katie Ahrens Smith Vice President, Policy & Compliance
Gil Grimes Senior Director, Compliance
Fred Krauss Director, Policy
Alexis Barnes Assistant Director, Compliance
Madeline Russell Executive Assistant, Compliance

Events & Operations

Katie Egloff Vice President, Events & Operations
Erica Holmes Senior Director, Basketball Operations
Kaylah Hughes Senior Director, Football Operations
Justin Jenkins Director, Events, Operations, & Sports Administration
CJ Michie Assistant Director, Events & Operations
Callie Dill Assistant Director, Ticketing Operations
Hannah Mladenik Coordinator, Meetings & Operations

Facilities

Bill Rochon Senior Director, Facilities
Jasmin Imamovic Front Desk Security Manager
Henry Light Coordinator, Facilities

Finance

Laura Anderson Chief Financial Officer and Treasurer
Kyle Borsheim Controller
Cori Daizovi Associate Director, Business Operations
Ella Demaray Business Operations Associate

Football Administration

A.J. Edds Vice President, Football Administration
Grace Delzer Coordinator, Football Administration

Information Technology

Michael McCarthy Senior IT Manager
Drew Bigelow IT Manager

Legal

Anil Gollahalli Chief Legal Officer & General Counsel
Phil Zecek Assistant General Counsel
Tyler Marx Paralegal

Office Administration

Brenda Hilton Senior Director, Administration
Kylie Anderson Executive Assistant

Officiating Technology

Mike Ortiz Vice President, Replay
Tony Buyniski Senior Director, Officiating Technology & Services
Joseph Hamata Director, Officiating Technology
Sam Arvaneh Associate Director, Officiating Technology

People & Culture

Satvik Patel Senior Director, People & Culture

Social Media

Tim Shanahan Senior Director, Digital & Social Media
Dennis Graham Associate Director, Digital & Social Media
Jordan Menard Assistant Director, Digital & Social Media

Sports Administration

Rebecca Pany Senior Vice President, Sports Administration
Wendy Fallen Vice President, Sports Administration
Adam Augustine Senior Director, Sports Administration, Ice Hockey Commissioner
Logan Young Director, Sports Administration
Noor Davis Associate Director, Sports Administration
Janelle McDaniel Associate Director, Olympic Sport Officiating
Katie Stankiewicz Associate Director, Sports Administration
Eriana Henderson Assistant Director, Sports Administration

Television Administration

Kerry Kenny Chief Operating Officer
Grace McNamara Senior Director, Television Administration
Brant Steinberg Coordinator, Special Projects

Coordinators of Officials

Marcia Alterman Coordinator of Volleyball Officials
Cien Asoera Coordinator of Men's and Women's Soccer Officials
Patty Broderick Coordinator of Women's Basketball Officials
Bill Carollo Coordinator of Football Officials
Rich Fetchiet Coordinator of Baseball Officials
Mike Hagerty Coordinator of Wrestling Officials
Lisa Mushett Coordinator of Tennis Officials
Steve Piotrowski Coordinator of Ice Hockey Officials
Lance Sarabia Coordinator of Field Hockey Officials
Mara Wager Coordinator of Women's Lacrosse Officials
Sally Walker Coordinator of Softball Officials
Terry Wymer Coordinator of Men's Basketball Officials


BIG TEN COMMUNICATIONS STAFF



PAUL KENNEDY
Vice President,
Sports Communications
Office: 847-696-1010
pkennedy@bigten.org



SCOTT MARKLEY
Vice President, Strategic
Communications
Office: 847-696-1010
smarkley@bigten.org



MEGAN ROWLEY
Director
Office: 847-696-1010
mrowley@bigten.org



DAVID HOWELL
Associate Director
Office: 847-696-1010
dhowell@bigten.org



DANIEL JANKOWSKI
Associate Director
Office: 847-696-1010
djankowski@bigten.org



CANDACE JOHNSON
Associate Director
Office: 847-696-1010
cjohnson@bigten.org



ASHLEY HARDING
Assistant Director
Office: 847-696-1010
aharding@bigten.org



ADAM McCAFFERY
Coordinator
Office: 847-696-1010
amccaffery@bigten.org

COMMISSIONER TONY PETITTI



Tony Petitti was named the seventh commissioner in Big Ten Conference history on April 11, 2023. His first year of leadership included the integration of UCLA, USC, the University of Oregon, and the University of Washington, all of whom officially joined the Big Ten on August 2, 2024, growing the conference's membership to 18 institutions for the first time.

Petitti is a proven leader who brought nearly four decades of sports, business and media industry acumen to the Big Ten Conference. He previously served as deputy commissioner and chief operating officer of Major League Baseball and president and chief executive officer of MLB Network.

A 14-time National Sports Emmy Award winner, Petitti also held senior executive roles at CBS Sports and ABC Sports overseeing rights acquisition deals for a variety of sports leagues and collegiate and professional sports events, including the NCAA Men's Basketball Tournament, college football, NFL, PGA Tour, the Masters, US Open Tennis Championships, and the Little League World Series, as well as assisting in the creation of the Bowl Championship Series. He is a 2023 inductee into the Sports Broadcasting Hall of Fame.


As Deputy Commissioner and Chief Operating Officer for Major League Baseball from 2014-20, Petitti led broadcast and digital media, special events, MLB Network, MLB social media, consumer products and licensing, marketing, youth development, international, and security.

Before joining MLB, he was President and Chief Executive Officer of MLB Network from its creation until 2014. Petitti led the imagination, buildout and launch of the channel in 50 million homes, at the time the largest cable network launch in history. His vision touched every aspect of content and operations at the network, including programming, on-air talent, production, studio creation, and supporting facilities.

Petitti was selected to run MLB Network after a distinguished tenure with CBS, ending his time as the executive vice president of CBS Sports. He led the sports programming division and served as executive producer for all CBS Sports telecasts.

His professional career began with two years at the law firm of Cadwalader, Wickersham and Taft, after which he transitioned into broadcasting as a general attorney for ABC. Over the course of his eight years at the network, he was ultimately named vice president of programming and managed the acquisition and scheduling of ABC Sports content, including college football, college basketball, track and field, the Little League World Series and NASCAR events.

Petitti was a student-athlete at Haverford College, where he earned a degree in economics and was a catcher on the baseball team, and received his J.D. from Harvard Law School. He has two daughters, Danielle, a graduate of Vanderbilt University, and Ally, a graduate of the University of Southern California.



Big Life. Big Stage. Big Ten.

Since its inception in 1896, the pursuit and attainment of academic excellence has been a priority for every Big Ten member institution. But maintaining the conference’s standard of competing at the highest level in athletics also endures as an important component of the Big Ten experience. Striking that balance between academics and athletics is integral to the Big Ten’s identity. Recognized as one of intercollegiate sports’ most successful undertakings, the Big Ten strives for success from its students not only on the field and in the classroom, but around the world as well.

PREMIER ACADEMIC INSTITUTIONS

The Big Ten Academic Alliance is an academic consortium of all 18 Big Ten universities, which is widely considered to be the model for effective and voluntary collaboration among top research universities.

Every Big Ten Academic Alliance institution ranks among the top 90 universities in the nation according to the 2024 Academic Ranking of World Universities, including 10 in the top 40.

The Big Ten leads all conferences with more than 1,900 Academic All-Americans, including 80 honorees during the 2023-24 academic year.

Big Ten Academic Alliance schools annually conduct \$17 billion in funded research.

A HISTORY OF ATHLETIC SUCCESS

Big Ten schools have won at least five national championships in 26 of the last 30 years, averaging nearly seven per year during that span.

Since the 2005-06 academic year, current Big Ten institutions have claimed 119 team national championships in 26 different sports.

BROAD-BASED PROGRAMMING

Big Ten institutions support more than 11,000 participation opportunities on 350 teams in 42 different sports.

The Big Ten sponsors 28 official conference sports, 14 for men and 14 for women.

The Big Ten leads the nation in total students competing in intercollegiate athletics and participation opportunities, and sponsors more official sports than all conferences except the Ivy League.

Nearly 2,000 Big Ten competitors have participated in the Olympics, winning more than 600 medals, including more than 200 gold. The Big Ten Conference enjoyed its finest performance at a single Olympic Games during the 2024 Summer Olympics in Paris, France, as athletes with Big Ten ties set conference records by earning 98 total medals and 27 gold medals during the 17-day competition, surpassing the previous mark of 51 medals at the 2020 Summer Games in Tokyo, Japan. All 18 Big Ten member schools were represented at the 2024 Summer Games, competing for 64 nations in 17 sports.

PASSIONATE FOLLOWING

The Big Ten leads all conferences with 9.4 million alumni and nearly 823,000 students.

Big Ten men’s and women’s basketball combined for 4.3 million fans in their home arenas throughout the 2023-24 season and paced the nation in total attendance. Volleyball Day in Nebraska attracted 92,003 fans, the largest attendance in women’s sports history. All seven of the Big Ten ice hockey teams also ranked in the top 15 nationally in average attendance.

In 2023-24, Big Ten women’s basketball programs set ratings records on seven different networks – BTN, FOX, FS1, NBC, Peacock, ESPN and CBS.

LEADERS IN INNOVATION

Took part in the nation’s first bowl game, winning the 1902 Rose Bowl Game, and signed an exclusive contract with the Tournament of Roses in 1946, making it the first bowl with permanent conference affiliations.

Awarded the first Big Ten Medal of Honor in 1915, honoring outstanding seniors who demonstrated excellence in academics and athletics.

Formed the Big Ten Advisory Commission in 1972, enlisting former students that competed in conference athletics to serve as liaisons to the NCAA’s Diversity and Inclusion Department, the Big Ten Student-Athlete Advisory Commission and other organizations.

Became the first conference to voluntarily adopt male and female participation goals after launching its Gender Equity Action Plan in 1992.

Launched the Big Ten Network (BTN) in 2007, the first national conference-owned television network.

Began partnering with the Ivy League to study the effects of head injuries in sports in 2012.

Twenty years after adding instant replay in 2004, announced a state-of-the-art replay center, featuring 18 dedicated replay bays and six dedicated medical observation stations.

Championed new legislation for football permitting coach-to-player helmet communication and the use of sideline video by student-athletes, and coaches, both of which were introduced in the fall of 2024.

EXTENSIVE TELEVISION EXPOSURE

Through the Big Ten’s current media agreements with BTN, NBC, Peacock, CBS and FOX, more than 2,000 Big Ten events are produced and distributed nationally and globally on an annual basis.

BTN reaches nearly 50 million homes and is also available via the Fox Sports App, delivering live and on-demand programming to computers, smartphones and tablets. B1G+ streams more than 2,000 additional events each season.

COMMUNITY & IMPACT

The Big Ten Conference is dedicated to making a lasting impact on the communities where its major events are held. In recent years, the conference has hosted sports clinics, renovated recreation centers and given elementary-aged children the chance to experience major Big Ten events.

Around the Big Ten Football Championship Game and Basketball Tournaments, the conference focuses on creating meaningful improvements, aiming to leave each location better than it was found.

Moving forward, the Big Ten will continue to collaborate with the College Football Playoff Foundation, local sports organizations and school district foundations to enhance spaces for teachers and children and provide educational opportunities for youth.

2023-24 SEASON IN REVIEW

STANDINGS

	Conference Games					All Games					Last	
	W-L	PCT	H	A	Streak	W-L	PCT	H	A	N	10	Stk
*Ohio State+	16-2	.889	9-0	7-2	L1	26-6	.812	16-2	8-2	2-2	7-3	L1
*Iowa^	15-3	.833	9-0	6-3	W3	34-5	.872	15-1	8-3	11-1	9-1	L1
*Indiana	15-3	.833	9-0	6-3	W3	28-6	.824	19-0	7-4	2-2	7-3	L1
Michigan State	12-6	.667	7-2	5-4	W5	22-9	.710	13-2	6-4	3-3	6-4	L2
*Nebraska	11-7	.611	7-2	4-5	L1	23-12	.657	13-3	5-7	5-2	7-3	L1
<i>Penn State</i>	9-9	.500	5-4	4-5	W2	22-13	.629	15-4	5-6	2-3	6-4	L1
Michigan	9-9	.500	4-5	4-5	W1	20-14	.588	11-4	5-6	4-4	5-5	L2
Maryland	9-9	.500	6-3	3-6	L1	19-14	.576	12-3	3-8	4-3	6-4	L2
Illinois\$	8-10	.444	5-4	3-6	W1	19-15	.559	12-5	4-7	3-3	7-3	W5
Wisconsin	6-12	.333	3-6	3-6	L3	15-17	.469	9-8	5-7	1-2	4-6	L1
Minnesota	5-13	.278	4-5	1-8	L4	20-15	.571	15-6	4-8	1-1	5-5	L1
Purdue	5-13	.278	3-6	2-7	L2	15-19	.441	10-7	4-9	1-3	4-6	L1
Northwestern	4-14	.222	2-7	2-7	W1	9-21	.300	6-9	3-9	0-3	2-8	L1
Rutgers	2-16	.111	1-8	1-8	L4	8-24	.250	7-11	1-10	0-3	2-8	L5

* - AP or USA Today/WBCA polls + - Big Ten Champion ^ - Big Ten Tournament Champion \$ - WBIT Champion
 NOTE: 2024 NCAA Tournament participants in bold, WBIT participants in italics, WNIT participants in bold and italics

IN THE POLLS - AP/WBCA-USA TODAY

	ILL	IND	IOWA	MD	MICH	MSU	MINN	NEB	NU	OSU	PSU	PUR	RU	WIS
Preseason	23/RV	9/9	3/3	14/11	-/23	-/-	-/-	RV/RV	-/-	7/6	-/-	-/-	-/-	-/-
Nov. 13/14	RV/-	18/17	2/2	20/19	-/RV	-/-	-/-	-/-	-/-	13/T10	-/-	-/-	-/-	-/-
Nov. 20/21	-/-	21/19	5/6	RV/24	RV/RV	-/-	-/-	-/-	-/-	15/12	-/-	-/-	-/-	-/-
Nov. 27/28	-/-	17/17	4/4	RV/RV	-/RV	-/-	-/-	-/-	-/-	16/13	RV/-	-/-	-/-	-/-
Dec. 4/5	-/-	16/15	4/3	-/RV	-/25	RV/-	-/-	-/-	-/-	12/11	25/RV	-/-	-/-	-/-
Dec. 11/12	-/-	15/15	4/3	-/RV	-/RV	RV/-	RV/-	RV/-	-/-	T12/11	RV/-	-/-	-/-	-/-
Dec. 18/19	-/-	16/15	4/3	-/RV	-/RV	RV/-	RV/-	RV/-	-/-	13/13	-/-	-/-	-/-	-/-
Dec. 25/26	-/-	16/15	4/3	-/RV	-/RV	RV/-	RV/-	-/-	-/-	17/13	RV/-	-/-	-/-	-/-
Jan. 1/2	-/-	14/14	4/3	-/-	RV/RV	RV/-	-/-	-/-	-/-	20/18	-/-	-/-	-/-	-/-
Jan. 8/9	-/-	14/13	3/3	RV/RV	-/RV	RV/RV	-/-	RV/-	-/-	17/16	-/-	-/-	-/-	-/-
Jan. 15/16	-/-	16/16	2/2	-/RV	-/-	RV/RV	-/-	-/-	-/-	18/15	-/-	-/-	-/-	-/-
Jan. 22/23	-/-	14/13	5/T5	-/-	-/-	-/RV	-/-	-/-	-/-	12/12	-/-	-/-	-/-	-/-
Jan. 29/30	-/-	10/9	3/4	-/-	-/-	-/RV	-/-	-/-	-/-	8/7	RV/-	-/-	-/-	-/-
Feb. 5/6	-/-	14/13	2/2	-/-	-/-	RV/RV	-/-	-/-	-/-	5/5	-/-	-/-	-/-	-/-
Feb. 12/13	-/-	14/12	4/4	-/-	-/-	RV/RV	-/-	RV/-	-/-	2/2	-/-	-/-	-/-	-/-
Feb. 19/20	-/-	14/16	4/4	-/-	-/-	-/RV	-/-	-/-	-/-	2/2	-/-	-/-	-/-	-/-
Feb. 26/27	-/-	14/12	6/6	-/-	-/-	-/RV	-/-	-/-	-/-	2/2	-/-	-/-	-/-	-/-
March 4/5	-/-	12/12	3/3	-/-	-/-	RV/RV	-/-	-/-	-/-	4/4	-/-	-/-	-/-	-/-
March 11/12	-/-	15/15	2/2	-/-	-/-	-/-	-/-	RV/RV	-/-	7/9	-/-	-/-	-/-	-/-
March 18	-/-	14/14	2/2	-/-	-/-	-/-	-/-	RV/RV	-/-	7/9	-/-	-/-	-/-	-/-
Final*	-/-	12/12	2/2	-/-	-/-	-/-	-/-	RV/RV	-/-	16/14	-/-	-/-	-/-	-/-

RV - receiving votes // * - final AP poll and WBCA/USA Today poll were released April 8 after the completion of the NCAA Tournament

BIG TEN/NATIONAL PLAYERS OF THE WEEK

Nov. 13	P: Caitlin Clark, IOWA F: Natalie Potts, NEB
Nov. 20	P: Sara Scalia, IND F: Rashunda Jones, PUR
Nov. 27	P: Caitlin Clark, IOWA F: Natalie Potts, NEB
Dec. 4	P: Celeste Taylor, OSU F: Grace Grocholski, MINN
Dec. 11	P: Caitlin Clark, IOWA F: Natalie Potts, NEB
Dec. 18	P: Caitlin Clark, IOWA F: D'Yanis Jimenez, WIS
Jan. 2	P: Caitlin Clark, IOWA F: Mary Ashley Stevenson, PUR
Jan. 8	P: Caitlin Clark, IOWA F: Natalie Potts, NEB
Jan. 15	P: Caitlin Clark, IOWA F: Natalie Potts, NEB
Jan. 22	P: Cotie McMahon, OSU F: Grace Grocholski, MINN
Jan. 29	P: Serah Williams, WIS F: Tessa Grady, WIS
Feb. 5	P: Caitlin Clark, IOWA F: Jillian Huerter, RUT
Feb. 12	P: Jaz Shelley, NEB F: Natalie Potts, NEB
Feb. 19	P: Mary Ashley Stevenson, PUR F: Caitlin Clark, IOWA
Feb. 26	P: Caitlin Clark, IOWA F: Natalie Potts, NEB
March 4	P: Caitlin Clark, IOWA F: Natalie Potts, NEB

Nov. 13	Caitlin Clark, IOWA+*
Nov. 27	Caitlin Clark, IOWA+
Dec. 5	Cotie McMahon, OSU+
Dec. 27	Caitlin Clark, IOWA+
Jan. 3	Jacy Sheldon, OSU+*
Jan. 9	Caitlin Clark, IOWA+
Jan. 16	Caitlin Clark, IOWA+*§
Jan. 23	Cotie McMahon, OSU+*§
Jan. 30	Caitlin Clark, IOWA+
Feb. 6	Makenna Marisa, PSU+ Caitlin Clark, IOWA+
Feb. 13	Jacy Sheldon, OSU+ Chloe Moore-McNeil, IND+ Hannah Stuelkel, IOWA+ Mary Ashley Stevenson, PUR^ Jaz Shelley, NEB%
Feb. 20	Caitlin Clark, IOWA+*§
Feb. 26	Celeste Taylor, OSU*
March 4	Caitlin Clark, IOWA*

* - espnW National Player of the Week
 + - USBWA Ann Meyers Drysdale National Player of the Week
 § - Naismith Women's College Player of the Week
 ^ - USBWA Tamika Catchings National Freshman of the Week
 % - Associated Press National Player of the Week

POSTSEASON RESULTS

NCAA Tournament

Sunday, April 7
NATIONAL CHAMPIONSHIP
 (Cleveland, Ohio - Rocket Mortgage FieldHouse)
 #1 South Carolina 87, #1 IOWA 75

Friday, April 5
NATIONAL SEMIFINALS
 (Cleveland, Ohio - Rocket Mortgage FieldHouse)
 #1 IOWA 71, #3 UConn 69

Saturday/Monday, March 30 & April 1
ALBANY 2 REGION (Albany, N.Y. - MVP Arena)
 #1 IOWA 94, #3 LSU 87 (Elite 8)
 #1 IOWA 89, #5 Colorado 68 (Sweet 16)
ALBANY 1 REGION (Albany, N.Y. - MVP Arena)
 #1 South Carolina 79, #4 INDIANA 75 (Sweet 16)

Monday, March 25 - Second Round
ALBANY 2 REGION (at Iowa City, Iowa)
 #1 IOWA 64, #8 West Virginia 54
ALBANY 1 REGION (at Bloomington, Ind.)
 #4 INDIANA 75, #5 Oklahoma 68

Sunday, March 24 - Second Round
ALBANY 1 REGION (at Corvallis, Ore.)
 #3 Oregon State 61, #6 NEBRASKA 51
PORTLAND 3 REGION (at Columbus, Ohio)
 #7 Duke 75, #2 OHIO STATE 63

Saturday, March 23 - First Round
ALBANY 1 REGION (at Bloomington, Ind.)
 #4 INDIANA 89, #13 Fairfield 56
PORTLAND 3 REGION (at Los Angeles, Calif.)
 #8 Kansas 81, #9 MICHIGAN 72 (OT)
ALBANY 2 REGION (at Iowa City, Iowa)
 #1 IOWA 91, #16 Holy Cross 65

Friday, March 22 - First Round
ALBANY 1 REGION (at Columbia, S.C.)
 #8 North Carolina 59, #9 MICHIGAN STATE 56
PORTLAND 3 REGION (at Columbus, Ohio)
 #2 OHIO STATE 80, #15 Maine 57
PORTLAND 4 REGION (at Stanford, Calif.)
 #7 Iowa State 93, #10 Maryland 86
ALBANY 1 REGION (at Corvallis, Ore.)
 #6 NEBRASKA 61, #11 Texas A&M 59

Women's Basketball Invitation Tournament (WBIT)

Wednesday, April 3
CHAMPIONSHIP (Indianapolis, Ind. - Hinkle Fieldhouse)
 ILLINOIS 71, Villanova 57

Monday, April 1
SEMIFINALS (Indianapolis, Ind. - Hinkle Fieldhouse)
 ILLINOIS 81, Washington State 58
 Villanova 58, PENN STATE 53

Thursday, March 28 - Quarterfinals
 at Tulsa 61, ILLINOIS 69
 at PENN STATE 92, Mississippi 87

Sunday/Monday, March 24 & 25 - Second Round
 at PENN STATE 74, Belmont 66
 at ILLINOIS 79, Stony Brook 62

Thursday, March 21 - First Round
 at PENN STATE 84, George Mason 80 (OT)
 at ILLINOIS 74, Missouri State 69

Women's National Invitation Tournament (WNIT)

Saturday, April 6
CHAMPIONSHIP (Edwardsville, Ill. - SIU Edwardsville)
 Saint Louis 69, MINNESOTA 50

Wednesday, April 3 - Fab 4
SEMIFINALS (Troy, Ala. - Trojan Arena)
 Troy 69, MINNESOTA 74

Monday, April 1 - Great 8
 at Wyoming 54, MINNESOTA 65
 at WISCONSIN 60, Saint Louis 65
 at PURDUE 59, Vermont 67

Thursday/Friday, March 28 & 29 - Super 16
 at PURDUE 71, Duquesne 50
 at WISCONSIN 86, Illinois State 61
 at MINNESOTA 69, North Dakota State 65

Monday/Tuesday, March 25 & 26 - Second Round
 at PURDUE 62, Butler 51
 at Southern Indiana 62, WISCONSIN 67
 at MINNESOTA 77, Pacific 62

2023-24 SEASON IN REVIEW

ALL-BIG TEN CONFERENCE TEAMS *(unanimous selections in ALL CAPS)*

As selected by the coaches

FIRST TEAM

CAITLIN CLARK, Iowa
JACY SHELDON, Ohio State
MACKENZIE HOLMES, Indiana
Alexis Markowski, Nebraska
Cotie McMahon, Ohio State
Laila Phelia, Michigan
Serah Williams, Wisconsin
Shyanne Sellers, Maryland
Julia Ayrault, Michigan State
Sara Scalia, Indiana

SECOND TEAM*

Hannah Stuelke, Iowa
Jaz Shelley, Nebraska
Destiny Adams, Rutgers
Makira Cook, Illinois
Moir Joiner, Michigan State
Chloe Moore-McNeil, Indiana
Celeste Taylor, Ohio State
Kate Martin, Iowa
Jakia Brown-Turner, Maryland
Ashley Owusu, Penn State
DeeDee Hagemann, Michigan State
Taylor Thierry, Ohio State

* - additional player due to tie in voting

Honorable Mention: Kendall Bostic, Illinois; Mara Braun, Minnesota; Makenna Marisa, Penn State; Genesis Bryant, Illinois; Brianna McDaniel, Maryland; Jeanae Terry, Purdue; Yarden Garzon, Indiana; Lauren Hansen, Michigan; Caitlyn Harper, Purdue

All-Defensive Team: Celeste Taylor, Ohio State; Leilani Kapinus, Penn State; Chloe Moore-McNeil, Indiana; Serah Williams, Wisconsin; Mackenzie Holmes, Indiana

All-Freshman Team: NATALIE POTTS, Nebraska; GRACE GROCHOLSKI, Minnesota; MARY ASHLEY STEVENSON, Purdue; Gretchen Dolan, Illinois; Logan Nissley, Nebraska.

Player of the Year: CAITLIN CLARK, Iowa
Freshman of the Year: Natalie Potts, Nebraska
Coach of the Year: Kevin McGuff, Ohio State
Defensive Player of the Year: Celeste Taylor, Ohio State
Sixth Player of the Year: Theryn Hallock, Michigan State

As selected by the media

FIRST TEAM

CAITLIN CLARK, Iowa
MACKENZIE HOLMES, Indiana
Jacy Sheldon, Ohio State
Serah Williams, Wisconsin
Cotie McMahon, Ohio State
Alexis Markowski, Nebraska
Sara Scalia, Indiana
Laila Phelia, Michigan
Shyanne Sellers, Maryland
Julia Ayrault, Michigan State

SECOND TEAM

Hannah Stuelke, Iowa
Jaz Shelley, Nebraska
Celeste Taylor, Ohio State
Moir Joiner, Michigan State
Kate Martin, Iowa
Chloe Moore-McNeil, Indiana
Taylor Thierry, Ohio State
Makira Cook, Illinois
Makenna Marisa, Penn State
Kendall Bostic, Illinois

Honorable Mention: Jakia Brown-Turner, Maryland; DeeDee Hagemann, Michigan State; Jeanae Terry, Purdue; Ashley Owusu, Penn State; Ronnie Porter, Wisconsin; Destiny Adams, Rutgers; Tay Valladay, Penn State; Mara Braun, Minnesota; Mary Ashley Stevenson, Purdue; Leilani Kapinus, Penn State; Genesis Bryant, Illinois; Brianna McDaniel, Maryland; Yarden Garzon, Indiana; Natalie Potts, Nebraska; Rebeka Mikulášiková, Ohio State; Amaya Battle, Minnesota; Lauren Hansen, Michigan; Shay Ciezki, Penn State; Caitlyn Harper, Purdue

All-Defensive Team: Serah Williams, Wisconsin; Celeste Taylor, Ohio State; Leilani Kapinus, Penn State; Mackenzie Holmes, Indiana; Jacy Sheldon, Ohio State

All-Freshman Team: Mary Ashley Stevenson, Purdue; Natalie Potts, Nebraska; Grace Grocholski, Minnesota; Rashunda Jones, Purdue; Logan Nissley, Nebraska

Player of the Year: CAITLIN CLARK, Iowa
Freshman of the Year: Mary Ashley Stevenson, Purdue
Coach of the Year: Kevin McGuff, Ohio State
Defensive Player of the Year: Serah Williams, Wisconsin
Sixth Player of the Year: Theryn Hallock, Michigan State

ACADEMIC ALL-BIG TEN

Name	School	Major(s)				
*AKendall Bostic	Illinois	edM: Special Education		*ASophie Hart	Minnesota	Business and Marketing Educ BS
^Genesis Bryant	Illinois	Communications		Mallory Heyer	Minnesota	Pre-business
*Makira Cook	Illinois	Community Health		Niamya Holloway	Minnesota	Political Science
Samantha Dewey	Illinois	Undeclared		Aminata Zie	Minnesota	Sport Management M Ed
Camille Jackson	Illinois	Undeclared		Kendall Coley	Nebraska	Advertising & Public Relations
*Adalia McKenzie	Illinois	Recreation, Sport, & Tourism		^Callin Hake	Nebraska	Management/Marketing
Jada Peebles	Illinois	M.S. Animal Sciences		^Maddie Krull	Nebraska	Child, Youth & Family Studies - Master's
Kam'ren Rhodes	Illinois	Kinesiology		Alexis Markowski	Nebraska	Business Administration
*Lexus Bargesser	Indiana	Human Development & Family Studies		Kendall Moriarty	Nebraska	Advertising & Public Relations/Sports Media
Yarden Garzon	Indiana	Mathematics and Economics		^Jaz Shelley	Nebraska	Journalism & Mass Communications - Master's
*AMackenzie Holmes	Indiana	Human Development & Family Studies		*Annika Stewart	Nebraska	Nutrition & Health Sciences
Lilly Meister	Indiana	Merchandising		Allison Weidner	Nebraska	Child, Youth & Family Studies
Chloe Moore-McNeil	Indiana	Exercise Science		*Mercy Ademusayo	Northwestern	Human Development in Context
Sydney Parrish	Indiana	Sport Media		Alana Goodchild	Northwestern	Communication Studies
Henna Sandvik	Indiana	Business Management		*Caroline Lau	Northwestern	Communication Studies
*ASara Scalia	Indiana	Sport Marketing & Management		*Jasmine McWilliams	Northwestern	Communication Studies
Arielle Wisne	Indiana	Media		Lauren Trumpy	Northwestern	Undeclared
Sydney Afolter	Iowa	Sport & Recreation Management		Caileigh Walsh	Northwestern	Learning & Organztnl Change
^HCaitlin Clark	Iowa	Marketing BBA		*Madison Greene	Ohio State	Masters in Kinesiology
*AMolly Davis	Iowa	Health Studies BA		*Rikki Harris	Ohio State	Masters in Sports Coaching
AJ Ediger	Iowa	Social Justice BA		Rebeka Mikulasikova	Ohio State	Masters in Consumer Science - Fashion & Retail Studies
Kylie Feuerbach	Iowa	Marketing BBA		Jacy Sheldon	Ohio State	Masters in Sports Management
*Sharon Goodman	Iowa	CLAS Non-degree Student NONE		*Emma Shumate	Ohio State	Environment, Economy, Development & Sustainability
*Gabbie Marshall	Iowa	CLAS Non-degree Student NONE		*ATaylor Thierry	Ohio State	Sport Industry
Kate Martin	Iowa	Sport & Recreation Management MA		*Karla Vres	Ohio State	Master in the Study of Law
*Taylor McCabe	Iowa	Civil Engineering BSE		*Ali Brigham	Penn State	Communication Arts & Sciences
*Addison O'Grady	Iowa	Chemical Engineering (Tailored) BSE		*Alli Campbell	Penn State	Communication Arts & Sciences
Brinae Alexander	Maryland	Product Management		^Shay Ciezki	Penn State	Communication Arts & Sciences
Summer Bostock	Maryland	Letters and Sciences		Leilani Kapinus	Penn State	Kinesiology
Lavender Briggs	Maryland	Management Studies		*AMakenna Marisa	Penn State	Elementary & Early Childhood Education
Emma Chardon	Maryland	Psychology		Moriah Murray	Penn State	Education
Faith Masonius	Maryland	Management Studies		*Jayla Oden	Penn State	Rehabilitation & Human Services
Shyanne Sellers	Maryland	Communication		Abbey Ellis	Purdue	Early Childhood Education
Alyssa Crockett	Michigan	Movement Science		Caitlyn Harper	Purdue	Human Resource Management
^Jordan Hobbs	Michigan	Business Administration		Alaina Harper	Purdue	Biomedical Health Sciences
Greta Kampschroeder	Michigan	Sport Management		Kassondra Brown	Rutgers	Gifted Education (Certificate)
Whitney Sollom	Michigan	General Studies		Chyna Cornwell	Rutgers	Health Administration
Elise Stuck	Michigan	Movement Science		Jillian Hueter	Rutgers	Pre Business
^Cameron Williams	Michigan	Sport Management		Erica Lafayette	Rutgers	Journalism And Media Studies
Isaline Alexander	Michigan State	Kinesiology		*Awa Sidibe	Rutgers	Education Culture And Society
*Julia Ayrault	Michigan State	Education		*Sania Copeland	Wisconsin	Undeclared
Theryn Hallock	Michigan State	Advertising Management		Halle Douglass	Wisconsin	Business: Marketing
Moir Joiner	Michigan State	Sport Coaching, Leadership & Administration		*ANatalie Leuzinger	Wisconsin	Kinesiology
^Abbey Kimball	Michigan State	Marketing		*Ronnie Porter	Wisconsin	Human Development and Family Studies
Tory Ozment	Michigan State	Kinesiology		Sacia Vanderpool	Wisconsin	Kinesiology
*AMaya Battle	Minnesota	Sociology BA		*Serah Williams	Wisconsin	Nursing
*Mara Braun	Minnesota	Business and Marketing Educ BS				
Maggie Czinano	Minnesota	Psychology BS				

* - Big Ten Distinguished Scholar // ^ - CoSIDA Academic All-District // # - CoSIDA Academic All-America

SPORTSMANSHIP AWARD HONOREES

Kendall Bostic, ILL; Lexus Bargesser, IND; Kate Martin, IOWA; Riley Nelson, MD; Cameron Williams, MICH; Moira Joiner, MSU; Maggie Czinano, MINN; Maddie Krull, NEB; Crystal Fuqu Wang, NU; Jacy Sheldon, OSU; Tay Valladay, PSU; Caitlyn Harper, PUR; Kassondra Brown, RU; Natalie Leuzinger, WIS.

2023-24 STATISTICS

INDIVIDUAL - ALL GAMES

To be ranked, a player must appear in at least 75.0% of her school's games.

SCORING

	Player, School	G	FG	3FG	FT	Pts	Avg/G
1.	Clark, Caitlin (Iowa)	39	403	201	227	1234	31.6
2.	Holmes, Mackenzie (Indiana)	32	260	2	111	633	19.7
3.	Sheldon, Jacy (Ohio State)	32	210	60	91	571	17.8
4.	Williams, Serah (Wisconsin)	30	191	8	132	522	17.4
5.	Phelia, Laila (Michigan)	33	195	36	129	555	16.8
6.	Cook, Makira (Illinois)	31	179	46	105	509	16.4
7.	Scalia, Sara (Indiana)	32	165	103	87	520	16.2
8.	Markowski, Alexis (Nebraska)	35	216	21	96	549	15.6
9.	Adams, Destiny (Rutgers)	32	186	1	127	500	15.6
10.	Sellers, Shyanne (Maryland)	32	160	21	157	498	15.5
11.	Ayrault, Julia (Michigan State)	31	180	39	78	477	15.3
12.	Joiner, Moira (Michigan State)	31	166	80	43	455	14.6
13.	McMahon, Cotie (Ohio State)	32	167	14	114	468	14.4
14.	Ellis, Abbey (Purdue)	34	175	47	92	489	14.3
15.	Bryant, Genesis (Illinois)	34	164	65	89	482	14.1
16.	Stuelke, Hannah (Iowa)	35	195	4	95	489	13.9
17.	Brown-Turner, Jakia (Maryland)	32	167	24	75	433	13.5
18.	Marisa, Makenna (Penn State)	31	146	54	70	416	13.4
19.	Shelley, Jaz (Nebraska)	35	142	83	101	468	13.3
20.	Daley, Melannie (Northwestern)	30	173	2	50	398	13.2

REBOUNDING

	Player, School	G	OFF	DEF	TOT	Avg/G
1.	Bostic, Kendall (Illinois)	34	73	299	372	10.9
2.	Williams, Serah (Wisconsin)	30	92	228	320	10.6
3.	Markowski, Alexis (Nebraska)	35	110	259	369	10.5
4.	Heyer, Mallory (Minnesota)	36	87	223	310	8.6
5.	Terry, Jeanae (Purdue)	34	77	207	284	8.3
6.	Adams, Destiny (Rutgers)	32	98	156	254	7.9
7.	Clark, Caitlin (Iowa)	39	17	270	287	7.3
8.	Ayrault, Julia (Michigan State)	31	35	190	225	7.2
9.	Cornwell, Chyna (Rutgers)	32	80	150	230	7.1
10.	Martin, Kate (Iowa)	39	51	214	265	6.7
11.	Kapinus, Leilani (Penn State)	35	43	194	237	6.7
12.	Holmes, Mackenzie (Indiana)	32	65	151	216	6.7
13.	Stuelke, Hannah (Iowa)	35	93	137	230	6.5
14.	Affolter, Sydney (Iowa)	39	84	167	251	6.4
15.	Brown-Turner, Jakia (Maryland)	32	67	138	205	6.4
16.	McMahon, Cotie (Ohio State)	32	44	159	203	6.3
17.	Parrish, Sydney (Indiana)	25	21	128	149	5.9
18.	Sellers, Shyanne (Maryland)	32	33	153	186	5.8
19.	Potts, Natalie (Nebraska)	35	82	111	193	5.5
20.	Porter, Ronnie (Wisconsin)	32	54	121	175	5.4

FIELD GOAL PERCENTAGE (minimum 5.0 FG made per game)

	Player, School	G	FG	FGA	PCT
1.	Holmes, Mackenzie (Indiana)	32	160	400	.650
2.	Stuelke, Hannah (Iowa)	35	195	311	.627
3.	Bostic, Kendall (Illinois)	34	178	294	.605
4.	Williams, Serah (Wisconsin)	30	191	368	.519
5.	Ayrault, Julia (Michigan State)	31	180	354	.508
6.	Sheldon, Jacy (Ohio State)	32	210	416	.505
7.	Adams, Destiny (Rutgers)	32	186	371	.501
8.	Daley, Melannie (Northwestern)	30	173	350	.494
9.	Joiner, Moira (Michigan State)	31	166	352	.472
10.	Markowski, Alexis (Nebraska)	35	216	436	.467
11.	McMahon, Cotie (Ohio State)	32	167	363	.460
12.	Clark, Caitlin (Iowa)	39	403	886	.455
13.	Brown-Turner, Jakia (Maryland)	32	167	379	.441
14.	Scalia, Sara (Indiana)	32	165	379	.435
15.	Sellers, Shyanne (Maryland)	32	160	369	.434

THREE-POINT FIELD GOAL PERCENTAGE (minimum 2.5 3FG made per game)

	Player, School	G	3FG	3FGA	PCT
1.	Joiner, Moira (Michigan State)	31	80	181	.442
2.	Scalia, Sara (Indiana)	32	103	241	.427
3.	Clark, Caitlin (Iowa)	39	201	532	.378

FREE THROW PERCENTAGE (minimum 2.5 FT made per game)

	Player, School	G	FTM	FTA	PCT
1.	Scalia, Sara (Indiana)	32	87	97	.897
2.	Shelley, Jaz (Nebraska)	35	101	116	.871
3.	Walsh, Caileigh (Northwestern)	30	80	93	.860
4.	Clark, Caitlin (Iowa)	39	227	264	.860
5.	Sheldon, Jacy (Ohio State)	32	91	106	.858
6.	Cook, Makira (Illinois)	31	105	123	.854
7.	Ellis, Abbey (Purdue)	34	92	108	.852
8.	Sellers, Shyanne (Maryland)	32	157	185	.849
9.	Bryant, Genesis (Illinois)	34	89	106	.840
10.	Stevenson, Mary Ashley (Purdue)	34	85	104	.817
11.	McDaniel, Bri (Maryland)	33	110	137	.803
12.	Phelia, Laila (Michigan)	33	129	161	.801
13.	Williams, Serah (Wisconsin)	30	132	166	.795
14.	Hagemann, DeeDee (Michigan State)	30	88	115	.765
15.	Ayrault, Julia (Michigan State)	31	78	103	.757
16.	Thierry, Taylor (Ohio State)	32	87	115	.757

ASSISTS

	Player, School	G	Assists	Avg/G
1.	Clark, Caitlin (Iowa)	39	346	8.8
2.	Terry, Jeanae (Purdue)	34	202	5.9
3.	Shelley, Jaz (Nebraska)	35	199	5.6
4.	Lau, Caroline (Northwestern)	30	167	5.5
5.	Sellers, Shyanne (Maryland)	32	177	5.5
6.	Battle, Amaya (Minnesota)	36	193	5.3
7.	Hagemann, DeeDee (Michigan State)	30	156	5.2
8.	Moore-McNeil, Chloe (Indiana)	32	160	5.0
9.	Cook, Makira (Illinois)	31	135	4.3
10.	Porter, Ronnie (Wisconsin)	32	132	4.1
11.	Sheldon, Jacy (Ohio State)	32	120	3.7
12.	Taylor, Celeste (Ohio State)	32	109	3.4
13.	Bryant, Genesis (Illinois)	34	108	3.1
14.	Bates, Antonia (Rutgers)	30	95	3.1
15.	Garzon, Yarden (Indiana)	32	99	3.0

STEALS

	Player, School	G	Steals	Avg/G
1.	Taylor, Celeste (Ohio State)	32	80	2.5
2.	Kapinus, Leilani (Penn State)	35	72	2.0
3.	Terry, Jeanae (Purdue)	34	67	1.9
4.	Sheldon, Jacy (Ohio State)	32	62	1.9
5.	Porter, Ronnie (Wisconsin)	32	61	1.9
6.	Clark, Caitlin (Iowa)	39	68	1.7
7.	Thierry, Taylor (Ohio State)	32	54	1.6
8.	Tate, Jocelyn (Michigan State)	31	52	1.6
9.	McDaniel, Bri (Maryland)	33	55	1.6
10.	Shelley, Jaz (Nebraska)	35	57	1.6
11.	Adams, Destiny (Rutgers)	32	51	1.5
12.	Battle, Amaya (Minnesota)	36	57	1.5
13.	Copeland, Sania (Wisconsin)	31	48	1.5
14.	Daley, Melannie (Northwestern)	30	45	1.5
15.	McKenzie, Adalia (Illinois)	34	47	1.3

2023-24 STATISTICS

INDIVIDUAL - ALL GAMES

THREE-POINT FIELD GOALS MADE

	Player, School	G	3FG	Avg/G
1.	Clark, Caitlin (Iowa)	39	201	5.2
2.	Scalia, Sara (Indiana)	32	103	3.2
3.	Joiner, Moira (Michigan State)	31	80	2.6
4.	Alexander, Brinae (Maryland)	33	81	2.5
5.	Shelley, Jaz (Nebraska)	35	83	2.4
6.	Grocholski, Grace (Minnesota)	36	79	2.2
7.	Ciezki, Shay (Penn State)	35	74	2.1
8.	Layden, Madison (Purdue)	31	64	2.1
9.	Hansen, Lauren (Michigan)	34	69	2.0
10.	Bryant, Genesis (Illinois)	34	65	1.9
11.	Heyer, Mallory (Minnesota)	36	65	1.8
12.	Marshall, Gabbie (Iowa)	38	65	1.7

BLOCKED SHOTS

	Player, School	G	Blocks	Avg/G
1.	Williams, Serah (Wisconsin)	30	84	2.8
2.	Ayrault, Julia (Michigan State)	31	65	2.1
3.	Holmes, Mackenzie (Indiana)	32	50	1.5
4.	Bates, Antonia (Rutgers)	30	46	1.5
5.	Kapinus, Leilani (Penn State)	35	45	1.2
6.	Mott, Paige (Northwestern)	30	31	1.0
7.	Hall, Grace (Penn State)	31	30	0.9
8.	Taylor, Celeste (Ohio State)	32	29	0.9
9.	Walsh, Caileigh (Northwestern)	30	27	0.9
10.	Harper, Caitlyn (Purdue)	28	22	0.7
11.	Adams, Destiny (Rutgers)	32	24	0.7
	Shoup-Hill, Brynn (Illinois)	28	21	0.7
13.	Potts, Natalie (Nebraska)	35	26	0.7
14.	Parrish, Sydney (Indiana)	25	18	0.7
15.	Brigham, Ali (Penn State)	35	24	0.6

ASSIST/TURNOVER RATIO (minimum 3.0 assists/game)

	Player, School	G	Ast.	T/O	Ratio
1.	Hagemann, DeeDee (Michigan State)	30	156	55	2.84
2.	Moore-McNeil, Chloe (Indiana)	32	160	58	2.76
3.	Davis, Molly (Iowa)	31	93	37	2.51
4.	Shelley, Jaz (Nebraska)	35	199	97	2.05
5.	Terry, Jeanae (Purdue)	34	202	105	1.92
6.	Clark, Caitlin (Iowa)	39	346	185	1.87
7.	Hobbs, Jordan (Michigan)	34	103	60	1.72
8.	Sellers, Shyanne (Maryland)	32	177	109	1.62
9.	Sheldon, Jacy (Ohio State)	32	120	75	1.60
10.	Cook, Makira (Illinois)	31	135	87	1.55
11.	Lau, Caroline (Northwestern)	30	167	114	1.46
12.	Porter, Ronnie (Wisconsin)	32	132	92	1.43
13.	Battle, Amaya (Minnesota)	36	193	135	1.43
14.	Taylor, Celeste (Ohio State)	32	109	77	1.42
15.	Bates, Antonia (Rutgers)	30	95	68	1.40

OFFENSIVE REBOUNDS

	Player, School	G	No.	Avg/G
1.	Markowski, Alexis (Nebraska)	35	110	3.14
2.	Williams, Serah (Wisconsin)	30	92	3.07
3.	Adams, Destiny (Rutgers)	32	98	3.06
4.	Stuelke, Hannah (Iowa)	35	93	2.66
5.	Cornwell, Chyna (Rutgers)	32	80	2.50
6.	Heyer, Mallory (Minnesota)	36	87	2.42
7.	Potts, Natalie (Nebraska)	35	82	2.34
8.	McKenzie, Adalia (Illinois)	34	78	2.29
9.	Thierry, Taylor (Ohio State)	32	73	2.28
10.	Terry, Jeanae (Purdue)	34	77	2.26
11.	Affolter, Sydney (Iowa)	39	84	2.15
12.	Bostic, Kendall (Illinois)	34	73	2.15
13.	Hart, Sophie (Minnesota)	30	63	2.10
14.	Brown-Turner, Jakia (Maryland)	32	67	2.09
15.	Holmes, Mackenzie (Indiana)	32	65	2.03

DEFENSIVE REBOUNDS

	Player, School	G	No.	Avg/G
1.	Bostic, Kendall (Illinois)	34	299	8.79
2.	Williams, Serah (Wisconsin)	30	228	7.60
3.	Markowski, Alexis (Nebraska)	35	259	7.40
4.	Clark, Caitlin (Iowa)	39	270	6.92
5.	Heyer, Mallory (Minnesota)	36	223	6.19
6.	Ayrault, Julia (Michigan State)	31	190	6.13
7.	Terry, Jeanae (Purdue)	34	207	6.09
8.	Kapinus, Leilani (Penn State)	35	194	5.54
9.	Martin, Kate (Iowa)	39	214	5.49
10.	Parrish, Sydney (Indiana)	25	128	5.12
11.	McMahon, Cotie (Ohio State)	32	159	4.97
12.	Adams, Destiny (Rutgers)	32	156	4.88
13.	Sellers, Shyanne (Maryland)	32	153	4.78
14.	Holmes, Mackenzie (Indiana)	32	151	4.72
15.	Cornwell, Chyna (Rutgers)	32	150	4.69

MINUTES PLAYED

	Player, School	G	Minutes	Avg/G
1.	Phelia, Laila (Michigan)	33	1157	35.05
2.	Porter, Ronnie (Wisconsin)	32	1120	35.01
3.	Clark, Caitlin (Iowa)	39	1359	34.84
4.	Cook, Makira (Illinois)	31	1077	34.73
5.	Grocholski, Grace (Minnesota)	36	1237	34.35
6.	Heyer, Mallory (Minnesota)	36	1228	34.10
7.	Bryant, Genesis (Illinois)	34	1159	34.08
8.	Sheldon, Jacy (Ohio State)	32	1075	33.59
9.	Shelley, Jaz (Nebraska)	35	1161	33.17
10.	Bostic, Kendall (Illinois)	34	1124	33.06
11.	Scalia, Sara (Indiana)	32	1056	32.99
12.	Sellers, Shyanne (Maryland)	32	1032	32.24
13.	Moore-McNeil, Chloe (Indiana)	32	1023	31.97
14.	Battle, Amaya (Minnesota)	36	1147	31.86
15.	Joiner, Moira (Michigan State)	31	981	31.65

2023-24 STATISTICS

TEAM - ALL GAMES

SCORING OFFENSE

	School	G	W-L	Pts	Avg/G
1.	Iowa	39	34-5	3548	90.97
2.	Michigan State	31	22-9	2567	82.81
3.	Penn State	35	22-13	2894	82.69
4.	Indiana	32	26-6	2544	79.50
5.	Ohio State	32	26-6	2537	79.28
6.	Maryland	33	19-14	2571	77.91
7.	Illinois	34	19-15	2533	74.50
8.	Nebraska	35	23-12	2533	72.37
9.	Michigan	34	20-14	2379	69.97
10.	Minnesota	36	20-16	2503	69.53
11.	Purdue	34	15-19	2318	68.18
12.	Northwestern	30	9-21	1984	66.13
13.	Rutgers	32	8-24	2106	65.81
14.	Wisconsin	32	15-17	2007	62.72

SCORING DEFENSE

	School	G	Pts	Avg/G
1.	Ohio State	32	2047	63.97
2.	Nebraska	35	2246	64.17
3.	Michigan	34	2185	64.26
4.	Indiana	32	2060	64.38
5.	Minnesota	36	2381	66.14
6.	Michigan State	31	2078	67.03
7.	Illinois	34	2294	67.47
8.	Wisconsin	32	2172	67.88
9.	Purdue	34	2321	68.26
10.	Penn State	35	2512	71.77
11.	Iowa	39	2803	71.87
12.	Rutgers	32	2335	72.97
13.	Maryland	33	2418	73.27
14.	Northwestern	30	2409	80.30

SCORING MARGIN

	School	G	OFF	DEF	Margin
1.	Iowa	39	90.97	71.87	+19.10
2.	Michigan State	31	82.81	67.03	+15.77
3.	Ohio State	32	79.28	63.97	+15.31
4.	Indiana	32	79.50	64.38	+15.13
5.	Penn State	35	82.69	71.77	+10.91
6.	Nebraska	35	72.37	64.17	+8.20
7.	Illinois	34	74.50	67.47	+7.03
8.	Michigan	34	69.97	64.26	+5.71
9.	Maryland	33	77.91	73.27	+4.64
10.	Minnesota	36	69.53	66.14	+3.39
11.	Purdue	34	68.18	68.26	-0.09
12.	Wisconsin	32	62.72	67.88	-5.16
13.	Rutgers	32	65.81	72.97	-7.16
14.	Northwestern	30	66.13	80.30	-14.17

FREE THROW PERCENTAGE

	School	G	FTM	FTA	Pct
1.	Illinois	34	434	546	.795
2.	Purdue	34	417	529	.788
3.	Iowa	39	602	772	.780
4.	Northwestern	30	329	424	.776
5.	Maryland	33	522	679	.769
6.	Penn State	35	464	619	.750
7.	Wisconsin	32	387	524	.739
8.	Michigan State	31	414	562	.737
9.	Indiana	32	394	536	.735
10.	Nebraska	35	443	603	.735
11.	Michigan	34	380	523	.727
12.	Ohio State	32	450	629	.715
13.	Rutgers	32	446	625	.714
14.	Minnesota	36	372	552	.674

FIELD GOAL PERCENTAGE

	School	G	FG	FGA	Pct
1.	Indiana	32	941	1867	.504
2.	Iowa	39	1260	2542	.496
3.	Penn State	35	1068	2198	.486
4.	Michigan State	31	935	1944	.481
5.	Ohio State	32	925	1981	.467
6.	Illinois	34	959	2095	.458
7.	Maryland	33	929	2108	.441
8.	Michigan	34	880	2034	.433
9.	Rutgers	32	747	1779	.420
10.	Nebraska	35	899	2141	.420
11.	Minnesota	36	945	2261	.418
12.	Purdue	34	843	2030	.415
13.	Northwestern	30	745	1808	.412
14.	Wisconsin	32	715	1776	.403

FIELD GOAL PERCENTAGE DEFENSE

	School	G	FG	FGA	Pct
1.	Iowa	39	1041	2603	.400
2.	Wisconsin	32	780	1936	.403
3.	Indiana	32	774	1920	.403
4.	Nebraska	35	832	2053	.405
5.	Illinois	34	852	2058	.414
6.	Ohio State	32	737	1779	.414
7.	Penn State	35	898	2157	.416
8.	Maryland	33	890	2128	.418
9.	Minnesota	36	890	2113	.421
10.	Purdue	34	860	2036	.422
11.	Rutgers	32	842	1962	.429
12.	Michigan	34	787	1830	.430
13.	Michigan State	31	775	1795	.432
14.	Northwestern	30	866	1928	.449

THREE-POINT FIELD GOAL PERCENTAGE

	School	G	FG	FGA	Pct
1.	Indiana	32	268	677	.396
2.	Iowa	39	426	1132	.376
3.	Michigan State	31	283	757	.374
4.	Penn State	35	294	787	.374
5.	Maryland	33	191	528	.362
6.	Michigan	34	239	677	.353
7.	Ohio State	32	237	681	.348
8.	Northwestern	30	165	476	.347
9.	Illinois	34	181	541	.335
10.	Nebraska	35	292	877	.333
11.	Purdue	34	215	648	.332
12.	Rutgers	32	166	517	.321
13.	Minnesota	36	241	758	.318
14.	Wisconsin	32	190	672	.283

THREE-POINT FIELD GOALS MADE

	School	G	3FG	Avg/G
1.	Iowa	39	426	10.92
2.	Michigan State	31	283	9.13
3.	Penn State	35	294	8.40
4.	Indiana	32	268	8.38
5.	Nebraska	35	292	8.34
6.	Ohio State	32	237	7.41
7.	Michigan	34	239	7.03
8.	Minnesota	36	241	6.69
9.	Purdue	34	215	6.32
10.	Wisconsin	32	190	5.94
11.	Maryland	33	191	5.79
12.	Northwestern	30	165	5.50
13.	Illinois	34	181	5.32
14.	Rutgers	32	166	5.19

THREE-POINT FIELD GOAL PERCENTAGE DEFENSE

	School	G	FG	FGA	Pct
1.	Nebraska	35	229	762	.301
2.	Ohio State	32	175	579	.302
3.	Iowa	39	307	999	.307
4.	Maryland	33	240	776	.309
5.	Indiana	32	177	564	.314
6.	Illinois	34	227	721	.315
7.	Penn State	35	226	714	.317
8.	Michigan	34	216	659	.328
9.	Purdue	34	219	650	.337
10.	Michigan State	31	192	569	.337
11.	Minnesota	36	272	798	.341
12.	Rutgers	32	229	670	.342
13.	Wisconsin	32	227	663	.342
14.	Northwestern	30	241	673	.358

REBOUNDING OFFENSE

	School	G	Reb	Avg/G
1.	Iowa	39	1611	41.31
2.	Nebraska	35	1431	40.89
3.	Maryland	33	1275	38.64
4.	Minnesota	36	1377	38.25
5.	Illinois	34	1252	36.82
6.	Rutgers	32	1169	36.53
7.	Penn State	35	1272	36.34
8.	Wisconsin	32	1160	36.25
9.	Michigan	34	1221	35.91
10.	Indiana	32	1127	35.22
11.	Purdue	34	1197	35.21
12.	Northwestern	30	1026	34.20
13.	Michigan State	31	1055	34.03
14.	Ohio State	32	1072	33.50

2023-24 STATISTICS

TEAM - ALL GAMES

REBOUNDING DEFENSE

	School	G	Reb	Avg/G
1.	Michigan	34	1062	31.24
2.	Indiana	32	1020	31.88
3.	Nebraska	35	1159	33.11
4.	Illinois	34	1135	33.38
5.	Penn State	35	1192	34.06
6.	Michigan State	31	1071	34.55
7.	Iowa	39	1368	35.08
8.	Purdue	34	1204	35.41
9.	Rutgers	32	1136	35.50
10.	Minnesota	36	1284	35.67
11.	Ohio State	32	1150	35.94
12.	Wisconsin	32	1152	36.00
13.	Maryland	33	1205	36.52
14.	Northwestern	30	1163	38.77

REBOUNDING MARGIN

	School	G	School	Avg	Opp	Avg	Margin
1.	Nebraska	35	1431	40.89	1159	33.11	+7.77
2.	Iowa	39	1611	41.31	1368	35.08	+6.23
3.	Michigan	34	1221	35.91	1062	31.24	+4.68
4.	Illinois	34	1252	36.82	1135	33.38	+3.44
5.	Indiana	32	1127	35.22	1020	31.88	+3.34
6.	Minnesota	36	1377	38.25	1284	35.67	+2.58
7.	Penn State	35	1272	36.34	1192	34.06	+2.29
8.	Maryland	33	1275	38.64	1205	36.52	+2.12
9.	Rutgers	32	1169	36.53	1136	35.50	+1.03
10.	Wisconsin	32	1160	36.25	1152	36.00	+0.25
11.	Purdue	34	1197	35.21	1204	35.41	-0.21
12.	Michigan State	31	1055	34.03	1071	34.55	-0.52
13.	Ohio State	32	1072	33.50	1150	35.94	-2.44
14.	Northwestern	30	1026	34.20	1163	38.77	-4.57

BLOCKED SHOTS

	School	G	Blocks	Avg/G
1.	Wisconsin	32	143	4.47
2.	Indiana	32	139	4.34
3.	Penn State	35	150	4.29
4.	Rutgers	32	132	4.13
5.	Northwestern	30	122	4.07
6.	Michigan State	31	107	3.45
7.	Iowa	39	131	3.36
8.	Ohio State	32	104	3.25
9.	Purdue	34	103	3.03
10.	Illinois	34	87	2.56
11.	Maryland	33	82	2.48
12.	Michigan	34	75	2.21
13.	Nebraska	35	72	2.06
14.	Minnesota	36	69	1.92

ASSISTS

	School	G	Assists	Avg/G
1.	Iowa	39	811	20.79
2.	Michigan State	31	583	18.81
3.	Indiana	32	591	18.47
4.	Ohio State	32	562	17.56
5.	Northwestern	30	525	17.50
6.	Penn State	35	606	17.31
7.	Nebraska	35	580	16.57
8.	Maryland	33	536	16.24
9.	Purdue	34	518	15.24
10.	Illinois	34	481	14.15
11.	Minnesota	36	508	14.11
12.	Wisconsin	32	450	14.06
13.	Michigan	34	471	13.85
14.	Rutgers	32	397	12.41

STEALS

	School	G	Steals	Avg/G
1.	Ohio State	32	336	10.50
2.	Michigan State	31	286	9.23
3.	Penn State	35	321	9.17
4.	Minnesota	36	277	7.69
5.	Purdue	34	259	7.62
6.	Maryland	33	250	7.58
7.	Iowa	39	290	7.44
8.	Wisconsin	32	232	7.25
9.	Rutgers	32	219	6.84
10.	Michigan	34	222	6.53
11.	Illinois	34	220	6.47
12.	Indiana	32	205	6.41
13.	Nebraska	35	224	6.40
14.	Northwestern	30	176	5.87

TURNOVER MARGIN

	School	G	School	Avg	Opp	Avg	Margin
1.	Ohio State	32	425	13.28	674	21.06	+7.78
2.	Michigan State	31	368	11.87	563	18.16	+6.29
3.	Minnesota	36	485	13.47	568	15.78	+2.31
4.	Illinois	34	422	12.41	485	14.26	+1.85
5.	Michigan	34	510	15.00	563	16.56	+1.56
6.	Maryland	33	500	15.15	549	16.64	+1.48
7.	Penn State	35	585	16.71	630	18.00	+1.29
8.	Purdue	34	494	14.53	520	15.29	+0.76
9.	Indiana	32	417	13.03	441	13.78	+0.75
10.	Iowa	39	538	13.79	561	14.38	+0.59
11.	Nebraska	35	498	14.23	501	14.31	+0.09
12.	Northwestern	30	490	16.33	377	12.57	-3.77
13.	Wisconsin	32	591	18.47	470	14.69	-3.78
14.	Rutgers	32	590	18.44	449	14.03	-4.41

ASSIST/TURNOVER RATIO

	School	G	Ast	Avg	T/O	Avg	Ratio
1.	Michigan State	31	583	18.81	368	11.87	1.58
2.	Iowa	39	811	20.79	538	13.79	1.51
3.	Indiana	32	591	18.47	417	13.03	1.42
4.	Ohio State	32	562	17.56	425	13.28	1.32
5.	Nebraska	35	580	16.57	498	14.23	1.16
6.	Illinois	34	481	14.15	422	12.41	1.14
7.	Maryland	33	536	16.24	500	15.15	1.07
8.	Northwestern	30	525	17.50	490	16.33	1.07
9.	Purdue	34	518	15.24	494	14.53	1.05
10.	Minnesota	36	508	14.11	485	13.47	1.05
11.	Penn State	35	606	17.31	585	16.71	1.04
12.	Michigan	34	471	13.85	510	15.00	0.92
13.	Wisconsin	32	450	14.06	591	18.47	0.76
14.	Rutgers	32	397	12.41	590	18.44	0.67

OFFENSIVE REBOUNDS

	School	G	No.	Avg/G
1.	Nebraska	35	457	13.06
2.	Maryland	33	411	12.45
3.	Minnesota	36	444	12.33
4.	Michigan	34	409	12.03
5.	Rutgers	32	370	11.56
6.	Illinois	34	369	10.85
7.	Iowa	39	423	10.85
8.	Purdue	34	358	10.53
9.	Penn State	35	364	10.40
10.	Wisconsin	32	331	10.34
11.	Northwestern	30	310	10.33
12.	Ohio State	32	316	9.88
13.	Michigan State	31	279	9.00
14.	Indiana	32	251	7.84

DEFENSIVE REBOUNDS

	School	G	No.	Avg/G
1.	Iowa	39	1188	30.46
2.	Nebraska	35	974	27.83
3.	Indiana	32	876	27.38
4.	Maryland	33	864	26.18
5.	Illinois	34	883	25.97
6.	Penn State	35	908	25.94
7.	Minnesota	36	933	25.92
8.	Wisconsin	32	829	25.91
9.	Michigan State	31	776	25.03
10.	Rutgers	32	799	24.97
11.	Purdue	34	839	24.68
12.	Michigan	34	812	23.88
13.	Northwestern	30	716	23.87
14.	Ohio State	32	756	23.63

2023-24 STATISTICS

INDIVIDUAL - CONFERENCE GAMES

To be ranked, a player must appear in at least 75.0% of her school's games.

SCORING

	Player, School	G	FG	3FG	FT	Pts	Avg/G
1.	Clark, Caitlin (Iowa)	18	192	106	109	599	33.28
2.	Holmes, Mackenzie (Indiana)	18	166	2	67	401	22.28
3.	Williams, Serah (Wisconsin)	17	120	5	79	324	19.06
4.	Sheldon, Jacy (Ohio State)	18	117	36	61	331	18.39
5.	Owusu, Ashley (Penn State)	14	86	16	64	252	18.00
6.	Phelia, Laila (Michigan)	17	104	16	69	293	17.24
7.	Adams, Destiny (Rutgers)	18	109	1	88	307	17.06
8.	Cook, Makira (Illinois)	18	104	27	66	301	16.72
9.	Brown-Turner, Jakia (Maryland)	18	113	18	39	283	15.72
10.	Scalia, Sara (Indiana)	18	85	57	52	279	15.50
11.	Ayrault, Julia (Michigan State)	18	107	23	41	278	15.44
12.	Stuelke, Hannah (Iowa)	17	105	1	46	257	15.12
13.	McMahon, Cottie (Ohio State)	18	102	7	60	271	15.06
14.	Markowski, Alexis (Nebraska)	18	108	13	35	264	14.67
15.	Joiner, Moira (Michigan State)	18	91	40	29	251	13.94
16.	McDaniel, Bri (Maryland)	18	84	18	61	247	13.72
17.	Ellis, Abbey (Purdue)	18	89	28	37	243	13.50
18.	Sellers, Shyanne (Maryland)	17	74	7	73	228	13.41
19.	Hallock, Theryn (Michigan State)	18	95	20	30	240	13.33
20.	Martin, Kate (Iowa)	18	86	26	41	239	13.28

REBOUNDING

	Player, School	G	OFF	DEF	TOT	Avg/G
1.	Williams, Serah (Wisconsin)	17	57	156	213	12.53
2.	Markowski, Alexis (Nebraska)	18	53	156	209	11.61
3.	Bostic, Kendall (Illinois)	18	34	165	199	11.06
4.	Terry, Jeanae (Purdue)	18	52	109	161	8.94
5.	Heyer, Mallory (Minnesota)	18	42	107	149	8.28
6.	Adams, Destiny (Rutgers)	18	51	82	133	7.39
7.	Brown-Turner, Jakia (Maryland)	18	42	90	132	7.33
	Holmes, Mackenzie (Indiana)	18	43	89	132	7.33
9.	Clark, Caitlin (Iowa)	18	4	127	131	7.28
	McMahon, Cottie (Ohio State)	18	32	99	131	7.28
11.	Ayrault, Julia (Michigan State)	18	18	112	130	7.22
12.	Martin, Kate (Iowa)	18	21	106	127	7.06
13.	Kapinus, Leilani (Penn State)	18	21	101	122	6.78
14.	Stuelke, Hannah (Iowa)	17	47	65	112	6.59
15.	Affolter, Sydney (Iowa)	18	41	75	116	6.44
16.	Cornwell, Chyna (Rutgers)	18	39	74	113	6.28
17.	Owusu, Ashley (Penn State)	14	19	64	83	5.93
18.	Sellers, Shyanne (Maryland)	17	23	73	96	5.65
19.	Potts, Natalie (Nebraska)	18	45	49	94	5.22
20.	Hart, Sophie (Minnesota)	14	27	45	72	5.14

FIELD GOAL PERCENTAGE (minimum 5.0 FG made per game)

	Player, School	G	FG	FGA	PCT
1.	Holmes, Mackenzie (Indiana)	18	166	242	.686
2.	Stuelke, Hannah (Iowa)	17	105	165	.636
3.	Hallock, Theryn (Michigan State)	18	95	164	.579
4.	Bostic, Kendall (Illinois)	18	96	166	.578
5.	Harper, Caitlyn (Purdue)	17	90	160	.563
6.	Williams, Serah (Wisconsin)	17	120	222	.541
7.	Ayrault, Julia (Michigan State)	18	107	209	.512
8.	Brown-Turner, Jakia (Maryland)	18	113	226	.500
9.	Sheldon, Jacy (Ohio State)	18	117	239	.490
10.	Owusu, Ashley (Penn State)	14	86	176	.489
11.	McMahon, Cottie (Ohio State)	18	102	212	.481
12.	Daley, Melannie (Northwestern)	18	101	210	.481
13.	Adams, Destiny (Rutgers)	18	109	227	.480
14.	Phelia, Laila (Michigan)	17	104	225	.462
15.	Markowski, Alexis (Nebraska)	18	108	236	.458

THREE-POINT FIELD GOAL PERCENTAGE (minimum 2.5 3FG made per game)

	Player, School	G	3FG	3FGA	PCT
1.	Scalia, Sara (Indiana)	18	57	141	.404
2.	Clark, Caitlin (Iowa)	18	106	267	.397

FREE THROW PERCENTAGE (minimum 2.5 FT made per game)

	Player, School	G	FTM	FTA	PCT
1.	Shelley, Jaz (Nebraska)	18	54	59	.915
2.	Sheldon, Jacy (Ohio State)	18	61	68	.897
3.	Clark, Caitlin (Iowa)	18	109	123	.886
4.	Petticord, Mya (Rutgers)	14	38	43	.884
5.	Cook, Makira (Illinois)	18	66	75	.880
6.	Scalia, Sara (Indiana)	18	52	60	.867
7.	Bryant, Genesis (Illinois)	18	45	52	.865
8.	Sellers, Shyanne (Maryland)	17	73	86	.849
9.	Walsh, Caileigh (Northwestern)	18	54	64	.844
10.	Williams, Serah (Wisconsin)	17	79	97	.814
11.	McDaniel, Bri (Maryland)	18	61	77	.792
12.	Phelia, Laila (Michigan)	17	69	88	.784
13.	Owusu, Ashley (Penn State)	14	64	84	.762
14.	Hagemann, DeeDee (Michigan State)	18	58	77	.753
15.	Holmes, Mackenzie (Indiana)	18	67	92	.728

ASSISTS

	Player, School	G	Assists	Avg/G
1.	Clark, Caitlin (Iowa)	18	169	9.39
2.	Terry, Jeanae (Purdue)	18	119	6.61
3.	Shelley, Jaz (Nebraska)	18	105	5.83
4.	Sellers, Shyanne (Maryland)	17	94	5.53
5.	Hagemann, DeeDee (Michigan State)	18	98	5.44
6.	Lau, Caroline (Northwestern)	18	93	5.17
7.	Battle, Amaya (Minnesota)	18	92	5.11
8.	Moore-McNeil, Chloe (Indiana)	18	87	4.83
9.	Cook, Makira (Illinois)	18	77	4.28
	Porter, Ronnie (Wisconsin)	18	77	4.28
11.	Sheldon, Jacy (Ohio State)	18	76	4.22
12.	Owusu, Ashley (Penn State)	14	57	4.07
13.	Bryant, Genesis (Illinois)	18	61	3.39
14.	Bates, Antonia (Rutgers)	16	53	3.31
15.	McDaniel, Bri (Maryland)	18	59	3.28
	Taylor, Celeste (Ohio State)	18	59	3.28

STEALS

	Player, School	G	Steals	Avg/G
1.	Kapinus, Leilani (Penn State)	18	42	2.33
	Terry, Jeanae (Purdue)	18	42	2.33
3.	Taylor, Celeste (Ohio State)	18	40	2.22
4.	Sheldon, Jacy (Ohio State)	18	34	1.89
5.	Clark, Caitlin (Iowa)	18	33	1.83
6.	Tate, Jocelyn (Michigan State)	18	31	1.72
7.	Copeland, Sania (Wisconsin)	17	29	1.71
8.	Shelley, Jaz (Nebraska)	18	30	1.67
9.	McDaniel, Bri (Maryland)	18	29	1.61
	Battle, Amaya (Minnesota)	18	29	1.61
11.	Hallock, Theryn (Michigan State)	18	28	1.56
12.	Thierry, Taylor (Ohio State)	18	27	1.50
13.	Porter, Ronnie (Wisconsin)	18	26	1.44
14.	Cook, Makira (Illinois)	18	25	1.39
15.	Phelia, Laila (Michigan)	17	23	1.35

2023-24 STATISTICS

INDIVIDUAL - CONFERENCE GAMES

THREE-POINT FIELD GOALS MADE

	Player, School	G	3FG	Avg/G
1.	Clark, Caitlin (Iowa)	18	106	5.89
2.	Scalia, Sara (Indiana)	18	57	3.17
3.	Shelley, Jaz (Nebraska)	18	43	2.39
4.	Grocholski, Grace (Minnesota)	18	41	2.28
5.	Garzon, Yarden (Indiana)	18	40	2.22
	Joiner, Moira (Michigan State)	18	40	2.22
7.	Alexander, Brinae (Maryland)	18	39	2.17
8.	Hansen, Lauren (Michigan)	18	37	2.06
9.	Ciezki, Shay (Penn State)	18	36	2.00
	Layden, Madison (Purdue)	18	36	2.00
	Sheldon, Jacy (Ohio State)	18	36	2.00
12.	Heyer, Mallory (Minnesota)	18	35	1.94
13.	Marisa, Makenna (Penn State)	16	31	1.94
14.	Bryant, Genesis (Illinois)	18	33	1.83
15.	Marshall, Gabbie (Iowa)	18	32	1.78

BLOCKED SHOTS

	Player, School	G	Blocks	Avg/G
1.	Williams, Serah (Wisconsin)	17	46	2.71
2.	Ayrault, Julia (Michigan State)	18	32	1.78
3.	Holmes, Mackenzie (Indiana)	18	27	1.50
4.	Bates, Antonia (Rutgers)	16	23	1.44
5.	Kapinus, Leilani (Penn State)	18	19	1.06
	Walsh, Caileigh (Northwestern)	18	19	1.06
	Taylor, Celeste (Ohio State)	18	19	1.06
8.	Mott, Paige (Northwestern)	18	18	1.00
	Harper, Caitlyn (Purdue)	17	17	1.00
10.	Hall, Grace (Penn State)	18	16	0.89
11.	Bostic, Kendall (Illinois)	18	15	0.83
12.	Schramek, Brooke (Wisconsin)	16	12	0.75
13.	Clark, Caitlin (Iowa)	18	12	0.67
	McMahon, Cottie (Ohio State)	18	12	0.67
	Shoup-Hill, Brynn (Illinois)	15	10	0.67

ASSIST/TURNOVER RATIO (minimum 3.0 assists/game)

	Player, School	G	Ast	T/O	Ratio
1.	Hagemann, DeeDee (Michigan State)	18	98	36	2.72
2.	Moore-McNeil, Chloe (Indiana)	18	87	37	2.35
3.	Bargesser, Lexus (Indiana)	18	56	24	2.33
4.	Sheldon, Jacy (Ohio State)	18	76	37	2.05
5.	Terry, Jeanae (Purdue)	18	119	63	1.89
6.	Shelley, Jaz (Nebraska)	18	105	56	1.88
7.	Joiner, Moira (Michigan State)	18	58	32	1.81
8.	Hobbs, Jordan (Michigan)	18	57	32	1.78
9.	Clark, Caitlin (Iowa)	18	169	95	1.78
10.	Sellers, Shyanne (Maryland)	17	94	59	1.59
11.	Lau, Caroline (Northwestern)	18	93	61	1.52
12.	Cook, Makira (Illinois)	18	77	51	1.51
13.	Taylor, Celeste (Ohio State)	18	59	42	1.40
14.	Bryant, Genesis (Illinois)	18	61	44	1.39
15.	Owusu, Ashley (Penn State)	14	57	43	1.33

OFFENSIVE REBOUNDS

	Player, School	G	No.	Avg/G
1.	Williams, Serah (Wisconsin)	17	57	3.35
2.	Markowski, Alexis (Nebraska)	18	53	2.94
3.	Terry, Jeanae (Purdue)	18	52	2.89
4.	Adams, Destiny (Rutgers)	18	51	2.83
5.	Stuelke, Hannah (Iowa)	17	47	2.76
6.	Potts, Natalie (Nebraska)	18	45	2.50
7.	Holmes, Mackenzie (Indiana)	18	43	2.39
8.	Brown-Turner, Jakia (Maryland)	18	42	2.33
	Heyer, Mallory (Minnesota)	18	42	2.33
	McKenzie, Adalia (Illinois)	18	42	2.33
11.	Affolter, Sydney (Iowa)	18	41	2.28
12.	Cornwell, Chyna (Rutgers)	18	39	2.17
13.	Thierry, Taylor (Ohio State)	18	38	2.11
14.	Hobby, Camille (Illinois)	18	36	2.00
	Williams, Cameron (Michigan)	18	36	2.00

DEFENSIVE REBOUNDS

	Player, School	G	No.	Avg/G
1.	Williams, Serah (Wisconsin)	17	156	9.18
2.	Bostic, Kendall (Illinois)	18	165	9.17
3.	Markowski, Alexis (Nebraska)	18	156	8.67
4.	Clark, Caitlin (Iowa)	18	127	7.06
5.	Ayrault, Julia (Michigan State)	18	112	6.22
6.	Terry, Jeanae (Purdue)	18	109	6.06
7.	Heyer, Mallory (Minnesota)	18	107	5.94
8.	Martin, Kate (Iowa)	18	106	5.89
9.	Kapinus, Leilani (Penn State)	18	101	5.61
10.	McMahon, Cottie (Ohio State)	18	99	5.50
11.	Brown-Turner, Jakia (Maryland)	18	90	5.00
12.	Holmes, Mackenzie (Indiana)	18	89	4.94
13.	Owusu, Ashley (Penn State)	14	64	4.57
14.	Adams, Destiny (Rutgers)	18	82	4.56
15.	Sellers, Shyanne (Maryland)	17	73	4.29

MINUTES PLAYED

	Player, School	G	Minutes	Avg/G
1.	Phelia, Laila (Michigan)	17	620	36.47
2.	Heyer, Mallory (Minnesota)	18	644	35.77
3.	Cook, Makira (Illinois)	18	643	35.73
4.	Grocholski, Grace (Minnesota)	18	638	35.45
5.	Clark, Caitlin (Iowa)	18	637	35.39
6.	Sheldon, Jacy (Ohio State)	18	637	35.38
7.	Bostic, Kendall (Illinois)	18	632	35.13
8.	Scalia, Sara (Indiana)	18	631	35.06
9.	Porter, Ronnie (Wisconsin)	18	630	34.98
10.	Shelley, Jaz (Nebraska)	18	622	34.54
11.	Bryant, Genesis (Illinois)	18	615	34.19
12.	Battle, Amaya (Minnesota)	18	602	33.42
13.	Petticord, Mya (Rutgers)	14	468	33.41
14.	Moore-McNeil, Chloe (Indiana)	18	601	33.40
15.	Joiner, Moira (Michigan State)	18	597	33.15

2023-24 STATISTICS

TEAM - CONFERENCE GAMES

SCORING OFFENSE

	School	G	W-L	Pts	Avg/G
1.	Iowa	18	15-3	1690	93.89
2.	Penn State	18	9-9	1474	81.89
3.	Ohio State	18	16-2	1435	79.72
4.	Indiana	18	15-3	1425	79.17
5.	Michigan State	18	12-6	1420	78.89
6.	Maryland	18	9-9	1351	75.06
7.	Illinois	18	8-10	1316	73.11
8.	Nebraska	18	11-7	1254	69.67
9.	Purdue	18	5-13	1252	69.56
10.	Michigan	18	9-9	1226	68.11
11.	Northwestern	18	4-14	1143	63.50
12.	Rutgers	18	2-16	1142	63.44
13.	Minnesota	18	5-13	1132	62.89
14.	Wisconsin	18	6-12	1055	58.61

SCORING DEFENSE

	School	G	Pts	Avg/G
1.	Ohio State	18	1190	66.11
2.	Nebraska	18	1213	67.39
3.	Indiana	18	1222	67.89
4.	Michigan	18	1231	68.39
5.	Michigan State	18	1267	70.39
6.	Wisconsin	18	1293	71.83
7.	Illinois	18	1308	72.67
8.	Minnesota	18	1321	73.39
9.	Purdue	18	1332	74.00
10.	Maryland	18	1335	74.17
11.	Iowa	18	1366	75.89
12.	Penn State	18	1374	76.33
13.	Rutgers	18	1417	78.72
14.	Northwestern	18	1446	80.33

SCORING MARGIN

	School	G	OFF	DEF	Margin
1.	Iowa	18	93.89	75.89	+18.00
2.	Ohio State	18	79.72	66.11	+13.61
3.	Indiana	18	79.17	67.89	+11.28
4.	Michigan State	18	78.89	70.39	+8.50
5.	Penn State	18	81.89	76.33	+5.56
6.	Nebraska	18	69.67	67.39	+2.28
7.	Maryland	18	75.06	74.17	+0.89
8.	Illinois	18	73.11	72.67	+0.44
9.	Michigan	18	68.11	68.39	-0.28
10.	Purdue	18	69.56	74.00	-4.44
11.	Minnesota	18	62.89	73.39	-10.50
12.	Wisconsin	18	58.61	71.83	-13.22
13.	Rutgers	18	63.44	78.72	-15.28
14.	Northwestern	18	63.50	80.33	-16.83

FREE THROW PERCENTAGE

	School	G	FTM	FTA	Pct
1.	Illinois	18	230	270	.852
2.	Purdue	18	208	262	.794
3.	Iowa	18	273	355	.769
4.	Maryland	18	266	347	.767
5.	Northwestern	18	192	253	.759
6.	Wisconsin	18	200	264	.758
7.	Indiana	18	238	318	.748
8.	Michigan State	18	229	307	.746
9.	Nebraska	18	211	285	.740
10.	Rutgers	18	243	330	.736
11.	Michigan	18	200	280	.714
12.	Penn State	18	235	330	.712
13.	Ohio State	18	232	330	.703
14.	Minnesota	18	151	223	.677

FIELD GOAL PERCENTAGE

	School	G	FG	FGA	Pct
1.	Indiana	18	518	1001	.517
2.	Iowa	18	598	1188	.503
3.	Penn State	18	543	1120	.485
4.	Ohio State	18	529	1116	.474
5.	Michigan State	18	522	1103	.473
6.	Maryland	18	492	1114	.442
7.	Illinois	18	497	1128	.441
8.	Michigan	18	455	1048	.434
9.	Purdue	18	464	1102	.421
10.	Rutgers	18	407	977	.417
11.	Nebraska	18	447	1105	.405
12.	Northwestern	18	428	1073	.399
13.	Minnesota	18	435	1101	.395
14.	Wisconsin	18	381	986	.386

FIELD GOAL PERCENTAGE DEFENSE

	School	G	FG	FGA	Pct
1.	Iowa	18	504	1199	.420
2.	Ohio State	18	425	1004	.423
3.	Wisconsin	18	472	1102	.428
4.	Illinois	18	484	1124	.431
5.	Nebraska	18	458	1060	.432
6.	Maryland	18	481	1113	.432
7.	Indiana	18	457	1053	.434
8.	Penn State	18	496	1135	.437
9.	Michigan	18	439	966	.454
10.	Michigan State	18	472	1031	.458
11.	Purdue	18	493	1076	.458
12.	Northwestern	18	520	1125	.462
13.	Minnesota	18	488	1052	.464
14.	Rutgers	18	527	1122	.470

THREE-POINT FIELD GOAL PERCENTAGE

	School	G	FG	FGA	Pct
1.	Indiana	18	151	361	.418
2.	Iowa	18	221	553	.400
3.	Penn State	18	153	418	.366
4.	Maryland	18	101	277	.365
5.	Ohio State	18	145	400	.363
6.	Michigan State	18	147	427	.344
7.	Northwestern	18	95	279	.341
8.	Purdue	18	116	345	.336
9.	Michigan	18	116	349	.332
10.	Nebraska	18	149	452	.330
11.	Illinois	18	92	293	.314
12.	Rutgers	18	85	274	.310
13.	Minnesota	18	111	362	.307
14.	Wisconsin	18	93	378	.246

THREE-POINT FIELD GOALS MADE

	School	G	3FG	Avg/G
1.	Iowa	18	221	12.28
2.	Penn State	18	153	8.50
3.	Indiana	18	151	8.39
4.	Nebraska	18	149	8.28
5.	Michigan State	18	147	8.17
6.	Ohio State	18	145	8.06
7.	Michigan	18	116	6.44
	Purdue	18	116	6.44
9.	Minnesota	18	111	6.17
10.	Maryland	18	101	5.61
11.	Northwestern	18	95	5.28
12.	Wisconsin	18	93	5.17
13.	Illinois	18	92	5.11
14.	Rutgers	18	85	4.72

THREE-POINT FIELD GOAL PERCENTAGE DEFENSE

	School	G	FG	FGA	Pct
1.	Iowa	18	131	423	.310
2.	Maryland	18	131	412	.318
3.	Nebraska	18	125	392	.319
4.	Penn State	18	111	347	.320
5.	Michigan	18	120	360	.333
6.	Ohio State	18	109	323	.337
7.	Illinois	18	128	377	.340
8.	Northwestern	18	133	390	.341
9.	Indiana	18	94	271	.347
10.	Michigan State	18	121	339	.357
11.	Rutgers	18	133	363	.366
12.	Wisconsin	18	128	345	.371
13.	Purdue	18	139	373	.373
14.	Minnesota	18	172	453	.380

REBOUNDING OFFENSE

	School	G	Reb	Avg/G
1.	Nebraska	18	729	40.50
2.	Iowa	18	715	39.72
3.	Wisconsin	18	652	36.22
4.	Illinois	18	639	35.50
	Maryland	18	639	35.50
6.	Minnesota	18	627	34.83
7.	Penn State	18	625	34.72
8.	Purdue	18	609	33.83
9.	Michigan	18	601	33.39
10.	Rutgers	18	597	33.17
11.	Ohio State	18	592	32.89
12.	Indiana	18	590	32.78
13.	Northwestern	18	584	32.44
14.	Michigan State	18	569	31.61

2023-24 STATISTICS

TEAM - CONFERENCE GAMES

REBOUNDING DEFENSE

	School	G	Reb	Avg/G
1.	Indiana	18	537	29.83
2.	Michigan	18	562	31.22
3.	Nebraska	18	589	32.72
4.	Michigan State	18	623	34.61
5.	Purdue	18	624	34.67
6.	Wisconsin	18	628	34.89
7.	Penn State	18	630	35.00
8.	Iowa	18	639	35.50
9.	Rutgers	18	643	35.72
10.	Ohio State	18	645	35.83
11.	Illinois	18	646	35.89
12.	Maryland	18	649	36.06
13.	Minnesota	18	655	36.39
14.	Northwestern	18	698	38.78

REBOUNDING MARGIN

	School	G	School	Avg	Opp	Avg	Margin
1.	Nebraska	18	729	40.50	589	32.72	+7.78
2.	Iowa	18	715	39.72	639	35.50	+4.22
3.	Indiana	18	590	32.78	537	29.83	+2.94
4.	Michigan	18	601	33.39	562	31.22	+2.17
5.	Wisconsin	18	652	36.22	628	34.89	+1.33
6.	Penn State	18	625	34.72	630	35.00	-0.28
7.	Illinois	18	639	35.50	646	35.89	-0.39
8.	Maryland	18	639	35.50	649	36.06	-0.56
9.	Purdue	18	609	33.83	624	34.67	-0.83
10.	Minnesota	18	627	34.83	655	36.39	-1.56
11.	Rutgers	18	597	33.17	643	35.72	-2.56
12.	Ohio State	18	592	32.89	645	35.83	-2.94
13.	Michigan State	18	569	31.61	623	34.61	-3.00
14.	Northwestern	18	584	32.44	698	38.78	-6.33

BLOCKED SHOTS

	School	G	Blocks	Avg/G
1.	Wisconsin	18	81	4.50
2.	Northwestern	18	74	4.11
3.	Indiana	18	70	3.89
4.	Ohio State	18	63	3.50
	Penn State	18	63	3.50
6.	Iowa	18	56	3.11
	Rutgers	18	56	3.11
8.	Michigan State	18	52	2.89
9.	Purdue	18	48	2.67
10.	Illinois	18	47	2.61
11.	Maryland	18	38	2.11
12.	Minnesota	18	27	1.50
13.	Nebraska	18	25	1.39
14.	Michigan	18	22	1.22

ASSISTS

	School	G	Assists	Avg/G
1.	Iowa	18	410	22.78
2.	Ohio State	18	341	18.94
3.	Indiana	18	315	17.50
4.	Michigan State	18	309	17.17
5.	Penn State	18	302	16.78
6.	Northwestern	18	299	16.61
7.	Purdue	18	291	16.17
8.	Nebraska	18	290	16.11
9.	Maryland	18	288	16.00
10.	Illinois	18	261	14.50
11.	Wisconsin	18	239	13.28
12.	Michigan	18	233	12.94
13.	Minnesota	18	224	12.44
14.	Rutgers	18	215	11.94

STEALS

	School	G	Steals	Avg/G
1.	Ohio State	18	183	10.17
2.	Penn State	18	161	8.94
3.	Michigan State	18	156	8.67
4.	Maryland	18	136	7.56
5.	Purdue	18	135	7.50
6.	Iowa	18	130	7.22
7.	Illinois	18	117	6.50
	Minnesota	18	117	6.50
9.	Nebraska	18	116	6.44
10.	Indiana	18	113	6.28
11.	Wisconsin	18	111	6.17
12.	Michigan	18	108	6.00
13.	Northwestern	18	107	5.94
14.	Rutgers	18	100	5.56

TURNOVER MARGIN

	School	G	School	Avg	Opp	Avg	Margin
1.	Ohio State	18	235	13.06	374	20.78	+7.72
2.	Michigan State	18	219	12.17	315	17.50	+5.33
3.	Maryland	18	264	14.67	296	16.44	+1.78
4.	Illinois	18	220	12.22	246	13.67	+1.44
5.	Iowa	18	244	13.56	259	14.39	+0.83
6.	Michigan	18	264	14.67	276	15.33	+0.67
7.	Purdue	18	251	13.94	257	14.28	+0.33
8.	Minnesota	18	248	13.78	249	13.83	+0.06
9.	Penn State	18	307	17.06	307	17.06	0.00
10.	Indiana	18	252	14.00	244	13.56	-0.44
11.	Nebraska	18	275	15.28	248	13.78	-1.50
12.	Northwestern	18	291	16.17	223	12.39	-3.78
13.	Rutgers	18	330	18.33	231	12.83	-5.50
14.	Wisconsin	18	360	20.00	235	13.06	-6.94

ASSIST/TURNOVER RATIO

	School	G	Ast	Avg	T/O	Avg	Ratio
1.	Iowa	18	410	22.78	244	13.56	1.68
2.	Ohio State	18	341	18.94	235	13.06	1.45
3.	Michigan State	18	309	17.17	219	12.17	1.41
4.	Indiana	18	315	17.50	252	14.00	1.25
5.	Illinois	18	261	14.50	220	12.22	1.19
6.	Purdue	18	291	16.17	251	13.94	1.16
7.	Maryland	18	288	16.00	264	14.67	1.09
8.	Nebraska	18	290	16.11	275	15.28	1.05
9.	Northwestern	18	299	16.61	291	16.17	1.03
10.	Penn State	18	302	16.78	307	17.06	0.98
11.	Minnesota	18	224	12.44	248	13.78	0.90
12.	Michigan	18	233	12.94	264	14.67	0.88
13.	Wisconsin	18	239	13.28	360	20.00	0.66
14.	Rutgers	18	215	11.94	330	18.33	0.65

OFFENSIVE REBOUNDS

	School	G	No.	Avg/G
1.	Nebraska	18	237	13.17
2.	Maryland	18	206	11.44
3.	Minnesota	18	205	11.39
4.	Wisconsin	18	201	11.17
5.	Purdue	18	195	10.83
6.	Illinois	18	188	10.44
	Michigan	18	188	10.44
8.	Iowa	18	182	10.11
9.	Penn State	18	176	9.78
10.	Rutgers	18	173	9.61
	Northwestern	18	173	9.61
12.	Ohio State	18	168	9.33
13.	Michigan State	18	141	7.83
14.	Indiana	18	127	7.06

DEFENSIVE REBOUNDS

	School	G	No.	Avg/G
1.	Iowa	18	533	29.61
2.	Nebraska	18	492	27.33
3.	Indiana	18	463	25.72
4.	Wisconsin	18	451	25.06
	Illinois	18	451	25.06
6.	Penn State	18	449	24.94
7.	Maryland	18	433	24.06
8.	Michigan State	18	428	23.78
9.	Rutgers	18	424	23.56
	Ohio State	18	424	23.56
11.	Minnesota	18	422	23.44
12.	Purdue	18	414	23.00
13.	Michigan	18	413	22.94
14.	Northwestern	18	411	22.83

BIG TEN RECORDS

INDIVIDUAL - ALL GAMES

* - includes statistics prior to Big Ten competition or at previous school
 ^ - NCAA record
 (BTT/NCAA/WNIT) - Took place in Big Ten Tournament/NCAA Tournament/WNIT

POINTS

Game			
1.	60	Rachel Banham, Minnesota vs. Northwestern	2/7/16
2.	57	Kelsey Plum, Washington vs. Utah*	2/25/17
3.	52	Rachel Banham, Minnesota vs. Michigan State	2/21/16
4.	51	JuJu Watkins, USC at Stanford*	2/2/24
5.	50	Cherie Nelson, USC vs. California*	3/11/89
		Naz Hillmon, Michigan at Ohio State	1/21/21
		Nia Clouden, Michigan State vs. FGCU	12/20/21
8.	49	Kendra Gantt, Illinois vs. Kent State	1/3/83
		Tina Thompson, USC vs. UCLA*	1/27/96
		Kelly Mazzante, Penn State vs. Minnesota	12/28/01
		Caitlin Clark, Iowa vs. Michigan	2/15/24

Season

1.	1,234 [^]	Caitlin Clark, Iowa	2023-24
2.	1,109	Kelsey Plum, Washington*	2016-17
3.	1,055	Caitlin Clark, Iowa	2022-23
4.	1,001	Megan Gustafson, Iowa	2018-19
5.	960	Kelsey Plum, Washington*	2015-16
6.	920	JuJu Watkins, USC*	2023-24
7.	914	Rachel Banham, Minnesota	2015-16
8.	889	Kelsey Mitchell, Ohio State	2015-16
9.	873	Kelsey Mitchell, Ohio State	2014-15
10.	872	Kelly Mazzante, Penn State	2001-02

Career

1.	3,951 [^]	Caitlin Clark, Iowa	2021-24
2.	3,527	Kelsey Plum, Washington*	2014-17
3.	3,402	Kelsey Mitchell, Ohio State	2015-18
4.	3,093	Rachel Banham, Minnesota	2012-16
5.	3,018	Cheryl Miller, USC*	1983-86
6.	2,919	Kelly Mazzante, Penn State	2001-04
7.	2,818	Jantel Lavender, Ohio State	2008-11
8.	2,804	Megan Gustafson, Iowa	2016-19
9.	2,776	Katelynn Flaherty, Michigan	2015-18
10.	2,578	Katie Smith, Ohio State	1993-96

Career Games Scoring In Double Figures

1.	138	Caitlin Clark, Iowa (139 games)	2021-24
2.	137	Kelsey Mitchell, Ohio State (139)	2015-18
		Kelsey Plum, Washington (139)*	2014-17
4.	136	Jantel Lavender, Ohio State (136)	2008-11
5.	134	Rachel Banham, Minnesota (144)	2012-16
		Sabrina Ionescu, Oregon (142)*	2017-20
7.	127	Katelynn Flaherty, Michigan (140)	2015-18
8.	123	Ruthy Hebard, Oregon (142)*	2016-20
9.	122	Megan Gustafson, Iowa (135)	2016-19
10.	114	Carlie Wagner, Minnesota (129)	2014-18

Fewest Games To Score 1,000 Points

40	Caitlin Clark, Iowa	2021-24
41	Kelsey Mitchell, Ohio State	2015-18
47	Kelly Mazzante, Penn State	2001-04

FIELD GOALS MADE

Game			
1.	22	Kendra Gantt, Illinois vs. Kent State	1/3/83
2.	21	Carol Ann Shudlick, Minnesota at Marquette	12/21/91
3.	20	Anucha Browne, Northwestern vs. St. John's	12/8/84
		Naz Hillmon, Michigan at Ohio State	1/21/21
5.	19	Rachel Banham, Minnesota vs. Northwestern	2/7/16
		Megan Gustafson, Iowa vs. Minnesota	3/2/18 (BTT)
		Kelsey Plum, Washington vs. Utah*	2/25/17
		Natalie Williams, UCLA vs. California*	2/24/94
9.	18	Carol Ann Shudlick, Minnesota vs. Texas Tech	12/18/93
		Rachel Banham, Minnesota vs. Milwaukee	3/16/16 (WNIT)
		Caitlin Clark, Iowa vs. Evansville	1/2/22

Season

1.	412 [^]	Megan Gustafson, Iowa	2018-19
2.	403	Caitlin Clark, Iowa	2023-24
3.	379	Kelsey Plum, Washington*	2016-17
4.	341	Anucha Browne, Northwestern	1984-85
5.	338	Caitlin Clark, Iowa	2022-23
6.	320	Megan Gustafson, Iowa	2017-18
7.	316	Jantel Lavender, Ohio State	2010-11
8.	315	Rachel Banham, Minnesota	2015-16
9.	313	Kelly Mazzante, Penn State	2001-02
10.	308	Cheryl Miller, USC*	1985-86
		Kelsey Plum, Washington*	2015-16

Career

1.	1,293	Caitlin Clark, Iowa	2021-24
2.	1,159	Cheryl Miller, USC*	1983-86
3.	1,142	Jantel Lavender, Ohio State	2008-11
4.	1,136	Megan Gustafson, Iowa	2016-19
		Kelsey Plum, Washington*	2014-17
6.	1,120	Kelsey Mitchell, Ohio State	2015-18
7.	1,081	Rachel Banham, Minnesota	2012-16
8.	1,051	Kelly Mazzante, Penn State	2001-04
9.	1,031	Monika Czinano, Iowa	2019-23
10.	987	Ruthy Hebard, Oregon*	2017-20

FIELD GOAL ATTEMPTS

Game			
1.	34	Anucha Browne, Northwestern vs. Minnesota	1/27/85
		Caitlin Clark, Iowa vs. Michigan State	1/2/24
3.	33	Lisa Leslie, USC vs. Texas*	11/25/90
		MaChelle Joseph, Purdue vs. Wisconsin	2/21/92
		Carol Ann Shudlick, Minnesota vs. Texas Tech	12/18/93
		Syreeta Bromfield, Michigan State vs. Wisconsin	1/10/02
		Amanda Zahui B., Minnesota at Rutgers	1/25/15
		Rachel Banham, Minnesota vs. Milwaukee	3/16/16 (WNIT)
		JuJu Watkins, USC vs. Oregon State*	1/5/24
10.	32	13 times, most recently by:	
		JuJu Watkins, USC at Oregon State*	2/18/24

Season

1.	886	Caitlin Clark, Iowa	2023-24
2.	763	JuJu Watkins, USC*	2023-24
3.	760	Kelsey Plum, Washington*	2015-16
4.	717	Kelsey Plum, Washington*	2016-17
5.	716	Kelly Mazzante, Penn State	2001-02
6.	715	Caitlin Clark, Iowa	2022-23
7.	690	Rachel Banham, Minnesota	2015-16
8.	680	Kelsey Mitchell, Ohio State	2014-15
9.	674	Kelly Mazzante, Penn State	2002-03
10.	666	Anucha Browne, Northwestern	1984-85

Career

1.	2,798	Caitlin Clark, Iowa	2021-24
2.	2,565	Kelsey Plum, Washington*	2014-17
3.	2,560	Kelsey Mitchell, Ohio State	2015-18
4.	2,496	Rachel Banham, Minnesota	2012-16
5.	2,403	Kelly Mazzante, Penn State	2001-04
6.	2,261	Katelynn Flaherty, Michigan	2015-18
7.	2,209	Nicole Cardaño-Hillary, Indiana*	2018-22
8.	2,156	Jantel Lavender, Ohio State	2008-11
9.	2,109	Carlie Wagner, Minnesota	2015-18
10.	2,083	Jolene Anderson, Wisconsin	2005-08

FIELD GOAL PERCENTAGE

Game (minimum 10 attempts)

1.	1.000	18 times, best perfect games by:	
		Ruthy Hebard, Oregon (12-12) at Washington State*	2/11/18
		Ruthy Hebard, Oregon (12-12) vs. USC*	2/16/18
		Megan Gustafson, Iowa (13-13) at WKU	11/13/18
		Mackenzie Holmes, Indiana (13-13) vs. Eastern Ky.	11/25/20

Season (minimum 100 attempts)

1.	.696	Megan Gustafson, Iowa (412-592)	2018-19
2.	.690	Brianna Jones, Maryland (281-407)	2016-17
3.	.685	Ruthy Hebard, Oregon (252-368)*	2019-20
4.	.679	Monika Czinano, Iowa (201-296)	2019-20
		Monika Czinano, Iowa (277-408)	2021-22
6.	.671	Megan Gustafson, Iowa (320-477)	2017-18
7.	.670	Cathy Marx, Iowa (71-106)	1991-92
		Ruthy Hebard, Oregon (246-367)*	2018-19
9.	.668	Monika Czinano, Iowa (254-380)	2020-21
10.	.667	Marrita Porter, Ohio State (72-108)	1996-97

Career (minimum 400 made)

1.	.671	Monika Czinano, Iowa (1031-1537)	2019-23
2.	.656	Megan Gustafson, Iowa (1136-1731)	2016-19
3.	.651	Ruthy Hebard, Oregon (987-1516)*	2017-20
4.	.650	Brianna Jones, Maryland (803-1236)*	2014-17
5.	.639	Mackenzie Holmes, Indiana (1043-1633)	2020-24
6.	.608	Camille Cooper, Purdue (657-1081)	1998-01
7.	.606	Michele Savage, Northwestern (653-1078)	1989-92
8.	.604	Jessica Davenport, Ohio State (875-1448)	2004-07
9.	.603	Courtney Coleman, Ohio State (596-988)	2000-03
10.	.600	Tracey Hall, Ohio State (807-1346)	1985-88
	.600	Hallie Thome, Michigan (841-1402)	2016-19

BIG TEN RECORDS

INDIVIDUAL - ALL GAMES

THREE-POINT FIELD GOALS MADE

Game			
1. 12	Brittany Rayburn, Purdue vs. Minnesota	1/12/12	
2. 11	Kristi Kingma, Washington at Oregon*	2/15/13	
3. 10	Amy Cherubini, Indiana vs. Ohio State	2/21/92	
	Maxann Reese, Michigan State vs. Iowa	1/29/99	
	Melissa Dixon, Iowa at Drake	12/21/14	
	Rachel Banham, Minnesota at Illinois	1/7/16	
	Katelynn Flaherty, Michigan vs. Penn State	12/28/17	
	Jaz Shelley, Oregon vs. UC Riverside*	12/16/19	
9. 9	19 times, most recently by: Caitlin Clark, Iowa vs. LSU	4/1/24	(NCAA)

Season

1. 201 [^]	Caitlin Clark, Iowa	2023-24
2. 140	Caitlin Clark, Iowa	2022-23
3. 129	Kelsey Mitchell, Ohio State	2017-18
4. 127	Kelsey Mitchell, Ohio State	2014-15
5. 126	Kelsey Mitchell, Ohio State	2015-16
6. 124	Melissa Dixon, Iowa	2014-15
	Taylor Lilley, Oregon*	2009-10
8. 122	Tori Jankoska, Michigan State	2016-17
9. 119	Rachel Banham, Minnesota	2015-16
10. 118	Katelynn Flaherty, Michigan	2017-18

Career

1. 548 [^]	Caitlin Clark, Iowa	2021-24
2. 497	Kelsey Mitchell, Ohio State	2015-18
3. 453	Katie Benzan, Maryland*	2016-22
4. 415	Taylor Mikesell, Ohio State*	2019-23
5. 410	Katelynn Flaherty, Michigan	2015-18
6. 370	Sara Scalia, Indiana*	2020-24
7. 365	Maggie Lucas, Penn State	2010-14
8. 357	Kelly Mazzante, Penn State	2001-04
9. 354	Rachel Banham, Minnesota	2012-16
10. 343	Kelsey Plum, Washington*	2014-17

THREE-POINT FIELD GOALS ATTEMPTS

Game			
1. 21	Jamie Craighead, Oregon vs. Iowa*	3/17/01	
2. 20	Kelsey Mitchell, Ohio State vs. Minnesota	1/15/15	
	Kelsey Mitchell, Ohio State vs. Michigan State	2/2/15	
	Caitlin Clark, Iowa vs. LSU	4/1/24	(NCAA)
	Caitlin Clark, Iowa vs. Michigan State	1/2/24	
6. 19	Kris McGrade, Indiana vs. Indiana State	12/12/92	
	Stacy Carver, Minnesota vs. Boise State	12/20/92	
	Tori Jankoska, Michigan State vs. Ohio State	1/10/17	
	Natalie Romeo, Washington vs. California*	1/27/17	
	Caitlin Clark, Iowa vs. LSU	4/2/23	(NCAA)

Season

1. 532	Caitlin Clark, Iowa	2023-24
2. 360	Caitlin Clark, Iowa	2022-23
3. 336	Kelsey Mitchell, Ohio State	2014-15
4. 321	Kelsey Mitchell, Ohio State	2017-18
5. 318	Tori Jankoska, Michigan State	2016-17
6. 317	Kelsey Mitchell, Ohio State	2015-16
7. 312	Kelsey Mitchell, Ohio State	2016-17
8. 306	Katelyn Loper, Oregon*	2013-14
	Taylor Lilley, Oregon*	2009-10
10. 305	Rachel Banham, Minnesota	2015-16

Career

1. 1,452 [^]	Caitlin Clark, Iowa	2021-24
2. 1,286	Kelsey Mitchell, Ohio State	2015-18
3. 1,076	Katie Benzan, Maryland*	2016-22
4. 1,045	Katelynn Flaherty, Michigan	2015-18
5. 1,019	Kelly Mazzante, Penn State	2001-04
6. 963	Taylor Mikesell, Ohio State*	2019-23
7. 956	Sara Scalia, Indiana*	2020-24
8. 903	Tori Jankoska, Michigan State	2014-17
9. 899	Rachel Banham, Minnesota	2012-16
10. 897	Kelsey Plum, Washington*	2014-17

THREE-POINT FIELD GOAL PERCENTAGE

Game	(minimum six attempts)		
1. 1.000	Stacy Carver, Minnesota (6-6) vs. NC State	11/20/91	
	Averill Roberts, Ohio State (6-6) vs. Northwestern	3/11/93	
	Kaela Chapdelaine, Oregon (6-6) vs. UCLA*	2/23/08	
	Sari Noga, Minnesota (6-6) vs. Penn State	2/28/13	
	Kelsey Plum, Washington (6-6) vs. Oregon State*	1/24/14	
	Shatori Walker-Kimbrough, Maryland (6-6) at Wisconsin	1/20/16	
	Taylor Kissinger, Nebraska (6-6) vs. USC Upstate	11/11/18	
	Abi Scheid, Northwestern (6-6) vs. Penn State	1/19/20	

	Michaela Onyenwere, UCLA (6-6) vs. USC*	2/26/21
	Halle Douglass, Wisconsin (6-6) vs. Michigan State	2/16/22
	Kate Martin, Iowa vs. UConn (6-6)	11/27/22
	Taylor Mikesell, Ohio State (6-6) vs. Minnesota	2/8/23

Season (minimum 1.5 made per game)

1. .545	Shatori Walker-Kimbrough, Maryland (73-134)	2015-16
2. .500	Katie Benzan, Maryland (93-186)	2020-21
3. .560	Taylor Lilley, Oregon (39-77)*	2006-07
4. .495	Kristi Smith, Iowa (45-91)	2006-07
5. .488	Nicole Bauman, Wisconsin (80-164)	2014-15
6. .481	Brittany Johnson, Ohio State (77-160)	2009-10
7. .480	Jordan Sanders, USC (24-50)*	2020-21
8. .477	Abi Scheid, Northwestern (73-153)	2019-20
9. .475	Taylor Mikesell, Ohio State (114-240)	2021-22
	Lexi Bando, Oregon (76-160)*	2016-17

Career (minimum 100 made)

1. .459	Shatori Walker-Kimbrough, Maryland (186-405)*	2014-17
2. .457	Lexi Bando, Oregon (283-619)*	2014-18
3. .440	Yarden Garzon, Indiana (132-300)	2023-present
4. .429	Erin Boley, Oregon (219-510)*	2019-21
5. .428	Brittany Johnson, Ohio State (216-503)	2008-11
6. .425	Jodi Howell, Purdue (188-455)	2006-10
7. .424	Laura Moore, Washington (136-321)*	1990-93
8. .421	Katie Benzan, Maryland (453-1076)*	2016-22
9. .420	Taylor Mikesell, Ohio State (454-1080)*	2019-23
10. .416	Nicole Bauman, Wisconsin (160-385)	2013-15

FREE THROWS MADE

Game			
1. 23	Shaunda Greene, Washington vs. Northern Illinois*	11/30/91	
2. 21	Cheryl Miller, USC vs. Arizona*	2/28/85	
	Minyon Moore, USC at LMU*	12/1/17	
4. 19	Tyra Buss, Indiana vs. Florida	12/20/16	
	Kelsey Mitchell, Ohio State vs. Stanford	11/25/17	
6. 18	Cherie Nelson, USC vs. California*	3/10/89	
	Carol Szczechowski, Michigan vs. Eastern Michigan	12/11/90	
	Kelsey Mitchell, Ohio State vs. West Virginia	3/20/16	(NCAA)
	JuJu Watkins, USC vs. Colorado*	2/23/24	
10. 17	Michele Kozelka, Wisconsin vs. Green Bay	12/5/89	
	Keisha Anderson, Wisconsin vs. UCSB	11/30/96	
	Kachine Alexander, Iowa vs. Illinois	2/14/10	
	Jori Davis, Indiana vs. Cleveland State	11/28/10	
	Jaime Printy, Iowa vs. West Virginia	11/25/12	
	Sabrina Ionescu, Oregon vs. Mississippi State*	12/18/18	
	JuJu Watkins, USC at Stanford*	2/2/24	

Consecutive Free Throws Made

1. 60	Adrienne Squire, Penn State	2004-06
2. 48	Samantha Prahals, Ohio State	2010
3. 42	Katelynn Flaherty, Michigan	2018
4. 40	Japreece Dean, UCLA*	2019
5. 38	Brittany Rayburn, Purdue	2009
6. 37	Lindsay Bowen, Michigan State	2003
	Mara Braun, Minnesota	2023
8. 36	Brittany Rayburn, Purdue	2010-11
9. 35	Maggie Lucas, Penn State	2014
10. 33	Lindsey Meder, Iowa	2001

Season

1. 266	Kelsey Plum, Washington*	2015-16
2. 241	JuJu Watkins, USC*	2023-24
3. 239	Caitlin Clark, Iowa	2022-23
4. 236	Kelsey Plum, Washington*	2016-17
5. 231	Shereka Wright, Purdue	2002-03
6. 227	Caitlin Clark, Iowa	2023-24
7. 210	Jennifer Smith, Michigan	2003-04
8. 207	Kelsey Plum, Washington*	2014-15
	Cassie Harberts, USC*	2012-13
10. 205	Katie Smith, Ohio State	1995-96
	Shereka Wright, Purdue	2001-02
	Shereka Wright, Purdue	2003-04

Career

1. 912 [^]	Kelsey Plum, Washington*	2014-17
2. 817	Caitlin Clark, Iowa	2021-24
3. 776	Shereka Wright, Purdue	2001-04
4. 708	Katie Smith, Ohio State	1993-96
5. 700	Cheryl Miller, USC*	1983-86
6. 665	Kelsey Mitchell, Ohio State	2015-18
7. 633	Tyra Buss, Indiana	2015-18
8. 608	Cherie Nelson, USC*	1986-89
581	Taylor Hill, Ohio State	2010-13

BIG TEN RECORDS

INDIVIDUAL - ALL GAMES

8.	578	Jazmine Davis, Washington*	2012-15
9.	577	Rachel Banham, Minnesota	2012-16
10.	563	Ashley Berggren, Illinois	1995-98

FREE THROW ATTEMPTS

Game			
1.	27	Shaunda Greene, Washington vs. Northern Illinois*	11/30/91
2.	26	Cheryl Miller, USC vs. Arizona*	2/28/85
3.	25	Anucha Browne, Northwestern vs. Northeastern Illinois	1/4/85
4.	23	Minyon Moore, USC at LMU*	12/1/17
5.	22	Kelsey Mitchell, Ohio State vs. West Virginia	3/20/16 (NCAA)
6.	21	Jessie Stomski, Wisconsin vs. Indiana	1/21/01
		Hannah Stuelke, Iowa vs. Penn State	2/8/24
8.	20	<i>15 times, most recently by:</i>	
		Kelsey Mitchell, Ohio State vs. Stanford	11/25/17

Season

1.	311	Shereka Wright, Purdue	2002-03
2.	299	Kelsey Plum, Washington*	2015-16
3.	298	Cassie Haberts, USC*	2012-13
4.	289	Cheryl Miller, USC*	1984-85
5.	285	Caitlin Clark, Iowa	2022-23
6.	283	JuJu Watkins, USC*	2023-24
7.	279	Shereka Wright, Purdue	2001-02
8.	278	Shereka Wright, Purdue	2003-04
9.	268	Jillian Alleyne, Oregon*	2013-14
10.	266	Kelsey Plum, Washington*	2016-17

Career

1.	1,071	Shereka Wright, Purdue	2001-04
2.	1,036	Kelsey Plum, Washington*	2014-17
3.	952	Caitlin Clark, Iowa	2021-24
4.	862	Cassie Harberts, USC*	2011-14
5.	853	Tyra Buss, Indiana	2015-18
6.	845	Katie Smith, Ohio State	1993-96
7.	798	Jillian Alleyne, Oregon*	2012-16
8.	797	Maylana Martin, UCLA*	1997-00
9.	796	Kelsey Mitchell, Ohio State	2015-18
10.	779	Jazmine Davis, Washington*	2012-15

FREE THROW PERCENTAGE

Game (minimum 14 attempts)

1.	1.000	JuJu Watkins, USC (18-18) vs. Colorado*	2/23/24
		Michele Kozelka, Wisconsin (17-17) vs. Green Bay	12/5/89
		Keisha Anderson, Wisconsin (17-17) vs. UCSB	11/30/96
		Jaime Printy, Iowa (17-17) vs. West Virginia	11/25/12
		Sabrina Ionescu, Oregon (17-17) vs. Mississippi State*	12/18/18
		Maggie Lucas, Penn State (16-16) vs. Saint Francis (Pa.)	11/8/13
		JuJu Watkins, USC (16-16) vs. UCLA*	1/14/24
		Ukari Figgs, Purdue (15-15) vs. Washington	3/14/98 (NCAA)
		Maylana Martin, UCLA (15-15) vs. Kentucky*	3/15/99 (NCAA)
		Jess Strom, Penn State (15-15) vs. Minnesota	1/30/05
		Brianne O'Rourke, Penn State (15-15) vs. Duke	12/02/07
		Kristi Kingma, Washington (15-15) vs. Oregon State*	1/25/13
		Jessica Schutt, Oregon (14-14) vs. Washington*	2/19/95
		Megan Chawansky, Northwestern (14-14) vs. Ohio State	1/11/98
		Jenny DeMuth, Indiana (14-14) vs. Ball State	11/25/02
		Lindsay Whalen, Minnesota (14-14) vs. Creighton	12/4/03
		Courtney Moses, Purdue (14-14) vs. Northwestern	1/26/12
		Taylor Hill, Ohio State (14-14) vs. Minnesota	2/21/13
		Kelsey Mitchell, Ohio State (14-14) vs. Clemson	11/27/14
		Cayla McMorris, Wisconsin (14-14) vs. Ohio State	2/4/17
		Arella Guirantes, Rutgers (14-14) vs. Wisconsin	2/27/20

Season (minimum 100 attempts)

1.	.949	Maggie Lucas, Penn State (185-195)	2013-14
2.	.925	Cyndi Valentin, Indiana (99-107)	2003-04
3.	.924	Jaime Printy, Iowa (135-146)	2012-13
4.	.922	Japreece Dean, UCLA (107-116)*	2018-19
5.	.917	Abbey Ellis, Purdue (77-84)	2022-23
6.	.916	Brenna Wise, Indiana (109-119)	2018-19
7.	.910	Tori Jankoska, Michigan State (142-156)	2016-17
8.	.908	Kristi Green, Indiana (99-109)	1997-98
		Shaquala Williams, Oregon (108-119)*	2001-02
10.	.902	Cyndi Valentin, Indiana (147-163)	2005-06

Career (minimum 150 made)

1.	.907	Maggie Lucas, Penn State (547-603)	2010-14
2.	.906	Courtney Moses, Purdue (290-320)	2011-14
3.	.897	Siera Thompson, Michigan (236-263)	2014-17
4.	.895	Sara Scalia, Indiana (289-323)*	2020-24
5.	.892	Wendy Ausdemore, Iowa (174-195)	2006-09
6.	.891	Jaime Printy, Iowa (443-497)	2010-13
7.	.881	Cyndi Valentin, Indiana (403-457)	2003-06

8.	.880	Kelsey Plum, Washington (912-1036)*	2014-17
9.	.879	Katelynn Flaherty, Michigan (398-453)	2015-18
10.	.878	Lindsay Bowen, Michigan State (309-352)	2003-06

REBOUNDS

Game			
1.	30	Chantel Osahor, Washington at Washington State*	1/22/17
2.	29	Amanda Zahui B., Minnesota vs. Iowa	2/17/15
3.	27	Amanda Zahui B., Minnesota vs. Michigan	2/21/15
		Jillian Alleyne, Oregon vs. Portland State*	11/15/12
5.	26	Jerica Watson, Iowa vs. Creighton	12/15/01
		Stephanie Mavunga, Ohio State vs. Stanford	11/10/17
7.	25	Natalie Williams, UCLA vs. Arizona State*	2/20/94
		Angie Iverson, Minnesota vs. Colorado State	12/3/96
		Amy Herrig, Iowa vs. Purdue	1/10/99
		Jillian Alleyne, Oregon vs. UCLA*	1/31/15
		Monique Billings, UCLA vs. Washington State*	2/19/17

Season

1.	519	Chantel Osahor, Washington*	2016-17
		Jillian Alleyne, Oregon*	2013-14
3.	481	Megan Gustafson, Iowa	2018-19
4.	474	Cheryl Miller, USC*	1984-85
5.	455	Jillian Alleyne, Oregon*	2014-15
6.	426	Amanda Zahui B., Minnesota	2014-15
7.	417	Chantel Osahor, Washington*	2015-16
8.	411	Megan Gustafson, Iowa	2017-18
9.	404	Pallas Kunaiyi-Akpanah, Northwestern	2018-19
10.	394	Amanda Zahui B., Minnesota	2013-14

Career

1.	1,712	Jillian Alleyne, Oregon*	2013-16
2.	1,534	Cheryl Miller, USC*	1983-86
3.	1,460	Megan Gustafson, Iowa	2016-19
4.	1,422	Jantel Lavender, Ohio State	2008-11
5.	1,299	Ruthy Hebard, Oregon*	2016-20
6.	1,273	Denise Jackson, Indiana*	1981-84
7.	1,255	Pam McGee, USC*	1981-84
8.	1,253	Chantel Osahor, Washington*	2014-17
9.	1,232	Cherie Nelson, USC*	1986-89
10.	1,217	Jenna Smith, Illinois	2007-10

ASSISTS

Game			
1.	21	Amy Bauer, Wisconsin vs. Detroit Mercy	12/11/88
2.	18	Rachel Theriot, Nebraska vs. Minnesota	3/7/14 (BTT)
		Caitlin Clark, Iowa at Penn State	1/25/22
4.	17	Rhonda Windham, USC vs. Pepperdine*	11/21/82
		Jamie Lewis, Ohio State vs. James Madison	3/25/01 (WNIT)
		Caitlin Clark, Iowa vs. Ohio State	3/5/23 (BBT)
		Sabrina Ionescu, Oregon vs. Long Beach State*	12/2/18
8.	16	MaChelle Joseph, Purdue vs. Northern Illinois	3/22/92 (NCAA)
		Nancy Kennelly, Northwestern vs. Eastern Illinois	1/4/93
		Katie Voigt, Wisconsin vs. Illinois-Chicago	12/13/93
		Erica Gomez, UCLA at Arizona State*	1/5/99
		Maggie Acuna, Illinois vs. Wisconsin	1/15/06
		Jordin Canada, UCLA vs. Boise State*	3/18/17 (NCAA)

Season

1.	346	Caitlin Clark, Iowa	2023-24
2.	327	Caitlin Clark, Iowa	2022-23
3.	311	Sabrina Ionescu, Oregon*	2018-19
4.	299	Sabrina Ionescu, Oregon*	2019-20
5.	298	Sabrina Ionescu, Oregon*	2017-18
6.	289	Samantha Prahalis, Ohio State	2009-10
7.	283	Tina Nicholson, Penn State	1995-96
8.	276	Samantha Logic, Iowa	2014-15
9.	274	Helen Darling, Penn State	1999-00
10.	269	Samantha Logic, Iowa	2013-14

Career

1.	1,144	Caitlin Clark, Iowa	2021-24
2.	1,091	Sabrina Ionescu, Oregon*	2017-20
3.	901	Samantha Prahalis, Ohio State	2009-12
4.	898	Samantha Logic, Iowa	2011-15
5.	892	Nancy Kennelly, Northwestern	1989-93
6.	831	Jordin Canada, UCLA*	2015-18
7.	826	Tina Nicholson, Penn State	1993-96
8.	791	Helen Darling, Penn State	1997-00
9.	788	Ashley Deary, Northwestern	2014-17
10.	776	Jess Strom, Penn State	2002-05

BIG TEN RECORDS

INDIVIDUAL - ALL GAMES

STEALS

Game		
1. 14 [^]	Keisha Anderson, Wisconsin vs. Cleveland State	2/11/97
2. 13	Sandra Van Embriqcs, UCLA vs. Arizona*	2/12/87
3. 12	Joy Holmes, Purdue vs. Minnesota	1/13/89
	Tammy Story, USC vs. California*	2/17/90
	Jamie Wesley, Michigan State vs. Minnesota	2/2/96
6. 11	Cheryl Miller, USC vs. California*	1/26/86
	Lisa Cline, Ohio State vs. UCLA	12/30/88
	Moira Kennelly, Northwestern vs. Milwaukee	1/12/93
	Ashley Deary, Northwestern at Chicago State	11/14/14
	Jacy Sheldon, Ohio State vs. Boston College	11/13/22
	Jordin Canada, UCLA vs. San Jose State*	11/10/17

Season

1. 141	Ashley Deary, Northwestern	2015-16
2. 127	Cheryl Miller, USC*	1985-86
3. 124	Keisha Anderson, Wisconsin	1995-96
4. 122	Laurie Aaron, Iowa	1992-93
5. 120	Debbie Hunter, Minnesota	1982-83
	Kelly Komara, Purdue	2001-02
7. 118	Ashley Deary, Northwestern	2016-17
8. 117	Kristin Haynie, Michigan State	2004-05
	Veronica Burton, Northwestern	2021-22
10. 116	Cheryl Miller, USC*	1984-85

Career

1. 462	Cheryl Miller, USC*	1983-86
2. 429	Ashley Deary, Northwestern	2014-17
3. 413	Debbie Hunter, Minnesota*	1980-83
4. 394	Veronica Burton, Northwestern	2019-22
5. 372	Stacey Thomas, Michigan	1997-00
	Lisa Willis, UCLA*	2002-06
7. 368	Lacey Simpson, Illinois	2006-10
8. 358	Kim Wilburn, Ohio State	2003-06
9. 353	Tamara Moore, Wisconsin	1999-02
10. 351	FahKara Malone, Purdue	2007-10

BLOCKED SHOTS

Game		
1. 13	Stefanie Kasperski, Oregon vs. Western Kentucky*	12/29/87
2. 12	Stefanie Kasperski, Oregon vs. California*	2/26/88
	Janetta Johnson, Wisconsin vs. Green Bay	12/7/88
	Janetta Johnson, Wisconsin vs. Detroit Mercy	12/11/88
	Janetta Johnson, Wisconsin vs. Indiana	1/6/89
	Jessica Davenport, Ohio State vs. Michigan State	2/20/05
	Amanda Zahui B., Minnesota vs. Penn State	1/28/15
8. 11	Michelle Lowman, Wisconsin vs. Iowa	1/23/83
	Jessica Davenport, Ohio State vs. Minnesota	2/8/07
	Danielle Campbell, Purdue vs. Butler	11/17/07
	Amanda Zahui B., Minnesota vs. Ohio State	3/6/15 (BTT)
	Kate Cain, Nebraska vs. Florida Atlantic	12/19/17
	Alex Wittinger, Illinois at Penn State	1/23/18

Season

1. 150	Allyssa DeHaan, Michigan State	2007-08
2. 140	Alison Lang, Oregon*	1982-83
3. 145	Allyssa DeHaan, Michigan State	2006-07
4. 136	Trish Andrew, Michigan	1991-92
5. 135	Amanda Zahui B., Minnesota	2014-15
6. 130	Janetta Johnson, Wisconsin	1988-89
7. 129	Alexa Hart, Ohio State	2014-15
8. 119	Stefanie Kasperski, Oregon*	1987-88
9. 116	Jessica Davenport, Ohio State	2004-05
10. 112	Rachel Hollivay, Rutgers	2015-16

Career

1. 503	Allyssa DeHaan, Michigan State	2006-10
2. 425	Alison Lang, Oregon*	1980-84
3. 402	Stefanie Kasperski, Oregon*	1987-90
4. 384	Jessica Davenport, Ohio State	2004-07
5. 380	Ae'Rianna Harris, Purdue	2017-20
6. 367	Trish Andrew, Michigan	1990-93
7. 352	Kate Cain, Nebraska	2018-21
8. 357	Amy Jaeschke, Northwestern	2008-11
9. 321	Lisa Leslie, USC*	1991-94
10. 320	Cheryl Miller, USC*	1983-86

DOUBLE-DOUBLES

Season		
1. 33 [^]	Megan Gustafson, Iowa	2018-19
2. 30	Chantel Osahor, Washington*	2016-17
3. 29	Jillian Alleyne, Oregon*	2013-14
4. 28	Megan Gustafson, Iowa	2017-18
	Jillian Alleyne, Oregon*	2014-15
6. 24	Jantel Lavender, Ohio State	2008-09
	Aerial Powers, Michigan State	2014-15
	Amanda Zahui B., Minnesota	2014-15
	Caitlin Clark, Iowa	2023-24
10. 23	Theresa Huff, Wisconsin	1981-82

Prior to Big Ten women's athletics incorporation

24	Bev Smith, Oregon*	1979-80
	Bev Smith, Oregon*	1980-81
20	Lynette Robinson, Illinois	1980-81

Career

1. 92	Jillian Alleyne, Oregon*	2013-16
2. 88	Megan Gustafson, Iowa	2016-19
3. 77	Jantel Lavender, Ohio State	2008-11
4. 72	Cheryl Miller, USC*	1983-86
5. 68	Natalie Williams, UCLA*	1991-94
6. 67	Caitlin Clark, Iowa	2021-24
7. 63	Denise Jackson, Indiana	1981-84
8. 60	Theresa Huff, Wisconsin*	1980-83
9. 58	Sabrina Ionescu, Oregon*	2017-20
10. 55	Molly Tadich, Minnesota	1983-87
	Ruthy Hebard, Oregon*	2017-20

Consecutive Games with a Double-Double

1. 29	Jillian Alleyne, Oregon*	1/11/15-1/4/16
2. 21	Jillian Alleyne, Oregon*	2/14/14-1/3/15
3. 18	Jillian Alleyne, Oregon*	11/25/13-2/8/14
	Cheryl Miller, USC*	11/28/84-2/14/85
5. 17	Serah Williams, Wisconsin	1/7/24-3/25/24
	Natalie Williams, UCLA*	1993-94

TRIPLE-DOUBLES

Season		
1. 8 [^]	Sabrina Ionescu, Oregon*	2019-20
	Sabrina Ionescu, Oregon*	2018-19
3. 6	Sabrina Ionescu, Oregon*	2017-18
	Caitlin Clark, Iowa	2023-24
5. 5	Caitlin Clark, Iowa	2021-22
	Caitlin Clark, Iowa	2022-23
7. 4	Sabrina Ionescu, Oregon*	2016-17
8. 3	Samantha Logic, Iowa	2014-15
	Grace Berger, Indiana	2020-21
10. 2	Kachine Alexander, Iowa	2008-09
	Samantha Logic, Iowa	2013-14
	Amanda Zahui B., Minnesota	2014-15
	Jeanae Terry, Purdue	2021-22

Prior to Big Ten women's athletics incorporation

1	Margaret Nielsen, Washington*	1977-78
1	Debbie Hunter, Minnesota	1980-81

Career

1. 26 [^]	Sabrina Ionescu, Oregon*	2017-20
2. 17	Caitlin Clark, Iowa	2021-24
3. 6	Samantha Logic, Iowa	2011-15
4. 3	Amanda Zahui B., Minnesota	2013-15
	Grace Berger, Indiana	2019-23
6. 2	Kachine Alexander, Iowa	2008-11
	Jessica Davenport, Ohio State	2004-07
	Jeanae Terry, Purdue*	2020-24
	Jaz Shelley, Nebraska*	2020-24
	Jordin Canada, UCLA*	2015-18

Prior to Big Ten women's athletics incorporation

3	Bev Smith, Oregon*	1979-82
---	--------------------	---------

BIG TEN RECORDS

INDIVIDUAL - ALL GAMES

ALL-TIME TRIPLE-DOUBLES BY BIG TEN STUDENT-ATHLETES (84)

Kim Brombolich (13p/11r/15a), Illinois vs. Eastern Michigan	1/22/82	
Bev Smith (18p/12r/12a), Oregon at Portland State*	1/25/82	
Bev Smith (15p/14r/11a), Oregon at Washington*	2/19/82	
Carol Peterka (32p/12r/10a), Minnesota vs. Michigan	3/4/84	
Kim Archer (16p/10r/10a), Michigan State vs. Northwestern	3/8/84	
Stefanie Kasperski (16p/12r/10b), Oregon vs. Arizona State*	2/12/88	
Jacquie Semeniuk (12p/10r/10a), Oregon vs. USC*	2/3/89	
Trish Andrew (12p/13r/10b), Michigan vs. Old Dominion	12/30/92	
Erica Gomez (18p/11r/10a), UCLA vs. USC*	2/24/96	
Amber DeWall (10p/11r/11a), Northwestern vs. Indiana	2/13/98	
Stephanie White (20p/11r/10a), Purdue vs. Indiana	1/22/99	
Cara Consuegra (17p/10r/10a), Iowa at Indiana	2/3/00	
Noelle Quinn (21p/10r/10a), UCLA vs. California*	2/19/04	
Janel McCarville (23p/11r/10s), Minnesota vs. Ohio State	3/5/04	(BTT)
Jessica Davenport (19p/13r/12b), Ohio State at Michigan State	2/20/05	
Kristin Haynie (13p/10r/10a), Michigan State vs. Vanderbilt	3/27/05	(NCAA)
Jessica Davenport (17p/10r/11b), Ohio State at Minnesota	2/8/07	
Danielle Campbell (12p/11r/11b), Purdue vs. Butler	11/17/07	
Kachine Alexander (10p/11r/12a), Iowa vs. Northwestern	1/18/09	
Kachine Alexander (26p/21r/10a), Iowa vs. Penn State	2/1/09	
Amy Jaeschke (30p/10r/10b), Northwestern vs. Chicago State	11/21/10	
Samantha Prahals (13p/10r/10a), Ohio State vs. Northwestern	2/6/11	
Markel Walker (14p/15r/10a), UCLA vs. Washington State*	2/4/12	
Samantha Logic (13p/13r/11a), Iowa vs. Michigan	2/26/12	
Amanda Zahui B. (11p/11r/10b), Minnesota vs. Kansas	11/20/13	
Samantha Logic (12p/17r/10a), Iowa vs. Drake	12/21/13	
Samantha Logic (14p/11r/10a), Iowa at Penn State	2/6/14	
Samantha Logic (18p/10r/11a), Iowa at Purdue	2/16/14	
Samantha Logic (12p/11r/10a), Iowa vs. Dayton	11/22/14	
Amanda Zahui B. (16p/13r/12b), Minnesota vs. Penn State	1/28/15	
Amanda Zahui B. (25p/11r/11b), Minnesota vs. Ohio State	3/6/15	(BTT)
Samantha Logic (13p/10r/14a), Iowa vs. Baylor	3/27/15	(NCAA)
Natalie Romeo (12p/10r/10a), Nebraska vs. Northwestern	2/28/16	
Jordin Canada (11p/10r/12a), UCLA vs. Southern*	11/18/16	
Chantel Osahor (11p/21r/10a), Washington vs. Idaho*	11/22/16	
Sabrina Ionescu (11p/12r/11a), Oregon vs. San Jose State*	11/27/16	
Sabrina Ionescu (23p/12r/10a), Oregon at Clemson*	12/12/16	
Sabrina Ionescu (14p/10r/13a), Oregon vs. Utah*	1/22/17	
Tori Jankoska (24p/10r/10a), Michigan State vs. Minnesota	2/16/17	
Sabrina Ionescu (11p/10r/10a), Oregon vs. UCLA*	2/20/17	
Jordin Canada (26p/10a/11s), UCLA vs. San Jose State*	11/10/17	
Sabrina Ionescu (9p/10r/11a), Oregon vs. Drake*	11/12/17	
Sabrina Ionescu (16p/10r/11a), Oregon at Texas A&M*	11/16/17	
Sabrina Ionescu (21p/11r/14a), Oregon vs. Mississippi*	12/17/17	
Kate Cain (22p/14r/11b), Nebraska vs. Florida Atlantic	12/19/17	
Sabrina Ionescu (24p/14r/10a), Oregon vs. Washington*	12/31/17	
Alex Wittinger (18p/10r/11b), Illinois at Penn State	1/23/18	
Sabrina Ionescu (19p/10r/13a), Oregon at Utah*	1/28/18	
Sabrina Ionescu (19p/10r/11a), Oregon vs. Seattle*	3/16/18	(NCAA)
Sabrina Ionescu (18p/11r/12a), Oregon at Alaska Fairbanks*	11/6/18	
Sabrina Ionescu (12p/10r/10a), Oregon vs. Buffalo*	11/18/18	
Sabrina Ionescu (17p/11r/13a), Oregon vs. Air Force*	12/20/18	
Sabrina Ionescu (13p/10r/14a), Oregon vs. UC Irvine*	12/21/18	
Sabrina Ionescu (17p/12r/10a), Oregon vs. Washington State*	1/6/19	
Sabrina Ionescu (21p/12r/12a), Oregon vs. Arizona*	1/20/19	
Sabrina Ionescu (13p/12r/13a), Oregon vs. USC*	2/24/19	
Sabrina Ionescu (29p/10r/12a), Oregon vs. Indiana*	3/24/19	(NCAA)
Sabrina Ionescu (10p/13r/14a), Oregon vs. Texas Southern*	11/16/19	
Japreece Dean (20p/11r/10a), UCLA vs. Yale*	11/26/19	
Sabrina Ionescu (16p/18r/12a), Oregon vs. UC Riverside*	12/16/19	
Sabrina Ionescu (21p/10r/11a), Oregon vs. Kansas State*	12/21/19	
Sabrina Ionescu (17p/10r/10a), Oregon at Arizona*	1/12/20	
Sabrina Ionescu (24p/10r/13a), Oregon at Colorado*	2/1/20	
Sabrina Ionescu (15p/11r/10a), Oregon vs. Arizona*	2/7/20	
Sabrina Ionescu (17p/11r/11a), Oregon at California*	2/21/20	
Sabrina Ionescu (21p/12r/12a), Oregon at Stanford*	2/24/20	
Grace Berger (17p/10r/10a), Indiana vs. Eastern Kentucky	11/25/20	
Caitlin Clark (13p/13r/10a), Iowa vs. Western Illinois	12/22/20	
Arella Guirantes (17p/10r/11a), Rutgers vs. Manhattan	12/23/20	
Grace Berger (15p/10r/12a), Indiana at Penn State	1/7/21	
Grace Berger (17p/11r/10a), Indiana vs. Penn State	2/10/21	
Charisma Osborne (18p/12r/10a), UCLA vs. USC*	2/26/21	
Makenna Marisa (30p/11a/10s), Penn State vs. Delaware State	11/16/21	
Caitlin Clark (16p/10r/10a), Iowa vs. Southern	11/17/21	
Jaz Shelley (14p/10r/10a), Nebraska vs. NC Central	11/20/21	
Caitlin Clark (24p/10r/12a), Iowa vs. Michigan State	12/5/21	
Jeanae Terry (11p/12r/10a), Purdue vs. Miami (Ohio)	12/19/21	
Caitlin Clark (31p/10r/10a), Iowa vs. Nebraska	1/16/22	
Caitlin Clark (35p/13r/11a), Iowa at Minnesota	1/20/22	
Jeanae Terry (10p/11r/12a), Purdue vs. Minnesota	1/27/22	
Caitlin Clark (27p/11r/11a), Iowa at Wisconsin	2/3/22	
Caitlin Clark (22p/10r/10a), Iowa vs. Wisconsin	12/4/22	

Genesis Bryant (22p/10r/12), Illinois vs. Florida Atlantic	12/21/22	
Caitlin Clark (28p/10r/15a), Iowa vs. Ohio State	1/23/23	
Caitlin Clark (23p/10r/14a), Iowa vs. Penn State	2/5/23	
Caitlin Clark (30p/10r/17a), Iowa vs. Ohio State	3/5/23	(BTT)
Endyia Rogers (10p/11r/11a), Oregon vs. North Dakota State*	3/17/23	(NCAA)
Caitlin Clark (41p/10r/12a), Iowa vs. Louisville	3/26/23	(NCAA)
Caitlin Clark (24p/10r/11a), Iowa at UNI	11/12/23	
Jaz Shelley (19p/10r/11a), Nebraska vs. UNC Wilmington	12/5/23	
Caitlin Clark (35p/17r/10a), Iowa vs. Loyola Chicago	12/21/23	
Caitlin Clark (29p/10r/10a), Iowa at Rutgers	1/5/24	
Caitlin Clark (26p/10r/10a), Iowa at Purdue	1/10/24	
Chloe Moore-McNeil (10p/10r/11a), Indiana vs. Michigan State	2/8/24	
Caitlin Clark (24p/15r/10a), Iowa vs. Illinois	2/25/24	
Caitlin Clark (33p/10r/12a), Iowa at Minnesota	2/28/24	

Prior to Big Ten women's athletics incorporation

Ann Meyers (14p/10r/12s), UCLA vs. San Diego State*	2/25/77	
Ann Meyers (20p/14r/10a/10s), UCLA vs. Stephen F. Austin*	2/18/78	
Bev Smith (23p/11r/11s), Oregon at Washington*	1/22/81	
Debbie Hunter (21p/10a/12s), Minnesota vs. Northwestern	1/31/81	

NOTES: Single-game and single-season records are as of the official inception of Big Ten women's basketball in 1981-82. To be eligible for career records, student-athletes on the above lists must have played at least two years at a Big Ten institution, beginning with the 1981-82 season (Penn State's first Big Ten women's basketball season was 1992-93, Nebraska joined in 2011-12, Maryland and Rutgers joined in 2014-15 and Oregon, UCLA, USC and Washington joined in 2024-25). Records based on information provided by the NCAA and member schools (corrections and additions may be submitted to Candace Johnson in the Big Ten Communications office at cjohnson@bigten.org).

BIG TEN RECORDS

TEAM - ALL GAMES

* - NCAA changed from two 20-minute halves to four 10-minute quarters in 2015-16 (BTT/NCAA/WNIT) - Took place in Big Ten Tournament/NCAA Tournament/WNIT

POINTS

Quarter*

1. 44	Oregon (3rd qtr) vs. Weber State*	12/2/17
2. 42	Indiana (4th) vs. Iowa	2/19/22
3. 41	Maryland (3rd) vs. Arkansas	11/29/20
	Maryland (1st) vs. Iowa	2/23/21
5. 40	UCLA (4th) at Utah*	2/10/19
6. 39	Penn State (4th) vs. Michigan	1/17/16
	Penn State (1st) vs. Saint Peter's	11/13/16
	Oregon (1st) vs. Seattle*	11/28/20
	Ohio State (2nd) vs. Bellarmine	11/23/21
	Ohio State (3rd) vs. Wisconsin	2/1/24

Half

1. 71	Oregon (1st half) vs. Seattle*	11/28/20
2. 70	Ohio State (1st) vs. Bellarmine	11/23/21
3. 69	Wisconsin (2nd) vs. Bradley	12/5/82
	Minnesota (2nd) vs. Purdue Fort Wayne	11/23/02
5. 68	Purdue (1st) vs. Kent State	12/8/90
	Maryland (1st) vs. Iowa	2/23/21
	Oregon (1st) vs. Portland State*	12/14/13
8. 67	Illinois (N/A) vs. Ball State	12/8/81
	Indiana (1st) vs. Gardner-Webb	11/15/14
	Oregon (2nd) vs. Southern*	12/18/13
	Oregon (1st) vs. CSU Bakersfield*	11/9/13

Prior to Big Ten women's athletics incorporation

71	Michigan (1st) vs. Windsor	12/2/80
69	Oregon (2nd) vs. Hawai'i	1/16/79

Game

1. 131	Oregon vs. CSU Bakersfield*	11/9/13
2. 130	Oregon vs. Southern*	12/18/13
3. 129	Purdue vs. Kent State	12/8/90
	UCLA vs. San Jose State*	11/10/17
5. 124	Oregon vs. Cal Poly*	12/20/13
6. 123	Wisconsin vs. Bradley	12/5/82
7. 122	Oregon vs. Portland State*	12/17/15
8. 121	USC vs. Southern Methodist*	3/1/86
9. 120	Penn State vs. Delaware State	11/16/21
10. 119	Ohio State vs. Idaho State	12/11/94
	Michigan vs. USC Upstate	11/23/15
	Maryland vs. Wagner	11/5/19
	Penn State vs. Saint Francis (PA)	12/17/23

Season

1. 3,548	Iowa	2023-24
2. 3,316	Iowa	2022-23
3. 3,227	Oregon*	2018-19
4. 3,132	Oregon*	2017-18
5. 3,125	Maryland	2016-17
6. 2,999	Ohio State	2016-17
7. 2,981	Oregon*	2013-14
8. 2,974	Ohio State	2017-18
9. 2,925	Ohio State	2015-16
10. 2,912	Maryland	2015-16

LARGEST COMEBACK VICTORY

1. 24	Iowa vs. West Virginia (trailed 48-24 with 1:31 left in 2nd qtr; won 84-81)	11/23/18
	Ohio State vs. Indiana (trailed 46-22 with 1:12 left in end qtr; won 79-75)	3/4/23 (BBT)
3. 23	Oregon vs. Navy (trailed 47-24 with 19:06 left in the 2nd half; won 72-64)	12/16/14
4. 21	Nebraska vs. Creighton (trailed 41-20 with 5:01 left in 2nd qtr; won 65-63)	12/6/15
5. 20	Minnesota vs. Creighton (trailed 38-18 with 0:50 left in 1st half; won 88-81 in 2OT)	12/30/12
6. 19	Iowa vs. Indiana (trailed (N/A) with 19:35 left in 2nd half; won 81-76)	3/2/01 (BTT)
7. 18	Minnesota at Northwestern (trailed 50-32 with 15:30 left in 2nd half; won 64-61)	2/13/03
	Minnesota vs. Illinois (trailed 44-26 with 0:36 left in 2nd qtr; won 82-77)	1/26/16

FIELD GOALS

Game

1. 57	Purdue vs. Kent State	12/8/90
2. 52	Wisconsin vs. Bradley	12/5/82
	USC vs. Oklahoma Baptist*	1/7/83
4. 50	Illinois vs. Bradley	12/22/82
	Michigan State vs. Georgetown	11/24/90
	Penn State vs. Morgan State	2/28/93
	Penn State vs. Delaware State	11/16/21
8. 49	Ohio State vs. Minnesota	1/12/96
	Minnesota vs. Butler	11/17/01
10. 48	USC vs. Utah State*	2/28/86

Season

1. 1,260	Iowa	2023-24
2. 1,209	Oregon*	2018-19
3. 1,194	Maryland	2016-17
4. 1,187	Iowa	2022-23
5. 1,165	Oregon*	2017-18
6. 1,127	Maryland	2015-16
7. 1,119	Ohio State	2017-18
8. 1,101	Ohio State	2016-17
9. 1,085	Iowa	2018-19
10. 1,081	UCLA*	1998-99

FIELD GOAL ATTEMPTS

Game

1. 113	Oregon vs. Sacramento State*	11/28/10
2. 101	Oregon at California*	1/5/14
3. 98	Purdue vs. Kent State	12/8/90
	USC vs. BYU*	11/22/85
5. 97	Iowa vs. Iowa Wesleyan	1/4/87
	USC vs. California*	3/12/88
	Northwestern vs. Minnesota	2/7/16
8. 96	Penn State vs. Dayton	11/12/10
	Minnesota vs. Lehigh	11/13/22
10. 93	USC vs. Missouri*	12/27/85

Season

1. 2,608	Oregon*	2013-14
2. 2,542	Iowa	2023-24
3. 2,466	Ohio State	2017-18
4. 2,447	Northwestern	2015-16
5. 2,426	Ohio State	2016-17
6. 2,363	UCLA*	2002-23
7. 2,342	UCLA*	2015-16
8. 2,340	Maryland	2016-17
9. 2,336	Ohio State	2014-15
10. 2,325	Iowa	2022-23

FIELD GOAL PERCENTAGE

Game

1. .745	Northwestern (35-47) vs. Wake Forest	12/4/93
2. .735	Purdue (36-49) vs. Penn State	1/28/18
3. .720	Ohio State (36-50) vs. Wright State	12/18/03
4. .717	Indiana (38-53) vs. Evansville	12/18/23
5. .710	Minnesota (49-69) vs. Butler	11/17/01
6. .709	Michigan State (39-55) vs. Detroit Mercy	11/16/23
7. .698	Iowa (37-53) vs. N.C. Central	12/14/19
8. .697	Northwestern (46-66) vs. Eastern Illinois	1/4/93
9. .696	Oregon (32-46) vs. DePaul*	12/22/99
10. .695	UCLA (41-59) at Washington State*	2/25/99

Season

1. .530	Ohio State (960-1823)	1986-87
2. .529	Ohio State (945-1786)	1985-86
3. .521	Ohio State (951-1826)	1987-88
4. .516	Ohio State (1008-1954)	1984-85
5. .515	Iowa (1085-2107)	2018-19
6. .513	Iowa (949-1849)	2020-21
7. .510	Ohio State (800-1570)	2003-04
	Maryland (1194-2340)	2016-17
9. .511	Iowa (1187-2325)	2022-23
10. .509	Oregon (1064-2091)*	2019-20

BIG TEN RECORDS

TEAM - ALL GAMES

THREE-POINT FIELD GOALS

Game		
1. 22	Iowa at Minnesota	2/28/24
2. 21	Maryland vs. Towson	12/3/20
3. 20	Iowa vs. FGCU	11/25/23
	Oregon vs. CSU Bakersfield*	11/9/13
5. 19	Iowa at Northwestern	1/29/15
	Minnesota at Illinois	1/7/16
	Michigan State at Maryland	1/7/23
8. 18	Washington at Oregon*	2/15/13
	Washington vs. California*	1/27/17
	Minnesota vs. Ohio	12/15/21
	Maryland vs. Northwestern	1/23/22

Season

1. 426	Iowa	2023-24
2. 374	Oregon*	2018-19
3. 350	Iowa	2022-23
4. 334	Oregon*	2017-18
5. 310	Oregon*	2019-20
6. 301	Oregon*	2013-14
7. 300	Ohio State	2017-18
8. 297	Minnesota	2017-18
9. 294	Penn State	2023-24
10. 292	Minnesota	2015-16
	Nebraska	2023-24

THREE-POINT FIELD GOAL ATTEMPTS

Game		
1. 52	Oregon vs. Southern*	12/18/13
2. 44	Michigan State at Maryland	1/7/23
	Iowa vs. Penn State	3/8/24 (BTT)
4. 42	Oregon at UCLA*	1/17/14
	Minnesota vs. NJIT	12/28/15
	Washington vs. California*	1/27/17
7. 41	Minnesota vs. Wofford	11/13/15
8. 40	Ohio State vs. Louisville	11/12/17
	Penn State at Iowa	2/8/24
10. 39	Ohio State vs. Georgia	11/19/14
	Minnesota at Illinois	1/7/16

Season

1. 1,132	Iowa	2023-24
2. 1,004	Oregon*	2013-14
3. 922	Iowa	2022-23
4. 877	Nebraska	2023-24
5. 848	Ohio State	2017-18
6. 830	Nebraska	2022-23
7. 824	Minnesota	2015-16
8. 814	UCLA*	2022-23
9. 796	Minnesota	2017-18
10. 787	Penn State	2023-24

THREE-POINT FIELD GOAL PERCENTAGE

Game (minimum seven attempts)		
1. .875	Northwestern (7-8) vs. Iowa	3/2/00 (BTT)
	Iowa (7-8) vs. Penn State	2/18/07
	Minnesota (7-8) vs. Penn State	2/28/13
4. .857	Michigan State (6-7) vs. Ohio State	2/22/91
	Northwestern (6-7) vs. Iowa	1/9/00
	Ohio State (6-7) vs. Howard	12/17/06
	Purdue (6-7) vs. Northwestern	1/25/07
	UCLA (6-7) vs. Southern*	12/2/07
9. .833	Wisconsin (10-12) vs. Washington	12/2/02
10. .818	Iowa (9-11) vs. Northwestern	1/25/01
	Oregon (9-11) vs. USC*	1/25/91

Season

1. .443	Oregon (51-115)*	1988-89
2. .418	Northwestern (132-316)	1991-92
3. .415	Penn State (228-549)	2010-11
4. .409	Northwestern (202-494)	1996-97
5. .408	Iowa (289-709)	2020-21
6. .402	Ohio State (238-592)	2009-10
	Maryland (229-569)	2015-16
	Michigan (218-542)	2017-18
9. .401	Iowa (157-391)	2006-07
10. .400	Iowa (80-200)	1989-90
	Maryland (237-593)	2020-21

FREE THROWS

Game		
1. 51	Washington vs. Northern Illinois*	11/30/91
2. 42	Iowa at West Virginia	11/25/12
3. 40	Penn State vs. Clemson	12/30/93
	Wisconsin vs. Northern Iowa	1/16/96
5. 39	Purdue vs. Washington	3/14/98 (NCAA)
	Penn State vs. Temple	12/21/98
7. 38	USC vs. Missouri*	2/27/85
	Ohio State vs. Kansas State	12/19/93
	Ohio State vs. Idaho State	12/11/94
10. 37	Ohio State vs. Purdue	3/1/87
	Penn State vs. Saint Francis (Pa.)	11/8/13

Season

1. 647	Purdue	2000-01
2. 642	UCLA*	1998-99
3. 615	Illinois	1999-00
4. 610	Oregon*	2013-14
5. 608	Ohio State	1992-93
6. 606	Purdue	2002-03
7. 602	Purdue	1998-99
	Iowa	2023-24
9. 592	Penn State	2013-14
	Iowa	2022-23

FREE THROW ATTEMPTS

Game		
1. 69	Washington vs. Northern Illinois*	11/30/91
2. 57	Wisconsin vs. Northern Iowa	1/16/96
3. 54	Penn State vs. Temple	12/21/98
4. 53	Penn State vs. Clemson	12/30/93
	Ohio State vs. Idaho State	12/11/94
6. 50	Illinois vs. Illinois State	11/30/93
	Iowa vs. West Virginia	11/25/12
8. 49	Minnesota vs. Michigan	1/30/87
	Illinois vs. Ohio State	2/13/98
	Minnesota vs. Washington State	11/10/12

Season

1. 960	Purdue	2000-01
2. 905	UCLA*	1998-99
3. 862	Illinois	1999-00
4. 838	Ohio State	1992-93
5. 828	Purdue	1998-99
6. 824	Northwestern	1995-96
7. 821	Penn State	1997-98
8. 805	Ohio State	1995-96
9. 799	Purdue	2002-03
10. 798	Ohio State	2000-01

FREE THROW PERCENTAGE

Game (minimum 16 attempts)		
1. 1.000	Wisconsin (21-21) vs. Illinois	3/7/13 (BTT)
	Penn State (20-20) vs. Texas	12/7/03
	Wisconsin (20-20) vs. Western Kentucky	3/28/07 (WNIT)
	Michigan State (19-19) vs. Michigan	2/3/16
	Maryland (18-18) vs. Illinois	2/12/23
	Wisconsin (17-17) vs. Arizona	1/26/03
	Purdue (17-17) vs. Ball State	11/10/13
	Michigan (17-17) at Northwestern	1/28/18
	Minnesota (17-17) vs. Indiana	3/7/19 (BTT)
	UCLA (17-17) vs. Oregon State*	2/21/21
	Iowa (17-17) vs. Northwestern	1/6/22
	Oregon (16-16) vs. Colorado*	12/5/81
	Iowa (16-16) vs. Columbia	11/28/09
	Iowa (16-16) vs. Wisconsin	1/19/12
	Iowa (16-16) at Minnesota	2/15/16
	Illinois (16-16) at Maryland	1/20/24

Season

1. .846^	Iowa (482-570)	2021-22
2. .800	Iowa (396-495)	2020-21
3. .798	Nebraska (507-635)	2013-14
4. .795	Illinois (434-546)	2023-24
5. .794	Iowa (446-562)	2011-12
6. .792	Iowa (462-583)	2008-09
7. .790	Maryland (451-571)	2020-21
8. .788	Iowa (461-585)	2006-07
	Purdue (417-529)	2023-24
10. .786	Maryland (507-645)	2022-23

BIG TEN RECORDS

TEAM - ALL GAMES

REBOUNDS

Game		
1. 76	USC vs. Oregon*	1/29/82
2. 75	Oregon vs. Sacramento State*	11/28/11
3. 74	Wisconsin vs. Western Illinois	1/13/82
4. 73	Rutgers vs. Saint Francis (Pa.)	11/6/18
5. 71	Wisconsin vs. Winthrop	11/8/18
	Maryland vs. Coppin State	11/9/18
7. 69	USC vs. BYU*	11/22/85
	Wisconsin vs. Illinois-Chicago	12/13/93
	Iowa vs. Northern Iowa	11/26/02
10. 68	Minnesota vs. Sam Houston State	11/25/89
	Michigan vs. Eastern Michigan	11/30/93
	Penn State vs. Florida Atlantic	11/23/01
	Wisconsin vs. Marshall	12/4/18

Season

1. 1,633	Oregon*	2013-14
2. 1,611	Iowa	2023-24
3. 1,582	Maryland	2015-16
4. 1,561	Maryland	2014-15
5. 1,556	Maryland	2016-17
6. 1,554	Ohio State	2016-17
7. 1,506	UCLA*	2015-16
8. 1,502	UCLA*	2014-15
9. 1,499	Michigan State	2004-05
10. 1,491	Purdue	1993-94

ASSISTS

Game		
1. 37	Maryland vs. Loyola (Md.)	12/11/17
	Penn State vs. Delaware State	11/16/21
	Iowa at Penn State	1/25/22
4. 36	Iowa vs. NC Central	11/17/18
5. 35	Michigan vs. Purdue	2/28/86
	Northwestern vs. BYU	12/2/88
	Penn State vs. Morgan State	12/29/93
	Minnesota vs. Butler	11/17/01
9. 34	<i>11 times, most recently by:</i>	
	Michigan State vs. Detroit Mercy	11/16/23

Season

1. 811	Iowa	2023-24
2. 794	Iowa	2022-23
3. 727	Oregon*	2017-18
4. 775	Iowa	2018-19
5. 717	Oregon*	2018-19
6. 696	Oregon*	2019-20
7. 694	Maryland	2016-17
8. 686	Iowa	2017-18
9. 671	Maryland	2015-16
10. 668	Penn State	1999-00

STEALS

Game		
1. 34	Purdue vs. South Alabama	12/27/94
2. 30	Penn State vs. Morgan State	12/29/93
3. 27	Michigan vs. Milwaukee	12/28/90
	Michigan vs. Milwaukee	11/24/95
5. 26	Purdue vs. Notre Dame	12/4/92
	Penn State vs. Wisconsin	2/23/94
	Maryland vs. UMass-Lowell	11/13/16
8. 25	<i>Nine times, most recently by:</i>	
	Ohio State vs. McNeese State	11/20/22

Season

1. 435	UCLA*	1998-99
2. 420	UCLA*	2010-11
3. 417	Illinois	2012-13
4. 406	Ohio State	2022-23
5. 404	Purdue	2000-01
	Maryland	2019-20
7. 403	Ohio State	1992-93
8. 402	Penn State	1993-94
9. 386	Minnesota	1981-82
	Purdue	1993-94

BLOCKED SHOTS

Game		
1. 18	USC vs. Pepperdine*	12/4/84
2. 17	Oregon vs. Pacific Christian*	1/3/82
	Wisconsin vs. Iowa	1/23/83
4. 16	Michigan vs. New Mexico State	12/3/99
	Oregon vs. Western Kentucky*	12/29/87
6. 15	Minnesota vs. Penn State	1/28/15
	UCLA at Utah*	1/31/16
	Michigan State at East Tennessee State	12/16/17
	Penn State vs. Jacksonville	12/2/18
10. 14	Penn State vs. Purdue	1/12/14
	Wisconsin vs. Penn State	1/6/15
	Ohio State vs. Purdue	3/4/17 (BTT)
	Michigan State vs. Indiana	3/1/18 (BTT)
	USC vs. A&M-Corpus Christi*	3/23/24 (NCAA)

Season

1. 223	Oregon*	1982-83
2. 220	Northwestern	2013-14
3. 218	Ohio State	2014-15
4. 213	Ohio State	2016-17
5. 211	Michigan State	2006-07
6. 210	USC*	2023-24
7. 206	Michigan State	2007-08
	Illinois	2009-10
	Michigan State	2009-10
10. 195	Purdue	2006-07
	Minnesota	2014-15

MISCELLANEOUS

Consecutive Wins (overall)		
36	Purdue	11/25/98-11/26/99

Consecutive Conference Wins (includes postseason)		
36	Ohio State	2/17/84-2/9/86

Consecutive Home Court Wins		
48	USC	1981-84
46	Iowa	1/3/86-1/12/90

Consecutive Road Wins		
15	Purdue	3/2/90-3/9/91

Consecutive Winning Seasons		
24	Purdue	1985-86 through 2008-09

NOTES: Records are as of the official inception of Big Ten women's basketball in 1981-82 or school's first season of Big Ten women's basketball competition (Penn State debuted in 1992-93, Nebraska in 2011-12, Maryland and Rutgers in 2014-15, and Oregon, UCLA, USC and Washington in 2024-25). Records based on information provided by member schools (corrections and additions may be submitted to Candace Johnson in the Big Ten Communications office at cjohnson@bigten.org).

BIG TEN RECORDS

INDIVIDUAL - CONFERENCE GAMES

POINTS

Game			
1.	60	Rachel Banham, Minnesota vs. Northwestern	2/7/16
2.	52	Rachel Banham, Minnesota vs. Michigan State	2/21/16
3.	50	Naz Hillmon, Michigan at Ohio State	1/21/21
4.	49	Kelly Mazzante, Penn State vs. Minnesota Caitlin Clark, Iowa vs. Michigan	12/28/01 2/15/24

Season

1.	599	Caitlin Clark, Iowa	2024
2.	549	Rachel Banham, Minnesota	2016
3.	529	Anucha Browne, Northwestern	1985
4.	527	Caitlin Clark, Iowa	2021
5.	525	Caitlin Clark, Iowa	2022

Season – Per Game

1.	33.3	Caitlin Clark, Iowa (599 in 18)	2024
2.	30.5	Rachel Banham, Minnesota (549 in 18 games)	2016
3.	29.4	Anucha Browne, Northwestern (529 in 18)	1985
4.	29.2	Caitlin Clark, Iowa (525 in 18)	2022
5.	28.4	Megan Gustafson, Iowa (511 in 18)	2019

FIELD GOALS

Game			
1.	20	Naz Hillmon, Michigan at Ohio State	1/21/21
2.	19	Rachel Banham, Minnesota vs. Northwestern	2/7/16
3.	17	<i>Seven times, most recently by:</i> Hannah Stuelke, Iowa vs. Penn State	2/8/24

Season

1.	211	Megan Gustafson, Iowa	2019
2.	205	Anucha Browne, Northwestern	1985
3.	192	Rachel Banham, Minnesota Caitlin Clark, Iowa	2016 2024
5.	181	Karna Abram, Indiana	1985
6.	174	<i>Five times, most recently by:</i> Caitlin Clark, Iowa	2022

Season – Per Game

1.	11.7	Megan Gustafson, Iowa (211 in 18)	2019
2.	11.4	Anucha Browne, Northwestern (205 in 18)	1985
3.	10.7	Rachel Banham, Minnesota (192 in 18) Caitlin Clark, Iowa (192 in 18)	2016 2024
5.	10.3	Laura Coenen, Minnesota (155 in 15) Megan Gustafson, Iowa (165 in 16)	1983 2018

FIELD GOAL ATTEMPTS

Game			
1.	34	Anucha Browne, Northwestern vs. Minnesota Caitlin Clark, Iowa vs. Michigan State	1/27/85 1/2/24
3.	33	MaChelle Joseph, Purdue vs. Wisconsin Syreeta Bromfield, Michigan State vs. Wisconsin Amanda Zahui B., Minnesota at Rutgers	2/21/92 1/10/02 1/25/15
6.	32	<i>Seven times, most recently by:</i> Rachel Banham, Minnesota vs. Northwestern	2/7/16

Season

1.	421	Caitlin Clark, Iowa	2024
2.	415	Anucha Browne, Northwestern	1985
3.	400	Rachel Banham, Minnesota	2016
4.	371	Caitlin Clark, Iowa	2022
5.	367	Karna Abram, Indiana	1987

Season – Per Game

1.	23.4	Caitlin Clark, Iowa (421 in 18)	2024
2.	23.1	Anucha Browne, Northwestern (415 in 18)	1985
3.	22.2	Rachel Banham, Minnesota (400 in 18)	2016
4.	20.94	Kelly Mazzante, Penn State (335 in 16)	2002
5.	20.93	Molly Tadich, Minnesota (314 in 15)	1987

FIELD GOAL PERCENTAGE

Game	(minimum 12 attempts)		
1.	.923	Jonelle Polk, Illinois (12-13) vs. Indiana Michele Savage, Northwestern (12-13) vs. Illinois Quacy Barnes, Indiana (12-13) vs. Michigan State	1/30/87 2/19/91 2/22/98
4.	.917	Michelle Edwards, Iowa (11-12) vs. Northwestern Nicole Sanchez, Ohio State (11-12) vs. Minnesota Jessie Stomski, Wisconsin (11-12) vs. Illinois	1/4/87 1/27/89 1/17/02

Season (minimum 100 attempts)

1.	.707	Brionna Jones, Maryland (130-184)	2017
2.	.703	Monika Czinano, Iowa (135-192)	2023
3.	.694	Star Allen, Ohio State (84-121)	2007
4.	.687	Megan Gustafson, Iowa (211-307)	2019
5.	.686	Janel McCarville, Minnesota (94-137) Mackenzie Holmes, Indiana (166-242)	2003 2024

THREE-POINT FIELD GOALS

Game			
1.	12	Brittany Rayburn, Purdue vs. Minnesota	1/12/12
2.	10	Amy Cherubini, Indiana vs. Ohio State Maxann Reese, Michigan State vs. Iowa Rachel Banham, Minnesota vs. Illinois Katelynn Flaherty, Michigan vs. Penn State	2/21/92 1/29/99 1/7/16 12/28/17

Season

1.	106	Caitlin Clark, Iowa	2024
2.	80	Caitlin Clark, Iowa	2021
3.	75	Rachel Banham, Minnesota	2016
4.	69	Kelsey Mitchell, Ohio State Kelsey Mitchell, Ohio State	2015 2016

Season – Per Game

1.	5.9	Caitlin Clark, Iowa (106 in 18)	2024
2.	4.3	Tori Jankoska, Michigan State (68 in 16)	2017
3.	4.2	Rachel Banham, Minnesota (75 in 18) Caitlin Clark, Iowa (80 in 19)	2016 2021
5.	4.1	Katelynn Flaherty, Michigan (65 in 16)	2018

THREE-POINT FIELD GOAL ATTEMPTS

Game			
1.	20	Kelsey Mitchell, Ohio State vs. Minnesota Kelsey Mitchell, Ohio State vs. Michigan State Caitlin Clark, Iowa vs. Michigan State	1/15/15 2/2/15 1/2/24
4.	19	Tori Jankoska, Michigan State vs. Ohio State	1/10/17
5.	18	Caitlin Clark, Iowa vs. Michigan Caitlin Clark, Iowa vs. Ohio State	2/15/24 1/21/24

Season

1.	267	Caitlin Clark, Iowa	2024
2.	184	Kelsey Mitchell, Ohio State Caitlin Clark, Iowa	2015 2021
4.	179	Tori Jankoska, Michigan State	2017
5.	175	Kelsey Mitchell, Ohio State	2016

Season – Per Game

1.	14.8	Caitlin Clark, Iowa (267 in 18)	2024
2.	11.2	Tori Jankoska, Michigan State (179 in 16)	2017
3.	10.2	Kelsey Mitchell, Ohio State (184 in 18)	2015
4.	9.7	Caitlin Clark, Iowa (184 in 19)	2021
5.	9.4	Rachel Banham, Minnesota (169 in 18)	2016

BIG TEN RECORDS

INDIVIDUAL - CONFERENCE GAMES

THREE-POINT FIELD GOAL PERCENTAGE

Game (minimum five made)

1.	1.000	Averill Roberts, Ohio State (6-6) vs. Northwestern	3/11/93
		Sari Noga, Minnesota (6-6) vs. Penn State	2/28/13
		Shatori Walker-Kimbrough, Maryland (6-6) vs. Wisconsin	1/20/16
		Abi Scheid, Northwestern (6-6) vs. Penn State	1/19/20
		Halle Douglass, Wisconsin (6-6) vs. Michigan State	2/16/22
		Taylor Mikesell, Ohio State (6-6) vs. Minnesota	1/8/23
		Carol Madsen, Purdue (5-5) vs. Minnesota	1/12/90
		Shannon Loebein, Minnesota (5-5) vs. Michigan	2/26/93
		Mary Berdo, Iowa (5-5) vs. Northwestern	1/25/00
		Heather Cassady, Indiana (5-5) vs. Wisconsin	2/8/01
		Corrin Von Wald, Minnesota (5-5) vs. Ohio State	2/16/03
		Jodi Howell, Purdue (5-5) vs. Wisconsin	2/8/09
		Samantha Prahals, Ohio State (5-5) vs. Michigan	1/27/11
		Rachel Banham, Minnesota (5-5) vs. Indiana	1/2/12
		Kelsey Mitchell, Ohio State (5-5) at Indiana	1/8/15
		Cynthia Hernandez, Rutgers (5-5) at Wisconsin	1/18/15
		Ashley Deary, Northwestern (5-5) vs. Iowa	1/29/15
		Jess Walter, Indiana (5-5) at Iowa	2/15/15
		Katelynn Flaherty, Michigan (5-5) vs. Purdue	2/24/15
		Gadiva Hubbard, Minnesota (5-5) vs. Penn State	2/11/18
		Kate Martin, Iowa (5-5) vs. Penn State	2/18/21
		Taylor Mikesell, Ohio State (5-5) vs. Maryland	1/20/22
		Chloe Moore-McNeil, Indiana (5-5) vs. Purdue	2/11/24

Season (minimum 1.0 made per game)

1.	.635	Corrin Von Wald, Minnesota (33-52)	2003
2.	.593	Kristi Smith, Iowa (32-54)	2007
3.	.519	Wendy Ausdemore, Iowa (40-77)	2007
4.	.513	Lisa Shepherd, Penn State (40-78)	1999
5.	.512	Kelly Roysland, Minnesota (21-41)	2006

FREE THROWS

Game

1.	17	Kachine Alexander, Iowa vs. Illinois	2/14/10
2.	16	Wendy Bradetich, Michigan vs. Purdue	1/12/86
		Michele Savage, Northwestern vs. Purdue	2/24/91
		Shereka Wright, Purdue vs. Penn State	1/16/03
		Kachine Alexander, Iowa vs. Wisconsin	12/31/09
		Jori Davis, Indiana vs. Penn State	1/10/10
		Jori Davis, Indiana vs. Northwestern	12/30/10
		Karisma Penn, Illinois vs. Ohio State	1/6/13
		Alexis Gassion, Indiana at Penn State	1/22/15

Season

1.	127	Ashley Berggren, Illinois	1996
2.	124	Caitlin Clark, Iowa	2022
3.	119	Anucha Browne, Northwestern	1985
4.	117	Taylor Hill, Ohio State	2013
5.	115	Megan Gustafson, Iowa	2018

Season - Per Game

1.	7.9	Ashley Berggren, Illinois (127 in 16)	1996
2.	7.8	Taylor Hill, Ohio State (117 in 15)	2013
3.	7.5	Shereka Wright, Purdue (113 in 15)	2003
4.	7.2	Megan Gustafson, Iowa (115 in 16)	2018
5.	7.1	Shereka Wright, Purdue (113 in 16)	2002

FREE THROW ATTEMPTS

Game

1.	21	Jessie Stomski, Wisconsin vs. Indiana	1/21/01
2.	20	Zandrea Jefferies, Indiana vs. Purdue	1/21/90
		Barb Franke, Wisconsin vs. Purdue	1/26/96
		Ashley Berggren, Illinois vs. Wisconsin	12/30/97
		Shereka Wright, Purdue vs. Northwestern	2/15/04
		Kachine Alexander, Iowa vs. Illinois	2/14/10
		Jessica Shepard, Nebraska vs. Michigan State	2/26/17

Season

1.	164	Anucha Browne, Northwestern	1985
2.	158	Ashley Berggren, Illinois	1996
3.	150	Denise Jackson, Indiana	1983
4.	149	Shereka Wright, Purdue	2002
5.	144	Shereka Wright, Purdue	2003

Season - Per Game

1.	9.9	Ashley Berggren, Illinois (158 in 16)	1996
2.	9.6	Shereka Wright, Purdue (144 in 15)	2003
3.	9.31	Shereka Wright, Purdue (149 in 16)	2002
4.	9.26	Taylor Hill, Ohio State (139 in 15)	2013
5.	9.1	Anucha Browne, Northwestern (164 in 18)	1985

FREE THROW PERCENTAGE

Game (minimum 13 attempts)

1.	1.000	Jess Strom, Penn State (15-15) vs. Minnesota	1/30/05
		Megan Chawansky, Northwestern (14-14) vs. Ohio State	1/11/98
		Courtney Moses, Purdue (14-14) vs. Northwestern	1/26/12
		Taylor Hill, Ohio State (14-14) vs. Minnesota	2/21/13
		Cayla McMorris, Wisconsin (14-14) vs. Ohio State	2/4/17
		Arella Guirantes, Rutgers (14-14) vs. Wisconsin	2/27/20
		Katie Smith, Ohio State (13-13) vs. Penn State	2/25/94
		Jessica Davenport, Ohio State (13-13) vs. Penn State	2/27/05
		Jolene Anderson, Wisconsin (13-13) vs. Iowa	1/13/08
		Brittany Orban, Northwestern (13-13) vs. Ohio State	2/15/09
		KK Houser, Purdue (13-13) vs. Penn State	1/28/10
		Kelsey Mitchell, Ohio State (13-13) vs. Michigan State	12/31/15
		Caitlin Clark, Iowa (13-13) vs. Northwestern	1/6/22

Season (minimum 2.0 made per game)

1.	.977	Cyndi Valentin, Indiana (42-43)	2004
2.	.975	Wendy Ausdemore, Iowa (39-40)	2007
3.	.971	Aulani Sinclair, Indiana (33-34)	2012
4.	.959	Kristin Cartwright, Northwestern (47-49)	2009
5.	.956	Matilda Ek, Michigan State (43-45)	2023

REBOUNDS

Game

1.	29	Amanda Zahui B., Minnesota vs. Iowa	2/17/15
2.	27	Amanda Zahui B., Minnesota vs. Michigan	2/21/15
3.	25	Amy Herrig, Iowa vs. Purdue	1/10/99
4.	23	Theresa Huff, Wisconsin vs. Indiana	2/11/83
		Molly Tadich, Minnesota vs. Northwestern	1/22/84

Season

1.	256	Amanda Zahui B., Minnesota	2015
2.	248	Megan Gustafson, Iowa	2019
3.	233	Denise Jackson, Indiana	1983
4.	218	Aerial Powers, Michigan State	2015
5.	214	Theresa Huff, Wisconsin	1983

Season - Per Game

1.	14.2	Amanda Zahui B., Minnesota (256 in 18)	2015
2.	13.8	Megan Gustafson, Iowa (248 in 18)	2019
3.	13.3	Pallas Kunaiyi-Akpanah, Northwestern (212 in 16)	2018
4.	13.1	Megan Gustafson, Iowa (210 in 16)	2018
5.	12.9	Denise Jackson, Indiana (233 in 18)	1983

ASSISTS

Game

1.	18	Caitlin Clark, Iowa at Penn State	1/25/22
2.	16	Maggie Acuna, Illinois vs. Wisconsin	1/15/06
3.	15	10 times, most recently by: Caitlin Clark, Iowa vs. Penn State	2/8/24

Season

1.	169	Caitlin Clark, Iowa	2022
		Caitlin Clark, Iowa	2024
3.	164	Caitlin Clark, Iowa	2023
4.	162	Samantha Logic, Iowa	2015
5.	155	Nancy Kennelly, Northwestern	1993

Season - Per Game

1.	9.4	Caitlin Clark, Iowa (169 in 18)	2022
		Caitlin Clark, Iowa (169 in 18)	2024
3.	9.1	Caitlin Clark, Iowa (164 in 18)	2023
4.	9.0	Samantha Logic, Iowa (162 in 18)	2015
5.	8.63	Tina Nicholson, Penn State (138 in 16)	1996

BIG TEN RECORDS

INDIVIDUAL - CONFERENCE GAMES

STEALS

Game		
1.	12	Joy Holmes, Purdue vs. Minnesota 1/13/89
		Jamie Wesley, Michigan State vs. Minnesota 2/2/96
3.	10	Stacey Thomas, Michigan vs. Northwestern 2/27/00
		Tomeka Brown, Ohio State vs. Northwestern 2/17/02
		Syessence Davis, Rutgers at Penn State 1/10/15

Season		
1.	76	Keisha Anderson, Wisconsin 1996
2.	74	Debbie Hunter, Minnesota 1983
		Veronica Burton, Northwestern 2021
4.	71	Veronica Burton, Northwestern 2022
5.	69	Syessence Davis, Rutgers 2015

Season – Per Game

1.	4.8	Keisha Anderson, Wisconsin (76 in 16) 1996
2.	4.4	Veronica Burton, Northwestern 2022
3.	4.1	Debbie Hunter, Minnesota (74 in 18) 1983
		Veronica Burton, Northwestern (74 in 18) 2021
5.	3.9	Kelly Komara, Purdue (62 in 16) 2002

BLOCKS

Game		
1.	12	Janetta Johnson, Wisconsin vs. Indiana 1/6/89
		Jessica Davenport, Ohio State vs. Michigan State 2/20/05
		Amanda Zahui B., Minnesota vs. Penn State 1/28/15
4.	11	Michelle Lowman, Wisconsin vs. Iowa 1/23/83
		Jessica Davenport, Ohio State vs. Minnesota 2/8/07
		Alex Wittinger, Illinois at Penn State 1/23/18

Season		
1.	96	Trish Andrew, Michigan 1992
2.	71	Amanda Zahui B., Minnesota 2015
3.	70	Janetta Johnson, Wisconsin 1989
4.	69	Allyssa DeHaan, Michigan State 2007
5.	65	Kate Cain, Nebraska 2020

Season – Per Game

1.	5.3	Trish Andrew, Michigan (96 in 18) 1992
2.	4.3	Allyssa DeHaan, Michigan State (69 in 16) 2007
3.	3.94	Amanda Zahui B., Minnesota (71 in 18) 2015
4.	3.89	Janetta Johnson, Wisconsin (70 in 18) 1989
5.	3.8	Jessica Davenport, Ohio State (60 in 16) 2005

BIG TEN RECORDS

TEAM - CONFERENCE GAMES

* - NCAA changed from two 20-minute halves to four 10-minute quarters in 2015-16

POINTS

Quarter*	Points	Game	Date
1. 42	Indiana (4th qtr) vs. Iowa		2/19/22
2. 41	Maryland (1st) vs. Iowa		2/23/21
3. 39	Penn State (4th) vs. Michigan		1/17/16
	Ohio State (3rd) vs. Wisconsin		2/1/24
5. 38	Minnesota (3rd) vs. Nebraska		2/11/16

Half

1. 68	Maryland (1st) vs. Iowa		2/23/21
2. 65	Penn State (1st) vs. Northwestern		1/2/00
	Iowa (2nd) at Wisconsin		12/31/00
4. 64	Michigan (2nd) vs. Penn State		2/14/97

Game

1. 117	Ohio State vs. Minnesota		1/12/96
	Ohio State vs. Illinois		2/21/16
3. 115	Minnesota vs. Purdue		3/10/83
4. 114	Penn State vs. Northwestern		1/2/00
	Michigan State vs. Minnesota		2/21/16

Season

1. 1,690	Iowa		2024
2. 1,638	Iowa		2021
3. 1,607	Maryland		2021
4. 1,606	Ohio State		2016
5. 1,605	Iowa		2023

Season – Per Game

1. 93.9	Iowa (1,690 in 18)		
2. 89.7	Maryland (1,435 in 16)		2017
3. 89.3	Maryland (1,607 in 18)		2021
4. 89.2	Ohio State (1,606 in 18)		2016
	Iowa (1,605 in 18)		2023

FIELD GOALS

Game	Points	Game	Date
1. 49	Ohio State vs. Minnesota		1/12/96
2. 47	Minnesota vs. Purdue		3/10/83
	Purdue vs. Illinois		3/1/91
4. 46	Ohio State vs. Minnesota		1/27/89
	Michigan vs. Minnesota		2/21/97
	Maryland vs. Minnesota		2/28/16

Season

1. 603	Iowa		2021
2. 598	Iowa		2024
3. 597	Northwestern		1983
4. 591	Ohio State		2016
5. 588	Maryland		2021

Season – Per Game

1. 33.8	Maryland (540 in 16)		2017
2. 33.2	Northwestern (597 in 18)		1983
	Iowa (598 in 18)		2024
4. 32.8	Ohio State (591 in 18)		2016
5. 32.6	Ohio State (586 in 18)		1985
	Maryland (588 in 18)		2021
	Iowa (587 in 18)		2023

FIELD GOAL ATTEMPTS

Game	Points	Game	Date
1. 97	Northwestern vs. Minnesota		2/7/16
2. 92	Purdue vs. Nebraska		2/2/12
3. 91	Wisconsin vs. Michigan		1/16/83
4. 90	Penn State vs. Minnesota		3/6/94
	Penn State vs. Iowa		2/1/09

Season

1. 1,298	Michigan		1983
2. 1,267	Northwestern		2016
3. 1,259	Northwestern		1983
4. 1,243	Penn State		2021
5. 1,241	Purdue		1991

Season – Per Game

1. 72.1	Michigan (1,298 in 18)		1983
2. 70.3	Northwestern (1,267 in 18)		2016
3. 69.9	Northwestern (1,259 in 18)		1983
4. 69.4	Minnesota (1,111 in 16)		2018
5. 68.9	Purdue (1,241 in 18)		1991

FIELD GOAL PERCENTAGE

Game	Points	Game	Date
1. .735	Purdue (36-49) vs. Penn State		1/28/18
2. .689	Ohio State (31-45) vs. Minnesota		2/26/04
3. .686	Northwestern (35-51) vs. Michigan State		1/19/96
4. .674	Ohio State (29-43) vs. Michigan		1/5/86
	Ohio State (29-43) vs. Michigan		1/15/88

Season

1. .527	Iowa (587-1113)		2023
2. .523	Iowa (578-1106)		2022
3. .521	Ohio State (586-1125)		1985
4. .520	Iowa (603-1160)		2021
5. .520	Ohio State (541-1041)		1988

THREE-POINT FIELD GOALS

Game	Points	Game	Date
1. 22	Iowa at Minnesota		2/28/24
2. 19	Iowa at Northwestern		1/29/15
	Minnesota at Illinois		1/7/16
	Michigan State at Maryland		1/7/23
5. 18	Maryland vs. Northwestern		1/23/22
	Iowa vs. Michigan		2/15/24

Season

1. 221	Iowa		2024
2. 194	Iowa		2021
3. 169	Minnesota		2016
4. 167	Ohio State		2016
5. 162	Iowa		2023

Season – Per Game

1. 12.3	Iowa (221 in 18)		2024
2. 10.2	Iowa (194 in 19)		2021
3. 9.3	Minnesota (169 in 18)		2016
4. 9.2	Ohio State (167 in 18)		2016
5. 9.0	Iowa (192 in 18)		2023

THREE-POINT FIELD GOAL ATTEMPTS

Game	Points	Game	Date
1. 44	Michigan State at Maryland		1/7/23
2. 39	Minnesota at Illinois		1/7/16
3. 38	Penn State at Iowa		2/18/21
	Iowa at Maryland		2/21/23
5. 37	Nebraska vs. Michigan		2/9/12
	Michigan State at Minnesota		2/8/15
	Minnesota at Maryland		2/28/16

Season

1. 553	Iowa		2024
2. 453	Iowa		2021
	Nebraska		2023
4. 452	Nebraska		2024
5. 451	Penn State		2021

Season – Per Game

1. 30.7	Iowa (553 in 18)		2024
2. 25.2	Nebraska (453 in 18)		2023
3. 25.1	Nebraska (452 in 18)		2024
4. 24.3	Ohio State (438 in 18)		2016
5. 24.2	Minnesota (437 in 18)		2016

THREE-POINT FIELD GOAL PERCENTAGE

Game	Points	Game	Date
1. .875	Iowa (7-8) vs. Penn State		2/18/07
	Minnesota (7-8) vs. Penn State		2/28/13
3. .857	Michigan State (6-7) vs. Ohio State		2/22/91
	Northwestern (6-7) vs. Iowa		1/9/00
	Purdue (6-7) vs. Northwestern		1/25/07

Season

1. .461	Iowa (95-206)		2007
2. .447	Michigan (118-264)		2018
3. .431	Northwestern (88-204)		1992
4. .428	Maryland (122-285)		2016
	Iowa (194-453)		2021

BIG TEN RECORDS

TEAM - CONFERENCE GAMES

FREE THROWS

Game		
1.	37	Ohio State vs. Purdue 3/1/87
2.	35	Illinois vs. Ohio State 2/13/98
3.	34	Wisconsin vs. Purdue 1/26/96
		Purdue vs. Minnesota 1/18/04
5.	33	<i>Five times, most recently by:</i> Maryland at Michigan State 1/7/21

Season		
1.	339	Northwestern 1997
2.	337	Ohio State 1993
3.	315	Purdue 1991
4.	312	Ohio State 1992
5.	311	Wisconsin 1991

Season – Per Game		
1.	21.2	Northwestern (339 in 16) 1997
2.	18.7	Ohio State (337 in 18) 1993
3.	18.3	Purdue (293 in 16) 2002
4.	18.1	Purdue (289 in 16) 2003
5.	17.8	Penn State (285 in 16) 2014

FREE THROW ATTEMPTS

Game		
1.	49	Minnesota vs. Michigan 1/30/87
		Illinois vs. Ohio State 2/13/98
3.	46	Wisconsin vs. Purdue 1/26/96
4.	45	Ohio State vs. Purdue 3/1/87
5.	44	Northwestern vs. Iowa 1/10/97
		Wisconsin vs. Illinois 2/19/99

Season		
1.	456	Purdue 1991
		Ohio State 1993
3.	451	Northwestern 1993
4.	448	Ohio State 1992
5.	447	Ohio State 1987

Season – Per Game		
1.	25.3	Purdue (456 in 18) 1991
		Ohio State (456 in 18) 1993
3.	25.13	Northwestern (402 in 16) 1995
4.	25.06	Illinois (401 in 16) 1998
5.	25.05	Northwestern (451 in 18) 1993

FREE THROW PERCENTAGE

Game (<i>minimum 15 attempts</i>)		
1.	1.000	Michigan State (19-19) vs. Michigan 2/3/16
		Maryland (18-18) vs. Illinois 2/12/23
		Michigan (17-17) at Northwestern 1/28/18
		Iowa (17-17) vs. Northwestern 1/6/22
		Iowa (16-16) vs. Wisconsin 1/19/12
		Iowa (16-16) at Minnesota 2/15/16
		Michigan (15-15) vs. Illinois 3/5/87
		Wisconsin (15-15) vs. Ohio State 1/20/13
		Minnesota (15-15) vs. Wisconsin 1/30/22

Season		
1.	.852	Iowa (287-337) 2022
		Illinois (230-270) 2024
3.	.809	Minnesota (225-278) 2022
4.	.811	Purdue (189-233) 2023
5.	.808	Michigan State (194-240) 2003

REBOUNDS

Game		
1.	65	Wisconsin vs. Michigan 2/20/87
2.	64	Minnesota vs. Northwestern 1/22/84
		Ohio State at Nebraska 2/2/20
4.	63	Purdue vs. Michigan 1/5/94
5.	62	Indiana vs. Michigan 1/23/83
		Northwestern vs. Illinois 1/19/94
		Penn State vs. Northwestern 12/31/15

Season		
1.	852	Purdue 1991
2.	837	Northwestern 1983
3.	808	Indiana 1983
4.	788	Wisconsin 1983
5.	787	Minnesota 2015

Season – Per Game

1.	47.3	Purdue (852 in 18) 1991
2.	46.5	Northwestern (837 in 18) 1983
3.	45.9	Maryland (735 in 16) 2017
4.	44.9	Indiana (808 in 18) 1983
5.	44.1	Penn State (705 in 16) 2014

Season – Margin Per Game

1.	15.1	Maryland 2017
2.	13.2	Maryland 2016
3.	11.9	Michigan 2021
4.	11.4	Michigan 2022
5.	11.2	Maryland 2015

ASSISTS

Game		
1.	37	Iowa at Penn State 1/25/22
2.	35	Michigan vs. Purdue 2/28/86
3.	34	Northwestern vs. Minnesota 2/7/16
		Michigan State vs. Minnesota 2/21/16
		Iowa vs. Illinois 12/31/19

Season

1.	410	Iowa 2024
2.	400	Iowa 2023
3.	393	Iowa 2021
4.	392	Iowa 2019
5.	359	Iowa 2022

Season – Per Game

1.	22.8	Iowa (410 in 18) 2024
2.	22.2	Iowa (400 in 18) 2023
3.	21.8	Iowa (392 in 18 games) 2019
4.	20.8	Iowa (333 in 16) 2001
5.	20.7	Iowa (393 in 19) 2021

STEALS

Game		
1.	26	Penn State vs. Wisconsin 2/23/94
2.	25	Purdue vs. Wisconsin 3/6/94
3.	24	Iowa vs. Michigan State 1/8/89
		Michigan State vs. Minnesota 2/2/96
		Illinois vs. Northwestern 1/10/13
		Maryland at Minnesota 3/1/20

Season

1.	234	Illinois 2013
2.	232	Ohio State 1985
3.	226	Wisconsin 1984
4.	225	Penn State 1994
5.	216	Maryland 2020

Season – Per Game

1.	14.6	Illinois (234 in 16) 2013
2.	12.9	Wisconsin (207 in 16) 1996
3.	12.8	Ohio State (232 in 18) 1985
4.	12.6	Michigan State (201 in 16) 1996
5.	12.55	Wisconsin (226 in 18) 1984

BLOCKED SHOTS

Game		
1.	17	Wisconsin vs. Iowa 1/23/83
2.	15	Minnesota vs. Penn State 1/28/15
3.	14	Penn State vs. Purdue 1/12/14
		Wisconsin vs. Penn State 1/6/15
		Ohio State vs. Purdue 3/4/17

Season

1.	120	Michigan 1992
2.	111	Nebraska 2020
3.	109	Ohio State 2015
		Nebraska 2021
5.	104	Rutgers 2016

Season – Per Game

1.	6.7	Michigan (120 in 18) 1992
2.	6.31	Northwestern (101 in 16) 2014
3.	6.25	Ohio State (100 in 16) 2012
		Ohio State (100 in 16) 2017
5.	6.2	Nebraska (111 in 18) 2020

BIG TEN RECORDS

TEAM - CONFERENCE GAMES

MOST TURNOVERS CAUSED

Game			
1.	42	Penn State vs. Wisconsin	2/23/94
2.	39	Purdue vs. Wisconsin	3/6/94
3.	38	Michigan State vs. Minnesota	2/2/96
		Rutgers vs. Penn State	1/10/15
5.	37	Ohio State vs. Minnesota	2/28/88
		Wisconsin vs. Penn State	1/29/99

Season – Per Game

1.	24.8	Illinois	2013
2.	23.5	Ohio State	1988
3.	23.3	Ohio State	1993
4.	23.2	Iowa	1989
5.	23.1	Michigan State	1997

FEWEST TURNOVERS MADE

Game			
1.	2	Purdue vs. Northwestern	12/29/96
2.	3	Minnesota at Northwestern	2/13/03
3.	4	Ohio State vs. Illinois	3/12/94
		Iowa vs. Illinois	2/26/09
		Michigan vs. Minnesota	1/31/13
		Wisconsin at Rutgers	1/7/16
		Rutgers vs. Michigan State	1/20/20
		Northwestern vs. Michigan State	2/10/20

Season – Per Game

1.	11.3	Michigan	2011
		Nebraska	2014
		Northwestern	2021
4.	11.4	Indiana	2021
		Maryland	2021

TURNOVER MARGIN

Season – Per Game			
1.	9.5	Northwestern	2021
2.	8.2	Iowa	1990
3.	7.8	Ohio State	2024
4.	7.7	Iowa	1988
5.	7.5	Iowa	1989
		Wisconsin	1996

NOTES: Records are as of the official inception of Big Ten women's basketball in 1981-82 or school's first season of Big Ten women's basketball competition (Penn State debuted in 1992-93, Nebraska in 2011-12, both Maryland and Rutgers in 2014-15 and Oregon, UCLA, USC and Washington in 2024-25). Records based on information provided by member schools (corrections and additions may be submitted to Candace Johnson in the Big Ten Communications office at cjohnson@bigten.org).

BIG TEN COMPOSITE STANDINGS

Maryland	146-29	.834
Iowa	491-241	.670
Ohio State [^]	455-226	.668
Purdue	434-283	.605
Penn State	298-241	.553
Michigan State	395-327	.547
Nebraska	122-103	.542
Rutgers	75-96	.439
Indiana	347-376	.480
Minnesota	284-434	.396
Northwestern	282-441	.390
Michigan	272-440	.382
Wisconsin	264-457	.366
Illinois	262-453	.366

[^] - does not include 30 wins from 2017-19 subsequently vacated by NCAA

NOTE: Regular-season conference records as Big Ten member only (conference play began in 1982-83; Penn State joined in 1992-93; Nebraska joined in 2011-12; Maryland and Rutgers joined in 2014-15; Oregon, UCLA, USC and Washington joined in 2024-25).

BIG TEN CHAMPIONSHIPS

16 [^]	Ohio State	1982-83*-84-85-86-87*-89*-93*-2005*-06-07-08*-09-10-22*-24
10	Iowa	1987*-88-89*-90*-92-93*-96-98-08*-22*
8	Penn State	1994*-95*-2000-03-04-12-13-14*
7	Purdue	1991-94*-95*-97*-99-2001-02
6	Maryland	2015-16-17-19-20*-21
4	Michigan State	1997*-2005*-11-14*
2	Northwestern	1990*-2020*
2	Indiana	1983*-23
1	Illinois	1997*

* - co-champion

[^] - Ohio State titles in 2017 and 2018 subsequently vacated by NCAA

NOTE: The Big Ten champion is determined by the final regular-season conference standings (except for 1982, when the Big Ten Tournament result determined the conference champion)

CAREER CLUBS

3,000 POINTS CLUB

3,951	Caitlin Clark, IOWA	2021-24
3,527	Kelsey Plum, WASH*	2014-17
3,402	Kelsey Mitchell, OSU	2015-18
3,093	Rachel Banham, MINN	2012-16

2,000 POINTS CLUB

2,919	Kelly Mazzante, PSU	2001-04
2,818	Jantel Lavender, OSU	2008-11
2,804	Megan Gustafson, IOWA	2016-19
2,776	Katelynn Flaherty, MICH	2015-18
2,578	Katie Smith, OSU	1993-96
2,562	Sabrina Ionescu, ORE*	2017-20
2,530	Mackenzie Holmes, IND	2020-24
2,510	Maggie Lucas, PSU	2010-14
2,414	Lisa Leslie, USC*	1991-94
2,413	Monika Czinano, IOWA	2019-23
2,405	MaChelle Joseph, PUR	1989-92
2,368	Ruthy Hebard, ORE*	2017-20
2,364	Tyra Buss, IND	2015-18
2,357	Jordan Hooper, NEB*	2011-14
2,343	Nicole Cardaño-Hillary, IND	2018-22
2,314	Aari McDonald, ARIZ/WASH*	2017, 19-21
2,312	Jolene Anderson, WIS	2005-08
2,307	Anucha Browne, NU	1982-85
2,303	Jessica Davenport, OSU	2004-07
2,287	Nia Coffey, NU	2014-17
2,285	Lindsay Whalen, MINN	2001-04
2,277	Jazmine Davis, WASH*	2012-15
2,272	Charisma Osborne, UCLA*	2020-24
2,253	Taylor Mikesell, MD/OSU*	2019-23
2,251	Shereka Wright, PUR	2001-04
2,248	Tina Thompson, USC*	1994-97
2,233	Tyler Scaife, RU*	2014-18
2,215	Carlie Wagner, MINN	2015-18
2,212	Tori Jankoska, MSU	2014-17
2,201	Makenna Marisa, PSU	2020-24
2,188	Kenisha Bell, MINN*	2015-19
2,183	Naz Hillmon, MICH	2019-22
2,182	Stephanie White, PUR	1996-99
2,165	Ameryst Alston, OSU	2013-16
	Alissa Pili, USC/UTAH*	2019-24
2,160	Jenna Smith, ILL	2007-10
2,156	Shatori Walker-Kimbrough, MD*	2014-17
2,153	Jordin Canada, UCLA*	2015-18
2,151	Jillian Alleyne, ORE*	2013-16
2,108	Teniya Page, PSU	2016-19
2,102	Ally Disterhoft, IOWA	2014-17
2,101	Maylana Martin, UCLA*	1997-00
2,097	Carol Ann Shudlick, MINN	1991-94
2,095	Lasha Petree, PUR	2018-23
2,089	Ashley Berggren, ILL	1995-98
2,081	Hallie Thome, MICH	2016-19
2,052	Alison Lang, ORE*	1981-84
2,044	Laura Coenen, MINN	1982-85
2,027	Jamie Redd, WASH*	1996-99
2,025	Lindsey Pulliam, NU	2018-21
2,024	Jacy Sheldon, OSU	2020-24
2,015	Taylor Hill, OSU	2010-13
2,010	Samantha Prahalis, OSU	2009-12
2,000	Abbey Ellis, PUR*	2020-24

1,500 POINTS CLUB

1,996	Cherie Nelson, USC*	1987-89
1,995	Tanisha Wright, PSU	2002-05
1,994	Barb Franke, WIS	1992-96
1,984	Jonelle Polk, ILL	1984-87

	Kaila Charles, MD	2017-20
1,981	Sara Scalia, MINN/IND*	2020-24
1,976	Amy Jaeschke, NU	2008-11
1,974	Katie Gearlds, PUR	2004-07
1,965	Katie Douglas, PUR	1998-01
	Karisma Penn, ILL	2010-13
1,956	Stefanie Kasperski, ORE*	1987-90
1,940	Darian White, NEB*	2020-24
1,928	Brionna Jones, MD*	2014-17
	Giuliana Mendiola, WASH*	2001-04
1,923	Caitlyn Harper, PUR*	2019-24
1,917	Denise Jackson, IND	1981-84
1,912	Tracey Hall, OSU	1985-88
1,910	Karna Abram, IND	1984-87
	Leigha Brown, MICH	2018-23
1,907	Jessie Stomski, WIS	1999-02
1,906	Lindsey Meder, IOWA	1999-02
1,901	Robin Threatt, WIS	1989-93
1,888	Michaela Onyenwere, UCLA*	2018-21
1,887	Rehema Stephens, UCLA*	1990-92
1,886	Katie Benzan, MD*	2016-22
1,884	Amanda Cahill, IND	2015-18
1,882	Nia Clouden, MSU	2019-22
1,879	Theresa Huff, WIS	1980-83
1,867	Nirra Fields, UCLA*	2013-16
1,865	Jill Chapman, IND	1999-02
1,857	LaTanya Sims, WIS	1998-01
1,841	Jaime Printy, IOWA	2010-13
	Grace Berger, IND	2019-23
1,836	Cindy Bumgarner, IND	1985-88
1,835	Janel McCarville, MINN	2002-05
1,832	Cassie Harberts, USC*	2011-14
1,829	Noelle Quinn, UCLA*	2004-07
1,827	Rachelle Bostic, IND	1981-84
1,821	Michelle Edwards, IOWA	1985-88
1,819	Talia Walton, WASH*	2013-16
1,818	Averrill Roberts, OSU	1990-93
1,817	Aerial Powers, MSU	2013-16
1,813	Natalie Williams, UCLA*	1991-94
1,808	Avery LaBarbera, WIS*	2018-23
1,801	Rhonda Smith, WASH*	1992-95
1,798	Michele Ratay, NU	1994-97
1,797	Nikki Blue, UCLA*	2003-06
1,786	Alex Bentley, PSU	2010-13
1,783	Lauri Landerholm, ORE*	1983-87
1,780	Liz Shimek, MSU	2003-06
1,770	Dominique Oden, PUR	2017-20
1,769	Cyndi Valentin, IND	2003-06
1,765	Molly Davis, IOWA*	2020-24
1,762	Jennie Lillis, IOWA	2001-04
1,761	Monique Billings, UCLA*	2015-18
1,750	Lisa Cline, OSU	1986-89
1,747	Joy Holmes, PUR	1988-91
1,746	Nikita Lowry, OSU	1986-89
1,745	Karen Murray, WASH*	1981-84
1,742	Franthea Price, IOWA	1987-90
1,739	Lindsay Bowen, MSU	2003-06
1,733	Stephanie Mavunga, OSU*	2014-18
1,726	Ashley Owusu, MD/PSU*	2020-24
1,725	Angie Potthoff, PSU	1993-97
1,717	Amber Melgoza, WASH*	2017-20
1,714	Jennifer Smith, MICH	2001-04
1,707	Michelle Greco, UCLA*	1999-03
1,706	Molly Tadich, MINN	1984-87
	Diamond Miller, MD	2019-23
	Jakia Brown-Turner, MD*	2020-24
1,704	Leteia Hughley, WASH*	1982-85

1,699	Maureen Holohan, NU	1992-95
1,696	Arella Guirantes, RU*	2017-21
1,693	Maggie Lyon, NU	2013-16
1,688	Michele Savage, NU	1989-92
1,687	Ebony Hoffman, USC*	2001-04
1,681	Yvette Cole, WASH*	1986-89
1,677	Lisa Willis, UCLA*	2003-06
1,675	Loree Payne, WASH*	2000-03
1,673	Lindsey Moore, NEB*	2010-13
1,668	Kisha Kelley, MSU	1992-95
1,663	Lisa Shepherd, PSU	1998-01
1,662	Tamara Moore, WIS	1999-02
	Jannon Roland, PUR	1994-97
1,660	Jaz Shelley, NEB*	2020-24
1,649	Allyssa DeHaan, MSU	2007-10
1,647	Trish Andrew, MICH	1990-93
1,640	Kristina Divjak, NU	1996-99
1,639	Angelina Williams, ILL	2002-05
1,631	Endyia Rogers, ORE	2020-23
1,628	Makira Cook, ILL*	2021-present
1,625	Lindsay Wisdom-Hylton, PUR	2005-09
1,619	Andrea Garner, PSU	1997-00
1,618	Sam Haiby, NEB	2018-23
1,612	Megan Franza, WASH*	1998-01
1,608	Briana Gilbreath, USC*	2009-12
1,606	Toni Foster, IOWA	1990-93
1,603	Alex Wittinger, ILL	2016-19
1,601	Carol Emanuel, PUR	1980-83
1,598	Tangela Smith, IOWA	1995-98
1,596	Elissa Brett, MICH*	2020-24
	Karen Deden, WASH*	1988-91
1,590	Kris Emerson, MSU	1984-87
1,589	Maxann Reese, MSU	1997-00
	Dora Dome, UCLA*	1985-88
1,587	Wendy Bradetich, MICH	1983-86
1,582	Morgan Johnson, IOWA	2010-13
1,580	Kalisha Keane, MSU	2008-11
1,576	Katie Voigt, WIS	1994-98
	Celeste Taylor, OSU*	2020-24
1,575	Camille Cooper, PUR	1998-01
1,570	Atonye Nyingifa, UCLA*	2009, 11-14
1,565	Sharon Versyp, PUR	1985-88
1,563	Yvette Angel, OSU	1982-85
1,559	Jori Davis, IND	2008-11
1,556	Stacey Thomas, MICH	1997-00
	Lindsey Pluimer, UCLA*	2005-08
1,547	Kendall Hackney, NU	2010-13
1,546	Samantha Logic, IOWA	2012-15
1,543	Ann Klapperich, WIS	1995-98
1,542	Jenny DeMuth, IND	2002-06
	Ashley Corral, USC*	2009-12
1,540	Courtney Coleman, OSU	2000-03
1,537	Kathleen Doyle, IOWA	2017-20
1,536	Mandy Cunningham, ILL	1991-94
	Veronica Burton, NU	2019-22
	Necie Thompson, UCLA*	1981-83
1,533	Amy Prichard, NU	1980-83
	Ae'Rianna Harris, PUR	2017-20
1,532	Kiara Buford, MINN	2009-12
1,529	Allison Curtin, ILL	1998-01
1,527	Stacey Lovelace, PUR	1993-96
1,526	Kendra Gantt, ILL	1982-85
1,523	Caity Matter, OSU	2001-05
1,516	Sarah Sharp, ILL	1988-91
1,513	Kennedy Burke, UCLA*	2016-19
1,512	Janese Banks, WIS	2005-08
1,508	Satou Sabally, ORE*	2018-20

CAREER CLUBS

1,505	Braxtin Miller, OSU*	2018-22
	Stephanie Visscher, MSU	2018-23
	Amanda Johnson, ORE*	2009-12
1,503	Shirley Bryant, IND	1992-95
1,501	Arianne Boyer, ORE*	1993-97

Prior to Big Ten women's athletics incorporation

3,198	Denise Curry, UCLA*	1978-81
2,076	Diane Dietz, MICH	1978-82
2,059	Cindy Haugejorde, IOWA	1976-80
2,063	Bev Smith, ORE*	1979-82
1,906	Lisa Robinson, ILL	1978-82
1,856	Linda Roberts, MINN	1977-81
1,753	Kim Jordan, OSU	1976-80
1,751	Anita Ortega, UCLA*	1976-79
1,685	Ann Meyers, UCLA*	1975-78
1,648	Julie Calahan, NU	1978-81
1,629	Amy Tucker, OSU	1978-82
1,550	Abby Currier, MICH	1977-81
1,508	Carlin McClary, WASH*	1979-82

1,000 REBOUNDS CLUB

1,712	Jillian Alleyne, ORE*	2013-16
1,534	Cheryl Miller, USC*	1983-86
1,460	Megan Gustafson, IOWA	2016-19
1,422	Jantel Lavender, OSU	2008-11
1,299	Ruthy Hebard, ORE*	2017-20
1,263	Denise Jackson, IND	1981-84
	Stephanie Mavunga, OSU*	2014-18
1,255	Pam McGee, USC*	1981-84
1,253	Chantel Osahor, WASH*	2014-17
1,232	Cherie Nelson, USC*	1986-89
1,217	Jenna Smith, ILL	2007-10
1,214	Lisa Leslie, USC*	1991-94
1,209	Brianna Jones, MD*	2014-17
1,206	Janel McCarville, MINN	2002-05
1,201	Theresa Huff, WIS	1980-83
1,183	Nia Coffey, NU	2014-17
1,168	Tina Thompson, USC*	1994-97
1,159	Monique Billings, UCLA*	2015-18
1,155	Paula McGee, USC*	1981-84
1,142	Aminah Williams, WASH*	2012-15
1,137	Natalie Williams, UCLA*	1991-94
1,135	Molly Tadich, MINN	1984-87
1,130	Liz Shimek, MSU	2003-06
1,115	Tracey Hall, OSU	1985-88
	Amanda Cahill, IND	2015-18
1,114	Emily Cady, NEB*	2012-15
1,112	Pallas Kunaiyi-Akpanah, NU	2016-19
1,110	Jordan Hooper, NEB*	2011-14
1,094	Jessica Davenport, OSU	2004-07
1,090	Whitney Thomas, IND	2006-09
1,079	Ae'Rianna Harris, PUR	2017-20
1,063	Naz Hillmon, MICH	2019-22
1,058	Kendall Bostic, MSU/ILL* 2021-present	
1,043	Karisma Penn, ILL	2010-13
1,040	Sabrina Ionescu, ORE*	2017-20
1,029	Laura Coenen, MINN	1982-85
1,026	Jeanae Terry, ILL/PUR*	2020-24
1,018	Lykendra Johnson, MSU	2009-12
1,016	Andrea Garner, PSU	1997-00
1,014	Cindy Dallas, ILL	1999-04
1,011	Taiye Bello, MINN	2017-20
1,003	Ebony Hoffman, USC*	2001-04
	Amber Hall, WASH*	1996-99

Prior to Big Ten women's athletics incorporation

1,413	Linda Roberts, MINN	1977-81
-------	---------------------	---------

1,310	Denise Curry, UCLA*	1978-81
1,024	Kim Jordan, OSU	1976-80

500 ASSISTS CLUB

1,144	Caitlin Clark, IOWA	2021-24
1,091	Sabrina Ionescu, ORE*	2016-20
901	Samantha Prahalis, OSU	2009-12
898	Samantha Logic, IOWA	2012-15
892	Nancy Kennelly, NU	1989-93
831	Jordin Canada, UCLA*	2015-18
826	Tina Nicholson, PSU	1993-96
791	Helen Darling, PSU	1997-00
788	Ashley Deary, NU	2014-17
776	Jess Strom, PSU	2002-05
767	Jeanae Terry, ILL/PUR*	2020-24
735	Rhonda Windham, USC*	1983, 85-87
706	Kathleen Doyle, IOWA	2017-20
699	Lindsey Moore, NEB*	2010-13
691	Maite Cazorla, ORE*	2015-19
687	Erica Gomez, UCLA*	1996, 98-00
657	Jaz Shelley, NEB*	2020-24
644	Elisa Pinzan, MD	2018-23
643	Jamie Lewis, OSU	1998-01
628	MaChelle Joseph, PUR	1989-92
626	Rachel Theriot, NEB	2013-16
612	Guiliana Mendiola, WASH*	2001-04
607	Lauri Landerholm, ORE*	1982-87
602	Nikki Blue, UCLA*	2003-06
593	Kenisha Bell, MINN*	2015-19
582	Taryn McCutcheon, MSU	2017-20
578	Stephanie White, PUR	1996-99
	Lindsay Whalen, MINN	2001-04
576	Cara Consuegra, IOWA	1998-01
575	Veronica Burton, NU	2019-22
574	Kristin Haynie, MSU	2002-05
	Tyra Buss, IND	2015-18
573	Grace Berger, IND	2019-23
568	Katie Benzan, MD*	2016-22
567	Alex Bentley, PSU	2010-13
562	Yvette Angel, OSU	1982-85
560	Brianne O'Rourke, PSU	2006-09
559	Leteia Hughley, WASH*	1982-85
554	Tamara Moore, WIS	1999-02
553	Siera Thompson, MICH	2014-17
550	Jill Estey, ILL	1989-93
546	Moiria Kennelly, NU	1990-94
545	Kelsey Mitchell, OSU	2015-18
544	Shayne Mullaney, MINN	2013-16
541	Amber DeWall, NU	1994-98
537	Anne Thorius, MICH	1998-01
533	Tisha Hill, IND	1988-92
	Ashley Owusu, MD/PSU*	2020-24
532	Darian White, NEB*	2020-24
528	Mary Hegarty, UCLA*	1981-84
526	Katie Douglas, PUR	1998-01
523	Kelsey Plum, WASH*	2014-17
522	Rachel Banham, MINN	2012-16
520	Makenna Marisa, PSU	2020-24
519	Brittany McCoy, MINN	2007-10
518	Kim Wilburn, OSU	2003-06
517	Lisa Jahner, PUR	1985-88
515	April Wilson, PUR	2013-16
507	Jenny Johnson, ILL	1984-88
502	Molly Davis, IOWA*	2020-24

Prior to Big Ten women's athletics incorporation

544	Ann Meyers, UCLA*	1975-78
-----	-------------------	---------

250 STEALS CLUB

462	Cheryl Miller, USC*	1983-86
429	Ashley Deary, NU	2014-17
413	Debbie Hunter, MINN*	1980-83
394	Veronica Burton, NU	2019-22
372	Stacey Thomas, MICH	1997-00
	Lisa Willis, UCLA*	2003-06
368	Lacey Simpson, ILL	2007-10
360	Samantha Logic, IOWA	2012-15
358	Kim Wilburn, OSU	2003-06
353	Tamara Moore, WIS	1999-02
351	FahKara Malone, PUR	2007-10
347	Jordin Canada, UCLA*	2015-18
346	Kristin Haynie, MSU	2002-05
342	Leteia Hughley, WASH*	1982-85
327	Keisha Anderson, WIS	1994-97
	Katie Douglas, PUR	1998-01
326	Yvette Angel, OSU	1982-85
325	Alex Bentley, PSU	2010-13
	Nikki Blue, UCLA*	2003-06
323	Joy Holmes, PUR	1988-91
321	Franthea Price, IOWA	1987-90
319	Nicole Cardaño-Hillary, IND	2018-22
314	Helen Darling, PSU	1997-00
313	Lindsay Wisdom-Hylton, PUR	2005-09
310	Jess Strom, PSU	2002-05
309	Tammy Story, USC*	1989-92
297	Kelly Komara, PUR	1999-02
296	Celeste Taylor, OSU*	2020-24
294	Janet Huff, WIS	1981-84
293	Tina Nicholson, PSU	1993-96
	Tyra Buss, IND	2015-18
291	Jenny Ryan, MICH	2010-13
290	Laura Coenen, MINN	1981-84
	Lauri Landerholm, ORE*	1982-87
289	Kelly Mazzante, PSU	2001-04
288	Michelle Greco, UCLA*	1999-03
283	Robin Threatt, WIS	1989-93
	Yvette Cole, WASH*	1986-89
281	Darian White, NEB*	2020-24
277	Stephanie White, PUR	1996-99
	Stephanie Visscher, MSU	2018-23
274	Nicole Anderson, UCLA*	1990-93
273	Averill Roberts, OSU	1990-93
	Janel McCarville, MINN	2002-05
267	Tanisha Wright, PSU	2002-05
266	Lori Gnatkowski, MICH	1980-84
264	Nirra Fields, UCLA*	2013-16
263	Tamara Moore, WIS	1998-01
262	Erika Valek, PUR	2001-04
	Markel Walker, UCLA*	2010-13
260	Faith Johnson, WIS	1981-85
	Samantha Logic, IOWA	2012-15
259	Tracey Hall, OSU	1985-88
	Kim Roberson, IND	2006-09
	Kalisha Keane, MSU	2008-11
258	Sandra VanEmbricqs, UCLA*	1987-90
256	Tawana Grimes, UCLA*	1995-98
	Cynthia Cooper, USC*	1982-84, 86
254	Jeanae Terry, ILL/PUR*	2020-24
252	Allison Curtin, ILL	1998-01
250	Jacy Sheldon, OSU	2020-24

Prior to Big Ten women's athletics incorporation

403	Ann Meyers, UCLA*	1975-78
349	Bev Smith, ORE*	1978-82

CAREER CLUBS

200 BLOCKS CLUB

503	Allyssa DeHaan, MSU	2007-10
425	Alison Lang, ORE	1980-84
402	Stefanie Kasperski, ORE	1986-90
384	Jessica Davenport, OSU	2004-07
380	Ae’Rianna Harris, PUR	2017-20
367	Trish Andrew, MICH	1990-93
357	Amy Jaeschke, NU	2008-11
352	Kate Cain, NEB	2018-21
321	Lisa Leslie, USC*	1991-94
320	Cheryl Miller, USC*	1983-86
293	Morgan Johnson, IOWA	2010-13
290	Ashley Adams, OSU	2011-14
	Alexa Hart, OSU	2015-18
281	Lindsay Wisdom-Hylton, PUR	2005-09
278	Bethany Doolittle, IOWA	2012-15
274	Alex Wittinger, ILL	2016-19
271	Karisma Penn, ILL	2010-13
269	Quacy Barnes, IND	1995-98
268	Kim Calhoun, PSU	1993-96
258	Mackenzie Holmes, IND	2020-24
240	Amanda Zahui B., MINN	2013-15
235	Tangela Smith, IOWA	1995-98
232	Megan Gustafson, IOWA	2016-19
228	Monique Billings, UCLA*	2015-18
222	Jenny Mowe, ORE*	1996-01
220	Stacey Lovelace, PUR	1993-96
215	Nikki Greene, PSU	2010-13
202	Hallie Thome, MICH	2016-19

Prior to Big Ten women’s athletics incorporation

241	Mary Sivak, OSU	1979-82
-----	-----------------	---------

Student-athletes on the above lists must have played at least two seasons since the official inception of Big Ten women’s basketball in 1981-82.

*Current student-athletes in **bold**.*

** - includes statistics prior to joining Big Ten*

ANNUAL STATISTICAL CHAMPIONS

INDIVIDUAL - CONFERENCE GAMES

SCORING

		GP	PTS	AVG
1982-83	Laura Coenen, MINN	15	366	24.4
1983-84	Anucha Browne, NU	17	334	19.6
1984-85	Anucha Browne, NU	18	529	29.4
1985-86	Jonelle Polk, ILL	18	395	21.9
1986-87	Karna Abram, IND	18	406	22.6
1987-88	Nikita Lowry, OSU	16	379	23.7
1988-89	Nikita Lowry, OSU	18	341	18.9
1989-90	Franthea Price, IOWA	18	356	19.8
1990-91	Michele Savage, NU	15	378	25.2
1991-92	MaChelle Joseph, PUR	18	411	22.8
1992-93	Carol Ann Shudlick, MINN	18	390	21.7
1993-94	Katie Smith, OSU	18	403	22.4
1994-95	Katie Smith, OSU	16	339	21.2
1995-96	Ashley Berggren, ILL	16	440	27.5
1996-97	Jannon Roland, PUR	16	326	20.4
1997-98	Stephanie White, PUR	16	339	21.2
1998-99	Amy Herrig, IOWA	16	339	21.2
1999-00	Katie Douglas, PUR	16	338	21.1
2000-01	Kelly Mazzante, PSU	16	315	19.7
2001-02	Kelly Mazzante, PSU	16	401	25.1
2002-03	Kelly Mazzante, PSU	16	356	22.2
2003-04	Shereka Wright, PUR	16	342	21.4
2004-05	Jessica Davenport, OSU	16	347	21.7
2005-06	Jessica Davenport, OSU	16	327	20.4
2006-07	Jolene Anderson, WIS	16	309	19.3
2007-08	Jolene Anderson, WIS	18	353	19.6
2008-09	Jantel Lavender, OSU	18	360	20.0
2009-10	Jantel Lavender, OSU	18	358	19.9
2010-11	Jori Davis, IND	16	336	21.0
2011-12	Samantha Prahalis, OSU	15	337	22.5
2012-13	Taylor Hill, OSU	15	334	22.3
2013-14	Rachel Banham, MINN	16	373	23.3
2014-15	Kelsey Mitchell, OSU	18	425	23.6
2015-16	Rachel Banham, MINN	18	549	30.5
2016-17	Kelsey Mitchell, OSU	16	387	24.2
2017-18	Megan Gustafson, IOWA	16	445	27.8
2018-19	Megan Gustafson, IOWA	18	511	28.4
2019-20	Kamaria McDaniel, PSU	18	374	20.8
2020-21	Caitlin Clark, IOWA	19	527	27.7
2021-22	Caitlin Clark, IOWA	18	525	29.2
2022-23	Caitlin Clark, IOWA	18	293	27.4
2023-24	Caitlin Clark, IOWA	18	599	33.3*

FIELD GOAL PERCENTAGE

		GP	FG	FGA	PCT
1982-83	Yvette Angel, OSU	18	118	209	.565
1983-84	Francine Lewis, OSU	18	103	169	.609
1984-85	Tracey Hall, OSU	18	104	177	.588
1985-86	Tracey Hall, OSU	18	109	186	.586
1986-87	Tracey Hall, OSU	18	131	206	.636
1987-88	Nikita Lowry, OSU	16	149	242	.616
1988-89	Lisa Cline, OSU	18	135	232	.582
1989-90	Michele Savage, NU	17	116	179	.648
1990-91	Michele Savage, NU	15	144	235	.613
1991-92	Michele Savage, NU	18	135	225	.600
1992-93	Nikki Keyton, OSU	18	108	185	.584
1993-94	Barb Franke, WIS	18	140	244	.574
1994-95	Angie Potthoff, PSU	14	97	176	.551
1995-96	Katrina Hannaford, NU	16	107	164	.652
1996-97	Tangela Smith, IOWA	16	82	140	.586
1997-98	Pollyanna Johns, MICH	15	95	154	.617
1998-99	Jessie Stomski, WIS	16	105	184	.571
1999-00	Becky Cummings, MSU	16	80	131	.611

2000-01	Camille Cooper, PUR	16	94	149	.631
2001-02	Iveta Marcauskaite, ILL	16	126	195	.646
2002-03	Janel McCarville, MINN	15	94	137	.686
2003-04	Jessica Davenport, OSU	16	78	126	.619
2004-05	Jessica Davenport, OSU	16	139	230	.604
2005-06	Jessica Davenport, OSU	16	131	198	.662
2006-07	Star Allen, OSU	16	84	121	.694
2007-08	Tamarah Riley, OSU	18	58	91	.637
2008-09	Jantel Lavender, OSU	18	146	266	.549
2009-10	Morgan Johnson, IOWA	18	65	128	.508
2010-11	Karisma Penn, ILL	16	116	223	.520
2011-12	Ashley Adams, OSU	16	54	95	.568
2012-13	Cassie Rochel, WIS	16	54	99	.545
2013-14	Michala Johnson, WIS	16	113	199	.568
2014-15	Brionna Jones, MD	18	100	167	.599
2015-16	Alexa Hart, OSU	18	104	153	.680
2016-17	Brionna Jones, MD	16	130	184	.707*
2017-18	Megan Gustafson, IOWA	16	165	255	.647
2018-19	Megan Gustafson, IOWA	18	211	307	.687
2019-20	Monika Czinano, IOWA	17	124	181	.685
2020-21	Monika Czinano, IOWA	19	150	232	.647
2021-22	Monika Czinano, IOWA	18	168	246	.683
2022-23	Monika Czinano, IOWA	18	135	192	.703
2023-24	Mackenzie Holmes, IND	18	166	242	.686

FREE THROW PERCENTAGE

		GP	FT	FTA	PCT
1982-83	Brenda Jezowski, MSU	18	62	69	.899
1983-84	Mary Dressen, MINN	18	57	69	.826
1984-85	Kris Emerson, MSU	17	89	112	.795
1985-86	Lorea Feldman, MICH	18	48	52	.923
1986-87	Cindy Bumgarner, IND	18	57	68	.838
1987-88	Tracey Hall, OSU	18	64	76	.842
1988-89	Eileen Shea, MSU	18	50	57	.877
1989-90	Nicole Sanchez, OSU	18	76	87	.874
1990-91	Mandy Cunningham, ILL	18	49	59	.831
1991-92	MaChelle Joseph, PUR	18	99	112	.884
1992-93	Lisa Furlin, IND	18	58	65	.892
1993-94	Helen Holloway, PSU	18	47	54	.870
1994-95	Katie Smith, OSU	16	96	116	.828
1995-96	Katie Smith, OSU	16	99	113	.876
1996-97	Michele Ratay, NU	16	81	91	.890
1997-98	Kristi Green, IND	16	60	67	.896
1998-99	Amy Herrig, IOWA	16	90	105	.857
1999-00	Anne Thorius, MICH	15	47	53	.887
2000-01	Anne Thorius, MICH	14	37	39	.949
2001-02	Stephanie Gandy, MICH	15	44	51	.863
2002-03	Jess Strom, PSU	16	38	43	.884
2003-04	Cyndi Valentin, IND	16	42	43	.977*
2004-05	Kelly Roysland, MINN	16	33	35	.943
2005-06	Adrienne Squire, PSU	16	34	37	.919
2006-07	Wendy Ausdemore, IOWA	16	39	40	.975
2007-08	Marscilla Packer, OSU	18	44	49	.898
2008-09	Kristin Cartwright, NU	18	47	49	.959
2009-10	Jenna Smith, ILL	18	65	74	.878
2010-11	Julia Trogele, PSU	16	37	42	.881
2011-12	Aulani Sinclair, IND	16	33	34	.971
2012-13	Jaime Printy, IOWA	16	53	57	.930
2013-14	Maggie Lucas, PSU	16	89	94	.947
2014-15	Shayne Mullaney, MINN	18	39	44	.886
2015-16	Siera Thompson, MICH	18	38	42	.905
2016-17	Tori Jankoska, MSU	16	64	69	.928
2017-18	Katelynn Flaherty, MICH	16	65	73	.890
2018-19	Brenna Wise, IND	18	61	65	.938
2019-20	Jasmine Brunson, MINN	16	42	48	.875

ANNUAL STATISTICAL CHAMPIONS

INDIVIDUAL - CONFERENCE GAMES

2020-21	Arella Guirantes, RU	13	64	70	.914
2021-22	Sara Scalia, MINN	18	58	64	.906
2022-23	Matilda Ekh, MSU	18	43	45	.956
2023-24	Jaz Shelley, NEB	18	54	59	.915

THREE-POINT FIELD GOALS MADE

		GP	NO.	AVG
1987-88	Lea Blackwell, MINN	17	18	1.06
	Lisa Bonnell, WIS	18	18	1.00
1988-89	Trish Fitzgerald, IND	17	40	2.35
1989-90	Eileen Shea, MSU	18	36	2.00
1990-91	Mandy Cunningham, ILL	18	38	2.11
1991-92	Moira Kennelly, NU	18	37	2.06
1992-93	Tanya Place, MSU	18	48	2.67
1993-94	Moira Kennelly, NU	18	44	2.44
1994-95	Shannon Loeblein, MINN	16	46	2.88
1995-96	Katie Smith, OSU	16	43	2.69
1996-97	Marcie Alberts, OSU	16	47	2.94
1997-98	Katie Voigt, WIS	16	43	2.69
1998-99	Maxann Reese, MSU	16	45	2.81
1999-00	Lindsey Meder, IOWA	16	37	2.31
2000-01	Lindsey Meder, IOWA	16	39	2.44
	Kelly Mazzante, PSU	16	39	2.44
2001-02	Kelly Mazzante, PSU	16	53	3.31
2002-03	Caity Matter, OSU	16	60	3.75
2003-04	Kelly Mazzante, PSU	16	45	2.81
2004-05	Lindsay Bowen, MSU	16	37	2.31
2005-06	Marscilla Packer, OSU	16	46	2.88
2006-07	Lori Bjork, ILL	16	48	3.00
2007-08	Lori Bjork, ILL	18	43	2.39
2008-09	Kristi Smith, IOWA	18	44	2.44
2009-10	Kamille Wahlin, IOWA	17	44	2.59
2010-11	Maggie Lucas, PSU	16	53	3.31
2011-12	Taylor Hill, OSU	16	43	2.69
2012-13	Kate Thompson, MICH	16	52	3.25
2013-14	Courtney Moses, PUR	16	45	2.81
2014-15	Kelsey Mitchell, OSU	18	69	3.83
2015-16	Rachel Banham, MINN	18	75	4.16
2016-17	Tori Jankoska, MSU	16	68	4.25
2017-18	Katelynn Flaherty, MICH	16	65	4.06
2018-19	Taylor Mikesell, MD	18	51	2.83
2019-20	Abi Scheid, NU	18	45	2.50
2020-21	Caitlin Clark, IOWA	19	80	4.21
2021-22	Sara Scalia, MINN	18	64	3.56
	Taylor Mikesell, OSU	18	64	3.56
2022-23	Caitlin Clark, IOWA	18	65	3.61
2023-24	Caitlin Clark, IOWA	18	106	5.88*

THREE-POINT FIELD GOAL PERCENTAGE

		GP	3FG	3FGA	PCT
1987-88	Lea Blackwell, MINN	17	18	49	.367
1988-89	Jodi Olson, MINN	18	25	51	.490
1989-90	Carol Madsen, PUR	18	30	65	.462
1990-91	Cheryl Perozek, OSU	18	34	87	.391
1991-92	Kellie Cook, NU	18	31	67	.463
1992-93	Kellie Cook, NU	18	20	41	.488
1993-94	Jennifer Kiefer, MICH	18	32	66	.485
1994-95	Marcie Alberts, OSU	16	30	67	.448
1995-96	Tina Nicholson, PSU	16	33	73	.452
1996-97	Kristina Divjak, NU	16	45	102	.441
1997-98	Megan Chawansky, NU	16	26	60	.433
1998-99	Lisa Shepherd, PSU	16	40	78	.513
1999-00	Lisa Shepherd, PSU	16	32	67	.478
2000-01	Jessica Brungo, PSU	16	19	39	.487
2001-02	Lindsey Meder, IOWA	16	46	107	.430

2002-03	Corrin Von Wald, MINN	16	33	52	.635*
2003-04	Alex Mueller, NU	16	34	79	.430
2004-05	Caity Matter, OSU	16	37	78	.474
2005-06	Kelly Roysland, MINN	16	21	41	.512
2006-07	Kristi Smith, IOWA	16	32	54	.593
2007-08	Katie Ohm, MINN	18	42	91	.462
2008-09	Jodi Howell, PUR	18	34	70	.486
2009-10	Carmen Reynolds, MICH	18	45	104	.433
2010-11	Kate Thompson, MICH	16	25	52	.481
2011-12	Rachel Banham, MINN	16	31	63	.492
2012-13	Melissa Dixon, IOWA	16	46	107	.430
	Maggie Lucas, PSU	16	46	107	.430
2013-14	Rachel Theriot, NEB	16	25	50	.500
2014-15	Nicole Bauman, WIS	18	61	120	.508
2015-16	Shatori Walker-Kimbrough, MD	18	43	77	.558
2016-17	Petra Holešínková, ILL	16	36	79	.456
2017-18	Katelynn Flaherty, MICH	16	65	143	.455
2018-19	Taylor Mikesell, MD	18	51	116	.440
2019-20	Abi Scheid, NU	18	45	88	.511
2020-21	Katie Benzan, MD	18	60	120	.500
2021-22	Maddie Nolan, MICH	17	43	95	.453
2022-23	Avery LaBarbera, WIS	18	39	88	.443
2023-24	Sara Scalia, IND	18	57	141	.404

REBOUNDS

		GP	REB	AVG
1982-83	Denise Jackson, IND	18	233	12.9
1983-84	Anucha Browne, NU	17	191	11.2
1984-85	Laura Coenen, MINN	18	203	11.3
1985-86	Molly Tadich, MINN	18	199	11.1
1986-87	Tracey Hall, OSU	18	192	10.7
1987-88	Rosie Carlton, IND	18	152	8.4
	Tracey Hall, OSU	18	152	8.4
	Nikita Lowry, OSU	16	134	8.4
1988-89	Shanda Berry, IOWA	16	149	9.3
1989-90	Michele Savage, NU	17	151	8.9
1990-91	Joy Holmes, PUR	18	186	10.3
1991-92	Trish Andrew, MICH	18	167	9.3
1992-93	Trish Andrew, MICH	18	187	10.4
1993-94	Patricia Babcock, NU	18	207	11.5
1994-95	Kris Dupps, ILL	16	157	9.8
1995-96	Ashley Berggren, ILL	16	174	10.9
1996-97	Angie Iverson, MINN	16	186	9.6
1997-98	Pollyanna Johns, MICH	15	144	9.6
1998-99	Amy Herrig, IOWA	16	190	11.9
1999-00	Kristen Rasmussen, MSU	16	162	10.1
2000-01	Randi Peterson, IOWA	16	150	9.4
2001-02	Cindy Dallas, ILL	16	148	9.2
2002-03	Cindy Dallas, ILL	16	152	9.5
2003-04	Cindy Dallas, ILL	16	177	11.1
2004-05	Janel McCarville, MINN	16	170	10.6
2005-06	Liz Shimek, MSU	16	136	8.5
2006-07	Amanda Brown, PSU	16	175	10.9
2007-08	Jantel Lavender, OSU	18	175	9.7
2008-09	Jantel Lavender, OSU	18	179	9.9
2009-10	Kachine Alexander, IOWA	17	188	11.1
2010-11	Jantel Lavender, OSU	16	182	11.4
2011-12	Jordan Hooper, NEB	16	153	9.6
2012-13	Sam Ostarello, PUR	16	174	10.9
2013-14	Amanda Zahui B., MINN	16	184	11.5
2014-15	Amanda Zahui B., MINN	18	256	14.2*
2015-16	Brianna Jones, MD	18	187	10.4
2016-17	Brianna Jones, MD	16	183	11.4
2017-18	Pallas Kunaiyi-Akpanah, NU	16	212	13.3
2018-19	Megan Gustafson, IOWA	18	248	13.8

ANNUAL STATISTICAL CHAMPIONS

INDIVIDUAL - CONFERENCE GAMES

2019-20	Dorka Juhász, OSU	17	164	9.6
2020-21	Naz Hillmon, MICH	13	158	12.2
2021-22	Kendall Bostic, ILL	14	157	11.2
2022-23	Alexis Markowski, NEB	18	185	10.3
2023-24	Serah Williams, WIS	17	213	12.5

ASSISTS

		GP	NO.	AVG
1982-83	Debbie Hunter, MINN	18	111	6.16
1983-84	Michele Vossen, ILL	18	111	6.16
1984-85	Tracey Krick, IND	18	119	6.61
1985-86	Anne Marie McNamee, NU	18	104	5.78
1986-87	Anne Marie McNamee, NU	16	86	5.37
1987-88	Lisa Jahner, PUR	18	119	6.61
1988-89	Nancy Kennelly, NU	18	110	6.11
1989-90	Nancy Kennelly, NU	18	135	7.50
1990-91	Nancy Kennelly, NU	18	147	8.17
1991-92	Moira Kennelly, NU	18	129	7.17
1992-93	Nancy Kennelly, NU	18	155	8.61
1993-94	Tina Nicholson, PSU	18	120	6.67
1994-95	Tina Nicholson, PSU	16	113	7.06
1995-96	Tina Nicholson, PSU	16	138	8.63
1996-97	Tamika Matlock, MSU	16	132	8.25
1997-98	Amber DeWall, NU	15	108	7.20
1998-99	Helen Darling, PSU	16	137	8.56
1999-00	Helen Darling, PSU	16	108	6.75
2000-01	Cara Consuegra, IOWA	16	116	7.25
2001-02	Lindsay Whalen, MINN	16	97	6.06
2002-03	Jess Strom, PSU	16	101	6.31
2003-04	Jess Strom, PSU	16	86	5.38
2004-05	Kristin Haynie, MSU	16	89	5.56
2005-06	Brianne O'Rourke, PSU	16	72	4.50
2006-07	Rae Lin D'Alie, WIS	16	80	5.00
2007-08	Brianne O'Rourke, PSU	18	89	4.94
2008-09	Samantha Prahalis, OSU	18	99	5.50
2009-10	Samantha Prahalis, OSU	18	130	7.22
2010-11	Samantha Prahalis, OSU	16	95	5.93
2011-12	Samantha Prahalis, OSU	15	89	5.93
2012-13	Samantha Logic, IOWA	16	102	6.38
2013-14	Samantha Logic, IOWA	16	128	8.00
2014-15	Samantha Logic, IOWA	18	162	9.00
2015-16	Rachel Theriot, NEB	14	105	7.50
2016-17	Destiny Slocum, MD	15	112	7.47
2017-18	Kathleen Doyle, IOWA	16	120	7.50
2018-19	Kathleen Doyle, IOWA	18	114	6.33
2019-20	Kathleen Doyle, IOWA	18	114	6.33
2020-21	Caitlin Clark, IOWA	19	125	6.58
2021-22	Caitlin Clark, IOWA	18	169	9.39*
2022-23	Caitlin Clark, IOWA	18	164	9.11
2023-24	Caitlin Clark, IOWA	18	169	9.39*

STEALS

		GP	NO.	AVG
1982-83	Debbie Hunter, MINN	18	71	3.9
1983-84	Yvette Angel, OSU	18	54	3.0
	Janet Huff, WIS	17	51	3.0
1984-85	Yvette Angel, OSU	18	68	3.8
1985-86	Lynn Kennedy, IOWA	18	43	2.4
	Toni Roesch, OSU	16	38	2.4
1986-87	Angie McClellen, ILL	18	49	2.7
1987-88	Nikita Lowry, OSU	16	49	3.1
1988-89	Franthea Price, IOWA	18	59	3.3
1989-90	Joy Holmes, PUR	18	58	3.2
1990-91	Joy Holmes, PUR	18	58	3.2
1991-92	Marline Ferguson, MSU	16	56	3.5

1992-93	Laurie Aaron, IOWA	18	57	3.2
1993-94	Tina Nicholson, PSU	18	51	2.8
1994-95	Keisha Anderson, WIS	16	60	3.8
1995-96	Keisha Anderson, WIS	16	76	4.8*
1996-97	Stacey Thomas, MICH	16	52	3.3
1997-98	Stacey Thomas, MICH	16	46	2.9
1998-99	Stacey Thomas, MICH	16	59	3.7
1999-00	Stacey Thomas, MICH	16	53	3.3
2000-01	Allison Curtin, ILL	16	53	3.3
2001-02	Kelly Komara, PUR	16	62	3.9
2002-03	Kim Wilburn, OSU	16	56	3.5
2003-04	Jess Strom, PSU	16	49	3.1
	Kim Wilburn, OSU	16	49	3.1
2004-05	Jess Strom, PSU	15	50	3.3
2005-06	Lindsay Wisdom-Hylton, PUR	16	41	2.6
	Crystal Smith, IOWA	16	41	2.6
2006-07	FahKara Malone, PUR	16	47	2.9
2007-08	Shavelle Little, OSU	16	49	3.1
2008-09	Lacey Simpson, ILL	18	52	2.9
2009-10	Lacey Simpson, ILL	18	65	3.6
2010-11	Kalisha Keane, MSU	16	41	2.6
2011-12	Alex Bentley, PSU	16	49	3.1
2012-13	Karisma Penn, ILL	16	57	3.6
2013-14	Samantha Logic, IOWA	16	48	3.0
2014-15	Syessence Davis, RU	18	69	3.8
2015-16	Ashley Deary, NU	18	70	3.9
2016-17	Ashley Deary, NU	16	53	3.3
2017-18	Kenisha Bell, MINN	16	50	3.1
2018-19	Ciani Cryor, RU	15	42	2.8
2019-20	Veronica Burton, NU	18	60	3.3
2020-21	Veronica Burton, NU	18	74	4.1
2021-22	Veronica Burton, NU	16	71	4.4
2022-23	Leilani Kapunis, PSU	18	56	3.1
2023-24	Leilani Kapunis, PSU	18	42	2.3
	Jeanae Terry, PUR	18	42	2.3

BLOCKED SHOTS

		GP	NO.	AVG
1982-83	Michelle Lowman, WIS	18	50	2.8
1983-84	Molly Tadich, MINN	18	40	2.2
1984-85	Molly Tadich, MINN	17	43	2.5
1985-86	Molly Tadich, MINN	18	34	1.9
1986-87	Christa LaCroix, PUR	18	36	2.0
1987-88	Lisa Reynolds, MICH	18	28	1.5
1988-89	Janetta Johnson, WIS	18	70	3.9
1989-90	Trish Andrew, MICH	18	40	2.2
1990-91	Trish Andrew, MICH	18	46	2.6
1991-92	Trish Andrew, MICH	18	96	5.1*
1992-93	Trish Andrew, MICH	18	48	2.7
1993-94	Kim Calhoun, PSU	18	41	2.2
1994-95	Kim Calhoun, PSU	15	44	2.9
1995-96	Kim Calhoun, PSU	16	46	2.9
1996-97	Quacy Barnes, IND	16	51	3.2
1997-98	Tangela Smith, IOWA	16	39	2.4
1998-99	Kristen Rasmussen, MSU	16	35	2.2
1999-00	Andrea Garner, PSU	16	34	2.1
2000-01	Jill Chapman, IND	16	30	1.9
2001-02	Jill Chapman, IND	16	37	2.3
	Sarah Kwasinski, NU	16	37	2.3
2002-03	Lello Gebisa, WIS	16	34	2.1
2003-04	Jessica Davenport, OSU	16	47	2.9
2004-05	Jessica Davenport, OSU	16	60	3.7
2005-06	Jessica Davenport, OSU	16	56	3.5
2006-07	Allyssa DeHaan, MSU	16	69	4.3
2007-08	Allyssa DeHaan, MSU	18	58	3.2

ANNUAL STATISTICAL CHAMPIONS

INDIVIDUAL - CONFERENCE GAMES

2008-09	Amy Jaeschke, NU	18	60	3.3
2009-10	Allyssa DeHaan, MSU	18	55	3.1
2010-11	Amy Jaeschke, NU	16	44	2.8
2011-12	Ashley Adams, OSU	16	53	3.3
2012-13	Cassie Rochel, WIS	16	41	2.6
2013-14	Bethany Doolittle, IOWA	16	55	3.4
2014-15	Amanda Zahui B., MINN	18	71	3.9
2015-16	Rachel Hollivay, RU	18	69	3.8
2016-17	Alex Wittinger, ILL	16	39	2.4
2017-18	Ae'Rianna Harris, PUR	16	47	2.9
2018-19	Ae'Rianna Harris, PUR	18	59	3.3
2019-20	Kate Cain, NEB	18	65	3.6
2020-21	Kate Cain, NEB	19	58	3.1
2021-22	Angel Reese, MD	17	23	1.4
2022-23	Mackenzie Homes, IND	18	39	2.2
2023-24	Serah Williams, WIS	17	46	2.7

* - Big Ten record

ANNUAL STATISTICAL CHAMPIONS

TEAM - CONFERENCE GAMES

SCORING

		G	PTS	AVG
1982-83	Minnesota	18	1440	80.0
1983-84	Ohio State	18	1450	80.6
1984-85	Ohio State	18	1417	78.7
1985-86	Ohio State	18	1410	78.3
1986-87	Ohio State	18	1389	77.2
1987-88	Iowa	18	1394	77.4
1988-89	Ohio State	18	1399	77.7
1989-90	Purdue	18	1395	77.5
1990-91	Purdue	18	1527	84.8
1991-92	Purdue	18	1415	78.6
1992-93	Penn State	18	1494	83.0
1993-94	Penn State	18	1471	81.7
1994-95	Penn State	16	1203	75.2
1995-96	Ohio State	16	1281	80.1
1996-97	Illinois	16	1330	83.1
1997-98	Illinois	16	1234	77.1
1998-99	Illinois	16	1311	81.9
1999-00	Illinois	16	1207	75.4
2000-01	Penn State	16	1234	77.1
2001-02	Minnesota	16	1242	77.6
2002-03	Penn State	16	1193	74.6
2003-04	Iowa	16	1186	74.1
2004-05	Michigan State	16	1111	69.4
2005-06	Iowa	16	1145	71.6
2006-07	Ohio State	16	1135	70.9
2007-08	Wisconsin	18	1282	71.2
2008-09	Iowa	18	1256	69.8
2009-10	Ohio State	18	1311	72.8
2010-11	Ohio State	16	1159	72.4
2011-12	Penn State	16	1196	74.8
2012-13	Penn State	16	1191	74.4
2013-14	Iowa	16	1208	75.5
2014-15	Ohio State	18	1447	80.4
2015-16	Ohio State	18	1606	89.2
2016-17	Maryland	16	1435	89.7
2017-18	Minnesota	16	1324	82.8
2018-19	Iowa	18	1390	77.2
2019-20	Maryland	18	1458	81.0
2020-21	Maryland	18	1607	89.3
2021-22	Iowa	18	1584	88.0
2022-23	Iowa	18	1605	89.2
2023-24	Iowa	18	1690	93.9*

SCORING DEFENSE

		G	PTS	AVG
1982-83	Ohio State	18	1133	62.9
1983-84	Record not kept			
1984-85	Iowa	18	984	54.7
1985-86	Iowa	18	999	55.5
1986-87	Iowa	18	991	55.1
1987-88	Iowa	18	942	52.3
1988-89	Iowa	18	1055	58.6
1989-90	Iowa	18	974	54.1
1990-91	Iowa	18	1077	59.8
1991-92	Iowa	18	1036	57.6
1992-93	Iowa	18	980	54.4
1993-94	Purdue	18	1027	57.1
1994-95	Purdue	16	906	56.6
1995-96	Iowa	16	928	58.0
1996-97	Purdue	16	949	59.3
1997-98	Iowa	16	1038	64.9
1998-99	Purdue	16	967	60.4
1999-00	Penn State	16	862	53.9

2000-01	Purdue	16	957	59.8
2001-02	Purdue	16	1024	64.0
2002-03	Ohio State	16	920	57.5
2003-04	Purdue	16	888	55.5
2004-05	Ohio State	16	870	54.4
2005-06	Ohio State	16	861	53.8
2006-07	Purdue	16	821	51.3*
2007-08	Illinois	18	1040	57.8
	Michigan	18	1040	57.8
2008-09	Purdue	18	963	53.5
2009-10	Michigan State	18	1035	57.5
2010-11	Michigan State	16	911	56.9
2011-12	Michigan State	16	969	60.6
2012-13	Nebraska	16	911	56.9
2013-14	Michigan State	16	997	62.3
2014-15	Rutgers	18	1121	62.3
2015-16	Rutgers	18	1149	63.8
2016-17	Purdue	16	991	61.9
2017-18	Rutgers	16	1009	63.1
2018-19	Northwestern	18	1096	60.9
	Rutgers	18	1096	60.9
2019-20	Maryland	18	1075	59.7
2020-21	Rutgers	13	801	61.6
2021-22	Rutgers	17	1100	64.7
2022-23	Indiana	18	1154	64.1
2023-24	Ohio State	18	1190	66.1

FIELD GOAL PERCENTAGE

		FGM	FGA	PCT
1982-83	Ohio State	570	1144	.498
1983-84	Ohio State	579	1160	.500
1984-85	Ohio State	586	1125	.521
1985-86	Ohio State	552	1082	.510
1986-87	Ohio State	546	1055	.518
1987-88	Ohio State	541	1041	.520
1988-89	Ohio State	550	1082	.508
1989-90	Purdue	535	1077	.497
1990-91	Northwestern	549	1099	.500
1991-92	Northwestern	489	1018	.480
1992-93	Northwestern	516	1024	.504
1993-94	Purdue	521	1127	.462
1994-95	Northwestern	390	831	.469
1995-96	Northwestern	449	946	.475
1996-97	Iowa	439	918	.478
1997-98	Iowa	446	924	.483
1998-99	Purdue	442	937	.472
1999-00	Michigan State	420	921	.456
2000-01	Wisconsin	453	926	.489
2001-02	Illinois	480	1000	.480
2002-03	Minnesota	439	898	.489
2003-04	Ohio State	406	827	.491
2004-05	Ohio State	431	864	.499
2005-06	Ohio State	441	866	.509
2006-07	Ohio State	418	827	.505
2007-08	Ohio State	498	1050	.474
2008-09	Ohio State	435	999	.435
2009-10	Ohio State	457	1061	.431
2010-11	Ohio State	412	942	.437
2011-12	Ohio State	436	946	.461
2012-13	Penn State	439	1010	.435
2013-14	Iowa	441	929	.475
2014-15	Maryland	526	1129	.466
2015-16	Maryland	579	1169	.495
2016-17	Maryland	540	1079	.500
2017-18	Michigan	446	946	.471

ANNUAL STATISTICAL CHAMPIONS

TEAM - CONFERENCE GAMES

2018-19	Iowa	544	1048	.519
2019-20	Iowa	517	1034	.500
2020-21	Iowa	603	1160	.520
2021-22	Iowa	578	1106	.523
2022-23	Iowa	587	1113	.527*
2023-24	Indiana	518	1001	.517

1998-99	Indiana	16	96	6.0
1999-00	Indiana	16	79	4.9
2000-01	Iowa	16	93	5.8
	Penn State	16	93	5.8
2001-02	Iowa	16	109	6.8
2002-03	Penn State	16	108	6.8
2003-04	Northwestern	16	99	6.2
2004-05	Michigan	16	89	5.6
2005-06	Minnesota	16	104	6.5
2006-07	Indiana	16	97	6.1
2007-08	Iowa	18	116	6.4
2008-09	Iowa	18	123	6.8
2009-10	Iowa	18	139	7.7
2010-11	Michigan	16	129	8.1
2011-12	Nebraska	16	108	6.8
	Iowa	16	108	6.8
2012-13	Nebraska	16	104	6.5
2013-14	Indiana	16	131	8.2
2014-15	Ohio State	18	150	8.3
2015-16	Minnesota	18	169	9.4
2016-17	Michigan State	16	136	8.5
2017-18	Minnesota	16	141	8.8
2018-19	Nebraska	18	134	7.4
2019-20	Ohio State	18	144	8.0
2020-21	Iowa	19	194	10.2
2021-22	Ohio State	18	152	8.4
2022-23	Iowa	18	162	9.0
2023-24	Iowa	18	221	12.28*

FIELD GOAL PERCENTAGE DEFENSE

		FGM	FGA	PCT
1982-83	Ohio State	437	1152	.379
1983-84	Wisconsin	442	1065	.415
1984-85	Iowa	384	989	.388
1985-86	Iowa	386	907	.425
1986-87	Ohio State	437	1106	.395
1987-88	Iowa	360	955	.377
1988-89	Purdue	433	1062	.408
1989-90	Iowa	363	906	.401
1990-91	Purdue	416	1171	.355
1991-92	Iowa	365	943	.387
1992-93	Iowa	390	1003	.389
1993-94	Purdue	373	996	.374
1994-95	Purdue	334	912	.366
1995-96	Purdue	366	986	.371
1996-97	Iowa	341	848	.402
1997-98	Illinois	364	945	.385
1998-99	Ohio State	372	916	.406
1999-00	Penn State	339	949	.357
2000-01	Purdue	347	892	.389
2001-02	Penn State	370	895	.413
2002-03	Michigan State	347	857	.405
2003-04	Penn State	310	825	.376
2004-05	Penn State	330	894	.369
2005-06	Ohio State	338	900	.376
2006-07	Purdue	325	919	.354
2007-08	Michigan	398	1038	.383
2008-09	Michigan State	343	973	.353
2009-10	Michigan State	350	997	.351
2010-11	Purdue	348	917	.379
2011-12	Iowa	363	988	.367
2012-13	Northwestern	325	935	.348*
2013-14	Michigan State	368	954	.386
2014-15	Ohio State	467	1210	.386
2015-16	Rutgers	417	1037	.402
2016-17	Northwestern	374	968	.386
2017-18	Nebraska	370	961	.385
2018-19	Maryland	426	1090	.391
2019-20	Rutgers	353	925	.382
2020-21	Indiana	419	1077	.389
2021-22	Michigan	404	1006	.402
2022-23	Iowa	475	1178	.403
2023-24	Iowa	504	1199	.420

THREE-POINT FIELD GOALS MADE

		G	NO.	AVG
1987-88	Wisconsin	18	38	2.1
1988-89	Indiana	18	62	3.4
1989-90	Wisconsin	18	64	3.6
1990-91	Wisconsin	18	94	5.2
1991-92	Indiana	18	105	5.8
1992-93	Wisconsin	18	88	4.9
1993-94	Ohio State	18	104	5.8
1994-95	Ohio State	16	95	5.9
1995-96	Northwestern	16	80	5.0
1996-97	Northwestern	16	105	6.6
1997-98	Indiana	16	107	6.7

THREE-POINT FIELD GOAL PERCENTAGE

		3FGM	3FGA	PCT
1987-88	Northwestern	23	30	.400
1988-89	Minnesota	54	135	.400
1989-90	Ohio State	18	45	.400
1990-91	Ohio State	46	115	.400
1991-92	Northwestern	88	204	.431
1992-93	Northwestern	83	208	.399
1993-94	Michigan	91	240	.379
1994-95	Minnesota	70	181	.387
1995-96	Purdue	50	190	.263
1996-97	Northwestern	105	261	.402
1997-98	Wisconsin	61	157	.389
1998-99	Penn State	79	193	.409
1999-00	Penn State	77	204	.377
2000-01	Indiana	88	230	.383
2001-02	Iowa	109	299	.365
2002-03	Michigan State	84	207	.406
2003-04	Michigan State	86	239	.360
2004-05	Michigan State	82	203	.404
2005-06	Ohio State	85	201	.423
2006-07	Iowa	95	206	.461*
2007-08	Minnesota	68	167	.407
2008-09	Iowa	123	316	.389
2009-10	Ohio State	122	305	.400
2010-11	Penn State	94	228	.412
2011-12	Minnesota	56	140	.400
2012-13	Penn State	77	196	.393
2013-14	Nebraska	126	324	.389
2014-15	Wisconsin	130	332	.392
2015-16	Maryland	122	285	.428
2016-17	Ohio State	134	348	.385
2017-18	Michigan	118	264	.447
2018-19	Maryland	107	277	.386
2019-20	Northwestern	105	283	.371
2020-21	Iowa	194	453	.428

ANNUAL STATISTICAL CHAMPIONS

TEAM - CONFERENCE GAMES

2021-22	Minnesota	145	372	.390
2022-23	Iowa	162	423	.383
2023-24	Indiana	151	361	.418

FREE THROW PERCENTAGE

		FT	FTA	PCT
1982-83	Illinois	285	372	.766
1983-84	Michigan State	216	299	.722
1984-85	Michigan State	225	302	.745
1985-86	Michigan	202	260	.777
1986-87	Northwestern	201	261	.770
1987-88	Ohio State	304	416	.731
1988-89	Northwestern	237	320	.741
1989-90	Northwestern	291	410	.710
1990-91	Illinois	289	377	.767
1991-92	Purdue	305	433	.704
1992-93	Penn State	286	379	.755
1993-94	Penn State	297	399	.744
2000-01	Michigan	256	336	.762
1994-95	Penn State	211	300	.703
1995-96	Indiana	224	307	.730
1996-97	Northwestern	549	734	.748
1997-98	Indiana	282	363	.777
1998-99	Michigan	193	262	.737
1999-00	Michigan	257	342	.751
2000-01	Michigan	256	336	.762
2001-02	Penn State	230	294	.782
2002-03	Michigan State	194	240	.808
2003-04	Iowa	228	289	.789
2004-05	Penn State	268	347	.772
2005-06	Iowa	251	318	.789
2006-07	Michigan State	190	239	.795
2007-08	Illinois	203	261	.778
2008-09	Iowa	259	325	.797
2009-10	Northwestern	222	287	.774
2010-11	Purdue	222	279	.796
2011-12	Purdue	258	335	.770
2012-13	Minnesota	220	283	.777
2013-14	Nebraska	196	249	.787
2014-15	Indiana	229	300	.763
2015-16	Minnesota	244	313	.780
2016-17	Illinois	131	168	.780
2017-18	Michigan	217	270	.804
2018-19	Illinois	169	224	.754
2019-20	Penn State	216	283	.763
2020-21	Iowa	238	301	.791
2021-22	Iowa	287	337	.852*
2022-23	Purdue	189	233	.811
2023-24	Illinois	230	270	.852*

REBOUNDING MARGIN

		TEAM	OPP	MARGIN
1982-83	Northwestern	46.5	38.5	+8.0
1983-84	Indiana	41.6	37.4	+4.2
1984-85	Ohio State	36.6	30.4	+6.2
1985-86	Ohio State	38.9	32.2	+6.7
1986-87	Iowa	36.5	32.2	+4.3
1987-88	Iowa	37.5	33.6	+3.9
1988-89	Iowa	38.2	33.8	+4.4
1989-90	Ohio State	42.2	35.5	+6.7
1990-91	Purdue	47.3	37.9	+9.4
1991-92	Purdue	41.2	36.0	+5.2
1992-93	Iowa	40.2	33.8	+6.4
1993-94	Purdue	43.2	32.9	+10.3
1994-95	Purdue	41.4	33.9	+7.5

1995-96	Iowa	41.3	35.9	+5.4
1996-97	Iowa	37.3	30.8	+6.5
1997-98	Illinois	40.9	37.3	+3.6
1998-99	Penn State	41.7	36.6	+5.1
1999-00	Michigan	39.6	35.3	+4.3
2000-01	Iowa	39.1	34.4	+4.7
2001-02	Illinois	36.8	34.2	+2.6
2002-03	Michigan State	34.4	29.9	+4.5
2003-04	Wisconsin	37.9	34.1	+3.8
2004-05	Michigan State	39.5	30.3	+9.2
2005-06	Michigan State	38.4	33.2	+5.2
2006-07	Illinois	39.2	33.9	+5.3
2007-08	Iowa	37.7	33.3	+4.4
2008-09	Michigan State	39.6	33.6	+6.0
2009-10	Ohio State	39.4	35.8	+3.6
2010-11	Michigan State	39.3	30.3	+9.1
2011-12	Penn State	43.6	37.4	+6.1
2012-13	Michigan State	39.4	33.1	+6.3
2013-14	Penn State	44.1	35.5	+8.6
2014-15	Maryland	43.6	32.3	+11.2
2015-16	Maryland	43.4	30.3	+13.2
2016-17	Maryland	45.9	30.8	+15.1*
2017-18	Michigan	38.8	29.9	+8.9
2018-19	Minnesota	38.8	33.7	+5.2
2019-20	Maryland	41.3	32.7	+8.7
2020-21	Michigan	42.4	30.5	+11.9
2021-22	Michigan	40.2	29.8	+11.4
2022-23	Iowa	39.6	32.2	+7.4
2023-24	Nebraska	40.5	32.7	+7.78

ASSISTS

		G	NO.	AVG
1984-85	Illinois	18	349	19.39
	Ohio State	18	349	19.39
1985-86	Northwestern	18	340	18.99
1986-87	Northwestern	18	340	18.99
1990-91	Northwestern	18	360	20.00
1997-98	Iowa	16	265	16.56
1998-99	Penn State	16	298	18.63
1999-00	Penn State	16	298	18.63
2000-01	Iowa	16	333	20.81
2001-02	Illinois	16	300	18.75
2002-03	Minnesota	16	274	17.12
2003-04	Iowa	16	269	16.81
2004-05	Ohio State	16	286	17.88
2005-06	Ohio State	16	319	19.94
2006-07	Ohio State	16	271	16.94
2007-08	Iowa	18	294	16.33
2008-09	Iowa	18	291	16.17
2009-10	Northwestern	18	279	15.50
2010-11	Ohio State	16	247	15.44
2011-12	Iowa	16	262	16.38
2012-13	Purdue	16	247	15.44
2013-14	Nebraska	16	279	17.43
2014-15	Iowa	18	355	19.72
2015-16	Maryland	18	343	19.05
2016-17	Maryland	16	320	20.00
2017-18	Iowa	16	315	19.69
2018-19	Iowa	18	392	21.78
2019-20	Iowa	18	353	19.61
2020-21	Iowa	19	393	20.68
2021-22	Iowa	18	359	19.94
2022-23	Iowa	18	400	22.22
2023-24	Iowa	18	410	22.78*

ANNUAL STATISTICAL CHAMPIONS

TEAM - CONFERENCE GAMES

STEALS

		G	NO.	AVG
1990-91	Michigan State	18	169	9.39
1991-92	Purdue	18	207	11.50
1992-93	Ohio State	18	205	11.39
1993-94	Penn State	18	225	12.50
1994-95	Penn State	16	168	10.50
1995-96	Wisconsin	16	207	12.94
1996-97	Michigan State	16	184	11.50
1997-98	Penn State	16	156	9.75
1998-99	Purdue	16	170	10.63
1999-00	Penn State	16	175	10.94
2000-01	Illinois	16	177	11.06
2001-02	Purdue	16	181	11.31
2002-03	Ohio State	16	169	10.56
2003-04	Michigan State	16	158	9.88
2004-05	Michigan State	16	163	10.19
2005-06	Michigan State	16	177	11.06
2006-07	Purdue	16	192	12.00
2007-08	Indiana	18	166	9.22
	Purdue	18	166	9.22
2008-09	Indiana	18	159	8.83
	Ohio State	18	159	8.83
2009-10	Purdue	18	161	8.94
2010-11	Michigan State	16	148	9.25
2011-12	Illinois	16	164	10.25
2012-13	Illinois	16	234	14.63*
2013-14	Illinois	16	160	10.00
2014-15	Illinois	18	196	10.89
2015-16	Purdue	18	174	9.66
2016-17	Rutgers	16	156	9.75
2017-18	Rutgers	16	179	11.19
2018-19	Rutgers	18	184	10.22
2019-20	Maryland	18	216	12.00
2020-21	Northwestern	18	211	11.72
2021-22	Northwestern	16	160	10.00
2022-23	Maryland	18	207	11.50
2023-24	Ohio State	18	183	10.17

BLOCKED SHOTS

		G	NO.	AVG
1990-91	Purdue	18	92	5.11
1991-92	Michigan	18	120	6.67*
1992-93	Purdue	18	82	4.56
1993-94	Purdue	18	64	3.56
1994-95	Penn State	16	80	5.00
1995-96	Purdue	16	81	5.06
1996-97	Iowa	16	73	4.56
1997-98	Iowa	16	84	5.25
1998-99	Michigan State	16	76	4.75
1999-00	Michigan State	16	74	4.63
2000-01	Purdue	16	84	5.25
2001-02	Penn State	16	95	5.94
2002-03	Wisconsin	16	84	5.25
2003-04	Ohio State	16	86	5.38
2004-05	Purdue	16	92	5.75
2005-06	Purdue	16	84	5.25
2006-07	Michigan State	16	95	5.94
2007-08	Michigan State	18	86	4.78
2008-09	Illinois	18	89	4.94
2009-10	Michigan State	18	104	5.78
2010-11	Ohio State	16	75	4.69
2011-12	Ohio State	16	100	6.25
2012-13	Iowa	16	86	5.38
2013-14	Northwestern	16	101	6.31

2014-15	Ohio State	18	109	6.06
2015-16	Rutgers	18	104	5.77
2016-17	Ohio State	16	100	6.25
2017-18	Rutgers	16	93	5.81
2018-19	Nebraska	18	99	5.50
2019-20	Nebraska	18	111	6.17
2020-21	Nebraska	19	109	5.74
2021-22	Penn State	18	80	4.44
2022-23	Indiana	18	84	4.67
2023-24	Wisconsin	18	81	4.50

TURNOVER MARGIN

		TEAM	OPP	MARGIN
1985-86	Purdue	21.8	16.4	+5.4
1986-87	Iowa	20.4	13.6	+6.8
1987-88	Iowa	21.9	14.2	+7.7
1988-89	Iowa	23.2	15.7	+7.5
1989-90	Iowa	21.6	13.4	+8.2
1990-91	Purdue	19.4	15.6	+3.8
1991-92	Indiana	20.8	14.7	+6.2
1992-93	Iowa	19.4	13.0	+6.4
1993-94	Penn State	21.3	15.2	+6.1
1994-95	Penn State	20.6	15.1	+5.4
1995-96	Wisconsin	23.4	15.9	+7.5
1996-97	Purdue	19.3	13.9	+5.4
1997-98	Penn State	21.8	17.9	+3.9
1998-99	Purdue	19.6	14.6	+5.0
1999-00	Penn State	21.5	16.5	+5.0
2000-01	Purdue	19.6	15.3	+4.3
2001-02	Purdue	19.6	14.6	+5.0
2002-03	Penn State	18.9	13.2	+5.8
2003-04	Purdue	17.9	12.4	+5.5
2004-05	Penn State	16.8	13.3	+3.5
2005-06	Purdue	19.1	14.2	+4.9
2006-07	Purdue	20.1	15.3	+4.8
2007-08	Indiana	18.8	15.0	+3.8
2008-09	Indiana	19.0	14.4	+4.6
2009-10	Ohio State	17.6	15.4	+2.1
2010-11	Michigan	14.9	11.3	+3.6
2011-12	Michigan	16.4	13.0	+3.4
2012-13	Illinois	24.8	18.1	+6.7
2013-14	Illinois	19.1	14.3	+4.8
2014-15	Illinois	20.2	15.7	+4.5
2015-16	Northwestern	16.9	13.9	+3.0
2016-17	Indiana	16.3	12.1	+4.2
2017-18	Ohio State	16.5	11.9	+4.6
2018-19	Rutgers	18.2	15.4	+2.8
2019-20	Maryland	21.4	15.3	+6.1
2020-21	Northwestern	20.8	11.3	+9.5*
2021-22	Maryland	14.7	19.0	+4.3
2022-23	Maryland	13.7	20.6	+6.9
2023-24	Ohio State	13.1	20.8	+7.7

* - Big Ten record

CURRENT COACHES - YEAR-BY-YEAR RECORDS

SHAUNA GREEN, ILLINOIS

Year	School	Overall	PCT	Big Ten	PCT
2005-06	Loras	12-15	.444		
2006-07	Loras	17-10	.629		
2016-17	Dayton	22-10	.688		
2017-18	Dayton	23-7	.767		
2018-19	Dayton	17-14	.548		
2019-20	Dayton	25-8	.758		
2020-21	Dayton	14-5	.737		
2021-22	Dayton	26-6	.813		
2022-23	Illinois	22-10	.688	11-7	.611
2023-24	Illinois	19-15	.559	8-10	.444
School Record (2 years)		41-25	.621	19-17	.527
Career Record (10 years)		197-100	.663	19-17	.527

NCAA Appearances (4): 2017-18-22-23

WNIT Appearances (2): 2019-21

WBIT Appearances (1): 2024

Championships (1): 2024*

* - Won inaugural WBIT Championship

TERI MOREN, INDIANA

Year	School	Overall	PCT	Big Ten	PCT
2000-01	Indianapolis	14-13			
2001-02	Indianapolis	15-11			
2002-03	Indianapolis	29-3			
2003-04	Indianapolis	23-9			
2004-05	Indianapolis	22-10			
2005-06	Indianapolis	11-16			
2006-07	Indianapolis	16-11			
2010-11	Indiana State	16-16			
2011-12	Indiana State	15-16			
2012-13	Indiana State	18-13			
2013-14	Indiana State	20-12			
2014-15	Indiana	15-16	.484	4-14	.222
2015-16	Indiana	21-12	.636	12-6	.667
2016-17	Indiana	23-11	.676	10-6	.625
2017-18	Indiana	23-14	.622	9-7	.563
2018-19	Indiana	21-13	.618	8-10	.444
2019-20	Indiana	24-8	.750	13-5	.722
2020-21	Indiana	21-6	.778	16-2	.889
2021-22	Indiana	24-9	.727	11-5	.688
2022-23	Indiana	28-4	.875	16-2	.889
2023-24	Indiana	26-6	.813	15-3	.833
School Record (10 years)		226-99	.695	114-60	.655
Career Record (21 years)		425-229	.650	114-60	.655

NCAA Appearances (9): 2003*-04*-05*-16-19-21-22-23-24

WNIT Appearances (4): 2013-14-17-18

Semifinals (1): 2018

Championships (1): 2018

* - Division II (all others shown are Division I)

JAN JENSEN, IOWA

Year	School	Overall	PCT	Big Ten	PCT
School Total (First Season)					
Career Total (First Season)					

* - Entering first year as Iowa's head coach

BRENDA FRESE, MARYLAND

Year	School	Overall	PCT	Big Ten	PCT
1999-00	Ball State	16-13	.552		
2000-01	Ball State	19-9	.679		
2001-02	Minnesota	22-8	.733	11-5	.688
2002-03	Maryland	10-18	.357		
2003-04	Maryland	18-13	.581		
2004-05	Maryland	22-10	.688		
2005-06	Maryland	34-4	.895		
2006-07	Maryland	28-6	.824		
2007-08	Maryland	33-4	.892		
2008-09	Maryland	31-5	.861		
2009-10	Maryland	21-13	.618		
2010-11	Maryland	24-8	.750		
2011-12	Maryland	31-5	.861		
2012-13	Maryland	26-8	.765		
2013-14	Maryland	28-7	.800		
2014-15	Maryland	34-3	.919	18-0	1.000
2015-16	Maryland	31-4	.886	16-2	.889
2016-17	Maryland	32-3	.914	15-1	.938
2017-18	Maryland	26-8	.765	12-4	.750
2018-19	Maryland	29-5	.853	15-3	.833
2019-20	Maryland	28-4	.875	16-2	.889
2020-21	Maryland	26-3	.897	17-1	.944
2021-22	Maryland	23-9	.719	13-4	.765
2022-23	Maryland	28-7	.800	15-3	.833
2023-24	Maryland	19-14	.576	9-9	.500
School Total (22 years)		582-161	.783	158-34	.822
Career Total (25 years)		639-191	.770	158-34	.822

NCAA Appearances (20): 2002-04-05-06-07-08-09-11-12-13-14-15-16-17-18-19-21-22-23-24

Final Fours (3): 2006-14-15

National Championships (1): 2006

WNIT Appearances (1): 2010

KIM BARNES ARICO, MICHIGAN

Year	School	Overall	PCT	Big Ten	PCT
1996-97	FDU-Madison	13-11	.542		
1997-98	NJIT	5-21	.192		
1998-99	NJIT	11-16	.407		
1999-00	Adelphi	18-10	.643		
2000-01	Adelphi	19-11	.633		
2001-02	Adelphi	28-3	.903		
2002-03	St. John's	8-19	.296		
2003-04	St. John's	10-18	.357		
2004-05	St. John's	20-11	.645		
2005-06	St. John's	22-8	.733		
2006-07	St. John's	8-20	.286		
2007-08	St. John's	18-15	.545		
2008-09	St. John's	19-15	.559		
2009-10	St. John's	25-7	.781		
2010-11	St. John's	22-11	.667		
2011-12	St. John's	24-10	.706		
2012-13	Michigan	22-11	.667	9-7	.563
2013-14	Michigan	20-14	.588	8-8	.500
2014-15	Michigan	20-15	.571	8-10	.444
2015-16	Michigan	21-14	.600	9-9	.500
2016-17	Michigan	28-9	.757	11-5	.688
2017-18	Michigan	23-10	.697	10-6	.625
2018-19	Michigan	22-12	.647	11-7	.611
2019-20	Michigan	21-11	.656	10-8	.556
2020-21	Michigan	16-6	.727	9-4	.692
2021-22	Michigan	25-7	.781	13-4	.765
2022-23	Michigan	23-10	.697	11-7	.611
2023-24	Michigan	20-14	.588	9-9	.500
School Total (12 years)		261-133	.662	119-84	.586
Career Total (28 years)		531-339	.610	119-84	.586

NCAA Appearances (12): 2002*-06-10-11-12-13-18-19-21-22-23-24

WNIT Appearances (7): 2005-08-09-14-15-16-17

Semifinals (3): 2015-16-17

Championships (1): 2017

* - Division II (all others shown are Division I)

CURRENT COACHES - YEAR-BY-YEAR RECORDS

ROBYN FRALICK, MICHIGAN STATE

Year	School	Overall	PCT	Big Ten	PCT
2015-16	Ashland	31-2	.939		
2016-17	Ashland	37-0	1.000		
2017-18	Ashland	36-1	.973		
2018-19	Bowling Green	9-21	.300		
2019-20	Bowling Green	10-21	.323		
2020-21	Bowling Green	21-8	.724		
2021-22	Bowling Green	15-14	.517		
2022-23	Bowling Green	31-7	.816		
2023-24	Michigan State	22-9	.710	12-6	.667
School Record (First Season)		22-9	.710	12-6	.667
Career Record (9 years)		214-85	.716	12-6	.667

NCAA Appearances (4): 2016*-17*-18*-24

WNIT Appearances (2): 2021-23

Semifinals (1): 2023

* - Division II (all others shown are Division I)

DAWN PLITZUWEIT, MINNESOTA

Year	School	Overall	PCT	Big Ten	PCT
2002-03	Grand Valley State	24-7	.774		
2003-04	Grand Valley State	11-15	.423		
2004-05	Grand Valley State	28-6	.824		
2005-06	Grand Valley State	33-3	.917		
2006-07	Grand Valley State	21-8	.724		
2012-13	Northern Kentucky	15-13	.536		
2013-14	Northern Kentucky	18-13	.581		
2014-15	Northern Kentucky	19-14	.576		
2015-16	Northern Kentucky	19-14	.576		
2016-17	South Dakota	23-9	.719		
2017-18	South Dakota	29-7	.806		
2018-19	South Dakota	28-6	.824		
2019-20	South Dakota	30-2	.938		
2020-21	South Dakota	19-6	.760		
2021-22	South Dakota	29-6	.829		
2022-23	West Virginia	19-12	.613		
2023-24	Minnesota	20-16	.556	5-13	.278
School Record (First season)		20-16	.556	5-13	.278
Career Record (17 years)		385-157	.710	5-13	.278

NCAA Appearances (8): 2003*-05*-06*-07*-19-21-22-23

WNIT Appearances (3): 2017-18-24

Runner-Up (1): 2024

* - Division II (all others shown are Division I)

AMY WILLIAMS, NEBRASKA

Year	School	Overall	PCT	Big Ten	PCT
2007-08	Rogers State	13-18	.419		
2008-09	Rogers State	18-14	.563		
2009-10	Rogers State	21-11	.656		
2010-11	Rogers State	23-10	.697		
2011-12	Rogers State	22-12	.647		
2012-13	South Dakota	19-16	.543		
2013-14	South Dakota	19-14	.576		
2014-15	South Dakota	26-8	.765		
2015-16	South Dakota	32-6	.842		
2016-17	Nebraska	7-22	.241	3-13	.188
2017-18	Nebraska	21-11	.656	11-5	.688
2018-19	Nebraska	14-16	.467	9-9	.500
2019-20	Nebraska	17-13	.567	7-11	.389
2020-21	Nebraska	13-13	.500	9-10	.474
2021-22	Nebraska	24-9	.727	11-7	.611
2022-23	Nebraska	18-15	.545	8-10	.444
2023-24	Nebraska	23-12	.657	11-7	.611
School Record (8 years)		137-111	.552	69-73	.485
Career Record (17 years)		330-220	.600	69-73	.485

NCAA Appearances (4): 2014-18-22-24

WNIT Appearances (3): 2015-16-21

Semifinals (1): 2016

Championships (1): 2016

JOE McKEOWN, NORTHWESTERN

Year	School	Overall	PCT	Big Ten	PCT
1986-87	New Mexico State	23-7	.767		
1987-88	New Mexico State	26-3	.897		
1988-89	New Mexico State	19-10	.655		
1989-90	George Washington	14-14	.500		
1990-91	George Washington	23-7	.767		
1991-92	George Washington	25-7	.800		
1992-93	George Washington	20-11	.645		
1993-94	George Washington	23-8	.742		
1994-95	George Washington	26-6	.813		
1995-96	George Washington	26-7	.806		
1996-97	George Washington	28-6	.824		
1997-98	George Washington	20-10	.667		
1998-99	George Washington	19-9	.679		
1999-00	George Washington	26-6	.813		
2000-01	George Washington	22-10	.688		
2001-02	George Washington	21-9	.700		
2002-03	George Washington	25-7	.781		
2003-04	George Washington	22-8	.733		
2004-05	George Washington	23-9	.719		
2005-06	George Washington	23-9	.719		
2006-07	George Washington	28-4	.875		
2007-08	George Washington	27-7	.794		
2008-09	Northwestern	7-23	.233	3-15	.167
2009-10	Northwestern	18-15	.545	7-11	.389
2010-11	Northwestern	19-14	.576	6-10	.375
2011-12	Northwestern	14-16	.467	4-12	.250
2012-13	Northwestern	13-17	.433	5-11	.313
2013-14	Northwestern	17-16	.515	5-11	.313
2014-15	Northwestern	23-9	.719	12-6	.667
2015-16	Northwestern	18-17	.514	4-14	.222
2016-17	Northwestern	20-11	.645	8-8	.500
2017-18	Northwestern	12-20	.375	4-12	.250
2018-19	Northwestern	21-15	.583	9-9	.500
2019-20	Northwestern	26-4	.867	16-2	.889
2020-21	Northwestern	16-9	.640	11-7	.611
2021-22	Northwestern	17-12	.586	8-8	.500
2022-23	Northwestern	9-21	.300	2-16	.111
2023-24	Northwestern	9-21	.300	4-14	.222
School Record (16 years)		259-240	.519	108-166	.394
Career Record (38 years)		768-414	.650	108-166	.394

NCAA Appearances (19): 1986-87-90-91-93-94-95-96-97-99-2000-02-03-04-05-06-07-15-21

WNIT Appearances (7): 1993-2002-10-11-14-16-19

Semifinals (1): 2019

Runner-Up (1): 2019

KEVIN McGUFF, OHIO STATE

Year	School	Overall	PCT	Big Ten	PCT
2002-03	Xavier	20-10	.688		
2003-04	Xavier	17-13	.677		
2004-05	Xavier	22-10	.858		
2005-06	Xavier	21-9	.906		
2006-07	Xavier	26-8	.875		
2007-08	Xavier	24-9	.710		
2008-09	Xavier	25-7	.828		
2009-10	Xavier	30-4	.861		
2010-11	Xavier	29-3	.706		
2011-12	Washington	20-14	.781		
2012-13	Washington	21-12	.636		
2013-14	Ohio State	17-18	.486	5-11	.313
2014-15	Ohio State	24-11	.686	13-5	.722
2015-16	Ohio State	26-8	.765	15-3	.833
2016-17	Ohio State	18-7	.720	8-1	.889
2017-18	Ohio State	0-7	.000	0-3	.000
2018-19	Ohio State	0-15	.000	0-8	.000
2019-20	Ohio State	21-12	.636	11-7	.611
2020-21	Ohio State	13-7	.650	9-7	.563
2021-22	Ohio State	25-7	.781	14-4	.778
2022-23	Ohio State	28-8	.778	12-6	.667
2023-24	Ohio State	26-6	.813	16-2	.889
School Record (11 years)		198-104	.656	103-57	.643
Career Record (22 years)		453-203	.691	103-57	.643

NCAA Appearances (11): 2003-07-08-09-10-11-15-16-22-23-24

WNIT Appearances (5): 2004-05-06-12-13

NOTE: Records do not include 52 wins (30 in Big Ten) from 2017-19, plus NCAA appearances in 2017 and 2018, and WNIT appearance in 2019, subsequently vacated by NCAA

CURRENT COACHES - YEAR-BY-YEAR RECORDS

KELLY GRAVES, OREGON

Year	School	Overall	PCT	Big Ten	PCT
1997-98	Saint Mary's (CA)	20-9	.690		
1998-99	Saint Mary's (CA)	26-7	.788		
1999-00	Saint Mary's (CA)	20-10	.667		
2000-01	Gonzaga	5-23	.179		
2001-02	Gonzaga	11-18	.379		
2002-03	Gonzaga	18-12	.600		
2003-04	Gonzaga	18-12	.600		
2004-05	Gonzaga	28-4	.875		
2005-06	Gonzaga	16-14	.533		
2006-07	Gonzaga	24-10	.706		
2007-08	Gonzaga	25-9	.735		
2008-09	Gonzaga	27-7	.794		
2009-10	Gonzaga	29-5	.853		
2010-11	Gonzaga	31-5	.861		
2011-12	Gonzaga	28-6	.824		
2012-13	Gonzaga	27-6	.818		
2013-14	Gonzaga	29-5	.853		
2014-15	Oregon	13-17	.433		
2015-16	Oregon	24-11	.686		
2016-17	Oregon	23-14	.622		
2017-18	Oregon	33-5	.868		
2018-19	Oregon	33-5	.868		
2019-20	Oregon	31-2	.939		
2020-21	Oregon	15-9	.625		
2021-22	Oregon	20-12	.625		
2022-23	Oregon	20-15	.571		
2023-24	Oregon	11-21	.344		
School Total (10 years)		221-111	.666		
Career Total (27 years)		603-273	.688		

NCAA Appearances (13): 99-07-09-10-11-12-13-14-17-18-19-21-22

Semifinals (1): 2019

WNIT Appearances (6): 2000-04-05-08-16-23

Semifinals (1): 2016

NOTE: Records do not include 2 wins from 2018-19 season due to suspension

CAROLYN KIEGER, PENN STATE

Year	School	Overall	PCT	Big Ten	PCT
2014-15	Marquette	9-22	.290		
2015-16	Marquette	14-16	.467		
2016-17	Marquette	25-8	.758		
2017-18	Marquette	24-10	.706		
2018-19	Marquette	27-8	.771		
2019-20	Penn State	7-23	.233	1-17	.056
2020-21	Penn State	9-15	.375	6-13	.316
2021-22	Penn State	11-18	.379	5-13	.278
2022-23	Penn State	14-17	.452	4-14	.222
2023-24	Penn State	22-13	.629	9-9	.500
School Total (5 years)		63-86	.423	25-66	.274
Career Total (10 years)		162-150	.519	25-66	.274

NCAA Appearances (3): 2017-18-19

WBIT Appearances (1): 2024

Semifinals (1): 2024

KATIE GEARLDS, PURDUE

Year	School	Overall	PCT	Big Ten	PCT
2013-14	Marian (Ind.)	16-16	.500		
2014-15	Marian (Ind.)	28-6	.824		
2015-16	Marian (Ind.)	32-6	.842		
2016-17	Marian (Ind.)	35-3	.921		
2017-18	Marian (Ind.)	32-3	.914		
2018-19	Marian (Ind.)	27-7	.794		
2019-20	Marian (Ind.)	31-3	.912		
2020-21	Marian (Ind.)	27-6	.818		
2021-22	Purdue	17-15	.531	7-11	.389
2022-23	Purdue	19-11	.633	9-8	.529
2023-24	Purdue	15-19	.441	5-13	.278
School Record (3 years)		51-45	.531	21-32	.396
Career Record (11 years)		279-95	.746	21-32	.396

NCAA Appearances (1): 2023

WNIT Appearances (2): 2022-24

NAIA Appearances (6): 2015-16-17-18-19-21

Semifinals (2): 2016-17

Championships (2): 2016-17

COQUESE WASHINGTON, RUTGERS

Year	School	Overall	PCT	Big Ten	PCT
2007-08	Penn State	13-18	.419	4-14	.222
2008-09	Penn State	11-18	.379	6-12	.333
2009-10	Penn State	17-14	.548	8-10	.444
2010-11	Penn State	25-10	.714	11-5	.688
2011-12	Penn State	26-7	.788	13-3	.812
2012-13	Penn State	26-6	.813	14-2	.875
2013-14	Penn State	24-8	.750	13-3	.813
2014-15	Penn State	6-24	.200	3-15	.167
2015-16	Penn State	12-19	.387	6-12	.333
2016-17	Penn State	21-11	.656	9-7	.563
2017-18	Penn State	16-16	.500	6-10	.375
2018-19	Penn State	12-19	.387	5-13	.278
2022-23	Rutgers	12-20	.355	5-13	.278
2023-24	Rutgers	8-24	.250	2-16	.111
School Total (2 years)		20-44	.313	105-135	.437
Career Total (14 years)		229-213	.518	105-135	.437

NCAA Appearances (4): 2011-12-13-14

WNIT Appearances (3): 2010-17-18

CORI CLOSE, UCLA

Year	School	Overall	PCT	Big Ten	PCT
2011-12	UCLA	14-16	.467		
2012-13	UCLA	26-8	.765		
2013-14	UCLA	13-18	.419		
2014-15	UCLA	19-18	.514		
2015-16	UCLA	26-9	.743		
2016-17	UCLA	25-9	.735		
2017-18	UCLA	27-8	.771		
2018-19	UCLA	22-13	.629		
2019-20	UCLA	26-5	.839		
2020-21	UCLA	17-6	.739		
2021-22	UCLA	18-13	.581		
2022-23	UCLA	27-10	.730		
2023-24	UCLA	27-7	.794		
School Record (13 years)		287-140	.672		
Career Record (13 years)		287-140	.672		

NCAA Appearances (8): 2013-16-17-18-19-21-23-24

WNIT Appearances (2): 2015-22

Championships (1): 2015

LINDSAY GOTTLIEB, USC

Year	School	Overall	PCT	Big Ten	PCT
2008-09	UC Santa Barbara	22-10	.688		
2009-10	UC Santa Barbara	15-17	.469		
2010-11	UC Santa Barbara	19-12	.613		
2011-12	California	25-10	.714		
2012-13	California	32-4	.889		
2013-14	California	22-10	.688		
2014-15	California	24-10	.706		
2015-16	California	15-17	.469		
2016-17	California	20-14	.588		
2017-18	California	21+11	.656		
2018-19	California	20-13	.606		
2021-22	USC	12-16	.429		
2022-23	USC	21-10	.677		
2023-24	USC	29-6	.829		
School Record (3 years)		62-32	.660		
Career Record (14 years)		297-160	.650		

NCAA Appearances (10): 2009-12-13-14-15-17-18-19-23-24

WNIT Appearances (1): 2011

CURRENT COACHES - YEAR-BY-YEAR RECORDS

TINA LANGLEY, WASHINGTON

Year	School	Overall	PCT	Big Ten	PCT
2015-16	Rice	9-22	.290		
2016-17	Rice	22-13	.629		
2017-18	Rice	23-10	.697		
2018-19	Rice	28-4	.875		
2019-20	Rice	21-8	.724		
2020-21	Rice	23-4	.852		
2021-22	Washington	7-16	.304		
2022-23	Washington	19-15	.559		
2023-24	Washington	16-15	.516		
School Total (3 years)		42-46	.477		
Career Total (9 years)		168-107	.611		

NCAA Appearances (1): 2019

WNIT Appearances (4): 2017-18-21-23

Semifinals (3): 2017-21-23

Championships (1): 2021

WBIT Appearances (1): 2024

MARISA MOSELEY, WISCONSIN

Year	School	Overall	PCT	Big Ten	PCT
2018-19	Boston University	15-14	.517		
2019-20	Boston University	18-12	.600		
2020-21	Boston University	12-3	.800		
2021-22	Wisconsin	8-21	.276	5-13	.278
2022-23	Wisconsin	11-20	.355	6-12	.333
2023-24	Wisconsin	15-17	.469	6-12	.333
School Record (3 years)		34-58	.370	17-37	.314
Career Record (6 years)		79-87	.476	17-37	.314

WNIT Appearances (1): 2024

NOTES: 2019-20 season ended March 12 due to COVID-19 pandemic (no NCAA/WNIT/WBI/NAIA championships contested) ... during 2020-21 and 2021-22 seasons, not all member schools played full complement of conference games (20 in 2020-21, 18 in 2021-22) due to postponements/cancellations related to COVID-19 pandemic.

COACHING RECORDS - BY SCHOOL

ILLINOIS

Coach	Tenure	OVERALL				BIG TEN		
		Years	Won	Lost	Pct.	Won	Lost	Pct.
Steven Douglas	1974-76	2	25	21	.543			
Carla Thompson	1976-79	3	33	30	.524			
Jane Schroeder	1979-84	5	73	71	.507	15	21	.417
Laura Golden	1984-90	6	83	89	.483	44	64	.407
Kathy Lindsey	1990-95	5	50	87	.365	27	61	.307
Theresa Grentz	1995-07	12	210	156	.574	101	91	.526
Jolette Law	2007-12	5	69	93	.426	27	59	.314
Matt Bollant	2012-17	5	61	94	.394	22	62	.262
Nancy Fahey	2017-22	5	42	99	.298	7	77	.083
Shauna Green	2022-present	2	41	25	.621	19	17	.527

INDIANA

Coach	Tenure	OVERALL				BIG TEN		
		Years	Won	Lost	Pct.	Won	Lost	Pct.
Bea Gorton	1971-76	5	79	29	.731			
Joy Malchodi	1976-80	4	60	54	.526			
Maryalyce Jeremiah	1980-85	5	90	63	.588	37	17	.685
Jorja Hoehn	1985-88	3	39	44	.470	22	32	.407
Jim Izard	1988-00	12	188	159	.542	83	121	.407
Kathi Bennett	2000-05	5	72	75	.490	29	51	.363
Sharon Versyp	2005-06	1	19	14	.576	9	7	.563
Felisha Legette-Jack	2006-12	6	87	100	.465	38	64	.373
Curt Miller	2012-14	2	32	32	.500	7	25	.219
Teri Moren	2014-present	10	226	99	.695	114	60	.655

IOWA

Coach	Tenure	OVERALL				BIG TEN		
		Years	Won	Lost	Pct.	Won	Lost	Pct.
Lark Birdsong	1974-79	5	50	71	.413			
Judy McMullen	1979-83	4	38	68	.358	7	30	.189
C. Vivian Stringer	1983-95	12	269	84	.762	169	45	.789
Angie Lee	1996-00	5	84	60	.583	59	33	.641
Lisa Bluder	2000-24	24	528	254	.675	264	145	.645
Jan Jensen	2024-present	-	-	-	-	-	-	-

MARYLAND

Coach	Tenure	OVERALL				BIG TEN		
		Years	Won	Lost	Pct.	Won	Lost	Pct.
Dottie McKnight	1971-75	4	44	17	.721			
Chris Weller	1976-2002	27	499	286	.636			
Brenda Frese	2002-present	22	582	161	.783	158	34	.822

MICHIGAN

Coach	Tenure	OVERALL				BIG TEN		
		Years	Won	Lost	Pct.	Won	Lost	Pct.
Vic Katch	1974-74	1	3	8	.272			
Carmel Borders	1974-77	3	23	28	.451			
Gloria Soluk	1977-84	7	66	120	.355	22	61	.265
Bud VanDeWege	1984-92	8	93	123	.413	41	103	.285
Trish Roberts	1992-96	4	20	88	.185	5	63	.074
Sue Guevara	1996-03	7	123	72	.631	57	55	.509
Cheryl Burnett	2003-07	4	35	83	.297	10	54	.156
Kevin Borseth	2007-12	5	87	73	.544	38	48	.442
Kim Barnes Arico	2012-present	12	261	133	.662	119	84	.586

MICHIGAN STATE

Coach	Tenure	OVERALL				BIG TEN		
		Years	Won	Lost	Pct.	Won	Lost	Pct.
Mikki Baile	1972-75	3	32	12	.727			
Dominic Marino	1975-76	1	6	16	.273			
Karen Langeland	1976-00	24	376	290	.564	156	165	.486
Joanne P. McCallie	2000-07	7	150	74	.670	68	44	.607
Suzy Merchant	2007-23	16	327	187	.636	159	112	.587
Robyn Fralick	2023-present	1	22	9	.710	12	6	.667

MINNESOTA

Coach	Tenure	OVERALL				BIG TEN		
		Years	Won	Lost	Pct.	Won	Lost	Pct.
Joan Stevenson	1971-72	1	5	3	.625			
Deb Wilson	1972-73	1	8	8	.500			
Linda Wells	1973-74	1	3	10	.231			
Jenny Johnson	1974-77	3	36	37	.493			
Ellen Mosher Hanson	1977-87	10	172	124	.581	52	38	.578
LaRue Fields	1987-90	3	24	59	.289	12	42	.222
Linda Hill-MacDonald	1990-97	7	66	126	.344	32	88	.267
Cheryl Littlejohn	1997-01	4	29	81	.264	7	57	.109
Brenda (Oldfield) Frese	2001-02	1	22	8	.733	11	5	.688
Pam Borton	2002-14	12	236	152	.608	104	94	.525
Marlene Stollings	2014-18	4	82	47	.636	38	30	.559
Lindsay Whalen	2018-23	5	71	76	.483	32	58	.356
Dawn Plitzuweit	2023-present	1	20	16	.556	5	13	.278

NEBRASKA

Coach	Tenure	OVERALL				BIG TEN		
		Years	Won	Lost	Pct.	Won	Lost	Pct.
Jan Callahan	1974-75	1	9	7	.563			
George Nicodemus	1975-77	2	42	26	.627			
Marcia Walker	1977-78	1	12	14	.463			
Lorrie Gallagher	1978-80	2	46	30	.605			
Colleen Matsuhara	1980-83	3	46	44	.511			
Kelly Hill	1983-86	3	37	47	.440			
Angela Beck	1986-97	11	191	128	.599			
Paul Sanderford	1997-02	5	88	69	.561			
Connie Yori	2002-16	14	280	166	.627	53	31	.630
Amy Williams	2016-present	8	137	111	.552	69	73	.485

NORTHWESTERN

Coach	Tenure	OVERALL				BIG TEN		
		Years	Won	Lost	Pct.	Won	Lost	Pct.
Mary DiStanislaio	1975-80	5	90	30	.750			
Annette Lynch	1980-84	4	75	42	.641	25	14	.641
Don Perrelli	1984-99	15	251	181	.581	135	125	.519
June Olkowski	1999-04	5	31	108	.223	7	73	.088
Beth Combs	2004-08	4	24	95	.202	7	59	.106
Joe McKeown	2008-present	16	259	240	.519	108	166	.394

OHIO STATE

Coach	Tenure	OVERALL				BIG TEN		
		Years	Won	Lost	Pct.	Won	Lost	Pct.
Phyllis J. Bailey	1965-70	5	28	10	.737			
Mary Combs	1970-72	2	14	6	.700			
Debbie Wilson	1972-80	8	157	58	.739			
Tara VanDerveer	1980-85	5	110	37	.748	53	4	.930
Nancy Darsch	1985-97	12	234	125	.652	134	76	.638
Beth Burns	1997-02	5	81	65	.555	35	45	.448
Jim Foster	2002-13	11	279	82	.771	136	46	.747
Kevin McGuff	2013-present	11	198	104	.656	103	57	.643

OREGON

Coach	Tenure	OVERALL				BIG TEN		
		Years	Won	Lost	Pct.	Won	Lost	Pct.
Jane Spearing	1973-74	1	3	8	.273			
Nancy Mikleto	1974-76	2	7	25	.219			
Elwin Heiny	1976-93	17	310	160	.660			
Jody Runge	1993-01	8	160	73	.687			
Bev Smith	2001-09	8	123	121	.504			
Paul Westhead	2009-14	5	66	92	.418			
Kelly Graves	2014-present	10	221	111	.666			

PENN STATE

Coach	Tenure	OVERALL				BIG TEN		
		Years	Won	Lost	Pct.	Won	Lost	Pct.
Marie Litner	1965-70	6	20	12	.625			
Mary Ann Domitrovitz	1970-74	4	18	13	.581			
Pat Meiser	1974-80	6	92	52	.639			
Rene Portland	1980-07	27	606	236	.720	176	68	.721
Annie Troyan*	2004-05	--	3	0	1.000	0	0	.000
Coquese Washington	2007-19	12	209	169	.553	98	106	.480
Carolyn Kieger	2019-present	5	63	86	.423	25	66	.274

* - acting head coach when Portland took medical leave of absence

PURDUE

Coach	Tenure	OVERALL				BIG TEN		
		Years	Won	Lost	Pct.	Won	Lost	Pct.
Deborah Gebhardt	1975-76	1	8	8	.500			
Dr. Ruth James	1976-86	10	101	161	.385	19	53	.264
Marsha Reall	1986-87	1	18	9	.667	10	8	.556
Lin Dunn	1987-96	9	206	68	.752	120	38	.759
Nell Fortner	1996-97	1	17	11	.607	12	4	.750
Carolyn Peck	1997-99	2	57	11	.838	26	6	.813
Kristy Curry	1999-06	7	179	51	.778	86	26	.768
Sharon Versyp	2006-21	15	301	194	.608	140	116	.547
Katie Gearlds	2021-present	3	51	45	.531	21	32	.396

RUTGERS

Coach	Tenure	OVERALL				BIG TEN		
		Years	Won	Lost	Pct.	Won	Lost	Pct.
Ellen Johns	1974-75	1	6	5	.545			
Dottie McCrea	1975-76	1	5	9	.357			
Theresa Grentz	1977-95	19	434	150	.743			
C. Vivian Stringer	1995-2022	27	534	291	.647	64	53	.547
Coquese Washington	2022-present	2	20	44	.313	105	135	.437

COACHING RECORDS - BY SCHOOL

UCLA

Coach	Tenure	Years	OVERALL			BIG TEN		
			Won	Lost	Pct.	Won	Lost	Pct.
Kenny Washington	1975	1	18	4	.818			
Ellen Mosher	1976-77	2	39	7	.848			
Billie Moore	1978-93	16	296	181	.621			
Kathy Olivier	1994-08	15	232	208	.527			
Nikki Caldwell	2008-11	3	72	26	.735			
Cori Close	2011-present	13	287	140	.672			

USC

Coach	Tenure	Years	OVERALL			BIG TEN		
			Won	Lost	Pct.	Won	Lost	Pct.
Marci Cantrell	1976-77	1	5	16	.258			
Linda Sharp	1977-89	12	271	99	.732			
Marianne Stanley	1989-93	4	71	46	.607			
Cheryl Miller	1993-95	2	44	14	.759			
Fred Williams	1995-97	2	33	23	.589			
Chris Gobrecht	1997-04	7	93	108	.463			
Michael Cooper	2009-13	4	72	57	.558			
Cynthia Cooper-Dyke	2013-17	4	70	57	.551			
Mark Trakh	2004-09; 18-21	9	155	114	.576			
Lindsay Gottlieb	2022-present	3	62	32	.660			

WASHINGTON

Coach	Tenure	Years	OVERALL			BIG TEN		
			Won	Lost	Pct.	Won	Lost	Pct.
Christine Burkhart	1974-75	1	11	11	.500			
Kathie Neir	1975-79	4	82	31	.726			
Pat Dobratz	1979-80	1	14	14	.500			
Sue Kruszewski	1980-83	3	50	34	.595			
Joyce Sake	1983-85	2	43	10	.811			
Chris Gobrecht	1985-96	11	243	89	.732			
June Daugherty	1996-07	11	191	139	.579			
Tia Jackson	2007-11	4	45	75	.375			
Kevin McGuff	2011-13	2	41	26	.612			
Mike Neighbors	2013-17	4	98	41	.705			
Jody Wynn	2017-21	4	38	75	.336			
Tina Langley	2021-present	3	42	46	.477			

WISCONSIN

Coach	Tenure	Years	OVERALL			BIG TEN		
			Won	Lost	Pct.	Won	Lost	Pct.
Marilyn Harris	1974-76	2	16	20	.444			
Edwina Qualls	1976-86	10	131	141	.482	31	41	.430
Mary Murphy	1986-94	8	87	135	.392	44	100	.305
Jane Albright	1994-03	9	161	106	.603	82	62	.569
Lisa Stone	2003-11	8	128	119	.518	56	78	.418
Bobbie Kelsey	2011-16	5	47	100	.319	19	65	.226
Jonathan Tsipis	2016-21	5	50	99	.336	14	74	.159
Marisa Moseley	2021-present	3	34	58	.370	17	37	.314

COACHING RECORDS

TOP COACHES RECORDS (WHILE AT A BIG TEN SCHOOL)

CONFERENCE GAMES ONLY

Coach	Years	Record	PCT
Tara VanDerveer, OSU	4	53-4	.930
Brenda (Oldfield) Frese, MINN/MD	11	158-34	.823
Carolyn Peck, PUR	2	26-6	.813
Kristy Curry, PUR	7	86-26	.768
Lin Dunn, PUR	9	120-38	.759
Nell Fortner, PUR	1	12-4	.750
Jim Foster, OSU	11	136-46	.747
Rene Portland, PSU	15	176-68	.721
C. Vivian Stringer, IOWA/RU	20	233-98	.704
Maryalyce Jeremiah, IND	3	37-17	.685
Robyn Fralick, MSU	1	12-6	.667
Teri Moren, IND	10	114-60	.655
Angie Lee, IOWA	5	59-33	.641
Annette Lynch, NU	3	25-14	.641
Nancy Darsch, OSU	12	134-76	.638
Lisa Bluder, IOWA	24	262-145	.643
Kevin McGuff, OSU	11	103-57	.643
Connie Yori, NEB	5	53-31	.631
Joanne P. McCallie, MSU	7	68-44	.607
Suzy Merchant, MSU	16	159-112	.587
Kim Barnes Arico, MICH	12	119-84	.586
Ellen Mosher Hanson, MINN	6	52-38	.578
Jane Albright, WIS	9	82-62	.569
Marlene Stollings, MINN	4	38-30	.559
Marsha Reall, PUR	1	10-8	.556
Sharon Versyp, IND/PUR	16	149-123	.548
Shauna Green, ILL	2	19-17	.527
Theresa Grentz, ILL	12	101-91	.526
Pam Borton, MINN	12	104-94	.525
Don Perrelli, NU	15	135-125	.519
Sue Guevara, MICH	7	57-55	.509

NOTE: Records listed on this page only include years coached at Big Ten institutions since the official inception of Big Ten women's basketball in 1981-82.

Current coaches in bold.

ALL GAMES

Coach	Years	Record	PCT
Carolyn Peck, PUR	2	57-11	.838
Brenda (Oldfield) Frese, MINN/MD	11	298-68	.814
Tara VanDerveer, OSU	4	93-22	.809
Kristy Curry, PUR	7	179-51	.778
Jim Foster, OSU	11	279-82	.771
Lin Dunn, PUR	9	206-68	.752
Robyn Fralick, MSU	1	22-9	.710
Rene Portland, PSU	15	335-139	.706
C. Vivian Stringer, IOWA/RU	20	395-169	.700
Connie Yori, NEB	5	114-49	.698
Teri Moren, IND	10	226-99	.695
Lisa Bluder, IOWA	24	528-254	.675
Joanne P. McCallie, MSU	7	150-74	.670
Marsha Reall, PUR	1	18-9	.667
Kim Barnes Arico, MICH	12	261-133	.662
Kevin McGuff, OSU	11	198-104	.656
Nancy Darsch, OSU	12	234-125	.651
Suzy Merchant, MSU	16	327-187	.636
Annette Lynch, NU	3	53-30	.638
Marlene Stollings, MINN	4	82-47	.636
Sue Guevara, MICH	7	123-72	.631
Shauna Green, ILL	2	41-25	.621
Sharon Versyp, IND/PUR	16	320-206	.608
Pam Borton, MINN	12	236-152	.608
Nell Fortner, PUR	1	17-11	.607
Jane Albright, WIS	9	161-106	.603
Maryalyce Jeremiah, IND	3	69-47	.595
Angie Lee, IOWA	5	84-60	.583
Don Perrelli, NU	15	251-181	.581
Theresa Grentz, ILL	12	210-156	.574
Dawn Plitzuweit, MINN	1	20-16	.556
Beth Burns, OSU	5	81-65	.555
Amy Williams, NEB	8	137-111	.552
Jane Schroeder, ILL	3	47-39	.546
Kevin Borseth, MICH	5	87-73	.544
Jim Izard, IND	12	188-159	.542
Karen Langeland, MSU	19	289-246	.540
Katie Gearlds, PUR	3	51-45	.531
Joe McKeown, NU	16	259-240	.519
Coquese Washington, PSU/RU	14	229-213	.518
Lisa Stone, WIS	8	128-119	.518
Ellen Mosher Hanson, MINN	6	85-81	.512

BIG TEN 10-YEAR WOMEN'S BASKETBALL COACHES

(ranked by overall winning percentage at Big Ten institutions ONLY; min. 10 years coaching in conference since inception of Big Ten women's basketball in 1981-82)

Coach (Years in Big Ten)	Years	All Games			Big Ten Games		
		Won	Lost	Pct.	Won	Lost	Pct.
Brenda (Oldfield) Frese, MINN/MD (2001-02; 2014-present)	11	298	68	.814	158	34	.823
Jim Foster, OSU (2002-13)	11	279	82	.771	136	46	.747
Rene Portland, PSU (1980-2007)	15	335	139	.706	176	68	.721
C. Vivian Stringer, IOWA/RU (1983-95; 2014-22)	20	395	169	.700	233	98	.704
Teri Moren, IND (2014-present)	10	226	99	.695	114	60	.655
Lisa Bluder, IOWA (2000-2024)	24	528	254	.675	262	145	.643
Kevin McGuff, OSU (2013-present)	11	198	104	.656	103	57	.643
Nancy Darsch, OSU (1985-97)	12	234	125	.652	134	76	.638
Suzy Merchant, MSU (2007-2023)	16	327	187	.636	159	112	.587
Kim Barnes Arico (2012-present)	12	261	133	.662	119	84	.586
Sharon Versyp, IND/PUR (2005-21)	16	320	206	.608	149	123	.548
Pam Borton, MINN (2002-14)	12	236	152	.608	104	94	.525
Don Perrelli, NU (1984-99)	15	251	181	.581	135	125	.519
Theresa Grentz, ILL (1995-2007)	12	210	156	.574	101	91	.526
Coquese Washington, PSU/RU (2007-19; 2022-present)	14	229	213	.518	105	135	.437
Jim Izard, IND (1988-2000)	12	188	159	.542	83	121	.407
Karen Langeland, MSU (1976-2000)	19	289	246	.540	156	165	.486
Joe McKeown, NU (2008-present)	16	259	240	.519	108	166	.394

MOST BIG TEN VICTORIES *(conference games only)*

Lisa Bluder, IOWA (2000-2024)	262	Joe McKeown, NU (2008-present)	108
C. Vivian Stringer, IOWA/RU (1983-95; 2014-22)	233	Coquese Washington, PSU/RU (2007-19; 2022-present)	105
Rene Portland, PSU (1980-2007)	176	Pam Borton, MINN (2002-14)	104
Suzy Merchant, MSU (2007-2023)	159	Kevin McGuff, OSU (2013-present)	103
Brenda (Oldfield) Frese, MINN/MD (2001-02; 2014-present)	158	Theresa Grentz, ILL (1995-2007)	101
Karen Langeland, MSU (1976-2000)	156	Kristy Curry, PUR (1999-2006)	86
Sharon Versyp, IND/PUR (2005-21)	149	Jim Izard, IND (1988-2000)	83
Jim Foster, OSU (2002-12)	136	Jane Albright, WIS (1994-2003)	82
Don Perrelli, NU (1984-99)	135	Amy Williams, NEB (2016-present)	69
Nancy Darsch, OSU (1985-97)	134	Joanne P. McCallie, MSU (2000-07)	68
Lin Dunn, PUR (1987-96)	120	Angie Lee, IOWA (1996-2000)	59
Kim Barnes Arico, MICH (2012-present)	119	Sue Guevara, MICH (1996-2003)	57
Teri Moren, IND (2014-present)	114	Lisa Stone, WIS (2003-11)	56

BIG TEN TOURNAMENT RESULTS

1982 (at East Lansing, Mich. - IM West Building)

First Round

Michigan State 85, Purdue 66
Wisconsin 78, Iowa 64

Quarterfinals

Illinois 79, Michigan State 64
Indiana 77, Michigan 63
Northwestern 62, Wisconsin 52
Ohio State 68, Minnesota 66

Semifinals

Illinois 75, Indiana 63
Ohio State 69, Northwestern 68

Consolation Game

Northwestern 61, Indiana 55

Final

Ohio State 69, Illinois 66

1995 (at Indianapolis, Ind. - Hinkle Fieldhouse)

First Round

#9 Iowa 57, #8 Minnesota 44
#7 Ohio State 87, #10 Illinois 73
#6 Michigan State 81, #11 Michigan 59

Quarterfinals

#1 Penn State 69, #9 Iowa 62
#5 Indiana 77, #4 Northwestern 75
#7 Ohio State 72, #2 Purdue 59
#6 Michigan State 87, #3 Wisconsin 79

Semifinals

#1 Penn State 72, #5 Indiana 64
#7 Ohio State 70, #6 Michigan State 63

Final

#1 Penn State 68, #7 Ohio State 63

1996 (at Indianapolis, Ind. - Hinkle Fieldhouse)

First Round

#8 Illinois 84, #9 Indiana 70
#7 Northwestern 89, #10 Michigan 79
#6 Ohio State 78, #11 Minnesota 64

Quarterfinals

#1 Iowa 74, #8 Illinois 56
#4 Purdue 74, #5 Michigan State 66
#2 Penn State 85, #7 Northwestern 70
#6 Ohio State 72, #3 Wisconsin 58

Semifinals

#4 Purdue 76, #1 Iowa 68
#2 Penn State 84, #6 Ohio State 70

Final

#2 Penn State 71, #4 Purdue 69

1997 (at Indianapolis, Ind. - RCA Dome)

First Round

#8 Indiana 72, #9 Michigan 54
#10 Ohio State 80, #7 Penn State 79
#11 Minnesota 80, #6 Wisconsin 75

Quarterfinals

#8 Indiana 61, #1 Purdue 54
#4 Iowa 73, #5 Northwestern 63
#2 Michigan State 85, #10 Ohio State 79
#3 Illinois 98, #11 Minnesota 76

Semifinals

#4 Iowa 87, #8 Indiana 53
#3 Illinois 77, #2 Michigan State 66

Final

#4 Iowa 63, #3 Illinois 56

1998 (at Indianapolis, Ind. - RCA Dome)

First Round

#8 Ohio State 83, #9 Michigan State 61
#7 Penn State 97, #10 Northwestern 76
#6 Wisconsin 65, #11 Minnesota 47

Quarterfinals

#1 Iowa 72, #8 Ohio State 54
#5 Purdue 65, #4 Indiana 56
#7 Penn State 74, #2 Illinois 71
#3 Michigan 79, #6 Wisconsin 70

Semifinals

#5 Purdue 61, #1 Iowa 60
#7 Penn State 87, #3 Michigan 81 (OT)

Final

#5 Purdue 59, #7 Penn State 49

1999 (at Indianapolis, Ind. - RCA Dome)

First Round

#9 Northwestern 75, #8 Iowa 71
#7 Michigan State 88, #10 Indiana 69
#6 Michigan 74, #11 Minnesota 55

Quarterfinals

#5 Ohio State 70, #4 Wisconsin 61
#1 Purdue 79, #9 Northwestern 56
#2 Penn State 79, #7 Michigan State 74
#3 Illinois 86, #6 Michigan 73

Semifinals

#1 Purdue 72, #5 Ohio State 59
#3 Illinois 77, #2 Penn State 75

Final

#1 Purdue 80, #3 Illinois 76

2000 (at Indianapolis, Ind. - Consecro Fieldhouse)

First Round

#9 Ohio State 58, #8 Indiana 44
#10 Northwestern 68, #7 Iowa 59
#6 Wisconsin 56, #11 Minnesota 49

Quarterfinals

#4 Illinois 72, #5 Michigan State 67
#1 Penn State 64, #9 Ohio State 48
#2 Michigan 72, #10 Northwestern 39
#3 Purdue 74, #6 Wisconsin 65

Semifinals

#1 Penn State 81, #4 Illinois 74
#3 Purdue 74, #2 Michigan 59

Final

#3 Purdue 71, #1 Penn State 63

2001 (at Grand Rapids, Mich. - Van Andel Arena)

First Round

#8 Ohio State 52, #9 Michigan State 48
#7 Indiana 78, #10 Minnesota 56
#6 Illinois 75, #11 Northwestern 60

Quarterfinals

#5 Michigan 66, #4 Penn State 60
#1 Purdue 81, #8 Ohio State 61
#2 Iowa 81, #7 Indiana 76
#6 Illinois 80, #3 Wisconsin 68

Semifinals

#1 Purdue 74, #5 Michigan 55
#2 Iowa 86, #6 Illinois 79

Final

#2 Iowa 75, #1 Purdue 70

2002 (at Indianapolis, Ind. - Consecro Fieldhouse)

First Round

#9 Michigan 84, #8 Illinois 63
#7 Ohio State 89, #10 Michigan State 82 (2OT)
#6 Wisconsin 60, #11 Northwestern 58

Quarterfinals

#5 Indiana 78, #4 Iowa 76 (OT)
#1 Purdue 74, #9 Michigan 67 (OT)
#2 Penn State 70, #7 Ohio State 55
#6 Wisconsin 74, #3 Minnesota 64

Semifinals

#5 Indiana 55, #1 Purdue 41
#2 Penn State 76, #6 Wisconsin 62

Final

#5 Indiana 75, #2 Penn State 72

2003 (at Indianapolis, Ind. - Consecro Fieldhouse)

First Round

#8 Indiana 52, #9 Wisconsin 51
#7 Iowa 70, #10 Northwestern 58
#11 Michigan 83, #6 Illinois 59

Quarterfinals

#1 Penn State 67, #8 Indiana 64
#4 Ohio State 71, #5 Michigan State 55
#7 Iowa 80, #2 Minnesota 77
#3 Purdue 72, #11 Michigan 50

Semifinals

#4 Ohio State 72, #1 Penn State 61
#3 Purdue 84, #7 Iowa 57

Final

#3 Purdue 67, #4 Ohio State 65

2004 (at Indianapolis, Ind. - Consecro Fieldhouse)

First Round

#9 Indiana 57, #8 Wisconsin 39
#7 Michigan 62, #10 Illinois 58
#6 Minnesota 68, #11 Northwestern 47

Quarterfinals

#1 Penn State 79, #9 Indiana 66
#5 Michigan State 81, #4 Iowa 54
#2 Purdue 78, #7 Michigan 55
#3 Ohio State 58, #6 Minnesota 50

Semifinals

#1 Penn State 58, #5 Michigan State 54
#2 Purdue 67, #3 Ohio State 61

Final

#2 Purdue 59, #1 Penn State 58

2005 (at Indianapolis, Ind. - Consecro Fieldhouse)

First Round

#8 Wisconsin 75, #9 Indiana 74 (2OT)
#7 Illinois 62, #10 Northwestern 58
#6 Iowa 70, #11 Michigan 42

Quarterfinals

#1 Ohio State 70, #8 Wisconsin 46
#4 Minnesota 71, #5 Purdue 68
#2 Michigan State 61, #7 Illinois 50 (OT)
#3 Penn State 68, #6 Iowa 66

Semifinals

#4 Minnesota 66, #1 Ohio State 63 (OT)
#2 Michigan State 83, #3 Penn State 76

Final

#2 Michigan State 55, #4 Minnesota 49

2006 (at Indianapolis, Ind. - Consecro Fieldhouse)

First Round

#8 Penn State 80, #9 Wisconsin 73
#7 Illinois 60, #10 Northwestern 49
#6 Indiana 68, #11 Michigan 52

Quarterfinals

#1 Ohio State 64, #8 Penn State 46
#4 Michigan State 79, #5 Iowa 58
#2 Purdue 68, #7 Illinois 57
#6 Indiana 61, #3 Minnesota 46

Semifinals

#1 Ohio State 68, #4 Michigan State 64
#2 Purdue 67, #6 Indiana 41

Final

#1 Ohio State 63, #2 Purdue 60

2007 (at Indianapolis, Ind. - Consecro Fieldhouse)

First Round

#7 Wisconsin 81, #10 Michigan 59
#6 Minnesota 60, #11 Northwestern 43
#9 Indiana 67, #8 Iowa 53

Quarterfinals

#2 Purdue 82, #7 Wisconsin 79
#3 Michigan State 77, #6 Minnesota 68
#1 Ohio State 72, #9 Indiana 60
#5 Penn State 61, #4 Illinois 49

Semifinals

#2 Purdue 64, #3 Michigan State 61
#1 Ohio State 73, #5 Penn State 71

Final

#2 Purdue 64, #1 Ohio State 52

2008 (at Indianapolis, Ind. - Consecro Fieldhouse)

First Round

#7 Michigan 64, #10 Penn State, 54
#6 Indiana 74, #11 Northwestern 52
#9 Illinois 73, #8 Wisconsin 58

Quarterfinals

#2 Iowa 58, #7 Michigan 37
#3 Purdue 64, #6 Indiana 54
#9 Illinois 64, #1 Ohio State 58
#5 Michigan State 56, #4 Minnesota 51

Semifinals

#3 Purdue 80, #2 Iowa 73
#9 Illinois 55, #5 Michigan State 41

Final

#3 Purdue 58, #9 Illinois 56

BIG TEN TOURNAMENT RESULTS

2009 (at Indianapolis, Ind. - Conseco Fieldhouse)

First Round

#7 Wisconsin 60, #10 Northwestern 51
#6 Indiana 68, #11 Michigan 50
#9 Illinois 58, #8 Penn State 49

Quarterfinals

#7 Wisconsin 56, #2 Michigan State 50
#3 Purdue 68, #6 Indiana 64
#1 Ohio State 70, #9 Illinois 53
#4 Iowa 79, #5 Minnesota 64

Semifinals

#3 Purdue 70, #7 Wisconsin 56
#1 Ohio State 72, #4 Iowa 56

Final

#1 Ohio State 67, #3 Purdue 66

2010 (at Indianapolis, Ind. - Conseco Fieldhouse)

First Round

#7 Michigan 67, #10 Northwestern 54
#6 Penn State 63, #11 Minnesota 52
#9 Illinois 59, #8 Indiana 53

Quarterfinals

#2 Michigan State 61, #7 Michigan 50
#3 Iowa 82, #6 Penn State 75
#1 Ohio State 66, #9 Illinois 55
#4 Wisconsin 73, #5 Purdue 51

Semifinals

#3 Iowa 59, #2 Michigan State 54
#1 Ohio State 82, #4 Wisconsin 73

Final

#1 Ohio State 66, #3 Iowa 64

2011 (at Indianapolis, Ind. - Conseco Fieldhouse)

First Round

#7 Purdue 66, #10 Indiana 62
#11 Illinois 63, #6 Wisconsin 56
#8 Northwestern 53, #9 Minnesota 44

Quarterfinals

#2 Penn State 73, #7 Purdue 61
#11 Illinois 55, #3 Michigan 47
#1 Michigan State 56, #8 Northwestern 25
#5 Ohio State 71, #4 Iowa 61

Semifinals

#2 Penn State 79, #11 Illinois 64
#5 Ohio State 72, #1 Michigan State 57

Final

#5 Ohio State 84, #2 Penn State 70

2012 (at Indianapolis, Ind. - Bankers Life Fieldhouse)

First Round

#7 Michigan 68, #10 Illinois 53
#6 Nebraska 88, #11 Northwestern 56
#8 Minnesota 81, #9 Wisconsin 49
#5 Michigan State 97, #12 Indiana 68

Quarterfinals

#2 Ohio State 57, #7 Michigan 48
#6 Nebraska 80, #3 Iowa 68
#1 Penn State 78, #8 Minnesota 74
#4 Purdue 73, #5 Michigan State 64

Semifinals

#6 Nebraska 77, #2 Ohio State 62
#4 Purdue 68, #1 Penn State 66

Final

#4 Purdue 74, #6 Nebraska 70 (2OT)

2013 (at Hoffman Estates, Ill. - Sears Centre)

First Round

#7 Iowa 60, #10 Northwestern 55
#11 Wisconsin 58, #6 Illinois 57
#9 Ohio State 58, #8 Minnesota 47
#5 Michigan 67, #12 Indiana 40

Quarterfinals

#2 Nebraska 76, #7 Iowa 61
#3 Purdue 74, #11 Wisconsin 62
#1 Penn State 76, #9 Ohio State 66
#4 Michigan State 62, #5 Michigan 46

Semifinals

#3 Purdue 77, #2 Nebraska 64
#4 Michigan State 54, #1 Penn State 46

Final

#3 Purdue 62, #4 Michigan State 47

2014 (at Indianapolis, Ind. - Bankers Life Fieldhouse)

First Round

#8 Ohio State 86, #9 Northwestern 77
#5 Iowa 81, #12 Illinois 62
#7 Michigan 82, #10 Indiana 57
#6 Minnesota 74, #11 Wisconsin 68 (OT)

Quarterfinals

#8 Ohio State 99, #1 Penn State 82
#5 Iowa 87, #4 Purdue 80
#2 Michigan State 61, #7 Michigan 58
#3 Nebraska 80, #6 Minnesota 67

Semifinals

#5 Iowa 77, #8 Ohio State 73
#3 Nebraska 86, #2 Michigan State 58

Final

#3 Nebraska 72, #5 Iowa 65

2015 (at Hoffman Estates, Ill. - Sears Centre)

First Round

#12 Indiana 68, #13 Penn State 63
#14 Purdue 58, #11 Wisconsin 56

Second Round

#9 Michigan State 69, #8 Michigan 49
#5 Rutgers 63, #12 Indiana 52
#7 Nebraska 86, #10 Illinois 71
#6 Minnesota 82, #14 Purdue 78

Quarterfinals

#1 Maryland 70, #9 Michigan State 60
#4 Northwestern 62, #5 Rutgers 57
#2 Iowa 74, #7 Nebraska 65
#3 Ohio State 83, #6 Minnesota 71

Semifinals

#1 Maryland 74, #4 Northwestern 63
#3 Ohio State 91, #2 Iowa 85

Final

#1 Maryland 77, #3 Ohio State 74

2016 (at Indianapolis, Ind. - Bankers Life Fieldhouse)

First Round

#12 Northwestern 76, #13 Wisconsin 72 (OT)
#11 Penn State 75, #14 Illinois 66

Second Round

#9 Iowa 97, #8 Michigan 85
#12 Northwestern 84, #5 Minnesota 74
#10 Rutgers 66, #7 Nebraska 63
#6 Purdue 70, #11 Penn State 59

Quarterfinals

#1 Maryland 75, #9 Iowa 55
#12 Northwestern 79, #4 Indiana 73
#2 Ohio State 73, #10 Rutgers 58
#3 Michigan State 65, #6 Purdue 64

Semifinals

#1 Maryland 83, #12 Northwestern 62
#3 Michigan State 82, #2 Ohio State 63

Final

#1 Maryland 60, #3 Michigan State 44

2017 (at Indianapolis, Ind. - Bankers Life Fieldhouse)

First Round

#12 Illinois 79, #13 Nebraska 70
#11 Wisconsin 61, #14 Rutgers 55

Second Round

#9 Northwestern 78, #8 Iowa 73
#5 Purdue 72, #12 Illinois 58
#10 Minnesota 70, #7 Penn State 64
#6 Michigan State 70, #11 Wisconsin 63

Quarterfinals

#1 Ohio State 99, #9 Northwestern 68
#5 Purdue 66, #4 Indiana 60
#2 Maryland 92, #10 Minnesota 80
#6 Michigan State 74, #3 Michigan 64

Semifinals

#5 Purdue 71, #1 Ohio State 60
#2 Maryland 100, #6 Michigan State 89

Final

#2 Maryland 74, #5 Purdue 64

2018 (at Indianapolis, Ind. - Bankers Life Fieldhouse)

First Round

#12 Northwestern 68, #13 Wisconsin 63
#11 Penn State 83, #14 Illinois 57

Second Round

#9 Rutgers 62, #8 Purdue 60
#5 Iowa 55, #12 Northwestern 45
#7 Indiana 111, #10 Michigan State 109 (4OT)
#6 Michigan 77, #11 Penn State 48

Quarterfinals

#1 Ohio State 82, #9 Rutgers 57
#4 Minnesota 90, #5 Iowa 89
#2 Maryland 67, #7 Indiana 54
#3 Nebraska 61, #6 Michigan 54

Semifinals

#1 Ohio State 90, #4 Minnesota 88
#2 Maryland 66, #3 Nebraska 53

Final

#1 Ohio State 79, #2 Maryland 69

2019 (at Indianapolis, Ind. - Bankers Life Fieldhouse)

First Round

#13 Wisconsin 65, #12 Penn State 57
#11 Purdue 72, #14 Illinois 60

Second Round

#9 Michigan State 68, #8 Northwestern 52
#13 Wisconsin 73, #5 Ohio State 63
#10 Indiana 66, #7 Minnesota 58
#11 Purdue 75, #6 Nebraska 71

Quarterfinals

#1 Maryland 71, #9 Michigan State 55
#4 Michigan 73, #13 Wisconsin 65 (2OT)
#2 Iowa 70, #10 Indiana 61
#3 Rutgers 64, #11 Purdue 49

Semifinals

#1 Maryland 73, #4 Michigan 72
#2 Iowa 72, #3 Rutgers 67

Final

#2 Iowa 90, #1 Maryland 76

2020 (at Indianapolis, Ind. - Bankers Life Fieldhouse)

First Round

#12 Wisconsin 71, #13 Illinois 55
#11 Minnesota 85, #14 Penn State 65

Second Round

#9 Purdue 72, #8 Michigan State 63
#5 Rutgers 63, #12 Wisconsin 55
#7 Michigan 81, #10 Nebraska 75
#6 Ohio State 77, #11 Minnesota 56

Quarterfinals

#1 Maryland 74, #9 Purdue 62
#4 Indiana 78, #5 Rutgers 60
#7 Michigan 67, #2 Northwestern 59
#6 Ohio State 87, #3 Iowa 66

Semifinals

#1 Maryland 66, #4 Indiana 51
#6 Ohio State 66, #7 Michigan 60

Final

#1 Maryland 82, #6 Ohio State 65

BIG TEN TOURNAMENT RESULTS/HISTORY

2021 (at Indianapolis, Ind. - Bankers Life Fieldhouse)

First Round
#12 Illinois 67, #13 Wisconsin 42

Second Round
#8 Nebraska 72, #9 Minnesota 61
#5 Northwestern 67, #12 Illinois 42
#7 Michigan State 75, #10 Penn State 66
#6 Iowa 83, #11 Purdue 72

Quarterfinals
#1 Maryland 83, #8 Nebraska 73
#5 Northwestern 65, #4 Michigan 49
#7 Michigan State 69, #2 Indiana 61
#6 Iowa 73, #3 Rutgers 62

Semifinals
#1 Maryland 85, #5 Northwestern 52
#6 Iowa 87, #7 Michigan State 72

Final
#1 Maryland 104, #6 Iowa 84

NOTE: Ohio State did not compete in 2021 tournament due to self-imposed postseason ban

2022 (at Indianapolis, Ind. - Gainbridge Fieldhouse)

First Round
#13 Rutgers 75, #12 Penn State 50
#14 Illinois 75, #11 Wisconsin 66

Second Round
#8 Michigan State 73, #9 Purdue 69
#5 Indiana 66, #13 Rutgers 54
#7 Northwestern 65, #10 Minnesota 60
#6 Nebraska 92, #14 Illinois 74

Quarterfinals
#1 Ohio State 74, #8 Michigan State 58
#5 Indiana 62, #4 Maryland 51
#2 Iowa 72, #7 Northwestern 59
#6 Nebraska 76, #3 Michigan 73

Semifinals
#5 Indiana 70, #1 Ohio State 62
#2 Iowa 83, #6 Nebraska 66

Final
#2 Iowa 74, #5 Indiana 67

2023 (at Minneapolis, Minn. - Target Center)

First Round
#13 Penn State 72, #12 Minnesota 67
#11 Rutgers 63, #14 Northwestern 59

Second Round
#9 Michigan State 67, #8 Nebraska 64
#5 Michigan 63, #13 Penn State 61
#7 Purdue 57, #10 Wisconsin 55
#6 Illinois 81, #11 Rutgers 55

Quarterfinals
#1 Indiana 94, #9 Michigan State 85
#4 Ohio State 81, #5 Michigan 79
#2 Iowa 69, #7 Purdue 58
#3 Maryland 73, #6 Illinois 58

Semifinals
#4 Ohio State 79, #1 Indiana 75
#2 Iowa 89, #3 Maryland 84

Final
#2 Iowa 105, #4 Ohio State 72

2024 (at Minneapolis, Minn. - Target Center)

First Round
#12 Purdue 78, #13 Northwestern 72
#11 Minnesota 77, #14 Rutgers 69

Second Round
#8 Maryland 75, #9 Illinois 65
#5 Nebraska 64, #12 Purdue 56
#7 Penn State 80, #10 Wisconsin 56
#6 Michigan 76, #11 Minnesota 57

Quarterfinals
#8 Maryland 82, #1 Ohio State 61
#5 Nebraska 73, #4 Michigan State 61
#2 Iowa 95, #7 Penn State 62
#6 Michigan 69, #3 Indiana 56

Semifinals
#5 Nebraska 78, #8 Maryland 68
#2 Iowa 95, #6 Michigan 68

Final
#2 Iowa 94, #5 Nebraska 89 (OT)

COACHES RECORDS

By Winning Percentage

Coach, School	W	L	Pct.
Carolyn Peck, PUR	6	0	1.000
Brenda (Oldfield) Frese, MINN/MD	22	6	.786
Kristy Curry, PUR	14	4	.778
Jim Foster, OSU	20	7	.741
Sharon Versyp, IND/PUR	25	12	.676
Connie Yori, NEB	8	4	.667
Nancy Darsch, OSU	6	3	.667
Rene Portland, PSU	20	11	.645
Lisa Bluder, IOWA	32	19	.627
Jollette Law, ILL	7	5	.583
Kevin McGuff, OSU*	11	9	.555
Kathi Bennett, IND	6	5	.545
Angie Lee, IOWA	6	5	.545
Suzy Merchant, MSU	17	16	.515
Joanne P. McCallie, MSU	6	6	.500
Beth Burns, OSU	5	5	.500
Lin Dunn, PUR	2	2	.500
Dawn Plitzuweit, MINN	1	1	.500
Amy Williams, NEB	7	8	.466
Sue Guevara, MICH	6	7	.462
Theresa Grentz, ILL	10	12	.455
Jonathan Tsipis, WIS	4	5	.444
Teri Moren, IND	8	10	.444
Marlene Stollings, MINN	3	4	.429
Kim Barnes Arico, MICH	9	12	.429
C. Vivian Stringer, RU	5	7	.417
Katie Gearlds, PUR	2	3	.400
Karen Langeland, MSU	4	6	.400
Lisa Stone, WIS	5	8	.385
Joe McKeown, NU	10	16	.385
Jim Izard, IND	3	5	.375
Kevin Borseth, MICH	3	5	.375
Coquese Washington, PSU/RU	8	14	.363
Shauna Green, ILL	1	2	.333
Pam Borton, MINN	6	12	.333
Felisha Legette-Jack, IND	3	6	.333
Jane Albright, WIS	4	9	.308
Carolyn Kieger, PSU	2	5	.286
Nancy Fahey, ILL	2	5	.286
Don Perrelli, NU	2	5	.286
Linda Hill-MacDonald, MINN	1	3	.250
Cheryl Burnett, MICH	1	4	.200
Matt Bollant, ILL	1	5	.167
June Olkowski, NU	1	5	.167
Bobbie Kelsey, WIS	1	5	.167
Lindsay Whalen, MINN	1	5	.166
Robyn Fralick, MSU	0	1	.000
Marisa Moseley, WIS	0	3	.000
Curt Miller, IND	0	2	.000
Trish Roberts, MICH	0	2	.000
Cheryl Littlejohn, MINN	0	4	.000
Beth Combs, NU	0	4	.000

By Victories

Coach, School	W	L	Pct.
Lisa Bluder, IOWA	32	19	.627
Sharon Versyp, IND/PUR	25	12	.676
Brenda (Oldfield) Frese, MINN/MD	22	6	.786
Jim Foster, OSU	20	7	.741
Rene Portland, PSU	20	11	.645
Suzy Merchant, MSU	17	16	.515
Kristy Curry, PUR	14	4	.778
Kevin McGuff, OSU*	11	9	.555
Joe McKeown, NU	10	16	.385
Theresa Grentz, ILL	10	12	.455
Kim Barnes Arico, MICH	9	12	.429
Connie Yori, NEB	8	4	.667
Teri Moren, IND	8	10	.444
Coquese Washington, PSU/RU	8	14	.363
Jollette Law, ILL	7	5	.583
Amy Williams, NEB	7	8	.466

Current coaches in bold

** - wins from 2017-19 tournaments subsequently vacated by NCAA*

NOTE: Minimum two tournaments coached

BIG TEN TOURNAMENT COMPOSITE STANDINGS

	W	L	Pct.	1st	2nd	Champion
Maryland	20	4	.833	5	2	2015-16-17-20-21
Purdue	46	21	.687	9	5	1998-99-2000-03-04-07-08-12-13
Ohio State*	45	23	.662	5	6	1982-2006-09-10-11
Iowa	38	25	.603	6	3	1997-2001-19-22-23-24
Nebraska	12	11	.522	1	2	2014
Penn State	28	27	.509	2	5	1995-96
Michigan State	28	29	.491	1	2	2005
Illinois	23	30	.434	0	4	
Indiana	23	30	.434	1	1	2002
Rutgers	7	9	.438	0	0	
Michigan	17	30	.367	0	0	
Northwestern	15	30	.333	0	0	
Wisconsin	15	30	.333	0	1	
Minnesota	11	30	.269	0	0	

NOTES: includes results from 1982 tournament; sorted by tournament winning percentage

** - 2018 title and wins from 2017-19 tournaments subsequently vacated by NCAA*

BIG TEN TOURNAMENT RECORD BY SEED

Seed	#1	#2	#3	#4	#5	#6	#7	#8	#9	#10	#11	#12	#13	#14	TOT
#1 vs.	-	2-4	5-1	8-6	6-5	2-0	1-0	10-3	16-1	-	-	1-0	-	-	51-20
#2 vs.	4-2	-	6-9	3-0	3-2	7-1	19-6	-	-	5-0	1-0	-	-	-	48-20
#3 vs.	1-5	9-6	-	2-1	1-0	14-11	2-1	-	1-0	-	4-1	-	-	-	34-25
#4 vs.	6-8	0-3	1-2	-	14-14	1-0	-	1-0	-	-	-	0-1	1-0	-	24-28
#5 vs.	5-6	2-3	0-1	14-14	-	-	1-0	2-0	0-1	-	-	9-1	2-1	-	35-27
#6 vs.	0-2	1-7	11-14	0-1	-	-	2-1	-	-	-	23-5	-	-	2-0	39-30
#7 vs.	0-1	6-19	1-2	-	0-1	1-2	-	-	-	25-5	-	-	-	-	33-30
#8 vs.	3-10	-	-	0-1	0-2	-	-	-	13-17	-	-	-	-	-	16-30
#9 vs.	1-16	-	0-1	-	1-0	-	-	17-13	-	-	-	-	-	-	19-30
#10 vs.	-	0-5	-	-	-	-	5-25	-	-	-	-	-	-	-	5-30
#11 vs.	-	0-1	1-4	-	-	5-23	-	-	-	-	-	-	-	7-2	13-30
#12 vs.	0-1	-	-	1-0	1-9	-	-	-	-	-	-	-	7-3	-	9-13
#13 vs.	-	-	-	0-1	1-2	-	-	-	-	-	-	3-7	-	-	4-10
#14 vs.	-	-	-	-	-	0-2	-	-	-	-	2-7	-	-	-	2-9

NOTE: does not include results from 1982 tournament (teams were not seeded)

BIG TEN TOURNAMENT HONORS/ATTENDANCE

ALL-TOURNAMENT SELECTIONS

ILLINOIS (9)

Ashley Berggren, G, 1997
Katie Coleman, F, 1997
Tajua Catchings, F, 1999-00
Allison Curtin, G, 1999-01
Rebecca Harris, G, 2008
Jenna Smith, F/C, 2008-09

INDIANA (7)

Heather Cassady, G, 2002
Jill Chapman, C, 2002
Cyndi Valentin, G, 2006
Ali Patberg, G, 2019-20
Grace Berger, G, 2022
Nicole Cardaño-Hillary, G, 2022

IOWA (25)

Angela Hamblin, F, 1996-97
Samantha Logic, G, 2014
Tangela Smith, C, 1997-98
Cara Consuegra, G, 2001
Randi Peterson, C, 2001
Kachine Alexander, G, 2010
Kelly Krei, F, 2010
Kamille Wahlin, G, 2010
Ally Disterhoft, G, 2014
Bethany Doolittle, C, 2014-15
Megan Gustafson, F, 2018-19
Hannah Stewart, F, 2019
Caitlin Clark, G, 2021-22-23-24
Monika Czinano, F/C, 2021-22-23
Gabbie Marshall, G, 2023
Sydney Affolter, G, 2024

MARYLAND (13)

Lexie Brown, G, 2015
Brionna Jones, C, 2016-17
Shatori Walker-Kimbrough, G, 2016-17
Destiny Slocum, G, 2017
Kaia Charles, G, 2018-19
Stephanie Jones, F, 2020
Ashley Owusu, G, 2020-21
Diamond Miller, G, 2021-22

MICHIGAN (3)

Molly Murray, F, 1998
Naz Hillmon, F, 2020
Laila Phelia, G, 2024

MICHIGAN STATE (8)

Paula Sanders, F, 1997
Kristin Haynie, G, 2005
Kelli Roehrig, C, 2005
Liz Shimek, F, 2006
Allyssa DeHaan, C, 2007
Jasmine Thomas, G, 2013
Aerial Powers, F, 2016
Nia Clouden, G, 2021

MINNESOTA (5)

Janel McCarville, C, 2004-05
Jamie Broback, F, 2005
Amanda Zahui B., C, 2015
Charlie Wagner, G, 2018

NEBRASKA (7)

Jordan Hooper, F, 2012-14
Lindsy Moore, G, 2005-13
Rachel Theriot, G, 2014
Jaz Shelley, G, 2024
Alexis Markowski, C, 2024

NORTHWESTERN (1)

Nia Coffey, F, 2016

OHIO STATE (26)

Peggy Evans, F, 1995
Katie Smith, F, 1995
Kim Wilburn, G, 2003
Caity Matter, G, 2003
Brandie Hoskins, G, 2005-06
Jessica Davenport, C, 2006-07
Star Allen, F, 2009
Jantel Lavender, C, 2009-10-11
Samantha Prahalis, G, 2010-11-12
Taylor Hill, G, 2011
Ameryst Alston, G, 2014
Alexa Hart, F, 2015
Kelsey Mitchell, G, 2015-16-18
Stephanie Mavunga, F, 2018

Dorka Juhász, F, 2020
Jacy Sheldon, G, 2022
Cotie McMahon, F, 2023
Taylor Thierry, G/F, 2023

PENN STATE (16)

Missy Masley, F, 1995
Angie Potthoff, F, 1995-96
Tina Nicholson, G, 1995-96
Andrea Garner, F/C, 1998-00
Helen Darling, G, 2000
Kelly Mazzante, G, 2002-04
Tanisha Wright, G, 2002-03
Jess Strom, G, 2004
Alex Bentley, G, 2011
Maggie Lucas, G, 2011-13

PURDUE (34)

Jannon Roland, F, 1996
Stacey Lovelace, F, 1996
Ukari Figgs, G, 1998-99
Stephanie White, G/F, 1998-99
Katie Douglas, G/F, 1999-00-01
Camille Cooper, C, 2000-01
Shereka Wright, F, 2003-04-05
Erika Valek, G, 2003
Katie Gearlds, F, 2004-06-07
Erin Lawless, F, 2006-07
Lindsay Wisdom-Hylton, F, 2007-09
FahKara Malone, G, 2008
Keshia Mosley, F, 2008
Kalika France, F, 2008
Danielle Campbell, C, 2008
Brittany Rayburn, G, 2009-12
KK Houser, G, 2012-13
Drey Mingo, F, 2013
Courtney Moses, G, 2013
Ashley Morrisette, G, 2017
Dominique Oden, G, 2017

RUTGERS (1)

Stasha Carey, F, 2019

WISCONSIN (1)

Jessie Stomski, F, 2002

JIM & KITTY DELANY MOST OUTSTANDING PLAYERS

1995 Missy Masley, Sr., F, PSU
1996 Angie Potthoff, Jr., F, PSU
1997 Angela Hamblin, Jr., G, IOWA
1998 Andrea Garner, So., F/C, PSU
1999 Stephanie White, Sr., G, PUR
2000 Helen Darling, Sr., G, PSU
2001 Cara Consuegra, Sr., G, IOWA
2002 Heather Cassady, Sr., G, IND
2003 Shereka Wright, Jr., F, PUR
2004 Shereka Wright, Sr., F, PUR
2005 Kristin Haynie, Sr., G, MSU
2006 Brandie Hoskins, Jr., G, OSU
2007 Katie Gearlds, Sr., G, PUR
2008 FahKara Malone, So., G, PUR
2009 Jantel Lavender, So., C, OSU
2010 Jantel Lavender, Jr., C, OSU
2011 Jantel Lavender, Sr., C, OSU
2012 Brittany Rayburn, Sr., G, PUR
2013 Drey Mingo, Gr., F, PUR
2014 Rachel Theriot, So., G, NEB
2015 Lexie Brown, So., G, MD
2016 Shatori Walker-Kimbrough, Sr., G, MD
2017 Brionna Jones, Sr., C, MD
2018 Kelsey Mitchell, Sr., G, OSU
2019 Megan Gustafson, Sr., C, IOWA
2020 Ashley Owusu, Fr., G, MD
2021 Diamond Miller, So., G, MD
Ashley Owusu, So., G, MD
Caitlin Clark, So., G, IOWA
2022 Caitlin Clark, Jr., G, IOWA
2023 Caitlin Clark, Jr., G, IOWA
2024 Caitlin Clark, Sr., G, IOWA

NOTE: Award first named for Jim & Kitty Delany at 2020 tournament

BIG TEN TOURNAMENT ATTENDANCE

Year	1st Round	1st/2nd Round	1st/2nd Round	Quarterfinals-1	Quarterfinals-2	Semifinals	Championship	Total	Avg. Per Session
1995	-----	-----	3,782	4,293	5,006	4,240	4,590	21,911	4,382
1996	-----	-----	3,517	4,038	3,688	4,840	6,783	22,866	4,573
1997	-----	-----	4,548	5,755	4,285	4,725	5,490	24,803	4,961
1998	-----	-----	4,280	6,363	4,796	4,505	5,930	25,874	5,175
1999	-----	-----	4,961	7,317	4,948	6,123	6,459	29,808	5,962
2000	-----	-----	5,053	4,753	5,664	6,672	5,256	27,398	5,480
2001	-----	-----	5,340	2,796	5,566	7,948	5,369	27,019	5,404
2002	-----	-----	5,630	6,324	5,614	9,358	9,221	36,147	7,229
2003	-----	-----	4,854	5,318	5,743	6,898	7,847	30,660	6,132
2004	-----	-----	5,521	6,768	7,405	8,524	9,417	37,635	7,527
2005	-----	-----	4,966	6,940	5,701	5,847	6,757	30,211	6,042
2006	-----	-----	6,015	7,493	7,681	8,780	8,669	38,638	7,728
2007	-----	-----	5,026	5,326	5,388	6,879	6,550	29,169	5,834
2008	-----	-----	6,432 (1st rd)	7,321	6,936	7,684	7,221	35,594	7,119
2009	-----	-----	5,684	6,735	6,550	7,642	7,293	33,904	6,781
2010	-----	-----	5,438	6,219	7,153	7,471	6,832	33,113	6,623
2011	-----	-----	5,547	6,390	6,036	6,757	6,227	30,957	6,191
2012	-----	5,372	5,340	6,259	6,903	7,654	7,220	38,748	6,458
2013	-----	4,748	3,200	4,616	4,020	5,505	4,739	26,828	4,471
2014	-----	5,070	6,124	5,903	5,677	6,890	5,743	35,407	5,901
2015	3,471	4,941	3,681	5,293	4,781	5,642	4,131	31,940	4,563
2016	4,662	4,783	5,011 (2nd rd)	6,606	6,043	6,285	5,109	38,499	5,500
2017	4,830	3,570	3,431	5,004	4,065	5,408	4,881	31,189	4,456
2018	3,119	3,565	3,813	5,274	5,538	7,499	4,519	33,327	4,761
2019	3,014	3,173	3,445	4,014	4,325	4,415	4,427	26,813	3,830
2020	3,793	4,158	4,349	5,713	4,798	7,213	4,687	34,711	4,959
2021+	460	716	1,064	779	1,476	1,144	1,202	6,841	977
2022	4,333	5,247	4,523	5,906	6,164	7,749	8,709	42,631	6,090
2023	4,890	4,908	5,124	5,545	8,577	9,375	9,505	47,923	6,846
2024#	18,392	18,392	18,392	18,481	18,575	18,746 [^]	18,534	129,512*	18,501*
Total	50,964	68,643	154,091	179,542	179,102	208,418	199,317	1,040,076	—
Average	5,096	5,280	5,136	5,985	5,970	6,947	6,644	34,669	6,015

Figures in bold indicate round record
* - total/average attendance records

Tournament extended to six sessions in 2012 and seven sessions in 2015
[^] - single-session attendance record

- first sellout in tournament history
+ - Capacity limited to 2,500 due to COVID-19 local guidelines

Tournament sites: Indianapolis, Ind. from 1995-2000, 2002-12, 2014 & 2016-22; Grand Rapids, Mich. in 2001; Hoffman Estates, Ill. in 2013 and 2015; Minneapolis, Minn. from 2023-24.
Tournament format from 1995-2011: Session 1 - First Round; Session 2 and 3 - Quarterfinals; Session 4 - Semifinals; Session 5 - Championship
Tournament format from 2012-14: Session 1 and 2 - First Round; Session 3 and 4 - Quarterfinals; Session 5 - Semifinals; Session 6 - Championship
Tournament format since 2015: Session 1 - First Round; Session 2 and 3 - Second Round; Session 4 and 5 - Quarterfinals; Session 6 - Semifinals; Session 7 - Championship

BIG TEN TOURNAMENT RECORDS

INDIVIDUAL

POINTS

Single Game

1.	48	Megan Gustafson, Iowa vs. Minnesota	3/2/18
2.	45	Megan Gustafson, Iowa vs. Maryland	3/10/19
3.	43	Kelsey Mitchell, Ohio State vs. Rutgers	3/4/16
4.	41	Caitlin Clark, Iowa vs. Nebraska	3/5/22
5.	38	Teniya Page, Penn State vs. Illinois	2/28/18
		Amanda Cahill, Indiana vs. Michigan State	3/1/18
		Monika Czinano, Iowa vs. Purdue	3/10/21
8.	37	Jantel Lavender, Ohio State vs. Michigan State	3/5/11
9.	36	Kaila Charles, Maryland vs. Iowa	3/10/19
10.	35	<i>Five times, most recently by:</i>	
		Teniya Page, Penn State vs. Minnesota	3/2/17

Single Tournament

1.	107	Monika Czinano, Iowa	2021
2.	100	Nia Coffey, Northwestern	2016
3.	96	Peggy Evans, Ohio State	1995
4.	95	Megan Gustafson, Iowa	2019
5.	89	Kelsey Mitchell, Ohio State	2015
		Caitlin Clark, Iowa	2021
7.	86	Andrea Garner, Penn State	1998
		Kelly Mazzante, Penn State	2002
		Caitlin Clark, Iowa	2024
10.	84	Jessica Davenport, Ohio State	2007

FIELD GOALS

Single Game

1.	19	Megan Gustafson, Iowa vs. Minnesota	3/2/18
2.	17	Megan Gustafson, Iowa vs. Maryland	3/10/19
3.	16	Monika Czinano, Iowa vs. Purdue	3/10/21
4.	15	Barb Franke, Wisconsin vs. Michigan State	3/4/95
		Jantel Lavender, Ohio State vs. Michigan State	3/5/11
		Kelsey Mitchell, Ohio State vs. Rutgers	3/4/16
		Nia Coffey, Northwestern vs. Iowa	3/2/17
		Kaila Charles, Maryland vs. Iowa	3/10/19
9.	14	<i>Five times, most recently by:</i>	
		Amanda Cahill, Indiana vs. Michigan State	3/1/18

Single Tournament

1.	48	Monika Czinano, Iowa	2021
2.	41	Nia Coffey, Northwestern	2016
3.	38	Andrea Garner, Penn State	1998
4.	37	Megan Gustafson, Iowa	2019
5.	35	Peggy Evans, Ohio State	1995
6.	31	Kelly Mazzante, Penn State	2002
		Monika Czinano, Iowa	2022
8.	30	Angie Potthoff, Penn State	1996
		Jantel Lavender, Ohio State	2011
		Ameryst Alston, Ohio State	2014

FIELD GOAL ATTEMPTS

Single Game

1.	31	Alyssa Karel, Wisconsin vs. Illinois	3/3/11
2.	30	Kaila Charles, Maryland vs. Iowa	3/10/19
3.	29	Kelly Mazzante, Penn State vs. Ohio State	3/1/02
		Caitlin Clark, Iowa vs. Nebraska	3/10/24
5.	28	Shay Colley, Michigan State vs. Indiana	3/1/18
6.	27	Jolene Anderson, Wisconsin vs. Indiana	3/3/05
		Caitlin Clark, Iowa vs. Nebraska	3/5/22
8.	26	Nia Coffey, Northwestern vs. Maryland	3/5/16
		Nia Coffey, Northwestern vs. Iowa	3/2/17
		Tyra Buss, Indiana vs. Michigan State	3/1/18
		Megan Gustafson, Iowa vs. Minnesota	3/2/18
		Kelsey Mitchell, Ohio State vs. Minnesota	3/3/18

Single Tournament

1.	96	Nia Coffey, Northwestern	2016
2.	75	Caitlin Clark, Iowa	2021
3.	68	Kelly Mazzante, Penn State	2002
4.	67	Caitlin Clark, Iowa	2024
5.	63	Andrea Garner, Penn State	1998
		Kelsey Mitchell, Ohio State	2018
7.	62	Jenna Smith, Illinois	2008
		Monika Czinano, Iowa	2021
9.	61	Megan Gustafson, Iowa	2019
10.	60	Kaila Charles, Maryland	2019
		Caitlin Clark, Iowa	2022

FIELD GOAL PERCENTAGE

Single Game (*minimum 10 made*)

1.	.909	Drey Mingo (10-11), Purdue vs. Michigan State	3/10/13
2.	.889	Monika Czinano (16-18), Iowa vs. Purdue	3/10/21
3.	.875	Liz Shimek (14-16), Michigan State vs. Iowa	3/3/06

4.	.857	Allyssa DeHaan (12-14), Michigan State vs. Minnesota	3/2/07
		Brionna Jones (12-14), Maryland vs. Michigan State	3/4/17
6.	.846	Brionna Jones (11-13), Maryland vs. Purdue	3/5/17
7.	.800	Ameryst Alston (12-15), Ohio State vs. Penn State	3/7/14
8.	.786	Angie Potthoff (11-14), Penn State vs. Iowa	3/3/95
		Peggy Evans (11-14), Ohio State vs. Purdue	3/4/95
10.	.769	Angie Potthoff (10-13), Penn State vs. Ohio State	3/3/96
		Stephanie Mavunga (10-13), Ohio State vs. Minnesota	3/3/18
		Monika Czinano (10-13), Iowa vs. Maryland	3/13/21

Single Tournament (*minimum five made per game/two games played*)

1.	.824	Peyton Whitted (14-17), Penn State	2016
2.	.774	Monika Czinano (48-62), Iowa	2021
		Monika Czinano (24-31), Iowa	2023
4.	.769	Linnae Harper (10-13), Ohio State	2017
5.	.763	Brionna Jones (29-38), Maryland	2017
6.	.756	Monika Czinano (31-41), Iowa	2022
7.	.750	Tangela Smith (24-32), Iowa	1998
		Courtney Coleman (24-32), Ohio State	2003
		Megan Gustafson (12-16), Iowa	2016
		Stephanie Mavunga (24-32), Ohio State	2017

THREE-POINT FIELD GOALS

Single Game

1.	9	Kelly Mazzante, Penn State vs. Wisconsin	3/3/02
		Jaz Shelley, Nebraska vs. Illinois	3/3/22
3.	8	Kelsey Mitchell, Ohio State vs. Rutgers	3/4/16
4.	7	Brittany Johnson, Ohio State vs. Iowa	3/4/11
		Brittany Rayburn, Purdue vs. Michigan State	3/2/12
		Maggie Lucas, Penn State vs. Michigan State	3/9/13
		Natalie Romeo, Nebraska vs. Illinois	3/5/15
		Natalie Romeo, Nebraska vs. Rutgers	3/3/16
		Tori Jankoska, Michigan State vs. Maryland	3/4/17
		Gabbie Marshall, Iowa vs. Rutgers	3/11/21
		Gabbie Marshall, Iowa vs. Maryland	3/4/23
		Sophie Swanson, Purdue vs. Nebraska	3/7/24

Single Tournament

1.	16	Jaz Shelley, Nebraska	2024
2.	15	Kelly Mazzante, Penn State	2002
3.	14	Jaz Shelley, Nebraska	2022
4.	13	Caity Matter, Ohio State	2003
		Gabbie Marshall, Iowa	2023
		Caitlin Clark, Iowa	2023
7.	12	Kelsey Mitchell, Ohio State	2015
		Tori Jankoska, Michigan State	2017
		Kelsey Mitchell, Ohio State	2018
10.	11	Melissa Dixon, Iowa	2014
		Natalie Romeo, Nebraska	2015
		Dominique Oden, Purdue	2017
		Taylor Mikesell, Maryland	2020
		Caitlin Clark, Iowa	2021
		Gabbie Marshall, Iowa	2021
		Caitlin Clark, Iowa	2022

THREE-POINT FIELD GOAL ATTEMPTS

Single Game

1.	17	Maddie Burke, Penn State vs. Michigan State	3/10/21
		Caitlin Clark, Iowa vs. Nebraska	3/10/24
3.	16	Tori Jankoska, Michigan State vs. Maryland	3/4/17
4.	15	Destiny Pitts, Minnesota vs. Iowa	3/2/18
5.	14	Kelly Mazzante, Penn State vs. Wisconsin	3/3/02
		Kelly Mazzante, Penn State vs. Ohio State	3/9/03
		Brittany Johnson, Ohio State vs. Iowa	3/4/11
		Amber Moore, Illinois vs. Penn State	3/5/11
		Amber Moore, Illinois vs. Iowa	3/6/14
		Rachel Banham, Minnesota vs. Northwestern	3/3/16
		Taylor Mikesell, Maryland vs. Purdue	3/6/20
		Caitlin Clark, Iowa vs. Penn State	3/8/24

Single Tournament

1.	42	Caitlin Clark, Iowa	2024
2.	40	Jaz Shelley, Nebraska	2024
3.	35	Caitlin Clark, Iowa	2021
4.	33	Caitlin Clark, Iowa	2023
5.	31	Kelly Mazzante, Penn State	2002
		Caity Matter, Ohio State	2003
7.	30	Kierstan Bell, Ohio State	2020
8.	29	Taylor Mikesell, Maryland	2020
9.	28	Gabbie Marshall, Iowa	2021
		Caitlin Clark, Iowa	2022

BIG TEN TOURNAMENT RECORDS

THREE-POINT FIELD GOAL PERCENTAGE

Single Game (minimum five attempts)

1.	1.000	Alyssa Karel (5-5), Wisconsin vs. Ohio State	3/6/10
2.	.833	Katie Coleman (5-6), Illinois vs. Michigan State	3/2/97
		Allison Curtin (5-6), Illinois vs. Iowa	3/3/01
		Ameryst Alston (5-6), Ohio State vs. Penn State	3/7/14
		Nicole Munger (5-6), Michigan vs. Maryland	3/9/19
7.	.800	Aaliyah Nye (5-6), Illinois vs. Wisconsin	3/2/22
		Chrissy Falcone (4-5), Penn State vs. Northwestern	2/27/98
		Dominique Oden (4-5), Purdue vs. Ohio State	3/4/17
		Jada Peebles (4-5), Illinois vs. Wisconsin	3/2/22
10.	.750	Molly Murray (6-8), Michigan vs. Northwestern	3/1/96
		Shatori Walker-Kimbrough (6-8), Maryland vs. Minnesota	3/3/17

Single Tournament (minimum eight attempts)

1.	.818	Katie Gearlds (9-11), Purdue	2004
2.	.778	Alyssa Karel (7-9), Wisconsin	2010
3.	.750	Kamela Gissendanner (6-8), Penn State	2007
		Ali Patberg (6-8), Indiana	2019
5.	.700	Stephanie White (7-10), Purdue	1996
	.700	Natalie Romeo (7-10), Nebraska	2016
7.	.667	Taylor Alton (6-9), Michigan State	2012
		Caileigh Walsh (6-9), Northwestern	2023
9.	.636	Allison Curtin (7-11), Illinois	2001
		Jess Strom (7-11), Penn State	2004
		Brannndais Agee (7-11), Michigan State	2017
		Aaliyah Nye (7-11), Illinois	2022

FREE THROWS

Single Game

1.	15	Arella Guirantes, Rutgers vs. Indiana	3/6/20
2.	14	Jessica Davenport, Ohio State vs. Indiana	3/2/07
3.	13	Lindsay Whalen, Minnesota vs. Indiana	3/1/01
		Jantel Lavender, Ohio State vs. Wisconsin	3/6/10
		Lindsey Moore, Nebraska vs. Purdue	3/4/12
		Nia Clouden, Michigan State vs. Indiana	3/11/21
		DeeDee Hagemann, Michigan State vs. Indiana	3/3/23
		Kaylene Smikle, Rutgers vs. Illinois	3/2/23
9.	12	<i>Seven times, most recently by:</i> Caitlin Clark, Iowa vs. Penn State	3/8/24

Single Tournament

1.	27	Lindsey Moore, Nebraska	2012
2.	26	Jessica Davenport, Ohio State	2007
3.	25	Katie Smith, Ohio State	1995
4.	24	Jordan Hooper, Nebraska	2012
5.	23	Cara Consuegra, Iowa	2001
		Shereka Wright, Purdue	2003
		Jantel Lavender, Ohio State	2010
		Kaila Charles, Maryland	2019
9.	22	Shereka Wright, Purdue	2004
		Caitlin Clark, Iowa	2021

FREE THROW ATTEMPTS

Single Game

1.	17	Jessica Davenport, Ohio State vs. Indiana	3/2/07
		Caitlin Clark Iowa vs. Ohio State	3/5/23
3.	16	FahKara Malone, Purdue vs. Indiana	3/7/08
		Arella Guirantes, Rutgers vs. Indiana	3/6/20
		Nia Clouden, Michigan State vs. Indiana	3/11/21
6.	15	Lindsey Moore, Nebraska vs. Purdue	3/4/12
		Ariel Edwards, Penn State vs. Ohio State	3/7/14
		Amaya Battle, Minnesota vs. Rutgers	3/6/24
9.	14	<i>10 times, most recently by:</i> Megan Gustafson, Iowa vs. Maryland	3/10/19

Single Tournament

1.	37	Jessica Davenport, Ohio State	2007
2.	32	Shereka Wright, Purdue	2003
3.	30	Lindsey Moore, Nebraska	2012
4.	29	Cara Consuegra, Iowa	2001
5.	28	Katie Smith, Ohio State	1995
		Shereka Wright, Purdue	2004
		FahKara Malone, Purdue	2008
		Jordan Hooper, Nebraska	2012
		Kaila Charles, Maryland	2019
		Nia Clouden, Michigan State	2021

FREE THROW PERCENTAGE

Single Game (minimum 10 attempts)

1.	1.000	Brittany Rayburn (12-12), Purdue vs. Indiana	3/3/11
		Julia Trogele (12-12), Penn State vs. Illinois	3/5/11
		Jordan Hooper (12-12), Nebraska vs. Purdue	3/4/12
		Samantha Prahalis (11-11), Ohio State vs. Wisconsin	3/6/10
		Tanisha Wright (10-10), Penn State vs. Indiana	3/7/03
		Shereka Wright (10-10), Purdue vs. Penn State	3/8/04
		Morgan Paige (10-10), Wisconsin vs. Illinois	3/7/13
		Rachel Banham (10-10), Minnesota vs. Wisconsin	3/6/14
		Kelsey Mitchell (10-10), Ohio State vs. Michigan State	3/5/16
		Veronica Burton (10-10), Northwestern vs. Minnesota	3/3/22

Single Tournament (minimum 10 attempts)

1.	1.000	Kachine Alexander (15-15), Iowa	2010
		Samantha Prahalis (15-15), Ohio State	2010
		Tanisha Wright (13-13), Penn State	2003
		Katie Gearlds (12-12), Purdue	2007
		Maggie Lucas (12-12), Penn State	2012
		Rachel Banham (12-12), Minnesota	2014
		Kelly Mazzante (11-11), Penn State	2003
		Andreona Keys (11-11), Purdue	2017
		Jacy Sheldon (11-11), Ohio State	2022
		Sydney Affolter (11-11), Iowa	2024
		Ukari Figgs (10-10), Purdue	1999
		Samantha Prahalis (10-10), Ohio State	2011
		Emily Cady (10-10), Nebraska	2014
		Jordan Hankins (10-10), Northwestern	2016
		Lauren Douglas (10-10), Northwestern	2017

REBOUNDS

Single Game

1.	24	Destiny Adams, Rutgers vs. Minnesota	3/6/24
2.	21	Stephanie Mavunga, Ohio State vs. Minnesota	3/3/18
3.	19	Jenna Smith, Illinois vs. Indiana	3/4/10
		Amanda Zahui B., Minnesota vs. Wisconsin	3/6/14
5.	18	Amanda Brown, Penn State vs. Illinois	3/2/07
6.	17	Angela Hawkins, Indiana vs. Wisconsin	3/6/03
		Jantel Lavender, Ohio State vs. Iowa	3/7/09
		Pallas Kunaiyi-Akpanah, Northwestern vs. Iowa	3/1/18
		Brannndais Agee, Michigan State vs. Indiana	3/1/18
		Megan Gustafson, Iowa vs. Indiana	3/8/19

Single Tournament

1.	46	Dorka Juhász, Ohio State	2020
2.	45	Alexis Markowski, Nebraska	2024
3.	41	Jantel Lavender, Ohio State	2009
4.	40	Brianna Jones, Maryland	2016
5.	39	Stephanie Mavunga, Ohio State	2018
		Megan Gustafson, Iowa	2019
		Stacey Lovelace, Purdue	1996
		Jantel Lavender, Ohio State	2011
7.	38	Jenna Smith, Illinois	2008
9.	37	Pallas Kunaiyi-Akpanah, Northwestern	2016
		Mckenna Warnock, Iowa	2021

ASSISTS

Single Game

1.	18	Rachel Theriot, Nebraska vs. Minnesota	3/7/14
2.	17	Caitlin Clark, Iowa vs. Ohio State	3/5/23
3.	15	Caitlin Clark, Iowa vs. Michigan	3/9/24
4.	13	Jaz Shelley, Nebraska vs. Iowa	3/10/24
5.	12	Helen Darling, Penn State vs. Illinois	3/4/00
		April Wilson, Purdue vs. Minnesota	3/5/15
7.	11	<i>10 times, most recently by:</i> Chloe Moore-McNeil, Indiana vs. Michigan State	3/3/23

Single Tournament

1.	37	Caitlin Clark, Iowa	2021
2.	34	Caitlin Clark, Iowa	2024
		Jaz Shelley, Nebraska	2024
4.	32	Samantha Logic, Iowa	2014
5.	30	Rachel Theriot, Nebraska	2014
		Ashley Deary, Northwestern	2016
		Caitlin Clark, Iowa	2023
8.	26	Tina Nicholson, Penn State	1995
9.	25	Channise Lewis, Maryland	2019
10.	24	Helen Darling, Penn State	2000
		Ashley Owusu, Maryland	2020

BIG TEN TOURNAMENT RECORDS

STEALS

Single Game

1.	10	Janel McCarville, Minnesota vs. Ohio State	3/5/04
2.	8	Michelle Duhart, Purdue vs. Penn State	3/2/98
		FahKara Malone, Purdue vs. Indiana	3/7/08
		Lacey Simpson, Illinois vs. Indiana	3/4/10
		Braxtin Miller, Ohio State vs. Minnesota	3/5/20
6.	7	Kiauna Burns, Minnesota vs. Wisconsin	2/28/97
		Kelly Komara, Purdue vs. Wisconsin	3/3/00
		Alex Bentley, Penn State vs. Minnesota	3/2/12
		Lexie Brown, Maryland vs. Michigan State	3/6/15
10.	6	20 times, most recently by: Blair Watson, Maryland vs. Iowa	3/10/19

Single Tournament

1.	17	FahKara Malone, Purdue	2008
		Braxtin Miller, Ohio State	2020
3.	15	Kelly Komara, Purdue	2000
4.	14	Branndais Agee, Michigan State	2016
		Nicole Cardaño-Hillary, Indiana	2022
6.	13	Janel McCarville, Minnesota	2004
7.	12	Katie Douglas, Purdue	1999
		Kim Roberson, Indiana	2009
		Rae Lin D'Alie, Wisconsin	2009
10.	11	Michelle Duhart, Purdue	1998

BLOCKED SHOTS

Single Game

1.	11	Amanda Zahui B., Minnesota vs. Ohio State	3/6/15
2.	7	Cassie Rochel, Wisconsin vs. Purdue	3/4/15
		Tori McCoy, Ohio State vs. Purdue	3/4/17
		Kate Cain, Nebraska vs. Michigan	3/2/18
		Stephanie Mavunga, Ohio State vs. Minnesota	3/3/18
		Ae'Rianna Harris, Purdue vs. Michigan State	3/5/20
7.	6	10 times, most recently by: Sydney Wood, Northwestern vs. Rutgers	3/1/23

Single Tournament

1.	14	Amanda Zahui B., Minnesota	2015
2.	13	Ae'Rianna Harris, Purdue	2020
3.	11	Reicina Russell, Penn State	2004
		Ashley Adams, Ohio State	2011
		Alexa Hart, Ohio State	2015
		Nia Coffey, Northwestern	2016
		Tori McCoy, Ohio State	2017
8.	10	Eight times, most recently by: Megan Gustafson, Iowa	2019

TRIPLE-DOUBLES

Janel McCarville, Minnesota vs. Ohio State	3/5/04
(23 points/11 rebounds/10 steals)	
Amanda Zahui B., Minnesota vs. Ohio State	3/6/15
(25 points/11 rebounds/11 blocks)	

20-POINT/20-REBOUND GAMES

Stephanie Mavunga, Ohio State vs. Minnesota	3/3/18
(26 points/21 rebounds)	
Destiny Adams, Rutgers vs. Minnesota	3/6/24
(31 points/24 rebounds)	

INDIVIDUAL CAREER

POINTS

1.	327	Caitlin Clark, Iowa (13 games)	2021-24
2.	265	Kelsey Mitchell, Ohio State (10)	2015-18
3.	257	Jantel Lavender, Ohio State (10)	2008-11
4.	252	Monika Czinano, Iowa (11)	2019-23
5.	214	Megan Gustafson, Iowa (8)	2016-19
6.	207	Katie Douglas, Purdue (12)	1998-01
		Nia Coffey, Northwestern (9)	2014-17
8.	200	Kelly Mazzante, Penn State (9)	2001-04
9.	197	Kaila Charles, Maryland (12)	2017-20
10.	184	Shereka Wright, Purdue (11)	2001-04
		Jordan Hooper, Nebraska (9)	2012-14

REBOUNDS

1.	116	Jantel Lavender, Ohio State (10 games)	2008-11
2.	85	Alexis Markowski, Nebraska (8)	2022-present
3.	84	Jenna Smith, Illinois (9)	2007-10
		Megan Gustafson, Iowa (8)	2016-19
5.	83	Lindsay Wisdom-Hylton, Purdue (10)	2005-09
6.	82	Courtney Coleman, Ohio State (10)	2000-03
7.	81	Janel McCarville, Minnesota (7)	2002-05
8.	78	Jessica Davenport, Ohio State (10)	2004-07
9.	77	Katie Douglas, Purdue (12)	1998-01
		Shereka Wright, Purdue (11)	2001-04
		Angela Hawkins, Indiana (8)	2003-06
		Emily Cady, Nebraska (11)	2012-15
		Monika Czinano, Iowa (11)	2019-23

ASSISTS

1.	112	Caitlin Clark, Iowa (13 games)	2021-24
2.	67	Samantha Prahalis, Ohio State (11)	2009-12
3.	64	Helen Darling, Penn State (10)	1997-00
		Samantha Logic, Iowa (9)	2012-15
5.	52	Ashley Deary, Northwestern (9)	2014-17
		Jaz Shelley, Nebraska (8)	2022-24
7.	47	Tina Nicholson, Penn State (6)	1995-96
8.	46	Anne Thorius, Michigan (8)	1998-01
9.	42	Katie Douglas, Purdue (12)	1998-01
		FahKara Malone, Purdue (10)	2007-10
		Samantha Logic, Iowa (6)	2013-14
		Veronica Burton, Northwestern (7)	2019-22

STEALS

1.	28	FahKara Malone, Purdue (7 games)	2007-10
2.	27	Alex Bentley, Penn State (9)	2010-13
3.	26	Katie Douglas, Purdue (12)	1998-01
4.	25	Helen Darling, Penn State (10)	1997-00
		Michelle Duhart, Purdue (10)	1997-00
		Lacey Simpson, Illinois (9)	2007-10
7.	24	Kim Wilburn, Ohio State (10)	2003-06
8.	22	Allison Curtin, Illinois (8)	1999-01
		Kelly Komara, Purdue (11)	1999-02
		Lindsay Wisdom-Hylton, Purdue (10)	2005-09

BLOCKED SHOTS

1.	27	Ae'Rianna Harris, Purdue (10 games)	2017-20
2.	24	Jessica Davenport, Ohio State (10)	2004-07
		Allyssa DeHaan, Michigan State (7)	2007-10
4.	22	Amanda Zahui B., Minnesota (4)	2014-15
		Megan Gustafson, Iowa (8)	2016-19
6.	21	Morgan Johnson, Iowa (7)	2010-13
7.	20	Ashley Adams, Ohio State (7)	2011-14
8.	19	Nia Coffey, Northwestern (9)	2014-17
9.	18	Kristen Rasmussen, Michigan State (6)	1997-00
10.	17	Quacy Barnes, Indiana (7)	1995-98
		LaToya Turner, Ohio State (7)	2000, 2003-04
		Lacey Simpson, Illinois (7)	2007-10
		Karisma Penn, Illinois (7)	2010-13

BIG TEN TOURNAMENT RECORDS

TEAM

POINTS

Single Game

1.	111	Indiana vs. Michigan State	3/1/18
2.	109	Michigan State vs. Indiana	3/1/18
3.	104	Maryland vs. Iowa	3/13/21
4.	100	Maryland vs. Michigan State	3/4/17
5.	99	Ohio State vs. Penn State	3/7/14
		Ohio State vs. Northwestern	3/3/17
7.	98	Illinois vs. Minnesota	3/1/97
8.	97	Penn State vs. Northwestern	2/27/98
		Michigan State vs. Indiana	3/1/12
		Iowa vs. Michigan	3/3/16

Single Tournament

1.	327	Iowa	2021
2.	315	Nebraska	2012
3.	310	Iowa	2014
4.	307	Penn State	1998
5.	304	Nebraska	2024
6.	301	Northwestern	2016
7.	295	Ohio State	2020
8.	292	Ohio State	1995
9.	284	Iowa	2024
10.	273	Purdue	2017

FIELD GOALS

Single Game

1.	43	Indiana vs. Michigan State	3/1/18
2.	41	Michigan State vs. Indiana	3/1/18
		Maryland vs. Iowa	3/13/21
4.	38	Iowa vs. Michigan	3/9/24
5.	37	Iowa vs. Indiana	3/2/97
		Iowa vs. Michigan	3/3/16
		Maryland vs. Michigan State	3/4/17
8.	36	Penn State vs. Northwestern	2/27/98
		Ohio State vs. Penn State	3/7/14
10.	35	Michigan State vs. Ohio State	2/28/02
		Michigan State vs. Iowa	3/3/06
		Ohio State vs. Northwestern	3/3/17
		Maryland vs. Minnesota	3/3/17
		Minnesota vs. Iowa	3/2/18

Single Tournament

1.	121	Iowa	2021
2.	114	Penn State	1998
3.	112	Northwestern	2016
		Nebraska	2024
5.	111	Ohio State	2020
6.	105	Iowa	2014
7.	104	Maryland	2021
8.	103	Nebraska	2012
9.	101	Maryland	2017
10.	98	Iowa	2024

FIELD GOAL ATTEMPTS

Single Game

1.	88	Indiana vs. Michigan State	3/1/18
2.	87	Michigan State vs. Indiana	3/1/18
3.	84	Maryland vs. Purdue	3/6/20
4.	81	Michigan State vs. Ohio State	2/28/02
5.	80	Minnesota vs. Iowa	3/2/18
		Maryland vs. Iowa	3/13/21
7.	78	Illinois vs. Nebraska	3/5/15
		Michigan State vs. Purdue	3/5/20
9.	77	Northwestern vs. Wisconsin	3/2/16
		Ohio State vs. Minnesota	3/3/18
		Nebraska vs. Iowa	3/10/24

Single Tournament

1.	288	Northwestern	2016
2.	261	Nebraska	2024
3.	257	Ohio State	2020
4.	251	Penn State	1998
5.	248	Nebraska	2012
6.	245	Iowa	2021
7.	238	Iowa	2014
8.	232	Purdue	2017
9.	221	Illinois	2008
10.	213	Ohio State	1995
	213	Maryland	2020

FIELD GOAL PERCENTAGE

Single Game

1.	.621	Ohio State (36-58) vs. Penn State	3/7/14
2.	.617	Nebraska (29-47) vs. Illinois	3/5/15
3.	.613	Iowa (38-62) vs. Michigan	3/9/24
4.	.608	Ohio State (31-51) vs. Penn State	3/4/07
5.	.607	Iowa (37-61) vs. Michigan	3/3/16
6.	.600	Ohio State (27-45) vs. Michigan State	3/7/03
7.	.597	Maryland (37-62) vs. Michigan State	3/4/17
8.	.586	Maryland (34-58) vs. Northwestern	3/12/21
9.	.585	Penn State (31-53) vs. Ohio State	3/3/96
10.	.583	Iowa (28-48) vs. Minnesota	3/7/03

Single Tournament (*minimum two games*)

1.	.546	Maryland (101-185)	2017
2.	.542	Penn State (90-166)	1996
3.	.532	Michigan (58-109)	1998
	.532	Iowa (58-109)	2016
5.	.528	Ohio State (86-163)	2009
6.	.526	Illinois (92-175)	1999
7.	.517	Maryland (104-201)	2021
8.	.516	Ohio State (47-91)	2004
9.	.515	Iowa (50-97)	2005
10.	.511	Iowa (92-180)	2023

THREE-POINT FIELD GOALS

Single Game

1.	15	Nebraska vs. Illinois	3/3/22
		Iowa vs. Penn State	3/8/24
3.	14	Illinois vs. Nebraska	3/1/17
		Nebraska vs. Iowa	3/10/24
5.	13	Nebraska vs. Illinois	3/1/17
		Ohio State vs. Northwestern	3/3/17
7.	12	Michigan vs. Iowa	3/3/16
		Michigan State vs. Maryland	3/4/17
9.	11	14 times, most recently by: Maryland vs. Iowa	3/13/21

Single Tournament

1.	44	Nebraska	2024
2.	39	Iowa	2024
3.	31	Ohio State	2020
		Iowa	2021
		Iowa	2023
6.	29	Nebraska	2012
7.	27	Iowa	2014
		Northwestern	2016
9.	26	Purdue	1996
		Purdue	2017

THREE-POINT FIELD GOAL ATTEMPTS

Single Game

1.	44	Iowa vs. Penn State	3/8/24
2.	34	Nebraska vs. Iowa	3/10/24
3.	32	Illinois vs. Nebraska	3/1/17
		Nebraska vs. Illinois	3/3/22
5.	31	Minnesota vs. Iowa	3/2/18
6.	30	Michigan State vs. Penn State	3/10/21
		Purdue vs. Iowa	3/10/21
8.	29	Illinois vs. Iowa	3/6/14
		Nebraska vs. Illinois	3/1/17
		Michigan State vs. Maryland	3/4/17
		Wisconsin vs. Illinois	3/2/22

Single Tournament

1.	109	Nebraska	2024
2.	103	Iowa	2024
3.	98	Iowa	2021
4.	97	Ohio State	2020
5.	83	Nebraska	2012
		Northwestern	2016
7.	80	Iowa	2023
8.	79	Iowa	2014
		Iowa	2010
10.	63	Purdue	2017
		Maryland	2021

BIG TEN TOURNAMENT RECORDS

THREE-POINT FIELD GOAL PERCENTAGE

Single Game (*minimum nine attempts*)

1.	.750	Illinois (9-12) vs. Wisconsin	3/2/22
2.	.733	Northwestern (11-15) vs. Michigan	3/1/96
3.	.727	Purdue (8-11) vs. Ohio State	3/4/17
4.	.700	Ohio State (7-10) vs. Purdue	3/6/06
5.	.667	Michigan (10-15) vs. Northwestern	3/1/96
		Penn State (10-15) vs. Wisconsin	3/3/02
		Illinois (8-12) vs. Michigan State	3/2/97
		Iowa (8-12) vs. Michigan	3/3/16
		Iowa (6-9) vs. Minnesota	3/7/03
		Iowa (6-9) vs. Maryland	3/4/16

Single Tournament (*minimum two games*)

1.	.667	Iowa (14-21)	2016
2.	.593	Northwestern (16-27)	1996
3.	.538	Michigan (14-26)	1998
4.	.516	Purdue (16-31)	2003
5.	.514	Purdue (19-37)	2004
6.	.500	Michigan State (17-34)	2012
		Ohio State (8-16)	2004
8.	.481	Penn State (13-27)	2007
9.	.472	Maryland (25-53)	2017
10.	.475	Indiana (19-40)	2023

FREE THROWS

Single Game

1.	34	Ohio State vs. Wisconsin	3/6/10
2.	30	Nebraska vs. Iowa	3/9/14
3.	29	Indiana vs. Iowa	3/1/02
4.	28	Ohio State vs. Illinois	3/3/95
		Iowa vs. Indiana	3/2/01
6.	27	Ohio State vs. Purdue	3/4/95
		Illinois vs. Wisconsin	3/2/01
		Penn State vs. Ohio State	3/7/14
9.	26	Illinois vs. Minnesota	3/1/97
		Purdue vs. Iowa	3/9/03
		Nebraska vs. Purdue	3/4/12
		Iowa vs. Penn State	3/8/24
		Purdue vs. Northwestern	3/6/24

Single Tournament

1.	89	Ohio State	1995
2.	80	Nebraska	2012
3.	73	Iowa	2014
4.	66	Iowa	2001
5.	63	Penn State	1998
6.	59	Indiana	2002
		Purdue	2017
8.	58	Penn State	2011
9.	57	Ohio State	2010
10.	55	Illinois	1997
		Illinois	2001

FREE THROW ATTEMPTS

Single Game

1.	40	Ohio State vs. Purdue	3/4/95
		Illinois vs. Minnesota	3/1/97
3.	38	Indiana vs. Iowa	3/1/02
		Ohio State vs. Wisconsin	3/6/10
5.	37	Purdue vs. Iowa	3/8/08
6.	36	Nebraska vs. Iowa	3/9/14
7.	35	Iowa vs. Indiana	3/2/01
		Purdue vs. Iowa	3/9/03
		Penn State vs. Ohio State	3/7/14
10.	33	<i>Four times, most recently by:</i> Minnesota vs. Rutgers	3/6/24

Single Tournament

1.	115	Ohio State	1995
2.	100	Nebraska	2012
3.	89	Iowa	2014
4.	85	Penn State	1998
5.	84	Iowa	2001
6.	81	Purdue	2008
7.	80	Indiana	2002
8.	79	Illinois	1997
9.	77	Illinois	2008
10.	74	Iowa	2003

FREE THROW PERCENTAGE

Single Game (*minimum 12 made*)

1.	1.000	Wisconsin (21-21) vs. Illinois	3/7/13
		Minnesota (17-17) vs. Indiana	3/7/19
		Michigan (15-15) vs. Purdue	3/1/02
		Purdue (14-14) vs. Minnesota	3/4/05
		Iowa (12-12) vs. Purdue	2/28/98
6.	.957	Penn State (22-23) vs. Indiana	3/7/03
7.	.955	Iowa (21-22) vs. Penn State	3/5/10
8.	.950	Ohio State (19-20) vs. Northwestern	3/6/14
9.	.947	Wisconsin (18-19) vs. Purdue	3/2/07
10.	.938	<i>Four times, most recently by:</i> Purdue (15-16) vs. Michigan State	3/2/12

Single Tournament (*minimum two games*)

1.	.971	Wisconsin (34-35)	2013
2.	.935	Penn State (29-31)	2003
3.	.920	Iowa (46-50)	2010
4.	.905	Ohio State (57-63)	2010
5.	.882	Michigan State (30-34)	2004
6.	.879	Maryland (29-33)	2023
7.	.867	Michigan (39-45)	2002
8.	.865	Purdue (32-37)	2015
9.	.862	Michigan State (25-29)	1999
10.	.860	Purdue (49-57)	2013
		Iowa (49-57)	2024

REBOUNDS

Single Game

1.	58	Nebraska vs. Iowa	3/9/14
2.	55	Maryland vs. Ohio State	3/8/24
3.	54	Wisconsin vs. Minnesota	2/27/98
		Purdue vs. Penn State	3/3/12
		Northwestern vs. Minnesota	3/3/16
		Maryland vs. Purdue	3/6/20
		Rutgers vs. Penn State	3/2/22
8.	53	Michigan State vs. Indiana	3/1/18
		Michigan State vs. Purdue	3/5/20
10.	52	Iowa vs. Northwestern	3/6/03
		Michigan State vs. Penn State	3/9/13

Single Tournament

1.	177	Northwestern	2016
2.	169	Nebraska	2012
3.	164	Nebraska	2024
4.	155	Illinois	2008
5.	151	Ohio State	2020
6.	146	Maryland	2020
7.	145	Penn State	1998
8.	143	Iowa	2021
9.	140	Purdue	2012
10.	139	Iowa	2014
		Purdue	2017

ASSISTS

Single Game

1.	30	Iowa vs. Michigan	3/9/24
2.	29	Maryland vs. Iowa	3/13/21
3.	28	Michigan State vs. Iowa	3/3/06
		Iowa vs. Michigan	3/3/16
		Nebraska vs. Iowa	3/10/24
6.	26	Iowa vs. Minnesota	3/2/18
7.	25	Nebraska vs. Minnesota	3/7/14
8.	24	<i>Nine times, most recently by:</i> Nebraska vs. Illinois	3/3/22

Single Tournament

1.	85	Iowa	2021
2.	81	Nebraska	2024
3.	76	Iowa	2024
4.	73	Maryland	2021
5.	72	Iowa	2014
6.	67	Ohio State	2020
7.	66	Iowa	2023
8.	65	Penn State	1998
9.	62	Purdue	2017
10.	60	Maryland	2017

BIG TEN TOURNAMENT RECORDS

STEALS

Single Game			
1.	21	Illinois vs. Minnesota	3/1/97
2.	20	Illinois vs. Nebraska	3/5/15
3.	18	Penn State vs. Illinois	2/28/99
4.	17	Michigan State vs. Iowa	3/3/06
		Maryland vs. Iowa	3/4/16
6.	16	Michigan vs. Northwestern	3/3/00
		Indiana vs. Michigan	3/5/09
		Indiana vs. Purdue	3/6/09
		Illinois vs. Iowa	3/6/14
10.	15	<i>Eight times, most recently by:</i> Wisconsin vs. Indiana	3/3/05

Single Tournament

1.	37	Penn State	1998
		Purdue	1999
		Ohio State	2020
4.	36	Illinois	1997
5.	34	Purdue	2008
6.	33	Indiana	2006
		Maryland	2016
		Ohio State	2023
9.	32	<i>Five times, most recently by:</i> Nebraska	2012

BLOCKED SHOTS

Single Game			
1.	14	Ohio State vs. Purdue	3/4/17
		Michigan State vs. Indiana	3/1/18
3.	13	Maryland vs. Michigan	3/9/19
4.	12	Minnesota vs. Ohio State	3/6/15
		Iowa vs. Michigan	3/3/16
		Nebraska vs. Michigan	3/2/18
		Nebraska vs. Michigan	3/5/20
		Purdue vs. Maryland	3/6/20
9.	11	<i>Four times, most recently by:</i> Ohio State vs. Minnesota	3/3/18

Single Tournament

1.	26	Ohio State	2020
2.	24	Northwestern	2016
		Ohio State	2017
4.	22	Indiana	2002
		Illinois	2008
6.	21	Penn State	2004
		Michigan State	2007
8.	20	<i>Three times, most recently by:</i> Iowa	2015

FOULS

Single Game			
1.	31	Minnesota vs. Illinois	3/1/97
2.	30	Purdue vs. Ohio State	3/4/95
3.	29	Indiana vs. Purdue	3/5/06
4.	28	Illinois vs. Ohio State	3/3/95
5.	27	Michigan vs. Illinois	2/27/99
		Iowa vs. Indiana	3/1/02
		Iowa vs. Purdue	3/8/08
8.	26	<i>Four times, most recently by:</i> Rutgers vs. Indiana	3/6/20

FEWEST TURNOVERS COMMITTED

Single Game			
1.	5	Iowa vs. Purdue	3/3/96
		Purdue vs. Illinois	3/3/06
		Illinois vs. Nebraska	3/1/17
		Wisconsin vs. Ohio State	3/7/19
5.	6	Michigan vs. Purdue	3/4/00
		Purdue vs. Iowa	3/8/08
		Purdue vs. Indiana	3/3/17
		Penn State vs. Illinois	2/28/18
		Maryland vs. Iowa	3/13/21
10.	7	<i>Eight times, most recently by:</i> Illinois vs. Nebraska	3/3/22

MOST TURNOVERS FORCED

Single Game			
1.	40	Illinois vs. Minnesota	3/1/97
2.	28	Ohio State vs. Minnesota	3/1/96
		Ohio State vs. Wisconsin	2/27/99
4.	27	Iowa vs. Illinois	3/3/97
		Illinois vs. Northwestern	3/1/01
6.	26	Minnesota vs. Ohio State	3/1/96
		Wisconsin vs. Northwestern	2/28/02

CHAMPIONSHIP GAME

POINTS

INDIVIDUAL		
45	Megan Gustafson, Iowa vs. Maryland	3/10/19

TEAM

105	Iowa vs. Ohio State	3/5/23
-----	---------------------	--------

FIELD GOALS

INDIVIDUAL		
17	Megan Gustafson, Iowa vs. Maryland	3/10/19

TEAM

41	Maryland vs. Iowa	3/13/21
----	-------------------	---------

THREE-POINT FIELD GOALS

INDIVIDUAL		
5	Katie Douglas, Purdue vs. Penn State	3/5/00
	Caity Matter, Ohio State vs. Purdue	3/10/03
	Kristen Confroy, Maryland vs. Ohio State	3/4/18
	Kelsey Mitchell, Ohio State vs. Maryland	3/4/18
	Caitlin Clark, Iowa vs. Ohio State	3/5/23
	Caitlin Clark, Iowa vs. Nebraska	3/10/24

TEAM

14	Nebraska vs. Iowa	3/10/24
----	-------------------	---------

FREE THROWS

INDIVIDUAL		
13	Lindsey Moore, Nebraska vs. Purdue	3/4/12

TEAM

30	Nebraska vs. Iowa	3/9/14
----	-------------------	--------

REBOUNDS

INDIVIDUAL		
16	Stacey Lovelace, Purdue vs. Penn State	3/4/96

TEAM

58	Nebraska vs. Iowa	3/9/14
----	-------------------	--------

ASSISTS

INDIVIDUAL		
17	Caitlin Clark, Iowa vs. Ohio State	3/5/23

TEAM

29	Maryland vs. Iowa	3/13/21
----	-------------------	---------

STEALS

INDIVIDUAL		
8	Michelle Duhart, Purdue vs. Penn State	3/2/98

TEAM

15	Iowa vs. Illinois	3/3/97
----	-------------------	--------

BLOCKED SHOTS

INDIVIDUAL		
5	Ashley Adams, Ohio State vs. Penn State	3/6/11
	Chantel Poston, Purdue vs. Nebraska	3/4/12
	Alexa Hart, Ohio State vs. Maryland	3/8/15
	Brionna Jones, Maryland vs. Purdue	3/5/17

TEAM

8	Ohio State vs. Penn State	3/6/11
---	---------------------------	--------

ANNUAL CONFERENCE STANDINGS

Women's athletics were officially incorporated into the Big Ten in 1981-82. Championships held prior to 1981-82 were not sanctioned by the Conference.

	Big Ten		Overall	
	W-L	Pct	W-L	Pct
1. Ohio State	3-0	1.000	20-7	.741
2. Illinois	2-1	.667	21-9	.700
Northwestern	2-1	.667	21-8	.724
4. Wisconsin	1-1	.500	21-13	.618
Michigan State	1-1	.500	15-11	.577
6. Indiana	1-2	.333	17-13	.567
7. Michigan	0-1	.000	17-9	.654
Minnesota	0-1	.000	18-11	.620
Purdue	0-1	.000	13-17	.433
Iowa	0-1	.000	8-17	.320

* - Big Ten standings only reflect Big Ten Tournament records (regular season conference play did not begin until 1982-83).

	Big Ten		Overall	
	W-L	Pct	W-L	Pct
1. Ohio State	15-3	.833	23-5	.821
Indiana	15-3	.833	19-11	.633
3. Minnesota	13-5	.722	20-7	.741
Northwestern	13-5	.722	17-10	.630
5. Wisconsin	11-7	.611	19-8	.704
6. Illinois	9-9	.500	14-14	.500
7. Michigan State	7-11	.389	11-16	.407
8. Purdue	3-15	.167	10-16	.385
9. Iowa	2-16	.111	7-20	.259
Michigan	2-16	.111	4-24	.143

	Big Ten		Overall	
	W-L	Pct	W-L	Pct
1. Ohio State	17-1	.944	22-7	.759
2. Wisconsin	13-5	.722	18-10	.643
3. Iowa	11-7	.611	17-10	.630
Indiana	11-7	.611	17-11	.607
5. Michigan State	10-8	.556	18-10	.643
Northwestern	10-8	.556	15-12	.556
7. Minnesota	9-9	.500	12-15	.444
8. Illinois	6-12	.333	12-16	.429
9. Michigan	2-16	.111	4-22	.154
10. Purdue	1-17	.056	5-23	.179

	Big Ten		Overall	
	W-L	Pct	W-L	Pct
1. Ohio State	18-0	1.000	28-3	.903
2. Iowa	14-4	.778	20-8	.714
3. Minnesota	13-5	.722	18-10	.643
4. Indiana	11-7	.611	16-12	.571
5. Northwestern	10-8	.556	16-12	.571
6. Illinois	7-11	.389	13-15	.464
7. Purdue	6-12	.333	12-16	.429
Wisconsin	6-12	.333	11-17	.393
9. Michigan State	4-14	.222	11-16	.407
10. Michigan	1-17	.056	7-21	.250

	Big Ten		Overall	
	W-L	Pct	W-L	Pct
1. Ohio State	16-2	.889	23-7	.767
2. Iowa	15-3	.833	23-7	.767
3. Illinois	12-6	.667	20-10	.667
4. Indiana	10-8	.556	17-11	.607
5. Purdue	9-9	.500	16-11	.593
Michigan State	9-9	.500	15-12	.556
7. Michigan	8-10	.444	14-14	.500
8. Northwestern	6-12	.333	16-12	.571
9. Minnesota	4-14	.222	8-20	.286
10. Wisconsin	1-17	.056	4-24	.143

	Big Ten		Overall	
	W-L	Pct	W-L	Pct
1. Ohio State	17-1	.944	26-5	.838
Iowa	17-1	.944	26-5	.838
3. Northwestern	12-6	.667	20-10	.667
4. Illinois	11-7	.611	19-10	.655
5. Purdue	10-8	.556	18-9	.667
6. Michigan State	8-10	.444	16-12	.571
7. Indiana	5-13	.278	10-17	.370
8. Minnesota	4-14	.222	9-19	.321
Wisconsin	4-14	.222	9-19	.321
10. Michigan	2-16	.111	9-18	.333

	Big Ten		Overall	
	W-L	Pct	W-L	Pct
1. Iowa	17-1	.944	29-2	.935
2. Ohio State	16-2	.889	25-5	.833
3. Purdue	13-5	.722	21-10	.677
4. Michigan State	12-6	.667	16-12	.571
5. Northwestern	8-10	.444	14-13	.519
6. Michigan	7-11	.389	14-14	.500
Indiana	7-11	.389	12-16	.429
8. Minnesota	5-13	.278	9-18	.333
9. Illinois	3-15	.167	9-19	.321
10. Wisconsin	2-16	.111	4-24	.142

	Big Ten		Overall	
	W-L	Pct	W-L	Pct
1. Iowa	16-2	.889	27-5	.843
Ohio State	16-2	.889	24-6	.800
3. Purdue	14-4	.778	24-6	.800
4. Indiana	9-9	.500	16-12	.571
Michigan State	9-9	.500	15-13	.536
6. Northwestern	6-12	.333	11-17	.392
Illinois	6-12	.333	11-18	.379
8. Wisconsin	5-13	.278	13-14	.481
Michigan	5-13	.278	11-17	.392
10. Minnesota	4-14	.222	7-21	.250

	Big Ten		Overall	
	W-L	Pct	W-L	Pct
1. Northwestern	15-3	.833	24-5	.827
Iowa	15-3	.833	23-6	.793
3. Purdue	14-4	.778	23-7	.767
4. Michigan	11-7	.611	20-10	.667
Ohio State	11-7	.611	18-12	.600
6. Michigan State	7-11	.389	11-17	.393
7. Indiana	6-12	.333	12-16	.428
8. Illinois	5-13	.278	11-17	.392
9. Minnesota	3-15	.166	8-20	.286
Wisconsin	3-15	.166	8-20	.286

	Big Ten		Overall	
	W-L	Pct	W-L	Pct
1. Purdue	17-1	.944	26-3	.896
2. Michigan State	13-5	.722	21-8	.724
Iowa	13-5	.722	21-9	.700
4. Northwestern	12-6	.667	21-9	.700
5. Indiana	8-10	.444	18-13	.580
Ohio State	8-10	.444	11-17	.393
7. Wisconsin	7-11	.389	13-15	.464
8. Illinois	6-12	.333	9-19	.321
9. Michigan	4-14	.222	11-17	.393
10. Minnesota	2-16	.111	6-22	.214

	Big Ten		Overall	
	W-L	Pct	W-L	Pct
1. Iowa	16-2	.889	25-4	.862
2. Purdue	14-4	.778	23-7	.767
3. Wisconsin	13-5	.722	20-9	.689
4. Northwestern	10-8	.529	17-10	.629
5. Ohio State	9-9	.500	15-13	.535
6. Indiana	8-10	.444	16-12	.571
Michigan State	8-10	.444	14-14	.500
8. Illinois	6-12	.333	9-19	.321
9. Minnesota	3-15	.167	8-19	.296
Michigan	3-15	.167	7-21	.250

	Big Ten		Overall	
	W-L	Pct	W-L	Pct
1. Ohio State	16-2	.889	28-4	.875
Iowa	16-2	.889	27-4	.870
3. Penn State	14-4	.778	22-6	.786
4. Northwestern	13-5	.722	21-9	.700
5. Minnesota	9-9	.500	14-12	.539
6. Purdue	8-10	.444	16-11	.593
7. Illinois	7-11	.389	12-15	.444
8. Michigan State	6-12	.333	10-17	.370
9. Indiana	5-13	.278	14-13	.519
10. Wisconsin	4-14	.222	7-20	.259
11. Michigan	1-17	.056	2-25	.074

	Big Ten		Overall	
	W-L	Pct	W-L	Pct
1. Penn State	16-2	.889	28-3	.903
Purdue	16-2	.889	29-5	.850
3. Iowa	13-5	.722	21-7	.750
4. Indiana	10-8	.556	19-9	.679
Minnesota	10-8	.556	18-11	.621
6. Northwestern	9-9	.500	17-10	.630
7. Ohio State	7-11	.389	14-14	.500
Michigan State	7-11	.389	12-15	.444
9. Wisconsin	6-12	.333	13-14	.481
10. Illinois	5-13	.278	10-17	.370
11. Michigan	0-18	.000	3-24	.111

	Big Ten		Overall	
	W-L	Pct	W-L	Pct
1. Penn State	13-3	.813	26-5	.839
Purdue	13-3	.813	24-8	.750
3. Wisconsin	11-5	.688	20-9	.690
4. Northwestern	9-7	.563	14-14	.500
5. Indiana	8-8	.500	19-10	.655
Michigan State	8-8	.500	16-12	.571
7. Ohio State	7-9	.438	17-13	.567
Minnesota	7-9	.438	12-15	.444
9. Iowa	6-10	.375	11-17	.393
10. Illinois	3-13	.188	10-17	.357
Michigan	3-13	.188	8-19	.296

	Big Ten		Overall	
	W-L	Pct	W-L	Pct
1. Iowa	15-1	.938	27-4	.871
2. Penn State	13-3	.813	27-7	.794
3. Wisconsin	12-4	.750	21-8	.724
4. Purdue	11-5	.688	20-11	.645
5. Michigan State	9-7	.563	18-11	.621
6. Northwestern	8-8	.500	23-11	.676
Ohio State	8-8	.500	21-13	.618
8. Illinois	6-10	.375	13-15	.464
9. Indiana	5-11	.313	14-13	.519
10. Michigan	1-15	.063	7-20	.350
11. Minnesota	0-16	.000	4-23	.148

ANNUAL CONFERENCE STANDINGS

1996-97					2001-02					2006-07				
Big Ten		Overall			Big Ten		Overall			Big Ten		Overall		
W-L	Pct	W-L	Pct		W-L	Pct	W-L	Pct		W-L	Pct	W-L	Pct	
1. Illinois	12-4	.750	24-8	.750	1. Purdue	13-3	.813	24-6	.800	1. Ohio State	15-1	.938	28-4	.875
Michigan State	12-4	.750	22-8	.733	2. Penn State	11-5	.688	23-12	.657	2. Purdue	14-2	.875	31-6	.838
Purdue	12-4	.750	17-11	.607	Minnesota	11-5	.688	22-8	.733	3. Michigan State	13-3	.813	24-9	.727
4. Northwestern	9-7	.563	17-11	.607	4. Iowa	10-6	.626	18-11	.621	4. Illinois	8-8	.500	19-12	.613
Iowa	9-7	.563	18-12	.600	5. Indiana	8-8	.500	17-14	.549	5. Wisconsin	7-9	.438	23-13	.639
6. Wisconsin	8-8	.500	16-11	.593	Wisconsin	8-8	.500	19-12	.613	Minnesota	7-9	.438	17-16	.515
Penn State	8-8	.500	15-12	.556	Ohio State	8-8	.500	14-15	.483	Penn State	7-9	.438	15-16	.484
8. Michigan	7-9	.438	15-11	.677	8. Illinois	7-9	.438	15-14	.517	8. Indiana	6-10	.375	19-14	.576
Indiana	7-9	.438	16-13	.552	9. Michigan	6-10	.375	17-13	.567	Iowa	6-10	.375	14-16	.467
10. Ohio State	3-13	.188	12-16	.429	Michigan State	6-10	.375	19-13	.594	10. Michigan	3-13	.188	10-20	.333
11. Minnesota	1-15	.063	4-24	.143	11. Northwestern	0-16	.000	4-24	.143	11. Northwestern	2-14	.125	8-22	.267
1997-98					2002-03					2007-08				
Big Ten		Overall			Big Ten		Overall			Big Ten		Overall		
W-L	Pct	W-L	Pct		W-L	Pct	W-L	Pct		W-L	Pct	W-L	Pct	
1. Iowa	13-3	.813	18-11	.621	1. Penn State	13-3	.812	26-9	.743	1. Ohio State	13-5	.722	22-9	.710
2. Illinois	12-4	.750	20-10	.667	2. Purdue	12-4	.750	29-6	.829	Iowa	13-5	.722	21-11	.656
3. Purdue	10-6	.625	23-10	.697	Minnesota	12-4	.750	25-6	.806	3. Minnesota	11-7	.611	20-12	.625
Michigan	10-6	.625	19-10	.655	4. Ohio State	10-6	.625	22-10	.688	Purdue	11-7	.611	19-15	.559
Indiana	10-6	.625	21-12	.636	Michigan State	10-6	.625	17-12	.586	5. Michigan State	10-8	.556	23-14	.622
6. Wisconsin	9-7	.563	21-10	.677	6. Illinois	9-7	.562	17-12	.586	Indiana	10-8	.556	18-15	.545
7. Penn State	8-8	.500	21-13	.618	7. Iowa	6-10	.375	18-5	.545	7. Michigan	9-9	.500	19-14	.576
8. Ohio State	7-9	.438	15-12	.556	8. Indiana	5-11	.312	13-15	.464	Wisconsin	9-9	.500	16-14	.533
9. Michigan State	5-11	.313	11-16	.407	Wisconsin	5-11	.312	7-21	.250	9. Illinois	8-10	.444	20-15	.571
10. Northwestern	3-13	.188	10-21	.323	10. Michigan	3-13	.188	13-16	.448	10. Penn State	4-14	.222	13-18	.419
11. Minnesota	1-15	.063	4-23	.149	Northwestern	3-13	.188	8-20	.286	11. Northwestern	1-17	.056	5-26	.161
1998-99					2003-04					2008-09				
Big Ten		Overall			Big Ten		Overall			Big Ten		Overall		
W-L	Pct	W-L	Pct		W-L	Pct	W-L	Pct		W-L	Pct	W-L	Pct	
1. Purdue	16-0	1.000	34-1	.971	1. Penn State	15-1	.938	28-6	.824	1. Ohio State	15-3	.833	29-6	.829
2. Penn State	12-4	.750	22-8	.733	2. Purdue	14-2	.875	29-4	.879	2. Purdue	13-5	.722	25-11	.694
3. Illinois	10-6	.625	19-12	.613	3. Ohio State	11-5	.688	21-10	.677	Michigan State	13-5	.722	22-11	.667
4. Ohio State	9-7	.563	17-12	.586	4. Iowa	10-6	.625	16-13	.552	Iowa	13-5	.722	21-11	.656
Wisconsin	9-7	.563	18-14	.563	Michigan State	10-6	.625	22-9	.710	5. Indiana	11-7	.611	21-11	.656
6. Michigan	8-8	.500	18-12	.600	6. Minnesota	9-7	.563	25-9	.735	Minnesota	11-7	.611	20-12	.625
Michigan State	8-8	.500	17-14	.548	7. Michigan	6-10	.375	14-17	.452	7. Wisconsin	6-12	.333	19-15	.559
8. Iowa	7-9	.438	12-15	.444	8. Wisconsin	4-12	.250	10-17	.370	Penn State	6-12	.333	11-18	.379
9. Northwestern	5-11	.313	12-16	.429	Indiana	4-12	.250	12-17	.414	9. Illinois	5-13	.278	10-21	.323
10. Indiana	2-14	.125	13-18	.419	Illinois	4-12	.250	10-18	.357	10. Michigan	3-15	.167	10-20	.333
Minnesota	2-14	.125	7-20	.259	11. Northwestern	1-15	.063	8-20	.286	Northwestern	3-15	.167	7-23	.233
1999-00					2004-05					2009-10				
Big Ten		Overall			Big Ten		Overall			Big Ten		Overall		
W-L	Pct	W-L	Pct		W-L	Pct	W-L	Pct		W-L	Pct	W-L	Pct	
1. Penn State	15-1	.938	30-5	.857	1. Ohio State	14-2	.875	30-5	.857	1. Ohio State	15-3	.833	31-5	.861
2. Michigan	13-3	.813	22-8	.733	Michigan State	14-2	.875	33-4	.892	2. Michigan State	12-6	.667	23-10	.697
3. Purdue	11-5	.688	23-8	.742	3. Penn State	13-3	.813	19-11	.633	3. Wisconsin	10-8	.556	21-11	.656
Illinois	11-5	.688	23-11	.676	4. Minnesota	12-4	.750	26-8	.765	Iowa	10-8	.556	20-14	.588
5. Michigan State	8-8	.500	19-12	.613	4. Purdue	9-7	.563	17-13	.567	5. Purdue	9-9	.500	15-17	.469
Wisconsin	8-8	.500	21-12	.636	6. Iowa	8-8	.500	23-10	.697	6. Michigan	8-10	.444	21-14	.600
7. Iowa	6-10	.375	9-18	.333	7. Illinois	7-9	.438	17-13	.567	Penn State	8-10	.444	17-14	.548
8. Ohio State	5-11	.313	13-15	.464	8. Wisconsin	5-11	.313	12-16	.429	8. Illinois	7-11	.389	19-15	.559
Indiana	5-11	.313	10-18	.357	9. Indiana	3-13	.188	10-18	.357	Northwestern	7-11	.389	18-15	.545
10. Minnesota	3-13	.188	10-18	.357	10. Northwestern	2-14	.123	5-25	.167	Indiana	7-11	.389	14-16	.467
Northwestern	3-13	.188	7-21	.250	11. Michigan	1-15	.063	5-23	.179	11. Minnesota	6-12	.333	13-17	.433
2000-01					2005-06					2010-11				
Big Ten		Overall			Big Ten		Overall			Big Ten		Overall		
W-L	Pct	W-L	Pct		W-L	Pct	W-L	Pct		W-L	Pct	W-L	Pct	
1. Purdue	14-2	.875	31-7	.816	1. Ohio State	15-1	.938	29-3	.906	1. Michigan State	13-3	.812	27-6	.818
2. Iowa	12-4	.750	21-10	.677	2. Purdue	13-3	.813	26-7	.788	2. Penn State	11-5	.688	25-10	.714
Wisconsin	12-4	.750	18-10	.643	3. Michigan State	11-5	.688	24-10	.706	3. Iowa	10-6	.625	22-9	.710
4. Penn State	11-5	.687	19-10	.655	Minnesota	11-5	.688	19-10	.655	Ohio State	10-6	.625	24-10	.706
5. Michigan	10-6	.625	19-12	.613	5. Iowa	10-6	.625	17-12	.586	Michigan	10-6	.625	17-13	.567
6. Indiana	9-7	.563	20-11	.645	6. Indiana	9-7	.563	19-14	.576	Wisconsin	10-6	.625	16-15	.516
Illinois	9-7	.563	17-16	.515	7. Illinois	6-10	.375	16-15	.516	7. Purdue	9-7	.562	21-12	.636
8. Ohio State	6-10	.375	22-11	.667	Penn State	6-10	.375	13-16	.448	8. Northwestern	6-10	.375	19-14	.576
9. Michigan State	4-12	.250	10-8	.357	9. Wisconsin	5-11	.313	11-18	.379	9. Minnesota	4-12	.250	12-18	.400
10. Minnesota	1-15	.286	8-20	.063	10. Northwestern	2-14	.125	6-22	.214	10. Indiana	3-13	.188	9-20	.310
11. Northwestern	0-16	.000	4-23	.148	11. Michigan	0-16	.000	6-23	.207	11. Illinois	2-14	.125	9-23	.281

ANNUAL CONFERENCE STANDINGS

2011-12	Big Ten			Overall	
	W-L	Pct	W-L	Pct	
1. Penn State	13-3	.812	26-7	.788	
2. Ohio State	11-5	.688	25-7	.781	
Purdue	11-5	.688	25-9	.735	
Iowa	11-5	.688	19-12	.613	
Michigan State	11-5	.688	20-12	.625	
6. Nebraska	10-6	.625	24-9	.727	
7. Michigan	8-8	.500	20-12	.625	
8. Minnesota	6-10	.375	19-17	.528	
9. Illinois	5-11	.312	11-19	.367	
Wisconsin	5-11	.312	9-20	.310	
11. Northwestern	4-12	.250	14-16	.467	
12. Indiana	1-15	.062	6-24	.200	

2012-13	Big Ten			Overall	
	W-L	Pct	W-L	Pct	
1. Penn State	14-2	.875	26-6	.813	
2. Nebraska	12-4	.750	25-9	.735	
3. Michigan State	10-6	.625	25-9	.735	
Purdue	10-6	.625	25-9	.735	
5. Michigan	9-7	.563	22-11	.667	
Illinois	9-7	.563	19-14	.576	
7. Iowa	8-8	.500	21-13	.618	
8. Minnesota	7-9	.438	18-14	.563	
Ohio State	7-9	.438	18-13	.581	
10. Northwestern	5-11	.312	13-17	.433	
11. Wisconsin	3-13	.188	12-19	.387	
12. Indiana	2-14	.125	11-19	.367	

2013-14	Big Ten			Overall	
	W-L	Pct	W-L	Pct	
1. Penn State	13-3	.813	24-8	.750	
Michigan State	13-3	.813	23-10	.697	
3. Nebraska	12-4	.750	26-7	.788	
4. Iowa	11-5	.688	27-9	.750	
Purdue	11-5	.688	22-9	.710	
6. Minnesota	8-8	.500	22-13	.629	
Michigan	8-8	.500	20-14	.588	
8. Indiana	5-11	.313	21-13	.618	
Northwestern	5-11	.313	17-16	.515	
Ohio State	5-11	.313	17-18	.486	
11. Wisconsin	3-13	.188	10-19	.345	
12. Illinois	2-14	.125	9-21	.300	

2014-15	Big Ten			Overall	
	W-L	Pct	W-L	Pct	
1. Maryland	18-0	1.000	34-3	.919	
2. Iowa	14-4	.778	26-8	.765	
3. Ohio State	13-5	.722	24-11	.686	
4. Northwestern	12-6	.667	23-9	.719	
Rutgers	12-6	.667	23-10	.697	
6. Minnesota	11-7	.611	23-10	.697	
7. Nebraska	10-8	.556	21-11	.656	
8. Michigan	8-10	.444	20-15	.571	
9. Michigan State	7-11	.389	16-15	.516	
10. Illinois	6-12	.333	15-16	.484	
11. Wisconsin	5-13	.278	9-20	.310	
12. Indiana	4-14	.222	15-16	.484	
13. Purdue	3-15	.167	11-20	.355	
Penn State	3-15	.167	6-24	.200	

2015-16	Big Ten			Overall	
	W-L	Pct	W-L	Pct	
1. Maryland	16-2	.889	31-4	.886	
2. Ohio State	15-3	.833	26-8	.765	
3. Michigan State	13-5	.722	25-9	.735	
4. Indiana	12-6	.667	21-12	.636	
5. Minnesota	11-7	.611	20-12	.625	
6. Purdue	10-8	.556	20-12	.625	
7. Michigan	9-9	.500	21-14	.600	
Nebraska	9-9	.500	18-13	.581	
9. Iowa	8-10	.444	19-14	.576	
Rutgers	8-10	.444	19-15	.559	
11. Penn State	6-12	.333	12-19	.387	
12. Northwestern	4-14	.222	18-17	.514	
13. Wisconsin	3-15	.167	7-22	.241	
14. Illinois	2-16	.111	9-21	.300	

2016-17	Big Ten			Overall	
	W-L	Pct	W-L	Pct	
1. Maryland	15-1	.938	32-3	.886	
Ohio State [^]	8-1	.889	18-7	.720	
3. Michigan	11-5	.688	28-9	.757	
4. Indiana	10-6	.625	23-11	.676	
Purdue	10-6	.625	23-13	.639	
6. Penn State	9-7	.563	21-11	.656	
Michigan State	9-7	.563	21-12	.636	
8. Northwestern	8-8	.500	20-11	.645	
Iowa	8-8	.500	20-14	.588	
10. Minnesota	5-11	.313	15-16	.484	
11. Illinois	3-13	.188	9-22	.290	
Wisconsin	3-13	.188	9-22	.290	
Nebraska	3-13	.188	7-22	.241	
Rutgers	3-13	.188	6-24	.200	

[^] - specific wins vacated by the NCAA

2017-18	Big Ten			Overall	
	W-L	Pct	W-L	Pct	
Ohio State [^]	0-3	.000	0-7	.000	
2. Maryland	12-4	.750	26-8	.765	
3. Iowa	11-5	.688	24-8	.750	
Minnesota	11-5	.688	24-9	.727	
Nebraska	11-5	.688	21-11	.656	
6. Michigan	10-6	.625	23-10	.697	
7. Indiana	9-7	.563	23-14	.622	
Purdue	9-7	.563	20-14	.588	
9. Rutgers	7-9	.438	20-12	.625	
Michigan State	7-9	.438	19-14	.576	
11. Penn State	6-10	.375	16-16	.500	
12. Northwestern	4-12	.250	12-20	.375	
13. Wisconsin	2-14	.125	9-21	.300	
14. Illinois	0-16	.000	9-22	.290	

[^] - specific wins vacated by the NCAA

2018-19	Big Ten			Overall	
	W-L	Pct	W-L	Pct	
1. Maryland	15-3	.833	29-5	.853	
2. Iowa	14-4	.778	29-7	.806	
3. Rutgers	13-5	.722	22-10	.688	
4. Michigan	11-7	.611	22-12	.647	
Ohio State [^]	0-8	.000	0-15	.000	
6. Minnesota	9-9	.500	21-11	.656	
Michigan State	9-9	.500	21-12	.636	
Northwestern	9-9	.500	21-15	.583	
Nebraska	9-9	.500	14-16	.467	
10. Indiana	8-10	.444	21-13	.618	
Purdue	8-10	.444	19-15	.559	
12. Penn State	5-13	.278	12-18	.400	
13. Wisconsin	4-14	.222	15-18	.455	
14. Illinois	2-16	.111	10-20	.333	

[^] - specific wins vacated by the NCAA

2019-20	Big Ten			Overall	
	W-L	Pct	W-L	Pct	
1. Maryland	16-2	.889	28-4	.875	
Northwestern	16-2	.889	26-4	.867	
3. Iowa	14-4	.778	23-7	.767	
4. Indiana	13-5	.722	24-8	.750	
5. Rutgers	11-7	.611	22-9	.710	
Ohio State	11-7	.611	21-12	.636	
7. Michigan	10-8	.556	21-11	.656	
8. Michigan State	9-9	.500	16-14	.533	
9. Purdue	8-10	.444	18-14	.563	
10. Nebraska	7-11	.389	17-13	.567	
11. Minnesota	5-13	.278	16-15	.516	
12. Wisconsin	3-15	.167	12-19	.387	
13. Illinois	2-16	.111	11-19	.367	
14. Penn State	1-17	.056	7-23	.233	

NOTE: 2019-20 season ended March 12 due to COVID-19 pandemic (no NCAA/WNIT/WBI championships contested)

2020-21	Big Ten			Overall	
	W-L	Pct	W-L	Pct	
1. Maryland	17-1	.944	26-3	.897	
2. Indiana	16-2	.889	21-6	.778	
3. Rutgers	10-3	.769	14-5	.737	
4. Michigan	9-4	.692	16-6	.727	
5. Northwestern	11-7	.611	16-9	.640	
6. Iowa	11-8	.579	20-10	.667	
7. Ohio State	9-7	.563	13-7	.650	
8. Michigan State	8-7	.533	15-9	.625	
9. Nebraska	9-10	.474	13-13	.500	
10. Minnesota	7-11	.389	8-13	.381	
11. Penn State	6-13	.316	9-15	.375	
12. Purdue	4-14	.222	7-16	.304	
13. Illinois	2-16	.111	5-18	.217	
14. Wisconsin	2-18	.100	5-19	.208	

2021-22	Big Ten			Overall	
	W-L	Pct	W-L	Pct	
1. Ohio State	14-4	.778	25-7	.781	
Iowa	14-4	.778	24-8	.750	
3. Michigan	13-4	.765	25-7	.781	
Maryland	13-4	.765	23-9	.719	
5. Indiana	11-5	.688	24-9	.727	
6. Nebraska	11-7	.611	24-9	.727	
7. Northwestern	8-8	.500	17-12	.586	
8. Michigan State	8-9	.471	15-15	.500	
9. Purdue	7-11	.389	17-15	.531	
Minnesota	7-11	.389	15-18	.455	
11. Penn State	5-13	.278	11-18	.379	
Wisconsin	5-13	.278	8-21	.276	
13. Rutgers	3-14	.176	11-20	.355	
14. Illinois	1-13	.071	7-20	.259	

2022-23	Big Ten			Overall	
	W-L	Pct	W-L	Pct	
1. Indiana	16-2	.889	28-4	.875	
2. Iowa	15-3	.833	31-7	.816	
Maryland	15-3	.833	28-7	.800	
4. Ohio State	12-6	.667	28-8	.778	
5. Michigan	11-7	.611	23-10	.697	
Illinois	11-7	.611	22-10	.688	
7. Purdue	9-8	.529	19-11	.633	
8. Nebraska	8-10	.444	18-15	.545	
9. Michigan State	7-10	.412	16-14	.533	
10. Wisconsin	6-12	.333	11-20	.355	
11. Rutgers	5-13	.278	12-20	.375	
12. Penn State	4-14	.222	14-17	.452	
Minnesota	4-14	.222	11-19	.367	
14. Northwestern	2-16	.111	9-21	.300	

ANNUAL CONFERENCE STANDINGS

2023-24	Big Ten		Overall	
	W-L	Pct	W-L	Pct
1. Ohio State	16-2	.889	26-6	.813
2. Iowa	15-3	.833	34-4	.895
3. Indiana	15-3	.833	26-6	.813
4. Michigan State	12-6	.667	22-9	.710
5. Nebraska	11-7	.611	23-12	.657
6. Penn State	9-9	.500	22-13	.629
7. Michigan	9-9	.500	20-14	.588
8. Maryland	9-9	.500	19-14	.576
9. Illinois	8-10	.444	19-15	.559
10. Wisconsin	6-12	.333	15-17	.469
11. Minnesota	5-13	.278	20-15	.571
12. Purdue	5-13	.278	15-19	.441
13. Northwestern	4-14	.222	9-21	.300
14. Rutgers	2-16	.111	8-24	.250

NCAA TOURNAMENT HISTORY

NCAA TEAM-BY-TEAM BREAKDOWN

Team	App.	Won	Lost	Pct.	Years
Illinois	9	8	9	.471	1982-86-87-97-98-99-00-03-23
Indiana	10	11	10	.524	1983-94-95-02-16-19-21-22-23-24
Iowa	30	37	30	.552	1986-87-88-89-90-91-92-93+-94-96-97-98-01-02-04-06-08-09-10-11-12-13-14-15-18-19-21-22-23#-24#
Maryland*	31	53	30	.638	1982+-83-84-86-88-89+-90-91-92-93-97-01-04-05- <u>06</u> -07-08-09-11-12-13-14+-15+-16-17-18-19-21-22-23-24
Michigan	12	11	12	.478	1990-98-00-01-12-13-18-19-21-22-24
Michigan State	19	19	19	.500	1991-96-97-03-04-05#-06-07-09-10-11-12-13-14-16-17-19-21-24
Minnesota	10	12	10	.545	1994-02-03-04+-05-06-08-09-15-18
Nebraska*	16	9	16	.360	1988-93-96-98-99-00-07-08-10-12-13-14-15-18-22-24
Northwestern	8	4	8	.333	1982-87-90-91-93-97-15-21
Oregon*	17	17	17	.500	1982-84-87-94-95-96-97-98-99-00-01-05-17-18-19+-21-22
Ohio State	28	32^	28	.533	1982-84-85-86-87-88-89-90-93#-96-99-03-04-05-06-07-08-09-10-11-12-15-16-17-18-22-23-24
Penn State*	25	32	24	.571	1982-83-84-85-86-87-88-90-91-92-93-94-95-96-99-00+-01-02-03-04-05-11-12-13-14
Purdue	27	47	26	.644	1989-90-91-92-94+-95-96-97-98- <u>99</u> -00-01#-02-03-04-05-06-07-08-09-11-12-13-14-16-17-23
Rutgers*	26	36	26	.581	1986-87-88-89-90-91-92-93-94-98-99-00+-01-03-04-05-06-07#-08-09-10-11-12-15-19-21
UCLA*	19	25	19	.568	1983-85-90-92-98-99-00-04-06-10-11-13-16-17-18-19-21-23-24
USC*	18	32	16	.667	1982- 83-84 -85-86#-87-88-91-92-93-94-95-97-2005-06-14-23-24
Washington*	19	21	19	.525	1985-86-87-88-89-90-91-93-94-95-97-98-01-03-06-07-15-16+-17
Wisconsin	7	2	7	.222	1992-95-96-98-01-02-10
Totals	331	408	326	.556	4 Titles, 11 National Championship Games, 22 Final Fours

NCAA Championships in **bold underline** | # - NCAA Runner-Up | + - NCAA Final Four | * - includes competition prior to joining Big Ten

NOTE: 2020 tournament not contested due to COVID-19 pandemic; ^ - wins in 2017/2018 tournaments vacated by NCAA

BIG TEN YEAR-BY-YEAR IN NCAA TOURNAMENT

Year	# of Teams	Won	Lost	Pct.	Year	# of Teams	Won	Lost	Pct.
1982	3	0	3	.000	2017	4	3^	4	.429
1983	1	1	1	.500	2018	6	3^	6	.333
1984	1	0	1	.000	2019	6	7	6	.538
1985	1	2	1	.667	2020	not contested (COVID-19 pandemic)			
1986	3	2	3	.400	2021	7	10	7	.588
1987	4	6	4	.600	2022	6	10	6	.625
1988	2	3	2	.600	2023	7	13	7	.650
1989	3	3	3	.500	2024	7	9	7	.562
1990	5	3	5	.375					
1991	4	2	4	.333					
1992	3	1	3	.250					
1993	4	8	4	.667					
1994	5	9	5	.643					
1995	4	5	4	.556					
1996	6	7	6	.538					
1997	5	5	5	.500					
1998	5	6	5	.545					
1999	4	8	3	.727					
2000	4	6	4	.600					
2001	5	7	5	.583					
2002	6	5	6	.455					
2003	6	8	6	.571					
2004	6	11	6	.647					
2005	5	10	5	.667					
2006	5	5	5	.500					
2007	3	4	3	.571					
2008	4	1	4	.200					
2009	5	8	5	.615					
2010	4	3	4	.429					
2011	5	5	5	.500					
2012	7	3	7	.300					
2013	6	7	6	.538					
2014	5	6	5	.545					
2015	7	8	7	.533					
2016	5	5	5	.500					

^ - Ohio State wins from 2017 and 2018 tournaments vacated by NCAA

NOTE: Records do NOT include appearances by current Big Ten schools prior to joining the conference (Penn State began competing in the Big Ten in the 1992-93 season, Nebraska in 2011-12, Maryland and Rutgers in 2014-15, and Oregon, UCLA, USC and Washington in 2024-25).

NCAA TOURNAMENT HISTORY

Results by current Big Ten Conference member institutions prior to joining the conference are indicated with an asterisk (*)

1982

Kentucky 88, ILLINOIS 80 (1st round)
Maryland 82, Stanford 48 (1st round)*
NC State 75, NORTHWESTERN 71 (1st round)
Drake 90, OHIO STATE 79 (1st round)
Penn State 96, Clemson 75 (1st round)*
Missouri 59, Oregon 53 (1st round)*
USC 99, Kent State 55 (1st round)*
Maryland 80, Missouri 68 (Sweet 16)*
USC 73, Penn State 70 (Sweet 16)*
Maryland 89, Drake 78 (Elite Eight)*
Tennessee 91, USC 90 (OT) (Elite Eight)*
Cheyney 76, Maryland 66 (Final Four)*

1983

INDIANA 87, Kentucky 76 (1st round)
Maryland 94, Central Michigan 71 (1st round)*
Penn State 94, NC State 80 (1st round)*
Oregon State 75, UCLA 62 (1st round)*
USC 99, Northeast Louisiana 85 (1st round)*
Georgia 86, INDIANA 70 (Sweet 16)
Old Dominion 74, Maryland 57 (Sweet 16)*
Penn State 73, Cheyney 72 (Sweet 16)*
USC 96, Arizona State 59 (Sweet 16)*
Old Dominion 74, Penn State 60 (Elite Eight)*
USC 81, Long Beach State 74 (Elite Eight)*
USC 81, Georgia 57 (Final Four)*
USC 69, Louisiana Tech 67 (National Championship)*

1984

Cheyney 92, Maryland 64 (1st round)*
Ole Miss 77, OHIO STATE 55 (1st round)
Old Dominion 87, Penn State 65 (1st round)*
San Diego State 70, Oregon 63 (1st round)*
USC 97, BYU 72 (1st round)*
USC 76, Montana 51 (Sweet 16)*
USC 90, Long Beach State (Elite Eight)*
USC 62, Louisiana Tech 57 (Final Four)*
USC 72, Tennessee 61 (National Championship)*

1985

OHIO STATE 102, Holy Cross 60 (1st round)
Penn State 98, North Carolina 79 (1st round)*
UCLA 78, Washington 62 (1st round)*
USC 74, Idaho 51 (1st round)*
OHIO STATE 81, Penn State 78 (Sweet 16)
Georgia 78, UCLA 42 (Sweet 16)*
Long Beach State 75, USC 72 (Sweet 16)*
Old Dominion 72, OHIO STATE 68 (Elite Eight)

1986

ILLINOIS 69, Ohio 68 (1st round)
Washington 69, North Texas 54 (1st round)*
Georgia 103, ILLINOIS 64 (2nd round)
Tennessee 73, IOWA 68 (2nd round)
OHIO STATE 87, Maryland 71 (2nd round)*
Penn State 63, NC State 59 (2nd round)*
Rutgers 85, Villanova 58 (2nd round)*
USC 81, Montana 50 (2nd round)*
Louisiana Tech 79, Washington (2nd round)*
LSU 81, OHIO STATE 80 (Sweet 16)
Rutgers 85, Penn State 72 (Sweet 16)*
USC 84, North Carolina 70 (Sweet 16)*
Western Kentucky 89, Rutgers 74 (Elite Eight)*
USC 80, Louisiana Tech 64 (Elite Eight)*
USC 83, Tennessee 59 (Final Four)*
Texas 97, USC 81 (National Championship)*

1987

ILLINOIS 80, Bowling Green 64 (1st round)
NORTHWESTERN 62, Kansas State 61 (OT) (1st round)
Ole Miss 80, Penn State 75 (1st round)*
Oregon 75, Eastern Washington 56 (1st round)*
USC 81, Western Kentucky 69 (1st round)*
Washington 86, New Mexico State 73 (1st round)*
Auburn 92, ILLINOIS 58 (2nd round)
IOWA 68, New Orleans 46 (2nd round)
Louisiana Tech 82, NORTHWESTERN 60 (2nd round)
OHIO STATE 76, Oregon 62 (2nd round)
Rutgers 78, Duke 64 (2nd round)*
Long Beach State 72, Washington 57 (2nd round)*

IOWA 62, Georgia 60 (Sweet 16)
OHIO STATE 74, USC 63 (Sweet 16)
Rutgers 75, NC State 60 (Sweet 16)*
Louisiana Tech 66, IOWA 65 (Elite Eight)
Long Beach State 102, OHIO STATE 82 (Elite Eight)
Texas 85, Rutgers 77 (Elite Eight)*

1988

Penn State 86, La Salle 85 (1st round)*
IOWA 83, Stephen F. Austin 65 (2nd round)
Maryland 78, Saint Joseph's (Pa.) 67 (2nd round)*
USC 100, Nebraska 82 (2nd round)*
OHIO STATE 116, Syracuse 75 (2nd round)
Auburn 96, Penn State 66 (2nd round)*
Rutgers 88, Old Dominion 78 (2nd round)*
Washington 99, New Mexico State 74 (2nd round)*
IOWA 79, USC 67 (Sweet 16)
Maryland 81, OHIO STATE 66 (Sweet 16)*
Virginia 89, Rutgers 75 (Sweet 16)*
Long Beach State 104, Washington 78 (Sweet 16)*
Long Beach State 98, IOWA 78 (Elite Eight)
Auburn 103, Maryland 74 (Elite Eight)*

1989

PURDUE 91, Arkansas 63 (1st round)
Rutgers 95, Southern Mississippi 73 (1st round)*
Washington 87, Hawai'i 79 (1st round)*
IOWA 77, Tennessee Tech 75 (2nd round)
OHIO STATE 81, James Madison 66 (2nd round)
Maryland 75, Bowling Green 65 (2nd round)*
LSU 54, PURDUE 53 (2nd round)
NC State 75, Rutgers 73 (2nd round)*
Stephen F. Austin 73, Washington 63 (2nd round)*
Stanford 98, IOWA 74 (Sweet 16)
Maryland 89, Stephen F. Austin 54 (Sweet 16)*
Long Beach State 89, OHIO STATE 83 (Sweet 16)
Maryland 79, Texas 71 (Elite Eight)*
Tennessee 94, Maryland 80 (Final Four)*

1990

Maryland 100, Appalachian State 71 (1st round)*
MICHIGAN 77, Oklahoma State 68 (1st round)
OHIO STATE 83, Southern Illinois 77 (1st round)
Penn State 83, Florida State 73 (1st round)*
Arkansas 90, UCLA 80 (OT) (1st round)*
Vanderbilt 61, IOWA 56 (2nd round)
Providence 77, Maryland 75 (2nd round)*
NC State 81, MICHIGAN 64 (2nd round)
South Carolina 76, NORTHWESTERN 67 (2nd round)
Texas 95, OHIO STATE 66 (2nd round)
Virginia 85, Penn State 64 (2nd round)*
PURDUE 86, Northern Illinois 81 (2nd round)
Washington 77, DePaul 68 (2nd round)*
Louisiana Tech 91, PURDUE 47 (Sweet 16)
Washington 73, South Carolina (Sweet 16)*
Auburn 76, Washington 50 (Elite Eight)*

1991

IOWA 64, Montana 53 (1st round)
Holy Cross 81, Maryland 74 (1st round)*
NORTHWESTERN 82, Washington State 62 (1st round)
Toledo 83, Rutgers 65 (1st round)*
USC 63, Utah 52 (1st round)*
Washington 70, IOWA 53 (2nd round)*
Oklahoma State 96, MICHIGAN STATE 94 (3OT) (2nd round)
Arkansas 105, NORTHWESTERN 68 (2nd round)
James Madison 73, Penn State 71 (2nd round)*
Vanderbilt 69, PURDUE 63 (2nd round)
Long Beach State 83, USC 58 (2nd round)*
Stanford 73, Washington 47 (Sweet 16)*

1992

Rutgers 93, Southern Mississippi 63 (1st round)*
Montana 85, WISCONSIN 74 (1st round)
UCLA 93, Notre Dame 72 (1st round)*
Missouri State 61, IOWA 60 (OT) (2nd round)
Maryland 73, Toledo 60 (2nd round)
Penn State 77, DePaul 54 (2nd round)*
PURDUE 98, Northern Illinois 62 (2nd round)
Tennessee 97, Rutgers 56 (2nd round)*
UCLA 82, Texas 81 (2nd round)*
USC 71, Montana 59 (2nd round)*
Ole Miss 75, Penn State 72 (Sweet 16)*
Maryland 64, PURDUE 58 (Sweet 16)*

Missouri State 83, UCLA 57 (Sweet 16)*
USC 61, Stephen F. Austin 57 (Sweet 16)*
Western Kentucky 75, Maryland 70 (Elite Eight)*
Stanford 82, USC 62 (Elite Eight)*

1993

Nebraska 81, San Diego 58 (1st round)*
NORTHWESTERN 90, Georgia Tech 62 (1st round)
Rutgers 80, Vermont 74 (1st round)*
Washington 80, Montana State 51 (1st round)*
IOWA 82, Old Dominion 56 (2nd round)
Missouri State 86, Maryland 71 (2nd round)*
USC 78, Nebraska 60 (2nd round)*
Tennessee 89, NORTHWESTERN 66 (2nd round)
OHIO STATE 91, Rutgers 60 (2nd round)*
Georgetown 68, PENN STATE 67 (2nd round)
Texas Tech 70, Washington 64 (2nd round)*
IOWA 65, Auburn 50 (Sweet 16)
OHIO STATE 86, Western Kentucky 73 (Sweet 16)
Texas Tech 87, USC 67 (Sweet 16)*
IOWA 72, Tennessee 56 (Elite Eight)
OHIO STATE 75, Virginia 73 (Elite Eight)
OHIO STATE 73, IOWA 72 (OT) (Final Four)
Texas Tech 84, OHIO STATE 82 (National Championship)

1994

Ole Miss 83, INDIANA 61 (1st round)
IOWA 70, Mount St. Mary's 47 (1st round)
MINNESOTA 81, Notre Dame 76 (1st round)
PENN STATE 94, Fordham 41 (1st round)
PURDUE 103, Radford 56 (1st round)
Western Kentucky 84, Rutgers 73 (1st round)*
Oregon 74, Santa Clara 59 (1st round)*
Washington 89, Boise State 61 (1st round)*
USC 77, Portland 62 (1st round)*
Alabama 84, IOWA 78 (2nd round)
Vanderbilt 98, MINNESOTA 72 (2nd round)
PENN STATE 85, Kansas 68 (2nd round)
PURDUE 86, Washington 59 (2nd round)
Colorado 92, Oregon 71 (2nd round)*
USC 76, George Washington (2nd round)*
PENN STATE 64, Seton Hall 60 (Sweet 16)
PURDUE 82, Texas A&M 56 (Sweet 16)
USC 85, Virginia 66 (Sweet 16)*
Alabama 96, PENN STATE 82 (Elite Eight)
PURDUE 82, Stanford 65 (Elite Eight)
Louisiana Tech 75, USC 66 (Elite Eight)*
North Carolina 89, PURDUE 74 (Final Four)

1995

Georgia 81, INDIANA 64 (1st round)
PENN STATE 75, Jackson State 62 (1st round)
PURDUE 74, Portland 59 (1st round)
WISCONSIN 73, Kansas 72 (1st round)
Louisville 67, Oregon 65 (1st round)*
Memphis 74, USC 72 (1st round)*
Washington 73, Ohio 56 (1st round)*
PURDUE 62, Montana 51 (2nd round)
Texas Tech 88, WISCONSIN 65 (2nd round)
North Carolina 76, PENN STATE 74 (2nd round)
Washington 54, Arkansas 50 (2nd round)*
PURDUE 67, Vanderbilt 66 (Sweet 16)
Texas Tech 67, Washington 52 (Sweet 16)*
Stanford 69, PURDUE 58 (Elite Eight)

1996

IOWA 72, Butler 67 (1st round)
MICHIGAN STATE 60, UMass 57 (1st round)
Colorado State 66, Nebraska 62 (1st round)*
OHIO STATE 97, Memphis 75 (1st round)
PENN STATE 94, Youngstown State 74 (1st round)
Notre Dame 73, PURDUE 60 (1st round)
WISCONSIN 74, Oregon 60 (1st round)
IOWA 72, DePaul 71 (2nd round)
Connecticut 88, MICHIGAN STATE 68 (2nd round)
Tennessee 97, OHIO STATE 65 (2nd round)
PENN STATE 86, Kent State 59 (2nd round)
Vanderbilt 96, WISCONSIN 83 (2nd round)
Vanderbilt 74, IOWA 63 (Sweet 16)
Auburn 75, PENN STATE 69 (Sweet 16)

1997

ILLINOIS 79, Drake 62 (1st round)
IOWA 56, NC State 50 (1st round)
MICHIGAN STATE 75, Portland 70 (1st round)

NCAA TOURNAMENT HISTORY

George Washington 61, NORTHWESTERN 46 (1st round)
PURDUE 74, Maryland 48 (1st round)*
Oregon 80, San Deigo State 68 (1st round)*
USC 68, San Francisco 55 (1st round)*
Vanderbilt 74, Washington 62 (1st round)*
ILLINOIS 85, Duke 67 (2nd round)
Connecticut 72, IOWA 53 (2nd round)
North Carolina 81, MICHIGAN STATE 71 (OT) (2nd round)
Old Dominion 69, PURDUE 65 (OT) (2nd round)
Tennessee 76, Oregon 59 (2nd round)*
Florida 92, USC 78 (2nd round)*
Connecticut 78, ILLINOIS 73 (Sweet 16)

1998

ILLINOIS 82, Green Bay 58 (1st round)
IOWA 77, UMass 59 (1st round)
UCLA 65, MICHIGAN 58 (1st round)*
Nebraska 76, New Mexico 59 (1st round)*
PURDUE 88, Washington 71 (1st round)
Rutgers 79, Oregon 76 (1st round)*
Virginia Tech 75, WISCONSIN 64 (1st round)
ILLINOIS 69, UC Santa Barbara 65 (2nd round)
Kansas 62, IOWA 58 (2nd round)
Old Dominion 75, Nebraska 60 (2nd round)*
PURDUE 77, Colorado State 63 (2nd round)
Rutgers 62, Iowa State 61 (2nd round)*
Alabama 75, UCLA 74 (2nd round)*
North Carolina 80, ILLINOIS 74 (Sweet 16)
PURDUE 70, Notre Dame 65 (Sweet 16)
Tennessee 92, Rutgers 60 (Sweet 16)*
Louisiana Tech 72, PURDUE 65 (Elite Eight)

1999

ILLINOIS 69, Louisville 67 (1st round)
Kentucky 98, Nebraska 92 (1st round)*
Boston College 72, OHIO STATE 59 (1st round)
PENN STATE 82, Virginia 69 (1st round)
PURDUE 68, Oral Roberts 48 (1st round)
Rutgers 84, Dartmouth 70 (1st round)*
Oregon 65, Cincinnati 56 (1st round)*
UCLA 76, Green Bay 69 (1st round)*
Clemson 63, ILLINOIS 51 (2nd round)
Louisiana Tech 79, PENN STATE 62 (2nd round)
PURDUE 55, Kansas 41 (2nd round)
Rutgers 90, Arizona 47 (2nd round)*
Iowa State 85, Oregon 70 (2nd round)*
UCLA 87, Kentucky 63 (2nd round)*
PURDUE 82, North Carolina 59 (Sweet 16)
Rutgers 53, Texas Tech 42 (Sweet 16)*
UCLA 77, Colorado State 68 (Sweet 16)*
PURDUE 75, Rutgers 62 (Elite Eight)*
Louisiana Tech 88, UCLA 62 (Elite Eight)*
PURDUE 77, Louisiana Tech 63 (Final Four)
PURDUE 62, Duke 45 (National Championship)

2000

ILLINOIS 73, Utah 58 (1st round)
Stanford 81, MICHIGAN 74 (OT) (1st round)
Boston College 93, Nebraska 76 (1st round)*
PENN STATE 83, Youngstown State 63 (1st round)
PURDUE 70, Dartmouth 66 (1st round)
Rutgers 91, Holy Cross 70 (1st round)*
UAB 80, Oregon 79 (OT) (1st round)*
George Washington 79, UCLA 72 (1st round)*
Iowa State 79, ILLINOIS 68 (2nd round)
PENN STATE 75, Auburn 69 (2nd round)
Oklahoma 76, PURDUE 64 (2nd round)
Rutgers 59, Saint Joseph's (Pa.) 39 (2nd round)*
PENN STATE 66, Iowa State 65 (Sweet 16)
Rutgers 60, UAB 45 (Sweet 16)*
PENN STATE 86, Louisiana Tech 65 (Elite Eight)
Rutgers 59, Georgia 51 (Elite Eight)*
Connecticut 89, PENN STATE 67 (Final Four)
Tennessee 64, Rutgers 54 (Final Four)*

2001

IOWA 89, Oregon 82 (OT) (1st round)
Colorado State 83, Maryland 69 (1st round)*
MICHIGAN 81, Virginia 71 (1st round)
TCU 77, PENN STATE 75 (1st round)
PURDUE 75, UC Santa Barbara 62 (1st round)
Rutgers 80, Stephen F. Austin 43 (1st round)*
Missouri 71, WISCONSIN 68 (1st round)
Washington 67, Old Dominion 65 (1st round)*
Utah 77, IOWA 69 (2nd round)

Notre Dame 88, MICHIGAN 54 (2nd round)
PURDUE 73, LSU 70 (2nd round)
Missouri State 60, Rutgers 53 (2nd round)*
Washington 86, Florida 75 (2nd round)*
PURDUE 74, Texas Tech 72 (Sweet 16)
Washington 84, Oklahoma 67 (Sweet 16)*
PURDUE 88, Xavier 78 (Elite Eight)
Missouri State 104, Washington 87 (Elite Eight)*
PURDUE 81, Missouri State 64 (Final Four)
Notre Dame 68, PURDUE 66 (National Championship)

2002

TCU 55, INDIANA 45 (1st round)
IOWA 69, Virginia 62 (1st round)
MINNESOTA 71, UNLV 54 (1st round)
PENN STATE 82, Chattanooga 67 (1st round)
PURDUE 80, Austin Peay 49 (1st round)
Arizona State 73, WISCONSIN 70 (1st round)
Connecticut 86, IOWA 48 (2nd round)
North Carolina 72, MINNESOTA 69 (2nd round)
PENN STATE 96, Florida International 79 (2nd round)
Old Dominion 74, PURDUE 70 (OT) (2nd round)
Connecticut 82, PENN STATE 64 (Sweet 16)

2003

Virginia 72, ILLINOIS 56 (1st round)
TCU 50, MICHIGAN STATE 47 (1st round)
MINNESOTA 68, Tulane 84 (1st round)
OHIO STATE 66, Weber State 44 (1st round)
PENN STATE 64, Holy Cross 33 (1st round)
PURDUE 66, Valparaiso 51 (1st round)
Rutgers 64, Western Kentucky 52 (1st round)*
Green Bay 78, Washington 65 (1st round)*
MINNESOTA 82, Stanford 66 (2nd round)
Louisiana Tech 74, OHIO STATE 61 (2nd round)
PENN STATE 77, South Carolina 67 (2nd round)
PURDUE 61, Virginia Tech 59 (2nd round)
Georgia 74, Rutgers 64 (2nd round)*
Texas 73, MINNESOTA 60 (Sweet 16)
Tennessee 86, PENN STATE 58 (Sweet 16)
PURDUE 66, Notre Dame 47 (Sweet 16)
Connecticut 73, PURDUE 64 (Elite Eight)

2004

Virginia Tech 89, IOWA 76 (1st round)
Maryland 86, Miami (Fla.) 85 (1st round)*
MICHIGAN STATE 72, Arizona 60 (1st round)
MINNESOTA 92, UCLA 81 (1st round)
OHIO STATE 73, West Virginia 67 (1st round)
PENN STATE 79, Hampton 42 (1st round)
PURDUE 78, Saint Francis (Pa.) 59 (1st round)
Chattanooga 74, Rutgers 69 (1st round)*
LSU 76, Maryland 71 (2nd round)*
Texas 80, MICHIGAN STATE 61 (2nd round)
MINNESOTA 80, Kansas State 61 (2nd round)
Boston College 63, OHIO STATE 48 (2nd round)
PENN STATE 61, Virginia Tech 48 (2nd round)
PURDUE 60, Villanova 42 (2nd round)
MINNESOTA 63, Boston College 48 (Sweet 16)
PENN STATE 55, Notre Dame 49 (Sweet 16)
Georgia 66, PURDUE 64 (Sweet 16)
MINNESOTA 82, Duke 75 (Elite Eight)
Connecticut 66, PENN STATE 49 (Elite Eight)
Connecticut 67, MINNESOTA 58 (Final Four)

2005

Maryland 66, Green Bay 55 (1st round)*
MICHIGAN STATE 73, Alcorn State 41 (1st round)
MINNESOTA 64, Saint Francis (Pa.) 33 (1st round)
OHIO STATE 86, Holy Cross 45 (1st round)
Liberty 78, PENN STATE 70 (1st round)
PURDUE 68, New Mexico 56 (1st round)
Rutgers 62, Hartford 37 (1st round)*
Oregon 58, TCU 55 (1st round)*
USC 65, Louisville 49 (1st round)*
OHIO STATE 75, Maryland 65 (2nd round)*
MICHIGAN STATE 61, USC 59 (2nd round)
MINNESOTA 73, Virginia 58 (2nd round)
Tennessee 75, PURDUE 54 (2nd round)
Rutgers 61, Temple 54 (2nd round)*
Baylor 69, Oregon 46 (2nd round)*
MICHIGAN STATE 76, Vanderbilt 64 (Sweet 16)
Baylor 64, MINNESOTA 57 (Sweet 16)
Rutgers 64, OHIO STATE 58 (Sweet 16)*
MICHIGAN STATE 76, Stanford 69 (Elite Eight)

Tennessee 59, Rutgers 49 (Elite Eight)*
MICHIGAN STATE 68, Tennessee 64 (Final Four)
Baylor 84, MICHIGAN STATE 62 (National Championship)

2006

Brigham Young 67, IOWA 62 (1st round)
Maryland 95, Sacred Heart 54 (1st round)*
MICHIGAN STATE 65, Milwaukee 46 (1st round)
Washington 73, MINNESOTA 69 (1st round)*
OHIO STATE 68, Oakland 45 (1st round)
PURDUE 73, Missouri State 52 (1st round)
Rutgers 63, Dartmouth 58 (1st round)*
UCLA 74, Bowling Green 61 (1st round)*
USC 67, South Florida 65 (1st round)*
Maryland 84, St. John's 71 (2nd round)*
MICHIGAN STATE 67, Kentucky 63 (2nd round)
Boston College 79, OHIO STATE 69 (2nd round)
PURDUE 61, UCLA 54 (2nd round)
Rutgers 82, TCU 48 (2nd round)*
Duke 85, USC 51 (2nd round)*
LSU 72, Washington 49 (2nd round)*
Maryland 82, Baylor 63 (Sweet 16)*
Duke 86, MICHIGAN STATE 61 (Sweet 16)
North Carolina 70, PURDUE 68 (Sweet 16)
Tennessee 76, Rutgers 69 (Sweet 16)*
Maryland 75, Utah 65 (OT) (Elite Eight)*
Maryland 81, North Carolina 70 (Final Four)*
Maryland 78, Duke 75 (OT) (National Championship)*

2007

Maryland 89, Harvard 65 (1st round)*
MICHIGAN STATE 69, Delaware 58 (1st round)
Temple 64, Nebraska 61 (1st round)*
Marist 67, OHIO STATE 61 (1st round)
PURDUE 63, Oral Roberts 42 (1st round)
Rutgers 77, East Carolina 44 (1st round)*
Iowa State 79, Washington 60 (1st round)*
Ole Miss 89, Maryland 78 (2nd round)*
Rutgers 70, MICHIGAN STATE 57 (2nd round)*
PURDUE 76, Georgia Tech 63 (2nd round)
PURDUE 78, Georgia 65 (Sweet 16)
Rutgers 53, Duke 52 (Sweet 16)*
North Carolina 84, PURDUE 72 (Elite Eight)
Rutgers 64, Arizona State 45 (Elite Eight)*
Rutgers 59, LSU 35 (Final Four)*
Tennessee 59, Rutgers 46 (National Championship)*

2008

Georgia 67, IOWA 61 (1st round)
Maryland 80, Coppin State 66 (1st round)*
Texas 72, MINNESOTA 55 (1st round)
Nebraska 61, Xavier 58 (1st round)*
Florida State 60, OHIO STATE 49 (1st round)
PURDUE 66, Utah 59 (1st round)
Rutgers 85, Robert Morris 42 (1st round)*
Maryland 76, Nebraska 64 (2nd round)*
Tennessee 78, PURDUE 52 (2nd round)
Rutgers 69, Iowa State 58 (2nd round)*
Maryland 80, Vanderbilt 66 (Sweet 16)*
Rutgers 53, George Washington 42 (Sweet 16)*
Connecticut 66, Rutgers 56 (Elite Eight)*
Stanford 98, Maryland 87 (Elite Eight)*

2009

Georgia Tech 76, IOWA 62 (1st round)
Maryland 82, Dartmouth 53 (1st round)*
MICHIGAN STATE 60, Middle Tennessee 59 (1st round)
MINNESOTA 79, Notre Dame 71 (1st round)
OHIO STATE 77, Sacred Heart 63 (1st round)
PURDUE 65, Charlotte 52 (1st round)
Rutgers 57, Virginia Commonwealth 51 (1st round)*
Maryland 71, Utah 56 (2nd round)*
MICHIGAN STATE 63, Duke 49 (2nd round)
Texas A&M 73, MINNESOTA 42 (2nd round)
OHIO STATE 64, Mississippi State 58 (2nd round)
PURDUE 85, North Carolina 70 (2nd round)
Rutgers 80, Auburn 52 (2nd round)*
Iowa State 69, MICHIGAN STATE 68 (Sweet 16)
Stanford 84, OHIO STATE 66 (Sweet 16)
PURDUE 67, Rutgers 61 (Sweet 16)*
Oklahoma 74, PURDUE 68 (Elite Eight)
Maryland 78, Vanderbilt 74 (Sweet 16)*
Louisville 77, Maryland 60 (Elite Eight)*

NCAA TOURNAMENT HISTORY

2010

IOWA 70, Rutgers 63 (1st round)*
MICHIGAN STATE 72, Bowling Green 62 (1st round)
Nebraska 83, Northern Iowa 44 (1st round)*
OHIO STATE 93, Saint Francis (Pa.) 59 (1st round)
Vermont 64, WISCONSIN 55 (1st round)
UCLA 74, North Carolina State 54 (1st round)*
Stanford 96, IOWA 67 (2nd round)
Kentucky 70, MICHIGAN STATE 52 (2nd round)
Nebraska 83, UCLA 70 (2nd round)*
Mississippi State 87, OHIO STATE 67 (2nd round)
Kentucky 76, Nebraska 67 (Sweet 16)*

2011

Gonzaga 92, IOWA 86 (1st round)
Maryland 70, Saint Francis (Pa.) 48 (1st round)*
MICHIGAN STATE 69, Northern Iowa 66 (1st round)
OHIO STATE 80, Central Florida 69 (1st round)
PENN STATE 75, Dayton 66 (1st round)
PURDUE 53, Kansas State 45 (1st round)
Rutgers 76, Louisiana Tech 51 (1st round)*
UCLA 55, Montana 47 (1st round)*
Georgetown 79, Maryland 57 (2nd round)*
Green Bay 65, MICHIGAN STATE 56 (2nd round)
OHIO STATE 67, Georgia Tech 60 (2nd round)
DePaul 75, PENN STATE 73 (2nd round)
Connecticut 64, PURDUE 40 (2nd round)
Texas A&M 70, Rutgers 48 (2nd round)*
Gonzaga 89, UCLA 75 (2nd round)*
Tennessee 85, OHIO STATE 75 (Sweet 16)

2012

California 84, IOWA 74 (1st round)
Maryland 59, Navy 44 (1st round)*
Oklahoma 88, MICHIGAN 67 (1st round)
Louisville 67, MICHIGAN STATE 55 (1st round)
Kansas 57, NEBRASKA 49 (1st round)
Florida 70, OHIO STATE 65 (1st round)
PENN STATE 85, UTEP 77 (1st round)
PURDUE 83, South Dakota State 68 (1st round)
Gonzaga 86, Rutgers 73 (1st round)*
Maryland 72, Louisville 68 (2nd round)*
PENN STATE 90, LSU 80 (2nd round)
South Carolina 72, PURDUE 61 (2nd round)
Maryland 81, Texas A&M 74 (Sweet 16)*
Connecticut 77, PENN STATE 59 (Sweet 16)
Notre Dame 80, Maryland 49 (Elite Eight)*

2013

IOWA 69, Miami (Fla.) 53 (1st round)
Maryland 72, Quinnipiac 52 (1st round)*
MICHIGAN 60, Villanova 52 (1st round)
MICHIGAN STATE 55, Marist 47 (1st round)
NEBRASKA 73, Chattanooga 59 (1st round)
PENN STATE 85, Cal Poly 55 (1st round)
PURDUE 77, Liberty 43 (1st round)
UCLA 66, Stetson 49 (1st round)*
Notre Dame 74, IOWA 57 (2nd round)
Stanford 73, MICHIGAN 40 (2nd round)
Maryland 74, MICHIGAN STATE 49 (2nd round)*
NEBRASKA 74, Texas A&M 63 (2nd round)
LSU 71, PENN STATE 66 (2nd round)
Louisville 76, PURDUE 63 (2nd round)
Oklahoma 85, UCLA 72 (2nd round)*
Connecticut 76, Maryland 50 (Sweet 16)*
Duke 53, NEBRASKA 45 (Sweet 16)

2014

IOWA 87, Marist 65 (1st round)
Maryland 90, Army 52 (1st round)*
MICHIGAN STATE 91, Hampton 61 (1st round)
NEBRASKA 74, Fresno State 55 (1st round)
PENN STATE 62, Wichita State 56 (1st round)
PURDUE 84, Akron 55 (1st round)
St. John's 71, USC 68 (1st round)*
Louisville 83, IOWA 53 (2nd round)
Maryland 69, Texas 63 (2nd round)*
North Carolina 62, MICHIGAN STATE 53 (2nd round)
Brigham Young 80, NEBRASKA 76 (2nd round)
PENN STATE 83, Florida 61 (2nd round)
Oklahoma State 73, PURDUE 66 (2nd round)
Maryland 73, Tennessee 62 (Sweet 16)*
Stanford 82, PENN STATE 57 (Sweet 16)
Maryland 76, Louisville 63 (Elite Eight)*
Notre Dame 87, Maryland 61 (Final Four)*

2015

IOWA 75, American 67 (1st round)
MARYLAND 75, New Mexico State 57 (1st round)
DePaul 79, MINNESOTA 72 (1st round)
Syracuse 72, NEBRASKA 69 (1st round)
Arkansas 57, NORTHWESTERN 55 (1st round)
OHIO STATE 90, James Madison 80 (1st round)
RUTGERS 79, Seton Hall 66 (1st round)
Miami (Fla.) 86, Washington 80 (1st round)*
IOWA 88, Miami (Fla.) 70 (2nd round)
MARYLAND 85, Princeton 70 (2nd round)
North Carolina 86, OHIO STATE 84 (2nd round)
Connecticut 74, RUTGERS 58 (2nd round)
Baylor 81, IOWA 66 (Sweet 16)
MARYLAND 65, Duke 55 (Sweet 16)
MARYLAND 58, Tennessee 48 (Elite Eight)
Connecticut 81, MARYLAND 58 (Final Four)

2016

INDIANA 62, Georgia 58 (1st round)
MARYLAND 74, Iona 58 (1st round)
MICHIGAN STATE 74, Belmont 60 (1st round)
OHIO STATE 88, Buffalo 69 (1st round)
Oklahoma 61, PURDUE 45 (1st round)
UCLA 66, Hawai'i 50 (1st round)*
Washington 65, Penn 53 (1st round)*
Notre Dame 87, INDIANA 70 (2nd round)
Washington 74, MARYLAND 65 (2nd round)*
Mississippi State 74, MICHIGAN STATE 72 (2nd round)
OHIO STATE 88, West Virginia 81 (2nd round)
UCLA 72, South Florida 67 (2nd round)*
Tennessee 78, OHIO STATE 62 (Sweet 16)
Texas 72, UCLA 64 (Sweet 16)*
Washington 85, Kentucky 72 (Sweet 16)*
Washington 85, Stanford 76 (Elite Eight)*
Syracuse 80, Washington 59 (Final Four)*

2017

MARYLAND 103, Bucknell 61 (1st round)
Arizona State 73, MICHIGAN STATE 61 (1st round)
^OHIO STATE 70, Western Kentucky 63 (1st round)
PURDUE 74, Green Bay 62 (1st round)
Oregon 71, Temple 70 (1st round)*
UCLA 83, Boise State 56 (1st round)*
Washington 91, Montana State 63 (1st round)*
MARYLAND 83, West Virginia 56 (2nd round)
^OHIO STATE 82, Kentucky 68 (2nd round)
Notre Dame 88, PURDUE 82 (OT) (2nd round)
Oregon 74, Duke 65 (2nd round)*
UCLA 75, Texas A&M 43 (2nd round)*
Washington 108, Oklahoma 82 (2nd round)*
Oregon 77, MARYLAND 63 (Sweet 16)*
^Notre Dame 99, OHIO STATE 76 (Sweet 16)
Connecticut 86, UCLA 71 (Sweet 16)*
Mississippi State 75, Washington 64 (Sweet 16)*
Connecticut 90, Oregon 52 (Elite Eight)*
^ - wins vacated by NCAA

2018

Creighton 76, IOWA 70 (1st round)
MARYLAND 77, Princeton 57 (1st round)
MICHIGAN 75, Northern Colorado 61 (1st round)
MINNESOTA 89, Green Bay 77 (1st round)
Arizona State 73, NEBRASKA 62 (1st round)
^OHIO STATE 87, George Washington 45 (1st round)
Oregon 88, Seattle 45 (1st round)*
UCLA 71, American 60 (1st round)*
NC State 74, MARYLAND 60 (2nd round)
Baylor 80, MICHIGAN 58 (2nd round)
Oregon 101, MINNESOTA 73 (2nd round)
^Central Michigan 95, OHIO STATE 78 (2nd round)
UCLA 86, Creighton 64 (2nd round)*
Oregon 83, Central Michigan 69 (Sweet 16)*
UCLA 84, Texas 75 (Sweet 16)*
Notre Dame 84, Oregon 74 (Elite Eight)*
Mississippi State 89, UCLA 73 (Elite Eight)*
^ - win vacated by NCAA

2019

INDIANA 69, Texas 65 (1st round)
IOWA 66, Mercer 61 (1st round)
MARYLAND 73, Radford 51 (1st round)
MICHIGAN 84, Kansas State 54 (1st round)
MICHIGAN STATE 88, Central Michigan 87 (1st round)
Buffalo 82, RUTGERS 71 (1st round)

Oregon 78, Portland State 40 (1st round)*
UCLA 89, Tennessee 77 (1st round)*
Oregon 91, INDIANA 68 (2nd round)
IOWA 68, Missouri 52 (2nd round)
UCLA 85, MARYLAND 80 (2nd round)*
Louisville 71, MICHIGAN 50 (2nd round)
Notre Dame 91, MICHIGAN STATE 63 (2nd round)
IOWA 79, NC State 61 (Sweet 16)
Oregon 63, South Dakota State 53 (Sweet 16)*
Connecticut 69, UCLA 61 (Sweet 16)*
Baylor 85, IOWA 53 (Elite Eight)
Oregon 88, Mississippi State 84 (Elite Eight)*
Baylor 72, Oregon 67 (Final Four)*

2020

Not contested due to COVID-19 pandemic

2021 (contested entirely in state of Texas)

INDIANA 63, Virginia Commonwealth 32 (1st round)
IOWA 87, Central Michigan 72 (1st round)
MARYLAND 98, Mount St. Mary's 45 (1st round)
MICHIGAN 87, Florida Gulf Coast 66 (1st round)
Iowa State 79, MICHIGAN STATE 75 (1st round)
NORTHWESTERN 62, Central Florida 51 (1st round)
Brigham Young 69, RUTGERS 66 (1st round)
Oregon 67, South Dakota 47 (1st round)*
UCLA 69, Wyoming 48 (1st round)*
INDIANA 70, Belmont 48 (2nd round)
IOWA 86, Kentucky 72 (2nd round)
MARYLAND 100, Alabama 64 (2nd round)
MICHIGAN 70, Tennessee 55 (2nd round)
Louisville 62, NORTHWESTERN 53 (2nd round)
Oregon 57, Georgia 50 (2nd round)*
Texas 71, UCLA 62 (2nd round)*
INDIANA 73, NC State 70 (Sweet 16)
Connecticut 92, IOWA 72 (Sweet 16)
Texas 64, MARYLAND 61 (Sweet 16)
Baylor 78, MICHIGAN 75 (OT) (Sweet 16)
Louisville 60, Oregon 42 (Sweet 16)*
Arizona 66, INDIANA 53 (Elite Eight)

2022

INDIANA 85, Charlotte 51 (1st round)
IOWA 98, Illinois State 58 (1st round)
MARYLAND 102, Delaware 71 (1st round)
MICHIGAN 74, American 39 (1st round)
Gonzaga 68, NEBRASKA 55 (1st round)
OHIO STATE 63, Missouri State 56 (1st round)
Belmont 73, Oregon 70 (2OT) (1st round)*
INDIANA 56, Princeton 55 (2nd round)
Creighton 64, Iowa 62 (2nd round)
MARYLAND 89, Florida Gulf Coast 65 (2nd round)
MICHIGAN 64, Villanova 49 (2nd round)
OHIO STATE 79, LSU 64 (2nd round)
Connecticut 75, INDIANA 58 (Sweet 16)
Stanford 72, MARYLAND 66 (Sweet 16)
MICHIGAN 52, South Dakota 49 (Sweet 16)
Texas 66, OHIO STATE 63 (Sweet 16)
Louisville 62, MICHIGAN 50 (Elite Eight)

2023

Mississippi State 70, ILLINOIS 56 (1st round)
St. John's 66, PURDUE 64 (1st round)
MARYLAND 93, Holy Cross 61 (1st round)
MICHIGAN 71, UNLV 59 (1st round)
IOWA 95, Southeastern Louisiana 43 (1st round)
INDIANA 77, Tennessee Tech 47 (1st round)
OHIO STATE 80, James Madison 66 (1st round)
UCLA 67, Sacramento State 45 (1st round)*
South Dakota State 62, USC 57 (1st round)*
IOWA 74, Georgia 66 (2nd round)
MARYLAND 77, Arizona 64 (2nd round)
LSU 66, MICHIGAN 42 (2nd round)
OHIO STATE 71, North Carolina 69 (2nd round)
Miami 70, INDIANA 68 (2nd round)
UCLA 82, Oklahoma 73 (2nd round)*
IOWA 87, Colorado 77 (Sweet 16)
MARYLAND 76, Notre Dame 59 (Sweet 16)
OHIO STATE 73, UConn 61 (Sweet 16)
South Carolina 59, UCLA 43 (Sweet 16)*
IOWA 97, Louisville 83 (Elite Eight)
South Carolina 86, MARYLAND 75 (Elite Eight)
Virgian Tech 84, OHIO STATE 74 (Elite Eight)
IOWA 77, South Carolina 73 (Final Four)
LSU 108, IOWA 85 (National Championship)

NCAA TOURNAMENT HISTORY

2024

NEBRASKA 61, Texas A&M 59 (1st round)
Iowa State 93, Maryland 86 (1st round)
OHIO STATE 80, Maine 57 (1st round)
North Carolina 59, MICHIGAN STATE 56 (1st round)
IOWA 91, Holy Cross 65 (1st round)
Kansas 81, MICHIGAN 72 (OT) (1st round)
INDIANA 89, Fairfield 56 (1st round)
UCLA 84, Cal Baptist 55 (1st round)*
USC 87, A&M Corpus Christi 55 (1st round)*
Duke 75, OHIO STATE 63 (2nd round)
Oregon State 61, NEBRASKA 51 (2nd round)
INDIANA 75, Oklahoma 68 (2nd round)
IOWA 64, West Virginia 54 (2nd round)
UCLA 67, Creighton 63 (2nd round)
USC 73, Kansas 55 (2nd round)*
South Carolina 79, INDIANA 75 (Sweet 16)
IOWA 89, Colorado 68 (Sweet 16)
LSU 78, UCLA 69 (Sweet 16)*
USC 74, Baylor 70 (Sweet 16)*
IOWA 94, LSU 87 (Elite Eight)
UConn 80, USC 73 (Elite Eight)*
IOWA 71, UConn 69 (Final Four)
South Carolina 87, IOWA 75 (National Championship)

NIT/WNIT HISTORY

BIG TEN YEAR-BY-YEAR IN THE NIT/WNIT

Year	# of Teams	Won	Lost	Pct.
1988	1	2	1	.667
1991	1	2	1	.667
1996	1	2	1	.667
1998	2	6	1	.857
1999	3	7	3	.700
2000	2	7	1	.875
2001	3	7	2	.778
2002	3	4	3	.571
2003	1	2	1	.667
2005	2	3	2	.600
2006	2	3	2	.600
2007	4	7	4	.636
2008	5	7	5	.583
2009	2	3	2	.600
2010	5	10	5	.667
2011	3	2	3	.400
2013	2	3	2	.600
2014	5	9	4	.692
2015	1	4	1	.800
2016	6	6	6	.500
2017	4	14	3	.824
2018	4	10	3	.769
2019	3	6	3	.667
2020	Not contested (COVID-19 pandemic)			
2021	1	1	1	.500
2022	2	2	2	.500
2023	1	2	3	.667
2024	3	8	3	.727

NOTES: Records do NOT include appearances by current Big Ten schools prior to joining the conference (Penn State began competing in the Big Ten in the 1992-93 season, Nebraska in 2011-12, and Maryland and Rutgers in 2014-15, Maryland and Rutgers in 2014-15, and Oregon, UCLA, USC and Washington in 2024-25) ... the Big Ten did not have participants from 1982-87, 1989-90, 1992-95, 2004 and 2012 (no NIT held in 1997).

Results by current Big Ten Conference member institutions prior to joining the conference are indicated with an asterisk (*)

1975

UCLA 74, Indiana 61 (quarterfinals)*
UCLA 62, Mercer 50 (semifinals)*
Wayland Baptist 79, UCLA 41 (championship)*

1976

UCLA 76, West Texas State 63 (quarterfinals)*
UCLA 80, Belmont 71 (semifinals)*
Wayland Baptist 90, UCLA 77 (championship)*

1977

UCLA 102, Indiana State (quarterfinals)*
UCLA 66, Old Dominion 59 (semifinals)*
Wayland Baptist 79, UCLA 75 (championship)*

1979

OREGON 85, MINNESOTA 74 (quarterfinals)*
South Carolina 85, OREGON 63 (semifinals)*
OREGON 81, Northern Kentucky 72 (consolation)*

1988

PURDUE 63, South Alabama 55 (quarterfinals)
PURDUE 77, Illinois State 63 (semifinals)
DePaul 83, PURDUE 55 (championship)

1989

OREGON 82, DePaul 77 (quarterfinals)*
OREGON 93, Toledo 63 (semifinals)*
OREGON 67, San Deigo State 64 (championship)*

1991

INDIANA 110, UAB 71 (quarterfinals)
INDIANA 80, Houston 76 (semifinals)
Santa Clara 71, INDIANA 68 (championship)

1992

NEBRASKA 79, La Salle 78 (quarterfinals)*

NIT/WNIT TEAM-BY-TEAM BREAKDOWN

Team	App.	Won	Lost	Pct.	Years
Illinois	8	11	8	.579	2001-02-05-06-07-08-10-13
Indiana	10	21	8	.724	1991#-98+-01-06-07-08-09-14-17- 18
Iowa	4	8	4	.667	2003-05-16-17
Maryland*	2	4	2	.666	2000-10
Michigan	9	19	6	.760	1999-02-08-10-11-14-15+-16+- 17
Michigan State	5	13	5	.722	1999-00-02-08#-18
Minnesota	7	10	7	.588	2007-13-14-16-19-22-24#
Nebraska*	8	8	9	.471	1992+-04-05-06-09-16-21-23
Northwestern	6	12	5	.706	1996#-10-11-14-16-19#
Ohio State	2	5	1	.833	2001-19
Oregon*	8	21	6	.778	1979+- 89-02-07-10-14-16+-23
Penn State	4	6	3	.667	1998-10-17-18
Purdue	5	8	5	.615	1988#-10-18-22-24
Rutgers*	2	7	1	.875	2014-16
UCLA*	5	16	4	.800	1975#-76#-77#- 15-22+
USC*	3	7	3	.700	2000-02-11#
Washington*	7	15	7	.682	1999-02-04-12-13-14-23+
Wisconsin	7	17	6	.739	1999#- 00-07#-08-09-11-24
Totals	102	206	90	.696	9 Titles, 21 Championship Games, 29 Semifinals

Championships in **bold underline** | # - Runner-Up | + - Semifinalist | * - includes competition prior to joining Big Ten
NOTE: 2020 tournament not contested due to COVID-19 pandemic

Georgia Tech 73, NEBRASKA 68 (semifinals)*
Arkansas State 81, NEBRASKA 70 (consolation)*

1996

NORTHWESTERN 93, Illinois State 71 (quarterfinals)
NORTHWESTERN 79, LSU 75 (semifinals)
Arizona 79, NORTHWESTERN 63 (championship)

1998

INDIANA 80, Xavier 74 (1st round)
PENN STATE 86, Villanova 81 (1st round)
INDIANA 61, Toledo 60 (quarterfinals)
PENN STATE 72, Saint Joseph's (Pa.) 59 (quarterfinals)
PENN STATE 70, INDIANA 42 (semifinals)
PENN STATE 59, Baylor 56 (championship)

1999

MICHIGAN 73, Western Michigan 64 (1st round)
MICHIGAN STATE 76, Akron 65 (1st round)
WISCONSIN 80, Indiana State 43 (1st round)
WASHINGTON 67, Portland 63 (1st round)*
MICHIGAN STATE 69, MICHIGAN 68 (2nd round)
WISCONSIN 107, Siena 85 (2nd round)
New Mexico 68, WASHINGTON 63 (2nd round)*
WISCONSIN 70, MICHIGAN STATE 69 (OT) (quarterfinals)
WISCONSIN 92, Memphis 73 (semifinals)
Arkansas 67, WISCONSIN 64 (championship)

2000

Maryland 63, Georgetown 46 (1st round)*
MICHIGAN STATE 74, Villanova 62 (1st round)
WISCONSIN 83, Fairfield 46 (1st round)
USC 71, Santa Clara 64 (1st round)*
MARYLAND 66, Virginia Tech 60 (OT) (2nd round)*
MICHIGAN STATE 88, Cincinnati 83 (2nd round)
WISCONSIN 82, DePaul 76 (2nd round)
Colorado State 66, USC 56 (2nd round)*
Florida 77, MARYLAND 57 (quarterfinals)*
WISCONSIN 77, MICHIGAN STATE 45 (quarterfinals)
WISCONSIN 78, Colorado State 60 (semifinals)
WISCONSIN 75, Florida 74 (championship)

2001

ILLINOIS 96, Green Bay 79 (1st round)
INDIANA 66, Middle Tennessee 63 (1st round)
OHIO STATE 91, Cincinnati 60 (1st round)
Mississippi State 86, ILLINOIS 77 (2nd round)
Western Kentucky 64, INDIANA 63 (2nd round)
OHIO STATE 83, DePaul 71 (2nd round)
OHIO STATE 70, Western Kentucky 61 (quarterfinals)
OHIO STATE 74, James Madison 65 (semifinals)
OHIO STATE 62, New Mexico 61 (championship)

2002

ILLINOIS 91, Western Kentucky 84 (1st round)
Valparaiso 62, MICHIGAN 49 (1st round)
MICHIGAN STATE 87, DePaul 76 (1st round)
OREGON 71, Saint Mary's 61 (1st round)*
USC 72, San Francisco 53 (1st round)*
WASHINGTON 82, North Texas 61 (1st round)*
MICHIGAN STATE 70, ILLINOIS 57 (2nd round)
OREGON 50, Oregon State 48 (2nd round)*

WASHINGTON 97, USC 87 (2nd round)*
MICHIGAN STATE 79, Alabama 61 (quarterfinals)
OREGON 77, WASHINGTON 73 (quarterfinals)*
OREGON 65, MICHIGAN STATE 54 (semifinals)*
OREGON 54, Houston 52 (championship)*

2003

IOWA 93, Saint Louis, 64 (1st round)
IOWA 76, Marquette 73 (OT) (2nd round)
Creighton 70, IOWA 64 (quarterfinals)

2004

NEBRASKA 73, Drake 60 (1st round)*
WASHINGTON 71, Pepperdine 59 (1st round)*
Oregon State 75, NEBRASKA 67 (2nd round)*
Creighton 74, WASHINGTON 69 (2nd round)*

2005

Indiana State 72, ILLINOIS 60 (1st round)
IOWA 67, Creighton 52 (1st round)
NEBRASKA 66, Marquette 57 (1st round)*
IOWA 71, NEBRASKA 67 (2nd round)
IOWA 66, Arkansas State 52 (quarterfinals)
Missouri State 89, IOWA 80 (semifinals)

2006

ILLINOIS 58, Western Illinois 37 (opening round)
Marquette 64, ILLINOIS 44 (1st round)
INDIANA 67, Rice 57 (1st round)
Nebraska 62, Drake 59 (1st round)*
INDIANA 68, Indiana State 62 (2nd round)
NEBRASKA 72, Wyoming 67 (2nd round)*
Marquette 57, INDIANA 54 (quarterfinals)
Kansas State 77, NEBRASKA 63 (quarterfinals)*

2007

MINNESOTA 97, Illinois-Chicago 54 (1st round)
ILLINOIS 59, Utah 48 (2nd round)
INDIANA 74, Iona 71 (2nd round)
Western Kentucky 73, MINNESOTA 57 (2nd round)
WISCONSIN 77, Arkansas State 45 (2nd round)
OREGON 70, UC Santa Barbara 54 (2nd round)*
Kansas State 66, ILLINOIS 51 (3rd round)
South Dakota State 60, INDIANA 53 (3rd round)
WISCONSIN 67, Kentucky 61 (3rd round)
Wyoming 64, OREGON 62 (3rd round)*
WISCONSIN 84, Virginia 78 (quarterfinals)
WISCONSIN 79, Western Kentucky 72 (semifinals)
Wyoming 72, WISCONSIN 56 (championship)

2008

ILLINOIS 48, Drake 44 (2nd round)
James Madison 86, INDIANA 81 (OT) (2nd round)
MICHIGAN 75, VCU 57 (2nd round)
MICHIGAN STATE 74, Bowling Green 66 (2nd round)
Villanova 60, WISCONSIN 54 (2nd round)
Marquette 72, ILLINOIS 64 (3rd round)
MICHIGAN 59, Southern Mississippi 45 (3rd round)
MICHIGAN STATE 58, Kansas 54 (3rd round)
MICHIGAN STATE 45, MICHIGAN 40 (quarterfinals)
MICHIGAN STATE 58, NC State 57 (semifinals)
Marquette 81, MICHIGAN STATE 66 (championship)

NIT/WNIT & WBI HISTORY

2009

New Mexico 54, NEBRASKA 43 (1st round)*
 INDIANA 59, Dayton 57 (2nd round)
 WISCONSIN 49, Kentucky 45 (2nd round)
 INDIANA 75, Bowling Green 67 (3rd round)
 St. Bonaventure 56, WISCONSIN 51 (3rd round)
 Illinois State 66, INDIANA 55 (quarterfinals)

2010

ILLINOIS 68, Western Kentucky 51 (1st round)
 MARYLAND 88, Iona 53 (1st round)*
 MICHIGAN 69, Kent State 34 (1st round)
 NORTHWESTERN 79, Duquesne 72 (1st round)
 Hofstra 76, PENN STATE 68 (1st round)
 PURDUE 56, Eastern Michigan 50 (1st round)
 OREGON 95, Eastern Washington 66 (1st round)*
 ILLINOIS 74, Marquette 72 (OT) (2nd round)
 MARYLAND 87, East Carolina 52 (2nd round)*
 MICHIGAN 72, Toledo 57 (2nd round)
 NORTHWESTERN 66, St. Bonaventure 62 (2nd round)
 Illinois State 59, PURDUE 57 (2nd round)
 OREGON 93, New Mexico 67 (2nd round)*
 ILLINOIS 65, Missouri State 53 (3rd round)
 MICHIGAN 65, NORTHWESTERN 44 (3rd round)
 Providence 77, MARYLAND 64 (3rd round)*
 California 71, OREGON 57 (3rd round)*
 Illinois State 53, ILLINOIS 51 (quarterfinals)
 MICHIGAN 78, Syracuse 52 (quarterfinals)
 Miami (Fla.) 76, MICHIGAN 59 (semifinals)

2011

Eastern Michigan 67, MICHIGAN 59 (1st round)
 NORTHWESTERN 89, Creighton 63 (1st round)
 WISCONSIN 68, Butler 48 (1st round)
 USC 67, UC Santa Barbara 64 (1st round)*
 Alabama 72, NORTHWESTERN 70 (2nd round)
 Illinois State 62, WISCONSIN 59 (2nd round)
 USC 78, Nevada 59 (2nd round)*
 USC 62, BYU 50 (3rd round)*
 USC 87, Colorado 70 (quarterfinals)*
 USC 63, Illinois State 36 (semifinals)*
 Toledo 76, USC 68 (championship)*

2012

WASHINGTON 90, Cal Poly 71 (1st round)*
 WASHINGTON 52, Utah 39 (2nd round)*
 WASHINGTON 55, Oregon State 49 (3rd round)*
 San Diego 58, WASHINGTON 47 (quarterfinals)*

2013

ILLINOIS 73, Miami (Ohio) 60 (1st round)
 Ball State 54, MINNESOTA 51 (1st round)
 WASHINGTON 65, Eastern Washington (1st round)*
 ILLINOIS 62, Eastern Illinois 54 (2nd round)
 Pacific 85, WASHINGTON 78 (2nd round)*
 ILLINOIS 63, Toledo 55 (3rd round)
 Kansas State 66, ILLINOIS 48 (quarterfinals)

2014

INDIANA 48, Belmont 47 (1st round)
 MICHIGAN 86, Stony Brook 48 (1st round)
 MINNESOTA 62, Green Bay 60 (1st round)
 NORTHWESTERN 69, Ball State 65 (1st round)
 RUTGERS 65, Delaware 61 (1st round)*
 OREGON 90, Pacific 63 (1st round)*
 WASHINGTON 67, Hawai'i 50 (1st round)*
 INDIANA 72, Marquette 69 (2nd round)
 MICHIGAN 68, Duquesne 52 (2nd round)
 MINNESOTA 77, SMU 70 (2nd round)
 NORTHWESTERN 88, IUPUI 52 (2nd round)
 RUTGERS 63, Harvard 52 (2nd round)*
 WASHINGTON 93, OREGON 85 (2nd round)*
 INDIANA 66, NORTHWESTERN 65 (3rd round)
 Bowling Green 65, MICHIGAN 53 (3rd round)
 South Dakota State 70, MINNESOTA 62 (3rd round)
 RUTGERS 91, Seton Hall 79 (OT) (3rd round)*
 WASHINGTON 62, San Diego 55 (3rd round)*
 South Dakota State 76, INDIANA 64 (quarterfinals)
 RUTGERS 55, Bowling Green 50 (quarterfinals)*
 UTEP 70, WASHINGTON 63 (quarterfinals)*
 RUTGERS 62, South Florida 52 (semifinals)*
 RUTGERS 56, UTEP 54 (championship)*

2015

MICHIGAN 72, Cleveland State 50 (1st round)
 UCLA 70, CSU Bakersfield 54 (1st round)*
 MICHIGAN 74, Toledo 58 (2nd round)
 UCLA 63, San Diego 58 (2nd round)*
 MICHIGAN 65, Missouri 55 (3rd round)
 UCLA 74, Northern Colorado 60 (3rd round)*
 MICHIGAN 69, Southern Mississippi 60 (quarterfinals)

UCLA 82, Saint Mary's 66 (quarterfinals)*
 UCLA 69, MICHIGAN 65 (semifinals)*
 UCLA 62, West Virginia 60 (championship)*

2016

Ball State 77, IOWA 72 (1st round)
 MICHIGAN 81, Wright State 53 (1st round)
 MINNESOTA 87, Milwaukee 80 (1st round)
 Northern Iowa 64, NEBRASKA 62 (1st round)
 San Diego 69, NORTHWESTERN 65 (1st round)
 RUTGERS 57, Georgetown 55 (1st round)
 OREGON 84, Long Beach State 76 (1st round)*
 MICHIGAN 95, Bucknell 72 (2nd round)
 South Dakota 101, MINNESOTA 89 (2nd round)
 Virginia 71, RUTGERS 55 (2nd round)
 OREGON 84, Fresno State 59 (2nd round)*
 MICHIGAN 78, San Diego 51 (3rd round)
 OREGON 73, Utah 63 (3rd round)*
 MICHIGAN 77, Temple 76 (quarterfinals)
 OREGON 71, UTEP 67 (quarterfinals)
 Florida Gulf Coast 70, MICHIGAN 62 (semifinals)
 South Dakota 88, OREGON 54 (semifinals)

2017

INDIANA 71, Ball State 58 (1st round)
 IOWA 95, Missouri State 74 (1st round)
 MICHIGAN 67, Kent State 60 (1st round)
 PENN STATE 74, Ohio 65 (1st round)
 INDIANA 71, Saint Louis 53 (2nd round)
 IOWA 78, South Dakota 73 (2nd round)
 MICHIGAN 71, Wright State 66 (2nd round)
 PENN STATE 70, Fordham 51 (2nd round)
 INDIANA 64, SMU 44 (3rd round)
 IOWA 80, Colorado 62 (3rd round)
 MICHIGAN 60, St. John's 40 (3rd round)
 Virginia Tech 64, PENN STATE 55 (3rd round)
 MICHIGAN 80, Virginia Tech 62 (quarterfinals)
 Villanova 69, INDIANA 57 (quarterfinals)
 Washington State 74, IOWA 66 (quarterfinals)
 MICHIGAN 65, Villanova 61 (semifinals)
 MICHIGAN 89, Georgia Tech 79 (3OT) (championship)

2018

INDIANA 74, UT Martin 60 (1st round)
 MICHIGAN STATE 81, Cincinnati 75 (1st round)
 Radford 63, PENN STATE 62 (OT) (1st round)
 PURDUE 48, IUPUI 46 (1st round)
 INDIANA 74, Milwaukee 54 (2nd round)
 MICHIGAN STATE 68, Toledo 66 (2nd round)
 PURDUE 77, Ball State 72 (2nd round)
 INDIANA 73, PURDUE 61 (3rd round)
 South Dakota 85, MICHIGAN STATE 83 (OT) (3rd round)
 INDIANA 81, UC Davis 66 (quarterfinals)
 INDIANA 71, TCU 58 (semifinals)
 INDIANA 65, Virginia Tech 57 (championship)

2019

MINNESOTA 91, Northern Iowa 75 (1st round)
 NORTHWESTERN 74, Dayton 51 (1st round)
 Morehead State 71, OHIO STATE 61 (1st round)
 Cincinnati 72, MINNESOTA 65 (2nd round)
 NORTHWESTERN 54, Toledo 47 (2nd round)
 NORTHWESTERN 56, West Virginia 54 (3rd round)
 NORTHWESTERN 61, Ohio 58 (quarterfinals)
 NORTHWESTERN 74, James Madison 69 (semifinals)
 Arizona 56, NORTHWESTERN 42 (championship)

2020

Not contested due to COVID-19 pandemic

2021 (contested entirely at neutral regional sites)

NEBRASKA 72, UT Martin 46 (1st round)
 Colorado 75, NEBRASKA 71 (2nd round)

2022

MINNESOTA 73, Green Bay 65 (1st round)
 PURDUE 82, Southern Illinois 60 (1st round)
 UCLA 61, UC Irvine 48 (1st round)*
 South Dakota State 78, MINNESOTA 57 (2nd round)
 Marquette 77, PURDUE 62 (2nd round)
 UCLA 61, Air Force 45 (2nd round)*
 UCLA 82, Wyoming 81 (OT) (3rd round)*
 UCLA 74, Oregon State 66 (quarterfinals)*
 South Dakota State 62, UCLA 59 (semifinals)*

2023

NEBRASKA 74, Missouri State 65 (1st round)
 OREGON 96, North Dakota State (1st round)*
 WASHINGTON 61, San Francisco (1st round)*
 NEBRASKA 77, Northern Iowa 57 (2nd round)
 OREGON 78, Rice 53 (2nd round)*

WASHINGTON 67, New Mexico 56 (2nd round)*
 Kansas 64, NEBRASKA 55 (3rd round)
 OREGON 81, San Diego 61 (3rd round)*
 WASHINGTON 55, Kansas State 48 (3rd round)*
 WASHINGTON 63, OREGON 59 (quarterfinals)*
 Kansas 61, WASHINGTON 36 (semifinals)*

2024

PURDUE 62, Butler 51 (2nd round)
 WISCONSIN 67, Southern Indiana 62 (2nd round)
 MINNESOTA 77, Pacific 62 (2nd round)
 PURDUE 71, Duquesne 50 (3rd round)
 WISCONSIN 86, Illinois State 61 (3rd round)
 MINNESOTA 69, North Dakota State 65 (3rd round)
 MINNESOTA 65, Wyoming 54 (quarterfinals)
 Saint Louis 65, WISCONSIN 60 (quarterfinals)
 Vermont 67, PURDUE 59 (quarterfinals)
 MINNESOTA 74, Troy 69 (semifinals)
 Saint Louis 69, MINNESOTA 50 (championship)

NOTE: The NIT was an eight-team double-elimination tournament known as the National Women's Invitational Tournament (NWIT) and held in Amarillo, Texas from 1969-96; the event was reborn in 1998 as the Women's National Invitation Tournament (WNIT) with all games played on the campuses of the participating institutions — the single-elimination, bracket-style tournament began at 16 teams, expanding to 32 teams (1999), 40 teams (2006), 48 teams (2007) and its current size of 64 teams (2010), with the exception of 2021 (field reduced to 32 teams due to COVID-19 pandemic).

WOMEN'S BASKETBALL INVITATIONAL TEAM-BY-TEAM BREAKDOWN

Team	App.	Won	Lost	Pct.	Years
Minnesota	1	4	0	1.000	2012

WBI Championships in bold

2012

MINNESOTA 80, Charleston Southern 51 (1st round)
 MINNESOTA 85, Bradley 59 (quarterfinals)
 MINNESOTA 67, Manhattan 54 (semifinals)
 MINNESOTA 88, Northern Iowa 74 (final)

NOTES: The Women's Basketball Invitational (WBI) began in 2010 and was a 16-team, single-elimination bracket-style tournament with all games played on the campuses of the participating institutions; 2020 tournament not contested due to COVID-19 pandemic.

WBIT HISTORY

BIG TEN YEAR-BY-YEAR IN THE WBIT

Year	# of Teams	Won	Lost	Pct.
2024	2	8	1	.888

*NOTE: The Women's Basketball Invitation Tournament (WBIT) began in 2024 and is a 32-team, single-elimination bracket-style tournament with all games prior to the semifinals played on the campuses of the participating institutions. Records do **NOT** include appearances by current Big Ten schools prior to joining the conference (Oregon, UCLA, USC and Washington began competing in the Big Ten in the 2024-25 season).*

2024

PENN STATE 84, George Mason 80 (OT) (1st round)
 ILLINOIS 74, Missouri State 69 (1st round)
 Georgetown 64, WASHINGTON 56 (1st round)*
 PENN STATE 74, Belmont 66 (2nd round)
 ILLINOIS 79, Stony Brook 62 (2nd round)
 ILLINOIS 69, Tulsa 61 (quarterfinals)
 PENN STATE 92, Mississippi 87 (quarterfinals)
 ILLINOIS 81, Washington State 58 (semifinals)
 Villanova 58, PENN STATE 53 (semifinals)
 ILLINOIS 71, Villanova 57 (championship)

WBIT TEAM-BY-TEAM BREAKDOWN

Team	App.	Won	Lost	Pct.	Years
Illinois	1	5	0	1.00	<u>2024</u>
Penn State	1	3	1	.750	2024+
Washington*	1	0	1	.000	2024
Totals	3	8	2	.800	1 Title, 1 Championship Game, 2 Semifinals

WBIT Championships in **bold underline** | # - WBIT Runner-Up | + - WBIT Semifinalist | * - includes competition prior to joining Big Ten

ATTENDANCE FIGURES

INDIVIDUAL SEASON - CONFERENCE GAMES ONLY

	AVG	School	Year	Games	Total
1.	14,998	Iowa	2023-24	9	134,982
2.	12,474	Wisconsin	1997-98	8	99,797
3.	11,660	Iowa	2022-23	9	104,940
4.	11,281	Minnesota	2003-04	8	90,250
5.	11,011	Indiana	2023-24	9	99,100
6.	10,733	Penn State	2003-04	8	85,866
7.	10,208	Purdue	1999-00	8	81,666
8.	10,186	Minnesota	2004-05	8	81,490
9.	9,582	Purdue	2007-08	9	86,235
10.	9,411	Purdue	2003-04	8	75,285
11.	9,390	Penn State	2004-05	8	75,116
12.	9,357	Minnesota	2005-06	8	74,856
13.	9,330	Purdue	1998-99	8	79,440
14.	9,273	Purdue	2010-11	8	74,187
15.	9,236	Ohio State	2023-24	9	83,122
16.	9,160	Purdue	2001-02	8	73,278
17.	9,132	Minnesota	2002-03	8	73,058
18.	9,130	Purdue	2009-10	9	82,171
19.	9,123	Michigan State	2011-12	8	72,982
20.	9,094	Purdue	2004-05	8	72,751

INDIVIDUAL SEASON - ALL GAMES

	AVG	School	Year	Games	Total
1.	14,914	Iowa	2023-24	16	238,620
2.	11,143	Iowa	2022-23	18	200,569
3.	10,455	Wisconsin	1997-98	12	125,464
4.	10,336	Indiana	2023-24	17	175,705
5.	10,105	Purdue	2003-04	12	121,258
6.	9,703	Minnesota	2003-04	15	145,545
7.	9,670	Penn State	2003-04	14	135,383
8.	9,631	Purdue	1998-99	13	125,357
9.	9,434	Purdue	2007-08	14	132,079
10.	9,428	Purdue	1999-00	14	131,992
11.	9,020	Minnesota	2004-05	17	153,345
12.	8,971	Purdue	2008-09	15	134,559
13.	8,665	Penn State	2004-05	12	103,982
14.	8,536	Wisconsin	1996-97	12	102,426
15.	8,515	Purdue	2012-13	13	110,689
16.	8,484	Purdue	2004-05	13	110,296
17.	8,411	Ohio State	1993-94	12	100,936
18.	8,377	Purdue	2001-02	15	125,659
19.	8,329	Minnesota	2005-06	14	116,601
20.	8,224	Iowa	2021-22	17	139,813

SINGLE-GAME ATTENDANCE RECORDS - CAMPUS GAMES

	Attendance	Site	Opponent	Date
1.	18,660	Ohio State	Iowa	1/21/24
2.	17,950*	Maryland	Iowa	2/3/24
3.	17,950*	Maryland	UConn	12/29/16
4.	17,525*	Ohio State	Penn State	2/27/05
5.	17,222*	Indiana	Iowa	2/22/24
6.	17,222*	Indiana	Purdue	2/19/23
7.	17,142	Wisconsin	Minnesota	1/20/02
8.	16,329	Wisconsin	Northwestern	2/1/98
9.	16,296	Wisconsin	Iowa	1/20/98
10.	16,236	Wisconsin	Purdue	2/15/98
11.	16,050	Illinois	Purdue	2/23/97
12.	15,500*	Iowa	Ohio State	1/31/88
13.	15,407*	Penn State	Purdue	2/29/04
14.	15,389*	Penn State	Michigan	2/15/04
15.	15,345	Iowa	Tennessee	3/27/93 (NCAA)
16.	15,269	Wisconsin	Minnesota	1/28/07
17.	15,177	Penn State	Northwestern	2/20/05
18.	15,056*	Iowa	Michigan	2/27/22
		Iowa	Indiana	2/26/23
20.	15,042*	Nebraska	Iowa	2/11/24
21.	14,998*	Iowa	Fairleigh Dickinson	11/6/23
		Iowa	Kansas State	11/16/23
		Iowa	Drake	11/19/23
		Iowa	Bowling Green	12/2/23
		Iowa	Loyola Chicago	12/21/23
		Iowa	Minnesota	12/30/23
		Iowa	Michigan State	1/2/24
		Iowa	Indiana	1/13/24
		Iowa	Wisconsin	1/16/24
		Iowa	Nebraska	1/27/24
		Iowa	Penn State	2/8/24
		Iowa	Michigan	2/15/24
		Iowa	Illinois	2/25/24
		Iowa	Ohio State	3/3/24

* - sellout
(NCAA) - NCAA Tournament game

ANNUAL SEASON ATTENDANCE

Season	Games	Total	AVG
1983-84	127	110,125	867
1984-85	132	138,469	1,049
1985-86	144	145,845	1,013
1986-87	137	162,363	1,185
1987-88	136	225,342	1,657
1988-89	136	219,393	1,613
1989-90	143	256,864	1,796
1990-91	140	238,212	1,702
1991-92	142	282,015	1,986
1992-93	146	379,418	2,599#
1993-94	146	427,136	2,926#
1994-95	136	426,574	3,137#
1995-96	142	516,806	3,369#
1996-97	132	544,779	4,127#
1997-98	146	604,356	4,139#
1998-99	145	656,873	4,530#
1999-00	156	675,200	4,328
2000-01	157	655,116	4,173
2001-02	155	688,206	4,440
2002-03	161	716,019	4,447
2003-04	153	778,125	5,085*
2004-05	160	799,604	4,998
2005-06	164	770,304	4,697
2006-07	179	773,446	4,321
2007-08	179	771,874	4,312
2008-09	173	725,510	4,194
2009-10	184	735,453	3,997
2010-11	179	744,901	4,161
2011-12	185	763,633	4,128
2012-13	202	788,593	3,904
2013-14	209	887,719	4,247
2014-15	231	948,935	4,108
2015-16	242	939,183	3,881
2016-17	244*	906,600	3,716
2017-18	226	872,291	3,860
2018-19	234	957,325	4,091
2019-20	218	855,963	3,926
2020-21	N/A	N/A	N/A
2021-22	226	820,193	3,629
2022-23	227	1,080,710	4,761
2023-24	236	1,330,898**	5,639

* - Big Ten Record // # - Led NCAA

NOTES: Figures include home attendance of each member school plus conference tournament neutral site games/sessions; 2019-20 ranked only by regular season home attendance (not inclusive of conference tournaments) and no 2020-21 figures listed, both due to COVID-19 pandemic.

2023-24 NCAA ATTENDANCE LEADERS

by conference (top five - regular season home attendance only)					
Rank	Conference	Schools	Games	Attendance	Average
1.	Big Ten	14	236	1,330,898	5,639
2.	SEC	14	231	1,238,566	5,362
3.	Big 12	14	230	902,143	3,922
4.	Pac-12	12	205	835,936	4,078
5.	ACC	15	249	880,854	3,538

by school (top 20)					
Rank	School	Games	Attendance	Average	
1.	South Carolina	17	273,133	16,067	
2.	Iowa	16	238,620	14,914	
3.	LSU	19	220,932	11,628	
4.	UConn	16	178,889	11,181	
5.	Indiana	17	175,705	10,336	
6.	Iowa State	15	150,107	10,007	
7.	Louisville	16	138,243	8,640	
8.	Ohio State	18	134,959	7,498	
9.	Tennessee	15	133,196	8,880	
10.	Texas	19	129,265	6,803	
11.	Maryland	15	113,181	7,545	
12.	Virginia Tech	17	112,914	6,642	
13.	Arizona	15	110,000	7,333	
14.	Notre Dame	16	106,301	6,644	
15.	Oregon State	20	103,110	5,156	
16.	Kansas State	18	99,552	5,531	
17.	Texas Tech	18	97,778	5,432	
18.	Nebraska	16	97,411	6,088	
19.	Oregon	16	96,591	6,037	
20.	Purdue	17	95,226	5,602	

BIG TEN IN THE FINAL NATIONAL POLLS

1976-77	AP		1992-93	AP	USA Today/WBCA	Ohio State	25	—
UCLA	13		Ohio State	3	2	2008-09	AP	USA Today/WBCA
Maryland	16		Iowa	4	3	Maryland	3	5
Michigan State	17		Penn State	8	13	Ohio State	10	9
1977-78	AP		Maryland	11	—	Purdue	—	16
UCLA	5		USC	15	14	Michigan State	—	11
Maryland	6		1993-94	AP	USA Today/WBCA	Rutgers	—	21
Ohio State	16		Penn State	2	6	2009-10	AP	USA Today/WBCA
Ohio State	16		USC	7	9	Ohio State	8	8
Penn State	17		Purdue	8	3	UCLA	22	23
1978-79	AP		Iowa	13	15	Michigan State	24	25
UCLA	6		Washington	18	21	2010-11	AP	USA Today/WBCA
Maryland	8		1994-95	AP	USA Today/WBCA	UCLA	7	13
Rutgers	7		Penn State	7	16	Michigan State	12	18
Penn State	13		Washington	14	13	Maryland	16	23
Northwestern	16		Purdue	16	9	Ohio State	18	17
1979-80	AP		1995-96	AP	USA Today/WBCA	Iowa	25	—
Maryland	6		Iowa	7	9	2011-12	AP	USA Today/WBCA
Rutgers	8		Penn State	8	13	Maryland	5	5
Northwestern	15		Purdue	15	—	Penn State	11	9
Oregon	17		Wisconsin	18	20	Purdue	13	18
1980-81	AP		1996-97	AP	USA Today/WBCA	Ohio State	16	22
USC	4		Illinois	16	13	Nebraska	T-17	—
UCLA	7		Michigan State	24	21	Rutgers	23	—
Maryland	8		Purdue	—	23	2012-13	AP	USA Today/WBCA
Rutgers	9		1997-98	AP	USA Today/WBCA	Penn State	8	12
Oregon	12		Illinois	16	14	UCLA	11	15
Minnesota	18		Purdue	21	11	Maryland	12	10
1981-82	AP		Iowa	23	—	Purdue	21	20
Maryland	3		UCLA	25	20	Nebraska	24	18
USC	6		1998-99	AP	USA Today/WBCA	2013-14	AP	USA Today/WBCA
Rutgers	8		Purdue	1	1	Maryland	11	4
Penn State	10		UCLA	15	7	Nebraska	13	17
Oregon	19		Oregon	16	19	Penn State	14	14
1982-83	AP		Penn State	18	18	Purdue	17	19
USC	2		1999-2000	AP	USA Today/WBCA	Iowa	19	—
Maryland	7		Penn State	6	3	Michigan State	20	23
Penn State	8		Purdue	13	16	USC	25	—
1983-84	AP		Oregon	20	—	2014-15	AP	USA Today/WBCA
USC	5		Michigan	25	—	Maryland	4	4
Maryland	17		2000-01	AP	USA Today/WBCA	Iowa	18	11
Ohio State	19		Purdue	9	2	Northwestern	22	—
1984-85	AP		Iowa	16	21	Ohio State	23	20
Ohio State	7		Penn State	21	—	Rutgers	—	23
Washington	11		Wisconsin	24	—	2015-16	AP	USA Today/WBCA
USC	15		Washington	—	14	Maryland	5	9
UCLA	18		2001-02	AP	USA Today/WBCA	Ohio State	9	10
1985-86	AP	USA Today/WBCA	Purdue	9	14	UCLA	10	13
USC	3	2	Minnesota	18	21	Michigan State	16	21
Ohio State	12	17	Penn State	T-24	18	Washington	—	8
Ohio State	12	17	2002-03	AP	USA Today/WBCA	2016-17	AP	USA Today/WBCA
Iowa	14	19	Purdue	10	7	Maryland	4	8
1986-87	AP	USA Today/WBCA	Penn State	15	12	Ohio State	11	10
Iowa	9	7	Minnesota	17	13	Washington	12	11
Ohio State	10	8	Ohio State	20	—	UCLA	15	13
USC	19	14	Rutgers	23	24	Oregon	—	16
Washington	20	18	2003-04	AP	USA Today/WBCA	2017-18	AP	USA Today/WBCA
Oregon	—	20	Purdue	3	9	Oregon	6	5
1987-88	AP	USA Today/WBCA	Penn State	5	6	UCLA	9	7
Iowa	2	6	Ohio State	21	—	Ohio State	10	15
Ohio State	6	9	Michigan State	23	—	Maryland	16	18
Rutgers	8	11	Minnesota	24	4	2018-19	AP	USA Today/WBCA
Maryland	9	8	2004-05	AP	USA Today/WBCA	Oregon	7	4
Washington	11	16	Michigan State	7	2	Iowa	8	8
USC	15	13	Rutgers	5	7	Maryland	9	11
1988-89	AP	USA Today/WBCA	Ohio State	8	9	UCLA	20	14
Maryland	5	3	Minnesota	12	11	2019-20	AP	USA Today/WBCA
Iowa	8	11	Penn State	22	—	Oregon	2	2
Ohio State	14	9	USC	—	22	Maryland	4	5
Purdue	15	17	Maryland	—	24	UCLA	10	9
Rutgers	—	20	2005-06	AP	USA Today/WBCA	Northwestern	11	15
1989-90	AP	USA Today/WBCA	Ohio State	2	10	Indiana	20	22
Washington	3	7	Maryland	3	1	Iowa	21	23
Iowa	10	18	Rutgers	9	9	2020-21	AP	USA Today/WBCA
Northwestern	13	22	Purdue	11	11	Maryland	7	9
Purdue	15	14	Michigan State	16	16	UCLA	9	12
1990-91	AP	USA Today/WBCA	UCLA	21	18	Indiana	12	8
Purdue	5	14	Minnesota	25	—	Michigan	16	11
Washington	12	13	2006-07	AP	USA Today/WBCA	Rutgers	21	—
Washington	22	23	Ohio State	5	18	Ohio State	22	—
Northwestern	22	23	Maryland	7	14	Oregon	23	15
Iowa	23	21	Purdue	12	7	Iowa	—	19
1991-92	AP	USA Today/WBCA	Rutgers	15	19	2021-22	AP	USA Today/WBCA
Iowa	7	10	Michigan State	24	25	Iowa	8	14
Maryland	8	8	2007-08	AP	USA Today/WBCA	Indiana	11	10
Penn State	9	14	Maryland	5	7	Michigan	12	7
Purdue	11	16	Rutgers	7	6	Maryland	13	9
USC	23	12						
UCLA	—	18						

BIG TEN IN THE FINAL NATIONAL POLLS

Ohio State	14	13
2022-23	AP	USA Today/WBCA
Iowa	3	2
Indiana	2	7
Maryland	7	5
Ohio State	12	6
UCLA	14	13
Michigan	18	23
2023-24	AP	USA Today/WBCA
Iowa	2	2
USC	5	6
UCLA	10	9
Indiana	12	12
Ohio State	16	14

ALL-TIME NO. 1 RANKINGS (AP and USA Today/WBCA polls)

1988

Jan. 4	Iowa
Jan. 11	Iowa
Jan. 18	Iowa
Jan. 25	Iowa
Feb. 1	Iowa
Feb. 8	Iowa
Feb. 15	Iowa
Feb. 22	Iowa

1991

Jan. 7	Penn State
March 4	Penn State

1994

Jan. 24	Penn State
Jan. 31	Penn State
Feb. 7	Penn State

1998

Nov. 16	Purdue
---------	--------

1999

Feb. 22	Purdue
March 1	Purdue
March 8	Purdue
March 29	Purdue (final polls)

2006

April 6	Maryland (final polls)
---------	------------------------

2020

Preseason	Oregon
Nov. 11	Oregon
Nov. 18	Oregon
Nov. 25	Oregon

NOTES: The USA Today/Women's Basketball Coaches Association (WBCA) poll was co-sponsored by CNN from 1992-97 and ESPN from 1997-2012 ... starting with the 2023-24 season, the final AP poll was released after the NCAA Tournament ... the final USA Today/WBCA poll is released after the NCAA Tournament ... Penn State began competing in the Big Ten in 1992-93; Nebraska began competing in the Big Ten in 2011-12; Maryland and Rutgers began competing in the Big Ten in 2014-15; Oregon, UCLA, USC and Washington began competing in the Big Ten in 2024-25.

NATIONAL HONORS

FIRST-TEAM ALL-AMERICANS (* - as a Big Ten member)

INDIANA (2/1*)

Debbie Oing, 1975
Mackenzie Holmes, 2023

ILLINOIS (1/0*)

Charlotte Lewis, 1977

IOWA (11)

Michelle Edwards, 1988
Franthea Price, 1980
Toni Foster, 1993
Necole Tunsil, 1994
Samantha Logic, 2015
Megan Gustafson, 2019
Kathleen Doyle, 2020
Caitlin Clark, 2021-22-23-24

MARYLAND (17/5*)

Debbie Lytle, 1982
Jasmina Perazic, 1983
Vicky Bullett, 1989
Deanna Tate, 1989
Crystal Langhorne, 2006-07-08
Kristi Toliver, 2008-09
Marissa Coleman, 2009
Alyssa Thomas, 2012-13-14
Shatori Walker-Kimbrough, 2016-17
Brionna Jones, 2017
Diamond Miller, 2023

MICHIGAN (2)

Naz Hillmon, 2021-22

MINNESOTA (8)

Carol Ann Shudlick, 1994
Lindsay Whalen, 2002-03-04
Janel McCarville, 2004-05
Amanda Zahui B., 2015
Rachel Banham, 2016

NEBRASKA (3/1*)

Karen Jennings, 1993
Kelsey Griffin, 2010
Jordan Hooper, 2014

NORTHWESTERN (1)

Anucha Browne, 1985

OHIO STATE (18/17*)

Franci Washington, 1979
Tracey Hall, 1987-88
Nikita Lowry, 1989
Katie Smith, 1993-94-96
Jessica Davenport, 2005-06-07
Jantel Lavender, 2009-10-11
Samantha Prahalis, 2012
Kelsey Mitchell, 2015-16-17-18

OREGON (7/0*)

Bev Smith, 1981-82
Sabrina Ionescu, 2018-19-20
Ruthy Hebard, 2020
Satou Sabally, 2020

PENN STATE (9/7*)

Suzie McConnell, 1988
Susan Robinson, 1992
Helen Darling, 2000
Kelly Mazzante, 2002-03-04
Tanisha Wright, 2005
Maggie Lucas, 2013-14

PURDUE (7)

Joy Holmes, 1991
MaChelle Joseph, 1992
Stacey Lovelace, 1995
Stephanie White, 1999
Katie Douglas, 2000-01
Shereka Wright, 2004

RUTGERS (6/0*)

Kris Kirchner, 1981
June Olkowski, 1982
Sue Wicks, 1986-87-88
Cappie Pondexter, 2006

UCLA (11/0*)

Ann Meyers, 1975-76-77-78
Denis Curry, 1979-80-81
Natalie Williams, 1993-94
Maylana Martin, 1999-00

USC (11/0*)

Paula McGee, 1982-83
Cheryl Miller, 1983-84-85-86
Pam McGee, 1984
Lisa Leslie, 1993-94
Tina Thompson, 1997
JuJu Watkins, 2024

WASHINGTON (3/0*)

Kelsey Plum, 2016-17
Chantel Osahor, 2017

NOTE: This list includes All-America honors from the Women's Basketball Coaches Association (WBCA), Associated Press (AP), U.S. Basketball Writers Association (USBWA), and the Los Angeles Athletic Club Wooden Award... Women's athletics were officially incorporated into the Big Ten in 1981-82.

INDIVIDUAL NATIONAL AWARDS

PLAYER OF THE YEAR

1978 - Ann Meyers, UCLA (H)
1984 - Cheryl Miller, USC (H-N)
1985 - Cheryl Miller, USC (H-WT-W-N)
1986 - Cheryl Miller, USC (W-N)
1988 - Michelle Edwards, IOWA (R)
1993 - Karen Jennings, NEB (WT)
1994 - Carol Ann Shudlick, MINN (WT)
1994 - Lisa Leslie, USC (H-W-N-US)
1999 - Stephanie White, PUR (WT-H)
2017 - Kelsey Plum, WASH (H-WT-N-WD-US-AP)
2019 - Megan Gustafson, IOWA (AP-N-US-H-E)
2019 - Sabrina Ionescu, ORE (WT-WD)
2020 - Sabrina Ionescu, ORE (H-WT-N-WD-US-AP)
2023 - Caitlin Clark, IOWA (AP-N-US-WT-H-A-WD)
2024 - Caitlin Clark, IOWA (AP-N-US-WT-H-E-A-WD)

FRESHMAN OF THE YEAR

2015 - Kelsey Mitchell, OSU (US)
2017 - Destiny Slocum, MD (W)
2021 - Caitlin Clark, IOWA (US-W-A)
2017 - Sabrina Ionescu, ORE (US)
2024 - Juju Watkins, USC (US)

COACH OF THE YEAR

1987 - Theresa Grentz, RU (W)
1988 - C. Vivian Stringer, IOWA (C-W)
1991 - Rene Portland, PSU (C-W)
1992 - Chris Weller, MD (N-US)
1993 - C. Vivian Stringer, IOWA (N-C-W)
1996 - Angie Lee, IOWA (AP)
1999 - Carolyn Peck, PUR (AP-N-W-US)
2002 - Brenda Oldfield (Frese), MINN (AP-US)
2004 - Rene Portland, PSU (W)
2005 - Joanne P. McCallie, MSU (AP)
2010 - Connie Yori, NEB (AP-W-N-K-US)
2019 - Lisa Bluder, PUR (N)
2021 - Brenda Frese, MD (AP-E)
2023 - Teri Moren, IND (AP-K)

ASSISTANT COACH OF THE YEAR

2020 - Karen Blair, MD (W)
2023 - Jan Jensen, IOWA (W)

DAWN STALEY AWARD

(Presented by the Phoenix Club of Philadelphia to the nation's top guard)

2018 - Kelsey Mitchell, OSU
2021 - Caitlin Clark, IOWA
2022 - Caitlin Clark, IOWA
2023 - Caitlin Clark, IOWA

NANCY LIEBERMAN AWARD

(Presented by the WBCA and Naismith Memorial Basketball Hall of Fame to the nation's top point guard)

2017 - Kelsey Plum, WASH
2018 - Sabrina Ionescu, ORE
2019 - Sabrina Ionescu, ORE
2020 - Sabrina Ionescu, ORE
2022 - Caitlin Clark, IOWA
2023 - Caitlin Clark, IOWA
2024 - Caitlin Clark, IOWA

ANN MEYERS DRYSDALE AWARD

(Presented by the WBCA and Naismith Memorial Basketball Hall of Fame to the nation's top shooting guard)

2021 - Ashley Owusu, MD
2024 - Juju Watkins, USC

CHERYL MILLER AWARD

(Presented by the WBCA and Naismith Memorial Basketball Hall of Fame to the nation's top small forward)
2020 - Satou Sabally, ORE

KATRINA MCCLAIN AWARD

(Presented by the WBCA and Naismith Memorial Basketball Hall of Fame to the nation's top power forward)
2018 - Ruthy Hebard, ORE
2019 - Ruthy Hebard, ORE

LISA LESLIE AWARD

(Presented by the WBCA and Naismith Memorial Basketball Hall of Fame to the nation's top center)
2019 - Megan Gustafson, IOWA

SENIOR CLASS AWARD

(Honors outstanding senior student in areas of community, classroom, character and competition)
2010 - Kelsey Griffin, NEB
2015 - Samantha Logic, IOWA
2019 - Megan Gustafson, IOWA
2020 - Sabrina Ionescu, ORE

NCAA ELITE 90 AWARD

(Honors student with highest GPA competing at the finals site for each of the NCAA's 90 championships)
2015 - Malina Howard, MD
2023 - Sharon Goodman, IOWA
2024 - Sharon Goodman, IOWA

NAISMITH MEMORIAL BASKETBALL HALL OF FAME

1993 - Ann Meyers, UCLA (player)
1995 - Cheryl Miller, USC (player)
1997 - Denise Curry, UCLA (player)
1999 - Billie Moore, UCLA (coach)
2009 - C. Vivian Stringer, IOWA/RU (coach)
2010 - Cynthia Cooper, USC (player)
2015 - Lisa Leslie, USC (player)
2018 - Katie Smith, OSU (player)
2018 - Tina Thompson, USC (player)
2022 - Theresa Grentz, RU/ILL (coach)
2022 - Lindsay Whalen, MINN (player)

WOMEN'S BASKETBALL HALL OF FAME

1999 - Denis Curry, UCLA (player)
1999 - Ann Meyers, UCLA (player)
1999 - Cheryl Miller, USC (player)
1999 - Billie Moore, UCLA (coach)
2001 - Linda Sharp, USC (coach)
2001 - Theresa Grentz, RU/ILL (coach)
2001 - C. Vivian Stringer, IOWA/RU (coach)
2002 - Marianne Stanley, USC (coach)
2004 - Bev Smith, Oregon (player/coach)
2008 - Suzie McConnell-Serio, PSU (player)
2009 - Cynthia Cooper, USC (player)
2010 - Chris Weller, MD (coach)
2011 - Vicky Bullett, MD (player)
2012 - Nancy Fahey, ILL (coach)
2012 - Pamela McGee, USC (player)
2013 - Jim Foster, OSU (coach)
2013 - Sue Wicks, RU (player)
2014 - Lin Dunn, PUR (coach)
2014 - Michelle Edwards, IOWA (player)
2014 - Lisa Leslie, USC (player)
2016 - Natalie Williams, UCLA (player)
2017 - Dr. Christine Grant, IOWA (contributor)
2018 - Katie Smith, OSU (player)
2018 - Tina Thompson, USC (player)
2022 - Paul Sanderford, NEB (coach)

NCAA TODAY'S TOP 10 AWARD

(Honors 10 outstanding senior students of the preceding calendar year)
1989 - Suzie McConnell, PSU
1993 - Susan Robinson, PSU
2001 - Andrea Garner, PSU
2005 - Kelly Mazzante, PSU

NCAA GERALD R. FORD AWARD

(Honors individuals who have provided significant leadership in the role of advocate for intercollegiate athletics on a continuous basis throughout their career)
2007 - Dr. Christine Grant, IOWA

NCAA SILVER ANNIVERSARY AWARD

(Honors distinguished former students who competed in intercollegiate athletics on their 25th anniversary as a college graduate)
2017 - Susan Robinson Fruchtl, PSU

CAROL ECKMAN AWARD

(Coach who show spirit, integrity and courage in coaching women's basketball, presented by the WBCA)
1989 - Linda Hill-MacDonald, MINN
1993 - C. Vivian Stringer, IOWA
2007 - Theresa Grentz, ILL
2015 - Lisa Bluder, IOWA
2024 - Cori Close, UCLA

NELL & JOHN WOODEN

EXCELLENCE IN COACHING AWARD

(Coach who possesses character traits exemplified by the late legendary UCLA men's basketball coach)
2021 - Brenda Frese, MD

AP - Associated Press // C - Converse // N - Naismith
W - WBCA // K - Kay Yow // US - U.S. Basketball Writers Association
R - Rawlings/WBCA Player of the Year // WT - Wade Trophy //
H - Honda Sports Award // E - ESPN // A - The Athletic // WD -
Wooden

BIG TEN WNBA DRAFT SELECTIONS

Year	Round	Pick	Player	Pos.	Drafted By
1997	1	1	*Tina Thompson, USC	F	Houston Comets
(12)	1	2	* Pamela McGee, USC	C	Sacramento Monarchs
	1	6	*Sue Wicks, RU	F	New York Liberty
	1	8	Toni Foster, IOWA	F/C	Phoenix Mercury
	2	9	Tia Jackson, IOWA	G/F	Phoenix Mercury
	2	12	*Jessie Hicks, MD	F/C	Utah Starzz
	3	19	*Katrina Colleton, MD	F	Los Angeles Sparks
	3	20	Tina Nicholson, PSU	G	Cleveland Rockers

1997 Player Allocation

*Vicky Bullett	F/C	MD	Charlotte Sting
Michelle Edwards	G	IOWA	Cleveland Rockers
*Cynthia Cooper	G	USC	Houston Comets
*Lisa Leslie	C	USC	Los Angeles Sparks

1998	2	12	Tangela Smith, IOWA	F/C	Sacramento Monarchs
(9)	2	16	Suzie McConnell Serio, PSU	G	Cleveland Rockers
	2	19	Nadine Domond, IOWA	G	New York Liberty
	3	22	Quacy Barnes, IND	C	Sacramento Monarchs
	3	23	Angela Hamblin, IOWA	G/F	Washington Mystics
	3	25	*Rehema Stephens, UCLA	G	Los Angeles Sparks
	3	27	Pollyanna Johns, MICH	C	Charlotte Sting
	4	37	*Sonia Chase, MD	G	Charlotte Sting
	4	40	*Monica Lamb, USC	C	Houston Comets

1998 Expansion Draft

Adrienne Johnson	G	OSU	Cleveland Rockers
------------------	---	-----	-------------------

1999	1	3	*Natalie Williams, UCLA	C	Utah Starzz
(5)	2	21	Stephanie White, PUR	G	Charlotte Sting
	3	28	Ukari Figgs, PUR	G	Los Angeles Sparks
	4	38	Amy Herrig, IOWA	C	Sacramento Monarchs
	4	49	Angie Potthoff, PSU	F	Minnesota Lynx

1999 Player Allocation

Katie Smith	F	OSU	Minnesota Lynx
-------------	---	-----	----------------

1999 Expansion Draft

Stephanie White, PUR	G	Charlotte Sting	Indiana Fever
Toni Foster, IOWA	F/C	Phoenix Monarchs	Seattle Storm

2000	1	10	*Maylana Martin, UCLA	F	Minnesota Lynx
(14)	1	15	*Nicole Kubik, NEB	G	Los Angeles Sparks
	2	17	Helen Darling, PSU	G	Cleveland Rockers
	2	21	*Adrian Williams, USC	F/C	Phoenix Mercury
	2	20	Jannon Roland, PUR	F	Orlando Miracle
	2	23	Stacey Thomas, MICH	F	Portland Fire
	2	32	Andrea Garner, PSU	C	Houston Comets
	3	36	*Shawnetta Stewart, RU	G	Orlando Miracle
	3	37	Tauja Catchings, ILL	F	Phoenix Mercury
	3	39	Maxann Reese, MSU	G	Portland Fire
	3	42	*Usha Gilmore, RU	G/F	Indiana Fever
	3	46	*Rhonda Smith, WASH	C	Sacramento Monarchs
	4	51	Kristi Rasmussen, MSU	F	Utah Starzz
	4	63	*Nicky McCrimmon, USC	G	Los Angeles Sparks

2001	1	10	Katie Douglas, PUR	G/F	Orlando Miracle
(11)	1	16	Camille Cooper, PUR	C	Los Angeles Sparks
	2	18	*Tammy Sutton-Brown, RU	C	Charlotte Sting
	2	20	*Jenny Mowe, ORE	C	Portland Fire
	3	41	Jamie Lewis, OSU	G	Washington Mystics
	3	43	*Angeline Wolvert, ORE	F	Cleveland Rockers
	3	46	Maren Walseth, PSU	F	Sacramento Monarchs
	4	52	*Tasha Pointer, RU	G	Portland Fire
	4	56	Cara Consuegra, IOWA	G	Utah Starzz
	4	58	Anne Thorius, MICH	G	Orlando Miracle
	4	61	*Megan Fianza, WASH	G	Phoenix Mercury

Year	Round	Pick	Player	Pos.	Drafted By
2002	1	15	Tamara Moore, WIS	G	Miami Sol
(11)	2	21	Jill Chapman, IND	C	Detroit Shock
	2	23	*Davalyn Cunningham, RU	F	Orlando Miracle
	3	34	Kelly Komara, PUR	G	Indiana Fever
	3	38	Lindsey Meder, IOWA	G	Minnesota Lynx
	3	41	*Ednisha Curry, ORE	G	Charlotte Sting
	3	44	Alayne Ingram, MICH	G	Sacramento Monarchs
	3	45	Jerica Watson, IOWA	F	Miami Sol
	3	48	Rashana Barnes, PSU	F	Los Angeles Sparks
	4	55	Tomeka Brown, OSU	G	Orlando Miracle
	4	57	Jessie Stomski, WIS	F	Charlotte Sting

2003	2	13	Courtney Coleman, OSU	F	Connecticut Sun
(5)	3	28	Syreeta Bromfield, MSU	F	Detroit Shock
	3	30	*Shaquala Williams, ORE	G	Cleveland Rockers
	3	39	*Nicole Kaczmariski, UCLA	G	New York Liberty
	3	42	Mary Jo Noon, PUR	C	Los Angeles Sparks

2003 Dispersal Draft

Pollyanna Johns, MICH	C	Miami Sol	Charlotte Sting
Ukari Figgs, PUR	G	Portland Fire	Houston Comets

2004	1	4	Lindsay Whalen, MINN	G	Connecticut Sun
(8)	1	9	*Ebony Hoffman, USC	C	Indiana Fever
	1	13	Shereka Wright, PUR	F	Detroit Shock
	2	16	Jessica Brungo, PSU	F	Connecticut Sun
	2	18	Kelly Mazzante, PSU	F	Charlotte Sting
	2	21	Cindy Dallas, ILL	F	San Antonio Silver Stars
	2	23	Erika Valek, PUR	G	Detroit Shock
	3	32	Jennifer Smith, MICH	C	Detroit Shock

2004 Dispersal Draft

Helen Darling, PSU	G	Cleveland Rockers	Minnesota Lynx
Pollyanna Johns, MICH	C	Cleveland Rockers	Houston Comets

2005	1	1	Janel McCarville, MINN	C	Charlotte Sting
(8)	1	9	Kristin Haynie, MSU	G	Sacramento Monarchs
	1	12	Tanisha Wright, PSU	G	Seattle Storm
	2	18	Angelina Williams, ILL	F	Phoenix Mercury
	2	22	*Chelsea Newton, RU	G	Sacramento Monarchs
	2	23	Tabitha Pool, MICH	F	New York Liberty
	3	27	*Catherine Kraayeveld, ORE	F	San Antonio Silver Stars
	3	36	*Rebecca Richman, RU	C	New York Liberty

2006	1	2	*Cappie Pondexter, RU	G	Phoenix Mercury
(6)	1	5	*Lisa Willis, UCLA	G	Los Angeles Sparks
	2	18	Liz Shimek, MSU	F	Houston Comets
	2	19	*Nikki Blue, UCLA	G	Washington Mystics
	2	28	Debbie Merrill, OSU	F	Connecticut Sun
	3	32	Crystal Smith, IOWA	G	Phoenix Mercury

2006 Expansion Draft

Stacey Lovelace, PUR	F	Minnesota Lynx	Chicago Sky
*Chelsea Newton, RU	G	Sacramento Monarchs	Chicago Sky

2007	1	2	Jessica Davenport, OSU	C	New York Liberty
(8)	1	4	*Noelle Quinn, UCLA	G	Minnesota Lynx
	1	7	Katie Gearlds, PUR	G/F	Seattle Storm
	2	15	*Shay Murphy, USC	G	Minnesota Lynx
	2	16	*Shay Doron, MD	G	New York Liberty
	3	33	Brandie Hoskins, OSU	G	Seattle Storm
	3	38	Amanda Brown, PSU	F/C	Los Angeles Sparks
	3	39	*Kiera Hardy, NEB	G	Connecticut Sun

2007 Dispersal Draft

Tangela Smith, IOWA	F/C	Charlotte Sting	Minnesota Lynx
Janel McCarville, MINN	C	Charlotte Sting	New York Liberty
Helen Darling, PSU	G	Charlotte Sting	San Antonio Silver Stars
Kelly Mazzante, PSU	G	Charlotte Sting	Phoenix Mercury

BIG TEN WNBA DRAFT SELECTIONS

Year	Round	Pick	Player	Pos.	Drafted By
2008	1	5	*Matee Ajavon, RU	G	Houston Comets
(7)	1	6	*Crystal Langhorne, MD	C/F	Washington Mystics
	1	7	*Essence Carson, RU	G	New York Liberty
	1	10	*Laura Harper, MD	F/C	Sacramento Monarchs
	2	20	*Lindsey Pluimer, UCLA	F	Washington Mystics
	2	23	Jolene Anderson, WIS	G	Connecticut Sun
	3	41	Marscilla Packer, OSU	G	Phoenix Mercury

2008 Expansion Draft

Kristin Haynie, MSU	G	Sacramento Monarchs	Atlanta Dream
---------------------	---	---------------------	---------------

2009	1	13	Lindsay Wisdom-Hylton, PUR	F	Los Angeles Sparks
(7)	1	2	*Marissa Coleman, MD	G/F	Washington Mystics
	1	3	*Kristi Toliver, MD	G	Chicago Sky
	1	8	*Kia Vaughn, RU	C	New York Liberty
	2	23	*Camille LeNoir, USC	G/F	Washington Mystics
	3	30	Emily Fox, MINN	G	Minnesota Lynx
	3	32	Danielle Campbell, PUR	C	Indiana Fever

2009 Dispersal Draft

*Matee Ajavon, RU	G	Houston Comets	Washington Mystics
-------------------	---	----------------	--------------------

2010	1	3	*Kelsey Griffin, NEB	F	Minnesota Lynx
(6)	1	4	*Epiphanny Prince, RU	G	Chicago Sky
	2	14	Jenna Smith, ILL	F/C	Washington Mystics
	2	24	Tyra Grant, PSU	G	Phoenix Mercury
	3	25	Cory Montgomery, NEB	F	New York Liberty
	3	32	*Rashidat Junaid, RU	C	Los Angeles Sparks

2010 Dispersal Draft

*Laura Harper, MD	F	Sacramento Monarchs	San Antonio Silver Stars
Kristin Haynie, MSU	G	Sacramento Monarchs	Washington Mystics
*Chelsea Newton, RU	G	Sacramento Monarchs	Seattle Storm

2011	1	5	Jantel Lavender, OSU	C	Los Angeles Sparks
(4)	3	26	Kachine Alexander, IOWA	G	Minnesota Lynx
	3	27	Amy Jaeschke, NU	C	Chicago Sky
	3	33	Jori Davis, IND	G	Indiana Fever

2012	1	6	Samantha Prahalis, OSU	G	Phoenix Mercury
(8)	2	15	*Khadijah Rushdan, RU	G	Los Angeles Sparks
	3	26	*Anjale Barrett, MD	G	Washington Mystics
	3	28	*April Sykes, RU	G	Los Angeles Sparks
	3	29	*Lynetta Kizer, MD	F	Tulsa Shock
	3	31	*Jacki Gemelos, USC	G	Minnesota Lynx
	3	33	*Amanda Johnson, ORE	F	Phoenix Mercury
	3	35	*Briana Gilbreath, USC	G	Washington Mystics

2013	1	4	Taylor Hill, OSU	G	Washington Mystics
(5)	1	6	*Tianna Hawkins, MD	F	Seattle Storm
	1	12	Lindsey Moore, NEB	G	Minnesota Lynx
	2	13	Alex Bentley, PSU	G	Atlanta Dream
	3	26	Nikki Greene, PSU	F/C	Phoenix Mercury

2014	1	4	*Alyssa Thomas, MD	F	New York Liberty
(4)	2	13	Jordan Hooper, NEB	F	Tulsa Shock
	2	20	*Cassie Harberts, USC	F	Atlanta Dream
	2	21	Maggie Lucas, PSU	G	Phoenix Mercury

2015	1	2	Amanda Zahui, B., MINN	C	Tulsa Shock
(6)	1	10	Samantha Logic, IOWA	G	Atlanta Dream
	2	17	Betnijah Laney, RU	G/F	Chicago Sky
	3	27	Laurin Mincy, MD	G	New York Liberty
	3	28	Michala Johnson, WIS	F	New York Liberty
	3	35	Shae Kelley, MINN	C	Minnesota Lynx

2016	1	4	Rachel Banham, MINN	G	Connecticut Sun
(10)	1	5	Aerial Powers, MSU	F	Dallas Wings
	1	7	Kahleah Copper, RU	F/G	Washington Mystics
	2	11	Rachel Hollivay, RU	C	Atlanta Dream

	2	20	*Jillian Alleyne, ORE	C/F	Phoenix Mercury
	2	21	Brene Moseley, MD	G	Indiana Fever
	2	24	Ameryst Alston, OSU	G	New York Liberty
	3	29	*Talia Walton, WASH	F	Los Angeles Sparks
	3	32	*Nirra Fields, UCLA	G	Phoenix Mercury
	3	35	*Temi Fagbenle, USC	C	Minnesota Lynx

2017	1	1	*Kelsey Plum, WASH	G	San Antonio Stars
(7)	1	5	Nia Coffey, NU	F	San Antonio Stars
	1	6	Shatori Walker-Kimbrough, MD	G	Washington Mystics
	1	8	Brionna Jones, MD	C	Connecticut Sun
	1	9	Tori Jankoska, MSU	G	Chicago Sky
	2	13	Shayla Cooper, OSU	F	Connecticut Sun
	2	21	*Chantel Osahor, WASH	F/C	Chicago Sky

2018	1	2	Kelsey Mitchell, OSU	G	Indiana Fever
(6)	1	5	*Jordin Canada, UCLA	G	Seattle Storm
	2	14	Stephanie Mavunga, OSU	F	Indiana Fever
	2	20	Tyler Scaife, RU	G	Phoenix Mercury
	2	15	*Monique Billings, UCLA	F	Atlanta Dream
	3	36	Carlie Wagner, MINN	G	Minnesota Lynx

2019	2	17	Megan Gustafson, IOWA	F/C	Dallas Wings
(4)	2	22	*Kennedy Burke, UCLA	G/F	Dallas Wings
	2	23	*Maite Cazorla, ORE	G	Atlanta Dream
	3	30	Kenisha Bell, MINN	G	Minnesota Lynx

2020	1	1	*Sabrina Ionescu, ORE	G	New York Liberty
(6)	1	2	*Satou Sabally, ORE	F	Dallas Wings
	1	8	*Ruthy Hebard, ORE	F	Chicago Sky
	2	14	Kathleen Doyle, IOWA	G	Indiana Fever
	2	23	Kaila Charles, MD	G	Connecticut Sun
	3	30	*Japreece Dean, UCLA	G	Chicago Sky

2021	1	6	*Michaela Onyenwere, UCLA	F	New York Liberty
(3)	2	22	Arella Guirantes, RU	G	Los Angeles Sparks
	2	27	Lindsey Pulliam, NU	G	Atlanta Dream

2022	1	7	Veronica Burton, NU	G	Dallas Wings
(5)	1	5	*Nyara Sabally, ORE	C	New York Liberty
	1	12	Nia Clouden, MSU	G	Connecticut Sun
	2	15	Naz Hillmon, MICH	F	Atlanta Dream
	3	34	Ali Patberg, IND	G	Indiana Fever

2023	1	2	Diamond Miller, MD	G	Minnesota Lynx
(8)	1	7	Grace Berger, IND	G	Indiana Fever
	1	11	Abby Meyers, MD	G	Dallas Wings
	2	13	Taylor Mikesell, OSU	G	Indiana Fever
	2	15	Leigha Brown, MICH	G	Atlanta Dream
	3	26	Monika Czinano, IOWA	F	Los Angeles Sparks
	3	29	*Kadi Sissoko, USC	F	Phoenix Mercury
	3	30	*Okako Adika, USC	G	New York Liberty

2024	1	1	Caitlin Clark, IOWA	G	Indiana Fever
(10)	1	5	Jacy Sheldon, OSU	G	Dallas Wings
	2	15	Celeste Taylor, OSU	G	Indiana Fever
	2	18	Kate Martin, IOWA	G	Las Vegas Aces
	3	25	*Charisma Osborne, UCLA	G	Phoenix Mercury
	3	26	Mackenzie Holmes, IND	F	Seattle Storm
	3	28	*McKenzie Forbes, USC	G	Los Angeles Sparks
	3	29	Jaz Shelley, NEB	G	Phoenix Mercury
	3	33	Ashley Owusu, PSU	G	Dallas Wings
	3	35	*Kaitlyn Davis, USC	F	New York Liberty

* - prior to becoming a Big Ten Conference member

BIG TEN HONORS

PLAYER OF THE YEAR

1983	Laura Coenen, So., MINN
1984	Anucha Browne, Jr, NU
1985	Anucha Browne, Sr, NU
1986	Tracey Hall, So., OSU
1987	Tracey Hall, Jr., OSU
1988	Michelle Edwards, Sr., IOWA
1989	Lisa Cline, Sr., OSU
1990	Franthea Price, Sr., IOWA
1991	Joy Holmes, Sr., PUR
1992	MaChelle Joseph, Sr., PUR
1993	Toni Foster, Sr., IOWA
1994	Carol Ann Shudlick, Sr., MINN
1995	Stacey Lovelace, Jr., PUR
1996	Katie Smith, Sr., OSU
1997	Ashley Berggren, Jr., ILL
1998	Tangela Smith, Sr., IOWA
1999	Stephanie White, Sr., PUR
2000	Helen Darling, Sr., PSU (C) Katie Douglas, Jr., PUR (M)
2001	Katie Douglas, Sr., PUR
2002	Lindsay Whalen, So., MINN
2003	Kelly Mazzante, Jr., PSU
2004	Kelly Mazzante, Sr., PSU
2005	Jessica Davenport, So., OSU
2006	Jessica Davenport, Jr., OSU**
2007	Jessica Davenport, Sr., OSU
2008	Jantel Lavender, Fr., OSU (C) Jolene Anderson, Sr., WIS (M)
2009	Jantel Lavender, So., OSU
2010	Jantel Lavender, Jr., OSU
2011	Kalisha Keane, Sr., MSU (C) Jantel Lavender, Sr., OSU (M)
2012	Samantha Prahalis, Sr., OSU
2013	Maggie Lucas, Jr., PSU
2014	Jordan Hooper, Sr., NEB (C) Maggie Lucas, Sr., PSU (M)
2015	Kelsey Mitchell, Fr., OSU (C) Amanda Zahui B., So., MINN (M)
2016	Rachel Banham, Sr., MINN
2017	Kelsey Mitchell, Jr., OSU
2018	Kelsey Mitchell, Sr., OSU (C) Megan Gustafson, Jr., IOWA (M)
2019	Megan Gustafson, Sr., IOWA*
2020	Kathleen Doyle, Sr., IOWA
2021	Naz Hillmon, Jr., MICH
2022	Caitlin Clark, So., IOWA
2023	Caitlin Clark, Jr., IOWA
2024	Caitlin Clark, Sr., IOWA

DEFENSIVE PLAYER OF THE YEAR

2000	Stacey Thomas, Sr., MICH
2001	Tamara Moore, Jr., WIS
2002	Kelly Komara, Sr., PUR
2003	Tanisha Wright, So., PSU
2004	Tanisha Wright, Jr., PSU
2005	Tanisha Wright, Sr., PSU
2006	Kim Wilburn, Sr., OSU
2007	Lindsay Wisdom-Hylton, Jr., PUR
2008	Shavelle Little, So., OSU
2009	Shavelle Little, Jr., OSU
2010	Allyssa DeHaan, Sr., MSU
2011	Lykendra Johnson, Sr., MSU
2012	Amber Stokes, Jr., OSU
2013	Adrienne GodBold, Sr., ILL
2014	Dara Taylor, Sr., PSU
2015	Syessence Davis, Sr., RU
2016	Ashley Deary, Jr., NU
2017	Ashley Deary, Sr., NU
2018	Ae'Rianna Harris, So., PUR

2019	Ae'Rianna Harris, Jr., PUR
2020	Veronica Burton, So., NU
2021	Veronica Burton, Jr., NU
2022	Veronica Burton, Sr., NU
2023	Mackenzie Holmes, Sr., IND
2024	Celeste Taylor, Gr., OSU (C) Serah Williams, So., WIS (M)

SIXTH PLAYER OF THE YEAR

2006	Cherelle George, Jr., PUR
2007	Jamie Braun, Fr., IND
2008	Megan Skouby, Jr., IOWA
2009	Brittany Rayburn, Fr., PUR
2010	Kalisha Keane, Jr., MSU
2011	Maggie Lucas, Fr., PSU
2012	Adrienne GodBold, Jr., ILL
2013	Melissa Dixon, So., IOWA
2014	Whitney Bays, Jr., PUR
2015	Katelynn Flaherty, Fr., MICH
2016	Brene Moseley, Jr., MD
2017	Linnæe Harper, Jr., OSU
2018	Ieshia Small, Sr., MD
2019	Naz Hillmon, Fr., MICH
2020	Leigha Brown, So., NEB
2021	Maddie Burke, Fr., PSU
2022	Shyanne Sellers, Fr., MD
2023	Hannah Stuelke, Fr., IOWA
2024	Theryn Hallock, So., MSU

FRESHMAN OF THE YEAR

1983	Linda Cunningham, IND
1984	Lisa Becker, IOWA
1985	Tracey Hall, OSU
1986	Lisa Cline, OSU
1987	Franthea Price, IOWA
1988	Kay Frederickson, WIS
1989	MaChelle Joseph, PUR
1990	Averrill Roberts, OSU
1991	Mandy Cunningham, ILL
1992	Barb Franke, WIS
1993	Katie Smith, OSU
1994	Leslie Johnson, PUR
1995	Tiffany Gooden, IOWA
1996	Nicole Cushing, MSU
1997	Stacey Thomas, MICH
1998	LaTonya Sims, WIS
1999	Jessie Stomski, WIS
2000	LaToya Turner, OSU
2001	Kelly Mazzante, PSU
2002	Janel McCarville, MINN
2003	Lindsay Bowen, MSU (M) Liz Shimek, MSU (C)
2004	Jessica Davenport, OSU (M) Katie Gearlds, PUR (C)
2005	Jolene Anderson, WIS
2006	Megan Skouby, IOWA
2007	Allyssa DeHaan, MSU
2008	Jantel Lavender, OSU
2009	Samantha Prahalis, OSU
2010	Jaime Printy, IOWA
2011	Maggie Lucas, PSU
2012	Rachel Banham, MINN
2013	Maggie Lyon, NU
2014	Amanda Zahui B., MINN
2015	Kelsey Mitchell, OSU
2016	Jessica Shepard, NEB
2017	Destiny Slocum, MD
2018	Destiny Pitts, MINN
2019	Naz Hillmon, MICH (M) Taylor Mikesell, MD (C)

2020	Ashley Owusu, MD
2021	Caitlin Clark, IOWA
2022	Alexis Markowski, NEB
2023	Cootie McMahon, OSU
2024	Natalie Potts, NEB (C) Mary Ashley Stevenson, PUR (M)

COACH OF THE YEAR

1984	Tara VanDerveer, OSU
1985	Tara VanDerveer, OSU
1986	Ruth Jones, PUR
1987	Don Perrelli, NU
1988	Karen Langeland, MSU
1989	Lin Dunn, PUR
1990	Don Perrelli, NU (M) Bud VanDeWege, MICH (C)
1991	Lin Dunn, PUR (M) C. Vivian Stringer, IOWA (C)
1992	Mary Murphy, WIS
1993	C. Vivian Stringer, IOWA
1994	Rene Portland, PSU
1995	Jane Albright-Dieterle, WIS
1996	Angie Lee, IOWA
1997	Theresa Greutz, ILL (M) Nell Fortner, PUR (C)
1998	Theresa Greutz, ILL (M) Sue Guevara, MICH (C)
1999	Carolyn Peck, PUR
2000	Sue Guevara, MICH (M) Rene Portland, PSU (C)
2001	Lisa Bluder, IOWA
2002	Brenda (Oldfield) Frese, MINN**
2003	Rene Portland, PSU
2004	Rene Portland, PSU
2005	Joanne P. McCallie, MSU (M) Jim Foster, OSU (C)
2006	Jim Foster, OSU
2007	Jim Foster, OSU
2008	Lisa Bluder, IOWA
2009	Jim Foster, OSU
2010	Lisa Bluder, IOWA (M) Lisa Stone, WIS (C)
2011	Suzy Merchant, MSU
2012	Coquese Washington, PSU
2013	Coquese Washington, PSU (M) Connie Yori, NEB (C)
2014	Coquese Washington, PSU (M) Connie Yori, NEB (C)
2015	Brenda Frese, MD
2016	Teri Moren, IND
2017	Kim Barnes Arico, MICH
2018	Amy Williams, NEB
2019	Brenda Frese, MD
2020	Joe McKeown, NU
2021	Brenda Frese, MD
2022	Kim Barnes Arico, MICH
2023	Teri Moren, IND
2024	Kevin McGuff, OSU

(M) - media (first selected Defensive/Sixth Player in 2020)

(C) - coaches

Bold indicates unanimous selection by *both* coaches/media

* - unanimous selection by coaches only

** - unanimous selection by media only

NOTE: Records limited prior to 2001

BIG TEN HONORS

ALL-BIG TEN SELECTIONS

First team only; as selected by coaches (since 1983) and media (since 1996)

ILLINOIS (17)

Jonelle Polk, 1986-87
Sarah Sharp, 1991
Ashley Berggren, 1996-97-98
Susan Blausler, 1999
Tauja Catchings, 2000
Allison Curtin, 2000-01
Iveta Marcauskaite, 2002
Angelina Williams, 2005
Jenna Smith, 2008-09-10
Karisma Penn, 2013
Makira Cook, 2023

INDIANA (22)

Denise Jackson, 1983-84
Karna Abram, 1985-86-87
Cindy Bumgarner, 1986
Quacy Barnes, 1998
Jill Chapman, 2001-02
Cyndi Valentin, 2006
Tyra Buss, 2016-17-18
Grace Berger, 2020-21-22
Ali Patberg, 2020
Mackenzie Holmes, 2021-23-24
Grace Berger, 2023
Sara Scalia, 2024

IOWA (44)

Lisa Long, 1985-87
Michelle Edwards, 1986-87-88
Franthea Price, 1988-90
Shanda Berry, 1989
Jollette Law, 1989-90
Stephanie Schueler, 1991
Toni Foster, 1991-92-93
Necole Tunsil, 1994
Tangela Smith, 1996-98
Amy Herring, 1999
Cara Consuegra, 2001
Randi Peterson, 2001
Lindsey Meder, 2001-02
Jennie Lillis, 2003
Crystal Smith, 2006
Kristi Smith, 2008-09
Kachine Alexander, 2010-11
Samantha Logic, 2014-15
Ally Disterhoft, 2017
Megan Gustafson, 2017-18-19
Kathleen Doyle, 2019-20
Monika Czinano, 2020-21-22-23
Caitlin Clark, 2021-22-23-24

MARYLAND (16)

Lexie Brown, 2015
Brionna Jones, 2015-16-17
Shatori Walker-Kimbrough, 2015-16-17
Kaila Charles, 2018-19-20
Taylor Mikesell, 2019 (also 2022 at OSU)
Diamond Miller, 2021
Ashley Owusu, 2021
Angel Reese, 2022
Diamond Miller, 2023
Shyanne Sellers, 2023-24

MICHIGAN (16)

Pollyanna Johns, 1998
Stacey Thomas, 2000
Jennifer Smith, 2004
Katelynn Flaherty, 2016-17-18
Hallie Thome, 2017-18-19

Naz Hillmon, 2019-20-21-22
Leigha Brown, 2023
Emily Kiser, 2023
Laila Phelia, 2024

MICHIGAN STATE (19)

Kisha Kelley, 1995
Paula Sanders, 1997
Maxann Reese, 1999-00
Kristen Rasmussen, 2000
Kristin Haynie, 2005
Liz Shimek, 2006
Allyssa DeHaan, 2007-08
Lykendra Johnson, 2011
Kalisha Keane, 2011
Aerial Powers, 2014-15-16
Tori Jankoska, 2017
Shay Colley, 2019
Nia Clouden, 2021-22
Julia Ayrault, 2024

MINNESOTA (22)

Laura Coenen, 1983-85
Debbie Hunter, 1983
Carol Ann Shudlick, 1993-94
Lindsay Whalen, 2002-03-04
Janel McCarville, 2003-04-05
Emily Fox, 2008
Rachel Banham, 2013-14-16
Amanda Zahui B., 2014-15
Shae Kelley, 2015
Kenisha Bell, 2018-19
Carlie Wagner, 2018
Destiny Pitts, 2018

NEBRASKA (7)

Jordan Hooper, 2012-13-14
Rachel Theriot, 2014
Jessica Shepard, 2016
Jaz Shelley, 2023
Alexis Markowski, 2024

NORTHWESTERN (23)

Anucha Browne, 1983-84-85
Connie Erickson, 1984
Carrie Lawless, 1989
Michele Savage, 1990-91-92
Michele Ratay, 1997
Kristina Divjak, 1998
Megan Chawansky, 1999
Amy Jaeschke, 2010-11
Nia Coffey, 2014-15-16-17
Pallas Kunaiyi-Akpanah, 2019
Lindsey Pulliam, 2019-20
Abi Scheid, 2020
Veronica Burton, 2021-22

OHIO STATE (46)

Yvette Angel, 1983-85
Carla Chapman, 1984
Francine Lewis, 1984-85
Tracey Hall, 1986-87-88
Nikita Lowry, 1988-89
Lisa Cline, 1989
Averrill Roberts, 1992-93
Nikki Keyton, 1993
Katie Smith, 1994-95-96
Marrita Porter, 1998-99
Jessica Davenport, 2005-06-07
Brandie Hoskins, 2007
Jantel Lavender, 2008-09-10-11
Samantha Prahalis, 2010-12
Tayler Hill, 2012-13

Ameryst Alston, 2014-15-16
Kelsey Mitchell, 2015-16-17-18
Stephanie Mavunga, 2018
Dorka Juhász, 2020-21
Taylor Mikesell, 2022-23 (also 2019 at MD)
Jacy Sheldon, 2022-24
Cotie McMahon, 2024

PENN STATE (36)

Tina Nicholson, 1994-95-96
Angie Potthoff, 1995-96-97
Helen Darling, 1999-00
Andrea Garner, 1999-00
Maren Walseth, 2000-01
Kelly Mazzante, 2001-02-03-04
Tanisha Wright, 2003-04-05
Jess Strom, 2005
Amanda Brown, 2007
Tyra Grant, 2009-10
Alex Bentley, 2011-12-13
Maggie Lucas, 2012-13-14
Ariel Edwards, 2014
Teniya Page, 2017-18-19
Kamaria McDaniel, 2020
Makenna Marisa, 2022-23

PURDUE (31)

Christa LaCroix, 1988
Joy Holmes, 1989-90-91
MaChelle Joseph, 1990-91-92
Leslie Johnson, 1994
Stacey Lovelace, 1995-96
Jannon Roland, 1997
Stephanie White, 1998-99
Ukari Figgs, 1999
Katie Douglas, 2000-01
Camille Cooper, 2000-01
Kelly Komara, 2002
Shereka Wright, 2002-03-04
Erika Valek, 2003
Katie Gearlds, 2006-07
Lindsay Wisdom-Hylton, 2007-09
Courtney Moses, 2014
Ashley Morrisette, 2017
Karissa McLaughlin, 2019
Ae'Rianna Harris, 2020

RUTGERS (4)

Betnijah Laney, 2015
Tyler Scaife, 2018
Arella Guirantes, 2020-21

WISCONSIN (15)

Janet Huff, 1984
Robin Threath, 1992-93
Barb Franke, 1996
Keisha Anderson, 1997
Katie Voigt, 1998
LaTonya Sims, 1999
Tamara Moore, 2001-02
Jessie Stomski, 2001-02
Jolene Anderson, 2007-08
Michala Johnson, 2014
Serah Williams, 2024

BIG TEN HONORS

BIG TEN ALL-FRESHMAN TEAM

ILLINOIS (11)

Iveta Marcauskaite, 2001
Angelina Williams, 2002
Danyel Crutcher, 2005
Lori Bjork, 2006
Jenna Smith, 2007
Karisma Penn, 2010
Amber Moore, 2011
Chatrice White, 2015
Alex Wittinger, 2016
Brandi Beasley, 2017
Gretchen Dolan, 2018

INDIANA (6)

Cyndi Valentin, 2003
Whitney Thomas, 2006
Larryn Brooks, 2014
Jaelynn Penn, 2018
Mackenzie Holmes, 2020
Yarden Garzon, 2023

IOWA (12)

Johanna Solverson, 2003
Krista VandeVenter, 2005
Megan Skouby, 2006
Kamille Wahlin, 2009
Jaime Printy, 2010
Samantha Logic, 2012
Ally Disterhoft, 2014
Tania Davis, 2016
Megan Gustafson, 2016
Kathleen Doyle, 2017
McKenna Warnock, 2020
Caitlin Clark, 2021

MARYLAND (7)

Kaila Charles, 2017
Destiny Slocum, 2017
Shakira Austin, 2019
Taylor Mikesell, 2019
Ashley Owusu, 2020
Angel Reese, 2021
Shyanne Sellers, 2022

MICHIGAN (7)

Ta'Shia Walker, 2005
Dayeesha Hollins, 2010
Katelynn Flaherty, 2015
Hallie Thome, 2016
Kysre Gondrezick, 2017
Naz Hillmon, 2019
Laila Phelia, 2022

MICHIGAN STATE (14)

Kristin Haynie, 2002
Lindsay Bowen, 2003
Liz Shimek, 2003
Rene Haynes, 2004
Aisha Jefferson, 2006
Allyssa DeHaan, 2007
Kalisha Keane, 2008
Brittney Thomas, 2008
Lykendra Johnson, 2009
Kiana Johnson, 2012
Aerial Powers, 2014
Nia Clouden, 2019
Matilda Ekh, 2022
DeeDee Hagemann, 2022

MINNESOTA (14)

Lindsay Whalen, 2001
Janel McCarville, 2002
Brittany McCoy, 2007
Kiara Buford, 2009
Kionna Kellogg, 2011
Rachel Banham, 2012
Shayne Mullaney, 2013
Amanda Zahui B., 2014
Carlie Wagner, 2015
Destiny Pitts, 2018
Jasmine Powell, 2020
Sara Scalia, 2020
Maura Braun, 2023
Grace Grocholski, 2024

NEBRASKA (7)

Emily Cady, 2012
Rachel Theriot, 2013
Jessica Shepard, 2016
Kate Cain, 2018
Alexis Markowski, 2022
Natalie Potts, 2024
Logan Nissley, 2024

NORTHWESTERN (7)

Sarah Kwasinski, 2002
Amy Jaeschke, 2008
Kendall Hackney, 2010
Morgan Jones, 2012
Maggie Lyon, 2013
Nia Coffey, 2014
Lindsey Pulliam, 2018

OHIO STATE (13)

Kim Wilburn, 2003
Jessica Davenport, 2004
Brandie Hoskins, 2004
Jantel Lavender, 2008
Samantha Prahalis, 2009
Ashley Adams, 2011
Amethyst Alston, 2013
Alexa Hart, 2015
Kelsey Mitchell, 2015
Tori McCoy, 2017
Dorka Juhász, 2019
Kierstan Bell, 2020
Cotie McMahan, 2023

PENN STATE (10)

Kelly Mazzante, 2001
Jess Strom, 2002
Reicina Russell, 2004
Brianne O'Rourke, 2006
Tyra Grant, 2007
Alex Bentley, 2010
Maggie Lucas, 2011
Teniya Page, 2016
Maddie Burke, 2021
Leilani Kapinus, 2022

PURDUE (13)

Shalicia Hurns, 2001
Shareka Wright, 2001
Katie Gearlds, 2004
Erin Lawless, 2004
Lindsay Wisdom-Hylton, 2005
FahKara Malone, 2007
Brittany Rayburn, 2009
Courtney Moses, 2011
Taylor Manuel, 2013
Karissa McLaughlin, 2018
Madison Layden, 2021
Mary Ashley Stevenson, 2024
Rashunda Jones, 2024

RUTGERS (2)

Diamond Johnson, 2021
Kaylene Smikle, 2023

WISCONSIN (3)

Jolene Anderson, 2005
Lin Zastrow, 2008
Serah Williams, 2023

BIG TEN ALL-DEFENSIVE TEAM

ILLINOIS (5)

Lacey Simpson, 2009-10
Adrienne GodBold, 2012-13
Alex Wittinger, 2019

INDIANA (9)

Kim Roberson, 2008-09
Alexis Gassion, 2017
Mackenzie Holmes, 2021-23-24
Nicole Cardaño-Hillary, 2022
Chloe Moore-McNeil, 2023-24

IOWA (5)

Crystal Smith, 2006
Kachine Alexander, 2010-11
Bethany Doolittle, 2014
Megan Gustafson, 2019

MARYLAND (8)

Lexie Brown, 2015
Shatori Walker-Kimbrough, 2016-17
Brionna Jones, 2017
Shakira Austin, 2019
Blair Watson, 2020
Angel Reese, 2022
Shyanne Sellers, 2023

MICHIGAN (4)

Jenny Ryan, 2012
Jillian Dunston, 2018
Akiereh Johnson, 2021
Naz Hillmon, 2022

MICHIGAN STATE (8)

Allyssa DeHaan, 2007-08-09-10
Rene Haynes, 2007
Lykendra Johnson, 2011
Klarissa Bell, 2014
Aerial Powers, 2015

MINNESOTA (5)

Shannon Bolden, 2006
Amanda Zahui B., 2014-15
Kenisha Bell, 2018-19

NEBRASKA (5)

Hailie Sample, 2014
Kate Cain, 2018-20-21
Jaz Shelley, 2022

NORTHWESTERN (9)

Amy Jaeschke, 2011
Ashley Deary, 2015-16-17
Veronica Burton, 2020-21-22
Sydney Wood, 2021-23

OHIO STATE (17)

Jessica Davenport, 2006-07
Kim Wilburn, 2006
Shavelle Little, 2008-09-10
Tayler Hill, 2011-12-13
Amber Stokes, 2012-13
Alexa Hart, 2016
Linnae Harper, 2018
Jacy Sheldon, 2022-24
Taylor Thierry, 2023
Celeste Taylor, 2024

PENN STATE (7)

Nikki Greene, 2011
Alex Bentley, 2012-13
Dara Taylor, 2013-14
Leilani Kapinus, 2023-24

PURDUE (13)

Lindsay Wisdom-Hylton, 2006-07-09
FahKara Malone, 2007-08-10
Danielle Campbell, 2008
April Wilson, 2016
Ashley Morrissette, 2017
Ae'Rianna Harris, 2018-19-20
Janean Terry, 2023

RUTGERS (5)

Syessence Davis, 2015
Rachel Hollivay, 2016
Tekia Mack, 2020-21
Arella Guirantes, 2021

WISCONSIN (2)

Lin Zastrow, 2011
Serah Williams, 2024

NOTE: selected only by the coaches from 2006-19 and both coaches and media since 2020

BIG TEN WEEKLY HONOREES

1983-84

Jan. 9 Carol Peterka, So., MINN
 Jan. 16 Carla Chapman, Jr., OSU
 Jan. 23 Denise Jackson, Sr., IND
 Jan. 30 Mary Kay McNall, So., MSU
 Feb. 2 Yvette Angel, Jr., OSU
 Feb. 14 Janet Huff, Sr., WIS
 Feb. 20 Linda Cunningham, So., IND
 Feb. 27 Anucha Browne, Jr., NU
 Mar. 5 Carol Peterka, So., MINN
 Lisa Becker, Fr., IOWA
 Mar. 12 Anucha Browne, Jr., NU

1984-85

Jan. 8 Karna Abram, So., IND
 Jan. 15 Francine Lewis, Jr., OSU
 Jan. 22 Laura Coenen, Sr., MINN
 Jan. 29 Karna Abram, So., IND
 Anucha Browne, Sr., NU
 Feb. 5 Anucha Browne, Sr., NU
 Feb. 12 Anucha Browne, Sr., NU
 Feb. 19 Laura Coenen, Sr., MINN
 Feb. 26 Yvette Angel, Sr., OSU
 Mar. 5 Anucha Browne, Sr., NU
 Mar. 11 Laura Coenen, Sr., MINN

1985-86

Jan. 7 Jonelle Polk, Jr., ILL
 Jan. 14 Cindy Bumgarner, So., IND
 Jan. 21 Lorea Feldman, Jr., MICH
 Jan. 28 Cindy Bumgarner, So., IND
 Feb. 4 Kris Emerson, Jr., MSU
 Feb. 11 Jonelle Polk, Jr., ILL
 Feb. 18 Lorea Feldman, Jr., MICH
 Jonelle Polk, Jr., ILL
 Feb. 25 Tracey Hall, So., OSU
 Mar. 4 Lisa Becker, Jr., IOWA
 Mar. 11 Jonelle Polk, Jr., ILL

1986-87

Jan. 5 Michelle Edwards, Jr., IOWA
 Jan. 12 Jonelle Polk, Sr., ILL
 Jan. 19 Lisa Cline, So., OSU
 Jan. 26 Tracey Hall, Jr., OSU
 Feb. 2 Kris Emerson, Sr., MSU
 Feb. 9 Karna Abram, Sr., IND
 Feb. 16 Tracey Hall, Jr., OSU
 Feb. 23 Lisa Long, Sr., IOWA
 Mar. 3 Karna Abram, Sr., IND
 Mar. 10 Michelle Edwards, Jr., IOWA

1987-88

Dec. 7 Cindy Bumgarner, Sr., IND
 Dec. 14 Michelle Edwards, Sr., IOWA
 Jan. 4 Franthea Price, So., IOWA
 Jan. 11 Kim Archer, Sr., MSU
 Jan. 18 Lisa Bonnell, Sr., WIS
 Jan. 25 Michelle Edwards, Sr., IOWA
 Feb. 1 Michelle Edwards, Sr., IOWA
 Feb. 8 Nikita Lowry, Jr., OSU
 Feb. 15 Nikita Lowry, Jr., OSU
 Feb. 22 Christa LaCroix, Sr., PUR
 Feb. 29 Nikita Lowry, Jr., OSU
 Mar. 7 Nikita Lowry, Jr., OSU
 Mar. 15 Christa LaCroix, Sr., PUR

1988-89

Dec. 5 Michele Savage, Fr., NU
 Dec. 12 Janetta Johnson, Fr., WIS
 Dec. 21 Lisa Cline, Sr., OSU
 Jan. 4 Lisa Cline, Sr., OSU
 Jan. 9 Ann Mooney, Sr., IND
 Jan. 16 Shanda Berry, Sr., IOWA
 Jan. 23 Nikita Lowry, Sr., OSU
 Jan. 30 Nicole Sanchez, Jr., OSU

Feb. 6 MaChelle Joseph, Fr., PUR
 Feb. 13 Shanda Berry, Sr., IOWA
 Feb. 20 Lisa Cline, Sr., OSU
 Feb. 28 Michele Kozelka, Fr., WIS
 Mar. 7 Nikita Lowry, Sr., OSU
 Mar. 14 Lisa Cline, Sr., OSU

1989-90

Dec. 5 Franthea Price, Sr., IOWA
 Dec. 12 Michele Kozelka, So., WIS
 Dec. 19 Vicki Pullie, Jr., OSU
 Jan. 3 Franthea Price, Sr., IOWA
 Jan. 8 Michele Savage, So., NU
 Jan. 15 MaChelle Joseph, So., PUR
 Jan. 22 Michele Savage, So., NU
 Jan. 29 Joy Holmes, Jr., PUR
 Feb. 5 Sonya Waters, So., ILL
 Feb. 12 Stephanie Schueler, Sr., IOWA
 Feb. 19 Vicki Pullie, Jr., OSU
 Feb. 27 Sarah Sharp, Jr., ILL
 Mar. 5 Michele Kozelka, So., WIS
 Mar. 13 Dawn Douglas, Fr., IND

1990-91

Dec. 3 Carol Ann Shudlick, Fr., MINN
 Dec. 10 Toni Foster, So., IOWA
 Dec. 17 Carol Szczechowski, Sr., MICH
 Jan. 7 Sarah Sharp, Sr., ILL
 Jan. 14 MaChelle Joseph, Jr., PUR
 Jan. 22 Mya Whitmore, Sr., NU
 Jan. 28 Joy Holmes, Sr., PUR
 Feb. 4 Dawn Douglas, So., IND
 Feb. 11 Toni Foster, So., IOWA
 Feb. 18 MaChelle Joseph, Jr., PUR
 Feb. 25 Michele Savage, Jr., NU
 Mar. 4 Mynette Clark, Jr., WIS
 Mar. 11 Joy Holmes, Sr., PUR

1991-92

Dec. 2 Nikki Keyton, Jr., OSU
 Dec. 9 Toni Foster, Jr., IOWA
 Dec. 16 Robin Threatt, Jr., WIS
 Dec. 23 Carol Ann Shudlick, So., MINN
 Jan. 6 Shirley Bryant, Fr., IND
 Jan. 13 Averill Roberts, Sr., OSU
 Jan. 27 Necole Tunsil, So., IOWA
 Feb. 3 MaChelle Joseph, Sr., PUR
 Feb. 10 Robin Threatt, Jr., WIS
 Feb. 17 Dawn Douglas, Jr., IND
 Feb. 24 Maureen Holohan, So., NU
 Mar. 2 MaChelle Joseph, Sr., PUR
 Mar. 9 MaChelle Joseph, Sr., PUR
 Mar. 16 Michele Savage, Sr., NU

1992-93

Dec. 7 Shirley Bryant, So., IND
 Dec. 14 Robin Threatt, Sr., WIS
 Dec. 21 Carol Ann Shudlick, Jr., MINN
 Jan. 4 Katie Smith, Fr., OSU
 Jan. 11 Katie Smith, Fr., OSU
 Jan. 19 Carol Ann Shudlick, Jr., MINN
 Jan. 25 Carol Ann Shudlick, Jr., MINN
 Feb. 1 Helen Holloway, Jr., PSU
 Feb. 8 Toni Foster, Sr., IOWA
 Feb. 15 Kisha Kelley, So., MSU
 Feb. 22 Maureen Holohan, So., NU
 Mar. 1 Patricia Babcock, Jr., NU
 Mar. 8 Katina Mack, Jr., PSU
 Katie Smith, Fr., OSU
 Mar. 15 Averill Roberts, Sr., OSU

1993-94

Dec. 6 Leslie Johnson, Fr., PUR
 Dec. 13 Katina Mack, Sr., PSU
 Dec. 20 Carol Ann Shudlick, Sr., MINN

Jan. 3 Necole Tunsil, Sr., IOWA
 Jan. 10 Leslie Johnson, Fr., PUR
 Jan. 18 Tina Nicholson, So., PSU
 Jan. 24 Patricia Babcock, Sr., NU
 Jan. 31 Helen Holloway, Sr., PSU
 Feb. 7 Necole Tunsil, Sr., IOWA
 Feb. 14 Leslie Johnson, Fr., PUR
 Feb. 21 Mandy Cunningham, Sr., ILL
 Feb. 28 Carol Ann Shudlick, Sr., MINN
 Mar. 7 Necole Tunsil, Sr., IOWA
 Mar. 14 Carol Ann Shudlick, Sr., MINN

1994-95

Dec. 5 Shirley Bryant, Sr., IND
 Dec. 12 Kisha Kelley, Sr., MSU
 Katie Smith, Jr., OSU
 Dec. 19 Jannon Roland, So., PUR
 Jan. 3 Peggy Evans, Sr., OSU
 Jan. 9 Barb Franke, Jr., WIS
 Cara Pearson, Sr., MINN
 Jan. 17 Michele Ratay, So., NU
 Jan. 23 Angie Potthoff, So., PSU
 Jan. 30 Stacey Lovelace, Jr., PUR
 Feb. 6 Barb Franke, Jr., WIS
 Feb. 13 Kisha Kelley, Sr., MSU
 Feb. 20 Lisa Furlin, Jr., IND
 Feb. 27 Missy Masley, Sr., PSU
 Mar. 8 Missy Masley, Sr., PSU

1995-96

Dec. 4 Angie Potthoff, Jr., PSU
 Dec. 11 Katrina Hanniford, Jr., NU
 Dec. 18 Ashley Berggren, So., ILL
 Jan. 2 Michele Ratay, Jr., NU
 Jan. 8 Tangela Smith, So., IOWA
 Jan. 16 Christina Braden, Sr., NU
 Jan. 22 Ashley Berggren, So., ILL
 Jan. 29 Barb Franke, Sr., WIS
 Feb. 5 Keisha Anderson, Jr., WIS
 Feb. 12 Katie Smith, Sr., OSU
 Feb. 19 Nadine Domond, So., IOWA
 Feb. 26 Stacey Lovelace, Sr., PUR
 Mar. 6 Angie Potthoff, Jr., PSU

1996-97

Dec. 2 Pollyanna Johns, Jr., MICH
 Keisha Anderson, Sr., WIS
 Dec. 9 Amy Herrig, So., IOWA
 Dec. 16 Ashley Berggren, Jr., ILL
 Dec. 23 Paula Sanders, Sr., MSU
 Jan. 6 Nicole Cushing-Adkins, So., MSU
 Jan. 13 Angie Potthoff, Sr., PSU
 Jan. 21 Kristin Divjak, So., NU
 Jan. 27 Helen Darling, Fr., PSU
 Feb. 3 Michele Ratay, Sr., NU
 Feb. 10 Shauntai Hall, So., PSU
 Jannon Roland, Sr., PUR
 Feb. 17 Kristin Divjak, So., NU
 Feb. 24 Jannon Roland, Sr., PUR
 Mar. 4 Angela Hamblin, Jr., IOWA

1997-98

Dec. 1 Ann Klapperich, Sr., WIS
 Dec. 8 Stephanie White, Jr., PUR
 Dec. 15 Maxann Reese, So., MSU
 Dec. 22 Ashley Berggren, Sr., ILL
 Jan. 5 Ashley Berggren, Sr., ILL
 Kristi Green, Jr., IND
 Jan. 12 Tangela Smith, Sr., IOWA
 Jan. 19 Stephanie White, Jr., PUR
 Jan. 26 Stacey Thomas, So., MICH
 Kristi Green, Jr., IND
 Feb. 2 Maxann Reese, So., MSU
 Feb. 9 Tangela Smith, Sr., IOWA

BIG TEN WEEKLY HONOREES

Feb. 16 Tangela Smith, Sr., IOWA
 Pollyanna Johns, Sr., MICH
 Feb. 23 Marrita Porter, Jr., OSU
 Mar. 3 Andrea Garner, So., PSU

1998-99

Nov. 16 Stephanie White, Sr., PUR
 Nov. 23 LaTonya Sims, So., WIS
 Nov. 30 Helen Darling, Jr., PSU
 Dec. 7 Larecha Jones, Sr., OSU
 Andrea Garner, Jr., PSU
 Dec. 14 Maxann Reese, Jr., MSU
 Dec. 21 Alicia Sheeler, Sr., ILL
 Cindy Kerns, Sr., IND
 Dec. 28 Stephanie White, Sr., PUR
 Jan. 4 Susan Blauser, Jr., ILL
 Jan. 11 Amy Herrig, Sr., IOWA
 Jan. 18 Stephanie White, Sr., PUR
 Jan. 25 Stacey Thomas, So., MICH
 Feb. 1 Helen Darling, Jr., PSU
 Stephanie White, Sr., PUR
 Feb. 8 Andrea Garner, Jr., PSU
 Feb. 15 Katie Douglas, So., PUR
 Feb. 22 Kelley Paulus, Sr., WIS

1999-00

Nov. 22 Jessie Stomski, So., WIS
 Nov. 29 Allison Curtin, So., ILL
 Dec. 6 Jill Chapman, So., IND
 Camille Cooper, Jr., PUR
 Dec. 13 Erin Olson, Sr., MINN
 Dec. 20 Kristi Faulkner, Fr., ILL
 Dec. 27 Tauja Catchings, Sr., ILL
 Jan. 3 Andrea Garner, Sr., PSU
 Jan. 10 Andrea Garner, Sr., PSU
 Tauja Catchings, Sr., ILL
 Jan. 17 Tamara Moore, So., WIS
 Jan. 24 Katie Douglas, Jr., PUR
 Becky Cummings, Jr., MSU
 Jan. 31 Maren Walseth, Jr., PSU
 Feb. 7 Anne Thorius, Jr., MICH
 Feb. 14 Cara Consuegra, Jr., IOWA
 Maren Walseth, Jr., PSU
 Feb. 21 LeeAnn Bies, Fr., MICH
 Feb. 28 Andrea Garner, Sr., PSU
 Katie Douglas, Jr., PUR

2000-01

Nov. 13 Ashley Luke, So., PSU
 Nov. 20 LaToya Turner, So., OSU
 Nov. 27 Jill Chapman, Jr., IND
 Dec. 4 Katie Douglas, Sr., PUR
 Dec. 11 Tanisha Gilbert, Fr., MINN
 Lisa Shepherd, Sr., PSU
 Dec. 18 Kelly Mazzante, Fr., PSU
 Dec. 25 Katie Douglas, Sr., PUR
 Jan. 1 Jill Chapman, Jr., IND
 Jan. 8 Shalicia Hurns, Fr., PUR
 Julie Pagel, Fr., MSU
 Jan. 15 Dawn Vana, Jr., ILL
 Randi Peterson, Sr., IOWA
 Jan. 22 Jessie Stomski, Jr., WIS
 Jan. 29 Kelly Mazzante, Fr., PSU
 Feb. 5 Camille Cooper, Sr., PUR
 Feb. 12 Jill Chapman, Jr., IND
 Lindsey Meder, Jr., IOWA
 Feb. 19 Kelly Mazzante, Fr., PSU
 Feb. 26 LeeAnn Bies, So., MICH

2001-02

Nov. 12 Laura Meadows, Sr., PUR
 Nov. 19 Lindsay Whalen, So., MINN
 Nov. 26 Lindsay Whalen, So., MINN
 Dec. 3 Kelly Mazzante, So., PSU
 Shereka Wright, So., PUR

Dec. 10 LeeAnn Bies, Jr., MICH
 Dec. 17 Jerica Watson, Sr., IOWA
 Dec. 24 Cindy Dallas, So., ILL
 Kelly Mazzante, So., PSU
 Dec. 31 Kelly Mazzante, So., PSU
 Jan. 7 Tamara Moore, Sr., WIS
 Jan. 14 Kelly Mazzante, So., PSU
 Jan. 21 Lindsay Whalen, So., MINN
 Jan. 28 Jill Chapman, Sr., IND
 Feb. 4 Lindsay Whalen, So., MINN
 Feb. 11 Jennie Lillis, So., IOWA
 Feb. 18 Lindsay Whalen, So., MINN
 Shereka Wright, So., PUR
 Feb. 25 Jerica Watson, Sr., IOWA

2002-03

Nov. 18 Kelly Mazzante, Jr., PSU
 Nov. 25 Corrin Von Wald, Sr., MINN
 Kelly Mazzante, Jr., PSU
 Dec. 2 Lindsay Whalen, Jr., MINN
 Dec. 9 Syreeta Bromfield, Sr., MSU
 Jessica Brungo, Jr., PSU
 Dec. 16 Shereka Wright, Jr., PUR
 Dec. 23 Tabitha Pool, So., MICH
 Dec. 30 Angelina Williams, So., ILL
 Kristi Faulkner, Jr., IOWA
 Jan. 6 Lindsay Whalen, Sr., MINN
 Jan. 13 Kelly Mazzante, Jr., PSU
 Jan. 20 Caity Matter, So., OSU
 Jan. 27 Erika Valek, Jr., PUR
 Feb. 3 Kelly Mazzante, Jr., PSU
 Feb. 10 Courtney Coleman, Sr., OSU
 Feb. 17 Corrin Von Wald, Sr., MINN
 Feb. 24 Janel McCarville, So., MINN
 Mar. 3 Kelly Mazzante, Jr., PSU

2003-04

Nov. 17 Jennifer Smith, Sr., MICH
 Nov. 24 Jenny DeMuth, Jr., IND
 Dec. 1 Janel McCarville, Jr., MINN
 Dec. 8 Lindsay Whalen, Sr., MINN
 Kelly Mazzante, Sr., PSU
 Dec. 15 Kelly Mazzante, Sr., PSU
 Dec. 22 Tabitha Pool, Jr., MICH
 Dec. 29 Jenny DeMuth, Jr., IND
 Jan. 5 Lindsay Whalen, Sr., MINN
 Jennifer Smith, Sr., MICH
 Shereka Wright, Sr., PUR
 Jan. 19 Kelly Mazzante, Sr., PSU
 Jan. 26 Kelly Mazzante, Sr., PSU
 Shereka Wright, Sr., PUR
 Feb. 2 Jamie Cavey, Sr., IOWA
 Feb. 9 Tiffanie Guthrie, Jr., ILL
 Janel McCarville, Jr., MINN
 Feb. 16 Caity Matter, Jr., OSU
 Feb. 23 Shereka Wright, Sr., PUR
 Tanisha Wright, Jr., PSU
 Mar. 1 Kelly Mazzante, Sr., PSU

2004-05

Nov. 15 Jamie Broback, So., MICH
 Nov. 22 Natasha Bogdanova, Fr., PUR
 Nov. 29 Tabitha Pool, Sr., MICH
 Dec. 6 Lindsay Bowen, Jr., MSU
 Dec. 13 Cyndi Valentin, Jr., IND
 Dec. 20 Janel McCarville, Sr., MINN
 Crystal Smith, Jr., IOWA
 Dec. 27 Kristin Haynie, Sr., MSU
 Angelina Williams, Sr., ILL
 Jan. 3 Jessica Davenport, So., OSU
 Jan. 10 Jess Strom, Sr., PSU
 Jan. 17 Jessica Davenport, So., OSU
 Tanisha Wright, Sr., PSU
 Jan. 24 Janel McCarville, Sr., MINN
 Tanisha Wright, Sr., PSU

Jan. 31 Jessica Davenport, So., OSU
 Feb. 7 Janel McCarville, Sr., MINN
 Liz Shimek, Jr., MSU
 Feb. 14 Rene Haynes, So., MSU
 Feb. 21 Jessica Davenport, So., OSU
 Feb. 28 Jessica Davenport, So., OSU

2005-06

Nov. 14 Stephany Skrba, Fr., MICH
 Nov. 21 Liz Shimek, Sr., MSU
 Nov. 28 Crystal Smith, Sr., IOWA
 Dec. 5 Kameela Gissendanner, So., PSU
 Liz Shimek, Sr., MSU
 Dec. 12 Liz Shimek, Sr., MSU
 Dec. 19 Danyel Crutcher, So., ILL
 Dec. 26 Ta'Shia Walker, So., MICH
 Jan. 2 Aya Traore, Sr., PUR
 Jan. 9 Liz Shimek, Sr., MSU
 Jan. 16 Jessica Davenport, Jr., OSU
 Jan. 23 Jessica Davenport, Jr., OSU
 Jan. 30 Jamie Broback, Jr., MINN
 Feb. 6 Jessica Davenport, Jr., OSU
 Feb. 13 Aya Traore, Sr., PUR
 Cyndi Valentin, Sr., IND
 Feb. 20 Marscilla Packer, So., OSU
 Cyndi Valentin, Sr., IND
 Feb. 27 Jessica Davenport, Jr., OSU

2006-07

Nov. 13 Janese Banks, Jr., WIS
 Nov. 20 Katie Gearlds, Sr., PUR
 Nov. 27 Jessica Davenport, Sr., OSU
 Dec. 4 Allyssa DeHaan, Fr., MSU
 Dec. 11 Lindsay Wisdom-Hylton, Jr., PUR
 Dec. 18 Jolene Anderson, Jr., WIS
 Dec. 26 Katie Gearlds, Sr., PUR
 Jan. 2 Jessica Davenport, Sr., OSU
 Jan. 8 Jessica Davenport, Sr., OSU
 Jan. 15 Amanda Brown, Sr., PSU
 Jan. 22 Jessica Davenport, Sr., OSU
 Jan. 29 Amanda Brown, Sr., PSU
 Feb. 5 Star Allen, So., OSU
 Feb. 12 Jolene Anderson, Jr., WIS
 Feb. 19 Allyssa DeHaan, Fr., MSU
 Katie Gearlds, Sr., PUR
 Feb. 26 Jessica Davenport, Sr., OSU

2007-08

Nov. 12 Jenna Smith, So., ILL
 Nov. 19 Jantel Lavender, Fr., OSU
 Nov. 26 Jenna Smith, So., ILL
 Dec. 3 Allyssa DeHaan, So., MSU
 Jantel Lavender, Fr., OSU
 Dec. 10 Allyssa DeHaan, So., MSU
 Dec. 17 Tyra Grant, So., PSU
 Dec. 24 Jenna Smith, So., ILL
 Dec. 31 Leslie Knight, Sr., MINN
 Jan. 7 Mashea Williams, Jr., PSU
 Jan. 14 Jantel Lavender, Fr., OSU
 Jolene Anderson, Sr., WIS
 Jan. 21 Whitney Thomas, Jr., IND
 Jan. 28 Emily Fox, Jr., MINN
 Feb. 4 Jolene Anderson, Sr., WIS
 Feb. 11 Johanna Solverson, Sr., IOWA
 FahKara Malone, So., PUR
 Feb. 18 Allyssa DeHaan, So., MSU
 Feb. 25 Jolene Anderson, Sr., WIS
 March 3 Johanna Solverson, Sr., IOWA
 Jantel Lavender, Fr., OSU

BIG TEN WEEKLY HONOREES

2008-09

Nov. 18 Jantel Lavender, So., OSU
 Nov. 25 Jantel Lavender, So., OSU
 FahKara Malone, Jr., PUR
 Dec. 2 Amber Jackson, Sr., IND
 Lindsay Wisdom-Hylton, Sr., PUR
 Dec. 9 Katie Ohm, Jr., MINN
 Dec. 16 Stephany Skrba, Sr., MICH
 Dec. 23 Jantel Lavender, So., OSU
 Dec. 30 Danielle Campbell, Sr., PUR
 Jan. 6 Amy Jaeschke, So., NU
 Danielle Campbell, Sr., PUR
 Jan. 13 Lindsay Wisdom-Hylton, Sr., PUR
 Jan. 20 Kachine Alexander, So., IOWA
 Ashley Ellis-Milan, Jr., MINN
 Jan. 27 Jantel Lavender, So., OSU
 Tyra Grant, Jr., PSU
 Feb. 3 Kachine Alexander, So., IOWA
 Feb. 10 Lacey Simpson, Jr., ILL
 Feb. 17 Allyssa DeHaan, Jr., MSU
 Feb. 24 Star Allen, Sr., OSU
 March 3 Jantel Lavender, So., OSU

*NOTE: The Big Ten honored a Player and Freshman of the Week beginning with the 2009-10 season.
 P - Player of the Week; F - Freshman of the Week*

2009-10

Nov. 16 P: Kachine Alexander, Jr., IOWA
 P: Jantel Lavender, Jr., OSU
 F: Tayler Hill, OSU
 Nov. 23 P: Amy Jaeschke, Jr., NU
 P: Samantha Prahalis, So., OSU
 F: Karisma Penn, ILL
 Nov. 30 P: Jenna Smith, Sr., ILL
 F: Jaime Printy, IOWA
 Dec. 7 P: Jenna Smith, Sr., ILL
 P: Jantel Lavender, Jr., OSU
 F: Karisma Penn, ILL
 Dec. 14 P: Allyssa DeHaan, Sr., MSU
 F: Nikki Greene, PSU
 Dec. 21 P: Dayeesha Hollins, Fr., MICH
 F: Dayeesha Hollins, MICH
 Dec. 29 P: Jantel Lavender, Jr., OSU
 F: Kendall Hackney, NU
 Jan. 4 P: Jenna Smith, Sr., ILL
 F: Karisma Penn, ILL
 F: Jaime Printy, IOWA
 Jan. 11 P: Samantha Prahalis, So., OSU
 F: Taylor Wurtz, WIS
 Jan. 18 P: Samantha Prahalis, So., OSU
 F: Alex Bentley, PSU
 F: Taylor Wurtz, WIS
 Jan. 26 P: Amy Jaeschke, Jr., NU
 F: Jaime Printy, IOWA
 Feb. 1 P: Allyssa DeHaan, Sr., MSU
 F: Morgan Johnson, IOWA
 Feb. 8 P: Samantha Prahalis, So., OSU
 F: Kendall Hackney, NU
 Feb. 15 P: Kachine Alexander, Jr., IOWA
 F: Jaime Printy, IOWA
 Feb. 22 P: Beth Marshall, Jr., NU
 F: Marisa Wolfe, PSU
 March 1 P: Jantel Lavender, Jr., OSU
 F: Karisma Penn, ILL
 F: Dayeesha Hollins, MICH

2010-11

Nov. 15 P: Jantel Lavender, Sr., OSU
 F: Courtney Moses, PUR
 Nov. 22 P: Kachine Alexander, Sr., IOWA
 P: Amy Jaeschke, Sr., NU
 F: Maggie Lucas, PSU

Nov. 29 P: Jantel Lavender, Sr., OSU
 F: Alexis Burke, ILL
 F: Maggie Lucas, PSU
 Dec. 6 P: Lykendra Johnson, Jr., MSU
 P: Jantel Lavender, Sr., OSU
 F: Maggie Lucas, PSU
 Dec. 13 P: Amy Jaeschke, Sr., NU
 F: Maggie Lucas, PSU
 Dec. 20 P: Karisma Penn, So., ILL
 P: Amy Jaeschke, Sr., NU
 F: Maggie Lucas, PSU
 Dec. 27 P: Brittany Orban, Jr., NU
 F: Courtney Moses, PUR
 Jan. 3 P: Karisma Penn, So., ILL
 P: Jori Davis, Sr., IND
 F: Courtney Moses, PUR
 Jan. 10 P: Jantel Lavender, Sr., OSU
 F: Courtney Moses, PUR
 Jan. 17 P: Veronica Hicks, Sr., MICH
 F: Maggie Lucas, PSU
 Jan. 25 P: Lykendra Johnson, Jr., MSU
 F: Ashley Adams, OSU
 Jan. 31 P: Karisma Penn, So., ILL
 F: Kionna Kellogg, MINN
 Feb. 7 P: Amy Jaeschke, Sr., NU
 F: Maggie Lucas, PSU
 Feb. 14 P: Lykendra Johnson, Jr., MSU
 P: Jantel Lavender, Sr., OSU
 F: Ashley Adams, OSU
 Feb. 21 P: Kalisha Keane, Sr., MSU
 P: Jantel Lavender, Sr., OSU
 F: Courtney Moses, PUR
 Feb. 28 P: Jaime Printy, So., IOWA
 F: Maggie Lucas, PSU

2011-12

Nov. 14 P: Courtney Boylan, Sr., MICH
 F: Becca Mills, MSU
 Nov. 21 P: Lindsey Moore, Jr., NEB
 F: Karly Roser, NU
 Nov. 28 P: Samantha Prahalis, Sr., OSU
 F: Morgan Jones, NU
 Dec. 5 P: Tayler Hill, Jr., OSU
 F: Morgan Jones, NU
 Dec. 12 P: Jordan Hooper, So., NEB
 F: Rachel Banham, MINN
 Dec. 19 P: Morgan Johnson, Jr., IOWA
 F: Morgan Jones, NU
 Dec. 26 P: Jordan Hooper, So., NEB
 P: Tayler Hill, Jr., OSU
 F: Rachel Banham, MINN
 Jan. 2 P: Jordan Hooper, So., NEB
 F: Quaneisha McCarty, IND
 Jan. 9 P: Rachel Banham, Fr., MINN
 F: Rachel Banham, MINN
 Jan. 16 P: Brittany Rayburn, Sr., PUR
 F: Rachel Banham, MINN
 Jan. 23 P: Samantha Prahalis, Sr., OSU
 F: Emily Cady, NEB
 Jan. 31 P: Porschè Poole, Sr., MSU
 F: Rachel Banham, MINN
 Feb. 7 P: Samantha Prahalis, Sr., OSU
 F: Morgan Jones, NU
 Feb. 14 P: Karisma Penn, Jr., ILL
 P: Samantha Logic, Fr., IOWA
 F: Samantha Logic, IOWA
 Feb. 21 P: Maggie Lucas, So., PSU
 F: Samantha Logic, IOWA
 Feb. 28 P: Samantha Prahalis, Sr., OSU
 P: Samantha Logic, Fr., IOWA
 F: Samantha Logic, IOWA

2012-13

Nov. 12 P: Micaëlla Riché, Jr., MINN
 F: Lauren Douglas, NU
 Nov. 19 P: Morgan Johnson, Sr., IOWA
 F: Mikayla Bailey, MINN
 Nov. 26 P: Maggie Lucas, Jr., PSU
 F: Lauren Douglas, NU
 Dec. 3 P: KK Houser, Jr., PUR
 F: Maggie Lyon, NU
 Dec. 10 P: Rachel Banham, So., MINN
 P: Maggie Lucas, Jr., PSU
 F: Taylor Manuel, PUR
 F: Nicole Bauman, WIS
 Dec. 17 P: Aulani Sinclair, Sr., IND
 P: Jacki Gulczynski, So., WIS
 F: Nicole Bell, IND
 Dec. 24 P: Jordan Hooper, Jr., NEB
 F: Kayla Hirt, MINN
 Dec. 31 P: Karisma Penn, Sr., ILL
 F: Rachel Theriot, NEB
 Jan. 7 P: Karisma Penn, Sr., ILL
 F: Kayla Hirt, MINN
 Jan. 15 P: Sam Ostarello, Sr., PUR
 F: Ameryst Alston, OSU
 Jan. 22 P: Nikki Greene, Sr., PSU
 F: Rachel Theriot, NEB
 Jan. 29 P: Jaime Printy, Sr., IOWA
 F: Taylor Manuel, PUR
 Feb. 5 P: Jordan Hooper, Jr., NEB
 F: Rachel Theriot, NEB
 Feb. 12 P: Jordan Hooper, Jr., NEB
 P: Alex Bentley, Sr., PSU
 F: Maggie Lyon, NU
 Feb. 19 P: Jenny Ryan, Sr., MICH
 F: Maggie Lyon, NU
 Feb. 26 P: Maggie Lucas, Jr., PSU
 F: Maggie Lyon, NU
 March 4 P: Micaëlla Riché, Jr., MINN
 F: Ameryst Alston, OSU

2013-14

Nov. 12 P: Samantha Logic, Jr., IOWA
 F: Laryyn Brooks, IND
 F: Nia Coffey, NU
 Nov. 19 P: Amber Moore, Sr., ILL
 F: Aerial Powers, MSU
 Nov. 25 P: Amanda Zahui B., Fr., MINN
 F: Amanda Zahui B., MINN
 Dec. 2 P: Nia Coffey, Fr., NU
 F: Nia Coffey, NU
 Dec. 9 P: Amanda Zahui B., Fr., MINN
 F: Amanda Zahui B., MINN
 Dec. 16 P: Amber Moore, Sr., ILL
 F: Aerial Powers, MSU
 Dec. 23 P: Samantha Logic, Jr., IOWA
 F: Amanda Zahui B., MINN
 Dec. 31 P: Jordan Hooper, Sr., NEB
 P: Amanda Zahui B., MINN
 F: Amanda Zahui B., MINN
 Jan. 7 P: Taylor Wurtz, Sr., So., WIS
 F: Laryyn Brooks, IND
 Jan. 13 P: Ameryst Alston, So., OSU
 F: Aerial Powers, MSU
 Jan. 20 P: Rachel Theriot, So., NEB
 F: Siera Thompson, MICH
 Jan. 28 P: Maggie Lucas, Sr., PSU
 P: Liza Clemons, PUR
 F: Nia Coffey, NU
 Feb. 3 P: Jordan Hooper, Sr., NEB
 F: Aerial Powers, MSU
 Feb. 11 P: Samantha Logic, Jr., IOWA
 F: Amanda Zahui B., MINN
 Feb. 17 P: Cyessa Goree, Jr., MICH
 F: Amanda Zahui B., MINN

BIG TEN WEEKLY HONOREES

Feb. 25 P: Rachel Theriot, So., NEB
F: Tori Jankoska, MSU
March 3 P: Amanda Zahui B., Fr., MINN
F: Amanda Zahui B., MINN

2014-15

Nov. 17 P: Ameryst Alston, Jr., OSU
F: Tyra Buss, IND
Nov. 24 P: Shae Kelley, Sr., MINN
F: Chatrice White, ILL
F: Tyra Buss, IND
Dec. 1 P: Nia Coffey, So., NU
F: Kelsey Mitchell, OSU
Dec. 8 P: Betnijah Laney, Sr., RU
F: Chatrice White, ILL
Dec. 16 P: Emily Cady, Sr., NEB
F: Alexa Hart, OSU
Dec. 23 P: Kelsey Mitchell, Fr., OSU
F: Kelsey Mitchell, OSU
Dec. 30 P: Amanda Zahui B., So., MINN
F: Lindsey Spann, PSU
Jan. 5 P: Amanda Zahui B., So., MINN
F: Kelsey Mitchell, OSU
Jan. 12 P: Ashley Deary, So., NU
P: Betnijah Laney, Sr., RU
F: Chatrice White, ILL
Jan. 19 P: Shae Kelley, Sr., MINN
F: Kelsey Mitchell, OSU
Jan. 26 P: Kelsey Mitchell, Fr., OSU
F: Kelsey Mitchell, OSU
Feb. 2 P: Tori Jankoska, So., MSU
P: Amanda Zahui B., So., MINN
F: Kelsey Mitchell, OSU
Feb. 9 P: Betnijah Laney, Sr., RU
F: Charlie Wagner, MINN
Feb. 16 P: Shae Kelley, Sr., MINN
F: Charlie Wagner, MINN
Feb. 24 P: Amanda Zahui B., So., MINN
F: Alexa Hart, OSU
March 2 P: Samantha Logic, Sr., IOWA
F: Kelsey Mitchell, OSU

2015-16

Nov. 16 P: Mikayla Bailey, Sr., MINN
P: Kahleah Copper, Sr., RU
F: Jessica Shepard, NEB
Nov. 23 P: Ashley Deary, Jr., NU
F: Cierra Rice, ILL
F: Jessica Shepard, NEB
Nov. 30 P: Kelsey Mitchell, So., OSU
F: Hallie Thome, MICH
Dec. 7 P: Shatori Walker-Kimbrough, Jr., MD
F: Cierra Rice, ILL
F: Jessica Shepard, NEB
Dec. 14 P: Rachel Banham, Sr., MINN
F: Alex Wittinger, ILL
Dec. 21 P: Jessica Shepard, Fr., NEB
F: Jessica Shepard, NEB
Dec. 28 P: Tori Jankoska, Jr., MSU
F: Jessica Shepard, NEB
Jan. 4 P: Kelsey Mitchell, So., OSU
F: Teniya Page, PSU
Jan. 11 P: Katelynn Flaherty, So., MICH
F: Jessica Shepard, NEB
Jan. 18 P: Tyra Buss, So., IND
F: Jessica Shepard, NEB
Jan. 25 P: Jessica Shepard, Fr., NEB
F: Jessica Shepard, NEB
Feb. 1 P: Aerial Powers, Jr., MSU
F: Alex Wittinger, ILL
Feb. 8 P: Rachel Banham, Sr., MINN
F: Jessica Shepard, NEB
Feb. 15 P: Ameryst Alston, Sr., OSU
F: Jessica Shepard, NEB

Feb. 22 P: Aerial Powers, Jr., MSU
F: Rachel Banham, Sr., MINN
F: Megan Gustafson, IOWA
Feb. 29 P: Shatori Walker-Kimbrough, Jr., MD
F: Dominique McBryde, PUR

2016-17

Nov. 14 P: Megan Gustafson, So., IOWA
F: Kysre Gondrezick, MICH
Nov. 21 P: Teniya Page, So., PSU
F: Destiny Slocum, MD
Nov. 28 P: Nia Coffey, Sr., NU
F: Dominique Oden, PUR
Dec. 5 P: Nia Coffey, Sr., NU
P: Teniya Page, So., PSU
F: Gadiva Hubbard, MINN
Dec. 12 P: Brionna Jones, Sr., MD
F: Tori McCoy, OSU
Dec. 19 P: Teniya Page, So., PSU
F: Dominique Oden, PUR
Dec. 26 P: Amanda Cahill, Sr., IND
F: Kysre Gondrezick, MICH
Jan. 2 P: Brionna Jones, Sr., MD
P: Hallie Thome, So., MICH
F: Victoria Gaines, MSU
Jan. 9 P: Kelsey Mitchell, Jr., OSU
F: Petra Holešínková, ILL
Jan. 16 P: Brionna Jones, Sr., MD
F: Kysre Gondrezick, MICH
Jan. 23 P: Brionna Jones, Sr., MD
P: Kelsey Mitchell, Jr., OSU
F: Kaila Charles, MD
Jan. 30 P: Kysre Gondrezick, Fr., MICH
F: Kysre Gondrezick, MICH
Feb. 6 P: Kelsey Mitchell, Jr., OSU
F: Kysre Gondrezick, MICH
Feb. 13 P: Shatori Walker-Kimbrough, Sr., MD
F: Makenzie Meyer, IOWA
Feb. 20 P: Tori Jankoska, Sr., MSU
F: Hannah Whitish, NEB
F: Ae'Rianna Harris, PUR
Feb. 27 P: Kelsey Mitchell, Jr., OSU
F: Kysre Gondrezick, MICH

2017-18

Nov. 13 P: Megan Gustafson, Jr., IOWA
F: Kate Cain, NEB
F: Karissa McLaughlin, PUR
Nov. 20 P: Kenisha Bell, Jr., MINN
P: Ae'Rianna Harris, So., PUR
F: Destiny Pitts, MINN
Nov. 27 P: Kelsey Mitchell, Sr., OSU
F: Destiny Pitts, MINN
Dec. 4 P: Megan Gustafson, Jr., IOWA
F: Kate Cain, NEB
Dec. 11 P: Hannah Whitish, So., NEB
F: Kate Cain, NEB
Dec. 18 P: Megan Gustafson, Jr., IOWA
P: Kelsey Mitchell, Sr., OSU
F: Destiny Pitts, MINN
Dec. 26 P: Megan Gustafson, Jr., IOWA
F: Kate Cain, NEB
Jan. 2 P: Megan Gustafson, Jr., IOWA
F: Destiny Pitts, MINN
Jan. 8 P: Kelsey Mitchell, Sr., OSU
F: Destiny Pitts, MINN
Jan. 15 P: Megan Gustafson, Jr., IOWA
P: Taryn McCutcheon, So., MSU
F: Hailey Brown, MICH
Jan. 22 P: Katelynn Flaherty, Sr., MICH
P: Kenisha Bell, Jr., MINN
F: Jaelynn Penn, IND
Jan. 29 P: Kaila Charles, So., MD
F: Jaelynn Penn, IND
Feb. 5 P: Megan Gustafson, Jr., IOWA

F: Lindsey Pulliam, NU
Feb. 12 P: Megan Gustafson, Jr., IOWA
F: Destiny Pitts, MINN
Feb. 19 P: Charlie Wagner, Sr., MINN
P: Kelsey Mitchell, Sr., OSU
F: Destiny Pitts, MINN
Feb. 26 P: Megan Gustafson, Jr., IOWA
F: Lindsey Pulliam, NU

2018-19

Nov. 12 P: Megan Gustafson, Sr., IOWA
F: Shakira Austin, MD
Nov. 19 P: Megan Gustafson, Sr., IOWA
F: Shakira Austin, MD
Nov. 26 P: Megan Gustafson, Sr., IOWA
F: Imani Lewis, WIS
Dec. 3 P: Megan Gustafson, Sr., IOWA
F: Dorka Juhász, OSU
Dec. 10 P: Jenna Allen, Sr., MSU
F: Naz Hillmon, MICH
Dec. 17 P: Megan Gustafson, Sr., IOWA
F: Shakira Austin, MD
F: Naz Hillmon, MICH
Dec. 24 P: Megan Gustafson, Sr., IOWA
F: Shakira Austin, MD
Dec. 31 P: Jenna Allen, Sr., MSU
F: Nia Clouden, MSU
Jan. 7 P: Megan Gustafson, Sr., IOWA
F: Leigha Brown, NEB
Jan. 14 P: Hallie Thome, Sr., MICH
F: Shakira Austin, MD
Jan. 21 P: Megan Gustafson, Sr., IOWA
F: Naz Hillmon, MICH
Jan. 28 P: Megan Gustafson, Sr., IOWA
F: Taylor Mikesell, MD
Feb. 4 P: Megan Gustafson, Sr., IOWA
F: Naz Hillmon, MICH
F: Sam Haiby, NEB
Feb. 11 P: Megan Gustafson, Sr., IOWA
F: Naz Hillmon, MICH
Feb. 18 P: Megan Gustafson, Sr., IOWA
F: Dorka Juhász, OSU
Feb. 25 P: Kaila Charles, Jr., MD
F: Naz Hillmon, MICH
March 4 P: Megan Gustafson, Sr., IOWA
F: Taylor Mikesell, MD

2019-20

Nov. 11 P: Arella Guirantes, Jr., RU
F: Mackenzie Holmes, IND
Nov. 18 P: Nia Clouden, So., MSU
F: Ashley Owusu, MD
Nov. 25 P: Grace Berger, So., IND
F: Ashley Owusu, MD
Dec. 2 P: Arella Guirantes, Jr., RU
F: Sara Scalia, MINN
Dec. 9 P: Taiye Bello, Sr., MINN
P: Kamaria McDaniel, Jr., PSU
F: Kierstan Bell, OSU
Dec. 16 P: Destiny Pitts, Jr., MINN
F: Kennedy Myles, ILL
Dec. 23 P: Dorka Juhász, So., OSU
F: Jacy Sheldon, OSU
Dec. 30 P: Kaila Charles, Sr., MD
F: Mackenzie Holmes, IND
Jan. 6 P: Kathleen Doyle, Sr., IOWA
F: Kierstan Bell, OSU
Jan. 13 P: Kathleen Doyle, Sr., IOWA
F: Kierstan Bell, OSU
Jan. 20 P: Abi Scheid, Sr., NU
F: Mackenzie Holmes, IND
F: Sara Scalia, MINN
Jan. 27 P: Ae'Rianna Harris, Sr., PUR
F: McKenna Warnock, IOWA
Feb. 3 P: Naz Hillmon, So., MICH

BIG TEN WEEKLY HONOREES

F: Jasmine Powell, MINN
 F: Sydney Hilliard, WIS
 Feb. 10 P: Kaila Charles, Sr., MD
 F: Ashley Owusu, MD
 Feb. 17 P: Stephanie Jones, Sr., MD
 F: Madison Greene, OSU
 Feb. 24 P: Lindsey Pulliam, Jr., NU
 F: Jasmine Powell, MINN
 March 2 P: Ali Patberg, Jr., IND
 F: Ashley Owusu, MD

2020-21

Nov. 30 P: Naz Hillmon, Jr., MICH
 F: Caitlin Clark, IOWA
 F: Angel Reese, MD
 Dec. 7 P: Caitlin Clark, Fr., IOWA
 F: Caitlin Clark, IOWA
 Dec. 14 P: Caitlin Clark, Fr., IOWA
 F: Caitlin Clark, IOWA
 Dec. 21 P: Arella Guirantes, Sr., RU
 F: Diamond Johnson, RU
 Dec. 28 P: Caitlin Clark, Fr., IOWA
 P: Arella Guirantes, Sr., RU
 F: Caitlin Clark, IOWA
 Jan. 4 P: Leigha Brown, Jr., MICH
 F: Caitlin Clark, IOWA
 Jan. 11 P: Naz Hillmon, Jr., MICH
 F: Caitlin Clark, IOWA
 Jan. 18 P: Kate Cain, Sr., NEB
 F: Caitlin Clark, IOWA
 Jan. 25 P: Naz Hillmon, Jr., MICH
 F: Madison Layden, PUR
 Feb. 1 P: Monika Czinano, Jr., IOWA
 F: Caitlin Clark, IOWA
 Feb. 8 P: Johnasia Cash, Sr., PSU
 F: Caitlin Clark, IOWA
 Feb. 15 P: Caitlin Clark, Fr., IOWA
 P: Imani Lewis, Jr., WIS
 F: Caitlin Clark, IOWA
 Feb. 22 P: Isabelle Bourne, So., NEB
 F: Caitlin Clark, IOWA
 March 1 P: Caitlin Clark, Fr., IOWA
 F: Caitlin Clark, IOWA
 March 7 P: Mackenzie Holmes, So., F, IND
 F: Caitlin Clark, IOWA

2021-22

Nov. 15 P: Mackenzie Holmes, Jr., IND
 F: DeeDee Hagemann, MSU
 Nov. 22 P: Ashley Owusu, Jr., MD
 P: Makenna Marisa, Jr., PSU
 F: Shyanne Sellers, MD
 Nov. 29 P: Naz Hillmon, Sr., MICH
 F: Alexis Markowski, NEB
 Dec. 6 P: Caitlin Clark, So., IOWA
 F: Alanna Micheaux, MINN
 Dec. 13 P: Mackenzie Holmes, Jr., IND
 F: Matilda Ekh, MSU
 Dec. 20 P: Sara Scalia, Jr., MINN
 F: Laila Phelia, MICH
 F: Alexis Markowski, NEB
 Dec. 27 P: Nia Clouden, Sr., MSU
 F: Shyanne Sellers, MD
 Jan. 3 P: Caitlin Clark, So., IOWA
 P: Naz Hillmon, Sr., MICH
 F: Addison O'Grady, IOWA
 Jan. 10 P: Caitlin Clark, So., IOWA
 F: Alexis Markowski, NEB
 Jan. 17 P: Caitlin Clark, So., IOWA
 P: Jacy Sheldon, Jr., OSU
 F: Alexis Markowski, NEB
 Jan. 24 P: Caitlin Clark, So., IOWA
 F: Matilda Ekh, MSU
 Jan. 31 P: Naz Hillmon, Sr., MICH
 F: Alexis Markowski, NEB
 Feb. 7 P: Caitlin Clark, So., IOWA

F: Laila Phelia, MICH
 F: Alexis Markowski, NEB
 Feb. 14 P: Grace Berger, Sr., IND
 F: Jillian Brown, NU
 Feb. 21 P: Naz Hillmon, Sr., MICH
 F: Matilda Ekh, MSU
 F: Alexis Markowski, NEB
 Feb. 28 P: Caitlin Clark, So., IOWA
 F: Alexis Markowski, NEB

2022-23

Nov. 14 P: Monika Czinano, 5th-Yr., IOWA
 F: Mara Braun, MINN
 Nov. 21 P: Diamond Miller, Sr., MD
 F: Mallory Heyer, MINN
 F: Serah Williams, WIS
 Nov. 28 P: Mackenzie Holmes, Sr., IND
 F: Yarden Garzon, IND
 Dec. 5 P: Caitlin Clark, Jr., IOWA
 F: Mara Braun, MINN
 Dec. 12 P: Caitlin Clark, Jr., IOWA
 F: Cotie McMahon, OSU
 Dec. 19 P: Alexis Markowski, So., NEB
 F: Cotie McMahon, OSU
 F: Kaylene Smikle, RU
 Dec. 27 P: Genesis Bryant, Jr., ILL
 P: Leigha Brown, 5th-Yr., MICH
 F: Cotie McMahon, OSU
 Jan. 2 P: Genesis Bryant, Jr., ILL
 P: Mackenzie Holmes, Sr., IND
 F: Cotie McMahon, OSU
 Jan. 9 P: Taylor Mikesell, 5th-Yr., OSU
 F: Kaylene Smikle, RU
 Jan. 17 P: Caitlin Clark, Jr., IOWA
 F: Yarden Garzon, IND
 Jan. 23 P: Shyanne Sellers, So., MD
 F: Kaylene Smikle, RU
 Jan. 30 P: Mackenzie Holmes, Sr., IND
 P: Caitlin Clark, Jr., IOWA
 F: Yarden Garzon, IND
 Feb. 6 P: Caitlin Clark, Jr., IOWA
 F: Serah Williams, WIS
 Feb. 13 P: Diamond Miller, Sr., MD
 F: Cotie McMahon, OSU
 Feb. 20 P: Mackenzie Holmes, Sr., IND
 F: Cotie McMahon, OSU
 Feb. 27 P: Caitlin Clark, Jr., IOWA
 F: Serah Williams, WIS

2023-24

Nov. 13 P: Caitlin Clark, Sr., IOWA
 F: Natalie Potts, NEB
 Nov. 20 P: Sara Scalia, 5th-Yr., IND
 F: Rashunda Jones, PUR
 Nov. 27 P: Caitlin Clark, Sr., IOWA
 F: Natalie Potts, NEB
 Dec. 4 P: Celeste Taylor, Gr., OSU
 F: Grace Grocholski, MINN
 Dec. 11 P: Caitlin Clark, Sr., IOWA
 F: Natalie Potts, NEB
 Dec. 18 P: Caitlin Clark, Sr., IOWA
 F: D'Yanis Jimenez, WIS
 Jan. 2 P: Caitlin Clark, Sr., IOWA
 F: Mary Ashley Stevenson, PUR
 Jan. 8 P: Caitlin Clark, Sr., IOWA
 F: Natalie Potts, NEB
 Jan. 15 P: Caitlin Clark, Sr., IOWA
 F: Natalie Potts, NEB
 Jan. 22 P: Cotie McMahon, So., OSU
 F: Grace Grocholski, MINN
 Jan. 29 P: Serah Williams, So., WIS
 F: Tessa Grady, WIS

Feb. 5 P: Caitlin Clark, Sr., IOWA
 F: Jillian Huerter, RU
 Feb. 12 P: Jaz Shelley, Gr., NEB
 F: Natalie Potts, NEB
 F: Mary Ashley Stevenson, PUR
 Feb. 19 P: Caitlin Clark, Sr., IOWA
 F: Grace Grocholski, MINN
 Feb. 26 P: Caitlin Clark, Sr., IOWA
 F: Natalie Potts, NEB
 March 4 P: Caitlin Clark, Sr., IOWA
 F: Natalie Potts, NEB

MOST PLAYER OF THE WEEK SELECTIONS

SINGLE SEASON

13	Megan Gustafson, IOWA	2018-19
11	Caitlin Clark, IOWA	2023-24
9	Megan Gustafson, IOWA	2017-18
7	Caitlin Clark, IOWA	2021-22
6	Jantel Lavender, OSU	2010-11
	Caitlin Clark, IOWA	2022-23
5	Lindsay Whalen, MINN	2001-02
	Kelly Mazzante, PSU	2002-03
	Kelly Mazzante, PSU	2003-04
	Jessica Davenport, OSU	2004-05
	Jessica Davenport, OSU	2006-07
	Jantel Lavender, OSU	2008-09
	Caitlin Clark, IOWA*	2020-21

* - as a freshman

CAREER

29	Caitlin Clark, IOWA	2020-24
23	Megan Gustafson, IOWA	2016-19
19	Jantel Lavender, OSU	2008-11
17	Kelly Mazzante, PSU	2001-04
14	Jessica Davenport, OSU	2004-07
12	Kelsey Mitchell, OSU	2015-18
9	Lindsay Whalen, MINN	2001-04
8	Carol Ann Shudlick, MINN	1991-94
	Allyssa DeHaan, MSU	2007-10
	Samantha Prahalis, OSU	2008-12
	Jordan Hooper, NEB	2012-14
	Amanda Zahui, B., MINN	2014-15
	Naz Hillmon, MICH	2018-22

MOST FRESHMAN OF THE WEEK SELECTIONS

SINGLE SEASON

13	Caitlin Clark, IOWA	2020-21
10	Jessica Shepard, NEB	2015-16
8	Maggie Lucas, PSU	2010-11
	Alexis Markowski, NEB	2021-22
	Natalie Potts, NEB	2023-24
7	Amanda Zahui B., MINN	2013-14
	Kelsey Mitchell, OSU	2014-15
	Destiny Pitts, MINN	2017-18
6	Courtney Moses, PUR	2010-11
	Kysre Gondrezick, MICH	2016-17
	Naz Hillmon, MICH	2018-19
	Cotie McMahon, OSU	2022-23

ACADEMIC ALL-BIG TEN

1985-86 (5 Selections)

Lisa Becker, IOWA; Kelly Belanger, Julie Polakowski, MICHIGAN STATE; Molly Tadich, MINNESOTA; Erin Doelling, PURDUE.

1986-87 (5)

Karna Abram, INDIANA; Lisa Becker, IOWA; Molly Tadich, MINNESOTA; Joanne Palombo, NORTHWESTERN; Sharon Versyp, PURDUE.

1987-88 (15)

Nancy Cowan, Ann Mooney, INDIANA; Jody Ratigan, Jolynn Schneider, IOWA; Tanya Powell, MICHIGAN; Sue Forsyth, MICHIGAN STATE; Juanita Boehland, Cindy Bradley, Beth Hufford, MINNESOTA; Laura Arnold, Carrie Lawless, NORTHWESTERN; Lisa Jahner, Christa LaCroix, Jill Sauer, Sharon Versyp, PURDUE.

1988-89 (16)

Ann Mooney, INDIANA; Felicia Hall, Jody Ratigan, IOWA; Mary Rosowski, MICHIGAN; Sue Forsyth, Eileen Shea, MICHIGAN STATE; Cindy Bradley, Juanita Boehland, MINNESOTA; Carrie Lawless, Jeanine Wasielewski, NORTHWESTERN; Cheryl Perozek, OHIO STATE; Anne Kvachkoff, Jill Sauer, PURDUE; Kay Frederickson, Kim Frederickson, Lisa Lawrence, WISCONSIN.

1989-90 (13)

Kate Riley, ILLINOIS; Becky Shrigley, Trisha Waugh, Jody Ratigan, IOWA; Eileen Shea, MICHIGAN STATE; Kelly Cole, Jeanine Wasielewski, NORTHWESTERN; Cheryl Perozek, OHIO STATE; Jane Calhoun, PURDUE; Amy Bauer, Kay Frederickson, Kim Frederickson, Lisa Lawrence, WISCONSIN.

1990-91 (21)

Jill Estey, Kate Riley, ILLINOIS; Courtney Cox, INDIANA; Trisha Waugh, IOWA; Jennifer Nuanes, MICHIGAN; Eileen Shea, Marie Williams, MICHIGAN STATE; Kelly Cole, Nancy Kennelly, Jeanine Wasielewski, Tracey Williams, NORTHWESTERN; Cheryl Perozek, OHIO STATE; Jane Calhoun, Tricia Cullop, PURDUE; Amy Bauer, Kay Frederickson, Kim Frederickson, Michele Kozelka, Lisa Lawrence, Peggy Shreve, Jen Waterman, WISCONSIN.

1991-92 (22)

Tonya Booker, Cindy Dilger, Jill Estey, Vicki Klinger, Kate Riley, ILLINOIS; Jenny Davis, INDIANA; Becky Shrigley, IOWA; Rhonda Jokisch, MICHIGAN; Debbie Stevens, Marie Williams, MICHIGAN STATE; Jenny Dillon, Carol Ann Shudlick, MINNESOTA; Donna Groh, Moira Kennelly, Melissa Smith, NORTHWESTERN; Jane Calhoun, Tricia Cullop, MaChelle Joseph, PURDUE; Michele Kozelka, Jen Waterman, Dolly Rademaker, Peggy Shreve, WISCONSIN.

1992-93 (32)

Tonya Booker, Cindy Dilger, Jill Estey, Vicki Klinger, ILLINOIS; Jenny Davis, Carrie Mount, INDIANA; Trish Andrew, Sherell Stanley, Carrie Stewart, MICHIGAN; Becky McMaster, Christine Powers, Debbie Stevens, MICHIGAN STATE; Lori Lawler, Shannon Loeblein, Carol Ann Shudlick, MINNESOTA; Patricia Babcock, Kellie Cook, Donna Groh, Maureen Holohan, Moira Kennelly, Nancy Kennelly, Melissa Smith, NORTHWESTERN; Erin Ingwersen, Alysiah Bond, OHIO STATE; Jenny Kretchmar, Missy Masley, Jennifer Reimers, PENN STATE; Tricia Cullop, Cindy Lamping, PURDUE; Peggy Shreve, Dolly Rademaker, Jen Waterman, WISCONSIN.

1993-94 (25)

Tonya Booker, Vicki Klingler, Aimee Smith, ILLINOIS; Lisa Furlin, Karen Redenbaugh, Emma Urzua, INDIANA; Karen Clayton, IOWA; Becky McMaster, Chris Powers, MICHIGAN STATE; Lori Lawler, Shannon Loeblein, Carol Ann Shudlick, MINNESOTA; Patricia Babcock, Maureen Holohan, Moira Kennelly, Michele Ratay, NORTHWESTERN; Kelly Fergus, Erin Ingwersen, Katherine Smith, OHIO STATE; Kim Calhoun, Melissa Masley, Jen Reimers, PENN STATE; Cindy Lamping, PURDUE; Dolly Rademaker, Tracy Winkler, WISCONSIN.

1994-95 (25)

Aimee Smith, ILLINOIS; Lisa Furlin, Karen Redenbaugh, Emma Urzua, Tatjana Vesel, INDIANA; Karen Clayton, Susan Koering, IOWA; Jennifer Brzezinski, MICHIGAN; Tanya Place, Chris Powers, MICHIGAN STATE; Lori Lawler, Shannon Loeblein, Kelly McNulty, Tonia Nelson, MINNESOTA; Maureen Holohan, Michele Ratay, NORTHWESTERN; Erin Ingwersen, Katie Smith, OHIO STATE; Melissa Masley, Jen Reimers, PENN STATE; Cindy Lamping, Nicki Taggart, PURDUE; Karie Cattanach, Katie Voigt, Tracy Winkler, WISCONSIN.

1995-96 (29)

Aimee Smith, ILLINOIS; Quacy Barnes, Lisa Furlin, Tatjana Vesel, INDIANA; Karen Clayton, Tiffany Gooden, Susan Koering, Shannon Perry, IOWA; Jennifer Brzezinski, Jennifer Kiefer, Kelly McEnhill, Shauna Sikorski, MICHIGAN; Bella Engen, MICHIGAN STATE; Jaime Ellis, Kelly McNulty, Sarah Schieber, Kay Schmidt, MINNESOTA; Lisa Byington, Amber DeWall, Michele Ratay, Candace Wrenn, NORTHWESTERN; Kelly Fergus, Katie Smith, OHIO STATE; Michele VanGorp, PURDUE; Michele Burkholder, Karie Cattanach, Stacy Riemer, Katie Voigt, Tracy Winkler, WISCONSIN.

1996-97 (36)

Bonny Apsey, Aimee Smith, Sara Vandertop, ILLINOIS; Kristi Green, Kristin Miller, Tatjana Vesel, INDIANA; Tiffany Gooden, Amy Herrig, Susan Koering, Shannon Perry, IOWA; Jennifer Kiefer, Anne Pogliits, Shauna Sikorski, MICHIGAN; Pernille Dalgaard, MICHIGAN STATE; Jaime Ellis, Angie Iverson, Sarah Klun, Sonja Robinson, MINNESOTA; Lisa Byington, Amber DeWall, Kristina Divjak, Anne Giblin, Katrina Hannaford, Michele Ratay, NORTHWESTERN; Roslyn Barker, OHIO STATE; Stacey Brewer, Jamie Parsons, Christine Portland, PENN STATE; Barbie Baxter, Amy Shaffer, Stephanie White, PURDUE; Michele Burkholder, Jenny Rhodes, Emily Richter, Stacy Riemer, Amy Wiersma, WISCONSIN.

1997-98 (31)

Kelly Dexter, Sara Vandertop, ILLINOIS; Kristi Green, Kristin Miller, INDIANA; Tiffany Gooden, Amy Herrig, Sarah Larson, Shannon Perry, IOWA; Pernille Dalgaard, Bella Engen, Whitney Winberg, MICHIGAN STATE; Angie Iverson, Sarah Klun, Erin Olson, Sonja Robinson, Sarah Schieber, MINNESOTA; Lisa Byington, Megan Chawansky, Amber DeWall, Kristina Divjak, Leslie Schock, NORTHWESTERN; Andrea Ganer, Jamie Parsons, Christine Portland, PENN STATE; Danielle Bird, Amy Shaffer, Stephanie White, PURDUE; Michele Burkholder, Emily Richter, Katie Voigt, Amy Wiersma, WISCONSIN.

1998-99 (31)

Lisa Guarneri, ILLINOIS; Kristi Green, Kristin Miller, INDIANA; Cara Consuegra, Amy Herrig, Randi Peterson, IOWA; Becky Cummings, Pernille Dalgaard, Christie Pung, MICHIGAN STATE; Sonja Robinson, MINNESOTA; Megan Chawansky, Anne Giblin, Leslie Schock, NORTHWESTERN; Megan McCabe, Michaela Moua, Amanda Stanhope, OHIO STATE; Andrea Garner, Marisa Graby, Christine Portland, Lisa Shepherd, Maren Walseth, PENN STATE; Danielle Bird, Camille Cooper, Candi Crawford, Katie Douglas, Michelle Duhart, Amy Shaffer, Stephanie White-McCarty, Tiffany Young, PURDUE; Judy Ebeling, Amy Wiersma, WISCONSIN.

1999-00 (35)

Kylie Martin, Melissa Parker, ILLINOIS; Heather Cassady, INDIANA; Cara Consuegra, Lindsey Meder, Randi Peterson, Laura Podolak, IOWA; Alison Miller, Anne Thorius, MICHIGAN; Becky Cummings, Christie Pung, Abby Salscheider, MICHIGAN STATE; Erin Olson, MINNESOTA; Leslie Schock, Kristina Divjak, Sara Jurek, NORTHWESTERN; Courtney Bale, Laura Ingham, Michaela Moua, Lauren Shenk, Amanda Stanhope, OHIO STATE; Andrea Garner, Marissa Graby, Lisa Shepherd, Maren Walseth, PENN STATE; Danielle Bird, Camille Cooper, Candi Crawford, Katie Douglas, Michelle Duhart, Kelly Komara, Mo-nique Langston, PURDUE; Missy Konieczny, Judy Ebeling, Erin Schmidt, WISCONSIN.

2000-01 (34)

Shavonna Hunter, ILLINOIS; Heather Cassady, INDIANA; Cara Consuegra, Leah Magner, Lindsey Meder, Randi Peterson, IOWA; LeeAnn Bies, Anne Thorius, MICHIGAN; Jennifer Callier, Becky Cummings, Christie Pung, Maria Recker, Abby Salscheider, MICHIGAN STATE; Lindsay Lieser, MINNESOTA; Chala Holland, Natalie Will, NORTHWESTERN; Courtney Bale, Lauren Shenk, Amanda Stanhope, Dana Stearns, OHIO STATE; Christine Falcone, Ashley Luke, Lisa Shepherd, Maren Walseth, PENN STATE; Camille Cooper, Candi Crawford, Katie Douglas, Kelly Komara, Mo-nique Langston, PURDUE; Kyle Black, Judy Ebeling, Leah Hefte, Jessica Liegel, Kristi Seeger, Jessie Stomski, WISCONSIN.

ACADEMIC ALL-BIG TEN

2001-02 (34)

Allison Guth, Karen Hagberg, Shavonna Hunter, Holly Wilson, ILLINOIS; Heather Cassady, INDIANA; Kristin Faulkner, Jennie Lillis, Leah Magner, Rebecca McCann, Lindsey Meder, IOWA; LeeAnn Bies, MICHIGAN; Maria Recker, Abby Salscheider, MICHIGAN STATE; Kadidja Andersson, Lindsay Lieser, Corrin Von Wald, Lindsay Whalen, MINNESOTA; Natalie Will, NORTHWESTERN; Emily Haynam, Lauren Shenk, OHIO STATE; Jennifer Brenden, Jessica Brungo, Kelly Mazzante, PENN STATE; Beth Jones, Kelly Komara, Laura Meadows, Crystal Vander Plaats, PURDUE; Emily Ashbaugh, Kyle Black, Leak Hefte, Jessica Liegel, Kristi Seeger, Abby Simmons, Jessie Stomski, WISCONSIN.

2002-03 (41)

Karen Hagberg, Jeré Issenmann, Brett Leonard, ILLINOIS; Khisha Asubuhi, LeeAnn Stephenson, INDIANA; Jenna Armstrong, April Calhoun, Jamie Cavey, Kristi Faulkner, Jennie Lillis, Rebecca McCann, IOWA; LeeAnn Bies, BreAnne McPhilamy, MICHIGAN; Jennifer Callier, Kristin Haynie, Kelli Roehrig, MICHIGAN STATE; Kadidja Andersson, Lindsay Lieser, Corrin Von Wald, Lindsay Whalen, MINNESOTA; Emily Butler, Leslie Dolland, Sarah Kwasinski, Maria McCarthy, Samantha McComb, Natalie Will, NORTHWESTERN; Emily Haynam, Caitly Matter, DiDi Reynolds, OHIO STATE; Jennifer Brenden, Jessica Brungo, Melanie Croser, Kelly Mazzante, Tanisha Wright, PENN STATE; Beth Jones, PURDUE; Emily Ashbaugh, Ebba Gebisa, Leah Hefte, Jessica Liegel, Kristi Seeger, Abby Simmons, WISCONSIN.

2003-04 (47)

Maggie Acuna, Jeré Issenmann, ILLINOIS; Kali Kullberg, INDIANA; Jenna Armstrong, Jamie Cavey, Kristi Faulkner, Morgan Kasperek, Jennie Lillis, Becca McCann, Tiffany Reedy, Lindsay Richards, IOWA; Rachael Carney, Sierra Hauser-Price, BreAnne McPhilamy, MICHIGAN; Lindsay Bowen, Kristin Haynie, Candice Jackson, Kelli Roehrig, Liz Shimek, MICHIGAN STATE; Kadidja Andersson, Shannon Bolden, Christina Collison, Shannon Shonrock, Lindsay Whalen, MINNESOTA; Melissa Culver, Sarah Kwasinski, Maria McCarthy, Samantha McComb, NORTHWESTERN; Candace Dark, Emily Haynam, Caitly Matter, OHIO STATE; Jennifer Brenden, Jessica Brungo, Melanie Croser, Kelly Mazzante, Ashli Schwab, Tanisha Wright, PENN STATE; Hannah Anderson, Carol Duncan, Beth Jones, PURDUE; Emily Ashbaugh, Ebba Gebisa, Margaret Gilmartin, Annie Nelson, Erin Olson, Abby Simmons, Jordan Wilson, WISCONSIN.

2004-05 (43)

Maggie Acuna, Jeré Issenmann, Erin Wigley, ILLINOIS; Jamey Chapman, Kali Kullberg, INDIANA; Jamie Cavey, Morgan Kasperek, Tiffany Reedy, IOWA; BreAnne McPhilamy, MICHIGAN; Lindsay Bowen, Katrina Grantham, Kristin Haynie, Victoria Lucas-Perry, Kelli Roehrig, Liz Shimek, MICHIGAN STATE; Katie Alsdurf, Shannon Bolden, April Calhoun, Christina Collison, Hanna Garry, Shannon Shonrock, Liz Podominick, Kelly Roysland, MINNESOTA; Melissa Culyer, A.J. Glasauer, Sarah Kwasinski, Samantha McComb, NORTHWESTERN; Tia Battle, Stephanie Blanton, Candace Dark, Jessica Davenport, Caitly Matter, OHIO STATE; Jennifer Brenden, Amanda Brown, Ashli Schwab, Jessica Strom, Tanisha Wright, PENN STATE; Hannah Anderson, Carol Duncan, PURDUE; Kiersten Bakke, Ebba Gebisa, Annie Nelson, Jordan Wilson, WISCONSIN.

2005-06 (43)

Maggie Acuna, Stephanie Chelleen, Erin Wigley, ILLINOIS; Leah Enterline, Kali Kullberg, INDIANA; Jenee Graham, Morgan Kasperek, Tiffany Reedy, Iowa SR Political Science Dysart, Krista VandeVenter, IOWA; Krista Clement, Ta'Shia Walker, MICHIGAN; Lindsay Bowen, Maggie Dwyer, Katrina Grantham, Laura Hall, Victoria Lucas-Perry, Liz Shimek, MICHIGAN STATE; Katie Alsdurf, Shannon Bolden, April Calhoun, Christina Collison, Hannah Gary, Leslie Knight, Liz Podominick, Kelly Roysland, Shannon Schonrock, Natasha Williams, MINNESOTA; Nadia Bibbs, A.J. Glasauer, Sara Stutz, NORTHWESTERN; Tia Battle, Stephanie Blanton, Candace Dark, Alice Jamen, OHIO STATE; Amanda Brown, Romana Vynuchalova, PENN STATE; Natasha Bogdanova, Carol Duncan, PURDUE; Kjersten Bakke, Janese Banks, Annie Nelson, Shari Welton, Jordan Wilson, WISCONSIN.

2006-07 (35)

Lori Bjork, Stephanie Chelleen, Chelsea Gordon, Danielle Gratton, Erin McCarthy, Lacey Simpson, Erin Wigley, ILLINOIS; Leah Enterline, Whitney Thomas, INDIANA; Wendy Ausdemore, Jenee Graham, Krista Vande Venter, IOWA; Krista Clement, Ta'Shia Walker, MICHIGAN; Katrina Grantham, Laura Hall, Victoria Lucas-Perry, MICHIGAN STATE; Jordan Barnes, Emily Fox, Leslie Knight, Katie Ohm, Kelly Roysland, MINNESOTA; Nadia Bibbs, A.J. Glasauer, Holly Palin, Sara Stutz, NORTHWESTERN; Stephanie Blanton, Alice Jamen, Ashlee Trebilcock, OHIO STATE; Amanda

ALL-TIME ACADEMIC ALL-AMERICA

ILLINOIS

Liz Brauer, 1980-81
Lisa Robinson, 1981-82
Lori Bjork, 2007

INDIANA

Terri Friedman, 1981-82
Amy Vanderkolk, 1989
Ann Mooney, 1989
Amanda Cahill, 2017-18
Ali Patberg, 2021
Mackenzie Holmes, 2023-24
Grace Berger, 2023

IOWA

Lindsey Meder, 2000-01
Ally Disterhoft, 2015-16*-17*
Samantha Logic, 2015
Kathleen Doyle, 2020
Caitlin Clark, 2022-23-24*

MARYLAND

Shay Doron, 2006-07

MICHIGAN

^Diane Dietz, 1980-81-82
Nicole Elmblad, 2014-15

MICHIGAN STATE

Deborah Traxinger, 1980-81-82
Mary Kay Intyre, 1980
Kelly Berranger, 1984-85
Julie Polakowski, 1986
Eileen Shea, 1991
Liz Shimek, 2005-06

MINNESOTA

Lindsay Whalen, 2003
April Calhoun, 2005-06
Carlie Wagner, 2017-18
Laura Bagwell Katalinich, 2021

NEBRASKA

Kelli Benson, 1984
Cathy Owen, 1984
Terri Parriott, 1985
Stephanie Bolli, 1986-88
^Karen Jennings, 1991-92*-93*

NORTHWESTERN

Patience Vanderbush, 1981-82
Veronica Burton, 2023

OHIO STATE

Amy Tucker, 1980-82
Carmen Grande, 2019

OREGON

Bev Smith, 1980-82
Stefanie Kasperski, 1989*-90
Amanda Johnson, 2010-11-12

PENN STATE

Vicki Linkk, 1989
Susan Robinson, 1991-92
Jen Kretchmar, 1993
Missy Masley, 1995
Andrea Garner, 2000
Kelly Mazzante, 2002-03-04*
Makenna Marisa, 2022-23

PURDUE

Susan Bartz, 1981-82
Carol Emanuel, 1982-83
Christa LaCroix, 1988
Sharon Versyp, 1988
^Stephanie White, 1998-99*
Katie Douglas, 2000-01
Camille Cooper, 2001
Brittany Rayburn, 2012

UCLA

Dianne Frierson, 1980
Denise Curry, 1981
Mary Hagarty, 1982
Anne Dean, 1986

WASHINGTON

Megan Franza, 2001
Kelsey Plum, 2016

* - Academic All-American of the Year

^ - Academic All-America Hall of Fame member

NOTE: Penn State joined the Big Ten for the 1992-93 season, Nebraska joined for the 2011-12 season, Maryland and Rutgers joined for the 2014-15 season, Oregon, UCLA, USC and Washington joined for the 2024-25 season.

Brown, PENN STATE; Natasha Bogdanova, Jodi Howell, Lauren Mioton, PURDUE; Janese Banks, Caitlin Gibson, WISCONSIN.

2007-08 (48)

Lori Bjork, Rebecca Harris, Erin McCarthy, Lacey Simpson, ILLINOIS; Amber Jackson, Lydia Serfling, Whitney Thomas, INDIANA; Wendy Ausdemore, Stacy Schlapkohl, Krista VandeVenter, IOWA; Carly Benson, Krista Clement, Ta'Shia Walker, MICHIGAN; Allyssa DeHaan, Mia Johnson, Mandy Piechowski, Alisa Wulff, MICHIGAN STATE; Jordan Barnes, Emily Fox, Leslie Knight, Brittany McCoy, Katie Ohm, Tanisha Smith, MINNESOTA; Nadia Bibbs, Jenny Eckhart, Chiana Hung, Ellen Jaeschke, Kaitlin McInerney, Sara Stutz, NORTHWESTERN; Cherise Daniel, Alice Jamen, OHIO STATE; Nicole Arcidiacono, Meredith Monroe, Meggan Quinn, PENN STATE; Natasha Bogdanova, Lakisha Freeman, Laura Garriga, Jodi Howell, FahKara Malone, Lauren Mioton, PURDUE; Janese Banks, Annie Crangle, Rae Lin D'Alie, Teah Gant, Brittany Heins, Sarah Inginson, WISCONSIN.

2008-09 (46)

Jori Davis, Amber Jackson, Andrea McGuirt, Lydia Serfling, Whitney Thomas, INDIANA; Wendy Ausdemore, Kelsy Cermak, IOWA; Carly Benson, Veronica Hicks, MICHIGAN; Allyssa DeHaan, Mia Johnson, Mandy Piechowski, Brittney Thomas,

ACADEMIC ALL-BIG TEN

Taja Wilson, MICHIGAN STATE; Emily Fox, Zoe Harper, Brittany McCoy, Katie Ohm, Kay Sylva, MINNESOTA; Jenny Eckhart, Chiana Hung, Ellen Jaeschke, Kaitlin McInerney, NORTHWESTERN; Brittany Johnson, Maria Moeller, Sarah Schulze, OHIO STATE; Nicole Arcidiacono, Rashida Mark, Meredith Monroe, Meggan Quinn, Julia Trogele, Janessa Wolff, PENN STATE; Natasha Bogdanova, Lakisha Freeman, Laura Garriga, Jodi Howell, FahKara Malone, Lauren Mioton, Lindsay Wisdom-Hylton; Samantha Woods, PURDUE; Teah Gant, Caitlin Gibson, Alyssa Karel, Tara Steinbauer, Alana Trotter, Lin Zastrow, WISCONSIN.

2009-10 (53)

Macie Blinn, Fabiola Josil, ILLINOIS; Danilsa Andujar, Sasha Chaplin, Jori Davis, Lindsay Enterline, Andrea McGuirt, INDIANA; Kelsey Cermak, Hannah Draxten, Kelly Krei, Kamille Wahlin, IOWA; Courtney Boylan, Veronica Hicks, Carmen Reynolds, MICHIGAN; Lauren Aitch, Taylor Alton, Allyssa DeHaan, Mandy Piechowski, Brittney Thomas, Taja Wilson, MICHIGAN STATE; Kiara Buford, Kristen Dockery, Zoe Harper, Brianna Mastey, Nicole Mastey, Brittany McCoy, Katie Ohm, Tanisha Smith, Jackie Voigt, MINNESOTA; Beth Marshall, Kaitlin McInerney, Brittany Orban, NORTHWESTERN; Brittany Johnson, Maria Moeller, Sarah Schulze, Amber Stokes, OHIO STATE; Nicole Arcidiacono, Meredith Monroe, Meggan Quinn, Julia Trogele, Janessa Wolff, PENN STATE; Laura Garriga, Jodi Howell, Chelsea Jones, FahKara Malone, Brittany Rayburn, Samantha Woods, PURDUE; Teah Gant, Alyssa Karel, Emily Neal, Tara Steinbauer, Alana Trotter, Lin Zastrow, WISCONSIN.

2010-11 (55)

Macie Blinn, ILLINOIS; Danilsa Andujar, Sasha Chaplin, Jori Davis, Andrea McGuirt, Aulani Sinclair, Andrea Wensits, INDIANA; Kelsey Cermak, Megan Considine, Hannah Draxten, Morgan Johnson, Kelly Krei, Trisha Nesbitt, Jaime Printy, Kamille Wahlin, IOWA; Samantha Arnold, Courtney Boylan, Jamillya Hardley, Veronica Hicks, Carmen Reynolds, Jennifer Ryan, Katherine Thompson, MICHIGAN; Taylor Alton, Tracy Nogle, Kelsey Smith, Brittney Thomas, Jasmine Thomas, MICHIGAN STATE; Kiara Buford, Kristen Dockery, Amber Dvorak, Katie Loberg, Brianna Mastey, Nicole Mastey, Jackie Voigt, MINNESOTA; Kendall Hackney, Beth Marshall, Brittany Orban, NORTHWESTERN; Aleksandra Dobranic, Emilee Harmon, Brittany Johnson, Sarah Schulze, Amber Stokes, OHIO STATE; Nikki Greene, Mia Nickson, Gizelle Studevent, Julia Trogele, PENN STATE; Chelsea Jones, Drey Mingo, Brittany Rayburn, Samantha Woods, PURDUE; Alyssa Karel, Emily Neal, Tara Steinbauer, Tiera Stephen, Lin Zastrow, WISCONSIN.

2011-12 (62)

Macie Blinn, Kersten Magrum, Lana Rukavina, ILLINOIS; Danilsa Andujar, Sasha Chaplin, Alisha Goodwin, Andrea Newbauer, Aulani Sinclair, Kristiana Stauere, INDIANA; Megan Considine, Hannah Draxten, Kalli Hansen, Morgan Johnson, Kelly Krei, Trisha Nesbitt, Jaime Printy, Kamille Wahlin, IOWA; Sam Arnold, Courtney Boylan, Carmen Reynolds, Jenny Ryan, Kate Thompson, MICHIGAN; Taylor Alton, Klarissa Bell, Tracy Nogle, MICHIGAN STATE; Kiara Buford, Shonte Clay, Amber Dvorak, Kionna Kellogg, Katie Loberg, Brianna Mastey, Nicole Mastey, Sari Noga, Micaella Riche, Jackie Voigt, MINNESOTA; Kaitlyn Burke, Jordan Hooper, Adriana Maurer, Harleen Sidhu, Katie Simon, Rebecca Woodberry, NEBRASKA; Kendall Hackney, Meghan McKeown, Allison Mocchi, Brittany Orban, Kate Popovec, NORTHWESTERN; Aleksandra Dobranic, Martina Ellerbe, Emilee Harmon, Amy Scullion, Amber Stokes, OHIO STATE; Ariel Edwards, Nikki Greene, Maggie Lucas, Mia Nickson, Gizelle Studevent, PENN STATE; Chelsea Jones, Drey Mingo, Courtney Moses, Brittany Rayburn, Samantha Woods, PURDUE; Morgan Paige, WISCONSIN.

2012-13 (55)

Eriel Davis, Kersten Magrum, Kierra Morris, ILLINOIS; Sasha Chaplin, Andrea Newbauer, Linda Rubene, Aulani Sinclair, INDIANA; Bethany Doolittle, Morgan Johnson, Samantha Logic, Trisha Nesbitt, Jaime Printy, Kathryn Reynolds, IOWA; Sam Arnold, Nicole Elmlad, Jenny Ryan, Rachel Sheffer, Kate Thompson, MICHIGAN; Klarissa Bell, Jasmine Hines, Becca Mills, Anna Morrissey, Tracy Nogle, Courtney Schiffauer, Jasmine Thomas, MICHIGAN STATE; Kayla Hirt, Kionna Kellogg, Katie Loberg, Sari Noga, Micaella Riche, MINNESOTA; Jordan Hooper, Katie Simon, NEBRASKA; Dannielle Diamant, Kendall Hackney, Meghan McKeown, Kate Popovec, Karly Roser, La'Terria Taylor, NORTHWESTERN; Aleksandra Dobranic, Martina Ellerbe, Emilee Harmon, Shelbi Honeycutt, Amy Scullion, Amber Stokes, OHIO STATE; Ariel Edwards, Nikki Greene, Mia Nickson, Gizelle Studevent, Dara Taylor, Tori Waldner, PENN STATE; Drey Mingo, Courtney Moses, PURDUE; AnnMarie Brown, Jacki Gulczynski, Morgan Paige, WISCONSIN.

2013-14 (50)

Sarah Hartwell, Nia Oden, ILLINOIS; Nicole Bell, Sasha Chaplin, Kaila Hulls, Andre Newbauer, INDIANA; Samantha Logic, Kali Peschel, Kathryn Reynolds, IOWA; Val Driscoll, Nicole Elmlad, Nicole Flyer, Madison Ristovski, MICHIGAN; Klarissa Bell, Jasmine Hines, Cara Miller, Becca Mills, Anna Morrissey, Madison Williams, MICHIGAN STATE; Mikayla Bailey, Kayla Hirt, Jackie Johnson, Shayne Mullaney, Sari Noga, Micaella Riche, Amanda Zahui B., MINNESOTA; Jordan Hooper, Sadie Murren, Rachel Theriot, NEBRASKA; Devon Brookshire, Christen Johnson, Maggie Lyon, Meghan McKeown, Karly Roser, La'Terria Taylor, NORTHWESTERN; Cait Craft, Aleksandra Dobranic, Martina Ellerbe, Amy Scullion, OHIO STATE; Ariel Edwards, Dara Taylor, Victoria Waldner, PENN STATE; Hayden Hamby, Courtney Moses, PURDUE; AnnMarie Brown, Tessa Cichy, Jackie Gulczynski, Daria Kryuchkova, Morgan Paige, Taylor Wurtz, WISCONSIN.

2014-15 (68)

Kennedy Cattenhead, Taylor Gleason, Jacqui Grant, Sarah Hartwell, Ashley McConnell, Nia Oden, Alexis Smith, ILLINOIS; Taylor Agler, Nicole Bell, Claire Jakubicek, Lyndsay Leikem, INDIANA; Ally Disterhoft, Bethany Doolittle, Alexa Kastanek, Samantha Logic, Kali Peschel, Kathryn Reynolds, Hailey Schneden, IOWA; Lexie Brown, Malina Howard, Brionna Jones, Chloe Pavelech, Tierney Pfirman, MARYLAND; Nicold Elmlad, Paige Rakers, Madison Ristovski, Shannon Smith, MICHIGAN; Jasmine Hines, Tori Jankoska, Cara Miller, Becca Mills, Anna Morrissey, Madison Williams, MICHIGAN STATE; Mikayla Bailey, Joanna Hedstrom, Kayla Hirt, Shayne Mullaney, Amanda Zahui B., MINNESOTA; Allie Havers, Rachel Theriot, NEBRASKA; Alex Cohen, Ashley Deary, Tessa Haldes, Christen Inman, Christen Johnson, Nof Kedem, Maggie Lyon, Karly Roser, Allie Tuttle, NORTHWESTERN; Cait Craft, Amy Scullion, OHIO STATE; Jennifer Degraff, Molly Dincher, Kaliyah Mitchell, Sierra Moore, Lindsey Spann, Victoria Waldner, Peyton Whitted, PENN STATE; Hayden Hamby, Bridget Perry, PURDUE; Kaleah Copper, Christa Evans, RUTGERS; Nicole Bauman, AnnMarie Brown, Tessa Cichy, Jacki Gulczynski, Malayna Johnson, Michala Johnson, Carly Truesdale, WISCONSIN.

2015-16 (68)

Sarah Hartwell, Brooke Kissinger, Ashley McConnell, Kiley Simmons, Chatrice White, ILLINOIS; Tyra Buss, Amanda Cahill, Alexis Gassion, Lyndsay Leikem, Jess Walter, INDIANA; Christina Buttenham, Ally Disterhoft, Whitney Jennings, Alexa Kastanek, Kali Peschel, Hailey Schneden, IOWA; Kristen Conroy, Malina Howard, Brionna Jones, Kiara Leslie, Chloe Pavlech, Tierney Pfirman, MARYLAND; Maria Backman, Jillian Dunston, Katelynn Flaherty, Madison Ristovski, Halle Wangler, Danielle Williams, MICHIGAN; Lexi Gussert, Jasmine Hines, Tori Jankoska, Cara Miller, MICHIGAN STATE; Mikayla Bailey, Joanna Hedstrom, Shayne Mullaney, Carlie Wagner, MINNESOTA; Jasmine Cincore, Allie Havers, Anya Kalenta, Natalie Romeo, Rachel Theriot, Emily Wood, NEBRASKA; Ashley Deary, Tessa Haldes, Christen Inman, Christen Johnson, Maya Jonas, Nof Kedem, Maggie Lyon, Lydia Rohde, NORTHWESTERN; Cait Craft, Asia Doss, Kelsey Mitchell, OHIO STATE; Kaliyah Mitchell, Lindsey Spann, Peyton Whitted, PENN STATE; Hayden Hamby, Bree Horrocks, Andreona Keys, Bridget Perry, PURDUE; Kahleah Copper, Alana Ferrugiario, Ashli Jeune, Shrita Parker, RUTGERS; Nicole Bauman, Tessa Cichy, Michala Johnson, Taylor Kuhn, WISCONSIN.

2016-17 (61)

Kennedy Cattenhead, Ashley McConnell, ILLINOIS; Tyra Buss, Amanda Cahill, Tia Elbert, Alexis Gassion, INDIANA; Christina Buttenham, Ally Disterhoft, Alexa Kastanek, Haley Schneden, Hannah Stewart, IOWA; Kristen Conroy, Brionna Jones, Kiara Leslie, Ieshia Small, MARYLAND; Jillian Dunston, Katelynn Flaherty, Nicole Munger, Hallie Thome, Sam Trammel, Danielle Williams, MICHIGAN; Jenna Allen, Victoria Gaines, Lexi Gussert, Tori Jankoska, MICHIGAN STATE; Jessie Edwards, Bryanna Fernstrom, Joanna Hedstrom, Annalese Lamke, Carlie Wagner, MINNESOTA; Jasmine Cincore, Allie Havers, Maddie Simon, Emily Wood, NEBRASKA; Nia Coffey, Ashley Deary, Lauren Douglas, Oceana Hamilton, Christen Inman, Maya Jonas, Pallas Kunaiyi-Akpanah, Lydia Rohde, Allie Tuttle, NORTHWESTERN, Asia Doss, Stephanie Mavunga, Kelsey Mitchell, OHIO STATE; Sarah McMurtry, Kaliyah Mitchell, Sierra Moore, Lindsey Spann, Peyton Whitted, PENN STATE; Abby Abel, Bree Horrocks, Andreona Keys, Nora Kiesler, Bridget Perry, PURDUE; Victoria Harris, Khadaizha Sanders, RUTGERS; Malayna Johnson, Ashley Kelsick, Taylor Kuhn, WISCONSIN.

2017-18 (68)

Ali Andrews, Kennedy Cattenhead, Petra Holešínková, Cydnee Kinslow, Meagan McNicholas, ILLINOIS; Tyra Buss, Amanda Cahill, Bre Wickware, Grace Withrow,

ACADEMIC ALL-BIG TEN

INDIANA; Kathleen Doyle, Megan Gustafson, Makenzie Meyer, Amanda Ollinger, Alexis Sevillian, Hannah Stewart, IOWA; Kaila Charles, Kristen Confroy, Sarah Myers, MARYLAND; Jillian Dunston, Katelynn Flaherty, Nicole Munger, Hallie Thome, MICHIGAN; Jenna Allen, Lexi Gussert, Taya Reimer, MICHIGAN STATE; Kehinde Bello, Taiye Bello, Jasmine Brunson, Jessie Edwards, Bryanna Fernstrom, Palma Kaposi, Annalese Lamke, Carlie Wagner, MINNESOTA; Jasmine Cincore, Grace Mitchell, Janay Morton, Maddie Simon, Emily Wood, NEBRASKA; Byrdy Galernik, Oceana Hamilton, Bryana Hopkins, Pallas Kunaiyi-Akpanah, Lydia Rohde, Abbie Wolf, NORTHWESTERN, Karlie Cronin, Asia Doss, Linnae Harper, Savitha Jayaraman, Stephanie Mavunga, Kelsey Mitchell, Makayla Waterman, OHIO STATE; Sarah McMurtry, Kayleigh Semion, Jaida Travascio-Green, PENN STATE; Abby Abel, Andreona Keys, Nora Kiesler, Dominique Oden, PURDUE; Kathleen Fitzpatrick, Victoria Harris, Kate Hill, Jazlynd Rollins, RUTGERS; Suzanne Gilreath, Malayna Johnson, Grace Mueller, Lexy Richardson, Kendall Shaw, Kendra Van Leeuwen, WISCONSIN.

2018-19 (68)

Ali Andrews, Petra Holešínká, Nancy Panagiotopoulou Andritsopoulou, Lyric Robins, ILLINOIS; Alexis Johnson, Lindsey Marchese, Ali Patberg, Jaelynn Penn, Brenna Wise, Grace Withrow, Bendu Yeane, INDIANA; Kathleen Doyle, Megan Gustafson, Makenzie Meyer, Amanda Ollinger, Alexis Sevillian, Hannah Stewart, Paula Valiño Ramos, IOWA; Kaila Charles, Sarah Myers, MARYLAND; Nicole Munger, Priscilla Smeenge, Hallie Thome, MICHIGAN; Jenna Allen, Claire Hendrickson, MICHIGAN STATE; Kenisha Bell, Kehinde Bello, Jasmine Brunson, Palma Kaposi, Annalese Lamke, Destiny Pitts, MINNESOTA; Kate Cain, Taylor Kissinger, Grace Mitchell, Maddie Simon, NEBRASKA; Byrdy Galernik, Bryana Hopkins, Pallas Kunaiyi-Akpanah, Brooke Pikiell, Lindsey Pulliam, Lauryn Satterwhite, Abi Scheid, Abbie Wolf, NORTHWESTERN, Karlie Cronin, Savitha Jayaraman, Makayla Waterman, OHIO STATE; Leah Knizner, Kamaria McDaniel, Sarah McMurtry, Kayleigh Semion, Jaida Travascio-Green, PENN STATE; Abby Abel, Léony Boudreau, Fatou Diagne, Tamara Farquhar, Nora Kiesler, Dominique Oden, PURDUE; Mael Gilles, Victoria Harris, Khadaizha Sanders, RUTGERS; Niya Beverley, Courtney Frederickson, Suzanne Gilreath, Kelly Karlis, Abby Laszewski, Grace Mueller, Lexy Richardson, Kendra Van Leeuwen, WISCONSIN.

2019-20 (87)

Mackenzie Blazek, Taylor Edwards, Petra Holešínká, Nancy Panagiotopoulou Andritsopoulou, Carolyn Waleski, ILLINOIS; Grace Berger, Ali Patberg, Jaelynn Penn, Brenna Wise, INDIANA; Logan Cook, Monika Czinano, Kathleen Doyle, Makenzie Meyer, Amanda Ollinger, Alexis Sevillian, Tomi Taiwo, Paula Valiño Ramos, IOWA; Kaila Charles, Mimi Collins, Stephanie Jones, Taylor Mikesell, Olivia Owens, MARYLAND; Amy Dilk, Naz Hillmon, Emily Kiser, Danielle Rauch, Priscilla Smeenge, MICHIGAN; Kayla Belles, Nia Clouden, Victoria Gaines, Claire Hendrickson, Laurel Jacqmain, MICHIGAN STATE; Kehinde Bello, Taiye Bello, Jasmine Brunson, Gadiva Hubbard, Barbora Tomancova, MINNESOTA; Kate Cain, Sam Haiby, Kristian Hudson, Taylor Kissinger, Kayla Mershon, Grace Mitchell, Ashtyn Veerbeek, NEBRASKA; Veronica Burton, Byrdy Galernik, Bryana Hopkins, Brooke Pikiell, Lindsey Pulliam, Jess Sancataldo, Lauryn Satterwhite, Abi Scheid, Abbie Wolf, Sydney Wood, NORTHWESTERN, Savitha Jayaraman, Dorka Juhász, Aaliyah Patty, OHIO STATE; Lauren Ebo, Kamaria McDaniel, Kayleigh Semion, Alisia Smith, Bexley Wallace, PENN STATE; Léony Boudreau, Tamara Farquhar, Nyagoga Gony, Jenelle Grant, Cassidy Hardin, Dominique Oden, Kayana Traylor, PURDUE; Zipporah Broughton, Mael Gilles, Stephanie Guihon, Noga Peleg Pelc, Khadaizha Sanders, RUTGERS; Carmen Backes, Niya Beverley, Diamond Bragg, Kara Crowley, Courtney Frederickson, Suzanne Gilreath, Abby Laszewski, Imani Lewis, Alex Luehring, Sydney Mathiason, Grace Mueller, Kendra Van Leeuwen, WISCONSIN.

2020-21 (89)

Kennedi Myles, Tara O'Malley, Nancy Panagiotopoulou Andritsopoulou, Eva Rubin, Jeanae Terry, ILLINOIS; Grace Berger, Mackenzie Holmes, Hannah Noveroske, Ali Patberg, Danielle Patterson, Jaelynn Penn, Grace Waggoner, Arielle Wisne, INDIANA; Logan Cook, Monika Czinano, Gabbie Marshall, Kate Martin, Megan Meyer, Zion Sanders, Alexis Sevillian, Tomi Taiwo, McKenna Warnock, IOWA; Faith Masonius, Diamond Miller, MARYLAND; Hailey Brown, Amy Dilk, Naz Hillmon, Akienreh Johnson, Emily Kiser, Maddie Nolan, Danielle Rauch, Michelle Sidor, Izabel Varejão, MICHIGAN; Julia Ayrault, Nia Clouden, Claire Hendrickson, Laurel Jacqmain, Moira Joiner, Tory Ozment, Taiyer Parks, Alyza Winston, MICHIGAN STATE; Grace Cumming, Gadiva Hubbard, Jasmine Powell, Justice Ross, Sara Scalia, Klarke Scorners, Kadi Sissoko, MINNESOTA; Isabelle Bourne, Kate Cain, NEBRASKA; Veronica Burton, Jordan Hamilton, Laya Hartman, Brooke Pikiell, Lindsey Pulliam, Jess Sancataldo, Lauryn Satterwhite, Sydney Wood, NORTHWESTERN, Madison Greene,

Rikki Harris, Dorka Juhász, Rebeka Mikulášiková, Aaliyah Patty, Jacy Sheldon, OHIO STATE; Anna Camden, Kelly Jekot, Makenna Marisa, Nia Staples, PENN STATE; Tamara Farquhar, Nyagoga Gony, Jenelle Grant, Cassidy Hardin, Roxane Makolo, Ajah Stallings, Kayana Traylor, PURDUE; Zipporah Broughton, Mael Gilles, Stephanie Guihon, Arella Guirantes, Joiya Maddox, Tyia Singleton, RUTGERS; Carmen Backes, Sydney Hilliard, Imani Lewis, Alex Luehring, Sydney Mathiason, Julie Pospíšilová, Sara Stapleton, Tara Stauffacher, WISCONSIN.

2021-22 (100)

Solape Amusan, Sara Anastasieska, Kendall Bostic, De'Myla Brown, Geovana Lopes, Aaliyah Nye, Eva Rubin, ILLINOIS; Grace Berger, Kiandra Browne, Nicole Cardaño-Hillary, Mackenzie Holmes, Chloe Moore-McNeil, Ali Patberg, Grace Waggoner, Arielle Wisne, INDIANA; Caitlin Clark, Logan Cook, Monika Czinano, Sharon Goodman, Gabbie Marshall, Kate Martin, Tomi Taiwo, McKenna Warnock, Shateah Wetering, IOWA; Katie Benzan, MARYLAND; Leigha Brown, Naz Hillmon, Emily Kiser, Maddie Nolan, Danielle Rauch, Michelle Sidor, Whitney Sollom, Elise Stuck, Izabel Varejão, Cameron Williams, MICHIGAN; Julia Ayrault, Nia Clouden, Laurel Jacqmain, Jayla James, Moira Joiner, Tory Ozment, Taiyer Parks, Alisia Smith, MICHIGAN STATE; Katie Borowicz, Grace Cumming, Erin Hedman, Gadiva Hubbard, Laura Bagwell Katalinich, Kayla Mershon, Jasmine Powell, Sara Scalia, Kadiatou Sissoko, Alexia Smith, Caroline Strande, MINNESOTA; Isabelle Bourne, Whitney Brown, Mi'Cole Cayton, Kendall Coley, Bella Cravens, Nailah Dillard, Sam Haiby, Ruby Porter, Annika Stewart, NEBRASKA; Veronica Burton, Laya Hartman, Jasmine McWilliams, Anna Morris, Jess Sancataldo, Lauryn Satterwhite, Sydney Wood, NORTHWESTERN, Tanaya Beacham, Hevynne Bristow, Madison Greene, Rikki Harris, Gabi Hutcherson, Anyssa Jones, Rebeka Mikulášiková, Jacy Sheldon, OHIO STATE; Niya Beverley, Maddie Burke, Anna Camden, Kelly Jekot, Leilani Kapinus, Makenna Marisa, Tova Sabel, PENN STATE; Cassidy Hardin, Brooke Moore, Ajah Stallings, PURDUE; Chyna Cornwell, Stephanie Guihon, Erica Lafayette, Joiya Maddox, Tyia Singleton, RUTGERS; Halle Douglass, Sydney Hilliard, Natalie Leuzinger, Julie Pospíšilová, Brooke Schramek, Sara Stapleton, Tara Stauffacher, WISCONSIN.

2022-23 (84)

Kendall Bostic, Adalia McKenzie, Geovana Lopes, Jayla Oden, ILLINOIS; Grace Berger, Kiandra Browne, Mackenzie Holmes, Chloe Moore-McNeil, Arielle Wisne, Mona Zaric, INDIANA; Sydney Affolter, Caitlin Clark, Monika Czinano, AJ Ediger, Kylie Feuerbach, Sharon Goodman, Gabby Marshall, Kate Martin, Addison O'Grady, McKenna Warnock, Shateah Wetering, IOWA; Lavender Briggs, Emma Chardon, Shyanne Sellers, MARYLAND; Izabel Varejao, Jordan Hobbs, Emily Kiser, Maddie Nolan, Michelle Sidor, Whitney Sollom, Elise Stuck, Ari Wiggins, Cameron Williams, MICHIGAN; Jayla James, Moira Joiner, Tory Ozment, Taiyer Parks, Brooklyn Rwers, Lauren Walker, Julia Ayrault, Matilda Ekh, Isaline Alexander, MICHIGAN STATE; Katie Borowicz, Maggie Czinano, MINNESOTA; Isabelle Bourne, Kendall Coley, Sam Haiby, lexis Markowski, Kendall Moriarty, Jaz Shelley, Annika Stewart, Allison Weidner, NEBRASKA; Sydney Wood, Jasmine McWilliams, Cailleigh Walsh, Mercy Ademusayo, Laya Hartman, Anna Morris, Courtney Shaw, NORTHWESTERN; Madison Greene, Rikki Harris, Taylor Mikesell, Rebeka Mikulášiková, Jacy Sheldon, Emma Shumate, Taylor Thierry, Karla Vres, OHIO STATE; Ali Brigham, Ymke Brouwer, Anna Camden, Alli Campbell, Leilani Kapinus, Makenna Marisa, PENN STATE; Abbey Ellis, Cassidy Hardin, PURDUE; Chyna Cornwell, Awa Sidibe, RUTGERS; Halle Douglass, Natalie Leuzinger, Julie Pospisilova, Sara Stapleton, Sacia Vanderpool, Maty Wilke, WISCONSIN.

2023-24 (94)

Kendall Bostic, Genesis Bryant, Makira Cook, Samantha Dewey, Camille Jackson, Adalia McKenzie, Jada Peebles, Kam'ren Rhodes, ILLINOIS; Lexus Bargsesser, Yarden Garzon, Mackenzie Holmes, Lilly Meister, Chloe Moore-McNeil, Sydney Parrish, Henna Sandvik, Sara Scalia, Arielle Wisne, INDIANA; Sydney Affolter, Caitlin Clark, Molly Davis, AJ Ediger, Kylie Feuerbach, Sharon Goodman, Gabbie Marshall, Kate Martin, Taylor McCabe, Addison O'Grady, IOWA; Brinae Alexander, Summer Bostock, Lavender Briggs, Emma Chardon, Faith Masonius, Shyanne Sellers, MARYLAND; Alyssa Crockett, Jordan Hobbs, Greta Kampschroeder, Whitney Sollom, Elise Stuck, Cameron Williams, MICHIGAN; Isaline Alexander, Julia Ayrault, Theryn Hallock, Moira Joiner, Abbey Kimball, Tory Ozment, MICHIGAN STATE; Amaya Battle, Mara Braun, Maggie Czinano, Sophie Hart, Mallory Heyer, Niameya Holloway, Aminata Zie, MINNESOTA; Kendall Coley, Callin Hake, Maddie Krull, Alexis Markowski, Kendall Moriarty, Jaz Shelley, Annika Stewart, Allison Weidner, NEBRASKA; Mercy Ademusayo, Alana Goodchild, Caroline Lau, Jasmine McWilliams, Lauren Trumpy,

ACADEMIC ALL-BIG TEN

Cailleigh Walsh, NORTHWESTERN; Madison Greene, Rikki Harris, Rebeka Mikulasikova, Jacy Sheldon, Emma Shumate, Taylor Thierry, Karla Vres, OHIO STATE; Ali Brigham, Alli Campbell, Shay Ciezki, Leilani Kapinus, Makenna Marisa, Moriah Murray, Jayla Oden, PENN STATE; Abbey Ellis, Caitlyn Harper, Alaina Harper, PURDUE; Kassondra Brown, Chyna Cornwell, Jillian Huerter, Erica Lafayette, Awa Sidibe, RUTGERS; Sania Copeland, Halle Douglass, Natalie Leuzinger, Ronnie Porter, Sacia Vanderpool, Serah Williams, WISCONSIN.

BIG TEN MEDAL OF HONOR

Awarded to one male and one female from the graduating class of each member institution, who demonstrated athletic and academic excellence throughout their college career. Below is a list of former Big Ten women's basketball students who have earned this prestigious honor.

1982	Lisa Robinson, ILL Diane Dietz, MICH Patience Vanderbush, NU
1983	Karen Wells, MSU
1984	Lisa Anderson, IOWA Kelly Robinson, OSU Janet Huff, WIS
1985	Kelly Belanger, MSU Anucha Browne, MINN
1986	Julie Polakowski, MSU
1987	Jonelle Polk, ILL
1988	Sharon Versyp, PUR
1989	Ann Mooney, IND
1990	Eileen Shea, MSU
1991	Cheryl Perozek, OSU Joy Holmes, PUR
1992	Katie Riley, ILL Michele Savage, NU MaChelle Joseph, PUR
1993	Courtney Cox, IND Nancy Kennelly, NU Jenny Kretchmar, PSU
1994	Tonya Booker, ILL Carol Ann Shudlick, MINN Helen Holloway, PSU
1995	Cindy Lamping, PUR
1996	Katie Smith, OSU Corissa Yasen, PUR
1997	Michele Ratay, NU Jannon Roland, PUR
1998	Ashley Berggren, ILL Katie Voigt, WIS
1999	Megan Chawansky, NU Stephanie White, PUR
2001	Camille Cooper, PUR
2002	Lindsey Meder, IOWA Kelly Komara, PUR
2004	Jennie Lillis, IOWA Shereka Wright, PUR
2006	Liz Shimek, MSU
2007	Katie Gearlds, PUR
2009	Whitney Thomas, IND
2010	Allyssa DeHaan, MSU FahKara Malone, PUR
2012	Brittany Rayburn, PUR
2013	Morgan Johnson, IOWA
2015	Samantha Logic, IOWA Malina Howard, MD Nicole Elmblad, MICH Betnijah Laney, RU
2017	Ally Disterhoft, IOWA
2018	Tyra Buss, IND Kristen Confroy, MD Carlie Wagner, MINN Kelsey Mitchell, OSU
2019	Megan Gustafson, IOWA
2020	Taylor Edwards, ILL Kaila Charles, MD
2021	Lindsey Pulliam, NU
2022	Veronica Burton, NU
2023	Monika Czinano, IOWA Diamond Miller, MD
2024	Kendall Bostic, ILL