

# M 2023-24 MARYLAND WOMEN'S BASKETBALL

Game 32 | Maryland vs. Ohio State | Big Ten Tournament Semifinals | March 9, 2024 | Target Center

## 2023-24 SCHEDULE

### NOVEMBER

Date	Day	Opponent	TV	Time/Result
6	Mon	HARVARD	B1G+	W, 98-75
12	Sun	at #6 South Carolina	ABC	L, 114-76
16	Thurs	at #8 Connecticut	FS1	L, 80-48
19	Sun	SYRACUSE	BTN	W, 83-81
23	Thurs	vs. #23 Washington State	FloHoops	L, 87-67
24	Fri	vs. Green Bay <sup>1</sup>	FloHoops	W, 68-59
25	Sat	vs. UMass <sup>1</sup>	FloHoops	W, 92-63
29	Wed	NIAGARA	B1G+	W, 114-44

### DECEMBER

3	Sun	GEORGE MASON	B1G+	W, 86-77
10	Sun	NORTHWESTERN*	B1G+	W, 71-58
12	Tues	TOWSON	B1G+	W, 99-51
20	Wed	JAMES MADISON	B1G+	W, 78-55
31	Sun	at Nebraska*	BTN	L, 87-81

### JANUARY

3	Wed	at Minnesota*	B1G+	W, 72-64
9	Tues	at Michigan State*	BTN	L, 74-69
14	Sun	PURDUE*	B1G+	W, 88-66
17	Wed	#18 OHIO STATE*	Peacock	L, 84-76
20	Sat	ILLINOIS*	B1G+	W, 90-82
24	Wed	at Michigan*	B1G+	L, 79-77 OT
28	Sun	at Penn State*	B1G+	L, 112-76
31	Wed	#10 INDIANA*	Peacock	L, 87-73

### FEBRUARY

3	Sat	#3 IOWA*	FOX	L, 93-85
6	Tues	at Rutgers*	BTN	W, 67-59
11	Sun	at Illinois*	FS1	W, 69-53
18	Sun	PENN STATE*	B1G+	W, 77-62
21	Wed	RUTGERS*	B1G+	W, 81-62
25	Sun	at #2 Ohio State*	BTN	L, 79-66
29	Thurs	WISCONSIN*	BTN	W, 79-63

### MARCH

3	Sun	at #14 Indiana*	Peacock	L, 71-54
7	Thurs	vs. Illinois	BTN	W, 75-65
8	Fri	vs. #4 Ohio State	BTN	W, 82-61
9	Sat	vs. Nebraska	BTN	2:00
10	Sun	Big Ten Championship	CBS	12:00
22-25		NCAA First and Second Rounds (TBA)		
29-1		NCAA Regionals (Albany, N.Y./Portland, Ore.)		

### APRIL

5-7 NCAA Final Four (Cleveland, Ohio)  
 All Times EST; Home games at XFINITY Center in BOLD CAPS; 1 - Cancun Challenge (Cancun, Mexico); \* Indicates Big Ten Conference Game

## MEDIA CONTACTS

**Primary Contact:** Rose DiPaula  
 Director of Strategic Communications  
**Email / Phone:** rdipaula@umd.edu / (c) 443-417-5266

**Secondary Contact:** Sarah Bailey Lakatos  
 Strategic Communications Assistant  
**Email / Phone:** slakatos@umd.edu / (c) 860-422-5612

[T](#) [I](#) [@TerpsWBB](#) [/MarylandAthletics](#)

## THE MATCHUP



### #8 MARYLAND TERRAPINS (19-12)

Head Coach: Brenda Frese (Arizona '93)  
 Year at Maryland: 22nd / 25th Overall  
 Career Record: 639-189 (.772)  
 Record at UMD: 582-159 (.786)

Top Scorer: Sellers / 464 points / 15.5 ppg  
 Top Rebounder: Brown-Turner / 198 rebounds / 6.6 rpg  
 Top Assists: Sellers / 164 assists / 5.5 apg  
 Top Steals: McDaniel / 52 steals / 1.7 spg

VS



### #5 NEBRASKA CORNHUSKERS (21-10)

Head Coach: Amy Williams (Nebraska '98)  
 Year at UN: 8th / 17th Overall  
 Career Record: 328-218 (.601)  
 Record at UN: 135-109 (.553)

Top Scorer: Markowski / 471 points / 15.7 ppg  
 Top Rebounder: Markowski / 317 rebounds / 10.6 rpg  
 Top Assists: Shelley / 159 assists / 5.3 apg  
 Top Steals: Shelley / 51 steals / 1.7 spg

## SERIES INFORMATION

Overall Record	Maryland leads, 16-2	Last Meeting	Nebraska 87, Maryland 81 (12/31/23)
at XFINITY Center	7-1	Longest Maryland Win Streak	15
at Nebraska	7-1	Longest UN Streak	1
Frese vs. Nebraska	16-2	Largest Maryland Win	Maryland 93, Nebraska 49 (2017)
Current Streak	Nebraska won 1	Largest UN Win	Nebraska 90, Maryland 67 (12/4/2022)

## BIG TEN TOURNAMENT INFORMATION

Overall Record	22-4	Record vs. Nebraska	16-2
at Target Center	3-1	Record vs. Nebraska in Big Ten Tournament	2-0
Frese in Big Ten Tournament	22-5	Big Ten Tournament Titles	5 (2015, 2016, 2017, 2020, 2021)
Record in Semifinals	6-1	Big Ten Regular Season Titles	6 (2015, 2016, 2017, 2019, 2020, 2021)
As the No. 8 Seed	2-0		

## THE OPENING TIP

- ▶ Maryland beat top-seeded and No. 4-ranked Ohio State, 82-61, in the Big Ten Quarterfinals Friday. It was the Terps' first win over a top 5 opponent since they won at No. 4 Louisville on April 1, 2014 in the NCAA Elite Eight.
- ▶ The Terrapins finished in a three-way tie for sixth in the final Big Ten standings. They tied with Michigan and Penn State.
- ▶ Junior Shyanne Sellers was named to the All-Big Ten First Team by the league's head coaches and media. Graduate Jakia Brown-Turner was named to the Second Team (coaches) and First Team (media) and sophomore Bri McDaniel earned Honorable Mention honors from both groups. Freshman Riley Nelson earned a Big Ten Sportsmanship Award.
- ▶ Maryland has a strength of schedule of No. 7 in the country according to WarrenNolan.com.
- ▶ Maryland is currently ranked No. 33 in the latest NCAA NET rankings (March 7). The Terrapins have wins over No. 7 Ohio State, No. 25 Penn State, No. 43 Syracuse, No. 52 Green Bay and three over No. 48 Illinois.
- ▶ The Terrapins are No. 8 in the country and lead the Big Ten in free throws made per game (16.14).
- ▶ Maryland has four 1,000 point scorers (Brown-Turner - 1,692; Alexander - 1,443; Briggs - 1,396; Sellers - 1,197).
- ▶ Shyanne Sellers' career free throw percentage of 81.3% is No. 3 in Maryland history, behind just Laurin Mincy (81.6%) and Kristi Toliver (86.6%). She is No. 12 in the nation in free throws made (139).
- ▶ Brinae Alexander has made 145 three-pointers in her two years as a Terrapin, which is No. 11 in the Terps' career record book. She needs to make 6 to pass Shay Doron at No. 10 (150).
- ▶ Bri McDaniel's career three-point percentage is 42.9%, which is currently No. 3 in the Maryland record books behind just Katie Benzan (47.4%) and Shatori Walker-Kimbrough (45.9%). Alexander's Maryland career three-point percentage is 41.0%, which is No. 5 in Maryland history. Lavender Briggs' three-point percentage in her Maryland career is 38.6%, which is No. 12.

2023-24 MARYLAND WOMEN'S BASKETBALL

2006 NCAA Champions • 24 Conference Titles

1

## 2023-24 ROSTER

No.	Name	Pos.	Ht.	Wt.	Cl.	Hometown/High School (Prev.)	Instagram	Twitter
0	Shyanne Sellers	G	6-2	Jr.	Aurora, OH / Aurora		Shyanne.sellers	Shyannesellers3
2	Riley Nelson	G	6-1	Fr.	Clarksburg, MD / The Bullis School		rileynelson	
3	Lavender Briggs	G	6-1	Gr.	Provo, UT / Provo (Florida)		lavbriggs	lavbriggs
5	Brinae Alexander	G/F	6-0	Sr.	Murfreesboro, TN / Riverdale (Vanderbilt)		bruhh_nae	BruhNaeNae
11	Jakia Brown-Turner	G	6-0	Gr.	Oxon Hill, MD / Bishop McNamara		just.jakia	JustJakiaa
13	Faith Masonius	G/F	6-1	Gr.	Belmar, NJ / Manasquan		faithmasonius	faithmasonius13
14	Allie Kubek	F	6-2	R-Jr.	Elkton, MD / Sanford School (Towson)		alliekubek	alliekubek
15	Zen Nuako	G	5-6	Fr.	Bowie, MD / Plano Senior (TX)		iamzen.n	NuakoZen
20	Hawa Doumbouya	C	6-7	Fr.	Bronx, NY / Our Lady of Mount Carmel (MD)		iamhawad	hawad00
21	Emma Chardon	F	6-2	R-So.	Geneva, Switzerland / CEC André Chavanne		emmaachardon	
24	Bri McDaniel	G	5-10	So.	Chicago, IL / Kenwood Academy		bri.doll23x	bri_doll23
30	Mary Sareen	G	5-8	Fr.	Wayne, PA / Radnor		marysareen	
33	Summer Bostock	G	6-1	Fr.	Toronto, Ontario / Kings Christian College		summerbostock	BostockSummer
34	Emily Fisher	G	6-0	Fr.	Libertyville, IL / Libertyville		emily_fisherr34	Emily_fisher3

**Head Coach:** Brenda Frese (22nd year at Maryland / 25th overall)

**Associate Head Coach:** Karen Blair

**Assistant Coach/Defensive Specialist:** Kaitlynn Fratz

**Assistant Coach/Recruiting Coordinator:** Lindsey Spann

**Director of Scouting/Assistant Coach:** Jessica Imhof

**Director of Recruiting/Assistant Coach:** Noelle Cobb

**Director of Basketball Operations:** Ryland Adkins

**Director of Player Personnel:** Brionna Jones

**Director of Video:** Joe Glowacki

**Associate Director of Basketball Performance:** Kelsey Wolfe

**Associate Athletic Trainer:** Melissa Chepulis

### PRONUNCIATIONS

Brinae Alexander	brinn-AYE
Jakia Brown-Turner	ja-KEE-yah
Faith Masonius	ma-SOWN-us
Allie Kubek	KOO-beck
Zen Nuako	new-WAY-ko
Emma Chardon	shar-DOHN
Hawa Doumbouya	ha-WAH doom-BOY-yah
Summer Bostock	BOSS-stock
Brenda Frese	FREEZE
Kaitlynn Fratz	FRAHT-z

### QUICK FACTS

<b>Location</b>	College Park, Md.
<b>Conference</b>	Big Ten
<b>Enrollment</b>	40,709
<b>Founded</b>	1856
<b>Colors</b>	Red, White, Black, Gold
<b>Nickname</b>	Terrapins, Terps
<b>Arena (Capacity)</b>	XFINITY Center (17,950)
<b>President</b>	Dr. Darryll J. Pines (California '86)
<b>Athletics Director</b>	Damon Evans (Georgia '92)
<b>2022-23 Overall Record</b>	28-7
<b>2022-23 Big Ten Record</b>	15-3 (T2nd)
<b>2023 Big Ten Tournament Finish</b>	Semifinals
<b>Postseason Finish</b>	NCAA Elite Eight

<b>First Year of Basketball:</b>	1971-72 (52nd season)
<b>Overall All-Time Record:</b>	1,125-462 (.709)
<b>NCAA Tournament Appearances/Last:</b>	30 / 2023
<b>National Championships:</b>	1 (2006)
<b>Final Fours:</b>	5 NCAA - 1982, 1989, 2006, 2014, 2015; 1 AIAW - 1978
<b>Elite Eights:</b>	11 NCAA - 1982, 1988, 1989, 1992, 2006, 2008, 2009, 2012, 2014, 2015, 2023; 4 AIAW - 1978, 1979, 1980, 1981
<b>Sweet Sixteens:</b>	16 NCAA - 1982, 1983, 1988, 1989, 1992, 2006, 2008, 2009, 2012, 2013, 2014, 2015, 2017, 2021, 2022, 2023; 4 AIAW - 1978, 1979, 1980, 1981
<b>Conference Tournament Championships:</b>	15 (1978, 1979, 1981, 1982, 1983, 1986, 1988, 1989, 2009, 2012, 2015, 2016, 2017, 2020, 2021)
<b>Conference Reg. Season Championships:</b>	9 (1979, 1989, 2009, 2015, 2016, 2017, 2019, 2020, 2021)
<i>Played in the ACC from 1978-2014; Big Ten from 2015-pres.</i>	

SERIES HISTORY

The Series

- Saturday's matchup is the 19th all-time between Maryland and Nebraska. The Terps own the series 16-2.
- The Huskers took their first meeting, 87-81, in Lincoln on Dec. 31, 2023.
- Brenda Frese is 16-2 vs. Nebraska in her career.
- The Terps are 2-0 vs. the Huskers in the Big Ten Tournament.

Last 5 vs. Nebraska

Maryland leads, 16-2

12/31/23	A	L	87-81
1/22/23	A	W	69-54
12/4/22	H	L	90-67
2/6/22	H	W	80-65
3/11/21	N	W	83-73

Series vs. Nebraska

Overall:	Maryland leads, 16-2
Frese vs. UN (at MD):	16-2 (same)
First Meeting:	Maryland 76, Nebraska 64 (3/25/08)
Last Meeting:	Nebraska 87, Maryland 81 (12/31/23)
Series Record in College Park:	7-1
XFINITY Center:	7-1
Series Record at UN:	7-1
Series Record at Pinnacle Bank Arena	6-1
Series Record at Neutral Sites:	2-0
Current Series Streak:	Nebraska 1-0
Longest Maryland wins streak:	15
Longest UN win streak:	1
Most Maryland points:	93 (1/4/17)
Most UN points:	90 (12/4/22)
Fewest Maryland points:	59 (2/8/15)
Fewest UN points:	47 (twice)
In overtime:	-1

Stats Comparison

Maryland		Nebraska
78.0	Scoring Offense	72.7
72.5	Scoring Defense	63.4
+5.5	Scoring Margin	+9.3
.440	Field Goal %	.424
.413	FG% Defense	.402
.358	3-point FG%	.328
.300	3-point FG% Defense	.295
.766	Free Throw %	.736
39.3	Rebound Avg.	41.4
36.5	Rebounds Against Avg.	32.5
+2.7	Rebound Margin	+8.9
16.3	Assists/Game	16.4
15.3	Turnovers/Game	14.5
16.7	Turnovers Forced/Game	14.2
+1.4	Turnover Margin	-0.4
2.5	Blocked Shots/Game	1.9
7.7	Steals/Game	6.5

53 SEASONS

- ▶ Maryland women's basketball is entering its 53rd season and owns a record of 1,125-462 (.709). The Terrapins are No. 11 all-time in NCAA Division I history in winning percentage and No. 9 in all-time victories.

ACCOLADES

- ▶ Junior Shyanne Sellers was named to the 10-player Preseason All-Big Ten Team to start the year. She was named to the All-Big Ten First Team by the league's media panel last year and to the Second Team by the head coaches.
- ▶ Sellers is one of 20 top players in the country on the Nancy Lieberman Award Watch List, an honor by the Basketball Hall of Fame recognizing the top point guard in women's NCAA Division I basketball.
- ▶ Sellers was also named to the Wooden Award Preseason Top 50 Watch List.
- ▶ Graduate Jakia Brown-Turner was named to the Cheryl Miller Award Watch List for the nation's top small forward.

STARTING POINT

- ▶ The Terps opened the season at No. 14 in the preseason AP poll and No. 11 in the USA Today Coaches preseason poll.
- ▶ Maryland was picked to finish fourth in the Big Ten by both the league's head coaches and media panel. Both groups picked Iowa to win the conference. The coaches selected Ohio State to finish second and Indiana to finish third with Illinois rounding out the top five. The media panel selected Indiana to finish second, Ohio State third and Michigan fifth.

NEW FACES

- ▶ Two-time National Coach of the Year Brenda Frese brings in seven new players this season, including AP All-American honoree Jakia Brown-Turner (NC State).
- ▶ Last fall, Frese also signed four top recruits in Summer Bostock, Hawa Doumbouya, Emily Fisher and Riley Nelson. This fall, Frese welcomed to walk-ons in Mary Sareen and Zen Nuako.

PRO TERP RETURNS

- ▶ Frese welcomed Maryland women's basketball alumna Brionna Jones to her staff as the Director of Player Personnel for the 2023-24 season.
  - Jones, a 2017 graduate of Maryland, currently plays in the WNBA for the Connecticut Sun. She suffered a ruptured achilles tendon this past June. Prior to the injury, she averaged a career-best 15.9 points, 8.2 rebounds, 2.4 assists and 1.9 steals per game. A two-time WNBA All Star, Jones was named the WNBA Sixth Player of the Year in 2022 and the WNBA Most Improved Player in 2021.

- Jones played for the Terrapins from 2013-2017, helping the Terps to back-to-back Final Fours in 2014 and 2015. She was also a key factor in helping Maryland win three straight Big Ten regular season and tournament titles in its first three years in the league.

FRESE FILE

- ▶ 2021 AP and ESPN National Coach of the Year Brenda Frese is in her 22nd season at the helm of the Terrapins' program. She owns a career record of 639-189 (.772) and a record at Maryland of 582-159 (.786). She is the winningest coach in Maryland basketball history.
- ▶ Frese has led the Terrapins to 18 NCAA Tournament appearances in her 21 postseasons so far. The Terrapins have advanced to 11 Sweet Sixteens, seven Elite Eights, three Final Fours and the 2006 NCAA Championship under her. Frese has led her Maryland squads to 13 conference titles.
- ▶ Frese's career win percentage of 77.2% is No. 10 among Division I coaches all-time.

NOTABLES, MILESTONES, STREAKS AND MORE

- ▶ Terrapins nearing milestone marks
  - Alexander - 446 career rebounds
  - Brown-Turner - 1,692 career points
  - Brown-Turner - 297 assists
  - Kubek - 917 career points
  - Kubek - 480 career rebounds
  - McDaniel - 499 career points
  - Sellers - 464 career rebounds
  - Sellers - 383 career assists
- ▶ Maryland has four 1,000 point scorers (Brown-Turner - 1,692; Alexander - 1,443; Briggs - 1,396; Sellers - 1,197).
- ▶ Over the last six seasons, the Terps are 93-7 when they score 80 points or more.
- ▶ Shyanne Sellers' career free throw percentage of 81.3% is No. 3 in Maryland history, behind just Laurin Mincy (81.6%) and Kristi Toliver (86.6%). She is No. 12 in the nation in free throws made (139).
- ▶ Brinae Alexander has made 145 three-pointers in her two years as a Terrapin, which is No. 11 in the Terps' career record book. She needs to make 6 to pass Shay Doron at No. 10 (150).
- ▶ Bri McDaniel's career three-point percentage is 42.9%, which is currently No. 3 in the Maryland record books behind just Katie Benzan (47.4%) and Shatori Walker-Kimbrough (45.9%). Alexander's Maryland career three-point percentage is 41.0%, which is No. 5 in Maryland history. Lavender Briggs' three-point percentage in her Maryland career is 38.6%, which is No. 12.
- ▶ Frese earned her 600th career win with a 77-74 win at Purdue on Dec. 8, 2022.
- ▶ Frese became the winningest coach in Maryland basketball history with a 95-73 win at Nebraska on Feb. 14, 2021. With the win, she picked up win No. 500 at

## TERRAPIN TEAM NOTES (CONT.)

Maryland, which put her ahead of former head coach Chris Weller on the all-time wins list.

### TERPS VS. RANKED TEAMS VS. FRESE

▶ Since Brenda Frese took over in 2002-03, Maryland has 95 wins over Associated Press top 25 teams, including 11 in the 2014-15 season, which set a new school record.

- Most recently, Maryland beat No. 3 Ohio State, 82-61 in the Big Ten Tournament Semifinals on March 8, 2024.
- The Terps were 9-5 vs. ranked teams last year.
- The Terrapins are 95-83 against ranked teams over the last 22 years, all under Frese. Twenty-seven of those wins were on the road and 23 were at neutral sites.
- Under Frese, Maryland has 31 wins over AP top 10 teams, most recently an 82-61 win over No. 4 Ohio State in the Big Ten Tournament Semifinals on March 8, 2024.
- Maryland has five wins over No. 1 teams in its history, including two in Frese's time. The Terrapins beat No. 1 North Carolina twice in the 2005-06 season.

### TERPS IN THE BIG

- ▶ The Terps are 210-63 (.769) all-time against their Big Ten opponents.
- Since joining the Big Ten in 2014-15, the Terrapins are 168-33 (.836) vs. their conference opponents, including their 22-4 record in the Big Ten Tournament.
- In the 22 years under Frese, the Terps are 179-37 (.829) against their Big Ten opponents.

- Frese is 193-42 (.821) all-time vs. Big Ten opponents, which includes her time at Minnesota and at Ball State.
- Since joining the league in 2014, Maryland is 78-9 (.897) against Big Ten teams at home.
- With their 70-57 win at Ohio State's Value City Arena on Jan. 24, 2019, the Terrapins have won in every Big Ten arena since joining the league in the 2014-15 season.
- Since their first year in the Big Ten, the Terps are 130-5 (.963) when holding their league opponents to 70 points or less. The Terrapins are also 148-15 (.908) when they score 70 points or more.
- In her one season at Minnesota, Frese led the Gophers to a record of 22-8 overall, 11-5 in Big Ten play and an NCAA Tournament berth. She was named AP National Coach of the Year in April 2002.

### HOME SWEET HOME

- ▶ Maryland has been a dominant home team, especially over the last decade.
- The Terps are 607-142 (.810) all time in College Park, dating back to the inaugural 1971-72 season.
- Maryland is 313-47 (.869) at home under Brenda Frese, whose first season in College Park was the inaugural season of XFINITY Center. That is among the top 10 toughest places to play in the country.
- The Terrapins are 172-12 (.935) all-time in non-conference games in XFINITY Center.
- The Terps won 48 straight home games starting Nov. 9, 2007 with a 76-52 season-opening win over Princeton. The streak ended on Jan. 21, 2010 with an 80-77 loss to Miami.

## TERPS AND OPPONENTS IN THE POLLS

### Maryland – AP High/Low: 14/-- Associated Press

SCHOOL	ps	N13	N20	N27	D4	D11	D18	D25	J1	J8	J15	J22	J29	F5	F12	F19	F26	M4
Connecticut	2	8	6	11	17	17	17	15	12	13	9	8	11	11	15	15	10	9
Green Bay	--	--	--	RV	RV	RV	RV	RV	RV	--	--	RV	--	--	--	--	--	--
Illinois	23	RV	RV	--	--	--	--	--	--	--	--	--	--	--	--	--	--	--
Indiana	9	18	21	17	16	15	16	16	14	14	16	14	10	14	14	14	14	12
Iowa	3	2	5	4	4	4	4	4	4	3	2	5	3	2	4	4	6	3
<b>MARYLAND</b>	<b>14</b>	<b>20</b>	<b>RV</b>	<b>RV</b>	--	--	--	--	--	<b>RV</b>	--	--	--	--	--	--	--	--
Michigan	--	--	RV	--	--	--	--	--	RV	--	--	--	--	--	--	--	--	--
Michigan State	--	--	--	RV	RV	RV	RV	RV	RV	RV	RV	--	--	RV	RV	--	--	RV
Minnesota	--	--	--	--	RV	RV	RV	RV	--	--	--	--	--	--	--	--	--	--
Nebraska	RV	--	--	--	RV	RV	--	--	RV	--	--	--	--	RV	--	--	--	--
Ohio State	7	13	15	16	12	12	13	17	20	17	18	12	8	5	2	2	2	4
Penn State	--	--	--	RV	25	RV	--	RV	--	--	--	--	RV	--	--	--	--	--
South Carolina	6	1	1	1	1	1	1	1	1	1	1	1	1	1	1	1	1	1
Syracuse	--	--	--	--	RV	--	RV	RV	RV	25	RV	RV	22	21	23	19	19	20
Washington State	24	24	23	RV	21	RV	RV	RV	--	--	--	RV	RV	--	--	--	--	--

### USA Today Coaches

SCHOOL	ps	N14	N21	N28	D5	D12	D19	D26	J2	J9	J16	J23	J30	F6	F13	F20	F26	M5
Connecticut	3	8	7	12	17	18	17	17	15	14	10	8	10	9	14	13	10	9
Green Bay	--	--	--	RV	RV	RV	RV	--	--	RV	RV	--	--	--	--	--	--	--
Illinois	RV	--	--	--	--	--	--	--	--	--	--	--	--	--	--	--	--	--
Indiana	9	17	19	17	15	15	15	15	14	13	16	13	9	13	12	16	12	12
Iowa	3	2	6	4	3	3	3	3	3	3	2	5	4	2	4	4	6	3
<b>MARYLAND</b>	<b>11</b>	<b>19</b>	<b>24</b>	<b>RV</b>	<b>RV</b>	<b>RV</b>	<b>RV</b>	<b>RV</b>	<b>RV</b>	<b>RV</b>	<b>RV</b>	--	--	--	--	--	--	--
Michigan	25	RV	RV	RV	25	RV	RV	RV	RV	RV	--	--	--	--	--	--	--	--
Michigan State	--	--	--	--	--	--	--	--	--	<b>RV</b>	RV	RV	RV	RV	RV	RV	RV	RV
Nebraska	RV	--	--	--	--	--	--	--	--	--	--	--	--	--	--	--	--	--
Ohio State	6	10	12	13	11	11	13	13	18	16	15	12	7	5	2	2	2	4
South Carolina	4	1	1	1	1	1	1	1	1	1	1	1	1	1	1	1	1	1
Syracuse	--	--	--	RV	RV	RV	RV	RV	RV	RV	25	22	23	23	20	17	19	20
Washington State	--	RV	25	RV	22	RV	RV	--	--	--	--	RV	--	--	--	--	--	--

**BOLD are rankings at game time vs. Maryland**

## ASSOCIATED PRESS POLL

### MARCH 4, 2024

RK	School	Notes	Last
1	South Carolina (29-0)	875 (35)	1
2	Stanford (26-4)	822	4
3	Iowa* (26-4)	786	6
4	Ohio State* (25-4)	761	2
5	USC (23-5)	699	7
6	Texas (27-4)	687	3
7	UCLA (24-5)	673	8
8	LSU (26-4)	638	9
9	UConn (26-5)	566	10
10	NC State (25-5)	526	12
11	Virginia Tech (23-6)	513	5
12	Indiana* (24-4)	499	14
13	Oregon State (23-6)	472	11
14	Notre Dame (23-6)	470	17
15	Gonzaga (29-2)	399	16
16	Kansas State (24-6)	288	15
17	Baylor (23-6)	273	21
18	Colorado (21-8)	259	13
19	Oklahoma (21-8)	239	20
20	Syracuse (23-6)	210	19
21	Creighton (24-4)	199	23
22	Utah (21-9)	172	18
23	UNLV (26-2)	113	24
24	Louisville (23-8)	108	22
25	Fairfield (26-1)	60	RV

Princeton 24, Michigan State\* 12, West Virginia 9, Ole Miss 9, Columbia 3, North Carolina 3, Duke 3, Toledo 1, Kansas 1, Jackson State 1, Richmond 1, Iowa State 1

\*-Big Ten opponent • Italics are Terps' 2023-24 opponents

## USA TODAY COACHES POLL

### MARCH 5, 2024

RK	School	Notes	Last
1	South Carolina (29-0)	800 (32)	1
2	Stanford (26-4)	747	5
3	Iowa* (26-4)	734	6
4	Ohio State* (25-4)	694	2
5	LSU (26-4)	640	7
6	Texas (27-4)	614	3
7	UCLA (24-5)	602	8
8	USC (23-5)	586	9
9	UConn (26-5)	552	10
10	NC State (25-5)	512	11
11	Virginia Tech (23-6)	475	4
12	Indiana* (24-4)	465	12
13	Gonzaga (29-2)	419	13
14	Notre Dame (23-6)	392	17
15	Oregon State (23-6)	326	16
16	Kansas State (24-6)	300	14
17	Baylor (23-6)	259	21
18	Creighton (24-4)	254	20
19	Colorado (21-8)	245	15
20	Syracuse (23-6)	196	19
21	Oklahoma (21-8)	140	22
22	Utah (21-9)	121	18
23	UNLV (26-2)	118	24
24	Louisville (23-8)	89	23
25	Princeton (22-4)	53	RV

Fairfield 21, West Virginia 19, Ball State 9, Richmond 6, Tennessee 5, Michigan State\* 4, Toledo 2, Kansas 1

\*-Big Ten opponent • Italics are Terps' 2023-24 opponents

## TERRAPIN TEAM NOTES

### OVERTIME IS OUR TIME

- ▶ The phrase, "Overtime is our time!" became one of the catch phrases from the Terps' 2006 NCAA title run. That 2005-06 team went 6-0 in overtime games and won the national title in extra time vs. Duke.
- ▶ Prior to their Jan. 2, 2022 overtime game at No. 8 Indiana, the Terps had the longest active streak in the country without an overtime game at 287 straight games. Their last overtime game was a 92-81 win over Wake Forest in the ACC Tournament Quarterfinals on March 8, 2013.
- ▶ Maryland is 15-4 (.790) in overtime games in Frese's 22 years.
- ▶ In the 2007-08 season, Frese was not on the sidelines for two of the Terps' overtime games. She missed a 97-86 double overtime loss at North Carolina on Jan. 26, 2008 and a 74-71 win at Virginia Tech on Feb. 4, 2008, due to her pregnancy with her sons.

### TERPS IN THE PROS

- ▶ Twenty Terrapins have been drafted since the start of the WNBA in 1997, including 16 under Brenda Frese.
  - Nine of Frese's players have been drafted in the top 10, including: Crystal Langhorne (2008, 6th overall), Laura Harper (2008, 10th overall), Marissa Coleman (2009, 2nd overall), Kristi Toliver (2009, 3rd overall), Tianna Hawkins (2013, 6th overall), Alyssa Thomas (2014, 4th overall), Shatori Walker-Kimbrough (2017, 6th overall), Brionna Jones (2017, 8th overall) and Diamond Miller (2023, 2nd overall).
- ▶ Four former Terrapins have won WNBA Championships - Crystal Langhorne (Storm, 2018), Kristi Toliver (Sparks, 2016; Mystics, 2019), Shatori Walker-Kimbrough (Mystics, 2019) and Tianna Hawkins (Mystics, 2019).
- ▶ Maryland had five alums in the 2019 Finals as the Connecticut Sun played the Washington Mystics. Alyssa Thomas, Brionna Jones and the Sun took on Toliver, Walker-Kimbrough and Hawkins on the Mystics. Five alums was more than any other school.
- ▶ Four Terps played in the 2018 WNBA Finals - Walker-Kimbrough, Toliver, Hawkins and Langhorne. Four alums in the Finals was more than any other school.
- ▶ Five former Terps have been named WNBA All-Stars - Vicky Bullett (1999), Crystal Langhorne (2011, 2013), Kristi Toliver (2013), Marissa Coleman (2015) and Alyssa Thomas (2017, 2019, 2022, 2023) and Brionna Jones (2021, 2022).
- ▶ Miller was named to the WNBA All-Rookie Team in 2023. Walker-Kimbrough made the team in 2017. Thomas made the squad in 2014.
- ▶ Brionna Jones was named the WNBA's Most Improved Player in 2021 and Sixth Player of the Year in 2022.
- ▶ In 2022, Alyssa Thomas was named to the All-WNBA Second Team and was named the WNBA Comeback Player of the Year after returning from an achilles injury. She was named to the First Team in 2023.

### TERPS IN THE CLASSROOM

- ▶ The Terrapins have a 100 percent graduation rate in the 22 years under Brenda Frese.

### FRESE FOR THE WIN

- ▶ Head coach Brenda Frese's current career winning percentage is .772, which is the highest career percentage of all Big Ten head men's and women's basketball head coaches in their Division I careers.
- ▶ At the start of the 2023-24 season, here are some notable coaches' career records
  - Brenda Frese - 620-177 (.778)
  - Mike Krzyzewski - 1,202-368 (.766)
  - Tom Izzo (Mich. State)- 686-278 (.712)
  - Phil Jackson (NBA) 1,155-485 (.704)
  - Bill Belichick (Patriots) - 330-170 (.660)

### TERPS AT THE NEXT LEVEL

- ▶ Eleven of Brenda Frese's former staff members, players and interns have gone on to work in the NBA.
  - David Adkins (Maryland assistant): Current LA Clippers G-League Assistant
  - Katie Benzan (Maryland player): Current Utah Jazz Basketball Operations Generalist
  - Becky Bonner (Maryland staff member): Current Orlando Magic Director of Player Development & Basketball Operations
  - Winston Gandy (Maryland scout team player/staff member): Former Wizards Player Development Staff
  - Terry Nooner (Maryland assistant): Former Cleveland Cavaliers Assistant Coach
  - Adam Petway (Maryland performance staff): Former Wizards Basketball Performance Staff
  - Ryan Richman (Maryland scout team player/staff member): Current Washington Wizards Assistant Coach
  - Kristi Toliver (Maryland player): Current Dallas Mavericks Assistant Coach

### FEAR THE TURTLE!

- ▶ Maryland's bid to the 2023 NCAA Tournament marked its 19th straight postseason berth. Eighteen of those 19 were NCAA Tournament bids.
- ▶ The Terps have averaged 28.5 wins per season the last 17 years, and have 19 consecutive 20-win seasons from 2004-2022.
- ▶ Frese has led the Terps to seven 30-win seasons. 2005-06 marked the first 30-win season for the program, as the Terrapins went 34-4 and won the 2006 NCAA title. The Terps won 30 games in 2007-08 when they went 33-4 and in 2008-09 when they went 31-5. In 2012-13, the Terps notched the program's fourth 30-win season with their record of 31-5. Maryland posted three straight 30-win seasons in 2014-15, 2015-16 and 2016-17.
- ▶ Maryland earned a No. 1 seed in the NCAA Tournament in 2008, 2009 and 2015 and a No. 2 seed in 2006, 2007, 2012, 2021, 2023.

### BIG STANDINGS (FINAL)

Team	B1G	Overall	Streak
1. Ohio State	16-2 (.889)	25-4 (.862)	L1
2. Iowa	15-3 (.833)	26-4 (.867)	W3
Indiana	15-3 (.833)	24-4 (.857)	W3
4. Michigan State	12-6 (.667)	22-7 (.759)	W5
5. Nebraska	11-7 (.611)	19-10 (.655)	L1
6. Penn State	9-9 (.500)	18-11 (.621)	W2
Michigan	9-9 (.500)	18-12 (.600)	W1
<b>MARYLAND</b>	<b>9-9 (.500)</b>	<b>17-12 (.586)</b>	<b>L1</b>
9. Illinois	8-10 (.444)	14-14 (.500)	W1
10. Wisconsin	6-12 (.333)	13-15 (.464)	L3
11. Minnesota	5-13 (.278)	15-14 (.517)	L4
Purdue	5-13 (.278)	12-17 (.414)	L2
13. Northwestern	4-14 (.222)	9-20 (.310)	W1
14. Rutgers	2-16 (.118)	8-23 (.258)	L4

# HEAD COACH BRENDA FRESE

Arizona '93 - 22nd Year at Maryland, 25th as a Head Coach

Few coaches across any sport can claim the level of consistency and standard of excellence as Brenda Frese can in her 22 years at Maryland. Two-time National Coach of the Year, Frese's high work rate and positive attitude has resulted in 17 top-15 recruiting classes, three Final Fours, 14 conference titles and a National Championship in 2006. Frese has balanced that strong work ethic with a fun and family-friendly environment, also becoming a wife and a mother of twin boys, giving birth to them in the midst of one of the most successful seasons in the program's history. With the birth of her twins in February of 2008, she becomes one of only seven coaches to win a national championship and be a parent.

Since her first season at the helm when the team won just 10 games, Frese has guided Maryland to a National Championship in 2006, 20 winning seasons, 19-straight 20-win seasons, seven 30-win campaigns and 18 bids to the NCAA Tournament. In 2021, she signed an extension through at least the 2026-27 season. With rollover years, she can be on the Maryland sidelines through 2028.

Former Athletics Director Deborah A. Yow courted the 2002 AP National Coach of the Year because of Frese's reputation for making amazing turnarounds and her relentless work ethic in recruiting. Described as dynamic, overachieving, determined and enthusiastic, the 53-year old coach is one of college basketball's stars. Standing atop the podium in Boston in 2006, Frese became the fifth-youngest coach (age 35) in NCAA history to win a national title and only the ninth to win in her first trip to the Final Four.

Despite claiming eight ACC Tournament titles prior to her arrival, Maryland advanced to new heights when Frese stepped on the scene. In her second season, she led the Terrapins to a tie for third place in the ACC standings - its highest finish since 1996-97. She's led Maryland to 17 top-four league finishes in her 21 years, including the last 11



straight. Her Maryland squads have posted a 563-147 (.793) mark in 22 years, advancing to at least the second round of the tournament in 19 of the last 21 years, including 11 Sweet Sixteens, seven Elite Eights and three Final Fours.

On Feb. 14, 2021, Frese won her 500th game at Maryland, making her the winningest coach in Maryland

## THE FRESE FILE

Full Name	Brenda Sue Frese
Date of Birth	April 30, 1970
Hometown	Cedar Rapids, Iowa
Alma Mater	Arizona '93 (B.A., Communications) Kent State '95 (M.A. Athletic Administration)
Family	Husband, Mark Thomas Sons Markus Thomas and Tyler Thomas

## WINNINGEST DIVISION 1 COACHES ALL-TIME

1. *Geno Auriemma (UConn 86-pres)	1,200-160 (.882)
2. Leon Barmore (Louisiana Tech 83-02)	576-87 (.869)
3. *Kim Mulkey (Baylor 01-21, LSU pres.)	711-116 (.860)
4. Pat Summit (Tennessee 1975-12)	1,098-208 (.841)
5. *Karl Smesko (Walsh 1998, Fort Wayne 2000-01, FGCU 2003-pres.)	662-136 (.830)
6. *Tara Vanderveer (Idaho 79-80, Ohio State 81-85, Stanford 86-95, 97-pr)	1,206-268 (.818)
7. *Lisa Fortier (Gonzaga 15-pres)	255-61 (.807)
8. Bill Sheahan (Mt. St. Mary's 82-98)	372-104 (.782)
9. *Jeff Walz (Louisville 2008-pres.)	459-129 (.781)
10. *BRENDA FRESE (Ball St. 00-01, Minnesota 02, Maryland 03-pres)	633-187 (.772)
11. *Wes Moore (Maryville 88-93, Francis Marion 96-98, Chattanooga 99-14, NC State 2014-pres)	820-252 (.765)
12. *Dawn Staley (Temple 2001-08, South Carolina 2008-pres)	595-186 (.762)
12. Muffet McGraw (Lehigh 83-87, Notre Dame 88-20)	936-293 (.762)

## FRESE COACHING TREE

Tina Langley (HC at Washington)	Asst at MD
Jeff Walz (HC at Louisville)	Asst at MINN, MD
Joanna Bernabei-McNamee (HC at BC)	Asst at MINN, MD
Laura Harper (HC at Towson)	Player at MD
Terry Nooner (HC at Wichita State)	Asst at MD
Stephanie Stevens (HC at Gallaudet)	Staff at MD
Ryan Richman (AC for Wizards)	Intern at MD
Kristi Toliver (AC at Mavericks)	Player at MD
David Adkins (Player Develop. at Portland)	Asst at MD
Katie Benzan (Ops at Jazz)	Player at MD
Rhet Wierzba (AHC at Indiana)	DOBO at MD
Winston Gandy (AC at SC)	Staff at MD
Billy Fennelly (AC at Iowa State)	Staff at MD
Anjalé Barrett (AC at Monmouth)	Player/Staff at MD
Sean Ehlbeck (AC at BC)	Staff at MD
Tori Jankoska (AC at Virginia)	Staff at MD
Shay Robinson (AC at Louisville)	Asst at MD
Marsha Frese (AC at Loyola Chicago)	Asst at MD
Kaili McLaren (AC at UCSB)	Staff at MD
Mike Bowden (AC at UMKC MBB)	Staff at MD
Jade Perry (AC at Albright)	Player at MD
Quincy Cunningham (AC at PFW)	Intern at MD
Ieshia Small (AC at Apprentice School)	Player at MD
Christie Marrone (AC at Caldwell)	Player at MD
Joe Glowacki (Staff at Maryland)	Staff at MD
Libby Ellis (Associate AD at Maryland)	DOBO at MD
Ryland Adkins (DOBO at Maryland)	Staff at MD
Kyle Tarp (Maryland MBB Performance)	Staff at MD
Keith Pough (ECU Performance)	Staff at MD
Kristina Bayton (Staff at VCU)	Intern at MD
Sydney Durrah (Video at Georgia Tech/Atlanta Dream)	Intern at MD

## HEAD COACHING RECORD

Season	School	Overall	Pct.	Conf.	Pct.	Finish	Conf. Tournament	Postseason
1999-00	Ball State	16-13	.552	8-8	.500		Quarterfinals	
2000-01	Ball State	19-9	.679	11-5	.688		First Round	
2001-02	Minnesota	22-8	.733	11-5	.688	T-2nd	Quarterfinals	NCAA Second Round
2002-03	Maryland	10-18	.357	4-12	.250		First Round	
2003-04	Maryland	18-13	.581	8-8	.500		Semifinals	NCAA Second Round
2004-05	Maryland	22-10	.688	7-7	.500		Semifinals	NCAA Second Round
2005-06	Maryland	34-4	.895	12-2	.857		Finals	<b>NCAA CHAMPIONS</b>
2006-07	Maryland	28-6	.824	10-4	.714		Quarterfinals	NCAA Second Round
2007-08	Maryland	33-4	.892	13-1	.929		Semifinals	NCAA Elite Eight
2008-09	Maryland	31-5	.861	12-2	.857	1st	ACC Champions	NCAA Elite Eight
2009-10	Maryland	21-13	.618	5-9	.357		Quarterfinals	WNIT Third Round
2010-11	Maryland	24-8	.750	9-5	.643		Quarterfinals	NCAA Second Round
2011-12	Maryland	31-5	.861	12-4	.750		ACC Champions	NCAA Elite Eight
2012-13	Maryland	26-8	.765	14-4	.778		Semifinals	NCAA Sweet Sixteen
2013-14	Maryland	28-7	.800	12-4	.750		Quarterfinals	NCAA Final Four
2014-15	Maryland	34-3	.919	18-0	1.000	1st	Big Ten Champions	NCAA Final Four
2015-16	Maryland	31-4	.886	16-2	.889	1st	Big Ten Champions	NCAA Second Round
2016-17	Maryland	32-3	.914	15-1	.938	T-1st	Big Ten Champions	NCAA Sweet Sixteen
2017-18	Maryland	26-8	.765	12-4	.750	2nd	Finals	NCAA Second Round
2018-19	Maryland	29-5	.853	15-3	.833	1st	Finals	NCAA Second Round
2019-20	Maryland	28-4	.875	16-2	.889	T-1st	Big Ten Champions	Canceled, COVID-19
2020-21	Maryland	26-3	.897	17-1	.944	1st	Big Ten Champions	NCAA Sweet Sixteen
2021-22	Maryland	23-8	.742	13-4	.765	T-4th	Quarterfinals	NCAA Sweet Sixteen
2022-23	Maryland	28-7	.800	15-3	.823	T-2nd	Semifinals	NCAA Elite Eight
2023-24	Maryland	19-12	.613	9-9	.500			
<b>Total</b>		<b>582-159</b>	<b>.786</b>	<b>264-91</b>	<b>.744</b>			<b>18 NCAA Appearances (41-17)</b>
<b>Career Total</b>		<b>639-189</b>	<b>.772</b>	<b>293-110</b>	<b>.727</b>			<b>19 NCAA Appearances (42-18)</b>

## 2023-24 COACHING STAFF

basketball history. She surpassed former women's basketball head coach and Hall of Famer Chris Weller, who retired with 499 wins for the Terrapins.

After joining the Big Ten in 2014, Frese's Terrapins have had historical success in the league. Her Terrapins teams have earned a record of 141-20 (.876) in conference play, including their 19-3 record in the Big Ten Tournament. Frese and the Terps have won six of seven Big Ten Championships, five Big Ten Tournament titles and made a record seven straight appearances in the Big Ten Championship game.

Frese and her staff led the Terrapins to an unprecedented level of success in their first year in the Big Ten in 2015. After losing five seniors, including three starters and a three-time All-American, Maryland led the league in scoring with 80.2 points per game, en route to a perfect 18-0 conference record in a new league and a 24-game win streak over three months. The Terrapins were the first team to go undefeated in conference play since Purdue went 16-0 in 1998-99 and Ohio State went 18-0 in 1984-85. The Terps were the first Maryland team, men's or women's, to stay perfect in conference play. Frese was named Big Ten Coach of the Year for the second time in her career.

After losing five starters from the 2019-20 Big Ten Championship squad, Frese and her staff reloaded with five newcomers and the return of five sophomores. Frese's Terrapins did not miss a beat in 2020-21, earning a record of 26-3 overall, 17-1 in league play and winning the program's sixth Big Ten title in seven years. The Terrapins advanced to their ninth Sweet Sixteen under Frese. She was named Big Ten Coach of the Year and National Coach of the Year by the AP, The Athletic and ESPN.

Frese has built the team's success around recruiting, hard work and a positive atmosphere. The instant she arrived on campus, she determinedly worked the recruiting trails in an effort to reclaim the elite status Maryland once had in the 1980s. Success came quickly and early. Before she even coached a game in the newly-constructed XFINITY Center, she received commitments from a pair of high school All-Americans, including Shay Doron, who went on to become a three-time All-ACC pick and a Women's National Basketball Association (WNBA) Draft selection. In all, 23 McDonald's All-Americans have donned a Maryland uniform under Frese's reign.

Seventeen of Frese's recruiting classes have been ranked in the top-15, including 14 rated in the top-10 and eight in the top five. In 2016, she and her staff signed the program's first-ever No. 1 recruiting class for the 2016-17 season. The landmark signings of Crystal Langhorne, Laura Harper, Jade Perry and Ashleigh Newman were rated No. 2 in the country, while the class of Marissa Coleman and Kristi Toliver was ranked No. 4 - the core of the Terps' national championship team. Her 2010 batch of Terrapins included four high school All-Americans and a No. 2 national ranking. Frese and her staff's 2019 class was ranked No. 1 on signing day.

Frese's recruiting classes have lived up to their billing and her pupils have earned numerous accolades. The first Terp in 17 years to garner All-American nods in 2006, Langhorne was a three-time AP and United States Basketball Writers Association (USBWA) All-American, the program's first multiple All-American. She was selected a Women's Basketball Coaches Association (WBCA) All-American in 2007, the first in school history since 1989, and then again received the accolade in 2008. Most recently, Alyssa Thomas earned All-American nods from the WBCA, USBWA and First Team honors from the AP in 2012. Thomas was the first sophomore in school history to be named a WBCA All-American and First Team AP All-American and the first to be a three-time All-American.

Frese's players have also received numerous conference honors. Alyssa Thomas became just the second underclassman ever to be named ACC Player of the Year in March 2012. She is the first underclassman in league history to be named Player of the Year and Tournament MVP in the same season. Thomas was just the second player in league history to be named ACC Player of the Year in three straight years (2012, 2013, 2014). In her final season, Langhorne was selected the ACC's Player of the Year, the first Terp to win the

award in nearly 20 years. Toliver followed suit at the end of her senior year, winning the ACC's top-player honor in 2009. In 2005, Langhorne became the program's first ACC Rookie of the Year since 1991. Coleman followed in her footsteps by nabbing the honor during the Terps' championship campaign in 2006. Center Lynette Kizer and Thomas made it four Terps in six years to be named the league's top freshman when they won in 2009 and 2011.

In all, Terps have received 60 All-Conference citations in Frese's 19 years, including a school-record six in 2020 when Kaila Charles, Taylor Mikesell, Blair Watson, Stephanie Jones, Ashley Owusu and Shakira Austin were honored. Twelve Terps have been First Team conference selections 20 times in Frese's tenure.

Numerous Terps have also garnered national recognition under Frese. Most recently, Ashley Owusu won the Ann Meyers Drysdale Award for the nation's top shooting guard in 2021, while also earning All-America honors from the AP and the USBWA.

Maryland has rewritten several records over the last 18 seasons. In 2014-15, the Terrapins went 18-0 in conference play in their first season in the Big Ten. They were just the third team in history to go undefeated in Big Ten play. They won 28-straight games from Dec. 3, 2014 through March 30, 2015 to set a new school record. In 2007-08, the Terps became the first team in NCAA history to have four active players with at least 1,000 points on the same roster. That year, school records were broken for most home wins (21), which is also believed to be an NCAA record. The team opened the 2006-07 campaign winning 18-straight games, setting the program record for best start to a season. Maryland ended the 2008-09 campaign having won a school-record 36-straight home games, thanks to undefeated home marks in two successive seasons, and 40-consecutive non-conference games at the XFINITY Center. In the 2009-10 season the Terrapins extended that streak to 48, a Maryland basketball record for either program.

In 2005-06, the team's 34 wins set a school record, shattering the previous mark of 29. The championship squad also set new standards for highest road winning percentage (.900), points (3,166), field goal attempts (2,363), 3-point field goals (216), 3-point attempts (540), free throws (690), free throw attempts (924), team free throw percentage (.747), rebounds (1,720) and blocked shots (195).

Under Frese, Maryland has been crowned an NCAA statistical champion 13 times. Most recently, Maryland led the nation in scoring (90.8 ppg) and assist/turnover ratio (1.69) and Katie Benzan led the country in three-point percentage (50.0). The Terrapins posted the nation's best rebounding margin in 2006 (+11.9), 2007 (+14.3) and 2016 (+15.1) and second-best in 2012 (+12.9) and 2013 (+13.7). In 2016, Jones led the country with her field goal percentage of 66.5 percent and Walker-Kimbrough led the NCAA, and set a Big Ten record, with her three-point field goal percentage of 54.5 percent. In 2017, Jones once again led the country with her field goal percentage of 69.0%. Also in 2006, the Terps shot 40.0 percent from 3-point range, tops in the country, while winning the most games of any team that year (34). In 2007, the team's 18.3 assists-per-game average was the best in the country, it owned the best shooting accuracy at 49.5 percent in 2008 and, in 2009, it once again claimed the top 3-point shooting mark in the nation (40.1 percent).

Maryland has been one of the most prolific scoring teams in the NCAA over the last decade, ranking No. 2 in scoring average in 2006, 2007 and 2008 and No. 3 in 2009. The Terrapins were third in the country in field goal percentage (.471) in 2013. In 2016, the Terrapins were No. 2 in the country in field goal percentage (49.6%) and No. 5 in scoring (83.2). In 2017, the Terrapins were No. 2 in the nation in rebounding margin (+13.9), scoring (89.3) and field goal percentage (51.0%), third in scoring margin (+24.9) and fourth in assists (19.8).

## CAREER HIGHLIGHTS

- ESPN National Coach of the Year (2021)
- AP National Coach of the Year (2002, 2021)
- Nell and John Wooden Excellence in Coaching Award (2021)
- WBCA Regional Coach of the Year (2012, 2013, 2015, 2016, 2017, 2018, 2021)
- Big Ten Coach of the Year (2002, 2015, 2019, 2021)
- ACC Coach of the Year (Coaches, 2013)
- Mid-American Conference Coach of the Year (2000)
- NCAA Champions (2006)
- Conference Regular Season Titles (2009, 2015, 2016, 2017, 2019, 2020, 2021)
- Conference Tournament Titles (2009, 2012, 2015, 2016, 2017, 2020, 2021)
- Three Final Fours (2006, 2014, 2015)
- Seven NCAA Elite Eights (2006, 2008, 2009, 2012, 2014, 2015, 2023)
- 11 Sweet Sixteens (2006, 2008, 2009, 2012, 2013, 2014, 2015, 2017, 2021, 2022, 2023)
- 19 NCAA Tournament Appearances ('02, '04, '05, '06, '07, '08, '09, '11, '12, '13, '14, '15, '16, '17, '18, '19, '21, '22, '23)
- 12 WBCA All-American Selections
- 18 WNBA Draft Picks
- Seven Conference Player of the Year honors: ACC (2008, 09, 12, 13, 14); Big Ten (2002); MAC (2000)
- Nine Conference Rookies of the Year: ACC (2005, 06, 09, 11); Big Ten (2002, 17, 19, 20); MAC (2000)
- 75 All-Conference honors: First team (28); Second team (26); Third team (4); Honorable Mention (17)
- 4 Conference Sixth Players of the Year
- 23 Conference All-Freshman Team honorees
- Five CoSIDA Academic All-Americans
- Nine CoSIDA Academic All-District 2 Selections
- 43 Academic All-Conference Honors
- 25 McDonald's All-Americans
- No. 10 2002-03 Recruiting Class
- No. 2 2003-04 Recruiting Class
- No. 4 2004-05 Recruiting Class
- No. 7 2005-06 Recruiting Class
- No. 2 2006-07 Recruiting Class
- No. 10 2007-08 Recruiting Class
- No. 15 2008-09 Recruiting Class
- No. 2 2009-10 Recruiting Class
- No. 9 2011-12 Recruiting Class
- No. 4 2012-13 Recruiting Class
- No. 11 2013-14 Recruiting Class
- No. 10 2014-15 Recruiting Class
- No. 1 2015-16 Recruiting Class
- No. 4 2017-18 Recruiting Class
- No. 3 2018-19 Recruiting Class
- No. 9 2020-21 Recruiting Class
- No. 7 2022-23 Recruiting Class



**KAREN BLAIR**  
Associate Head Coach  
SMU '99  
Sixth Year at Maryland



**KAITLYNN FRATZ**  
Assistant Coach/Defensive Specialist  
Cal U '15  
Sixth Year at Maryland



**LINDSEY SPANN**  
Assistant Coach/Recruiting Coordinator  
Penn State '17  
Fifth Year at Maryland



**NOELLE COBB**  
Director of Recruiting/Assistant Coach  
La Verne '17  
First Year at Maryland



**JESSICA IMHOF**  
Director of Scouting/Assistant Coach  
TCNJ '12  
Fourth Year at Maryland



**RYLAND ADKINS**  
Director of Basketball Operations  
Maryland '16  
Second Year at Maryland




**JOE GLOWACKI**  
Director of Video  
Maryland '16  
Fifth Year at Maryland



**BRIONNA JONES**  
Director of Player Personnel  
Maryland '17  
First Year at Maryland




**KELSEY WOLFE**  
Associate Director of Basketball Performance  
Virginia '14  
Second Year at Maryland



**MELISSA CHEPULIS**  
Associate Athletic Trainer  
Baylor '14  
Fifth Year at Maryland





# #0 SHYANNE SELLERS

GUARD • 6-2 • JR • 2V • AURORA, OH (AURORA)

📷 SHYANNE.SELLERS / 🐦 SHYANNESELLERS3



## AS A JUNIOR (2023-24):

- All-Big Ten First Team honoree
- Preseason All-Big Ten Team
- Nancy Lieberman Award Watch List
- Wooden Award Preseason Top 50 Watch List
- Big Ten Player of the Week Honor Roll (11/13/23; 12/4/23)
- Scored 20 or more points in 8 games and double figures in 24
- Scored 18 of her 23 points in second half effort to lift Terps to win over Green Bay; also added 9 boards and 6 assists
- Added a career-high 11 assists in win over Niagara
- Scored a 28 points, 19 in the second half, with career-high 13 rebounds for fourth career double-double in comeback win over George Mason
- Picked up first double-double with points (13) and assists (10) vs. Northwestern
- Scored career-high 29 points with 8 rebounds and 6 assists vs. JMU
- Reached 1,000 career points with 12 vs. Purdue on Jan. 14, 2024 - her 83rd career game
- Added fourth double-double of the year with 21 points, 10 rebounds, 8 assists vs. Rutgers
- Scored 18 of her 25 points in second half with 8 rebounds, 7 assists in win over top-seeded Ohio State in Big Ten Quarterfinals

## AS A SOPHOMORE (2022-23):

- All Big Ten First Team (media), Second Team (coaches); All-Big Ten Defensive Team honoree
- Big Ten Player of the Week (Jan. 23, 2023)
- Named to Cheryl Miller Award Watch List and Midseason Final 10
- Scored in double figures in 28 of 35 games
- Scored 17 points, 10 in the first quarter, in win at No. 7 Notre Dame
- Scored 16 of her 18 points in the second half in Sweet 16 win over Notre Dame

## AS A FRESHMAN (2021-22):

- Named Big Ten Sixth Player of the Year as top reserve, as well as to the All-Big Ten Freshman Team
- Two-time Big Ten Freshman of the Week (11/22/22; 12/27/21)
- Scored in double figures in 13 of 32 games

## THE SELLERS FILE...

- Ranked the No. 22 recruit in the class of 2021, according to ESPN
- Averaged 21.9 points, 10.6 rebounds and 4.6 assists in 2020 while leading her Aurora High School team to the Division I district semifinals
- Team won four straight Suburban League American Division championship
- Suburban League American Conference Player of the Year for three straight years, Division I North-east Inland District Player of the Year and a finalist for Miss Ohio Basketball as a junior
- Helped her Aurora squad to four league championships, a District Championship, earned four League MVP honors, four Team MVP honors and earned All-State honors every year
- Notched career-highs of 40 points, 23 rebounds with 10 assists
- Parents are Brad and Kymberly Sellers.
- Dad played basketball at Wisconsin and Ohio State, then played in the NBA.
- Has three sisters, Sydney, Syarra and Shayla... Syarra played basketball at Thomas Moore University in Kentucky and Shayla plays at Purdue Fort Wayne in Indiana
- Major is communication

## #0 SELLERS, Shyanne

Opponent	Date	GS	MIN	Total			3-Pointers		Free throws		Rebounds			PF	A	TO	BLK	STL	PTS	AVG	
				FG	FGA	PCT	3FG	3FGA	PCT	FT	FTA	PCT	OFF								DEF
Harvard	11/06/2023 *		31:42	7-11	.636	3-5	.600	8-8	1.000	0	4	4	4.0	1	7	0	2	2	25	25.0	
at South Carolina	11/12/2023 *		32:48	8-18	.444	2-4	.500	3-4	.750	0	8	8	6.0	2	3	6	0	2	21	23.0	
at UConn	11/16/2023 *		34:10	4-13	.308	1-4	.250	7-10	.700	0	4	4	5.3	4	1	8	0	1	16	20.7	
Syracuse	11/19/2023 *		36:53	6-13	.462	0-1	.000	7-7	1.000	1	7	8	6.0	2	3	5	0	5	19	20.3	
vs Washington St.	11/23/2023 *		26:56	3-10	.300	1-1	1.000	2-2	1.000	0	3	3	5.4	1	3	2	2	3	9	18.0	
vs Green Bay	11/24/2023 *		36:31	7-19	.368	0-2	.000	9-11	.818	3	6	9	6.0	3	6	2	0	0	23	18.8	
vs Massachusetts	11/25/2023 *		22:08	4-6	.667	0-0	.000	5-5	1.000	0	2	2	5.4	2	6	4	0	1	13	18.0	
Niagara	11/29/2023 *		24:42	3-6	.500	1-2	.500	2-2	1.000	0	4	4	5.3	3	11	2	1	2	9	16.9	
George Mason	12/03/2023 *		39:29	8-18	.444	0-3	.000	12-16	.750	3	10	13	6.1	2	5	3	0	2	28	18.1	
Northwestern	12/10/2023 *		38:10	6-16	.375	1-3	.333	0-0	.000	3	5	8	6.3	1	10	3	2	5	13	17.6	
Towson	12/12/2023 *		21:14	2-4	.500	1-2	.500	3-3	1.000	0	5	5	6.2	2	4	2	0	1	8	16.7	
James Madison	12/20/2023 *		33:46	9-19	.474	3-6	.500	8-9	.889	0	8	8	6.3	3	6	1	2	1	29	17.8	
at Nebraska	12/31/2023 *		21:54	1-7	.143	0-2	.000	2-2	1.000	1	3	4	6.2	5	3	7	3	0	4	16.7	
at Minnesota	01/03/2024 *		37:13	5-8	.625	1-3	.333	4-6	.667	0	3	3	5.9	2	8	2	0	3	15	16.6	
at Michigan St.	01/09/2024 *		39:31	7-16	.438	0-3	.000	9-9	1.000	1	8	9	6.1	3	3	3	1	2	23	17.0	
Purdue	01/14/2024 *		28:21	5-10	.500	0-2	.000	2-2	1.000	1	1	2	5.9	2	5	3	3	0	12	16.7	
Ohio St.	01/17/2024 *		27:03	1-8	.125	0-2	.000	10-10	1.000	5	4	9	6.1	4	7	4	7	4	0	12	16.4
Illinois	01/24/2024 *		37:50	6-14	.429	0-1	.000	2-2	1.000	2	3	5	6.0	2	9	3	0	0	14	16.3	
at Michigan	01/24/2024 *		36:07	5-11	.455	0-2	.000	1-2	.500	1	3	4	5.9	5	3	9	0	1	11	16.0	
at Penn St.	01/28/2024 *		08:56	2-2	1.000	0-0	.000	0-0	.000	0	0	0	5.6	1	2	1	0	0	4	15.4	
Iowa	02/03/2024 *		37:10	5-12	.417	0-4	.000	4-4	1.000	2	5	7	5.7	4	8	2	0	1	14	15.3	
at Rutgers	02/06/2024 *		35:53	4-15	.267	0-0	.000	8-10	.800	1	2	3	5.5	3	4	3	0	0	16	15.4	
at Illinois	02/11/2024 *		35:44	6-12	.500	1-1	1.000	5-6	.833	2	9	11	5.8	2	6	3	4	0	10	15.5	
Penn St.	02/18/2024 *		38:42	5-9	.556	2-2	1.000	5-6	.833	0	9	9	5.9	4	9	3	1	2	17	15.5	
Rutgers	02/21/2024 *		37:29	6-11	.545	2-4	.500	7-8	.875	2	8	10	6.1	3	8	1	1	2	21	15.8	
at Ohio St.	02/25/2024 *		27:47	2-10	.200	0-1	.000	3-4	.750	0	4	4	6.0	3	5	2	0	0	7	15.4	
Wisconsin	02/29/2024 *		34:32	5-9	.556	0-0	.000	6-7	.857	0	2	2	5.9	3	5	3	0	3	16	15.4	
at Indiana	03/03/2024 *		34:05	3-13	.231	0-2	.000	5-6	.833	2	4	6	5.9	3	3	4	0	0	11	15.3	
vs Illinois	03/07/2024 *		25:53	4-7	.571	0-0	.000	3-4	.750	0	1	1	5.7	5	8	4	2	1	11	15.1	
vs Ohio St.	03/08/2024 *		40:00	9-17	.529	0-1	.000	7-10	.700	2	6	8	5.8	3	7	5	1	2	25	15.5	
<b>Totals</b>			<b>30</b>	<b>962:37</b>	<b>148:344</b>	<b>.430</b>	<b>19:63</b>	<b>.302</b>	<b>149:177</b>	<b>.842</b>	<b>32</b>	<b>141</b>	<b>173</b>	<b>5.8</b>	<b>83</b>	<b>164</b>	<b>103</b>	<b>19</b>	<b>41</b>	<b>464</b>	<b>15.5</b>

## Player Averages

Games Played	Minutes/game	Points/game	FG Pct	3FG Pct	FT Pct	Rebounds/game	Assists/game	Turnovers/game	Assist/Turnover ratio	Steals/game	Blocks/game
30	32.1	15.5	43.0	30.2	84.2	5.8	5.5	3.4	1.6	1.4	0.6

## SEASON/CAREER HIGHS

	SEASON	CAREER HIGHS
POINTS	29 vs. James Madison (12/20/23)	29 vs. James Madison (12/20/23)
REBOUNDS	13 vs. George Mason (12/3/23)	13 vs. George Mason (12/3/23)
FG MADE	9 (2x) last vs. Ohio State (3/8/24)	10 at #6 Iowa (2/2/23)
FG ATT.	19 (2x) last vs. James Madison (12/20/23)	19 (2x) last vs. James Madison (12/20/23)
3 FG MADE	3 (2x) last vs. James Madison (12/20/23)	5 vs Penn State (1/6/22)
3 FG ATT.	6 vs. James Madison (12/20/23)	8 (2x), last vs Northwestern (1/23/22)
FT MADE	12 vs. George Mason (12/3/23)	12 vs. George Mason (12/3/23)
FT ATT.	16 vs. George Mason (12/3/23)	16 vs. George Mason (12/3/23)
ASSISTS	11 vs. Niagara (11/29/23)	11 vs. Niagara (11/29/23)
BLOCKS	3 at Nebraska (12/31/23)	3 at Nebraska (12/31/23)
STEALS	5 (2x) last vs. Northwestern (12/10/23)	5 (5x), last vs. Northwestern (12/10/23)
MINUTES	40 (2x) last vs. Ohio State (3/8/24)	40 (4x) last vs. Ohio State (3/8/24)

## MISCELLANEOUS STATS

Category	Season	Career	Last Time
Double-Doubles	4	7	21 points, 10 rebounds vs. Rutgers (2/21/24)
Double-Figure Scoring	24	65	25 vs. Ohio State (3/8/24)
20+ points	8	12	25 vs. Ohio State (3/8/24)
5+ assists	18	38	7 vs. Ohio State (3/8/24)

SEASON	TEAM	Field Goals		3-Point		F-Throws		Rebounds				Scoring								
		GP-GS	MIN/AVG	FG-FGA	FG%	3FG-3FGA	3FG%	FT-FTA	FT%	OFF	DEF	TOT	AVG	PF-FO	A	TO	BLK	STL	PTS	AVG
2021-22	MD	32-10	847/26.5	91-220	.414	32-101	.317	33-46	.717	34	88	122	3.8	70-1	83	43	7	56	247	7.7
2022-23	MD	35-30	989/28.3	176-362	.486	25-72	.347	109-135	.807	36	133	169	4.8	101-3	136	85	20	64	486	13.9
2023-24	MD	30-30	963/32.1	148-344	.430	19-63	.302	149-177	.842	32	141	173	5.8	83-3	164	103	19	41	464	15.5
<b>TOTAL</b>		<b>97-70</b>	<b>2799/28.9</b>	<b>415-926</b>	<b>.448</b>	<b>76-236</b>	<b>.322</b>	<b>291-358</b>	<b>.813</b>	<b>102</b>	<b>362</b>	<b>464</b>	<b>4.8</b>	<b>254-7</b>	<b>383</b>	<b>231</b>	<b>46</b>	<b>161</b>	<b>1197</b>	<b>12.3</b>



# #2 RILEY NELSON

GUARD • 6-1 • FR • HS • CLARKSBURG, MD (THE BULLIS SCHOOL)

📷 @RILEYNELSON



## AS A FRESHMAN (2023-24):

- Big Ten Sportsmanship Award recipient
- Suffered ACL tear in Terrapins' game vs. Purdue (Jan. 14)
- Added 9 points off the bench in win over Green Bay
- Scored a career-high 15 points in win over Niagara
- Added 11 points off the bench at Nebraska

## BEFORE MARYLAND:

- A five-star recruit, the No. 17-ranked incoming freshman overall by Blue Star Basketball and No. 18 by ESPN
- 2023 McDonald's All-American
- Jordan Brand All-American
- Named the Maryland Gatorade Player of the Year in 2022 and 2023
- Averaged 16.6 points and 10.9 rebounds per game as a senior, leading the Bulldogs (19-10) to the Independent School League Division AA Tournament semifinals. Also averaged 2.5 assists, 1.4 steals and 1.2 blocks.
- Earned 4A First Team All-State and First Team All County honors as a junior and senior
- Montgomery County WBCA Player of the Year, First Team WBCA, Montgomery Country WBCA Private Schools Newcomer of the Year and Private School Player of the Year
- Team USA Finalist
- Led her high school team to the 2019 and 2022 Regional titles and the 2022 Montgomery County championship and a runner-up finish in the 2022 State Championship
- Played AAU for the Fairfax Stars
- Played first three high school seasons at Clarksburg High School
- Also played golf in high school

## THE NELSON FILE...

- Parents are James and Jessica Nelson
- Has one younger brother, Chase
- Enjoys playing golf
- Came to Maryland because of the "family atmosphere and to win a national championship."
- Letters & Sciences major

#2 NELSON, Riley

Opponent	Date	GS	MIN	FG-FGA	PCT	3FG-3FGA	PCT	FT-FTA	PCT	OFF	DEF	TOT	AVG	PF	A	TO	BLK	STL	PTS	AVG
Harvard	11/06/2023	10:03	1-2	.500	0-0	.000	1-1	1.000	0	2	2	2.0	0	3	1	0	0	0	3	3.0
at South Carolina	11/12/2023	06:57	1-2	.500	0-1	.000	0-0	.000	1	0	1	1.5	2	1	1	0	0	0	2	2.5
at UConn	11/16/2023	11:55	1-3	.333	0-2	.000	0-0	.000	0	1	1	1.3	1	0	1	0	0	0	2	2.3
Syracuse	11/19/2023	06:19	0-1	.000	0-0	.000	0-0	.000	0	0	0	1.0	1	0	0	0	0	0	0	1.8
vs Washington St.	11/23/2023	22:22	2-12	.167	0-1	.000	2-2	1.000	4	1	5	1.8	0	2	0	0	0	1	6	2.6
vs Green Bay	11/24/2023	33:43	4-9	.444	0-2	.000	1-1	1.000	1	1	2	1.8	1	1	0	0	0	0	9	3.7
vs Massachusetts	11/25/2023	20:47	3-8	.375	0-1	.000	2-2	1.000	0	2	2	1.9	2	1	1	1	1	1	8	4.3
Niagara	11/29/2023	26:50	7-11	.636	1-2	.500	0-1	.000	1	0	1	1.8	1	2	3	0	0	1	15	5.6
George Mason	12/03/2023	06:34	1-1	1.000	1-1	1.000	0-0	.000	0	0	0	1.6	0	1	0	1	0	0	3	5.3
Northwestern	12/10/2023	09:49	1-1	1.000	0-0	.000	0-1	.000	0	0	0	1.4	0	1	0	0	0	0	2	5.0
Towson	12/12/2023	13:53	4-8	.500	0-3	.000	2-2	1.000	0	1	1	1.4	0	1	0	1	0	1	10	5.5
James Madison	12/20/2023	16:39	1-3	.333	0-0	.000	1-2	.500	1	3	4	1.6	1	0	3	0	0	3	5.3	
at Nebraska	12/31/2023	09:51	3-4	.750	1-2	.500	4-5	.800	0	1	1	1.5	3	0	0	0	0	1	11	5.7
at Minnesota	01/03/2024	07:53	0-2	.000	0-0	.000	0-0	.000	0	0	0	1.4	0	1	0	0	0	1	0	5.3
at Michigan St.	01/09/2024	17:33	1-2	.500	0-1	.000	3-4	.750	0	0	0	1.3	2	0	0	0	0	0	5	5.3
Purdue	01/14/2024	04:03	1-1	1.000	0-0	.000	0-0	.000	0	0	0	1.3	0	0	0	0	0	0	2	5.1
<b>Totals</b>		<b>0</b>	<b>225:12</b>	<b>31-70</b>	<b>.443</b>	<b>3-16</b>	<b>.188</b>	<b>16-21</b>	<b>.762</b>	<b>8</b>	<b>12</b>	<b>20</b>	<b>1.3</b>	<b>14</b>	<b>13</b>	<b>11</b>	<b>2</b>	<b>5</b>	<b>81</b>	<b>5.1</b>

Player Averages

Games Played	Minutes/game	Points/game	FG Pct	3FG Pct	FT Pct	Rebounds/game	Assists/game	Turnovers/game	Assist/Turnover ratio	Steals/game	Blocks/game
16	14.1	5.1	44.3	18.8	76.2	1.3	0.8	0.7	1.2	0.3	0.1

## ▶ SEASON/CAREER HIGHS

	SEASON	CAREER HIGHS
POINTS	15 vs. Niagara (11/29/23)	15 vs. Niagara (11/29/23)
REBOUNDS	5 vs. #23 Washington State (11/23/23)	5 vs. #23 Washington State (11/23/23)
FG MADE	7 vs. Niagara (11/29/23)	7 vs. Niagara (11/29/23)
FG ATT.	12 vs. #23 Washington State (11/23/23)	12 vs. #23 Washington State (11/23/23)
3 FG MADE	1 (3x) last at Nebraska (12/31/23)	1 (3x) last at Nebraska (12/31/23)
3 FG ATT.	3 vs. Towson (12/12/23)	3 vs. Towson (12/12/23)
FT MADE	4 at Nebraska (12/31/23)	4 at Nebraska (12/31/23)
FT ATT.	5 at Nebraska (12/31/23)	5 at Nebraska (12/31/23)
ASSISTS	3 vs. Harvard (11/6/23)	3 vs. Harvard (11/6/23)
BLOCKS	1 vs. Towson (12/12/23)	1 vs. Towson (12/12/23)
STEALS	1 (5x) last at Minnesota (1/3/24)	1 (5x) last at Minnesota (1/3/24)
MINUTES	34 vs. Green Bay (11/24/23)	34 vs. Green Bay (11/24/23)

## ▶ MISCELLANEOUS STATS

Category	Season	Career	Last Time
Double-Doubles			
Double-Figure Scoring	3	3	11 at Nebraska (12/31/23)

		Field Goals		3-Point		F-Throws		Rebounds				Scoring								
SEASON	TEAM	GP-GS	MIN/AVG	FG-FGA	FG%	3FG-3FGA	3FG%	FT-FTA	FT%	OFF	DEF	TOT	AVG	PF-FO	A	TO	BLK	STL	PTS	AVG
2023-24	MD	16-0	225/14.1	31-70	.443	3-16	.188	16-21	.762	8	12	20	1.3	14-0	13	11	2	5	81	5.1
<b>TOTAL</b>		<b>16-0</b>	<b>225/14.1</b>	<b>31-70</b>	<b>.443</b>	<b>3-16</b>	<b>.188</b>	<b>16-21</b>	<b>.762</b>	<b>8</b>	<b>12</b>	<b>20</b>	<b>1.3</b>	<b>14-0</b>	<b>13</b>	<b>11</b>	<b>2</b>	<b>5</b>	<b>81</b>	<b>5.1</b>



# #3 LAVENDER BRIGGS

GUARD • 6-1 • GR • 3V • PROVO, UT (PROVO / FLORIDA)

📷 LAVBRIGGS / 🐦 LAVBRIGGS



## AS A GRAD (2023-24):

- Suffered season-ending knee injury in second quarter vs. Rutgers (Feb. 21)
- Missed 5 games in Nov-Dec with lower body injury
- Led Terps with 25 points, her most as a Terp, off 11-17 shooting, 3 threes at Nebraska
- Has scored in double figures in 9 games
- Added 15 points in win at Illinois

## AS A SENIOR (2022-23):

- Academic All-Big Ten honoree (2023)
- Led the Terps with 8 boards in season opener at George Mason (11/7/22)
- Reached 1,000 career points with 8 in win at No. 7 Notre Dame, her 70th career game (12/1/22)
- Scored 14 points, 10 in the third quarter, in win over Minnesota (12/30/22)
- Chipped in 14 points, 7 in fourth quarter push to seal win over #13 Michigan (1/26/23)
- Added 10 points in win at Northwestern (2/9/23)
- Scored season-high 19 points with 5 boards in win over #6 Iowa (2/21/23)
- Hit 2 clutch three-pointers and grabbed 4 boards to reach 500 career rebounds in win at #16 Ohio State (2/24/23)
- Added 11 points with 4 boards off the bench in Big Ten Quarterfinals win (3/3/23)
- Hit 2 big threes and finished with 12 points in Sweet 16 win over No. 10 Notre Dame

## AT FLORIDA (2021-22):

- Averaged 12.5 points, 5.6 rebounds in 14 games her junior year
- Led the Gators in scoring her sophomore season with 19.4 points per game
- As a sophomore, collected four double-doubles and scored in double figures in 17 of 18 games played
- Named to All-SEC Freshman Team
- As a freshman, Double figures in 26 of 29 games played; led team in scoring 16 times

## THE BRIGGS FILE...

- Finished her senior season with averages of 32.2 points (a state record) and 12.5 rebounds per game.
- Became the first Florida women's basketball player ever to play in the Jordan Brand Classic (2019).
- Member of the 2018-19 All-USA Utah First Team.
- Set the state record for most points scored in a single season, finishing with 683 in the 2018-19 campaign.
- 1,908 career points scored were the second most in state history
- Broke the state of Utah's record of points scored in a single game (53) which included a 32-point half which is also a state record.
- Two-time First-Team 4A All-State performer receiving the honor in 2017 and 2018.
- Participant in the 2018 U17 U.S National Team trials.
- Played two seasons at Provo High School, finishing with 1,057 in just 37 games played.
- Played her first two seasons of high school ball at Mountain View High School.
- Born in Newburgh, N.Y. and lived there before moving to Utah at age 7.
- Was coached by her mom and often played up several grade levels growing up
- Earned her degree in sociology and working on a graduate degree in management studies

### #3 BRIGGS, Lavender

Opponent	Date	GS	MIN	Total			3-Pointers			Free throws			Rebounds			PF	A	TO	BLK	STL	PTS	AVG
				FG-FGA	PCT	3FG-3FGA	PCT	FT-FTA	PCT	OFF	DEF	TOT	AVG									
Harvard	11/06/2023	*	23:07	2-7	.286	0-1	.000	3-4	.750	3	5	8	8.0	3	4	1	0	0	7	7.0		
at South Carolina	11/12/2023	*	29:03	1-5	.200	0-0	.000	0-0	.000	1	4	5	6.5	1	3	0	0	0	2	4.5		
at UCConn	11/16/2023	*	19:06	1-7	.143	1-3	.333	0-0	.000	3	3	6	6.3	1	0	1	0	0	3	4.0		
Syracuse	11/19/2023	*	36:00	5-13	.385	0-2	.000	0-0	.000	3	3	6	6.3	1	1	2	0	1	10	5.5		
vs Washington St.	11/23/2023	*	32:48	8-17	.471	2-5	.400	0-0	.000	5	2	7	6.4	1	1	1	0	1	18	8.0		
vs Green Bay	11/24/2023	*	10:18	0-1	.000	0-0	.000	0-0	.000	1	3	4	6.0	1	0	0	0	0	0	6.7		
vs Massachusetts	11/25/2023	*	11:46	1-5	.200	0-0	.000	0-0	.000	0	1	1	5.3	0	0	0	0	0	0	2	6.0	
at Nebraska	12/31/2023		32:10	11-17	.647	3-6	.500	0-0	.000	1	3	4	5.1	2	2	0	0	1	25	8.4		
at Minnesota	01/03/2024		35:46	6-14	.429	1-3	.333	0-0	.000	2	3	5	5.1	3	2	3	0	1	13	8.9		
at Michigan St.	01/09/2024		12:11	0-1	.000	0-1	.000	0-0	.000	0	2	2	4.8	2	0	1	0	0	0	8.0		
Purdue	01/14/2024		23:40	3-7	.429	1-3	.333	4-5	.800	2	4	6	4.9	4	2	3	0	1	11	8.3		
Ohio St.	01/17/2024		35:00	6-12	.500	2-4	.500	2-2	1.000	1	5	6	5.0	1	0	1	0	2	16	8.9		
Illinois	01/20/2024		29:58	3-7	.429	2-2	1.000	0-0	.000	1	2	3	4.8	2	3	0	0	0	8	8.8		
at Michigan	01/24/2024		39:18	6-13	.462	1-3	.333	1-2	.500	0	6	6	4.9	3	2	1	1	0	14	9.2		
at Penn St.	01/28/2024		34:17	4-8	.500	0-0	.000	1-2	.500	1	4	5	4.9	3	1	1	0	0	9	9.2		
Indiana	01/31/2024	*	37:07	5-14	.357	0-1	.000	0-0	.000	2	3	5	4.9	4	1	1	0	1	10	9.3		
Iowa	02/03/2024	*	38:59	4-11	.364	0-2	.000	1-2	.500	0	7	7	5.1	1	2	1	0	2	9	9.2		
at Rutgers	02/06/2024		27:15	2-10	.200	0-1	.000	0-0	.000	5	4	9	5.3	3	1	1	1	2	4	8.9		
at Illinois	02/11/2024		31:19	6-13	.462	2-3	.667	1-1	1.000	0	3	3	5.2	3	2	0	1	1	15	9.3		
Penn St.	02/18/2024	*	23:33	2-4	.500	0-0	.000	0-0	.000	1	2	3	5.1	2	3	4	0	0	4	9.0		
Rutgers	02/21/2024		09:57	1-3	.333	0-0	.000	0-0	.000	2	3	5	5.0	0	0	1	1	0	2	8.7		
<b>Totals</b>			<b>10 572:38</b>	<b>77-189</b>	<b>.407</b>	<b>15-40</b>	<b>.375</b>	<b>13-18</b>	<b>.722</b>	<b>34</b>	<b>72</b>	<b>106</b>	<b>5.0</b>	<b>41</b>	<b>27</b>	<b>26</b>	<b>4</b>	<b>13</b>	<b>182</b>	<b>8.7</b>		

### Player Averages

Games Played	Minutes/game	Points/game	FG Pct	3FG Pct	FT Pct	Rebounds/game	Assists/game	Turnovers/game	Assist/Turnover ratio	Steals/game	Blocks/game
21	27.3	8.7	40.7	37.5	72.2	5.0	1.3	1.2	1.0	0.6	0.2


## SEASON/CAREER HIGHS

	SEASON	CAREER HIGHS
POINTS	25 at Nebraska (12/31/23)	41 at Arkansas (1/14/21)
REBOUNDS	8 vs. Harvard (11/6/23)	13 at Kentucky (2/2/20)
FG MADE	11 at Nebraska (12/31/23)	17 at Arkansas (1/14/21)
FG ATT.	17 (2x) last at Nebraska (12/31/23)	29 at Arkansas (1/14/21)
3 FG MADE	3 at Nebraska (12/31/23)	6 at Arkansas (1/14/21)
3 FG ATT.	6 at Nebraska (12/31/23)	15 at Tennessee (1/31/21)
FT MADE	4 vs. Purdue (1/14/24)	11 vs. Ole Miss (2/13/20)
FT ATT.	5 vs. Purdue (1/14/24)	13 vs. Ole Miss (2/13/20)
ASSISTS	4 vs. Harvard (11/6/23)	8 at Grambling State (11/5/19)
BLOCKS	1 (3x) last vs. Rutgers (2/21/24)	3 vs. #1 South Carolina (3/27/23)
STEALS	2 (2x) last vs. Iowa (2/3/24)	3 (6x), last vs. #10 Ohio State (2/5/23)
MINUTES	39 (2x) last vs. Iowa (2/3/24)	44 at LSU (2/11/21)

## MISCELLANEOUS STATS

Category	Season	Career	Last Time
Double-Figure Scoring	9	70	15 at Illinois (2/11/24)
20-plus Points	1	16	25 at Nebraska (12/31/23)
Double-Doubles		12	15 pts, 12 rebs at George Mason (12/1/21)

SEASON	TEAM	GP-GS	MIN/AVG	Field Goals			3-Point		F-Throws		Rebounds				Scoring					
				FG-FGA	FG%	3FG-3FGA	3FG%	FT-FTA	FT%	OFF	DEF	TOT	AVG	PF-FO	A	TO	BLK	STL	PTS	AVG
2019-20	UF	29-29	1004/34.6	172-435	.395	41-118	.347	50-82	.610	49	131	180	6.2	57-0	61	107	12	30	435	15.0
2020-21	UF	18-18	645/35.9	136-336	.405	32-99	.323	47-72	.653	26	91	117	6.5	33-1	46	40	5	23	351	19.5
2021-22	UF	14-14	455/32.5	75-194	.387	13-49	.265	12-14	.857	16	63	79	5.6	17-1	37	35	7	18	175	12.5
2022-23	MD	35-6	867/24.8	99-253	.391	29-74	.392	26-29	.897	48	98	146	4.2	52-0	45	41	15	21	253	7.2
2023-24	MD	21-10	573/27.3	77-189	.407	15-40	.375	13-18	.722	34	72	106	5.0	41-0	27	26	4	13	182	8.7
<b>TOTAL FOR MD</b>	<b>56-16</b>	<b>1440/25.7</b>	<b>176-442</b>	<b>.398</b>	<b>44-114</b>	<b>.386</b>	<b>39-47</b>	<b>.830</b>	<b>82</b>	<b>170</b>	<b>252</b>	<b>4.5</b>	<b>93-0</b>	<b>72</b>	<b>67</b>	<b>19</b>	<b>34</b>	<b>435</b>	<b>7.8</b>	
<b>TOTAL</b>	<b>117-77</b>	<b>3544/30.3</b>	<b>559-1407</b>	<b>.397</b>	<b>130-380</b>	<b>.342</b>	<b>148-215</b>	<b>.688</b>	<b>173</b>	<b>455</b>	<b>628</b>	<b>5.4</b>	<b>200-2</b>	<b>216</b>	<b>249</b>	<b>43</b>	<b>105</b>	<b>1396</b>	<b>11.9</b>	



# #5 BRINAE ALEXANDER

GUARD/FORWARD • 6-0 • SR • 3V • MURFREESBORO, TN (RIVERDALE/VANDERBILT)

📷 BRINAE.ALEXANDER / 🐦 BRUHHNAENAE



### AS A GRADUATE STUDENT (2023-24):

- Scored in double figures in 13 games
- Made her first 11 shots and finished 11-13, 7-7 from 3FG for career-high 29 points vs. Niagara (11/29/23)
- Hit 5 threes for 16 points with 5 rebounds at #2 Ohio State
- Made 5 threes and finished with 19 points in Big Ten Quarterfinals win over top-seeded Ohio State

### AS A SENIOR (2022-23):

- Voted team co-captain
- Big Ten Player of the Week Honor Roll (2/27/23)
- Scored in double figures in 13 games
- Reached 1,000 career points with third quarter three-pointer in win over Rutgers, her 83rd career game (1/15/23)
- Grabbed a career-high 11 rebounds vs. Davidson (11/16/22)
- Went 5-8 from outside the arc for 17 points vs. Pitt (11/27/22)
- Hit 2 key fourth quarter threes in win at No. 7 Notre Dame (12/1/22)
- Led Terps with 20 points off 7-10 FG and 6-8 3FG in win over Rutgers (1/15/23)
- Went 6-9 from outside the arc for season-high 24 points in win over #6 Iowa (2/21/23)
- Added 4 key threes for 16 points in win at #16 Ohio State (2/27/23)
- Led Terps with 18 points in her NCAA Tournament debut vs. Holy Cross (3/17/23)

### AT VANDERBILT:

- As a senior, started in all 32 games and led the Commodores in scoring with 15.2 points per game
- That year, scored in double figures in 25 of 32 games
- As a sophomore, started first seven games, then missed remainder of season due to injury; led team in scoring and made threes prior to injury
- Named to SEC All-Freshman team
- Missed nine games in the middle of freshman season due to injury

### THE ALEXANDER FILE...

- Led Riverdale to third straight Tennessee AAA state championship and No. 1 nationally by USA Today
- Averaged 16 points per game and six rebounds per game as a senior, helping the Lady Warriors to 36-1 record and state title
- All-State honors as sophomore, junior and senior
- Division 7-AAA Athlete of the Year and Tennessee Class AAA Miss Basketball finalist
- McDonald's All-American nominee
- No. 51 overall prospect and No. 14 guard in the 2018 class according to ESPN HoopGurlz
- 33rd-ranked overall prospect by espnW
- Daughter of Brian Alexander and Stephanie Davis
- Two siblings: Brianne and Tonie Davis
- Working on a graduate degree in product management

#5 ALEXANDER, Brinae

Opponent	Date	GS	MIN	Total			3-Pointers	Free throws	Rebounds				PF	A	TO	BLK	STL	PTS	AVG		
				FG-FGA	PCT	3FG-3FGA			PCT	FT-FTA	PCT	OFF								DEF	TOT
Harvard	11/06/2023	*	20:24	5-8	.625	5-8	.625	0-0	.000	0	4	4	4.0	1	0	1	0	2	15	15.0	
at South Carolina	11/12/2023	*	32:43	3-10	.300	2-6	.333	2-2	1.000	1	1	2	3.0	3	2	2	0	0	10	12.5	
at UConn	11/16/2023	*	26:39	2-6	.333	2-6	.333	0-0	.000	1	1	2	2.7	3	2	2	0	1	6	10.3	
Syracuse	11/19/2023	*	24:25	2-7	.286	2-5	.400	1-2	.500	1	3	4	3.0	2	0	0	1	7	9.5		
vs Washington St.	11/23/2023	*	22:21	1-3	.333	1-3	.333	0-0	.000	0	4	4	3.2	3	0	1	0	1	3	8.2	
vs Green Bay	11/24/2023	*	10:17	1-5	.200	1-4	.250	0-0	.000	2	2	4	3.3	5	0	1	0	0	3	7.3	
vs Massachusetts	11/25/2023	*	21:17	4-13	.308	3-11	.273	2-2	1.000	0	3	3	3.3	2	3	0	0	6	13	8.1	
Niagara	11/29/2023	*	21:12	11-13	.846	7-9	.778	0-0	.000	0	7	7	3.8	1	3	0	0	5	29	10.8	
George Mason	12/03/2023	*	24:32	4-10	.400	3-9	.333	1-2	.500	1	3	4	3.8	3	2	3	0	0	12	10.9	
Northwestern	12/10/2023	*	16:56	3-8	.375	1-5	.200	0-0	.000	0	1	1	3.5	2	0	0	0	0	7	10.5	
Towson	12/12/2023	*	24:42	4-9	.444	3-6	.500	0-0	.000	0	7	7	3.8	0	2	3	0	2	11	10.5	
James Madison	12/20/2023	*	21:56	1-7	.143	1-3	.333	0-0	.000	0	3	3	3.8	4	1	1	0	0	3	9.9	
at Nebraska	12/31/2023	*	31:17	2-5	.400	2-5	.400	0-0	.000	0	2	2	3.6	0	1	1	1	0	6	9.6	
at Minnesota	01/03/2024	*	14:20	3-6	.500	2-4	.500	0-0	.000	0	0	0	3.4	0	0	1	0	1	8	9.5	
at Michigan St.	01/09/2024	*	33:37	3-8	.375	3-7	.429	0-0	.000	0	2	2	3.3	2	0	1	0	1	9	9.5	
Purdue	01/14/2024	*	21:01	3-6	.500	2-4	.500	0-0	.000	1	3	4	3.3	1	1	1	0	0	8	9.4	
Ohio St.	01/17/2024	*	30:26	3-9	.333	2-6	.333	0-0	.000	0	0	0	3.1	3	0	1	0	1	8	9.3	
Illinois	01/20/2024	*	15:38	1-5	.200	1-4	.250	2-2	1.000	0	2	2	3.1	2	0	0	0	0	5	9.1	
at Michigan	01/24/2024	*	22:49	2-4	.500	2-4	.500	0-0	.000	0	1	1	2.9	5	1	1	1	3	6	8.9	
at Penn St.	01/28/2024	*	26:01	3-10	.300	2-7	.286	2-2	1.000	0	1	1	2.9	1	3	3	0	2	10	9.0	
Indiana	01/31/2024	*	28:04	4-8	.500	2-3	.667	0-1	.000	2	2	4	2.9	3	2	0	0	2	10	9.0	
Iowa	02/03/2024	*	34:57	4-14	.286	4-13	.308	0-0	.000	0	2	2	2.9	1	0	1	0	3	12	9.1	
at Rutgers	02/06/2024	*	22:30	2-7	.286	2-6	.333	0-0	.000	0	3	3	2.9	1	1	0	0	1	6	9.0	
at Illinois	02/11/2024	*	20:27	0-4	.000	0-2	.000	0-0	.000	0	2	2	2.8	0	2	0	0	0	0	8.6	
Penn St.	02/18/2024	*	26:49	3-8	.375	2-7	.286	0-0	.000	0	1	1	2.8	1	1	0	0	1	8	8.6	
Rutgers	02/21/2024	*	21:34	4-12	.333	4-12	.333	0-0	.000	0	2	2	2.7	3	0	0	0	0	12	8.7	
at Ohio St.	02/25/2024	*	26:53	5-9	.556	5-9	.556	1-2	.500	1	4	5	2.8	3	0	3	0	1	16	9.0	
Wisconsin	02/29/2024	*	32:57	3-10	.300	3-9	.333	0-0	.000	0	3	3	2.8	3	3	3	0	1	9	9.0	
at Indiana	03/03/2024	*	36:16	2-7	.286	0-4	.000	0-0	.000	0	1	1	2.8	2	2	0	0	3	4	8.8	
vs Illinois	03/07/2024	*	36:24	4-9	.444	3-7	.429	1-2	.500	0	6	6	2.9	3	3	1	0	1	12	8.9	
vs Ohio St.	03/08/2024	*	39:04	7-16	.438	5-11	.455	0-0	.000	0	3	3	2.9	1	1	1	0	1	19	9.3	
<b>Totals</b>			<b>31</b>	<b>788:29</b>	<b>99-256</b>	<b>.387</b>	<b>77-199</b>	<b>.387</b>	<b>12-17</b>	<b>.706</b>	<b>10</b>	<b>79</b>	<b>89</b>	<b>2.9</b>	<b>64</b>	<b>33</b>	<b>37</b>	<b>2</b>	<b>40</b>	<b>287</b>	<b>9.3</b>

Player Averages

Games Played	Minutes/game	Points/game	FG Pct	3FG Pct	FT Pct	Rebounds/game	Assists/game	Turnovers/game	Assist/Turnover ratio	Steals/game	Blocks/game
31	25.4	9.3	38.7	38.7	70.6		2.9	1.1	1.2	0.9	1.3

### ▶ SEASON/CAREER HIGHS

	SEASON	CAREER HIGHS
POINTS	29 vs. Niagara (11/29/23)	29 vs. Niagara (11/29/23)
REBOUNDS	7 (2x) last vs. Towson (12/12/23)	11 vs. Davidson (11/16/22)
FG MADE	11 vs. Niagara (11/29/23)	11 vs. Niagara (11/29/23)
FG ATT.	16 vs. Ohio State (3/8/24)	16 vs. Ohio State (3/8/24)
3 FG MADE	7 vs. Niagara (11/29/23)	7 vs. Niagara (11/29/23)
3 FG ATT.	13 vs. Iowa (2/3/24)	13 vs. Iowa (2/3/24)
FT MADE	2 (6x) last at Penn State (1/28/24)	10 vs. Auburn (1/30/22)
FT ATT.	2 (7x) last at Ohio State (2/25/24)	10 (2x), last vs. Auburn (1/30/22)
ASSISTS	3 (4x) last vs. Illinois (3/7/24)	6 vs. Texas A&M (3/2/22)
BLOCKS	1 (2x) last at Michigan (1/24/24)	2 at PFW (12/21/22)
STEALS	6 vs. UMass (11/25/23)	6 vs. UMass (11/25/23)
MINUTES	39 vs. Ohio State (3/8/24)	43 vs. Alabama (2/6/22)

### ▶ MISCELLANEOUS STATS

Category	Season	Career	Last Time
Double-Figure Scoring	13	68	19 vs. Ohio State (3/8/24)
Double-Doubles			

SEASON	TEAM	GP-GS	MIN/AVG	Field Goals			3-Point		F-Throws		Rebounds				Scoring					
				FG-FGA	FG%	3FG-3FGA	3FG%	FT-FTA	FT%	OFF	DEF	TOT	AVG	PF-FO	A	TO	BLK	STL	PTS	AVG
2018-19	Vandy	21-10	500/23.8	68-169	.402	29-84	.345	37-57	.649	32	51	83	4.0	57-2	30	35	2	15	202	9.6
2019-20	Vandy	7-7	154/22.0	38-76	.500	12-33	.364	6-8	.750	10	13	23	3.3	11-0	5	12	1	10	94	13.4
2020-21	Vandy	5-5	156/31.2	21-72	.292	7-33	.212	10-13	.769	9	16	25	5.0	15-0	14	17	2	3	59	11.8
2021-22	Vandy	32-32	1052/32.9	181-443	.409	61-168	.363	63-81	.778	38	74	112	3.5	90-4	46	90	10	63	486	15.2
2022-23	MD	35-1	794/22.7	107-246	.435	68-155	.439	33-38	.868	33	81	114	3.3	84-1	36	37	8	37	315	9.0
2023-24	MD	31-31	788/25.4	99-256	.387	77-199	.387	12-17	.706	10	79	89	2.9	64-2	33	37	2	40	287	9.3
<b>TOTAL FOR MD</b>		<b>66-32</b>	<b>1582/24.0</b>	<b>206-502</b>	<b>.410</b>	<b>145-354</b>	<b>.410</b>	<b>45-55</b>	<b>.818</b>	<b>43</b>	<b>160</b>	<b>203</b>	<b>3.1</b>	<b>148-3</b>	<b>69</b>	<b>74</b>	<b>10</b>	<b>77</b>	<b>602</b>	<b>9.1</b>
<b>TOTAL</b>		<b>131-86</b>	<b>3444/26.3</b>	<b>514-1262</b>	<b>.407</b>	<b>254-672</b>	<b>.378</b>	<b>161-214</b>	<b>.752</b>	<b>132</b>	<b>314</b>	<b>446</b>	<b>3.4</b>	<b>321-9</b>	<b>164</b>	<b>228</b>	<b>25</b>	<b>168</b>	<b>1443</b>	<b>11.0</b>



# #11 JAKIA BROWN-TURNER

GUARD/FORWARD • 6-0 • GR • 4G • OXON HILL, MD (BISHOP MCNAMARA)  
 @ JUST.JAKIA / JUSTJAKIAA



## AT MARYLAND...

- All-Big Ten Second Team (coaches), Honorable Mention (media)
- Cheryl Miller Award Watch List
- Big Ten Player of the Week Honor Roll (2/19/24; 3/4/24)
- Scored in double figures in 23 games
- Picked up first double-double of the year with 10 points, 7 in the fourth quarter, with a career-high 13 boards in win over Green Bay
- Added 18 points, 16 in the first half, with 9 boards in win over Purdue
- Added 10 points, 12 in the fourth quarter, with 10 boards to seal win over Illinois
- Led Terps with 21 points, 7 assists in overtime game at Michigan
- Led team with 21 points, 6 rebounds at Penn State
- Scored season-best 22 points vs. #10 Indiana
- Led team and tied her career-high 25 points with 9 boards vs. #3 Iowa
- First Terp to score 20+ points in 5 straight games since Shatori Walker-Kimbrough in 2017
- Picked up third double-double of the year with 11 points, 10 rebs at Rutgers
- Scored career-high 32 points, 28 in the second half, with 7 rebounds in Senior Day game vs. Penn State
- Picked up back-to-back double-doubles vs. Wisconsin (18 pts, 10 rebs) and at Indiana (15 pts, 13 rebs)
- Added 19 points, 9 boards in Big Ten Quarterfinals win over top-seeded Ohio State

## AT NC STATE...

- Naimsmith Preseason Watch List (2022)
- Ann Meyers Drysdale Award Watch List (2022)
- Associated Press All-American (Honorable Mention, 2021)
- Consensus First Team All-ACC honoree (2021)
- ACC All-Tournament Second Team (2022)
- ACC All-Academic Team (2021)
- All-ACC Freshman Team (2020)
- Cancun Challenge All-Tournament Team (2022)
- Reached 1,000 career points in 95th career game (11/13/22)
- Scored in double figures in 16 games in senior year and in 67 career games
- Scored 17 points to help the Wolfpack to a win at then-No. 10 Iowa in the ACC/Big Ten Challenge in Dec 2022
- In the Wolfpack's Elite Eight run in 2022, Brown-Turner scored a season-high 20 points in the Elite Eight game vs. UConn, including a game-tying three to force overtime

## THE BROWN-TURNER FILE...

- Selected to compete in the 2019 McDonald's All-American Game on March 27 in Atlanta
- 2019 Maryland Girls' Basketball Player of the Year
- 2019 Naimsmith Girls' High School All-America 3rd Team
- Selected to participate in 2019 Jordan Brand Classic
- Maryland Gatorade Player of the Year (2019)
- Ranked No. 15 in the 2019 class by ESPN
- Led Bishop McNamara to the WCAC Tournament finals as a senior
- Family Science major

#11 BROWN-TURNER, Jakia

Opponent	Date	GS	MIN	Total		3-Pointers		Free throws		Rebounds				Other							
				FG-FGA	PCT	3FG-3FGA	PCT	FT-FTA	PCT	OFF	DEF	TOT	AVG	PF	A	TO	BLK	STL	PTS	AVG	
Harvard	11/06/2023	*	25:26	5-11	.455	0-2	.000	1-1	1.000	1	4	5	5.0	3	1	5	0	4	11	11.0	
at South Carolina	11/12/2023	*	23:29	4-9	.444	2-3	.667	2-2	1.000	4	1	5	5.0	4	0	2	0	0	12	11.5	
at UConn	11/16/2023	*	33:50	4-17	.235	2-6	.333	3-4	.750	4	3	7	5.7	4	1	3	1	1	13	12.0	
Syracuse	11/19/2023	*	22:28	3-10	.300	0-4	.000	2-2	1.000	2	1	3	5.0	3	0	2	0	1	8	11.0	
vs Washington St.	11/23/2023	*	28:18	2-11	.182	0-2	.000	7-8	.875	3	3	6	5.2	0	3	2	0	1	11	11.0	
vs Green Bay	11/24/2023	*	31:48	3-7	.429	0-0	.000	4-5	.800	0	13	13	6.5	0	2	2	0	1	10	10.8	
vs Massachusetts	11/25/2023	*	21:17	7-9	.778	0-2	.000	3-3	1.000	3	1	4	6.1	1	2	4	0	2	17	11.7	
Niagara	11/29/2023	*	18:05	3-6	.500	0-2	.000	1-2	.500	0	0	0	5.4	0	3	1	0	0	7	11.1	
George Mason	12/03/2023	*	29:07	3-11	.273	0-2	.000	1-2	.500	1	1	2	5.0	4	2	1	0	1	7	10.7	
Northwestern	12/10/2023	*	29:31	4-12	.333	0-1	.000	5-6	.833	5	2	7	5.2	1	1	2	1	1	13	10.9	
Towson	12/12/2023	*	19:03	3-9	.333	0-0	.000	1-3	.333	1	3	4	5.1	1	1	2	0	0	7	10.5	
at Nebraska	12/31/2023	*	22:14	4-8	.500	0-3	.000	1-3	.333	1	3	4	5.0	5	2	1	0	0	9	10.4	
at Minnesota	01/03/2024	*	19:18	3-9	.333	0-1	.000	0-0	.000	0	3	3	4.8	0	1	0	0	1	6	10.1	
at Michigan St.	01/09/2024	*	25:24	1-5	.200	0-0	.000	2-2	1.000	1	1	2	4.6	4	1	2	0	4	9.6		
Purdue	01/14/2024	*	28:47	8-9	.889	1-2	.500	1-1	1.000	2	7	9	4.9	2	2	1	0	1	18	10.2	
Ohio St.	01/17/2024	*	35:00	8-18	.444	0-2	.000	0-0	.000	3	5	8	5.1	5	0	3	0	2	16	10.6	
Illinois	01/20/2024	*	34:55	9-16	.563	2-2	1.000	0-0	.000	3	7	10	5.4	1	2	1	0	2	20	11.1	
at Michigan	01/24/2024	*	44:20	9-15	.600	2-3	.667	1-3	.333	1	5	6	5.4	1	7	0	0	1	21	11.7	
at Penn St.	01/28/2024	*	30:15	9-17	.529	2-3	.667	1-1	1.000	3	3	6	5.5	3	3	2	0	2	21	12.2	
Indiana	01/31/2024	*	35:20	7-10	.700	0-1	.000	8-9	.889	2	2	4	5.4	1	1	2	0	1	22	12.7	
Iowa	02/03/2024	*	38:57	9-14	.643	4-5	.800	3-4	.750	2	7	9	5.6	4	1	1	0	25	13.2		
at Rutgers	02/06/2024	*	32:53	4-13	.308	1-4	.250	2-2	1.000	4	6	10	5.8	1	2	2	0	1	11	13.1	
at Illinois	02/11/2024	*	38:19	5-13	.385	0-2	.000	1-2	.500	2	8	10	6.0	2	1	3	0	4	11	13.0	
Penn St.	02/18/2024	*	31:12	12-17	.706	2-4	.500	6-8	.750	1	6	7	6.0	1	0	3	0	3	32	13.8	
Rutgers	02/21/2024	*	29:25	5-10	.500	0-1	.000	1-3	.333	3	5	8	6.1	3	1	0	0	0	11	13.7	
at Ohio St.	02/25/2024	*	38:18	4-11	.364	0-0	.000	2-2	1.000	3	3	6	6.1	4	4	2	0	0	10	13.6	
Wisconsin	02/29/2024	*	35:36	7-12	.583	2-3	.667	2-3	.667	2	8	10	6.2	2	4	3	1	0	18	13.7	
at Indiana	03/03/2024	*	40:00	5-17	.294	2-4	.500	3-4	.750	4	9	13	6.5	2	1	4	0	0	15	13.8	
vs Illinois	03/07/2024	*	40:00	5-15	.333	1-2	.500	3-4	.750	3	5	8	6.5	1	2	2	1	0	14	13.8	
vs Ohio St.	03/08/2024	*	30:59	7-14	.500	1-2	.500	4-4	1.000	1	8	9	6.6	4	2	3	1	0	19	14.0	
Totals			30	913:33	162-355	.456	24-68	.353	71-93	.763	65	133	198	6.6	67	53	61	8	30	419	14.0

### Player Averages

Games Played	Minutes/game	Points/game	FG Pct	3FG Pct	FT Pct	Rebounds/game	Assists/game	Turnovers/game	Assist/Turnover ratio	Steals/game	Blocks/game
30	30.5	14.0	45.6	35.3	76.3	6.6	1.8	2.0	0.9	1.0	0.3

### SEASON/CAREER HIGHS

	SEASON	CAREER HIGHS
POINTS	32 vs. Penn State (2/18/24)	32 vs. Penn State (2/18/24)
REBOUNDS	13 (2x) last at Indiana (3/3/24)	13 (2x) last at Indiana (3/3/24)
FG MADE	12 vs. Penn State (2/18/24)	12 vs. Penn State (2/18/24)
FG ATT.	18 vs.#18 Ohio State (1/17/24)	19 at South Carolina (12/3/20)
3 FG MADE	4 vs. Iowa (2/3/24)	4 (6x), last vs. Iowa (2/3/24)
3 FG ATT.	6 at #8 UConn (11/16/23)	8 vs. Virginia Tech (1/24/21)
FT MADE	8 vs. Indiana (1/31/24)	8 vs. Indiana (1/31/24)
FT ATT.	9 vs. Indiana (1/31/24)	9 vs. Indiana (1/31/24)
ASSISTS	7 at Michigan (1/24/24)	8 vs. Coastal Carolina (12/6/20)
BLOCKS	2 at Michigan State (1/9/24)	3 (2x), last at Duke (2/13/22)
STEALS	4 (2x) last at Illinois (2/11/24)	4 (3x), last at Illinois (2/11/24)
MINUTES	44 at Michigan (1/24/24)	47 vs. UConn (3/28/22)

### MISCELLANEOUS STATS

Category	Season	Career	Last Time
Double-Figure Scoring	23	90	19 vs. Ohio State (3/8/24)
Double-Doubles	6	10	15 pts, 13 rebs at Indiana (3/3/24)

		Field Goals		3-Point		F-Throws		Rebounds				Scoring								
SEASON	TEAM	GP-GS	MIN/AVG	FG-FGA	FG%	3FG-3FGA	3FG%	FT-FTA	FT%	OFF	DEF	TOT	AVG	PF-FO	A	TO	BLK	STL	PTS	AVG
2019-20	NCSU	32-31	917/28.6	114-270	.422	43-117	.368	30-48	.625	36	78	114	3.6	68-2	54	53	11	30	301	9.4
2020-21	NCSU	25-25	759/30.4	130-294	.442	40-108	.370	38-52	.731	35	90	125	5.0	55-2	61	40	5	16	338	13.5
2021-22	NCSU	35-35	983/28.1	131-295	.444	42-124	.339	38-54	.704	43	119	162	4.6	49-0	73	57	10	27	342	9.8
2022-23	NCSU	32-32	890/27.8	105-286	.367	34-113	.301	48-61	.787	33	92	125	3.9	68-1	58	63	8	26	292	9.1
2023-24	MD	30-30	914/30.5	162-355	.456	24-68	.353	71-93	.763	65	133	198	6.6	67-2	53	61	8	30	419	14.0
<b>TOTAL FOR MD</b>		<b>30-30</b>	<b>914/30.5</b>	<b>162-355</b>	<b>.456</b>	<b>24-68</b>	<b>.353</b>	<b>71-93</b>	<b>.763</b>	<b>65</b>	<b>133</b>	<b>198</b>	<b>6.6</b>	<b>67-2</b>	<b>53</b>	<b>61</b>	<b>8</b>	<b>30</b>	<b>419</b>	<b>14.0</b>
<b>TOTAL</b>		<b>154-153</b>	<b>4463/29.0</b>	<b>642-1500</b>	<b>.428</b>	<b>183-530</b>	<b>.345</b>	<b>225-308</b>	<b>.731</b>	<b>212</b>	<b>512</b>	<b>724</b>	<b>4.7</b>	<b>307-7</b>	<b>299</b>	<b>274</b>	<b>42</b>	<b>129</b>	<b>1692</b>	<b>11.0</b>



#13 FAITH MASONIUS

GUARD/FORWARD • 6-1 • FR • 3V • BELMAR, NJ (MANASQUAN)

FAITHMASONIUS / FAITHMASONIUS13



#13 MASONIUS, Faith

Table with columns: Opponent, Date, GS, MIN, Total FG-FGA, PCT, 3-Pointers 3FG-3FGA, PCT, Free throws FT-FTA, PCT, Rebounds OFF, DEF, TOT, AVG, PF, A, TO, BLK, STL, PTS, AVG

Player Averages

Table with columns: Games Played, Minutes/game, Points/game, FG Pct, 3FG Pct, FT Pct, Rebounds/game, Assists/game, Turnovers/game, Assist/Turnover ratio, Steals/game, Blocks/game

AS A GRADUATE STUDENT (2023-24):

- Went 7-8 from the field for 15 points vs. Niagara
Added 15 points, including go-ahead reverse layup in comeback win vs. George Mason
Added 11 points vs. #10 Indiana

AS A SENIOR (2022-23):

- Big Ten Sportsmanship Award winner
Voted team co-captain
Started in every game of the season
Named to Fort Myers Tip-Off All-Tournament Team after averaging 10.3 points, 6.7 rebounds and 62% from the field in three games

AS A JUNIOR (2021-22):

- Saw action in 9 games.
Scored nine points to go alongside three rebounds and a steal against #1 South Carolina (12/12)
Tore left ACL in matchup at No. 8 Indiana (1/2/22)

AS A SOPHOMORE (2020-21):

- Academic All-Big Ten honoree
Scored in double figures in 10 games with 2 double-doubles
Scored a career-high 16 points, with 7-of-8 made field goals, 5 rebounds, 2 assists and 2 steals in a win over Alabama to advance to the Sweet 16 (3/24/21)

THE MASONIUS FILE...

- Ranked the No. 25 overall player by Blue Star, No. 49 overall player and No. 10 overall wing by ESPN
Averaged 20.4 points, 11.5 rebounds and four assists as a senior and also tallied 20 double-doubles in 29 games
Hit 2,000 career points as a senior
Named NJ.com First Team All-State, USA Second Team All-New Jersey and First Team All-Group 2 in 2019
Earned NJ.com Third Team All-State honors as a sophomore in 2017
2018 NJ Tournament of Champions Champion and runner-up in 2016 and 2017
NJSIAA Group 2 Champions in 2016, 2017, 2018
Parents are TJ and Ellen Masonius
One of 10 kids - siblings are Iggy, Grace, Ellie, Joe, Addie, Mike, Christian, Hope and Ambrose
Mom played basketball at Saint Joseph's and dad played rugby and lacrosse at Mount St. Mary's
Wants to be a college coach one day
Earned degree in sociology in 2023 and currently a graduate degree in management studies

SEASON/CAREER HIGHS

Table with columns: SEASON, CAREER HIGHS, POINTS, REBOUNDS, FG MADE, FG ATT, 3 FG MADE, 3 FG ATT, FT MADE, FT ATT, ASSISTS, BLOCKS, STEALS, MINUTES

MISCELLANEOUS STATS

Table with columns: Category, Season, Career, Last Time
Double-Figure Scoring: 5, 26, 15 vs. Ohio State (3/8/24)
Double-Doubles: 1, 4, 15 pts, 11 rebs vs. Ohio State (3/8/24)

Summary table with columns: SEASON, TEAM, GP-GS, MIN/AVG, Field Goals FG-FGA, FG%, 3-Point 3FG-3FGA, 3FG%, F-Throws FT-FTA, FT%, Rebounds OFF, DEF, TOT, AVG, Scoring PF-FO, A, TO, BLK, STL, PTS, AVG



# #14 ALLIE KUBEK

**FORWARD • 6-2 • R-JR • 2V • ELKTON, MD (SANFORD SCHOOL/TOWSON)**  
 © ALLIEKUBEK / 🐦 ALLIEKUBEK

### AS A REDSHIRT JUNIOR (2023-24):

- Scored in double figures in 13 games
- Led team with 23 points, 8 rebounds in win over Syracuse
- Added team-high 17 points with 4 boards in win over Northwestern
- Added 15 points, 9 in the first quarter, off 3 threes in win at Minnesota
- Scored 17 points and went 5-5 at the free throw line in win over Illinois
- Added 14 points and went 9-10 at the free throw line at Michigan
- Picked up first double-double as a Terp with 13 points, 10 rebounds at Illinois
- Added 16 points with 4 rebounds in win over Rutgers
- Scored 13 points with 6 rebounds in Big Ten Second Round win vs. Illinois

### AT MARYLAND (2022-23):

- Suffered torn ACL in preseason

### AS A SOPHOMORE AT TOWSON (2021-22):

- All-CAA Third Team
- Preseason WNIT All-Tournament Team
- 2X CAA Player of the Week (Dec. 13, Jan. 17)

### AS A FRESHMAN AT TOWSON (2020-21):

- All-CAA Rookie Team
- First freshman to start every regular season game since 2006-07 season
- Named CAA Rookie of the Week (12/7)

### THE KUBEK FILE...

- Played forward/center for head coach Marcus Thompson and the Lady Warriors
- Named 2020 Delaware Gatorade Player of the Year, 2020 Delaware DSCBA Player of the Year
- Helped her team win the 2019 Delaware State Championship
- Averaged 20.2 points per game her senior year and reached 1,000 points
- In the 2019-20 season also averaged 9.8 rebounds, 3.7 steals, 1.8 blocks per game
- Helped her team to a 20-1 record her senior season
- Won the 2019 Nike EYBL Indianapolis Championship
- In high school she received All-State team accolades four years running, and was also named the Delaware State Player of the Year
- Named First Team Independent Conference Basketball four times
- Earned academic honor roll all four years

#14 KUBEK, Allie

Opponent	Date	GS	MIN	Total		3-Pointers		Free throws		Rebounds				PF	A	TO	BLK	STL	PTS	AVG	
				FG-FGA	PCT	3FG-3FGA	PCT	FT-FTA	PCT	OFF	DEF	TOT	AVG								
Harvard	11/06/2023		21:53	4-6	.667	0-0	.000	0-2	.000	3	1	4	4.0	1	0	2	1	1	8	8.0	
at South Carolina	11/12/2023		23:23	3-10	.300	1-4	.250	0-0	.000	2	3	5	4.5	4	0	2	1	2	7	7.5	
at UConn	11/16/2023		20:49	1-3	.333	0-1	.000	1-2	.500	2	0	2	3.7	1	0	2	0	3	6.0		
Syracuse	11/19/2023		29:09	10-14	.714	1-1	1.000	2-3	.667	4	4	8	4.8	3	1	1	0	0	23	10.3	
vs Washington St.	11/23/2023	*	26:26	4-6	.667	1-1	1.000	2-2	1.000	0	4	4	4.6	0	1	0	0	1	11	10.4	
vs Green Bay	11/24/2023	*	13:02	1-3	.333	0-0	.000	0-0	.000	3	2	5	4.7	0	0	1	1	0	2	9.0	
vs Massachusetts	11/25/2023	*	22:27	3-3	1.000	0-0	.000	2-4	.500	2	2	4	4.6	3	1	1	0	2	8	8.9	
Niagara	11/29/2023	*	23:22	4-6	.667	0-0	.000	4-5	.800	1	3	4	4.5	0	1	1	0	1	12	9.3	
George Mason	12/03/2023	*	23:29	2-4	.500	0-0	.000	2-2	1.000	2	7	9	5.0	1	0	3	0	0	6	8.9	
Northwestern	12/10/2023	*	30:39	7-13	.538	1-1	1.000	2-4	.500	3	1	4	4.9	1	0	0	0	0	17	9.7	
Towson	12/12/2023	*	26:42	7-9	.778	1-2	.500	2-3	.667	2	2	4	4.8	2	1	1	1	0	17	10.4	
James Madison	12/20/2023	*	22:38	2-9	.222	0-2	.000	4-5	.800	1	4	5	4.8	2	0	2	1	0	8	10.2	
at Nebraska	12/31/2023	*	25:43	4-8	.500	1-3	.333	1-2	.500	3	2	5	4.8	3	1	1	1	0	10	10.2	
at Minnesota	01/03/2024	*	25:40	6-11	.545	3-5	.600	0-0	.000	1	0	1	4.6	3	0	3	0	1	15	10.5	
at Michigan St.	01/09/2024	*	11:19	0-1	.000	0-0	.000	0-0	.000	0	1	1	4.3	1	0	1	0	0	0	9.8	
Purdue	01/14/2024	*	14:00	0-1	.000	0-0	.000	0-0	.000	0	2	3	4.3	2	0	3	0	1	0	9.2	
Ohio St.	01/17/2024	*	05:30	0-0	.000	0-0	.000	0-0	.000	0	1	1	4.1	3	0	0	0	0	0	8.6	
Illinois	01/20/2024	*	23:42	6-9	.667	0-1	.000	5-5	1.000	2	2	4	4.1	4	0	1	1	1	17	9.1	
at Michigan	01/24/2024	*	35:06	2-4	.500	1-2	.500	9-10	.900	1	1	2	3.9	2	2	2	3	14	9.4		
at Penn St.	01/28/2024	*	16:23	1-4	.250	0-0	.000	2-2	1.000	2	1	3	3.9	0	0	1	1	1	4	9.1	
Indiana	01/31/2024	*	23:06	1-3	.333	0-1	.000	0-0	.000	1	1	2	3.8	4	0	2	2	0	2	8.8	
Iowa	02/03/2024		05:02	0-0	.000	0-0	.000	0-0	.000	0	1	1	3.7	0	0	1	0	0	0	8.4	
at Rutgers	02/06/2024		11:42	2-7	.286	0-0	.000	1-2	.500	6	3	9	3.9	1	0	1	0	0	5	8.2	
at Illinois	02/11/2024		28:25	5-7	.714	0-0	.000	3-5	.600	5	5	10	4.2	0	1	3	0	2	13	8.4	
Penn St.	02/18/2024		20:34	3-5	.600	0-0	.000	3-3	1.000	1	0	1	4.0	2	4	1	2	0	9	8.4	
Rutgers	02/21/2024		26:31	7-14	.500	0-0	.000	2-4	.500	2	2	4	4.0	3	2	1	1	1	16	8.7	
at Ohio St.	02/25/2024		14:01	0-2	.000	0-0	.000	0-0	.000	1	0	1	3.9	2	1	2	0	0	0	8.4	
Wisconsin	02/29/2024		22:31	3-5	.600	0-0	.000	5-7	.714	1	4	5	4.0	1	2	0	1	0	11	8.5	
at Indiana	03/03/2024		17:38	1-3	.333	0-0	.000	0-3	.000	1	0	1	3.9	1	2	1	0	0	2	8.3	
vs Illinois	03/07/2024		30:43	4-10	.400	2-2	1.000	3-4	.750	4	2	6	3.9	1	1	0	1	0	13	8.4	
vs Ohio St.	03/08/2024		23:37	1-6	.167	0-2	.000	2-2	1.000	4	3	7	4.0	1	0	1	2	1	4	8.3	
Totals			17	665:13	94-186	.505	12-28	.429	57-81	.704	61	64	125	4.0	52	20	41	19	18	257	8.3

Player Averages

Games Played	Minutes/game	Points/game	FG Pct	3FG Pct	FT Pct	Rebounds/game	Assists/game	Turnovers/game	Assist/Turnover ratio	Steals/game	Blocks/game
31	21.5	8.3	50.5	42.9	70.4	4.0	0.6	1.3	0.5	0.6	0.6

### SEASON/CAREER HIGHS

	SEASON	CAREER HIGHS
POINTS	23 vs. Syracuse (11/19/23)	28 vs. James Madison (1/16/22)
REBOUNDS	10 at Illinois (2/11/24)	16 vs. Old Dominion (3/18/22)
FG MADE	10 vs. Syracuse (11/19/23)	11 vs. James Madison (1/16/22)
FG ATT.	14 (2x) last vs. Rutgers (2/21/24)	21 vs. Northeastern (1/28/22)
3 FG MADE	3 at Minnesota (1/3/24)	4 vs. William & Mary (1/9/22)
3 FG ATT.	5 at Minnesota (1/3/24)	7 (2x), last vs. Northeastern (1/28/22)
FT MADE	9 at Michigan (1/24/24)	9 at Michigan (1/24/24)
FT ATT.	10 at Michigan (1/24/24)	14 vs. UNCW (2/18/22)
ASSISTS	4 vs. Penn State (2/18/24)	4 (4x), last vs. Penn State (2/18/24)
BLOCKS	2 (4x) last vs. Ohio State (3/8/24)	4 at C of Charleston (1/21/22)
STEALS	3 at Michigan (1/24/24)	3 (2x) last at Michigan (1/24/24)
MINUTES	35 at Michigan (1/24/24)	43 vs. Hofstra (3/11/21)

### MISCELLANEOUS STATS

Category	Season	Career	Last Time
Double-Figure Scoring	13	46	13 vs. Illinois (3/7/24)
10-plus Rebounds	1	11	10 at Illinois (2/11/24)
Double-Doubles	1	10	13 pts, 10 rebs at Illinois (2/11/24)

SEASON	TEAM	GP-GS	MIN/AVG	Field Goals		3-Point		F-Throws		Rebounds				Scoring						
				FG-FGA	FG%	3FG-3FGA	3FG%	FT-FTA	FT%	OFF	DEF	TOT	AVG	PF-FO	A	TO	BLK	STL	PTS	AVG
2020-21	Towson	22-22	603/27.4	77-166	.464	11-35	.314	28-49	.571	55	101	156	7.1	40-2	20	49	8	11	193	8.8
2021-22	Towson	32-31	918/28.7	170-339	.501	32-97	.330	95-150	.633	82	117	199	6.2	51-0	28	62	29	33	467	14.6
2023-24	MD	31-17	665/21.5	94-186	.505	12-28	.429	57-81	.704	61	64	125	4.0	52-0	20	41	19	18	257	8.3
<b>TOTAL FOR MD</b>		<b>31-17</b>	<b>665/21.5</b>	<b>94-186</b>	<b>.505</b>	<b>12-28</b>	<b>.429</b>	<b>57-81</b>	<b>.704</b>	<b>61</b>	<b>64</b>	<b>125</b>	<b>4.0</b>	<b>52-0</b>	<b>20</b>	<b>41</b>	<b>19</b>	<b>18</b>	<b>257</b>	<b>8.3</b>
<b>TOTAL</b>		<b>85-70</b>	<b>2186/25.7</b>	<b>341-691</b>	<b>.493</b>	<b>55-160</b>	<b>.344</b>	<b>180-280</b>	<b>.643</b>	<b>198</b>	<b>282</b>	<b>480</b>	<b>5.6</b>	<b>143-2</b>	<b>68</b>	<b>152</b>	<b>56</b>	<b>62</b>	<b>917</b>	<b>10.8</b>



# #15 ZEN NUAKO

GUARD • 5-6 • FR • HS • BOWIE, MD (PLANO SENIOR (TX))

IG: IAMZEN.N / TW: NUAKOZEN



#15 NUAKO, Zen

Opponent	Date	GS	MIN	Total		3-Pointers		Free throws		Rebounds				PF	A	TO	BLK	STL	PTS	AVG
				FG	FGA	PCT	3FG	3FGA	PCT	FT	FTA	PCT	OFF							
vs Massachusetts	11/25/2023		02:19	0-0	.000	0-0	.000	0-0	.000	0	0	0	0.0	0	0	0	0	0	0	0.0
Niagara	11/29/2023		01:09	0-1	.000	0-0	.000	0-0	.000	0	0	0	0.0	0	0	0	0	0	0	0.0
Towson	12/12/2023		03:10	0-1	.000	0-0	.000	0-0	.000	0	2	2	0.7	0	0	0	0	0	0	0.0
James Madison	12/20/2023		01:49	0-0	.000	0-0	.000	0-0	.000	0	1	1	0.8	0	0	0	0	0	0	0.0
at Penn St.	01/28/2024		00:30	0-1	.000	0-0	.000	0-0	.000	0	0	0	0.6	0	0	0	0	0	0	0.0
Penn St.	02/18/2024		00:14	0-0	.000	0-0	.000	0-0	.000	0	0	0	0.5	0	0	0	0	0	0	0.0
Wisconsin	02/29/2024		00:54	0-0	.000	0-0	.000	0-0	.000	0	0	0	0.4	0	0	0	0	0	0	0.0
<b>Totals</b>			<b>0 10:06</b>	<b>0-3</b>	<b>.000</b>	<b>0-0</b>	<b>.000</b>	<b>0-0</b>	<b>.000</b>	<b>0</b>	<b>3</b>	<b>3</b>	<b>0.4</b>	<b>0</b>	<b>0</b>	<b>0</b>	<b>0</b>	<b>0</b>	<b>0</b>	<b>0.0</b>

Player Averages

Games Played	Minutes/ game	Points/ game	FG Pct	3FG Pct	FT Pct	Rebounds/ game	Assists/ game	Turnovers/ game	Assist/Turnover ratio	Steals/ game	Blocks/ game
7	1.4	0.0	0.0	0.0	0.0	0.4	0.0	0.0	0.0	0.0	0.0

## BEFORE MARYLAND:

- Named 2nd Team All-District, Academic All-District, and Athletic Achievement honoree
- Also named team captain
- Played AAU for Top Achievers Foundation

## THE NUAKO FILE...

- Parents are Joanna Gyermeh and Robert Nuako
- Has four siblings - Magnus, Jaaziel Nuako, Jasmine Nuako and Jaiden
- Plays guitar
- Lists Muhammad Ali and Florence Griffith Joyner as her sports heroes
- Letters & Sciences major

## SEASON/CAREER HIGHS

	SEASON	CAREER HIGHS
POINTS		
REBOUNDS	2 vs. Towson (12/12/23)	2 vs. Towson (12/12/23)
FG MADE		
FG ATT.	1 (2x) last vs. Towson (12/12/23)	1 (2x) last vs. Towson (12/12/23)
3 FG MADE		
3 FG ATT.		
FT MADE		
FT ATT.		
ASSISTS		
BLOCKS		
STEALS		
MINUTES	3 vs. Towson (12/12/23)	3 vs. Towson (12/12/23)

				Field Goals		3-Point		F-Throws		Rebounds				Scoring						
SEASON	TEAM	GP-GS	MIN/AVG	FG-FGA	FG%	3FG-3FGA	3FG%	FT-FTA	FT%	OFF	DEF	TOT	AVG	PF-FO	A	TO	BLK	STL	PTS	AVG
2023-24	MD	7-0	10/1.4	0-3	.000	0-0	.000	0-0	.000	0	3	3	0.4	0-0	0	0	0	0	0	0.0
<b>TOTAL</b>		<b>7-0</b>	<b>10/1.4</b>	<b>0-3</b>	<b>.000</b>	<b>0-0</b>	<b>.000</b>	<b>0-0</b>	<b>.000</b>	<b>0</b>	<b>3</b>	<b>3</b>	<b>0.4</b>	<b>0-0</b>	<b>0</b>	<b>0</b>	<b>0</b>	<b>0</b>	<b>0</b>	<b>0.0</b>





# #20 HAWA DOUMBOUYA

CENTER • 6-5 • FR • HS • BRONX, NY (OUR LADY OF MOUNT CARMEL (MD))

IG: IAMHAWAD / TW: HAWAD00



## AS A FRESHMAN (2023-24)...

- Picked up career-highs in points (8), rebounds (5), assists (3), steals (1) and minutes (9) in win over Towson

## BEFORE MARYLAND:

- Played at Our Lady of Mount Carmel (Md.), where she averaged 9 points, 7 rebounds, 2 assists and 3 blocks as a junior
- Helped her team win the IAAM B conference Championship in 2022
- Played AAU with Team Thrill and Team Takeover.

## THE DOUMBOUYA FILE...

- Mom is also named Hawa
- Has three siblings - Djata, Mohamed, Fatima
- Came to Maryland because she loved the environment and instantly felt the love and family
- Can also speak French
- Letters & Sciences major

#20 DOUMBOUYA, Hawa

Opponent	Date	GS	MIN	Total		3-Pointers		Free throws		Rebounds			PF	A	BLK	STL	PTS	AVG	
				FG-FGA	PCT	3FG-3FGA	PCT	FT-FTA	PCT	OFF	DEF	TOT							AVG
at South Carolina	11/12/2023		01:40	0-1	.000	0-0	.000	1-2	.500	0	0	0	0	0	0	0	1	1.0	
Syracuse	11/19/2023		02:08	1-2	.500	0-0	.000	0-0	.000	1	1	2	1	0	0	0	2	1.5	
vs Washington St.	11/23/2023		03:22	1-2	.500	0-0	.000	0-2	.000	2	0	2	1	3	0	0	0	1.7	
vs Massachusetts	11/25/2023		05:55	1-3	.333	0-0	.000	0-2	.000	2	2	4	2	0	0	0	2	1.8	
Niagara	11/29/2023		07:51	3-3	1.000	0-0	.000	0-0	.000	0	2	2	2	0	0	1	2	2.6	
Northwestern	12/10/2023		03:09	0-3	.000	0-0	.000	0-0	.000	0	1	1	1	8	0	0	0	2.2	
Towson	12/12/2023		08:36	3-3	1.000	0-0	.000	2-2	1.000	3	2	5	2	3	1	1	8	3.0	
Purdue	01/14/2024		03:47	0-0	.000	0-0	.000	2-2	1.000	0	1	1	2	1	0	0	2	2.9	
at Penn St.	01/28/2024		01:12	0-0	.000	0-0	.000	0-0	.000	0	2	2	2	1	0	0	0	2.6	
Penn St.	02/18/2024		01:56	1-1	1.000	0-0	.000	0-0	.000	0	0	0	1	0	1	0	0	2.5	
Rutgers	02/21/2024		04:22	1-1	1.000	0-0	.000	0-2	.000	0	0	0	1	7	2	0	1	2.5	
Wisconsin	02/29/2024		01:19	0-0	.000	0-0	.000	0-0	.000	0	0	0	1	6	1	0	0	2.3	
at Indiana	03/03/2024		00:27	0-0	.000	0-0	.000	0-0	.000	0	0	0	1	5	0	0	0	2.1	
<b>Totals</b>			<b>0 45:44</b>	<b>11-19</b>	<b>.579</b>	<b>0-0</b>	<b>.000</b>	<b>5-12</b>	<b>.417</b>	<b>8</b>	<b>11</b>	<b>19</b>	<b>1.5</b>	<b>10</b>	<b>6</b>	<b>9</b>	<b>3</b>	<b>1 27</b>	<b>2.1</b>

Player Averages

Games Played	Minutes/ game	Points/ game	FG Pct	3FG Pct	FT Pct	Rebounds/ game	Assists/ game	Turnovers/ game	Assist/Turnover ratio	Steals/ game	Blocks/ game
13	3.5	2.1	57.9	0.0	41.7	1.5	0.5	0.7	0.7	0.1	0.2

## ▶ SEASON/CAREER HIGHS

	SEASON	CAREER HIGHS
POINTS	8 vs. Towson (12/12/23)	8 vs. Towson (12/12/23)
REBOUNDS	5 vs. Towson (12/12/23)	5 vs. Towson (12/12/23)
FG MADE	3 (2x) last vs. Towson (12/12/23)	3 (2x) last vs. Towson (12/12/23)
FG ATT.	3 (4x) last vs. Towson (12/12/23)	3 (4x) last vs. Towson (12/12/23)
3 FG MADE		
3 FG ATT.		
FT MADE	2 (2x) last vs. Purdue (1/14/24)	2 (2x) last vs. Purdue (1/14/24)
FT ATT.	2 (6x) last vs. Rutgers (2/21/24)	2 (6x) last vs. Rutgers (2/21/24)
ASSISTS	3 vs. Towson (12/12/23)	3 vs. Towson (12/12/23)
BLOCKS	2 vs. Niagara (11/29/23)	2 vs. Niagara (11/29/23)
STEALS	1 vs. Towson (12/12/23)	1 vs. Towson (12/12/23)
MINUTES	9 vs. Towson (12/12/23)	9 vs. Towson (12/12/23)

## ▶ MISCELLANEOUS STATS

Category	Season	Career	Last Time
Double-Figure Scoring			
10-plus Rebounds			
Double-Doubles			

SEASON	TEAM	GP-GS	MIN/AVG	Field Goals		3-Point		F-Throws		Rebounds				Scoring						
				FG-FGA	FG%	3FG-3FGA	3FG%	FT-FTA	FT%	OFF	DEF	TOT	AVG	PF-FO	A	TO	BLK	STL	PTS	AVG
2023-24	MD	13-0	46/3.5	11-19	.579	0-0	.000	5-12	.417	8	11	19	1.5	10-0	6	9	3	1	27	2.1
<b>TOTAL</b>		<b>13-0</b>	<b>46/3.5</b>	<b>11-19</b>	<b>.579</b>	<b>0-0</b>	<b>.000</b>	<b>5-12</b>	<b>.417</b>	<b>8</b>	<b>11</b>	<b>19</b>	<b>1.5</b>	<b>10-0</b>	<b>6</b>	<b>9</b>	<b>3</b>	<b>1</b>	<b>27</b>	<b>2.1</b>



# #21 EMMA CHARDON

FORWARD • 6-2 • R-SO • 1V • GENEVA, SWITZERLAND (GEC ANDRÉ CHAVANNE)

EMMAACHARDON



#21 CHARDON, Emma

Opponent	Date	GS	MIN	Total		3-Pointers		Free throws		Rebounds			PF	A	TO	BLK	STL	PTS	AVG	
				FG-FGA	PCT	3FG-3FGA	PCT	FT-FTA	PCT	OFF	DEF	TOT								AVG
Harvard	11/06/2023		14:47	5-5	1.000	0-0	.000	0-0	.000	0	1	1	1.0	2	1	0	0	10	10.0	
at South Carolina	11/12/2023		05:57	0-1	.000	0-0	.000	0-0	.000	0	0	0	0.5	0	1	0	0	0	5.0	
at UConn	11/16/2023		03:24	0-0	.000	0-0	.000	0-0	.000	0	0	0	0.3	0	0	0	0	0	3.3	
Syracuse	11/19/2023		01:45	0-0	.000	0-0	.000	0-0	.000	0	0	0	0.3	0	0	0	0	0	2.5	
vs Washington St.	11/23/2023		06:23	0-0	.000	0-0	.000	0-0	.000	0	1	1	0.4	0	0	0	0	0	2.0	
vs Green Bay	11/24/2023		00:06	0-0	.000	0-0	.000	0-0	.000	0	0	0	0.3	0	0	0	0	0	1.7	
vs Massachusetts	11/25/2023		13:32	0-0	.000	0-0	.000	0-0	.000	1	1	2	0.6	3	0	2	0	0	1.4	
Niagara	11/29/2023		08:15	0-0	.000	0-0	.000	2-2	1.000	0	0	0	0.5	0	0	0	0	2	1.5	
<b>Totals</b>		<b>0</b>	<b>54:09</b>	<b>5-6</b>	<b>.833</b>	<b>0-0</b>	<b>.000</b>	<b>2-2</b>	<b>1.000</b>	<b>1</b>	<b>3</b>	<b>4</b>	<b>0.5</b>	<b>5</b>	<b>2</b>	<b>3</b>	<b>0</b>	<b>0</b>	<b>12</b>	<b>1.5</b>

Player Averages

Games Played	Minutes/game	Points/game	FG Pct	3FG Pct	FT Pct	Rebounds/game	Assists/game	Turnovers/game	Assist/Turnover ratio	Steals/game	Blocks/game
8	6.8	1.5	83.3	0.0	100.0	0.5	0.3	0.4	0.7	0.0	0.0

## AS A JUNIOR (2023-24):

- Suffered torn ACL in game vs. Niagara (11/29/23)

## AS A SOPHOMORE (2022-23):

- Suffered torn meniscus in first game of the season

## AS A FRESHMAN (2021-22):

- Saw action in 17 games, scoring 16 points with 11 rebounds
- Shot 46% from the floor

## THE CHARDON FILE...

- On Swiss National Team since she was 15
- Played with Swiss National Team in FIBA U20 European Championship (Division B) in summer of 2022, where she averaged 25.6 minutes, 14.4 points, 55.3% from the floor
- Played with the Swiss National Team in FIBA Euro Challengers in the summer of 2021
- Averaged 18.4 points, 11.3 rebounds and shot 53.7 percent from the floor in the FIBA U-16 championships in 2016
- In 2019, she put up 15.8 points, 11.8 rebounds and shot 51.8 percent in the FIBA U-18 Championships
- Played for Geneve Basket, where as the team's starting small forward in 2019-20, averaged 11.8 points and 7.9 rebounds while leading the team in field goal percentage at 65.5 percent
- Participated in the NBA Academy Women's Program, an elite basketball development initiative that provides top high school-age prospects from outside the U.S. with a holistic approach to player development
- In April 2019, joined participants from Africa, Australia, China, India, and Mexico, in addition to select players from Canada and Europe, for a three-day minicamp at the 2019 NCAA Women's Final Four
- Parents are Christophe and Dieynaba Chardon
- One sibling, Yoan
- Psychology major

## SEASON/CAREER HIGHS

	SEASON	CAREER HIGHS
POINTS	10 vs. Harvard (11/6/23)	10 vs. Harvard (11/6/23)
REBOUNDS	2 vs. UMass (11/25/23)	3 vs Penn State (1/6/22)
FG MADE	5 vs. Harvard (11/6/23)	5 vs. Harvard (11/6/23)
FG ATT.	5 vs. Harvard (11/6/23)	5 vs. Harvard (11/6/23)
3 FG MADE		
3 FG ATT.		1 vs Penn State (1/6/22)
FT MADE	2 vs. Niagara (11/29/23)	2 (2x) last vs. Niagara (11/29/23)
FT ATT.	2 vs. Niagara (11/29/23)	3 vs Mount St. Mary's (11/16/21)
ASSISTS	1 vs. Harvard (11/6/23)	1 (2x), last vs. Harvard (11/6/23)
BLOCKS		
STEALS		1 (2x), last vs Wisconsin (2/9/22)
MINUTES	15 vs. Harvard (11/6/23)	15 vs. Harvard (11/6/23)

## MISCELLANEOUS STATS

Category	Season	Career	Last Time
Double-Figure Scoring	1	1	10 vs. Harvard (11/6/23)
10-plus Rebounds			
Double-Doubles			

SEASON	TEAM	GP-GS	MIN/AVG	Field Goals		3-Point		F-Throws		Rebounds				Scoring						
				FG-FGA	FG%	3FG-3FGA	3FG%	FT-FTA	FT%	OFF	DEF	TOT	AVG	PF-FO	A	TO	BLK	STL	PTS	AVG
2021-22	MD	17-0	81/4.8	6-13	.462	0-1	.000	4-7	.571	3	8	11	0.6	11-0	1	7	1	2	16	0.9
2022-23	MD	1-0	4/4.3	0-0	.000	0-0	.000	0-0	.000	0	0	0	0.0	0-0	0	0	0	0	0	0.0
2023-24	MD	8-0	54/6.8	5-6	.833	0-0	.000	2-2	1.000	1	3	4	0.5	5-0	2	3	0	0	12	1.5
<b>TOTAL</b>		<b>26-0</b>	<b>139/5.4</b>	<b>11-19</b>	<b>.579</b>	<b>0-1</b>	<b>.000</b>	<b>6-9</b>	<b>.667</b>	<b>4</b>	<b>11</b>	<b>15</b>	<b>0.6</b>	<b>16-0</b>	<b>3</b>	<b>10</b>	<b>1</b>	<b>2</b>	<b>28</b>	<b>1.1</b>





# #30 MARY SAREEN

GUARD - 5-8 - FR - HS - WAYNE, PA (RADNOR)  
 MARYSAREEN



### BEFORE MARYLAND:

- Named MVP of Radnor's Varsity team twice and MVP of JV once as well
- Suffered a knee injury her junior year during team's playoff run
- Played AAU for Kyniska- 2020-2021, Philly Roots 2021-2022

### THE SAREEN FILE...

- Parents are Tara and Anujeet Sareen
- Has seven siblings - Adam, Kiran, Kaylana, Neil, Julia, Alex, Matthew
- Plays the piano
- Lists Kobe Bryant as her sports hero
- Kinesiology major that wants to work in sports medicine with a focus on injury rehab or physical therapy
- Parents are Tara and Anujeet Sareen
- Has seven siblings - Adam, Kiran, Kaylana, Neil, Julia, Alex, Matthew
- Plays the piano
- Lists Kobe Bryant as her sports hero
- Kinesiology major that wants to work in sports medicine with a focus on injury rehab or physical therapy

#30 SAREEN, Mary

Opponent	Date	GS	MIN	Total		3-Pointers		Free throws		Rebounds				PF		A TO		BLK		STL		PTS		AVG
				FG	FGA	PCT	3FG	3FGA	PCT	FT	FTA	PCT	OFF	DEF	TOT	AVG	PF	A	TO	BLK	STL	PTS		
vs Massachusetts	11/25/2023		02:19	1-2	.500	0-0	.000	0-0	.000	0	0	0	0.0	0	0	0	0	0	0	0	2	2.0		
Niagara	11/29/2023		01:09	0-0	.000	0-0	.000	0-0	.000	0	0	0	0.0	0	1	0	0	0	0	0	0	1.0		
Towson	12/12/2023		03:59	0-1	.000	0-0	.000	0-0	.000	0	0	0	0.0	0	1	0	0	0	0	0	0	0.7		
James Madison	12/20/2023		01:49	0-1	.000	0-1	.000	0-0	.000	0	0	0	0.0	0	0	0	0	0	0	0	0	0.5		
at Penn St.	01/28/2024		01:49	0-0	.000	0-0	.000	0-0	.000	0	0	0	0.0	0	0	0	0	0	0	0	0	0.4		
Penn St.	02/18/2024		00:14	0-0	.000	0-0	.000	0-0	.000	0	0	0	0.0	0	0	0	0	0	0	0	0	0.3		
Wisconsin	02/29/2024		01:19	0-0	.000	0-0	.000	0-0	.000	0	0	0	0.0	0	0	0	0	0	0	0	0	0.3		
<b>Totals</b>		<b>0</b>	<b>12:38</b>	<b>1-4</b>	<b>.250</b>	<b>0-1</b>	<b>.000</b>	<b>0-0</b>	<b>.000</b>	<b>0</b>	<b>0</b>	<b>0</b>	<b>0.0</b>	<b>0</b>	<b>2</b>	<b>0</b>	<b>0</b>	<b>0</b>	<b>0</b>	<b>2</b>	<b>0.3</b>			

Player Averages

Games Played	Minutes/ game	Points/ game	FG Pct	3FG Pct	FT Pct	Rebounds/ game	Assists/ game	Turnovers/ game	Assist/Turnover ratio	Steals/ game	Blocks/ game
7	1.8	0.3	25.0	0.0	0.0	0.0	0.3	0.0	2.0	0.0	0.0

### ▶ SEASON/CAREER HIGHS

	SEASON	CAREER HIGHS
POINTS	2 vs. UMass (11/25/23)	2 vs. UMass (11/25/23)
REBOUNDS		
FG MADE	1 vs. UMass (11/25/23)	1 vs. UMass (11/25/23)
FG ATT.	2 vs. UMass (11/25/23)	2 vs. UMass (11/25/23)
3 FG MADE		
3 FG ATT.	1 vs. James Madison (12/20/23)	1 vs. James Madison (12/20/23)
FT MADE		
FT ATT.		
ASSISTS	1 (2x) last vs. Towson (12/23/23)	1 (2x) last vs. Towson (12/23/23)
BLOCKS		
STEALS		
MINUTES	4 vs. Towson (12/23/23)	4 vs. Towson (12/23/23)

### SAREEN, Mary

SEASON	TEAM	GP-GS	MIN/AVG	Field Goals		3-Point		F-Throws		Rebounds				Scoring							
				FG-FGA	FG%	3FG-3FGA	3FG%	FT-FTA	FT%	OFF	DEF	TOT	AVG	PF-FO	A	TO	BLK	STL	PTS	AVG	
2023-24	MD	7-0	13/1.8	1-4	.250	0-1	.000	0-0	.000	0	0	0	0.0	0	0	2	0	0	0	2	0.3



# #33 SUMMER BOSTOCK

GUARD • 6-1 • FR • HS • TORONTO, ONTARIO (KINGS CHRISTIAN COLLEGE)  
 @ SUMMERBOSTOCK\_ / BOSTOCKSUMMER



## AS A REDSHIRT FRESHMAN (2022-23):

- Enrolled at Maryland in January 2023 to begin practicing and working out with the team
- Part of Elite Eight squad

## BEFORE MARYLAND:

- Averaged 27.3 points, 11 rebounds, four steals and three assists in 2021-22
- Averaged 7.7 points, 3.8 rebounds and 1.6 assists per game for Canada in the 2021 FIBA Under-16 Women's Americas Championship
- Played AAU with Become One

## THE BOSTOCK FILE...

- Mom is Tara Bostock
- Came to Maryland because she loved the family environment
- Intends to study business
- Letters & Sciences major

#33 BOSTOCK, Summer

Opponent	Date	GS	MIN	Total		3-Pointers		Free throws		Rebounds			PF	A	TO	BLK	STL	PTS	AVG		
				FG-FGA	PCT	3FG-3FGA	PCT	FT-FTA	PCT	OFF	DEF	TOT								AVG	
vs Washington St.	11/23/2023		02:25	0-0	.000	0-0	.000	0-0	.000	0	0	0	0	0	1	0	0	0	0	0	
vs Massachusetts	11/25/2023		12:42	1-3	.333	0-1	.000	3-4	.750	1	5	6	3.0	2	1	0	0	1	5	2.5	
Niagara	11/29/2023		08:06	0-2	.000	0-0	.000	0-0	.000	2	3	5	3.7	0	2	2	0	0	0	1.7	
Northwestern	12/10/2023		02:03	0-0	.000	0-0	.000	0-0	.000	0	0	0	2.8	0	0	0	0	0	0	1.3	
Towson	12/12/2023		01:44	0-0	.000	0-0	.000	2-2	1.000	0	0	0	2.2	0	0	0	0	0	2	1.4	
James Madison	12/20/2023		10:51	2-5	.400	0-0	.000	2-2	1.000	1	1	2	2.2	0	0	0	0	0	6	2.2	
Purdue	01/14/2024		03:47	1-1	1.000	0-0	.000	0-0	.000	0	1	1	2.0	0	0	0	0	0	2	2.1	
at Penn St.	01/28/2024		02:40	0-0	.000	0-0	.000	2-2	1.000	0	0	0	1.8	0	0	0	0	0	2	2.1	
Indiana	01/31/2024		00:39	0-0	.000	0-0	.000	0-0	.000	0	0	0	1.6	0	0	0	0	0	1	1.9	
Wisconsin	02/29/2024		01:19	0-0	.000	0-0	.000	0-0	.000	0	1	1	1.5	0	0	0	0	0	0	1.7	
<b>Totals</b>			<b>0</b>	<b>46:16</b>	<b>4-11</b>	<b>.364</b>	<b>0-1</b>	<b>.000</b>	<b>9-10</b>	<b>.900</b>	<b>4</b>	<b>11</b>	<b>15</b>	<b>1.5</b>	<b>2</b>	<b>3</b>	<b>3</b>	<b>0</b>	<b>1</b>	<b>17</b>	<b>1.7</b>

Player Averages

Games Played	Minutes/game	Points/game	FG Pct	3FG Pct	FT Pct	Rebounds/game	Assists/game	Turnovers/game	Assist/Turnover ratio	Steals/game	Blocks/game
10	4.6	1.7	36.4	0.0	90.0	1.5	0.3	0.3	1.0	0.1	0.0


## ▶ SEASON/CAREER HIGHS

	SEASON	CAREER HIGHS
POINTS	6 vs. James Madison (12/20/23)	6 vs. James Madison (12/20/23)
REBOUNDS	6 vs. UMass (11/25/23)	6 vs. UMass (11/25/23)
FG MADE	2 vs. James Madison (12/20/23)	2 vs. James Madison (12/20/23)
FG ATT.	5 vs. James Madison (12/20/23)	5 vs. James Madison (12/20/23)
3 FG MADE		
3 FG ATT.	1 vs. UMass (11/25/23)	1 vs. UMass (11/25/23)
FT MADE	3 vs. UMass (11/25/23)	3 vs. UMass (11/25/23)
FT ATT.	4 vs. UMass (11/25/23)	4 vs. UMass (11/25/23)
ASSISTS	2 vs. Niagara (11/29/23)	2 vs. Niagara (11/29/23)
BLOCKS		
STEALS	1 vs. UMass (11/25/23)	1 vs. UMass (11/25/23)
MINUTES	13 vs. UMass (11/25/23)	13 vs. UMass (11/25/23)

## ▶ MISCELLANEOUS STATS

Category	Season	Career	Last Time
Double-Figure Scoring			
Double-Doubles			

SEASON	TEAM	GP-GS	MIN/AVG	Field Goals		3-Point		F-Throws		Rebounds				Scoring						
				FG-FGA	FG%	3FG-3FGA	3FG%	FT-FTA	FT%	OFF	DEF	TOT	AVG	PF-FO	A	TO	BLK	STL	PTS	AVG
2023-24	MD	10-0	46/4.6	4-11	.364	0-1	.000	9-10	.900	4	11	15	1.5	2-0	3	3	0	1	17	1.7
<b>TOTAL</b>		<b>10-0</b>	<b>46/4.6</b>	<b>4-11</b>	<b>.364</b>	<b>0-1</b>	<b>.000</b>	<b>9-10</b>	<b>.900</b>	<b>4</b>	<b>11</b>	<b>15</b>	<b>1.5</b>	<b>2-0</b>	<b>3</b>	<b>3</b>	<b>0</b>	<b>1</b>	<b>17</b>	<b>1.7</b>



# #34 EMILY FISHER

GUARD • 6-0 • FR • HS • LIBERTYVILLE, IL (LIBERTYVILLE)

📷 EMILY\_FISHERR34 / 🐦 EMILY\_FISHER3



#34 FISHER, Emily

Opponent	Date	GS	MIN	FG-FGA	PCT	Total 3FG-3FGA	PCT	Free throws FT-FTA	PCT	Rebounds OFF DEF TOT	PF	A	TO	BLK	STL	PTS	AVG				
Harvard	11/06/2023		11:12	1-3	.333	0-1	.000	2-4	.500	1	3	4	4	0	1	0	2	0	4	4.0	
at South Carolina	11/12/2023		02:18	0-0	.000	0-0	.000	0-0	.000	1	0	1	2	0	0	0	0	0	0	2.0	
at UConn	11/16/2023		08:29	0-1	.000	0-0	.000	0-0	.000	0	2	2	2	3	1	1	2	0	1	0	1.3
Syracuse	11/19/2023		01:21	0-0	.000	0-0	.000	0-0	.000	0	0	0	1	8	1	0	0	0	0	1.0	
vs Washington St.	11/23/2023		03:48	0-1	.000	0-0	.000	0-0	.000	2	0	2	1	8	1	1	2	0	0	0	0.8
vs Green Bay	11/24/2023		08:40	0-2	.000	0-0	.000	0-0	.000	0	3	3	2	0	1	0	1	0	0	0	0.7
vs Massachusetts	11/25/2023		12:56	2-2	1.000	0-0	.000	4-6	.667	2	1	3	2	1	3	0	0	0	1	8	1.7
Niagara	11/29/2023		18:22	1-3	.333	0-1	.000	0-0	.000	1	6	7	2	8	1	2	1	1	0	2	1.8
George Mason	12/03/2023		29:26	1-4	.250	0-0	.000	4-9	.444	5	3	8	3	3	2	1	0	2	1	6	2.2
Northwestern	12/10/2023		26:46	1-1	1.000	0-0	.000	0-2	.000	1	6	7	3	7	1	3	0	0	1	2	2.2
Towson	12/12/2023		26:19	3-5	.600	0-1	.000	3-3	1.000	2	6	8	4	1	2	1	1	1	1	9	2.9
James Madison	12/20/2023		30:01	2-4	.500	0-0	.000	2-4	.500	1	3	4	4	1	2	2	0	1	2	6	3.1
at Nebraska	12/31/2023		07:02	0-2	.000	0-1	.000	0-0	.000	0	0	0	3	8	1	0	0	0	1	0	2.8
at Minnesota	01/03/2024		03:34	0-1	.000	0-0	.000	0-0	.000	0	0	0	3	5	0	0	0	0	0	0	2.6
at Michigan St.	01/09/2024		01:23	0-0	.000	0-0	.000	0-0	.000	0	0	0	3	3	1	0	1	0	0	0	2.5
Purdue	01/14/2024		15:00	1-2	.500	0-1	.000	2-2	1.000	0	2	2	3	2	0	0	0	1	0	4	2.6
Ohio St.	01/17/2024		10:20	0-0	.000	0-0	.000	2-4	.500	1	1	2	3	1	3	0	0	0	1	2	2.5
Illinois	01/20/2024		04:02	1-1	1.000	0-0	.000	0-0	.000	0	0	0	2	9	0	0	0	0	1	2	2.5
at Michigan	01/24/2024		15:36	2-3	.667	0-0	.000	0-0	.000	0	1	1	2	8	3	0	1	0	0	4	2.6
at Penn St.	01/28/2024		21:07	3-6	.500	0-0	.000	2-2	1.000	0	2	2	2	8	2	0	1	0	0	8	2.9
Indiana	01/31/2024		13:39	1-1	1.000	0-0	.000	1-2	.500	1	0	1	2	7	3	0	2	0	0	3	2.9
Iowa	02/03/2024		02:46	0-1	.000	0-0	.000	1-2	.500	1	0	1	2	6	0	0	0	0	0	1	2.8
at Rutgers	02/06/2024		17:42	2-2	1.000	0-0	.000	1-2	.500	1	2	3	2	7	2	1	1	0	1	5	2.9
at Illinois	02/11/2024		01:18	0-0	.000	0-0	.000	0-0	.000	0	0	0	2	5	0	0	0	0	0	0	2.8
Penn St.	02/18/2024		19:31	1-4	.250	0-0	.000	0-0	.000	1	2	3	2	6	1	2	1	0	1	2	2.7
Rutgers	02/21/2024		20:12	1-3	.333	0-0	.000	0-0	.000	4	3	7	2	7	2	1	1	0	0	2	2.7
at Ohio St.	02/25/2024		21:23	2-4	.500	0-0	.000	0-1	.000	0	4	4	2	8	2	1	1	0	0	4	2.7
Wisconsin	02/29/2024		13:31	1-2	.500	0-0	.000	5-6	.833	4	1	5	2	9	1	0	2	0	1	7	2.9
at Indiana	03/03/2024		17:49	1-3	.333	0-2	.000	0-0	.000	2	4	6	3	0	1	0	0	1	0	2	2.9
vs Illinois	03/07/2024		06:32	0-2	.000	0-0	.000	0-0	.000	0	2	2	2	9	1	0	2	1	0	0	2.8
vs Ohio St.	03/08/2024		09:03	0-2	.000	0-2	.000	0-0	.000	1	1	2	2	9	1	1	0	0	0	0	2.7
<b>Totals</b>			<b>0</b>	<b>401:08</b>	<b>27-65</b>	<b>.415</b>	<b>0-9</b>	<b>.000</b>	<b>29-49</b>	<b>.592</b>	<b>32</b>	<b>58</b>	<b>90</b>	<b>29</b>	<b>40</b>	<b>17</b>	<b>22</b>	<b>8</b>	<b>13</b>	<b>83</b>	<b>2.7</b>

Player Averages

Games Played	Minutes/game	Points/game	FG Pct	3FG Pct	FT Pct	Rebounds/game	Assists/game	Turnovers/game	Assist/Turnover ratio	Steals/game	Blocks/game
31	12.9	2.7	41.5	0.0	59.2	2.9	0.5	0.7	0.8	0.4	0.3

## AS A FRESHMAN (2023-24):

- Played a career-high 29 minutes and added 6 points, 8 rebounds in comeback win over George Mason
- Added 9 points, 8 rebounds in win over Towson

## BEFORE MARYLAND:

- Ranked the No. 80 overall recruit by ESPN
- Named Lake County All-Area captain
- Averaged 13.7 points, 6.8 rebounds and 4.6 assists in her senior year
- Conference Player of the Year as a junior
- Also earned 4A First Team All-State, First Team All Conference, First Team All Area honors.
- In her career, she averaged 12.8 points, 7.1 rebounds and 2.7 assists.
- Named the Chicago Sun-Times Player of the Week.
- Picked up nine double-doubles and two triple-doubles as a junior
- Libertyville High School all-time block leader with 100
- Named an Illinois Gatorade Player of the Year candidate
- Played AAU for the Wolverinas

## THE SAREEN FILE...

- Parents are Jeremy and Renee
- Has two younger siblings - Lily and Luke
- Came to Maryland because it felt like her second home and she came to win
- Dad played football at Drake
- Her number 34 is one of the numbers her dad wore in college
- Psychology major and be a sports psychologist

## ▶ SEASON/CAREER HIGHS

	SEASON	CAREER HIGHS
POINTS	9 vs. Towson (12/23/23)	9 vs. Towson (12/23/23)
REBOUNDS	8 (2x) last vs. Towson (12/23/23)	8 (2x) last vs. Towson (12/23/23)
FG MADE	3 (2x) last at Penn State (1/28/24)	3 (2x) last at Penn State (1/28/24)
FG ATT.	6 at Penn State (1/28/24)	6 at Penn State (1/28/24)
3 FG MADE		
3 FG ATT.	2 (2x) last vs. Ohio State (3/8/24)	2 (2x) last vs. Ohio State (3/8/24)
FT MADE	5 vs. Wisconsin (2/29/24)	5 vs. Wisconsin (2/29/24)
FT ATT.	9 vs. George Mason (12/3/23)	9 vs. George Mason (12/3/23)
ASSISTS	3 vs. Northwestern (12/10/23)	3 vs. Northwestern (12/10/23)
BLOCKS	2 vs. George Mason (12/3/23)	2 vs. George Mason (12/3/23)
STEALS	2 vs. James Madison (12/20/23)	2 vs. James Madison (12/20/23)
MINUTES	30 vs. James Madison (12/20/23)	30 vs. James Madison (12/20/23)

## ▶ MISCELLANEOUS STATS

Category	Season	Career	Last Time
Double-Figure Scoring			
Double-Doubles			

SEASON	TEAM	GP-GS	MIN/AVG	Field Goals		3-Point		F-Throws		Rebounds				Scoring						
				FG-FGA	FG%	3FG-3FGA	3FG%	FT-FTA	FT%	OFF	DEF	TOT	AVG	PF-FO	A	TO	BLK	STL	PTS	AVG
2023-24	MD	13-0	46/3.5	11-19	.579	0-0	.000	5-12	.417	8	11	19	1.5	10-0	6	9	3	1	27	2.1
<b>TOTAL</b>		<b>13-0</b>	<b>46/3.5</b>	<b>11-19</b>	<b>.579</b>	<b>0-0</b>	<b>.000</b>	<b>5-12</b>	<b>.417</b>	<b>8</b>	<b>11</b>	<b>19</b>	<b>1.5</b>	<b>10-0</b>	<b>6</b>	<b>9</b>	<b>3</b>	<b>1</b>	<b>27</b>	<b>2.1</b>

## SCORING

- A Player Scored 40 Points:** Brionna Jones (42) vs. Penn State, 1/11/2017
- A Player Scored 35 Points:** Kaila Charles (35) vs. Iowa, 3/10/2019
- A Player Scored 30 Points:** *Jakia Brown-Turner (32) vs. Penn State, 2/18/24*
- A Player Scored 20 Points in a Half:** *Shyanne Sellers (20) vs. JMU, 12/20/23*
- Two Players Scored 20 points in the Same Game:** *Jakia Brown-Turner (25) and Bri McDaniel (22) vs. Iowa, 2/3/24*
- A Player Scored 20+ Points in 3 Consecutive Games:** *Jakia Brown-Turner (Jan. 20-Feb. 3, 2024)*
- A Player Scored 20+ Points in 4 Consecutive Games:** *Jakia Brown-Turner (Jan. 20-Feb. 3, 2024)*
- A Player Scored 20+ Points in 5 Consecutive Games:** *Jakia Brown-Turner (Jan. 20-Feb. 3, 2024)*
- A Player Scored At Least 30 Points in Back-to-Back Games:** Shatori Walker-Kimbrough (Feb. 2-5, 2016)
- Same Two Players Scored 20 points in Back-to-Back Games:** Diamond Miller (23) and Ashley Owusu (24) vs. Delaware, 3/18/22 and Diamond Miller (24) and Ashley Owusu (20) vs. FGCU (3/20/2022)
- Three Players Scored 20 Points in the Same Game:** Diamond Miller (24), Angel Reese (21), Ashley Owusu (20) vs. FGCU, 3/20/2022
- Five Players Scored in Double Figures in a Game:** *Bri McDaniel (20), Jakia Brown-Turner (14), Allie Kubek (13), Brinae Alexander (12), Shyanne Sellers (11) vs. Illinois, 3/7/24*
- Six Players Scored in Double Figures in a Game:** Mimi Collins (18), Angel Reese (18), Ashley Owusu (16), Katie Benzan (14), Chloe Bibby (13) and Shyanne Sellers (12) vs. Mount St. Mary's, 11/16/2021
- Seven Players Scored in Double Figures in a Game:** Kaila Charles (18), Shakira Austin (18), Ashley Owusu (18), Stephanie Jones (17), Sara Vujacic (15), Taylor Mikesell (14), Faith Masonius (12) vs. Wagner, 11/5/2019
- A Player had 20 points and 20 Rebounds in the Same Game:** Brionna Jones (20 points, 20 rebounds) vs. Washington State, 11/26/2016

## FIELD GOAL SHOOTING

**Team shot 60 percent or better:** .672 (45-67) vs. Niagara, 11/29/23

## REBOUNDS

- A Player Had 15 Rebounds:** Angel Reese (16) vs. Indiana, 2/25/2022
- A Player Had 16 Rebounds:** Angel Reese (16) vs. Indiana, 2/25/2022
- A Player Had 17 Rebounds:** Mimi Collins (17) at Wisconsin, 1/17/2021
- A Player Had 18 Rebounds:** Shakira Austin (21) vs. Coppin State, 11/9/2018
- A Player Had 19 Rebounds:** Shakira Austin (21) vs. Coppin State, 11/9/2018
- A Player Had 20 Rebounds:** Shakira Austin (21) vs. Coppin State, 11/9/2018
- A Player Had 25 Rebounds:** Never
- Two Players Had Double-Figure Rebounds in the Same Game:** Diamond Miller (10) and Abby Meyers (10) at Baylor, 11/20/22
- Three Players Had Double-Figure Rebounds in the Same Game:** Faith Masonius (12), Mimi Collins (11), Chloe Bibby (10) vs. James Madison, 12/19/2020

## DOUBLE-DOUBLES/TRIPLE-DOUBLES

- A Player Had a Double/Double in Points and Rebounds:** *Faith Masonius (15 points, 11 rebounds) vs. Ohio State, 3/8/24*
- A Player Had a Double/Double in Points and Assists:** *Shyanne Sellers (13 points, 10 assists) vs. Northwestern, 12/10/23*
- Two Players Had Double/Doubles in Points and Rebounds in the Same Game:** *Shyanne Sellers (18 points, 11 rebounds), Allie Kubek (13 points, 10 rebounds), Jakia Brown-Turner (11 points, 10 rebounds) at Illinois, 2/11/24*
- Three Players Had Double/Doubles in the Same Game:** *Shyanne Sellers (18 points, 11 rebounds), Allie Kubek (13 points, 10 rebounds), Jakia Brown-Turner (11 points, 10 rebounds) at Illinois, 2/11/24*
- A Player Had Back-to-Back Double/Doubles:** *Jakia Brown-Turner (2), 2/29/2024-3/3/2024*
- A Player Had 3 Double/Doubles in a Row:** Angel Reese (5), 12/12/2021 - 1/9/2022
- A Player Had 4 Double/Doubles in a Row:** Angel Reese (5), 12/12/2021 - 1/9/2022
- A Player Had 5 Double/Doubles in a Row:** Angel Reese (5), 12/12/2021 - 1/9/2022
- A Player Had 6 Double/Doubles in a Row:** Brionna Jones (10), 12/12/2016-1/22/17
- A Player Had 7 Double /Doubles in a Row:** Brionna Jones (10), 12/12/2016-1/22/17
- A Player Had 8 Double /Doubles in a Row:** Brionna Jones (10), 12/12/2016-1/22/17
- A Player Had 9 Double /Doubles in a Row:** Brionna Jones (10), 12/12/2016-1/22/17
- A Player Had 10 Double-Doubles in a Row:** Brionna Jones (10), 12/12/2016-1/22/17

## ALL-TIME TRIPLE-DOUBLES:

- Alyssa Thomas vs. Florida State (22 pts, 12 rebs, 12 asts), 2/20/2014
- Alyssa Thomas at Syracuse (11 points, 11 rebs, 11 asts), 2/2/2014
- Alyssa Thomas vs. Wofford (18 pts, 12 rebs, 10 asts), 12/28/2013
- Alyssa Thomas vs. Siena (12 pts, 13 rebs, 11 asts), 12/9/2013
- Alyssa Thomas vs. Wake Forest (32 pts, 13 rebs, 10 asts), 3/8/2013
- Alyssa Thomas vs. George Mason (11 pts, 12 rebs, 11 asts), 12/8/2012
- Marissa Coleman vs. UCSB (15 pts, 14 rebs, 10 asts), 12/6/2006

## ASSISTS

- A Player Had 10 Assists in a Game:** *Shyanne Sellers (10) vs. Northwestern, 12/10/23*
- A Player Had 11 Assists in a Game:** *Shyanne Sellers (11) vs. Niagara, 11/29/23*
- A Player Had 12 Assists in a Game:** Ashley Owusu (12) vs. Iowa, 2/23/2021
- A Player Had 13 Assists in a Game:** Destiny Slocum (13), vs. Illinois, 2/9/2017

## BLOCKS

- A Player Had 5 Blocks in a Game:** Shakira Austin (6) vs. UCLA, 3/25/2019
- A Player Had 6 Blocks in a Game:** Shakira Austin (6) vs. UCLA, 3/25/2019
- A Player Had 7 Blocks in a Game:** Shakira Austin (6) vs. UCLA, 3/25/2019
- A Player Had 8 Blocks in a Game:** Shakira Austin (6) vs. UCLA, 3/25/2019

## STEALS

- A Player Had 5 Steals in a Game:** *Shyanne Sellers (5) vs. Northwestern, 12/10/23*
- A Player Had 6 Steals in a Game:** *Brinae Alexander (6) vs. UMass, 11/25/23*
- A Player Had 7 Steals in a Game:** Blair Watson (9) at Iowa, 1/9/2020
- A Player Had 8 Steals in a Game:** Blair Watson (9) at Iowa, 1/9/2020
- A Player Had 9 Steals in a Game:** Blair Watson (9) at Iowa, 1/9/2020

## MISCELLANEOUS

- A Player Topped the Team in Scoring, Rebounding and Assists for a Game:** *Shyanne Sellers (21 points, 10 rebounds, 8 assists) vs. Rutgers, 2/21/24*
- A Player Hit a Buzzer Beater to Win a Game:** Shyanne Sellers hit a three-pointer at the buzzer to win at Purdue, 12/8/2022
- A Player Hit a Shot with <5 seconds left to Win a Game:** Shyanne Sellers hit a three-pointer at the buzzer to win at Purdue, 12/8/2022
- A Player Hit Last-Second Free Throws to Win a Game:** Stephanie Jones made 2 FTs at Purdue with 6 seconds remaining, 2/25/2019
- Player Played Every Minute of a Game:** *Shyanne Sellers vs. Ohio State, 3/8/24*

**TEAM**

**Maryland Ranked No. 1 in AP Top-25:** Jan. 8, 2007

**Maryland Ranked No. 1 in Coaches Top-25:** Jan. 8, 2007

**Maryland Defeated A No. 1-Ranked Opponent:** April 2, 2006 - #3 Maryland 81, #1 North Carolina 70 (2006 NCAA Final Four)

**Maryland Defeated A Top-5 Ranked Opponent:** March 8, 2024 at the Target Center - Maryland 82, #4 Ohio State 61 (2024 Big Ten Tournament Quarterfinals)

**Maryland Defeated A Top-10 Ranked Opponent:** March 8, 2024 at the Target Center - Maryland 82, #4 Ohio State 61 (2024 Big Ten Tournament Quarterfinals)

**Maryland Defeated A Top-10 Ranked Opponent on the Road:** December 1, 2022 at Purcell Pavilion - #20 Maryland 74, #7 Notre Dame

**Maryland Defeated A Top-10 Ranked Opponent at Home:** February 21, 2023 at XFINITY Center - #7 Maryland 96, #6 Iowa 68

**Maryland Defeated A Top-25 Ranked Opponent:** March 8, 2024 at the Target Center - Maryland 82, #4 Ohio State 61 (2024 Big Ten Tournament Quarterfinals)

**Maryland Defeated A Top-25 Ranked Opponent on the Road:** February 24, 2023 at Schottenstein Center - #7 Maryland 76, #16 Ohio State 74

**Maryland Defeated A Top-25 Ranked Opponent at Home:** March 19, 2023 at XFINITY Center - #7 Maryland 77, #25 Arizona 64

**Maryland Defeated Back-to-Back Ranked Opponents at Home:** Feb 17, 2022 at XFINITY Center - No. 13 Maryland 77, No. 18 Ohio State 72 and Feb. 25, 2022 at XFINITY Center - No. 13 Maryland 67, No. 10 Indiana 64

**Last Overtime Game:** Jan. 24, 2024 - Michigan 79, Maryland 77

**Last Overtime Victory at Home:** Feb. 24, 2008 - Maryland 92, Florida State 84

**Last Overtime Victory on the Road:** Feb. 8, 2012 - Maryland 78, North Carolina 72

**Maryland Scored 100 Points or more:** Nov. 29, 2023 - 28 pts - Maryland 114, Niagara 44

**Maryland Had A Run of 20 Points:** Nov. 29, 2023 - 28 pts - Maryland 114, Niagara 44

**Maryland Had A Run of 25 Points:** Nov. 29, 2023 - 28 pts - Maryland 114, Niagara 44

**Maryland Erased a 10-Point Deficit to Win:** vs. Illinois - trailed 24-10 with 0:45 left in the first quarter, March 7, 2024

**Maryland Erased a 14-Point Deficit to Win:** vs. Illinois - trailed 24-10 with 0:45 left in the first quarter, March 7, 2024

**Maryland Erased a 15-Point Deficit to Win:** at James Madison - trailed 60-41 with 9:55 left in the fourth quarter, Nov. 13, 2019

**Maryland Erased a 16-Point Deficit to Win:** at James Madison, Nov. 13, 2019

**Maryland Erased a 17-Point Deficit to Win:** at James Madison, Nov. 13, 2019

**Maryland Erased a 18-Point Deficit to Win:** at James Madison, Nov. 13, 2019

**Maryland Erased a 19-Point Deficit to Win:** at James Madison, Nov. 13, 2019

*Items in italics occurred in 2023-24*



## 2023-24 MISCELLANEOUS STATISTICS

### INDIVIDUAL

#### LED MARYLAND IN SCORING

(includes ties)	Overall	B1G
Shyanne Sellers	12	5
Jakia Brown-Turner	9	8
Bri McDaniel	6	4
Allie Kubek	3	2
Lavender Briggs	3	2
Brinae Alexander	1	

#### LED MARYLAND IN REBOUNDBING

Jakia Brown-Turner	11	9
Shyanne Sellers	9	6
Lavender Briggs	4	2
Bri McDaniel	4	2
Emily Fisher	2	
Allie Kubek	2	1
Brinae Alexander	1	
Summer Bostock	1	
Faith Masonius	1	

#### LED MARYLAND IN ASSISTS

Shyanne Sellers	21	12
Bri McDaniel	7	4
Faith Masonius	3	1
Jakia Brown-Turner	2	1
Brinae Alexander	1	

#### LED MARYLAND IN BLOCKS

Allie Kubek	11	7
Shyanne Sellers	8	4
Jakia Brown-Turner	4	3
Emily Fisher	4	2
Bri McDaniel	3	1
Lavender Briggs	3	3
Faith Masonius	3	1
Hawa Doumbouya	2	
Riley Nelson	2	

#### LED MARYLAND IN STEALS

Shyanne Sellers	10	3
Brinae Alexander	10	5
Bri McDaniel	10	5
Jakia Brown-Turner	6	4
Allie Kubek	3	1
Faith Masonius	2	2

**Double-figure scoring games** — Sellers 24, Brown-Turner 23, McDaniel 19, Kubek 13, Alexander 13, Briggs 9, Masonius 5, Nelson 3, Chardon 1

**20-point scoring games** — Sellers 8, Brown-Turner 6, McDaniel 6, Kubek 1, Alexander 1, Briggs 1

**30-point scoring games** — Brown-Turner 1

**Double-figure rebounding games** — Brown-Turner 6, Sellers 3, Kubek 1, McDaniel 1, Masonius 1

**Double-figure assists games** — Sellers 2

#### DOUBLE-DOUBLES

Player	Statistics	Opponent
Brown-Turner	10 pts, 13 rebs	Green Bay (11/24/23)
Brown-Turner	20 pts, 10 rebs	Illinois (1/20/24)
Brown-Turner	11 pts, 10 rebs	at Rutgers (2/6/24)
Brown-Turner	11 pts, 10 rebs	at Illinois (2/11/24)
Brown-Turner	18 pts, 10 rebs	Wisconsin (2/29/24)
Brown-Turner	15 pts, 13 rebs	at Indiana (3/3/24)
Kubek	13 pts, 10 rebs	at Illinois (2/11/24)
Masonius	15 pts, 11 rebs	vs. Ohio State (3/8/24)
McDaniel	20 pts, 10 rebs	vs. Illinois (3/7/24)
Sellers	28 pts, 13 rebs	George Mason (12/3/23)
Sellers	13 pts, 10 asis	Northwestern (12/10/23)
Sellers	18 pts, 11 rebs	at Illinois (2/11/24)
Sellers	21 pts, 10 rebs	Rutgers (2/21/24)

### TERP TENDENCIES

Maryland's Record	Overall	Strk.	Last W/L
Overall Record	19-12	W2	at Indiana, 3/3/24
Home	12-3	W3	Iowa, 2/3/24
Road	3-8	L2	at Illinois, 2/11/24
Neutral	4-1	W4	Wash State, 11/23/23
Leading at the half	15-3	W6	at Michigan, 1/24/24
Trailing at the half	4-9	W1	at Indiana, 3/3/24
Tied at the half		W1	at Michigan, 2/20/22
Leading with 5:00 to play	19-1	W7	at Michigan, 1/24/24
Trailing with 5:00 to play	0-11	L25	Miami (FL), 12/2/21
In overtime	0-1	L2	Wake Forest, 3/8/13
Shooting .500 or better	6-2	L1	Illinois, 1/20/24
Shooting .451 to .499	3-2	W2	Iowa, 2/3/24
Shooting .400 to .450	6-5	W3	at Ohio State, 2/25/24
Shooting below .400	3-3	L1	at Rutgers, 2/6/24
Opp. shooting .500 or better	0-5	L7	UConn, 12/11/22
Opponent shooting .451 to .499	1-3	L2	Illinois, 1/20/24
Opponent shooting .400 to .450	7-3	W1	at Indiana, 3/3/24
Opponent shooting below .400	12-1	W4	at Nebraska, 12/31/23
Higher FG% than opponent	17-2	W6	Iowa, 2/3/24
Lower FG% than opponent	2-10	L2	at Rutgers, 2/6/24
More 3-point FGs	9-0	W9	South Carolina, 3/27/23
Fewer 3-point FGs	7-10	L2	at Rutgers, 2/6/24
Making more free throws	15-4	W6	Iowa, 2/3/24
Making fewer free throws	2-8	L5	Illinois, 1/20/24
Outrebounding opponent	17-4	W2	at Indiana, 3/3/24
Outrebounded by opponent	2-7	L5	at Minnesota, 1/3/24
More turnovers than opponent	5-6	W1	at Ohio State, 2/25/24
Fewer turnovers than opponent	14-5	W1	at Indiana, 3/3/24
Scoring more bench points	15-4	W5	Indiana, 1/31/24
Scoring fewer bench points	4-7	L1	Rutgers, 2/21/24

Maryland's Record	Overall	Strk.	Last W/L
Games decided by 3 or less	1-1	L1	Syracuse, 11/19/23
Games decided by 4 to 8	2-3	W1	Iowa, 2/3/24
Games decided by 9 to 12	4-1	W2	Ohio State, 1/17/24
Games decided by 13 to 19	5-3	L1	Wisconsin, 2/29/24
Games decided by 20 or more	7-4	W1	at Penn State, 1/28/24
vs. Top-10 opponent	1-5	W1	at Ohio State, 2/25/24
vs. Top-25 opponent	1-8	W1	at Indiana, 3/3/24
vs. Unranked opponent	18-4	W6	at Penn State, 1/28/24
Player scores 30+ points	1-0	W4	Stanford, 11/27/21
Player scores 20+ points	12-8	W2	at Ohio State, 2/25/24
Terps score under 60 points	0-2	L10	at Purdue, 2/25/19
Terps score 60-69 points	3-3	L1	at Illinois, 2/11/24
Terps score 70-79 points	6-5	W3	Indiana, 1/31/24
Terps score 80-89 points	5-2	W2	Iowa, 2/3/24
Terps score 90-99 points	4-0	W101	Virginia, 3/8/93
Terps score 80+ points	10-2	W2	Iowa, 2/3/24
Terps score 90+ points	5-0	W153	Virginia, 3/8/93
Terps score 100+ points	1-0	W48	Virginia, 3/8/93
Opp. player scores 30+ points	0-1	L2	Delaware, 3/18/22
Opp. player scores 20+ points	5-8	L1	at Rutgers, 2/6/24
Opponents score <60 points	7-0	W140	at St. Joe's, 11/17/12
Opponents score 60-69 points	8-0	W15	at Indiana, 1/12/23
Opponents score 70-79 points	2-4	L4	George Mason, 12/3/23
Opponents score 80-89 points	2-5	L1	Illinois, 1/20/24
Opponents score 90-99 points	0-1	L4	Iowa, 2/23/21
Opponents score 100+ points	0-3	L7	
In November	5-3	W3	Wash State, 11/23/23
In December	4-1	L1	JMU, 12/20/23
In January	3-5	L3	Illinois, 1/20/24
In February	5-2	W1	at Ohio State, 2/25/24
In March	2-1	W2	at Indiana, 3/3/24

**Note:** Last W/L column identifies the last time the opposite result in the streak happened. For example, if Maryland had a winning streak of 5 games, its last loss would be in the W/L column.

### MARYLAND'S LARGEST (IN 2023-24)

#### LEAD

**Overall:** 70 (4th-1:09 vs. Niagara, 11/29/23)  
**B1G:** 26 (3rd-8:42 vs. Rutgers, 2/21/24)

#### DEFICIT

**Overall:** 39 (4th-0:34 at South Carolina, 11/12/23)  
**B1G:** 36 (4th-0:35 at Penn State, 1/28/24)

#### MARGIN OF VICTORY

**Overall:** 70 vs. Niagara, 11/29/23  
**B1G:** 22 vs. Purdue, 1/14/24

#### MARGIN OF DEFEAT

**Overall:** 38 at South Carolina, 11/12/23  
**B1G:** 36 at Penn State, 1/28/24

#### HALFTIME LEAD

**Overall:** 40 vs. Niagara, 11/29/23  
**B1G:** 23 vs. Rutgers, 2/21/24

#### HALFTIME DEFICIT

**Overall:** 20 at UConn, 11/16/23  
**B1G:** 22 vs. Indiana, 1/31/24

#### MOST POINTS SCORED IN A QUARTER

**Overall:** 33 (1st - vs. Niagara, 11/29/23)

#### FEWEST POINTS SCORED IN A QUARTER

**Overall:** 8 (2nd - vs. Washington State, 11/19/23)

#### MOST POINTS ALLOWED IN A QUARTER

**Overall:** 37 (4th at South Carolina, 11/12/23)

#### FEWEST POINTS ALLOWED IN A QUARTER

**Overall:** 4 (2nd vs. Rutgers, 2/21/24)

#### HOME CROWD

**Overall:** 17,950 vs. Iowa, 2/3/24  
**B1G:** 17,950 vs. Iowa, 2/3/24

#### ROAD CROWD

**Overall:** 16,007 at South Carolina, 11/12/23  
**B1G:** 12,402 at Indiana, 3/3/24

#### NEUTRAL CROWD

**Overall:** 150 vs. Washington State, 11/23/23

CAREER RECORDS

POINTS

1.	2,356	Alyssa Thomas (2011-14)
2.	2,247	Crystal Langhorne (2005-08)
3.	2,205	Marissa Coleman (2006-09)
4.	2,156	Shatori Walker-Kimbrough (2014-17)
5.	2,078	Kristi Toliver (2006-09)
6.	1,984	Kaila Charles (2017-20)
7.	1,928	Brionna Jones (2014-17)
	1,928	Vicky Bullett (1986-89)
9.	1,878	Shay Doron (2004-07)
10.	1,706	Diamond Miller (2020-23)
11.	1,679	Christy Winters (1987-90)
12.	1,630	Marcia Richardson (1979-84)
13.	1,621	Lynetta Kizer (2008-12)
14.	1,601	Jessie Hicks (1990-93)
15.	1,595	Tianna Hawkins (2010-13)
16.	1,541	Deanna Tate (1986-89)
17.	1,512	Deedee Warley (1999-02)
18.	1,450	Marche Strickland (1999-02)
19.	1,425	Kris Kirchner (1978-80)
20.	1,423	Myra Waters (1979-82)
21.	1,407	Laura Harper (2005-08)
22.	1,396	Jasmina Perazic (1980-83)
23.	1,379	Laurin Mincy (2011-15)
24.	1,372	Chequita Wood (1983-86)
25.	1,350	Tara Heiss (1975-78)
26.	1,349	Stephanie Cross (1995-98)
27.	1,302	Stephanie Jones (2017-20)
28.	1,291	Lisa Brown (1985-88)
29.	1,286	Ashley Owusu (2020-22)
30.	1,284	Belinda Pearman (1981-84)
31.	1,218	Bonnie Rimkus (1991-94)
32.	1,197	<b>SHYANNE SELLERS (2022-pres.)</b>
33.	1,189	Debbie Lytle (1980-83)
34.	1,163	Renneika Razor (2000-03)
35.	1,142	Pam Reaves (1979-81)
36.	1,113	Jane Zivalich (1976-79)
37.	1,052	Carla Holmes (1988-91)
38.	1,048	Brene Moseley (2012, 14-16)

REBOUNDS

1.	1,235	Alyssa Thomas (2011-14)
2.	1,229	Crystal Langhorne (2005-08)
3.	1,209	Brionna Jones (2014-17)
4.	1,139	Marissa Coleman (2006-09)
5.	1,086	Tianna Hawkins (2010-13)
6.	968	Vicky Bullett (1986-89)
7.	958	Lynetta Kizer (2009-12)
8.	936	Kris Kirchner (1978-80)
9.	930	Kaila Charles (2017-20)
10.	873	Laura Harper (2005-08)
11.	816	Alicia DeVaughn (2011-14)
12.	782	Myra Waters (1979-82)
13.	723	Christy Winters (1987-90)
14.	716	Stephanie Cross (1995-98)
15.	703	Jessie Hicks (1990-93)
	703	Chequita Wood (1983-86)
17.	693	Stephanie Jones (2017-20)
18.	690	Deedee Warley (1999-02)
19.	681	Subrena Rivers (1986-90)
20.	672	Bonnie Rimkus (1991-94)
21.	668	Debbie Lytle (1980-83)
22.	634	Shatori Walker-Kimbrough (2014-17)
23.	609	Jade Perry (2005-08)

ASSISTS (300 OR MORE)

1.	751	Kristi Toliver (2006-09)
2.	583	Debbie Lytle (1980-83)

3.	504	Tara Heiss (1975-78)
4.	500	Deanna Tate (1986-89)
5.	488	Alyssa Thomas (2010-14)
6.	486	Anjale Barrett (2008-12)
7.	453	Marissa Coleman (2006-09)
8.	444	Ashley Owusu (2020-22)
9.	443	Brene Moseley (2012, 14-16)
10.	439	Carla Holmes (1988-91)
11.	416	Anesia Smith (2002-05)
12.	411	Shay Doron (2004-07)
13.	406	Subrena Rivers (1986-90)
14.	402	Marcia Richardson (1982-84)
15.	383	<b>SHYANNE SELLERS (2023-24)</b>
	383	Lisa Brown (1985-88)
17.	381	Tiffany Brown (1997-00)
18.	374	Shatori Walker-Kimbrough (2014-17)
19.	373	Channise Lewis (2017-21)
20.	371	Sonia Chase (1995-98)
21.	364	Vicki Brick (2000, 02-04)
22.	354	Terri Daniels (2000-03)

STEALS

1.	315	Debbie Lytle (1980-83)
2.	309	Sonia Chase (1995-98)
3.	293	Deanna Tate (1986-89)
4.	266	Renneika Razor (2000-03)
5.	241	Myra Waters (1979-82)
6.	238	Alyssa Thomas (2010-14)
7.	236	Chequita Wood (1983-86)
8.	232	Shatori Walker-Kimbrough (2014-17)
9.	225	Vicki Brick (2000, 02-04)
10.	223	Shay Doron (2004-07)
11.	220	Vicky Bullett (1986-89)
12.	212	Lisa Brown (1985-88)
13.	209	Blair Watson (2017-20)
14.	205	Marissa Coleman (2006-09)
15.	191	Kaila Charles (2017-20)
16.	190	Tiffany Brown (1997-00)
17.	188	Stephanie Cross (1995-98)
18.	182	Marcia Richardson (1981-84)
19.	172	Anesia Smith (2002-05)
20.	170	Diamond Miller (2020-23)

BLOCKS

1.	198	Laura Harper (2005-08)
2.	186	Kris Kirchner (1978-80)
3.	170	Vicky Bullett (1986-89)
4.	164	Brionna Jones (2014-17)
5.	141	Marissa Coleman (2006-09)
6.	137	Jessie Hicks (1990-93)
7.	130	Shakira Austin (2019-20)
8.	129	Alicia DeVaughn (2010-14)
9.	117	Tianna Hawkins (2009-13)
10.	111	Diamond Miller (2020-23)
11.	97	Kaila Charles (2017-20)
	97	Krystal Kimrey (1977-80)
13.	95	Brianna Fraser (2016-19)
14.	91	Shatori Walker-Kimbrough (2014-17)
	91	Christy Winters (1987-90)
16.	86	Chequita Wood (1983-86)
17.	79	Diandra Tchatchouang (2009-11)
18.	78	Stephanie Jones (2016-20)
	78	Malina Howard (2013-16)
20.	75	Lynetta Kizer (2008-12)
21.	74	Debbie Lytle (1980-83)
22.	71	Crystal Washington (2001-04)
	71	Rosita Melbourne (1999-02)
24.	66	Myra Waters (1979-82)
25.	65	Carolyn Dehn-Duhr (1985-87)
26.	62	Bonnie Rimkus (1991-94)
27.	59	Blair Watson (2017-20)

28.	55	Angel Reese (2021-22)
	55	Deedee Warley (1999-02)

FIELD GOAL PERCENTAGE

in. 500 attempts/ 2 years

1.	.662	Crystal Langhorne (2005-08)
2.	.650*	Brionna Jones (2014-17)
3.	.594	Stephanie Jones (2016-20)
4.	.588	Jessie Hicks (1990-93)
5.	.574	Tianna Hawkins (2009-13)
6.	.571	Kalisa Davis (1995-98)
7.	.568	Dafne Lee (1989-92)
8.	.565	Laura Harper (2005-08)
9.	.563	Vicky Bullett (1986-89)
10.	.556	Alicia DeVaughn (2010-14)

\*-Big Ten record

3-POINT FIELD GOALS MADE

1.	300	Kristi Toliver (2006-09)
2.	217	Kristen Confroy (2015-18)
3.	194	Blair Watson (2017-20)
4.	186	Shatori Walker-Kimbrough (2014-17)
5.	185	Taylor Mikesell (2019-20)
6.	172	Marissa Coleman (2006-09)
	172	Tiffany Brown (1997-00)
8.	167	Marche Strickland (1999-02)
9.	166	Katie Benzan (2021-22)
10.	150	Shay Doron (2004-07)
11.	145	<b>BRINAE ALEXANDER (2023-pres.)</b>
12.	143	Laurin Mincy (2011-15)
13.	127	Katie Rutan (2013-14)
14.	124	Ashleigh Newman (2005-08)
15.	121	Kim Rodgers (2008-12)
16.	120	Lexie Brown (2014-15)
17.	111	Marah Strickland (2008-09)
18.	106	Diamond Miller (2020-23)
	106	Chloe Bibby (2021-22)
20.	101	Terri Daniels (2000-03)
21.	91	Brene Moseley (2012, 14-16)

3-POINT FG PERCENTAGE

min. 50 attempts/2 years

1.	.474	Katie Benzan (2021-22)
2.	.459*	Shatori Walker-Kimbrough (2014-17)
3.	.429	<b>BRI MCDANIEL (2023-pres.)</b>
4.	.418	Taylor Mikesell (2019-20)
5.	.410	<b>BRINAE ALEXANDER (2023-pres.)</b>
6.	.408	Kristi Toliver (2006-09)
7.	.405	Kristen Confroy (2015-18)
8.	.401	Katie Rutan (2013-14)
9.	.394	Kim Bretz (1996-97)
10.	.391	Marah Strickland (2008-09)
11.	.388	Marissa Coleman (2006-09)
12.	.386	<b>LAVENDER BRIGGS (2023-pres.)</b>
13.	.378	Anjale Barrett (2008-12)
14.	.377	Carla Holmes (1989-91)
15.	.376	Sara Vujacic (2019-20)
16.	.361	Channise Lewis (2017-21)
17.	.360	Chrissy Fisher (2003-04)
18.	.358	Brene Moseley (2012, 14-16)
19.	.357	Blair Watson (2017-20)
20.	.356	Laurin Mincy (2011-15)
21.	.354	Mimi Collins (2021-22)
	.354	Lexie Brown (2014-15)
23.	.353	Lisa Brown (1985-89)
24.	.352	Terri Daniels (2000-03)
25.	.351	Chloe Bibby (2021-22)
26.	.347	Marche Strickland (1999-02)

\*-Big Ten record

## CAREER RECORDS

### FREE THROW PERCENTAGE

min. 200 attempts		
1.	.866	Kristi Toliver (2006-09)
2.	.816	Laurin Mincy (2011-15)
3.	.813	<b>SHYANNE SELLERS (2022-pres.)</b>
4.	.810	Marissa Coleman (2006-09)
5.	.804	Marche Strickland (1999-02)
6.	.803	Shatori Walker-Kimbrough (2014-17)
	.803	Shay Doron (2004-07)
8.	.789	Brene Moseley (2012, 14-16)
9.	.787	Diamond Miller (2020-23)
10.	.774	Alyssa Thomas (2010-14)
11.	.764	Ashley Owusu (2020-22)
12.	.721	Lisa Brown (1985-88)
13.	.770	Marcia Richardson (1981-84)
14.	.757	Deanna Tate (1986-89)
15.	.752	Jasmina Perazic (1980-83)
16.	.749	Michele Andrew (1992-94)
17.	.740	Kaila Charles (2017-20)
18.	.736	Malissa Boles (1992-93)
19.	.735	Myra Waters (1979-82)
20.	.728	Jade Perry (2005-08)
21.	.726	Jane Zivalich (1976-79)
22.	.725	Vicky Bullett (1986-89)
23.	.720	Tianna Hawkins (2009-13)
24.	.711	Deedee Warley (1999-02)

### FREE THROWS MADE

1.	557	Alyssa Thomas (2011-14)
2.	492	Shay Doron (2004-07)
3.	481	Marissa Coleman (2006-09)
4.	469	Crystal Langhorne (2005-08)
5.	411	Lynetta Kizer (2009-12)
6.	410	Diamond Miller (2020-23)
7.	386	Laura Harper (2005-08)
	386	Deedee Warley (1999-02)
9.	382	Kaila Charles (2017-20)
10.	366	Shatori Walker-Kimbrough (2014-17)
11.	362	Kristi Toliver (2006-09)
12.	322	Brionna Jones (2014-17)
	322	Laurin Mincy (2011-15)
14.	303	Jessie Hicks (1990-93)
15.	296	Vicky Bullett (1986-89)

### GAMES PLAYED

1.	144	Marissa Coleman (2006-09)
2.	143	Laurin Mincy (2011-15)
3.	142	Brionna Jones (2014-17)
	142	Shatori Walker-Kimbrough (2014-17)
	142	Brene Moseley (2012, 14-16)
6.	141	Ashleigh Newman (2005-08)
7.	140	Kristen Confroy (2015-18)
	140	Malina Howard (2013-16)
9.	139	Jade Perry (2005-08)
	139	Kristi Toliver (2006-09)

### GAMES STARTED

1.	135	Kaila Charles (2017-20)
	135	Alyssa Thomas (2010-14)
3.	134	Crystal Langhorne (2005-08)
4.	133	Marissa Coleman (2006-09)
5.	128	Kristi Toliver (2006-09)
6.	120	Brionna Jones (2014-17)
7.	119	Shay Doron (2004-07)
8.	117	Marche Strickland (1999-02)

## SEASON RECORDS

### POINTS

1.	697	Brionna Jones (2016-17)
2.	686	Vicky Bullett (1988-89)
3.	681	Shatori Walker-Kimbrough (2015-16)
4.	671	Diamond Miller (2022-23)
5.	665	Alyssa Thomas (2013-14)
6.	657	Shatori Walker-Kimbrough (2016-17)
7.	654	Crystal Langhorne (2005-06)
8.	653	Marissa Coleman (2008-09)
9.	645	Kristi Toliver (2008-09)
10.	640	Alyssa Thomas (2012-13)
11.	633	Deanna Tate (1988-89)
12.	631	Kristi Toliver (2007-08)
13.	627	Kris Kirchner (1979-80)
14.	613	Tianna Hawkins (2012-13)
15.	610	Kaila Charles (2017-18)
16.	601	Alyssa Thomas (2011-12)
17.	594	Marissa Coleman (2007-08)
18.	581	Vicky Bullett (1987-88)
19.	579	Kaila Charles (2018-19)
20.	569	Angel Reese (2021-22)
21.	562	Shay Doron (2004-05)
22.	549	Crystal Langhorne (2004-05)
23.	536	Crystal Langhorne (2007-08)
24.	533	Brionna Jones (2015-16)

### SCORING AVERAGE

1.	21.4	Vicky Bullett (1988-89)
2.	20.9	Kris Kirchner (1979-80)
3.	19.9	Brionna Jones (2016-17)
4.	19.8	Deanna Tate (1988-89)
5.	19.7	Diamond Miller (2022-23)
6.	19.5	Shatori Walker-Kimbrough (2015-16)
7.	19.0	Alyssa Thomas (2013-14)
8.	18.8	Shatori Walker-Kimbrough (2016-17)
	18.8	Alyssa Thomas (2012-13)
10.	18.4	Kristi Toliver (2008-09)
11.	18.2	Bonnie Rimkus (1993-94)
	18.2	Vicky Bullett (1987-88)
13.	18.1	Marissa Coleman (2008-09)
12.	18.0	Tianna Hawkins (2012-13)
15.	17.9	Ashley Owusu (2020-21)
	17.9	Kaila Charles (2017-18)

### REBOUNDS

1.	381	Alyssa Thomas (2013-14)
2.	380	Brionna Jones (2016-17)
3.	362	Kris Kirchner (1979-80)
4.	349	Alyssa Thomas (2012-13)
5.	342	Brionna Jones (2015-16)
6.	340	Angel Reese (2021-22)
	340	Crystal Langhorne (2004-05)
8.	331	Tianna Hawkins (2012-13)
9.	326	Tianna Hawkins (2011-12)
10.	325	Demauria Liles (2008-09)
	325	Crystal Langhorne (2005-06)
12.	324	Shakira Austin (2018-19)
14.	316	Kris Kirchner (1977-78)
15.	313	Laura Harper (2007-08)
16.	309	Marissa Coleman (2005-06)
17.	303	Vicky Bullett (1987-88)
18.	299	Marissa Coleman (2005-06)
19.	290	Crystal Langhorne (2007-08)
20.	287	Vicky Bullett (1988-89)
21.	282	Bonnie Rimkus (1993-94)
22.	279	Alyssa Thomas (2011-12)
23.	275	Kaila Charles (2017-18)
	275	Marissa Coleman (2007-08)

25.	274	Crystal Langhorne (2006-07)
26.	266	Lynetta Kizer (2009-10)
27.	258	Laura Harper (2005-06)
	258	Kris Kirchner (1978-79)
29.	256	Tianna Hawkins (2009-10)
	256	Marissa Coleman (2006-07)

### ASSISTS

1.	275	Kristi Toliver (2007-08)
2.	249	Tara Heiss (1977-78)
3.	217	Deanna Tate (1988-89)
4.	214	Anesia Smith (2004-05)
5.	207	Brene Moseley (2015-16)
6.	204	Destiny Slocum (2016-17)
7.	183	Debbie Lytle (1981-82)
8.	182	Channise Lewis (2018-19)
9.	181	Alyssa Thomas (2012-13)
10.	177	Anjale Barrett (2011-12)
	177	Deanna Tate (1987-88)
12.	174	Ashley Owusu (2019-20)
13.	171	Ashley Owusu (2020-21)
	171	Dara Taylor (2009-10)
15.	170	Kristi Toliver (2008-09)
16.	164	<b>SHYANNE SELLERS (2023-24)</b>
17.	163	Lexie Brown (2014-15)
18.	161	Kristi Toliver (2006-07)
19.	160	Channise Lewis (2017-18)
20.	158	Carla Holmes (1988-89)
21.	157	Debbie Lytle (1979-80)
22.	150	Debbie Lytle (1982-83)
23.	149	Shay Doron (2005-06)
24.	148	Lisa Brown (1987-88)
	148	Karon Ferguson (1993-94)
26.	147	Lexie Brown (2013-14)
27.	145	Kristi Toliver (2005-06)
28.	144	Alyssa Thomas (2013-14)
29.	142	Subrena Rivers (1989-90)

### STEALS

1.	126	Deanna Tate (1988-89)
2.	95	Vicki Brick (1999-00)
3.	91	Blair Watson (2019-20)
4.	90	Sonia Chase (1994-05)
5.	89	Debbie Lytle (1981-82)
	89	Deanna Tate (1987-88)
	89	Sonia Chase (1997-98)
8.	87	Renneika Razor (2002-03)
9.	86	Debbie Lytle (1979-80)
10.	80	Lexie Brown (2014-15)
	80	Chequita Wood (1983-84)
12.	78	Deanna Tate (1986-86)
13.	77	Myra Waters (1979-80)
14.	73	Myra Waters (1980-81)
	73	Debbie Lytle (1980-81)
16.	72	Vicky Bullett (1988-89)
17.	71	Diamond Miller (2022-23)
	71	Vicky Bullett (1987-88)

### BLOCKS

1.	89	Shakira Austin (2018-19)
2.	80	Kris Kirchner (1978-79)
3.	70	Laura Harper (2005-06)
4.	65	Laura Harper (2006-07)
5.	59	Kris Kirchner (1979-80)
6.	57	Brionna Jones (2016-17)
7.	54	Vicky Bullett (1986-87)
8.	52	Marissa Coleman (2005-06)
9.	49	Brionna Jones (2014-15)
10.	48	Laura Harper (2007-08)

11.	47	Kris Kirchner (1977-78)
	47	Jessie Hicks (1992-93)
	47	Jessie Hicks (1991-92)
14.	46	Demauria Liles (2998-09)
	46	Vicky Bullett (1988-89)
16.	45	Diamond Miller (2022-23)
	45	Alicia DeV Vaughn (2011-12)
18.	44	Diandra Tchatchouang (2009-10)
19.	41	Shakira Austin (2019-20)
	41	Vicky Bullett (1987-88)
21.	40	Brionna Jones (2015-16)
	40	Crystal Washington (2003-04)

## FIELD GOAL PERCENTAGE

*min. 200 attempts*

1.	.707	Crystal Langhorne (2006-07)
2.	.690*	Brionna Jones (2016-17)
3.	.670	Crystal Langhorne (2005-06)
4.	.665	Brionna Jones (2015-16)
5.	.647	Crystal Langhorne (2007-08)
6.	.633	Jessie Hicks (1992-93)
7.	.623	Tianna Hawkins (2011-12)
8.	.603	Laura Harper (2007-08)
	.603	Kalisa Davis (1997-98)
10.	.602	Vicky Bullett (1987-88)
11.	.601	Stephanie Jones (2019-20)
	.601	Brionna Jones (2014-15)
13.	.598	Jessie Hicks (1990-91)
14.	.596	Branka Bogunovic (1998-99)
15.	.592	Crystal Langhorne (2004-05)
16.	.591	Jessie Hicks (1991-92)
17.	.590	Stephanie Jones (2018-19)
18.	.588	Christy Winters (1987-88)
19.	.587	Kalisa Davis (1996-97)
20.	.578	Dafne Lee (1990-91)
21.	.577	Lea Hakala (1982-83)
	.577	Chequita Wood (1983-84)
23.	.576	Stephanie Jones (2017-18)

\*-Big Ten record

## 3-PT FIELD GOAL PERCENTAGE

*min. 50 attempts*

1.	.545*	Shatori Walker-Kimbrough (2015-16)
2.	.500	Katie Benzan (2020-21)
	.500	Alli Spence (2003-04)
4.	.481	Terri Daniels (2000-01)
5.	.470	Marissa Coleman (2005-06)
6.	.450	Kristen Confroy (2017-18)
	.450	Shatori Walker-Kimbrough (2016-17)
8.	.447	Kristi Toliver (2006-07)
9.	.445	Katie Benzan (2021-22)
10.	.441	Blair Watson (2017-18)
11.	<b>.439</b>	<b>BRINAE ALEXANDER (2022-23)</b>
12.	.431	Katie Rutan (2013-14)
13.	.425	Taylor Mikesell (2019-20)
14.	.424	Carla Holmes (1988-89)
15.	.416	Kristi Toliver (2008-09)
	.416	Limor Mizrahi (1991-92)
17.	.411	Taylor Mikesell (2018-19)
18.	.409	Lori Bjork (2009-10)
19.	.408	Kristen Confroy (2015-16)
20.	.407	Marah Strickland (2007-08)
21.	.405	Brene Moseley (2011-12)
22.	.404	Kristi Toliver (2005-06)
	.404	Marche Strickland (1999-00)
24.	<b>.400</b>	<b>BRI MCDANIEL (2023-24)</b>
	.400	Laurin Mincy (2011-12)
26.	.396	Terri Bradley (1989-90)
27.	<b>.392</b>	<b>LAVENDER BRIGGS (2022-23)</b>
28.	.388	Abby Meyers (2022-23)

29.	<b>.387</b>	<b>BRINAE ALEXANDER (2023-24)</b>
30.	.385	Laurin Mincy (2014-15)
31.	.384	Shay Doron (2005-06)
32.	.383	Kristen Confroy (2016-17)
33.	.382	Christy Fisher (2002-03)
34.	.378	Katie Rutan (2012-13)
	.378	Marissa Coleman (2008-09)

\*-Big Ten record

## 3-POINT FIELD GOALS MADE

1.	95	Taylor Mikesell (2018-19)
2.	93	Katie Benzan (2020-21)
3.	91	Kristi Toliver (2008-09)
4.	90	Taylor Mikesell (2019-20)
5.	85	Lori Bjork (2009-10)
6.	78	Kristi Toliver (2007-08)
7.	<b>77</b>	<b>BRINAE ALEXANDER (2023-24)</b>
8.	76	Kristen Confroy (2017-18)
9.	73	Katie Benzan (2021-22)
	73	Kristen Confroy (2015-16)
	73	Shatori Walker-Kimbrough (2015-16)
12.	72	Shatori Walker-Kimbrough (2016-17)
	72	Kristi Toliver (2006-07)
14.	71	Destiny Slocum (2016-17)
15.	69	Lexie Brown (2014-15)
	69	Tiffany Brown (1999-00)
17.	<b>68</b>	<b>BRINAE ALEXANDER (2022-23)</b>
	68	Katie Rutan (2012-13)
19.	64	Abby Meyers (2022-23)
20.	63	Blair Watson (2017-18)
21.	60	Blair Watson (2018-19)
22.	59	Katie Rutan (2013-14)
	59	Kristi Toliver (2005-06)
	59	Marche Strickland (1999-00)
25.	57	Chloe Bibby (2020-21)
	57	Marah Strickland (2007-08)
27.	56	Shay Doron (2005-06)
28.	55	Blair Watson (2019-20)
29.	54	Laurin Mincy (2011-12)
	54	Marah Strickland (2008-09)
	54	Marissa Coleman (2005-06)
32.	52	Marche Strickland (2001-02)
33.	51	Lexie Brown (2013-14)

## FREE THROW PERCENTAGE

*min. 50 attempts*

1.	.891	Kristi Toliver (2005-06)
2.	.877	Kristi Toliver (2006-07)
3.	.868	Chloe Bibby (2020-21)
4.	.865	Lori Bjork (2009-10)
5.	.861	Laurin Mincy (2014-15)
6.	.860	Taylor Mikesell (2018-19)
	.860	Kristi Toliver (2007-08)
	.860	Jasmina Perazic (1981-82)
9.	.857	Kristi Toliver (2008-09)
	.857	Marche Strickland (2000-01)
11.	<b>.842</b>	<b>SHYANNE SELLERS (2023-24)</b>
12.	.839	Marche Strickland (1998-99)
13.	.833	Chloe Bibby (2021-22)
	.833	Marissa Coleman (2005-06)
15.	.830	Lexie Brown (2014-15)
16.	.828	Shay Doron (2005-06)
17.	.826	Shay Doron (2006-07)
18.	.824	Limor Mizrahi (1991-92)
19.	.817	Jade Perry (2006-07)
20.	.816	Shatori Walker-Kimbrough (2016-17)
	.816	Marcia Richardson (1981-82)
22.	.814	Mimi Collins (2020-21)
23.	.810	Marissa Coleman (2007-08)
24.	.809	Kaila Charles (2018-19)
	.809	Shatori Walker-Kimbrough (2015-16)

	.809	Laurin Mincy (2011-12)
27.	<b>.807</b>	<b>SHYANNE SELLERS (2022-23)</b>
28.	.802	Marissa Coleman (2006-07)
29.	.800	Alyssa Thomas (2011-12)
	.800	Jane Zivalich (1977-78)

## FREE THROWS MADE

1.	201	Diamond Miller (2022-23)
2.	176	Alyssa Thomas (2012-13)
2.	166	Marissa Coleman (2007-08)
4.	158	Crystal Langhorne (2005-06)
5.	157	Laura Harper (2007-08)
6.	153	Angel Reese (2021-22)
7.	152	Marissa Coleman (2008-09)
8.	<b>149</b>	<b>SHYANNE SELLERS (2023-24)</b>
9.	145	Alyssa Thomas (2013-14)
	145	Shay Doron (2004-05)
11.	141	Kristi Toliver (2007-08)
12.	136	Kaila Charles (2018-19)
	136	Laurin Mincy (2014-15)
	136	Shay Doron (2003-04)
15.	135	Brionna Jones (2016-17)
	135	Shay Doron (2005-06)
	135	Kris Kirchner (1979-80)

# BIG TEN TOURNAMENT HISTORY

Date	Location	Round	Maryland Seed	Seed/Opponent	Result
		First Round	#1	Bye	
		Second Round		Bye	
3/6/15	Hoffman Estates, Ill.	Quarterfinals		#9 Michigan State	W, 70-60
3/7/15	Hoffman Estates, Ill.	Semifinals		#4 Northwestern	W, 74-63
3/8/15	Hoffman Estates, Ill.	Championship		#3 Ohio State	W, 77-74
		First Round	#1	Bye	
		Second Round		Bye	
3/4/16	Indianapolis, Ind.	Quarterfinals		#9 Iowa	W, 75-55
3/5/16	Indianapolis, Ind.	Semifinals		#12 Northwestern	W, 83-62
3/6/16	Indianapolis, Ind.	Championship		#3 Michigan State	W, 60-44
		First Round	#2	Bye	
		Second Round		Bye	
3/3/17	Indianapolis, Ind.	Quarterfinals		#10 Minnesota	W, 92-80
3/4/17	Indianapolis, Ind.	Semifinals		#6 Michigan State	W, 100-89
3/5/17	Indianapolis, Ind.	Championship		#5 Purdue	W, 74-64
		First Round	#2	Bye	
		Second Round		Bye	
3/2/18	Indianapolis, Ind.	Quarterfinals		#7 Indiana	W, 67-54
3/3/18	Indianapolis, Ind.	Semifinals		#3 Nebraska	W, 66-53
3/4/18	Indianapolis, Ind.	Championship		#1 Ohio State	L, 79-69
		First Round	#1	Bye	
		Second Round		Bye	
3/6/19		Quarterfinals		#9 Michigan State	W, 71-55
3/7/19	Indianapolis, Ind.	Semifinals		#4 Michigan	W, 73-72
3/8/19	Indianapolis, Ind.	Championship		#2 Iowa	L, 76-90
3/9/19	Indianapolis, Ind.				
3/10/19	Indianapolis, Ind.				
		First Round	#1	Bye	
		Second Round		Bye	
3/4/20		Quarterfinals		#9 Purdue	W, 74-62
3/5/20	Indianapolis, Ind.	Semifinals		#4 Indiana	W, 66-51
3/6/20	Indianapolis, Ind.	Championship		#6 Ohio State	W, 82-65
3/7/20	Indianapolis, Ind.				
3/8/20	Indianapolis, Ind.				
3/9/21		First Round	#1	Bye	
3/10/21		Second Round		Bye	
3/11/21	Indianapolis, Ind.	Quarterfinals		#8 Nebraska	W, 83-73
3/12/21	Indianapolis, Ind.	Semifinals		#5 Northwestern	W, 85-52
3/13/21	Indianapolis, Ind.	Championship		#6 Iowa	W, 104-84
		First Round	#4	Bye	
		Second Round		Bye	
3/2/22	Indianapolis, Ind.	Quarterfinals		#5 Indiana	L, 51-62
3/1/23		First Round	#3		
3/2/23		Second Round			
3/3/23	Minneapolis, Minn.	Quarterfinals		#6 Illinois	W, 73-58
3/4/23	Minneapolis, Minn.	Semifinals		#2 Iowa	L, 84-89
3/6/24		First Round	#8	Bye	
3/7/24	Minneapolis, Minn.	Second Round		#9 Illinois	W, 75-65
3/8/24	Minneapolis, Minn.	Quarterfinals		#1 Ohio State	W, 82-61

## RECORD WHEN...

Team	Rec.	1st Meeting	Last
Illinois	2-0	2023	2024
Indiana	2-1	2018	2022
Iowa	2-2	2016	2023
Michigan	1-0	2019	2019
Michigan State	4-0	2015	2019
Minnesota	1-0	2017	2017
Nebraska	2-0	2018	2021
Northwestern	3-0	2015	2021
Ohio State	3-1	2015	2024
Penn State	--		
Purdue	2-0	2017	2020
Rutgers	--		
Wisconsin	--		
In Hoffman Estates			3-0
In Indianapolis			16-2
In Minneapolis			3-1
In the First Round			--
In the Second Round			--
In the Quarterfinals			8-1
In the Semifinals			6-1
In the Championship game			5-2
As a No. 1 seed			14-1
As a No. 2 seed			5-1
As a No. 3 seed			1-0
As a No. 8 seed			2-0

### MARYLAND'S INDIVIDUAL GAME HIGHS

**Points:** 36, Kaila Charles vs. Iowa (3/10/19)  
**FG:** 15, Kaila Charles vs. Iowa (3/10/19)  
**FGA:** 30, Kaila Charles vs. Iowa (3/10/19)  
**FG% (min. 8 shots):** .875, FAITH MASONIUS (7-8) vs. Ohio State (3/8/24); Brionna Jones (7-8) vs. Northwestern (3/5/16)  
**FG% (min. 10 shots):** .857, Brionna Jones (12-14) vs. Michigan State (3/4/17)  
**3FG:** 6, Taylor Mikesell vs. Purdue (3/6/20); Shatori Walker-Kimbrough vs. Minnesota (3/3/17)  
**3FGA:** 14, Taylor Mikesell vs. Purdue (3/6/20)  
**3FG% (min 4 shots):** .750, Blair Watson (3-4) vs. Michigan State (3/8/19); Shatori Walker-Kimbrough (6-8) vs. Minnesota (3/3/17)  
**FT:** 12, Diamond Miller vs. Iowa (3/4/23)  
**FTA:** 16, Diamond Miller vs. Iowa (3/4/23)  
**FT%:** 1.000, Stephanie Jones (6-6) vs. Ohio State (3/8/20); Brianna Fraser (6-6) vs. Nebraska (3/3/18); Brianna Fraser (6-6) vs. Indiana (3/2/18); Brionna Jones (5-5) vs. Purdue (3/5/17); Brene Moseley (5-5) vs. Northwestern (3/5/16); Lexie Brown (6-6) vs. Northwestern (3/7/15)  
**Reb:** 16, Eleanna Christinaki vs. Nebraska (3/3/18)  
**Ast:** 11, Ashley Owusu vs. Ohio State (3/8/20); Channise Lewis vs. Iowa (3/10/19)  
**Blk:** 5, Brionna Jones vs. Purdue (3/5/17)  
**Stl:** 7, Lexie Brown vs. Michigan State (3/6/15)

### DOUBLE-DOUBLES

**FAITH MASONIUS - 15 points, 11 rebounds vs. Ohio State (3/8/24)**  
**BRI MCDANIEL - 20 points, 10 rebounds vs. Illinois (3/7/24)**  
 Angel Reese - 10 points, 11 rebounds vs. Northwestern (3/21/21)  
 Stephanie Jones - 18 points, 10 rebounds vs. Ohio State (3/8/20)  
 Shakira Austin - 12 points, 11 rebounds vs. Purdue (3/6/20)  
 Stephanie Jones - 14 points, 13 rebounds vs. Purdue (3/6/20)  
 Ashley Owusu - 15 points, 10 assists vs. Purdue (3/6/20)  
 Kaila Charles - 21 points, 10 rebounds vs. Michigan State (3/8/19)  
 Stephanie Jones - 14 points, 11 rebounds vs. Michigan State (3/8/19)  
 Kaila Charles - 22 points, 11 rebounds vs. Ohio State (3/4/18)  
 Eleanna Christinaki - 14 points, 16 rebounds vs. Nebraska (3/3/18)  
 Brionna Jones - 27 points, 12 rebounds vs. Purdue (3/5/17)  
 Brionna Jones - 14 points, 13 rebounds vs. Minnesota (3/3/17)  
 Brionna Jones - 23 points, 15 rebounds vs. Iowa (3/4/16)  
 Brionna Jones - 17 points, 11 rebounds vs. Northwestern (3/5/16)  
 Brionna Jones - 10 points, 14 rebounds vs. Michigan State (3/6/16)  
 Malina Howard - 12 points, 12 rebounds vs. Ohio State (3/8/15)  
 Shatori Walker-Kimbrough - 19 points, 10 rebounds vs. Michigan State (3/6/16)



2023-24 Maryland Women's Basketball  
Combined Team Statistics  
All games

Game Records

Record	Overall	Home	Away	Neutral
ALL GAMES	19-12	12-3	3-8	4-1
CONFERENCE	9-9	6-3	3-6	0-0
NON-CONFERENCE	10-3	6-0	0-2	4-1

Score by Periods

Team	1st	2nd	3rd	4th	OT	TOT
Maryland	571	581	636	619	10	2417
Opponents	513	526	600	596	12	2247

Team Box Score

No.	Player	Total			3-Point			F-Throw		Rebounds				Other				PTS	AVG			
		GP-GS	MIN	AVG	FG-FGA	FG%	3FG-3FGA	3FG%	FT-FTA	FT%	OFF	DEF	TOT	AVG	PF	DQ	A			TO	BLK	STL
0	SELLERS, Shyanne	30-30	962:37	32.1	148-344	.430	19-63	.302	149-177	.842	32	141	173	5.8	83	3	164	103	19	41	464	15.5
11	BROWN-TURNER, Jakia	30-30	913:33	30.5	162-355	.456	24-68	.353	71-93	.763	65	133	198	6.6	67	2	53	61	8	30	419	14.0
24	MCDANIEL, Bri	31-23	807:05	26.0	134-317	.423	24-60	.400	104-131	.794	31	95	126	4.1	86	3	88	79	5	52	396	12.8
5	ALEXANDER, Brinae	31-31	788:29	25.4	99-256	.387	77-199	.387	12-17	.706	10	79	89	2.9	64	2	33	37	2	40	287	9.3
3	BRIGGS, Lavender	21-10	572:38	27.3	77-189	.407	15-40	.375	13-18	.722	34	72	106	5.0	41	0	27	26	4	13	182	8.7
14	KUBEK, Allie	31-17	665:13	21.5	94-186	.505	12-28	.429	57-81	.704	61	64	125	4.0	52	0	20	41	19	18	257	8.3
13	MASONIUS, Faith	31-14	720:13	23.2	79-158	.500	2-6	.333	30-38	.789	40	76	116	3.7	69	3	77	70	8	26	190	6.1
2	NELSON, Riley	16-0	225:12	14.1	31-70	.443	3-16	.188	16-21	.762	8	12	20	1.3	14	0	13	11	2	5	81	5.1
34	FISHER, Emily	31-0	401:08	12.9	27-65	.415	0-9	.000	29-49	.592	32	58	90	2.9	40	0	17	22	8	13	83	2.7
20	DOUMBOUYA, Hawa	13-0	45:44	3.5	11-19	.579	0-0	.000	5-12	.417	8	11	19	1.5	10	0	6	9	3	1	27	2.1
33	BOSTOCK, Summer	10-0	46:16	4.6	4-11	.364	0-1	.000	9-10	.900	4	11	15	1.5	2	0	3	3	0	1	17	1.7
21	CHARDON, Emma	8-0	54:09	6.8	5-6	.833	0-0	.000	2-2	1.000	1	3	4	0.5	5	0	2	3	0	0	12	1.5
30	SAREEN, Mary	7-0	12:38	1.8	1-4	.250	0-1	.000	0-0	.000	0	0	0	0.0	0	0	2	0	0	0	2	0.3
15	NUAKO, Zen	7-0	10:06	1.4	0-3	.000	0-0	.000	0-0	.000	0	3	3	0.4	0	0	0	0	0	0	0	0
Team											69	65	134					9				
<b>Total</b>		<b>31</b>	<b>6225</b>		<b>872-1983</b>	<b>.440</b>	<b>176-491</b>	<b>.358</b>	<b>497-649</b>	<b>.766</b>	<b>395</b>	<b>823</b>	<b>1218</b>	<b>39.3</b>	<b>533</b>	<b>13</b>	<b>505</b>	<b>474</b>	<b>78</b>	<b>240</b>	<b>2417</b>	<b>78.0</b>
<b>Opponents</b>		<b>31</b>	<b>6225</b>		<b>828-2006</b>	<b>.413</b>	<b>218-726</b>	<b>.300</b>	<b>373-485</b>	<b>.769</b>	<b>375</b>	<b>758</b>	<b>1133</b>	<b>36.5</b>	<b>605</b>	<b>18</b>	<b>503</b>	<b>517</b>	<b>101</b>	<b>227</b>	<b>2247</b>	<b>72.5</b>

Team Statistics

	MD	OPP
<b>Scoring</b>	<b>2417</b>	<b>2247</b>
Points per game	78.0	72.5
Scoring margin	+5.5	-
<b>Field goals-att</b>	<b>872-1983</b>	<b>828-2006</b>
Field goal pct	.440	.413
<b>3 point fg-att</b>	<b>176-491</b>	<b>218-726</b>
3-point FG pct	.358	.300
3-pt FG made per game	5.7	7.0
<b>Free throws-att</b>	<b>497-649</b>	<b>373-485</b>
Free throw pct	.766	.769
F-Throws made per game	16.0	12.0
<b>Rebounds</b>	<b>1218</b>	<b>1133</b>
Rebounds per game	39.3	36.5
Rebounding margin	+2.7	-
<b>Assists</b>	<b>505</b>	<b>503</b>
Assists per game	16.3	16.2
<b>Turnovers</b>	<b>474</b>	<b>517</b>
Turnovers per game	15.3	16.7
Turnover margin	+1.4	-
Assist/turnover ratio	1.1	1.0
<b>Steals</b>	<b>240</b>	<b>227</b>
Steals per game	7.7	7.3
<b>Blocks</b>	<b>78</b>	<b>101</b>
Blocks per game	2.5	3.3
<b>Winning streak</b>	<b>2</b>	<b>-</b>
Home win streak	3	-
<b>Attendance</b>	<b>113181</b>	<b>75397</b>
Home games-Avg/Game	15-7545	11-6854
Neutral site-Avg/Game	-	5-74

Team Results

Date	Opponent		Score	Att.
11/06/2023	Harvard	W	98-75	4891
11/12/2023	at South Carolina	L	76-114	16007
11/16/2023	at UConn	L	48-80	10299
11/19/2023	Syracuse	W	83-81	7090
11/23/2023	vs Washington St.	L	67-87	150
11/24/2023	vs Green Bay	W	68-59	111
11/25/2023	vs Massachusetts	W	92-63	107
11/29/2023	Niagara	W	114-44	5064
12/03/2023	George Mason	W	86-77	5901
12/10/2023	Northwestern	W	71-58	5127
12/12/2023	Towson	W	99-51	14994
12/20/2023	James Madison	W	78-55	5032
12/31/2023	at Nebraska	L	81-87	8795
01/03/2024	at Minnesota	W	72-64	3587
01/09/2024	at Michigan St.	L	69-74	2886
01/14/2024	Purdue	W	88-66	7231
01/17/2024	Ohio St.	L	76-84	5112
01/20/2024	Illinois	W	90-82	6409
01/24/2024	at Michigan	Lot	77-79	2586
01/28/2024	at Penn St.	L	76-112	3532
01/31/2024	Indiana	L	73-87	7137
02/03/2024	Iowa	L	85-93	17950
02/06/2024	at Rutgers	W	67-59	1328
02/11/2024	at Illinois	W	69-53	3185
02/18/2024	Penn St.	W	77-62	9443
02/21/2024	Rutgers	W	81-62	5192
02/25/2024	at Ohio St.	L	66-79	10790
02/29/2024	Wisconsin	W	79-63	6608
03/03/2024	at Indiana	L	54-71	12402
03/07/2024	vs Illinois	W	75-65	0
03/08/2024	vs Ohio St.	W	82-61	0



2023-24 Maryland Women's Basketball  
 Combined Team Statistics  
 03/07/2024 - 03/10/2024

Game Records

Record	Overall	Home	Away	Neutral
ALL GAMES	2-0	0-0	0-0	2-0
CONFERENCE	0-0	0-0	0-0	0-0
NON-CONFERENCE	2-0	0-0	0-0	2-0

Score by Periods

Team	1st	2nd	3rd	4th	OT	TOT
Maryland	22	51	47	37	0	157
Opponents	41	26	35	24	0	126

Team Box Score

No.	Player	Total			3-Point		F-Throw		Rebounds				PF DQ A TO BLK STL PTS AVG									
		GP-GS	MIN	AVG	FG-FGA	FG%	3FG-3FGA	3FG%	FT-FTA	FT%	OFF	DEF	TOT	AVG	Pf	DQ	A	TO	BLK	STL	PTS	AVG
0	SELLERS, Shyanne	2-2	65:53	32.9	13-24	.542	0-1	.000	10-14	.714	2	7	9	4.5	8	1	15	9	3	2	36	18.0
11	BROWN-TURNER, Jakia	2-2	70:59	35.5	12-29	.414	2-4	.500	7-8	.875	4	13	17	8.5	5	0	4	5	2	0	33	16.5
5	ALEXANDER, Brinae	2-2	75:28	37.7	11-25	.440	8-18	.444	1-2	.500	0	9	9	4.5	4	0	4	2	0	2	31	15.5
13	MASONIUS, Faith	2-2	58:10	29.1	9-15	.600	0-0	.000	2-3	.667	7	7	14	7.0	3	0	4	2	2	1	20	10.0
24	MCDANIEL, Bri	2-2	59:35	29.8	8-24	.333	0-2	.000	4-8	.500	3	11	14	7.0	7	0	3	6	0	4	20	10.0
14	KUBEK, Allie	2-0	54:20	27.2	5-16	.313	2-4	.500	5-6	.833	8	5	13	6.5	2	0	1	1	3	1	17	8.5
34	FISHER, Emily	2-0	15:35	7.8	0-4	.000	0-2	.000	0-0	.000	1	3	4	2.0	2	0	1	2	1	0	0	0.0
Team											12	6	18					3				
<b>Total</b>		<b>2</b>	<b>400</b>		<b>58-137</b>	<b>.423</b>	<b>12-31</b>	<b>.387</b>	<b>29-41</b>	<b>.707</b>	<b>37</b>	<b>61</b>	<b>98</b>	<b>49.0</b>	<b>31</b>	<b>1</b>	<b>32</b>	<b>30</b>	<b>11</b>	<b>10</b>	<b>157</b>	<b>78.5</b>
<b>Opponents</b>		<b>2</b>	<b>400</b>		<b>50-131</b>	<b>.382</b>	<b>9-37</b>	<b>.243</b>	<b>17-24</b>	<b>.708</b>	<b>23</b>	<b>46</b>	<b>69</b>	<b>34.5</b>	<b>39</b>	<b>1</b>	<b>31</b>	<b>29</b>	<b>7</b>	<b>12</b>	<b>126</b>	<b>63.0</b>

Team Statistics

	MD	OPP
<b>Scoring</b>	<b>157</b>	<b>126</b>
Points per game	78.5	63.0
Scoring margin	+15.5	-
<b>Field goals-att</b>	<b>58-137</b>	<b>50-131</b>
Field goal pct	.423	.382
<b>3 point fg-att</b>	<b>12-31</b>	<b>9-37</b>
3-point FG pct	.387	.243
3-pt FG made per game	6.0	4.5
<b>Free throws-att</b>	<b>29-41</b>	<b>17-24</b>
Free throw pct	.707	.708
F-Throws made per game	14.5	8.5
<b>Rebounds</b>	<b>98</b>	<b>69</b>
Rebounds per game	49.0	34.5
Rebounding margin	+14.5	-
<b>Assists</b>	<b>32</b>	<b>31</b>
Assists per game	16.0	15.5
<b>Turnovers</b>	<b>30</b>	<b>29</b>
Turnovers per game	15.0	14.5
Turnover margin	-0.5	-
Assist/turnover ratio	1.1	1.1
<b>Steals</b>	<b>10</b>	<b>12</b>
Steals per game	5.0	6.0
<b>Blocks</b>	<b>11</b>	<b>7</b>
Blocks per game	5.5	3.5
<b>Winning streak</b>	<b>2</b>	<b>-</b>
Home win streak	0	-
<b>Attendance</b>	<b>0</b>	<b>0</b>
Home games-Avg/Game	0-0	0-0
Neutral site-Avg/Game	-	2-0

Team Results

Date	Opponent		Score	Att.
03/07/2024	vs Illinois	W	75-65	0
03/08/2024	vs Ohio St.	W	82-61	0



2023-24 Maryland Women's Basketball  
Combined Team Statistics  
In Conference games

Game Records

Record	Overall	Home	Away	Neutral
ALL GAMES	9-9	6-3	3-6	0-0
CONFERENCE	9-9	6-3	3-6	0-0
NON-CONFERENCE	0-0	0-0	0-0	0-0

Score by Periods

Team	1st	2nd	3rd	4th	OT	TOT
Maryland	314	328	352	347	10	1351
Opponents	307	305	343	368	12	1335

Team Box Score

No.	Player				Total		3-Point		F-Throw		Rebounds											
		GP-GS	MIN	AVG	FG-FGA	FG%	3FG-3FGA	3FG%	FT-FTA	FT%	OFF	DEF	TOT	AVG	PF	DQ	A	TO	BLK	STL	PTS	AVG
11	BROWN-TURNER, Jakia	18-18	589:44	32.8	113-226	.500	18-41	.439	39-53	.736	42	90	132	7.3	42	2	34	32	5	19	283	15.7
24	MCDANIEL, Bri	18-17	507:08	28.2	84-203	.414	18-43	.419	61-77	.792	21	49	70	3.9	52	3	59	48	1	29	247	13.7
0	SELLERS, Shyanne	17-17	556:26	32.7	74-183	.404	7-32	.219	73-86	.849	23	73	96	5.6	50	2	94	59	9	19	228	13.4
3	BRIGGS, Lavender	14-3	410:30	29.3	59-134	.440	12-29	.414	10-14	.714	18	51	69	4.9	33	0	18	21	4	11	140	10.0
5	ALEXANDER, Brinae	18-18	462:34	25.7	50-140	.357	39-111	.351	5-7	.714	4	32	36	2.0	33	1	15	18	2	20	144	8.0
14	KUBEK, Allie	18-10	357:32	19.9	48-97	.495	6-13	.462	33-47	.702	31	27	58	3.2	33	0	15	24	11	10	135	7.5
13	MASONIUS, Faith	18-7	427:35	23.8	38-78	.487	0-1	.000	20-24	.833	22	41	63	3.5	42	3	42	41	4	19	96	5.3
2	NELSON, Riley	5-0	49:09	9.8	6-10	.600	1-3	.333	7-10	.700	0	1	1	0.2	5	0	2	0	0	2	20	4.0
34	FISHER, Emily	18-0	232:40	12.9	17-36	.472	0-4	.000	14-23	.609	16	28	44	2.4	23	0	8	11	2	7	48	2.7
20	DOUMBOUYA, Hawa	7-0	16:12	2.3	2-5	.400	0-0	.000	2-4	.500	0	4	4	0.6	6	0	1	5	0	0	6	0.9
33	BOSTOCK, Summer	5-0	10:29	2.1	1-1	1.000	0-0	.000	2-2	1.000	0	2	2	0.4	0	0	0	0	0	0	4	0.8
15	NUAKO, Zen	3-0	01:39	0.6	0-1	.000	0-0	.000	0-0	.000	0	0	0	0.0	0	0	0	0	0	0	0	0.0
30	SAREEN, Mary	3-0	03:22	1.1	0-0	.000	0-0	.000	0-0	.000	0	0	0	0.0	0	0	0	0	0	0	0	0.0
Team											29	35	64					5				
<b>Total</b>		<b>18</b>	<b>3625</b>		<b>492-1114</b>	<b>.442</b>	<b>101-277</b>	<b>.365</b>	<b>266-347</b>	<b>.767</b>	<b>206</b>	<b>433</b>	<b>639</b>	<b>35.5</b>	<b>319</b>	<b>11</b>	<b>288</b>	<b>264</b>	<b>38</b>	<b>136</b>	<b>1351</b>	<b>75.1</b>
<b>Opponents</b>		<b>18</b>	<b>3625</b>		<b>481-1113</b>	<b>.432</b>	<b>131-412</b>	<b>.318</b>	<b>242-304</b>	<b>.796</b>	<b>208</b>	<b>441</b>	<b>649</b>	<b>36.1</b>	<b>335</b>	<b>9</b>	<b>300</b>	<b>296</b>	<b>51</b>	<b>124</b>	<b>1335</b>	<b>74.2</b>

Team Statistics

	MD	OPP
<b>Scoring</b>	<b>1351</b>	<b>1335</b>
Points per game	75.1	74.2
Scoring margin	+0.9	-
<b>Field goals-att</b>	<b>492-1114</b>	<b>481-1113</b>
Field goal pct	.442	.432
<b>3 point fg-att</b>	<b>101-277</b>	<b>131-412</b>
3-point FG pct	.365	.318
3-pt FG made per game	5.6	7.3
<b>Free throws-att</b>	<b>266-347</b>	<b>242-304</b>
Free throw pct	.767	.796
F-Throws made per game	14.8	13.4
<b>Rebounds</b>	<b>639</b>	<b>649</b>
Rebounds per game	35.5	36.1
Rebounding margin	-0.6	-
<b>Assists</b>	<b>288</b>	<b>300</b>
Assists per game	16.0	16.7
<b>Turnovers</b>	<b>264</b>	<b>296</b>
Turnovers per game	14.7	16.4
Turnover margin	+1.8	-
Assist/turnover ratio	1.1	1.0
<b>Steals</b>	<b>136</b>	<b>124</b>
Steals per game	7.6	6.9
<b>Blocks</b>	<b>38</b>	<b>51</b>
Blocks per game	2.1	2.8
<b>Winning streak</b>	<b>0</b>	<b>-</b>
Home win streak	3	-
<b>Attendance</b>	<b>70209</b>	<b>49091</b>
Home games-Avg/Game	9-7801	9-5455
Neutral site-Avg/Game	-	0-0

Team Results

Date	Opponent	Score	Att.
12/10/2023	Northwestern	W 71-58	5127
12/31/2023	at Nebraska	L 81-87	8795
01/03/2024	at Minnesota	W 72-64	3587
01/09/2024	at Michigan St.	L 69-74	2886
01/14/2024	Purdue	W 88-66	7231
01/17/2024	Ohio St.	L 76-84	5112
01/20/2024	Illinois	W 90-82	6409
01/24/2024	at Michigan	Lot 77-79	2586
01/28/2024	at Penn St.	L 76-112	3532
01/31/2024	Indiana	L 73-87	7137
02/03/2024	Iowa	L 85-93	17950
02/06/2024	at Rutgers	W 67-59	1328
02/11/2024	at Illinois	W 69-53	3185
02/18/2024	Penn St.	W 77-62	9443
02/21/2024	Rutgers	W 81-62	5192
02/25/2024	at Ohio St.	L 66-79	10790
02/29/2024	Wisconsin	W 79-63	6608
03/03/2024	at Indiana	L 54-71	12402





2023-24 Maryland Women's Basketball  
Team Game-by-Game  
All games

Opponent	Date	Score	Total		3-Pointers		Free throws		Rebounds				PF	A	TO	BLK	STL	PTS	AVG
			FG-FGA	PCT	3FG-3FGA	PCT	FT-FTA	PCT	OFF	DEF	TOT	AVG							
Harvard	11/06/2023	98-75 W	37-67	.552	9-19	.474	15-20	.750	15	32	47	47.0	16	23	18	4	10	98	98.0
at South Carolina	11/12/2023	76-114 L	29-71	.408	10-22	.455	8-12	.667	11	22	33	40.0	22	15	15	1	4	76	87.0
at UConn	11/16/2023	48-80 L	15-58	.259	6-23	.261	12-17	.706	16	20	36	38.7	21	9	27	1	4	48	74.0
Syracuse	11/19/2023	83-81 W	29-71	.408	3-14	.214	22-26	.846	17	24	41	39.3	18	15	13	0	11	83	76.3
vs Washington St.	11/23/2023	67-87 L	23-76	.303	5-16	.313	16-22	.727	20	21	41	39.6	12	12	11	2	8	67	74.4
vs Green Bay	11/24/2023	68-59 W	21-63	.333	1-11	.091	25-29	.862	16	41	57	42.5	18	11	13	2	3	68	73.3
vs Massachusetts	11/25/2023	92-63 W	31-61	.508	4-16	.250	26-33	.788	14	26	40	42.1	22	19	22	1	19	92	76.0
Niagara	11/29/2023	114-44 W	45-67	.672	10-17	.588	14-18	.778	9	36	45	42.5	8	30	17	4	16	114	80.8
George Mason	12/03/2023	86-77 W	27-65	.415	4-15	.267	28-40	.700	16	28	44	42.7	16	13	17	3	5	86	81.3
Northwestern	12/10/2023	71-58 W	26-66	.394	3-11	.273	16-23	.696	19	25	44	42.8	10	18	11	3	10	71	80.3
Towson	12/12/2023	99-51 W	38-66	.576	6-16	.375	17-20	.850	11	42	53	43.7	12	24	14	6	6	99	82.0
James Madison	12/20/2023	78-55 W	27-67	.403	5-14	.357	19-24	.792	7	37	44	43.8	18	14	13	5	8	78	81.7
at Nebraska	12/31/2023	81-87 L	32-64	.500	7-23	.304	10-16	.625	8	22	30	42.7	26	18	14	6	6	81	81.6
at Minnesota	01/03/2024	72-64 W	28-62	.452	8-18	.444	8-10	.800	6	24	30	41.8	11	22	11	1	9	72	80.9
at Michigan St.	01/09/2024	69-74 L	22-55	.400	3-13	.231	22-23	.957	4	28	32	41.1	23	8	15	3	7	69	80.1
Purdue	01/14/2024	88-66 W	32-58	.552	8-19	.421	16-18	.889	9	26	35	40.8	14	20	17	1	9	88	80.6
Ohio St.	01/17/2024	76-84 L	28-67	.418	4-15	.267	16-19	.842	17	22	39	40.6	23	15	15	0	9	76	80.4
Illinois	01/20/2024	90-82 W	35-66	.530	8-13	.615	12-13	.923	12	22	34	40.3	15	23	13	1	4	90	80.9
at Michigan	01/24/2024	77-79 Lot	29-56	.518	7-16	.438	12-17	.706	7	22	29	39.7	25	16	21	4	10	77	80.7
at Penn St.	01/28/2024	76-112 L	28-64	.438	6-15	.400	14-19	.737	12	17	29	39.2	18	16	15	2	7	76	80.5
Indiana	01/31/2024	73-87 L	26-56	.464	3-8	.375	18-22	.818	9	15	24	38.4	23	11	12	3	5	73	80.1
Iowa	02/03/2024	85-93 L	31-67	.463	8-25	.320	15-20	.750	7	25	32	38.1	14	18	10	2	8	85	80.3
at Rutgers	02/06/2024	67-59 W	22-68	.324	4-13	.308	19-28	.679	25	23	48	38.6	19	13	16	1	12	67	79.7
at Illinois	02/11/2024	69-53 W	27-60	.450	3-9	.333	12-17	.706	12	35	47	38.9	12	11	19	2	8	69	79.3
Penn St.	02/18/2024	77-62 W	28-58	.483	6-14	.429	15-19	.789	8	25	33	38.7	17	20	19	3	11	77	79.2
Rutgers	02/21/2024	81-62 W	30-66	.455	7-21	.333	14-21	.667	14	30	44	38.9	19	18	13	3	3	81	79.3
at Ohio St.	02/25/2024	66-79 L	24-58	.414	6-13	.462	12-16	.750	10	24	34	38.7	18	14	15	0	4	66	78.8
Wisconsin	02/29/2024	79-63 W	25-56	.446	7-15	.467	22-27	.815	11	22	33	38.5	14	17	15	2	9	79	78.8
at Indiana	03/03/2024	54-71 L	19-67	.284	3-16	.188	13-19	.684	16	26	42	38.6	18	10	13	1	5	54	77.9
vs Illinois	03/07/2024	75-65 W	27-64	.422	6-12	.500	15-24	.625	16	27	43	38.8	15	14	15	5	6	75	77.8
vs Ohio St.	03/08/2024	82-61 W	31-73	.425	6-19	.316	14-17	.824	21	34	55	39.3	16	18	15	6	4	82	78.0
<b>Total</b>		<b>2417</b>	<b>872-1983</b>	<b>.440</b>	<b>176-491</b>	<b>.358</b>	<b>497-649</b>	<b>.766</b>	<b>395</b>	<b>823</b>	<b>1218</b>	<b>39.3</b>	<b>533</b>	<b>505</b>	<b>474</b>	<b>78</b>	<b>240</b>	<b>2417</b>	<b>78.0</b>
Opponents		2247	828-2006	.413	218-726	.300	373-485	.769	375	758	1133	36.5	605	503	517	101	227	2247	72.5

Maryland Averages

Games Played	Points/game	FG Pct	3FG Pct	FT Pct	Rebounds/game	Assists/game	Turnovers/game	Assist/Turnover ratio	Steals/game	Blocks/game
31	78.0	44.0	35.8	76.6	39.3	16.3	15.3	1.1	7.7	2.5



2023-24 Maryland Women's Basketball  
Opponents Game-by-Game  
All games

Opponent	Date	Score		Total		3-Pointers		Free throws		Rebounds				PF	A	TO	BLK	STL	PTS	AVG
				FG-FGA	PCT	3FG-3FGA	PCT	FT-FTA	PCT	OFF	DEF	TOT	AVG							
Harvard	11/06/2023	98-75	W	30-87	.345	8-36	.222	7-7	1.000	25	15	40	40.0	19	12	14	3	10	75	75.0
at South Carolina	11/12/2023	76-114	L	43-83	.518	12-24	.500	16-25	.640	19	34	53	46.5	20	30	10	11	9	114	94.5
at UConn	11/16/2023	48-80	L	32-61	.525	6-19	.316	10-12	.833	9	26	35	42.7	14	18	17	9	16	80	89.7
Syracuse	11/19/2023	83-81	W	29-66	.439	8-28	.286	15-19	.789	13	26	39	41.8	22	13	18	5	7	81	87.5
vs Washington St.	11/23/2023	67-87	L	36-59	.610	9-19	.474	6-8	.750	3	35	38	41.0	17	29	17	8	7	87	87.4
vs Green Bay	11/24/2023	68-59	W	22-70	.314	4-28	.143	11-12	.917	6	27	33	39.7	23	18	6	3	5	59	82.7
vs Massachusetts	11/25/2023	92-63	W	22-58	.379	6-22	.273	13-20	.650	12	18	30	38.3	25	12	28	0	7	63	79.9
Niagara	11/29/2023	114-44	W	19-70	.271	4-24	.167	2-6	.333	16	14	30	37.3	18	8	27	0	10	44	75.4
George Mason	12/03/2023	86-77	W	27-68	.397	8-21	.381	15-23	.652	15	26	41	37.7	32	11	20	1	8	77	75.6
Northwestern	12/10/2023	71-58	W	23-64	.359	5-18	.278	7-7	1.000	14	21	35	37.4	22	15	19	4	4	58	73.8
Towson	12/12/2023	99-51	W	17-66	.258	5-25	.200	12-13	.923	7	19	26	36.4	20	8	14	0	4	51	71.7
James Madison	12/20/2023	78-55	W	20-74	.270	8-31	.258	7-12	.583	19	31	50	37.5	21	13	21	3	8	55	70.3
at Nebraska	12/31/2023	81-87	L	27-69	.391	10-32	.313	23-26	.885	20	28	48	38.3	17	22	16	3	7	87	71.6
at Minnesota	01/03/2024	72-64	W	24-65	.369	7-28	.250	9-11	.818	18	28	46	38.9	13	16	20	3	8	64	71.1
at Michigan St.	01/09/2024	69-74	L	24-57	.421	7-26	.269	19-24	.792	4	28	32	38.4	21	17	11	3	1	74	71.3
Purdue	01/14/2024	88-66	W	27-64	.422	7-19	.368	5-7	.714	9	19	28	37.8	13	18	19	2	8	66	70.9
Ohio St.	01/17/2024	76-84	L	30-65	.462	4-26	.154	20-30	.667	19	23	42	38.0	18	17	16	5	5	84	71.7
Illinois	01/20/2024	90-82	W	30-61	.492	6-17	.353	16-16	1.000	8	19	27	37.4	15	16	14	2	7	82	72.3
at Michigan	01/24/2024	77-79	Lot	28-65	.431	10-22	.455	13-19	.684	16	20	36	37.3	21	16	21	0	5	79	72.6
at Penn St.	01/28/2024	76-112	L	40-65	.615	16-26	.615	16-18	.889	8	24	32	37.1	22	25	13	4	10	112	74.6
Indiana	01/31/2024	73-87	L	28-57	.491	9-26	.346	22-28	.786	11	22	33	36.9	21	19	13	1	6	87	75.2
Iowa	02/03/2024	85-93	L	36-78	.462	12-33	.364	9-10	.900	17	31	48	37.4	15	25	14	2	4	93	76.0
at Rutgers	02/06/2024	67-59	W	22-53	.415	5-15	.333	10-18	.556	12	25	37	37.3	23	14	22	5	9	59	75.3
at Illinois	02/11/2024	69-53	W	21-66	.318	3-13	.231	8-9	.889	10	23	33	37.2	19	9	14	2	10	53	74.3
Penn St.	02/18/2024	77-62	W	23-56	.411	6-24	.250	10-16	.625	10	21	31	36.9	20	13	26	1	11	62	73.8
Rutgers	02/21/2024	81-62	W	23-64	.359	2-17	.118	14-18	.778	12	26	38	37.0	21	14	15	3	5	62	73.4
at Ohio St.	02/25/2024	66-79	L	28-56	.500	9-26	.346	14-16	.875	5	27	32	36.8	14	16	9	3	10	79	73.6
Wisconsin	02/29/2024	79-63	W	24-56	.429	5-20	.250	10-11	.909	10	22	32	36.6	22	14	20	3	8	63	73.2
at Indiana	03/03/2024	54-71	L	23-52	.442	8-24	.333	17-20	.850	5	34	39	36.7	18	14	14	5	6	71	73.1
vs Illinois	03/07/2024	75-65	W	27-67	.403	3-15	.200	8-10	.800	13	25	38	36.7	22	14	16	2	4	65	72.9
vs Ohio St.	03/08/2024	82-61	W	23-64	.359	6-22	.273	9-14	.643	10	21	31	36.5	17	17	13	5	8	61	72.5
<b>Total</b>		<b>2247</b>		<b>828-2006</b>	<b>.413</b>	<b>218-726</b>	<b>.300</b>	<b>373-485</b>	<b>.769</b>	<b>375</b>	<b>758</b>	<b>1133</b>	<b>36.5</b>	<b>605</b>	<b>503</b>	<b>517</b>	<b>101</b>	<b>227</b>	<b>2247</b>	<b>72.5</b>
Maryland		2417		872-1983	.440	176-491	.358	497-649	.766	395	823	1218	39.3	533	505	474	78	240	2417	78.0

Opponents Averages

Games Played	Points/game	FG Pct	3FG Pct	FT Pct	Rebounds/game	Assists/game	Turnovers/game	Assist/Turnover ratio	Steals/game	Blocks/game
31	72.5	41.3	30.0	76.9	36.5	16.2	16.7	1.0	7.3	3.3

# 2023-24 STATISTICS



2023-24 Maryland Women's Basketball  
Player Highs Analysis  
All games

Page 1/4  
as of Mar 08, 2024

### Maryland - Individual Game Highs

POINTS	38	Caitlin Clark vs Iowa (02/03/2024)
	25	Peyton McDaniel vs James Madison (12/20/2023)
	24	Makenna Marisa at Penn St. (01/28/2024)
	24	Paige Bueckers at UConn (11/16/2023)
	23	Mackenzie Holmes vs Indiana (01/31/2024)
FIELD GOALS MADE	13	Caitlin Clark vs Iowa (02/03/2024)
	10	Makenna Marisa at Penn St. (01/28/2024)
	10	Peyton McDaniel vs James Madison (12/20/2023)
	10	Paige Bueckers at UConn (11/16/2023)
FIELD GOAL ATTEMPTS	29	Caitlin Clark vs Iowa (02/03/2024)
	28	Harrison Turner vs Harvard (11/06/2023)
FIELD GOAL PERCENTAGE (min 5 made)	1.000 (6-6)	Beyonce Bea vs Washington St. (N) (11/23/2023)
	1.000 (5-5)	Mackenzie Holmes at Indiana (03/03/2024)
3 PT FG MADE	7	Caitlin Clark vs Iowa (02/03/2024)
	5	Mara Braun at Minnesota (01/03/2024)
	5	Peyton McDaniel vs James Madison (12/20/2023)
3 PT FG ATTEMPTS	17	Caitlin Clark vs Iowa (02/03/2024)
	15	Peyton McDaniel vs James Madison (12/20/2023)
3 PT FG PERCENTAGE (min 2 made)	1.000 (2-2)	Leliani Kapinus at Penn St. (01/28/2024)
	1.000 (2-2)	Jayla Oden at Penn St. (01/28/2024)
	1.000 (2-2)	Lauren Hansen at Michigan (01/24/2024)
	1.000 (2-2)	Alaina Rice vs Syracuse (11/19/2023)
FREE THROWS MADE	8	Chloe Moore-McNeil at Indiana (03/03/2024)
	8	Destiny Adams at Rutgers (02/06/2024)
	8	Sara Scalia vs Indiana (01/31/2024)
	8	Genesis Bryant vs Illinois (01/20/2024)
FREE THROW ATTEMPTS	13	Destiny Adams at Rutgers (02/06/2024)
	11	Cotie McMahon vs Ohio St. (N) (03/08/2024)
FREE THROW PERCENTAGE (min 3 made)	1.000 (8-8)	Chloe Moore-McNeil at Indiana (03/03/2024)
	1.000 (8-8)	Genesis Bryant vs Illinois (01/20/2024)
	1.000 (7-7)	Natalie Potts at Nebraska (12/31/2023)
	1.000 (5-5)	Caitlin Clark vs Iowa (02/03/2024)
	1.000 (5-5)	Georgia Woolley vs Syracuse (11/19/2023)
	1.000 (4-4)	Cotie McMahon vs Ohio St. (02/25/2024)
	1.000 (4-4)	Makenna Marisa at Penn St. (02/18/2024)
	1.000 (4-4)	Camille Hobby at Illinois (02/11/2024)
	1.000 (4-4)	Ashley Owusu at Penn St. (01/28/2024)
	1.000 (4-4)	Chanaya Pinto at Penn St. (01/28/2024)
	1.000 (4-4)	Makira Cook vs Illinois (01/20/2024)
	1.000 (4-4)	Jacy Sheldon vs Ohio St. (01/17/2024)
	1.000 (4-4)	Moira Joiner at Michigan St. (01/09/2024)
	1.000 (4-4)	Jaz Shelley at Nebraska (12/31/2023)
	1.000 (4-4)	Carole Miller vs James Madison (12/20/2023)
	1.000 (4-4)	Lilly Ferguson vs Massachusetts (N) (11/25/2023)
	1.000 (4-4)	Callie Genke vs Green Bay (N) (11/24/2023)
	1.000 (4-4)	Abigail Wright vs Harvard (11/06/2023)
	1.000 (3-3)	Taylor Thierry vs Ohio St. (N) (03/08/2024)
	1.000 (3-3)	Sara Scalia at Indiana (03/03/2024)
REBOUNDS	15	Charlisse Leger-Walker vs Washington St. (N) (11/23/2023)
	14	Zahirah Walton vs George Mason (12/03/2023)
ASSISTS	13	Charlisse Leger-Walker vs Washington St. (N) (11/23/2023)
	12	Caitlin Clark vs Iowa (02/03/2024)
STEALS	6	Paige Bueckers at UConn (11/16/2023)
	5	Celeste Taylor vs Ohio St. (N) (03/08/2024)
	5	KK Arnold at UConn (11/16/2023)



2023-24 Maryland Women's Basketball  
Player Highs Analysis  
All games

Page 3/4  
as of Mar 08, 2024

### Opponent - Individual Game Highs

POINTS	38	Caitlin Clark vs Iowa (02/03/2024)
	25	Peyton McDaniel vs James Madison (12/20/2023)
	24	Makenna Marisa at Penn St. (01/28/2024)
	24	Paige Bueckers at UConn (11/16/2023)
	23	Mackenzie Holmes vs Indiana (01/31/2024)
FIELD GOALS MADE	13	Caitlin Clark vs Iowa (02/03/2024)
	10	Makenna Marisa at Penn St. (01/28/2024)
	10	Peyton McDaniel vs James Madison (12/20/2023)
	10	Paige Bueckers at UConn (11/16/2023)
FIELD GOAL ATTEMPTS	29	Caitlin Clark vs Iowa (02/03/2024)
	28	Harrison Turner vs Harvard (11/06/2023)
FIELD GOAL PERCENTAGE (min 5 made)	1.000 (6-6)	Beyonce Bea vs Washington St. (N) (11/23/2023)
	1.000 (5-5)	Mackenzie Holmes at Indiana (03/03/2024)
3 PT FG MADE	7	Caitlin Clark vs Iowa (02/03/2024)
	5	Mara Braun at Minnesota (01/03/2024)
	5	Peyton McDaniel vs James Madison (12/20/2023)
3 PT FG ATTEMPTS	17	Caitlin Clark vs Iowa (02/03/2024)
	15	Peyton McDaniel vs James Madison (12/20/2023)
3 PT FG PERCENTAGE (min 2 made)	1.000 (2-2)	Leliani Kapinus at Penn St. (01/28/2024)
	1.000 (2-2)	Jayla Oden at Penn St. (01/28/2024)
	1.000 (2-2)	Lauren Hansen at Michigan (01/24/2024)
	1.000 (2-2)	Alaina Rice vs Syracuse (11/19/2023)
FREE THROWS MADE	8	Chloe Moore-McNeil at Indiana (03/03/2024)
	8	Destiny Adams at Rutgers (02/06/2024)
	8	Sara Scalia vs Indiana (01/31/2024)
	8	Genesis Bryant vs Illinois (01/20/2024)
FREE THROW ATTEMPTS	13	Destiny Adams at Rutgers (02/06/2024)
	11	Cotie McMahon vs Ohio St. (N) (03/08/2024)
FREE THROW PERCENTAGE (min 3 made)	1.000 (8-8)	Chloe Moore-McNeil at Indiana (03/03/2024)
	1.000 (8-8)	Genesis Bryant vs Illinois (01/20/2024)
	1.000 (7-7)	Natalie Potts at Nebraska (12/31/2023)
	1.000 (5-5)	Caitlin Clark vs Iowa (02/03/2024)
	1.000 (5-5)	Georgia Woolley vs Syracuse (11/19/2023)
	1.000 (4-4)	Cotie McMahon vs Ohio St. (02/25/2024)
	1.000 (4-4)	Makenna Marisa at Penn St. (02/18/2024)
	1.000 (4-4)	Camille Hobby at Illinois (02/11/2024)
	1.000 (4-4)	Ashley Owusu at Penn St. (01/28/2024)
	1.000 (4-4)	Chanaya Pinto at Penn St. (01/28/2024)
	1.000 (4-4)	Makira Cook vs Illinois (01/20/2024)
	1.000 (4-4)	Jacy Sheldon vs Ohio St. (01/17/2024)
	1.000 (4-4)	Moira Joiner at Michigan St. (01/09/2024)
	1.000 (4-4)	Jaz Shelley at Nebraska (12/31/2023)
	1.000 (4-4)	Carole Miller vs James Madison (12/20/2023)
	1.000 (4-4)	Lilly Ferguson vs Massachusetts (N) (11/25/2023)
	1.000 (4-4)	Callie Genke vs Green Bay (N) (11/24/2023)
	1.000 (4-4)	Abigail Wright vs Harvard (11/06/2023)
	1.000 (3-3)	Taylor Thierry vs Ohio St. (N) (03/08/2024)
	1.000 (3-3)	Sara Scalia at Indiana (03/03/2024)
REBOUNDS	15	Charlisse Leger-Walker vs Washington St. (N) (11/23/2023)
	14	Zahirah Walton vs George Mason (12/03/2023)
ASSISTS	13	Charlisse Leger-Walker vs Washington St. (N) (11/23/2023)
	12	Caitlin Clark vs Iowa (02/03/2024)
STEALS	6	Paige Bueckers at UConn (11/16/2023)
	5	Celeste Taylor vs Ohio St. (N) (03/08/2024)
	5	KK Arnold at UConn (11/16/2023)



2023-24 Maryland Women's Basketball  
Player Highs Analysis  
All games

Page 2/4  
as of Mar 08, 2024

### Maryland - Individual Game Highs

REBOUNDS	13	Jakia Brown-Turner at Indiana (03/03/2024)
	13 <td>Shyanne Sellers vs George Mason (12/03/2023)</td>	Shyanne Sellers vs George Mason (12/03/2023)
	13 <td>Jakia Brown-Turner vs Green Bay (N) (11/24/2023)</td>	Jakia Brown-Turner vs Green Bay (N) (11/24/2023)
ASSISTS	11 <td>Shyanne Sellers vs Niagara (11/29/2023)</td>	Shyanne Sellers vs Niagara (11/29/2023)
	10 <td>Shyanne Sellers vs Northwestern (12/10/2023)</td>	Shyanne Sellers vs Northwestern (12/10/2023)
STEALS	6	Brinae Alexander vs Massachusetts (N) (11/25/2023)
	5	Shyanne Sellers vs Northwestern (12/10/2023)
	5	Bri McDaniel vs Niagara (11/29/2023)
	5	Brinae Alexander vs Niagara (11/29/2023)
	5	Shyanne Sellers vs Syracuse (11/19/2023)
BLOCKED SHOTS	3	Shyanne Sellers at Nebraska (12/31/2023)
	2	Faith Masonius vs Ohio St. (N) (03/08/2024)
	2	Allie Kubek vs Ohio St. (N) (03/08/2024)
	2	Shyanne Sellers vs Illinois (N) (03/07/2024)
	2	Allie Kubek vs Penn St. (02/18/2024)
	2	Allie Kubek vs Indiana (01/31/2024)
	2	Allie Kubek at Michigan (01/24/2024)
	2	Jakia Brown-Turner at Michigan St. (01/09/2024)
	2	Shyanne Sellers vs James Madison (12/20/2023)
	2	Shyanne Sellers vs Northwestern (12/10/2023)
	2	Emily Fisher vs George Mason (12/03/2023)
	2	Hawa Doumbouya vs Niagara (11/29/2023)
	2	Shyanne Sellers vs Washington St. (N) (11/23/2023)
	2	Shyanne Sellers vs Harvard (11/06/2023)
TURNOVERS	9	Shyanne Sellers at Michigan (01/24/2024)
	8	Shyanne Sellers at UConn (11/16/2023)
	5	Shyanne Sellers vs Illinois (N) (02/07/2024)
FOULS	5	Faith Masonius at Indiana (03/03/2024)
	5	Faith Masonius at Rutgers (02/06/2024)
	5	Faith Masonius vs Indiana (01/31/2024)
	5	Shyanne Sellers at Michigan (01/24/2024)
	5	Brinae Alexander at Michigan (01/24/2024)
	5	Jakia Brown-Turner vs Ohio St. (01/17/2024)
	5	Bri McDaniel at Michigan St. (01/09/2024)
	5	Jakia Brown-Turner at Nebraska (12/31/2023)
	5	Bri McDaniel at Nebraska (12/31/2023)
	5	Shyanne Sellers at Nebraska (12/31/2023)
	5	Brinae Alexander vs Green Bay (N) (11/24/2023)



2023-24 Maryland Women's Basketball  
Player Highs Analysis  
All games

Page 4/4  
as of Mar 08, 2024

### Opponent - Individual Game Highs

BLOCKED SHOTS	5	Ashlyn Watkins at South Carolina (11/12/2023)
	4	Bella Murekatete vs Washington St. (N) (11/23/2023)
	4	Aubrey Griffin at UConn (11/16/2023)
TURNOVERS	10	Kristin Williams vs Massachusetts (N) (11/25/2023)
	8	Amaya Battle at Minnesota (01/03/2024)
FOULS	5	Kendall Bostic vs Illinois (N) (03/07/2024)
	5	Yarden Garzon at Indiana (03/03/2024)
	5	Serah Williams vs Wisconsin (02/29/2024)
	5	Kassandra Brown vs Rutgers (02/21/2024)
	5	Destiny Adams vs Rutgers (02/21/2024)
	5	Grechen Dolan at Illinois (02/11/2024)
	5	Kassandra Brown at Rutgers (02/06/2024)
	5	Amaya Battle at Minnesota (01/03/2024)
	5	Calleigh Walsh vs Northwestern (12/10/2023)
	5	Jazmyn Doster vs George Mason (12/03/2023)
	5	Ta'Viyanna Habib vs George Mason (12/03/2023)
	5	Kennedy Harris vs George Mason (12/03/2023)
	5	Lore Porter vs Niagara (11/29/2023)
	5	Stefanie Kulesza vs Massachusetts (N) (11/25/2023)
	5	Dallas Pierce vs Massachusetts (N) (11/25/2023)
	5	Jasmine Kondrakiewicz vs Green Bay (N) (11/24/2023)
	5	Izabel Vrejiljo vs Syracuse (11/19/2023)





Maryland - Game Highs

<b>POINTS</b>	114	Niagara (11/29/2023)
	99	Towson (12/12/2023)
	98	Harvard (11/06/2023)
	92	vs Massachusetts (N) (11/25/2023)
	90	Illinois (01/20/2024)
<b>FIELD GOALS MADE</b>	45	Niagara (11/29/2023)
	38	Towson (12/12/2023)
<b>FIELD GOAL ATTEMPTS</b>	76	vs Washington St. (N) (11/23/2023)
	73	vs Ohio St. (N) (03/08/2024)
<b>FIELD GOAL PERCENTAGE</b>	.672 (45-67)	Niagara (11/29/2023)
	.576 (38-66)	Towson (12/12/2023)
<b>3 PT FG MADE</b>	10	Niagara (11/29/2023)
	10	at South Carolina (11/12/2023)
<b>3 PT FG ATTEMPTS</b>	25	Iowa (02/03/2024)
	23	at Nebraska (12/31/2023)
	23	at UConn (11/16/2023)
<b>3 PT FG PERCENTAGE</b>	.615 (8-13)	Illinois (01/20/2024)
	.588 (10-17)	Niagara (11/29/2023)
<b>FREE THROWS MADE</b>	28	George Mason (12/03/2023)
	26	vs Massachusetts (N) (11/25/2023)
<b>FREE THROW ATTEMPTS</b>	40	George Mason (12/03/2023)
	33	vs Massachusetts (N) (11/25/2023)
<b>FREE THROW PERCENTAGE</b>	.957 (22-23)	at Michigan St. (01/09/2024)
	.923 (12-13)	Illinois (01/20/2024)
<b>REBOUNDS</b>	57	vs Green Bay (N) (11/24/2023)
	55	vs Ohio St. (N) (03/08/2024)
<b>ASSISTS</b>	30	Niagara (11/29/2023)
	24	Towson (12/12/2023)
<b>STEALS</b>	19	vs Massachusetts (N) (11/25/2023)
	16	Niagara (11/29/2023)
<b>BLOCKED SHOTS</b>	6	vs Ohio St. (N) (03/08/2024)
	6	at Nebraska (12/31/2023)
	6	Towson (12/12/2023)
<b>TURNOVERS</b>	27	at UConn (11/16/2023)
	22	vs Massachusetts (N) (11/25/2023)
<b>FOULS</b>	26	at Nebraska (12/31/2023)
	25	at Michigan (01/24/2024)



Opponent - Game Highs

<b>POINTS</b>	114	at South Carolina (11/12/2023)
	112	at Penn St. (01/28/2024)
	93	Iowa (02/03/2024)
	87	Indiana (01/31/2024)
	87	at Nebraska (12/31/2023)
	87	vs Washington St. (N) (11/23/2023)
<b>FIELD GOALS MADE</b>	43	at South Carolina (11/12/2023)
	40	at Penn St. (01/28/2024)
<b>FIELD GOAL ATTEMPTS</b>	87	Harvard (11/06/2023)
	83	at South Carolina (11/12/2023)
<b>FIELD GOAL PERCENTAGE</b>	.615 (40-65)	at Penn St. (01/28/2024)
	.610 (36-59)	vs Washington St. (N) (11/23/2023)
<b>3 PT FG MADE</b>	16	at Penn St. (01/28/2024)
	12	Iowa (02/03/2024)
	12	at South Carolina (11/12/2023)
<b>3 PT FG ATTEMPTS</b>	36	Harvard (11/06/2023)
	33	Iowa (02/03/2024)
<b>3 PT FG PERCENTAGE</b>	.615 (16-26)	at Penn St. (01/28/2024)
	.500 (12-24)	at South Carolina (11/12/2023)
<b>FREE THROWS MADE</b>	23	at Nebraska (12/31/2023)
	22	Indiana (01/31/2024)
<b>FREE THROW ATTEMPTS</b>	30	Ohio St. (01/17/2024)
	28	Indiana (01/31/2024)
<b>FREE THROW PERCENTAGE</b>	1.000 (16-16)	Illinois (01/20/2024)
	1.000 (7-7)	Northwestern (12/10/2023)
	1.000 (7-7)	Harvard (11/06/2023)
<b>REBOUNDS</b>	53	at South Carolina (11/12/2023)
	50	James Madison (12/20/2023)
<b>ASSISTS</b>	30	at South Carolina (11/12/2023)
	29	vs Washington St. (N) (11/23/2023)
<b>STEALS</b>	16	at UConn (11/16/2023)
	11	Penn St. (02/18/2024)
<b>BLOCKED SHOTS</b>	11	at South Carolina (11/12/2023)
	9	at UConn (11/16/2023)
<b>TURNOVERS</b>	28	vs Massachusetts (N) (11/25/2023)
	27	Niagara (11/29/2023)
<b>FOULS</b>	32	George Mason (12/03/2023)
	25	vs Massachusetts (N) (11/25/2023)



Maryland - Game Lows

<b>POINTS</b>	48	at UConn (11/16/2023)
	54	at Indiana (03/03/2024)
	66	at Ohio St. (02/25/2024)
	67	at Rutgers (02/06/2024)
	67	vs Washington St. (N) (11/23/2023)
<b>FIELD GOALS MADE</b>	15	at UConn (11/16/2023)
	19	at Indiana (03/03/2024)
<b>FIELD GOAL ATTEMPTS</b>	55	at Michigan St. (01/09/2024)
	56	Wisconsin (02/29/2024)
	56	Indiana (01/31/2024)
	56	at Michigan (01/24/2024)
<b>FIELD GOAL PERCENTAGE</b>	.259 (15-58)	at UConn (11/16/2023)
	.284 (19-67)	at Indiana (03/03/2024)
<b>3 PT FG MADE</b>	1	vs Green Bay (N) (11/24/2023)
	3	at Indiana (03/03/2024)
	3	at Illinois (02/11/2024)
	3	Indiana (01/31/2024)
	3	at Michigan St. (01/09/2024)
	3	Northwestern (12/10/2023)
	3	Syracuse (11/19/2023)
<b>3 PT FG ATTEMPTS</b>	8	Indiana (01/31/2024)
	9	at Illinois (02/11/2024)
<b>3 PT FG PERCENTAGE</b>	.091 (1-11)	vs Green Bay (N) (11/24/2023)
	.188 (3-16)	at Indiana (03/03/2024)
<b>FREE THROWS MADE</b>	8	at Minnesota (01/03/2024)
	8	at South Carolina (11/12/2023)
<b>FREE THROW ATTEMPTS</b>	10	at Minnesota (01/03/2024)
	12	at South Carolina (11/12/2023)
<b>FREE THROW PERCENTAGE</b>	.625 (15-24)	vs Illinois (N) (03/07/2024)
	.625 (10-16)	at Nebraska (12/31/2023)
<b>REBOUNDS</b>	24	Indiana (01/31/2024)
	29	at Penn St. (01/28/2024)
	29	at Michigan (01/24/2024)
<b>ASSISTS</b>	8	at Michigan St. (01/09/2024)
	9	at UConn (11/16/2023)
<b>STEALS</b>	3	Rutgers (02/21/2024)
	3	vs Green Bay (N) (11/24/2023)
<b>BLOCKED SHOTS</b>	0	at Ohio St. (02/25/2024)
	0	Ohio St. (01/17/2024)
	0	Syracuse (11/19/2023)
<b>TURNOVERS</b>	10	Iowa (02/03/2024)
	11	at Minnesota (01/03/2024)
	11	Northwestern (12/10/2023)
	11	vs Washington St. (N) (11/23/2023)
<b>FOULS</b>	8	Niagara (11/29/2023)
	10	Northwestern (12/10/2023)



Opponent - Game Lows

<b>POINTS</b>	44	Niagara (11/29/2023)
	51	Towson (12/12/2023)
	53	at Illinois (02/11/2024)
	55	James Madison (12/20/2023)
	58	Northwestern (12/10/2023)
<b>FIELD GOALS MADE</b>	17	Towson (12/12/2023)
	19	Niagara (11/29/2023)
<b>FIELD GOAL ATTEMPTS</b>	52	at Indiana (03/03/2024)
	53	at Rutgers (02/06/2024)
<b>FIELD GOAL PERCENTAGE</b>	.258 (17-66)	Towson (12/12/2023)
	.270 (20-74)	James Madison (12/20/2023)
<b>3 PT FG MADE</b>	2	Rutgers (02/21/2024)
	3	vs Illinois (N) (03/07/2024)
	3	at Illinois (02/11/2024)
<b>3 PT FG ATTEMPTS</b>	13	at Illinois (02/11/2024)
	15	vs Illinois (N) (03/07/2024)
	15	at Rutgers (02/06/2024)
<b>3 PT FG PERCENTAGE</b>	.118 (2-17)	Rutgers (02/21/2024)
	.143 (4-28)	vs Green Bay (N) (11/24/2023)
<b>FREE THROWS MADE</b>	2	Niagara (11/29/2023)
	5	Purdue (01/14/2024)
<b>FREE THROW ATTEMPTS</b>	6	Niagara (11/29/2023)
	7	Purdue (01/14/2024)
	7	Northwestern (12/10/2023)
	7	Harvard (11/06/2023)
<b>FREE THROW PERCENTAGE</b>	.333 (2-6)	Niagara (11/29/2023)
	.556 (10-18)	at Rutgers (02/06/2024)
<b>REBOUNDS</b>	26	Towson (12/12/2023)
	27	Illinois (01/20/2024)
<b>ASSISTS</b>	8	Towson (12/12/2023)
	8	Niagara (11/29/2023)
<b>STEALS</b>	1	at Michigan St. (01/09/2024)
	4	vs Illinois (N) (03/07/2024)
	4	Iowa (02/03/2024)
	4	Towson (12/12/2023)
	4	Northwestern (12/10/2023)
<b>BLOCKED SHOTS</b>	0	at Michigan (01/24/2024)
	0	Towson (12/12/2023)
	0	Niagara (11/29/2023)
	0	vs Massachusetts (N) (11/25/2023)
<b>TURNOVERS</b>	6	vs Green Bay (N) (11/24/2023)
	9	at Ohio St. (02/25/2024)
<b>FOULS</b>	13	Purdue (01/14/2024)
	13	at Minnesota (01/03/2024)

## NCAA Statistics

## Maryland - 2023-24 Women's Basketball Ranking Summary thru games 03/04/2024

Statistic	National Rank	Conference Rank	Value	National Leader	Value	Conference Leader	Value
Assist/Turnover Ratio (349 ranked)	60	8	1.07	Green Bay	1.73	Michigan St.	1.63
Assists Per Game (349 ranked)	40	8	16.3	Iowa	21.5	Iowa	21.5
Bench Points Per Game (349 ranked)	83	5	21.1	Murray St.	36.7	Michigan St.	26.3
Blocks Per Game (349 ranked)	270	11	2.3	South Carolina	8.1	Wisconsin	4.5
Field Goal Percentage (349 ranked)	58	7	44.1	Indiana	51.6	Indiana	51.6
Field Goal Percentage Defense (349 ranked)	238	6	41.5	South Carolina	31.4	Wisconsin	40.3
Fouls Per Game (349 ranked)	216	11	17.3	Dartmouth	10.5	Minnesota	14.0
Free Throw Attempts Per Game (349 ranked)	23	1	20.97	LSU	27.00	Maryland	20.97
Free Throw Percentage (349 ranked)	29	4	77.0	Creighton	81.7	Illinois	80.2
Free Throws Made Per Game (349 ranked)	8	1	16.14	LSU	20.03	Maryland	16.14
Rebound Margin (349 ranked)	140	8	1.9	Stanford	14.6	Nebraska	9.0
Rebounds (Defensive) Per Game (349 ranked)	99	4	26.3	South Carolina	32.8	Iowa	30.7
Rebounds (Offensive) Per Game (349 ranked)	111	3	12.3	Ga. Southern	17.7	Nebraska	13.3
Rebounds Per Game (349 ranked)	87	3	38.62	Troy	47.76	Nebraska	41.41
Scoring Defense (349 ranked)	330	13	73.1	UAlbany	51.2	Michigan	63.2
Scoring Margin (349 ranked)	121	9	4.8	South Carolina	32.2	Iowa	20.9
Scoring Offense (349 ranked)	23	6	77.9	Iowa	92.7	Iowa	92.7
Steals Per Game (349 ranked)	146	4	7.9	Niagara	15.1	Ohio St.	10.7
Three Point Attempts Per Game (349 ranked)	276	13	15.9	Marshall	31.6	Iowa	29.1
Three Point Percentage (349 ranked)	31	5	35.7	Indiana	40.5	Indiana	40.5
Three Point Percentage Defense (349 ranked)	154	3	30.3	VCU	23.5	Nebraska	29.3
Three Pointers Per Game (349 ranked)	189	11	5.7	Iowa	11.1	Iowa	11.1
Turnover Margin (349 ranked)	125	6	1.52	West Virginia	8.97	Ohio St.	7.90
Turnovers Forced Per Game (349 ranked)	121	5	16.83	Niagara	27.34	Ohio St.	21.41
Turnovers Per Game (349 ranked)	145	9	15.3	Colorado St.	9.0	Michigan St.	11.7
Winning Percentage (348 ranked)	125	8	58.6	South Carolina	100.0	Iowa	86.7

Statistic	Player	National Rank	Conference Rank	Value	National Leader	Value	Conference Leader	Value
Assist/Turnover Ratio (250 ranked)	Shyanne Sellers	131	8	1.59	Kiara Jackson, UNLV	3.10	DeeDee Hagemann, Michigan St.	2.90
Assists (146 ranked)	Shyanne Sellers	38	6	149	Caitlin Clark, Iowa	260	Caitlin Clark, Iowa	260
Assists Per Game (250 ranked)	Shyanne Sellers	29	5	5.3	Caitlin Clark, Iowa	8.7	Caitlin Clark, Iowa	8.7
Blocks (149 ranked)					Cameron Brink, Stanford	100	Serah Williams, Wisconsin	74
Blocks Per Game (250 ranked)					Cameron Brink, Stanford	3.57	Serah Williams, Wisconsin	2.85
Double Doubles (44 ranked)					Lauren Gustin, BYU	29	Caitlin Clark, Iowa Serah Williams, Wisconsin	18 18
Field Goal Attempts (149 ranked)					Caitlin Clark, Iowa	681	Caitlin Clark, Iowa	681
Field Goal Percentage (250 ranked)	Jakia Brown-Turner	129	13	46.0	Mackenzie Holmes, Indiana	67.0	Mackenzie Holmes, Indiana	67.0
Field Goals (149 ranked)					Caitlin Clark, Iowa	317	Caitlin Clark, Iowa	317
Free Throw Attempts (148 ranked)	Shyanne Sellers	32	3	163	Deja Kelly, North Carolina	220	Caitlin Clark, Iowa	202
Free Throw Percentage (250 ranked)	Shyanne Sellers Bri McDaniel	45 111	7 10	85.3 81.3	Maya McDermott, UNI	95.8	Sara Scalia, Indiana	89.4
Free Throws (144 ranked)	Shyanne Sellers Bri McDaniel	12 117	2 7	139 100	JuJu Watkins, Southern California	182	Caitlin Clark, Iowa	172
Minutes Per Game (150 ranked)					Benthe Versteeg, Sacramento St.	38.35	Makira Cook, Illinois	35.01
Points (198 ranked)	Shyanne Sellers	160	11	428	Caitlin Clark, Iowa	968	Caitlin Clark, Iowa	968
Points Per Game (250 ranked)	Shyanne Sellers	146	9	15.3	Caitlin Clark, Iowa	32.3	Caitlin Clark, Iowa	32.3
Rebounds (150 ranked)					Lauren Gustin, BYU	476	Alexis Markowski, Nebraska	310
Rebounds (Defensive) Per Game (30 ranked)					Lauren Gustin, BYU	10.3	Kendall Bostic, Illinois	8.2
Rebounds (Offensive) Per Game (29 ranked)					Angel Reese, LSU	5.6		
Rebounds Per Game (250 ranked)					Lauren Gustin, BYU	15.4	Serah Williams, Wisconsin	11.3
Steals (139 ranked)					Hannah Hidalgo, Notre Dame	141	Celeste Taylor, Ohio St.	65
Steals Per Game (248 ranked)	Bri McDaniel	240	10	1.66	Hannah Hidalgo, Notre Dame	4.86	Celeste Taylor, Ohio St.	2.24
Three Point Attempts (150 ranked)	Brinae Alexander	84	5	181	Caitlin Clark, Iowa	412	Caitlin Clark, Iowa	412
Three Point Percentage (153 ranked)	Brinae Alexander	58	7	38.1	Te-Hina Paopao, South Carolina	48.6	Yarden Garzon, Indiana	45.5
Three Pointers (145 ranked)	Brinae Alexander	44	5	69	Caitlin Clark, Iowa	162	Caitlin Clark, Iowa	162
Three Pointers Per Game (246 ranked)	Brinae Alexander	50	5	2.38	Caitlin Clark, Iowa	5.40	Caitlin Clark, Iowa	5.40
Triple Doubles (7 ranked)					Caitlin Clark, Iowa	6	Caitlin Clark, Iowa	6



# 2023-24 STATISTICS

## GAME 5: WASHINGTON STATE 87, MARYLAND 67



Official Basketball Box Score - Final  
**Maryland at Washington St.**  
 11/23/23 Hard Rock Hotel Riviera Maya, Puerto Aventuras  
 2023-24 Women's Basketball

Game Time: 11:00 AM  
 Game Duration: 1:46  
 Attendance: 150

Officials: Mark Berger, Josh Howett, Kenya Kirkland

Maryland - 67														
Record: 2-3														
NO. Name	Min	FG M-A	3P M-A	FT M-A	Rebounds OR DR TOT	Fouls PF	TP	AS	TO	ST	Blocks BS BA +/-			
5 Brinae Alexander	F 22:21	1-3	1-3	0-0	0 4 4	3	0	3	0	1	0	0	-6	
14 Allie Kubek	F 25:25	4-6	1-1	2-2	0 4 4	3	1	11	1	0	1	0	-16	
0 Shyanne Sellers	G 25:56	3-10	1-1	2-2	0 3 3	1	4	9	3	2	3	2	0	-19
3 Lavender Briggs	G 32:48	8-17	2-5	0-0	5 2 7	1	1	18	1	1	1	0	-20	
11 Jakia Brown-Turner	G 28:18	2-11	0-2	7-8	3 3 6	0	5	11	3	2	1	0	-11	
13 Faith Masonius	07:40	0-2	0-0	0-0	1 1 2	2	0	0	0	0	0	0	-3	
24 Bri McDaniel	17:11	2-12	0-3	3-6	0 2 2	4	4	7	1	2	0	0	-9	
2 Riley Nelson	22:22	2-12	0-1	2-2	4 1 5	0	1	6	2	0	1	0	-12	
4 Emily Fisher	03:48	0-1	0-0	0-0	2 0 2	1	0	0	1	2	0	0	-1	
21 Emma Chardon	06:23	0-0	0-0	0-0	0 1 1	0	0	0	0	0	0	0	-3	
20 Hawa Doumbouya	03:22	1-2	0-0	0-2	2 0 2	0	1	2	0	0	0	0	0	
33 Summer Bostock	02:25	0-0	0-0	0-0	0 0 0	0	0	0	0	1	0	0	-1	
<b>Team</b>					3 0 3									
<b>Totals</b>		23-76	5-16	16-22	20 21 41	12 17	67	12	11	8	2 8	-20		

Shooting By Period	
1st FG%	13-20 65.0%
3PT%	4-6 66.7%
FT%	1-2 50%
2nd FG%	3-9 33.3%
3PT%	2-2 100%
FT%	2-2 100%
3rd FG%	3-17 17.6%
3PT%	0-4 0.0%
FT%	7-8 87.5%
4th FG%	4-20 20.0%
3PT%	1-4 25.0%
FT%	6-10 60%
GM FG%	23-76 30.3%
3PT%	5-16 31.3%
FT%	16-22 72.7%

Technical Fouls: NONE

Dead Ball Rebounds: 4-0

Washington St. - 87														
Record: 6-0														
NO. Name	Min	FG M-A	3P M-A	FT M-A	Rebounds OR DR TOT	Fouls PF	TP	AS	TO	ST	Blocks BS BA +/-			
25 Beyonce Bea	F 24:25	6-6	0-0	0-0	1 6 7	3	1	12	4	2	1	2	0	-3
55 Bella Murekatete	C 24:14	8-10	0-0	1-2	0 6 6	4	3	17	0	1	2	4	0	10
1 Tara Wallace	G 28:44	5-11	2-4	0-0	1 1 1	1	1	11	4	1	1	2	2	14
5 Charlisse Leger-Walker	G 35:44	5-8	1-3	0-0	1 14 15	1	3	11	13	5	1	0	0	21
11 Astera Tuhina	G 34:42	4-10	3-5	0-0	5 5 5	1	3	11	7	3	2	0	0	20
10 Eleonora Villa	27:27	6-9	2-3	0-0	0 1 1	1	0	14	1	4	0	0	0	30
33 Alex Covill	06:34	0-0	0-0	3-4	0 0 0	2	2	3	0	0	0	0	0	-2
34 Jenna Villa	15:54	2-5	1-4	2-2	1 0 1	2	1	7	0	1	0	0	0	-2
12 Kyra Gardner	01:08	0-0	0-0	0-0	0 0 0	0	0	0	0	0	0	0	0	-1
45 Cia Eklöf	01:08	0-0	0-0	0-0	0 1 1	0	0	0	0	0	0	0	0	-1
<b>Team</b>					0 1 1									
<b>Totals</b>		36-59	9-19	6-8	3 35 38	17 12	87	29	17	7	8 2	20		

Shooting By Period	
1st FG%	10-16 62.5%
3PT%	0-3 0.0%
FT%	0-0 0%
2nd FG%	8-13 61.5%
3PT%	3-6 50.0%
FT%	2-2 100%
3rd FG%	11-18 61.1%
3PT%	4-7 57.1%
FT%	0-0 0%
4th FG%	7-12 58.3%
3PT%	2-3 66.7%
FT%	4-6 66.7%
GM FG%	36-59 61.0%
3PT%	9-19 47.4%
FT%	6-8 75.0%

Technical Fouls: NONE

Dead Ball Rebounds: 1-0

Biggest lead	13 (1st 4:59)	22 (4th 4:42)
Best Scoring Run	7 (1st 4:59)	14 (2nd 4:05)
Lead Changes	5	2
Times Tied	2	0
Time with Lead	16:09	22:48

Points from Turnovers	UMD		WSU	
	1st	2nd	3rd	4th
	31	8	13	15
	20	21	26	20

Period by Period Scoring	UMD		WSU	
	1st	2nd	3rd	4th
	31	8	13	15
	20	21	26	20

## GAME 6: MARYLAND 68, GREEN BAY 59



Official Basketball Box Score - Final  
**Green Bay at Maryland**  
 11/24/23 Hard Rock Hotel Riviera Maya, Puerto Aventuras  
 2023-24 Women's Basketball

Game Time: 1:30 PM  
 Game Duration: 1:56  
 Attendance: 111

Officials: Josh Howett, Neonta Wilkins, David Jenkins

Green Bay - 59														
Record: 3-2														
NO. Name	Min	FG M-A	3P M-A	FT M-A	Rebounds OR DR TOT	Fouls PF	TP	AS	TO	ST	Blocks BS BA +/-			
21 Jasmine Kondrakiewicz	F 11:26	2-6	0-2	0-0	0 4 4	5	3	4	1	2	0	1	0	-5
34 Maddy Schreiber	F 33:33	6-11	0-2	0-1	1 4 5	2	1	12	1	0	0	1	0	-2
1 Cassie Schiltz	G 35:29	2-9	1-6	0-0	0 6 6	2	1	5	8	0	1	1	0	-6
11 Natalie McNeal	G 35:53	3-16	0-1	3-3	2 6 8	2	4	9	3	2	2	0	1	-8
22 Jayla Butler	G 37:50	3-10	1-6	2-2	1 1 4	4	3	9	5	1	1	0	0	-10
12 Callie Gerke	19:11	3-8	1-6	4-4	0 1 1	2	4	3	11	0	1	0	0	-2
4 Marlen Westin	02:10	0-0	0-0	0-0	0 0 0	0	0	0	0	0	0	0	0	0
24 Natalie Anderson	22:02	3-8	1-5	2-2	2 1 3	4	3	9	0	0	0	0	0	-7
2 Caelan Givens	02:47	0-2	0-0	0-0	0 0 0	0	0	0	0	0	1	0	0	-6
<b>Team</b>					0 4 4									
<b>Totals</b>		22-70	4-28	11-12	6 27 33	23 18	59	18	6	5	3 2	-9		

Shooting By Period	
1st FG%	7-16 43.8%
3PT%	3-9 33.3%
FT%	0-0 0%
2nd FG%	6-18 33.3%
3PT%	0-3 0.0%
FT%	1-1 100%
3rd FG%	5-18 27.8%
3PT%	1-9 11.1%
FT%	3-3 100%
4th FG%	4-18 22.2%
3PT%	0-7 0.0%
FT%	7-8 87.5%
GM FG%	22-70 31.4%
3PT%	2-28 7.1%
FT%	11-12 91.7%

Technical Fouls: NONE

Dead Ball Rebounds: 1-0

Maryland - 68														
Record: 3-3														
NO. Name	Min	FG M-A	3P M-A	FT M-A	Rebounds OR DR TOT	Fouls PF	TP	AS	TO	ST	Blocks BS BA +/-			
5 Brinae Alexander	F 10:17	1-5	1-4	0-0	2 2 4	5	0	3	0	1	0	0	0	-11
14 Allie Kubek	F 13:02	1-3	0-0	0-0	3 2 5	0	1	2	0	1	0	1	1	-5
0 Shyanne Sellers	G 36:31	7-19	2-2	9-11	3 6 9	3	10	23	6	2	0	0	0	10
3 Lavender Briggs	G 10:18	0-1	0-0	0-0	1 3 4	1	0	0	0	0	0	0	0	-6
11 Jakia Brown-Turner	G 31:48	3-7	0-0	4-5	0 13 13	0	3	10	2	2	1	0	0	11
13 Faith Masonius	24:52	1-4	0-0	0-0	1 3 4	0	2	2	3	0	0	0	0	13
24 Bri McDaniel	30:44	4-13	0-3	11-12	3 6 8	3	6	19	0	3	2	1	1	13
3 Riley Nelson	33:43	4-9	0-2	1-1	1 1 2	1	1	9	1	0	0	0	0	17
21 Emma Chardon	00:06	0-0	0-0	0-0	0 0 0	0	0	0	0	0	0	0	0	-1
34 Emily Fisher	08:40	0-2	0-0	0-0	0 3 3	1	2	0	0	1	0	0	0	-1
<b>Team</b>					3 2 5									
<b>Totals</b>		21-63	1-11	25-29	16 41 57	18 23	68	11	13	3	2 3 9			

Shooting By Period	
1st FG%	4-20 20.0%
3PT%	0-3 0.0%
FT%	3-3 100%
2nd FG%	6-13 46.2%
3PT%	0-4 0.0%
FT%	6-8 75%
3rd FG%	1-8 38.9%
3PT%	7-13 33.3%
FT%	1-1 100%
4th FG%	4-12 33.3%
3PT%	0-1 0.0%
FT%	15-17 88.2%
GM FG%	21-63 33.3%
3PT%	1-11 9.1%
FT%	25-29 86.2%

Technical Fouls: NONE

Dead Ball Rebounds: 3-1

Biggest lead	8 (1st 5:30)	9 (4th 0:16)
Best Scoring Run	6 (2nd 5:58)	8 (4th 9:28)
Lead Changes	1	6
Times Tied	0	5
Time with Lead	29:36	10:00

Points from Turnovers	GB		MD	
	1st	2nd	3rd	4th
	8	9	13	15
	17	13	14	15

Period by Period Scoring	GB		MD	
	1st	2nd	3rd	4th
	8	9	13	15
	17	13	14	15

## GAME 7: MARYLAND 92, UMASS 63



Official Basketball Box Score - Final  
**Massachusetts at Maryland**  
 11/25/23 Hard Rock Hotel Riviera Maya, Puerto Aventuras  
 2023-24 Women's Basketball

Game Time: 11:00 AM  
 Game Duration: 2:06  
 Attendance: 107

Officials: Mark Berger, David Jenkins, Natasha Brown

Massachusetts - 63														
Record: 1-7														
NO. Name	Min	FG M-A	3P M-A	FT M-A	Rebounds OR DR TOT	Fouls PF	TP	AS	TO	ST	Blocks BS BA +/-			
20 Bre Bellamy	F 25:59	4-6	0-1	2-2	5 1 6	4	3	10	3	3	1	0	0	-18
4 Lily Ferguson	G 35:48	2-5	0-1	4-4	0 5 5	5	8	0	1	0	0	0	-24	
5 Kristin Williams	G 37:04	4-19	4-11	2-2	0 0 0	3	4	14	3	0	1	0	-27	
11 Tori Hyduke	G 32:50	0-6	0-4	3-4	0 1 1	4	5	3	6	7	1	0	-25	
44 Stefania Kulesza	G 30:36	3-9	1-2	0-2	4 4 6	5	1	7	0					



# 2023-24 STATISTICS

## GAME 9: MARYLAND 86, GEORGE MASON 77



Official Basketball Box Score - Final  
George Mason at Maryland  
12/03/23 XFINITY Center, College Park  
2023-24 Women's Basketball

Game Time: 1:00 PM  
Game Duration: 2:08  
Attendance: 5,901

George Mason - 77

Record: 7-1

NO. Name	Min	FG		3P		FT		Rebounds		Fouls		TP	AS	TO	ST	Blocks		+/-
		M-A	M-A	M-A	M-A	OR	DR	FF	FD	BS	BA							
11 Nekhu Mitchell	F 35:36	3-7	2-3	2-3	1-2	3	2	3	2	10	0	2	2	1	0	0	-6	
1 Jazmyn Doster	G 09:32	0-2	0-0	0-0	0-0	0	0	1	1	0	0	1	1	0	0	-10		
4 Sonia Smith	G 17:12	2-3	1-1	0-0	1-2	3	4	6	21	4	6	3	0	0	0	-13		
14 Paula Suarez	G 17:29	2-6	1-1	0-0	1-2	3	1	5	3	4	0	0	0	0	-4			
22 Ta'Vyanna Habib	G 27:29	2-6	0-1	1-1	2-4	6	5	1	5	0	2	0	0	0	-16			
2 Zahirah Walton	36:10	6-16	0-2	6-10	8	6	4	3	5	18	0	2	1	0	-6			
0 Taylor Jameson	25:45	6-12	4-8	0-0	4	4	4	0	16	1	1	1	0	2	5			
3 Kennedy Harris	10:48	1-4	0-2	0-0	0	4	4	0	2	3	2	0	0	0	5			
Team																		
Totals	27:68	8-21	15-23	15	26	41	32	16	77	11	20	8	1	3	-9			

Technical Fouls:Doster 4<sup>th</sup>:4:38

Dead Ball Rebounds: 5, 0

Maryland - 86

Record: 6-3

NO. Name	Min	FG		3P		FT		Rebounds		Fouls		TP	AS	TO	ST	Blocks		+/-
		M-A	M-A	M-A	M-A	OR	DR	FF	FD	BS	BA							
5 Brinae Alexander	F 24:32	4-10	3-9	1-2	1	3	4	3	5	12	2	3	0	0	0	0	18	
14 Allie Kubek	F 23:29	2-4	0-0	2-2	2	7	9	1	2	6	0	3	0	0	0	7		
0 Shyanne Sellers	G 39:29	8-18	0-3	12-16	3	10	13	2	11	28	5	3	2	0	0	9		
11 Jakia Brown-Turner	G 29:07	3-11	0-2	1-2	1	2	4	1	7	2	1	1	0	1	0	5		
24 Bri McDaniel	G 16:53	3-7	0-0	3-3	1	1	2	1	4	9	0	3	0	0	0	5		
13 Faith Masonius	30:30	5-10	0-0	5-6	2	3	5	3	3	15	3	3	1	1	0	1		
24 Riley Nelson	29:26	1-4	0-0	4-9	5	3	8	2	6	1	0	1	0	2	0	6		
2 Riley Nelson	06:34	1-1	1-1	0-0	0	0	0	0	3	0	1	0	0	0	0	-5		
Team																		
Totals	27:65	4-15	28-40	16	28	44	16	31	86	13	17	5	3	1	9			

Technical Fouls:NONE

Dead Ball Rebounds: 8, 1

	GMU	UMD
Biggest lead	11 (2 <sup>nd</sup> 0:58)	13 (4 <sup>th</sup> 4:29)
Best Scoring Run	10 (1 <sup>st</sup> 2:25)	10 (3 <sup>rd</sup> 8:04)
Lead Changes	4	
Times Tied	4	
Time with Lead	21:04	15:44

Points from	GMU		UMD	
	TOW	UMD	TOW	UMD
Turnovers	13	20	13	20
Paint	28	42	28	42
Second Chance	11	15	11	15
Fast Breaks	13	15	13	15
Bench	36	24	36	24

Shooting By Period	UMD			
	1st	2nd	3rd	4th
1 <sup>st</sup> FG%	6-15	40.0%		
3PT%	1-4	25.0%		
FT%	1-3	33.3%		
2 <sup>nd</sup> FG%	5-14	35.7%		
3PT%	1-2	50.0%		
FT%	8-8	100%		
3 <sup>rd</sup> FG%	9-21	42.9%		
3PT%	2-6	33.3%		
FT%	6-9	66.7%		
4 <sup>th</sup> FG%	7-15	46.7%		
3PT%	0-3	0.0%		
FT%	13-20	65%		
GM FG%	27-65	41.5%		
3PT%	4-15	26.7%		
FT%	28-40	70.0%		

## GAME 10: MARYLAND 71, NORTHWESTERN 58



Official Basketball Box Score - Final  
Northwestern at Maryland  
12/10/23 XFINITY Center, College Park  
2023-24 Women's Basketball

Game Time: 1:00 PM  
Game Duration: 1:45  
Attendance: 5,127

Northwestern - 58

Record: 3-6 (0-1)

NO. Name	Min	FG		3P		FT		Rebounds		Fouls		TP	AS	TO	ST	Blocks		+/-
		M-A	M-A	M-A	M-A	OR	DR	FF	FD	BS	BA							
10 Caleigh Walsh	F 24:03	3-11	0-4	2-2	2	2	4	5	2	8	2	3	0	0	0	0	-15	
20 Paige Mott	F 25:02	1-2	0-0	0-0	0	2	3	4	0	2	0	3	0	2	0	-5		
2 Caroline Lau	G 25:02	2-7	0-3	0-0	2	2	4	1	0	4	0	3	2	1	0	-18		
11 Haley Weaver	G 23:23	3-10	0-2	3-3	1	1	2	1	3	9	2	0	1	1	0	-18		
12 Casey Harter	G 31:02	4-11	2-3	0-0	1	4	5	4	1	10	1	1	0	0	-11			
21 Melaniece Daley	26:46	7-12	0-0	0-0	2	3	5	1	1	14	3	1	0	0	-12			
23 Jasmine McWilliams	12:26	0-1	0-0	2-2	1	2	3	2	2	0	1	0	0	0	-5			
3 Maggie Pina	11:58	1-4	1-3	0-0	1	0	1	1	1	3	0	2	0	0	0	-6		
13 Mercy Ademusayo	07:46	0-2	0-0	0-0	1	1	2	2	0	0	0	1	0	0	0	-1		
22 Alana Goodchild	04:22	2-4	2-3	0-0	0	0	0	0	0	6	0	0	0	0	0	-4		
31 Crystal Wang	03:55	0-0	0-0	0-0	0	2	2	0	0	0	1	0	0	0	0	5		
0 Rachel Mutombo	01:15	0-0	0-0	0-0	0	1	1	0	0	0	0	0	0	0	0	6		
Team																		
Totals	23:64	5-18	7-7	14	21	35	22	10	58	15	19	4	4	3	-13			

Technical Fouls:NONE

Dead Ball Rebounds: 2, 2

Maryland - 71

Record: 7-3 (1-0)

NO. Name	Min	FG		3P		FT		Rebounds		Fouls		TP	AS	TO	ST	Blocks		+/-
		M-A	M-A	M-A	M-A	OR	DR	FF	FD	BS	BA							
5 Brinae Alexander	F 16:56	3-8	1-5	0-0	0	1	1	2	0	7	0	0	0	0	0	1	20	
14 Allie Kubek	F 30:39	7-13	1-1	2-4	3	1	4	1	4	17	0	0	0	0	0	7		
0 Shyanne Sellers	G 38:10	6-16	1-3	0-0	3	5	8	1	3	13	10	3	5	2	2	18		
11 Jakia Brown-Turner	G 29:31	4-12	0-1	5-6	5	2	7	1	5	13	1	2	1	1	1	16		
24 Bri McDaniel	G 15:32	4-8	0-1	0-0	1	4	5	2	2	8	1	1	1	0	0	10		
13 Faith Masonius	27:25	0-4	0-0	9-10	3	3	6	2	6	9	2	4	2	0	0	-9		
34 Emily Fisher	26:46	1-1	0-0	0-2	1	6	7	1	1	2	3	0	1	0	0	0		
2 Riley Nelson	09:49	1-1	0-0	0-1	0	0	0	0	1	2	1	0	0	0	0	-9		
20 Hawa Doumbouya	03:09	0-3	0-0	0-0	0	1	1	0	0	0	0	1	0	0	0	-4		
33 Summer Bostock	02:03	0-0	0-0	0-0	0	0	0	0	0	0	0	0	0	0	0	-6		
Team																		
Totals	26:66	3-11	16-23	19	25	44	10	22	71	18	11	10	3	4	13			

Technical Fouls:NONE

Dead Ball Rebounds: 5, 0

	NUW	UMD
Biggest lead	2 (1 <sup>st</sup> 9:06)	21 (4 <sup>th</sup> 8:02)
Best Scoring Run	7 (2 <sup>nd</sup> 3:26)	11 (3 <sup>rd</sup> 6:50)
Lead Changes	3	
Times Tied	7	
Time with Lead	00:40	35:38

Points from	NUW		UMD	
	TOW	UMD	TOW	UMD
Turnovers	13	23	13	23
Paint	24	42	24	42
Second Chance	13	18	13	18
Fast Breaks	7	14	7	14
Bench	25	13	25	13

Shooting By Period	UMD			
	1st	2nd	3rd	4th
1 <sup>st</sup> FG%	9-18	50.0%		
3PT%	0-1	0.0%		
FT%	4-4	100%		
2 <sup>nd</sup> FG%	4-12	33.3%		
3PT%	1-2	50.0%		
FT%	5-8	62.5%		
3 <sup>rd</sup> FG%	7-17	41.2%		
3PT%	1-5	20.0%		
FT%	5-8	62.5%		
4 <sup>th</sup> FG%	6-19	31.6%		
3PT%	1-3	33.3%		
FT%	2-3	66.7%		
GM FG%	26-66	39.4%		
3PT%	3-11	27.3%		
FT%	16-23	69.6%		

## GAME 11: MARYLAND 99, TOWSON 51



Official Basketball Box Score - Final  
Towson at Maryland  
12/12/23 XFINITY Center, College Park  
2023-24 Women's Basketball

Game Time: 11:00 AM  
Game Duration: 1:45  
Attendance: 14,994

Towson - 51

Record: 7-2

NO. Name	Min	FG		3P		FT		Rebounds		Fouls		TP	AS	TO	ST	Blocks		+/-
		M-A	M-A	M-A	M-A	OR	DR	FF	FD	BS	BA							
34 Quinzia Fulmore	F 21:04	4-7	0-0	1-1	0	0	0	0	3	1	9	0	2	0	0	0	-26	
11 Alina Sendar	G 04:41	0-1	0-0															

# 2023-24 STATISTICS

## GAME 13: NEBRASKA 87, MARYLAND 81



Official Basketball Box Score - Final  
**Maryland at Nebraska**  
 12/31/23 Pinnacle Bank Arena, Lincoln  
 2023-24 Women's Basketball

Game Time: 1:31 PM  
 Game Duration: 1:57  
 Attendance: 8,795

Record: 9-4 (1-1)

NO. Name	Min	FG	3P	FT	Rebounds	Fouls	TP	AS	TO	ST	Blocks	+/-
		M-A	M-A	M-A	OR DR TOT	PF FD					BS BA	
5 Brinae Alexander	F 31:17	2-5	2-5	0-0	0 2 2	0 0	6	1	1	0	1 0 0	-6
14 Allie Kubek	F 25:43	4-8	1-3	1-2	3 2 5	3 1	10	1	1	0	1 0 0	-4
0 Shyanne Sellers	G 21:54	1-7	0-2	2-2	1 3 4	5 6	4	3	7	0	3 1 0	-10
11 Jakia Brown-Turner	G 22:14	4-8	0-3	1-3	1 3 4	5 3	9	2	1	0	0 0 4	-4
24 Bri McDaniel	G 28:41	3-9	0-1	2-4	1 2 3	5 3	8	5	2	3	0 1 2	-2
3 Lavender Briggs	G 32:10	11-17	3-6	0-0	1 3 4	2 1	25	2	0	1	0 0 0	-4
13 Faith Masonius	21:08	4-4	0-0	1-2	2 0 2	0 0	8	4	2	0	1 0 0	-6
34 Emily Fisher	07:02	0-2	0-1	0-0	0 0 0	1 0	0	0	0	1	0 1 0	-10
2 Riley Nelson	09:51	3-4	1-2	4-5	0 1 1	3 3	11	0	0	1	0 0 0	-4
<b>Team</b>					0 5 5	0	0	0	0	0	0 0 0	
<b>Totals</b>		32-64	7-23	10-16	8 22 30	26 17	81	18	14	6	3 6	-6

Shooting By Period

1st FG%	8-14	57.1%
3PT%	0-4	0.0%
FT%	4-7	57.1%
2nd FG%	7-16	43.8%
3PT%	3-6	50.0%
FT%	1-1	100%
3rd FG%	6-16	37.5%
3PT%	2-6	33.3%
FT%	2-2	100%
4th FG%	11-18	61.1%
3PT%	2-7	28.6%
FT%	3-6	50%
GM FG%	32-64	50.0%
3PT%	7-23	30.4%
FT%	10-16	62.5%

Dead Ball Rebounds: 2 0  
 Technical Fouls: NONE

## GAME 14: MARYLAND 72, MINNESOTA 64



Official Basketball Box Score - Final  
**Maryland at Minnesota**  
 01/03/24 Williams Arena, Minneapolis  
 2023-24 Women's Basketball

Game Time: 7:00 PM  
 Game Duration: 1:39  
 Attendance: 2,362

Record: 10-4 (2-1)

NO. Name	Min	FG	3P	FT	Rebounds	Fouls	TP	AS	TO	ST	Blocks	+/-
		M-A	M-A	M-A	OR DR TOT	PF FD					BS BA	
5 Brinae Alexander	F 14:20	3-6	2-4	0-0	0 0 0	0 1	8	0	1	1	0 0 0	-6
14 Allie Kubek	F 25:40	6-11	3-5	0-0	1 0 1	3 1	15	6	2	3	1 0 1	-2
0 Shyanne Sellers	G 37:13	5-8	1-3	4-6	0 3 3	2 7	15	6	2	3	0 0 3	-3
11 Jakia Brown-Turner	G 19:18	3-9	0-1	0-0	0 3 3	0 0	6	1	0	1	0 0 0	-3
24 Bri McDaniel	G 27:45	2-5	1-2	4-4	1 6 7	1 4	9	6	2	1	1 1 4	-4
3 Lavender Briggs	35:46	6-14	1-3	0-0	2 3 5	3 0	13	2	1	0	1 1 0	-9
2 Riley Nelson	07:53	0-2	0-0	0-0	0 0 0	0 0	0	0	1	0	1 0 0	-8
13 Faith Masonius	28:31	3-6	0-0	0-0	1 2 3	2 0	6	4	0	0	0 0 0	-22
34 Emily Fisher	03:34	0-1	0-0	0-0	0 0 0	0 0	0	0	0	0	0 0 0	-2
<b>Team</b>					1 7 8	0	0	0	0	0	0 0 0	
<b>Totals</b>		29-62	8-18	8-10	6 24 30	11 13	72	22	11	9	1 3 8	-8

Shooting By Period

1st FG%	6-17	35.3%
3PT%	5-10	50.0%
FT%	1-2	50%
2nd FG%	10-16	62.5%
3PT%	1-2	50.0%
FT%	4-4	100%
3rd FG%	7-17	41.2%
3PT%	1-3	33.3%
FT%	0-0	0%
4th FG%	5-12	41.7%
3PT%	1-3	33.3%
FT%	3-4	75%
GM FG%	29-62	45.2%
3PT%	8-18	44.4%
FT%	8-10	80.0%

Dead Ball Rebounds: 2 0  
 Technical Fouls: NONE

Record: 10-3 (2-0)

NO. Name	Min	FG	3P	FT	Rebounds	Fouls	TP	AS	TO	ST	Blocks	+/-
		M-A	M-A	M-A	OR DR TOT	PF FD					BS BA	
22 Natalie Potts	F 31:45	5-13	0-3	7-7	7 6 13	2 4	17	0	2	1	1 1 8	-8
40 Alexis Markowski	C 32:46	8-17	0-1	4-5	3 7 10	1 3	20	1	1	0	0 3 7	-7
0 Darian White	G 24:08	1-5	0-0	6-8	1 1 2	2 5	8	2	1	0	1 0 1	-10
1 Jaz Shelley	G 31:02	3-9	3-9	4-4	0 3 3	4 4	13	11	2	0	0 0 6	-6
42 Maddie Krull	G 27:47	2-5	1-4	0-0	4 0 4	2 4	5	4	3	2	1 0 0	-0
14 Callin Hake	22:59	5-9	4-7	2-2	2 3 5	3 3	16	1	3	1	0 0 0	-2
2 Logan Nissley	11:37	2-6	2-5	0-0	1 0 1	2 0	6	0	2	1	0 0 0	-3
12 Jessica Petrie	01:57	0-0	0-0	0-0	0 2 2	0 1	0	0	0	0	0 0 0	-3
32 Kendall Coley	08:15	0-3	0-3	0-0	1 0 1	0 1	0	2	1	0	0 0 0	-2
15 Kendall Moriarty	02:27	0-1	0-0	0-0	0 0 0	0 0	0	0	1	0	0 0 1	-1
21 Annika Stewart	05:17	1-1	0-0	0-0	0 1 1	1 2	0	1	0	1	0 0 0	-4
<b>Team</b>					5 1 6	0	0	2	0	2	0 0 0	
<b>Totals</b>		27-69	10-32	23-26	8 28 48	17 26	87	22	16	7	3 6 6	-6

Shooting By Period

1st FG%	8-20	40.0%
3PT%	3-9	33.3%
FT%	1-2	50%
2nd FG%	6-15	40.0%
3PT%	3-9	33.3%
FT%	4-4	100%
3rd FG%	8-18	44.4%
3PT%	1-6	16.7%
FT%	7-8	87.5%
4th FG%	5-16	31.3%
3PT%	3-8	37.5%
FT%	11-12	91.7%
GM FG%	27-69	39.1%
3PT%	10-32	31.3%
FT%	23-26	88.5%

Dead Ball Rebounds: 3 0  
 Technical Fouls: NONE

Record: 11-3 (1-2)

NO. Name	Min	FG	3P	FT	Rebounds	Fouls	TP	AS	TO	ST	Blocks	+/-
		M-A	M-A	M-A	OR DR TOT	PF FD					BS BA	
24 Mallory Heyer	F 35:54	3-9	1-5	0-0	4 6 10	1 0	7	2	0	1	0 0 0	-10
25 Grace Grocholski	F 35:42	5-12	1-7	1-1	1 4 5	1 1	12	3	1	3	0 0 0	-2
52 Sophie Hart	C 27:41	6-11	0-1	1-2	5 4 9	3 1	13	3	1	1	1 0 0	-9
3 Amaya Battle	G 39:22	3-16	0-3	2-2	1 4 5	5 3	8	5	8	1	0 1 0	-7
10 Mara Braun	G 40:00	6-16	5-12	3-4	0 6 6	0 4	20	3	4	1	2 0 0	-8
1 Aiyanna Johnson	05:12	1-1	0-0	0-0	0 0 0	0 0	2	0	0	0	0 0 0	-5
5 Maggie Czizano	05:31	0-0	0-0	0-0	0 1 1	1 0	0	0	0	0	0 0 0	-5
30 Janay Sanders	03:31	0-0	0-0	2-2	0 0 0	1 1	2	0	1	0	0 0 0	-5
41 Niamya Holloway	07:07	0-0	0-0	0-0	2 1 3	1 1	0	2	1	0	0 0 0	-12
<b>Team</b>					5 2 7	0	0	3	0	3	0 0 0	
<b>Totals</b>		24-65	7-28	9-11	18 28 46	13 11	64	16	20	8	3 1 8	-8

Shooting By Period

1st FG%	9-19	47.4%
3PT%	3-7	42.9%
FT%	0-0	0%
2nd FG%	5-16	31.3%
3PT%	2-10	20.0%
FT%	3-3	100%
3rd FG%	6-18	33.3%
3PT%	2-8	25.0%
FT%	0-0	0%
4th FG%	4-12	33.3%
3PT%	0-3	0.0%
FT%	6-8	75%
GM FG%	24-65	36.9%
3PT%	7-28	25.0%
FT%	9-11	81.8%

Dead Ball Rebounds: 2 0  
 Technical Fouls: NONE

	MDU	NEB
<b>Biggest lead</b>	2 (1st 9:09)	10 (4th 8:34)
<b>Best Scoring Run</b>	7 (2nd 1:02)	7 (2nd 5:01)
<b>Lead Changes</b>	11	
<b>Times Tied</b>	7	
<b>Time with Lead</b>	04:47	29:47

Points from	MDU	NEB
Turnovers	16	10
Paint	38	32
Second Chance	14	19
Fast Breaks	4	18
Bench	44	24

Period by Period Scoring	1st	2nd	3rd	4th	TOT
MDU	20	18	16	27	81
NEB	20	19	24	24	87

	Mary	Minn
<b>Biggest lead</b>	12 (4th 5:25)	5 (1st 6:37)
<b>Best Scoring Run</b>	7 (2nd 8:37)	6 (1st 6:37)
<b>Lead Changes</b>	7	
<b>Times Tied</b>	6	
<b>Time with Lead</b>	26:37	10:28

Points from	Mary	Minn
Turnovers	17	13
Paint	34	22
Second Chance	6	10
Fast Breaks	14	8
Bench	19	4

Period by Period Scoring	1st	2nd	3rd	4th	TOT
Mary	18	25	15	14	72
Minn	21	15	14	14	64

## GAME 15: MICHIGAN STATE 74, MARYLAND 69



Official Basketball Box Score - Final  
**Maryland at Michigan St.**  
 01/09/24 Breslin Events Center, East Lansing  
 2023-24 MSU Women's Basketball

Game Time: 6:00 PM  
 Game Duration: 1:58  
 Attendance: 2,886

Record: 10-5 (2-2)

NO. Name	Min	FG	3P	FT	Rebounds	Fouls	TP	AS	TO	ST	Blocks	+/-
		M-A	M-A	M-A	OR DR TOT	PF FD					BS BA	
5 Brinae Alexander	F 33:37	3-8	3-7	0-0	0 2 2	2 2	9	0	1	1	0 0 0	-6
14 Allie Kubek	F 11:19	0-1	0-0	0-0	0 1 1	1 0	0	0	1	0	0 0 0	-13
0 Shyanne Sellers	G 39:31	7-16	0-3	9-9	1 8 9	3 8	23	3	2	1	0 0 0	-5
11 Jakia Brown-Turner	G 25:24	1-5	0-0	2-2	1 1 2	4 2	4	1	2	0	2 0 2	-2
24 Bri McDaniel	G 29:46	6-14	0-1	8-8	1 7 8	5 7	20	2	1	3	0 2 3	-3
3 Lavender Briggs	12:11	0-1	0-1	0-0	0 2 2	0 0	0	1	0	0	0 0 0	-6
13 Faith Masonius	29:16	4-8	0-0	0-0	0 6 6	3 0	8	2	4	1	0 0 1	-4
34 Emily Fisher	01:20	0-0	0-0	0-0</								

# 2023-24 STATISTICS

## GAME 17: OHIO STATE 84, MARYLAND 76

Official Basketball Box Score - Final  
**Ohio St. at Maryland**  
 01/23/24 XFINITY Center, College Park  
 2023-24 Women's Basketball

Game Time: 7:00 PM  
 Game Duration: 2:00  
 Attendance: 5,112

NO.	Name	Min	FG	3P	FT	Rebounds		Fouls		TP	AS	TO	ST	Blocks			+/-
						OR	DR	PF	FF					BS	BA	+	
23	Rebeka Mikulasikova	F 26:31	7-13	3-6	3-4	0	3	3	1	3	20	3	2	0	1	0	-2
32	Cotie McMahon	F 34:09	5-12	0-2	4-7	6	3	9	3	5	14	3	4	1	1	0	3
2	Taylor Thery	G 31:00	6-7	0-1	5-6	6	3	9	2	6	17	2	1	0	1	0	5
4	Jacy Sheldon	G 37:31	3-10	0-6	4-4	1	0	1	3	2	10	5	4	1	0	0	6
12	Celeste Taylor	G 29:36	4-11	1-5	2-4	1	7	8	4	3	11	2	3	2	1	0	2
0	Madison Greene	08:36	1-2	0-1	0-0	0	1	1	2	0	2	1	1	0	0	0	8
1	Rikki Harris	13:35	0-5	0-4	2-4	0	3	3	1	3	2	1	1	1	0	0	8
22	Eboni Walker	05:14	1-1	0-0	0-0	0	0	0	0	0	0	0	0	0	0	0	3
5	Emma Shumate	04:17	1-2	0-1	0-0	1	0	1	0	1	2	0	0	0	0	1	2
14	Taijyer Parks	07:31	2-2	0-0	0-1	1	2	3	1	4	0	0	0	0	0	0	7
Team						3	1	4			0	0					
<b>Totals</b>			30-65	4-26	20-30	19	23	42	18	23	84	17	16	5	5	0	8

Record: 14-3 (5-1) Officials: Kevin Pethel, Tim Daly, Angeela Suttren

Shooting By Period  
 1st FG% 6-16 37.5%  
 2nd FG% 7-16 43.8%  
 3rd FG% 7-14 50.0%  
 4th FG% 10-19 52.6%

Technical Fouls: NONE

Dead Ball Rebounds: 4, 0

## GAME 18: MARYLAND 90, ILLINOIS 82

Official Basketball Box Score - Final  
**Illinois at Maryland**  
 01/20/24 XFINITY Center, College Park  
 2023-24 Women's Basketball

Game Time: 1:00 PM  
 Game Duration: 1:52  
 Attendance: 6,409

NO.	Name	Min	FG	3P	FT	Rebounds		Fouls		TP	AS	TO	ST	Blocks			+/-
						OR	DR	PF	FF					BS	BA	+	
44	Kendall Bostic	F 38:20	5-9	1-3	2-2	2	6	8	2	3	13	3	2	0	1	0	-7
41	Kendall Hobby	C 35:04	8-11	0-0	2-2	2	5	7	0	3	16	1	1	4	0	0	-11
1	Genesis Bryant	G 36:15	4-14	3-9	6-8	0	4	4	4	4	19	5	3	0	0	0	-2
3	Makira Cook	G 33:06	4-12	1-3	4-4	1	0	1	4	2	13	3	2	1	0	0	-9
24	Adalia McKenzie	G 21:59	6-11	0-0	0-0	2	1	3	3	0	12	2	1	0	0	-21	
23	Brynn Shoup-Dall	06:35	0-0	0-0	0-0	1	1	2	0	1	0	1	1	1	0	0	
5	Gretchen Dolan	27:50	3-4	1-2	0-0	0	1	2	2	7	2	3	0	0	0	4	
4	Kam'ryn Rhodes	00:52	0-0	0-0	0-0	0	0	0	0	0	0	0	0	0	0	3	
Team						0	1	1			0	0					
<b>Totals</b>			30-61	6-17	16-16	8	19	27	15	15	82	16	14	7	2	1	-8

Record: 8-9 (2-5) Officials: Jesse Dickerson, Cameron Inouye, Bruce Morris

Shooting By Period  
 1st FG% 9-15 60.0%  
 2nd FG% 6-15 40.0%  
 3rd FG% 7-17 41.2%  
 4th FG% 8-14 57.1%

Technical Fouls: NONE

Dead Ball Rebounds: 1, 0

Record: 11-6 (3-3) Officials: Dee Kahrner, Brian Garland, Maggie Tiesan

Shooting By Period  
 1st FG% 7-15 46.7%  
 2nd FG% 9-19 47.4%  
 3rd FG% 10-21 47.6%  
 4th FG% 9-12 75.0%

Technical Fouls: NONE

Dead Ball Rebounds: 2, 0

Record: 12-6 (4-3) Officials: Nykessa Thompson, Tara Cruse, Brad Maxwell

Shooting By Period  
 1st FG% 9-19 47.4%  
 2nd FG% 7-14 50.0%  
 3rd FG% 10-21 47.6%  
 4th FG% 9-12 75.0%

Technical Fouls: NONE

Dead Ball Rebounds: 1, 0

OSU UMD

Biggest lead 10 (4<sup>th</sup> 1:55) 5 (1<sup>st</sup> 3:41)

Best Scoring Run 6 (3<sup>rd</sup> 1:26) 7 (1<sup>st</sup> 5:38)

Lead Changes 8 9

Times Tied 7

Time with Lead 13:41 20:58

Points from Turnovers 18 13

Paint 52 36

Second Chance 15 9

Fast Breaks 8 17

Bench 12 24

Period by Period Scoring

	1st	2nd	3rd	4th	TOT
OSU	16	21	19	28	84
UMD	17	22	16	21	76

ILL UMD

Biggest lead 4 (1<sup>st</sup> 7:31) 11 (4<sup>th</sup> 3:06)

Best Scoring Run 5 (2<sup>nd</sup> 3:12) 7 (3<sup>rd</sup> 7:28)

Lead Changes 3 3

Times Tied 5

Time with Lead 02:58 33:38

Points from Turnovers 10 15

Paint 26 42

Second Chance 10 14

Fast Breaks 4 6

Bench 7 12

Period by Period Scoring

	1st	2nd	3rd	4th	TOT
ILL	18	18	21	25	82
UMD	20	18	22	30	90

## GAME 19: MICHIGAN 79, MARYLAND 77 (OT)

Official Basketball Box Score - Final  
**Maryland at Michigan**  
 01/24/24 Crisler Center, Ann Arbor  
 2023-24 Women's Basketball

Game Time: 7:00 PM  
 Game Duration: 2:24  
 Attendance: 2,586

NO.	Name	Min	FG	3P	FT	Rebounds		Fouls		TP	AS	TO	ST	Blocks			+/-
						OR	DR	PF	FF					BS	BA	+	
5	Brinae Alexander	F 22:49	2-4	2-4	0-0	0	1	1	5	1	6	1	1	3	1	0	14
14	Allie Kubek	F 35:06	2-4	1-2	9-10	1	1	2	2	8	14	2	3	2	0	0	3
0	Shyanne Sellers	G 36:07	5-11	0-2	1-2	1	3	4	5	6	11	3	9	1	0	0	-4
11	Jakia Brown-Turner	G 44:20	9-15	2-3	1-3	1	5	6	1	3	21	7	0	0	0	0	-4
24	Bri McDaniel	G 08:58	2-3	1-2	0-0	1	0	1	1	3	5	1	4	1	0	0	1
3	Lavender Briggs	39:18	6-13	1-3	1-2	0	6	6	3	2	14	2	1	0	0	0	-4
13	Faith Masonius	22:47	1-3	0-0	0-0	1	3	4	3	0	2	2	1	0	0	-9	
34	Emily Fisher	15:36	2-3	0-0	0-0	0	1	1	3	0	4	0	1	0	0	-1	
Team						2	2	4			0	1					
<b>Totals</b>			29-56	7-16	12-17	7	22	29	25	21	77	16	21	10	4	0	-2

Record: 14-6 (5-3) Officials: Dee Kahrner, Brian Garland, Maggie Tiesan

Shooting By Period  
 1st FG% 10-16 62.5%  
 2nd FG% 9-14 64.3%  
 3rd FG% 4-12 33.3%  
 4th FG% 3-9 33.3%

Technical Fouls: NONE

Dead Ball Rebounds: 5, 1

## GAME 20: PENN STATE 112, MARYLAND 76

Official Basketball Box Score - Final  
**Maryland at Penn St.**  
 01/28/24 Bryce Jordan Center, State College  
 2023-24 Women's Basketball

Game Time: 1:00 PM  
 Game Duration: 1:52  
 Attendance: 3,532

NO.	Name	Min	FG	3P	FT	Rebounds		Fouls		TP	AS	TO	ST	Blocks			+/-
						OR	DR	PF	FF					BS	BA	+	
5	Brinae Alexander	F 26:02	3-10	2-7	2-2	0	1	1	2	10	3	3	2	0	1	-30	
14	Allie Kubek	F 16:23	1-4	0-0	2-2	2	1	3	0	2	4	0	1	1	1	-16	
0	Shyanne Sellers	G 08:56	2-2	0-0	0-0	2	0	0	1	2	4	2	1	0	0	-6	
11	Jakia Brown-Turner	G 30:15	9-17	2-3	1-1	3	6	3	4	21	3	2	2	0	0	-10	
24	Bri McDaniel	G 29:17	3-11	2-5	4-6	0	1	1	3	4	12	4	3	1	0	-18	
3	Lavender Briggs	34:17	4-8	0-0	1-2	1	4	5	3	3	9	1	1	0	0	-28	
13	Faith Masonius	27:33	3-5	0-0	0-0	1	3	4	3	2	6	3	2	1	0	-30	
34	Emily Fisher	21:07	3-6	0-0	2-2	0	2	2	2	2	8	0	1	0	0	-31	
20	Hawa Doubouyoua	01:12	0-0	0-0	0-0	0	2	2	0	0	0	0	1	0	0	0	
33	Summer Bostock	02:40	0-0	0-0	2-2	0	0	0	0	1	2	0	0	0	0	-9	
30	Mary Sareen	01:49	0-0	0-0	0-0	0	0	0	0	0	0	0	0	0	0	-3	
15	Zen Nuako	00:31	0-1	0-0	0-0	0	0	0	0	0	0	0	0	0	0	0	
Team						5	0	5			0	0					
<b>Totals</b>			28-64	6-15	14-19	12	17	29	18	22	76	16	15	7	2	-36	

Record: 15-5 (6-3) Officials: Nykessa Thompson, Tara Cruse, Brad Maxwell

Shooting By Period  
 1st FG% 8-17 47.1%  
 2nd FG% 0-11 0.0%  
 3rd FG% 12-17 70.6%  
 4th FG% 5-19 26.3%

Technical Fouls: NONE

Dead Ball Rebounds: 2, 0

Myrind Mich

Biggest lead 16 (3<sup>rd</sup> 9:45) 3 (1<sup>st</sup> OT 4:10)

Best Scoring Run 8 (1<sup>st</sup> 7:08) 11 (1<sup>st</sup> OT 4:40)

Lead Changes 3 8

Times Tied 4

Time with Lead 39:29 02:22

Points from Turnovers 30 15

Paint 40 34

Second Chance 10 14

Fast Breaks 4 2

Bench 20 12

Period by Period Scoring

	1st	2nd	3rd	4th	OT	TOT
Myrind	23	23	12	9	0	77
Mich	17	14	19	17	12	79

UMD PSU

Biggest lead 0 (1<sup>st</sup> 10:00) 36 (4<sup>th</sup> 0:35)

Best Scoring Run 10 (2<sup>nd</sup> 6:32) 10 (4<sup>th</sup> 9:01)

Lead Changes 0 3

Times Tied 0

Time with Lead 00:00 38:52

Points from Turnovers 19 15

Paint 34 40

Second Chance 8 10

Fast Breaks 10 35

Bench 25 37

Period by Period Scoring

	1st	2nd	3rd	4th	TOT
UMD	9	23	28	16	76
PSU	18	27	34	33	112

2023-24 STATISTICS

GAME 21: INDIANA 87, MARYLAND 73



Official Basketball Box Score - Final
Indiana at Maryland
01/31/24 XFINITY Center, College Park
2023-24 Women's Basketball

Game Time: 7:00 PM
Game Duration: 1:51
Attendance: 1,737

Table with columns: NO. Name, Min, FG M-A, 3P M-A, FT M-A, Rebounds OR DR TOT, Fouls PF FD, TP, AS, TO, ST, Blocks BS BA +/-

Shooting By Period: 1st FG% 9-18 44.4%, 3PT% 6-14 42.9%, 2nd FG% 11-14 78.6%, 3PT% 2-4 50.0%, 3rd FG% 5-15 33.3%, 4th FG% 4-10 40.0%

Table with columns: NO. Name, Min, FG M-A, 3P M-A, FT M-A, Rebounds OR DR TOT, Fouls PF FD, TP, AS, TO, ST, Blocks BS BA +/-

Shooting By Period: 1st FG% 5-15 33.3%, 3PT% 0-0 0.0%, 2nd FG% 7-14 50.0%, 3PT% 2-2 100.0%, 3rd FG% 9-12 75.0%, 4th FG% 5-15 33.3%

Summary table with columns: IND, UMD, Biggest lead, Best Scoring Run, Lead Changes, Times Tied, Time with Lead

GAME 23: MARYLAND 67, RUTGERS 59



Official Basketball Box Score - Final
Maryland at Rutgers
02/06/24 Jersey Mike's Arena, Piscataway
2023-24 Women's Basketball

Game Time: 8:30 PM
Game Duration: 2:03
Attendance: 1,328

Table with columns: NO. Name, Min, FG M-A, 3P M-A, FT M-A, Rebounds OR DR TOT, Fouls PF FD, TP, AS, TO, ST, Blocks BS BA +/-

Shooting By Period: 1st FG% 6-20 30.0%, 3PT% 2-5 40.0%, 2nd FG% 8-20 40.0%, 3PT% 1-6 16.7%, 3rd FG% 6-20 30.0%, 4th FG% 2-8 25.0%

Table with columns: NO. Name, Min, FG M-A, 3P M-A, FT M-A, Rebounds OR DR TOT, Fouls PF FD, TP, AS, TO, ST, Blocks BS BA +/-

Shooting By Period: 1st FG% 4-10 40.0%, 3PT% 0-0 0.0%, 2nd FG% 7-17 41.2%, 3PT% 1-5 20.0%, 3rd FG% 5-12 41.7%, 4th FG% 6-14 42.9%

Summary table with columns: UMD, RU, Biggest lead, Best Scoring Run, Lead Changes, Times Tied, Time with Lead

GAME 22: IOWA 93, MARYLAND 85



Official Basketball Box Score - Final
Iowa at Maryland
02/03/24 XFINITY Center, College Park
2023-24 Women's Basketball

Game Time: 8:00 PM
Game Duration: 2:01
Attendance: 17,950

Table with columns: NO. Name, Min, FG M-A, 3P M-A, FT M-A, Rebounds OR DR TOT, Fouls PF FD, TP, AS, TO, ST, Blocks BS BA +/-

Shooting By Period: 1st FG% 10-20 50.0%, 3PT% 7-9 77.8%, 2nd FG% 12-20 60.0%, 3PT% 0-5 0.0%, 3rd FG% 8-17 47.1%

Table with columns: NO. Name, Min, FG M-A, 3P M-A, FT M-A, Rebounds OR DR TOT, Fouls PF FD, TP, AS, TO, ST, Blocks BS BA +/-

Shooting By Period: 1st FG% 8-18 44.4%, 3PT% 2-6 33.3%, 2nd FG% 1-2 50.0%, 3PT% 1-8 12.5%, 3rd FG% 9-15 60.0%

Summary table with columns: IOW, UMD, Biggest lead, Best Scoring Run, Lead Changes, Times Tied, Time with Lead

GAME 24: MARYLAND 69, ILLINOIS 53



Official Basketball Box Score - Final
Maryland at Illinois
02/11/24 State Farm Center, Champaign
2023-24 Women's Basketball

Game Time: 2:00 PM
Game Duration: 1:47
Attendance: 3,185

Table with columns: NO. Name, Min, FG M-A, 3P M-A, FT M-A, Rebounds OR DR TOT, Fouls PF FD, TP, AS, TO, ST, Blocks BS BA +/-

Shooting By Period: 1st FG% 7-17 41.2%, 3PT% 0-1 0.0%, 2nd FG% 5-11 45.5%, 3PT% 0-2 0.0%, 3rd FG% 5-11 45.5%

Table with columns: NO. Name, Min, FG M-A, 3P M-A, FT M-A, Rebounds OR DR TOT, Fouls PF FD, TP, AS, TO, ST, Blocks BS BA +/-

Shooting By Period: 1st FG% 4-10 40.0%, 3PT% 0-0 0.0%, 2nd FG% 7-17 41.2%, 3PT% 1-5 20.0%, 3rd FG% 5-12 41.7%

Summary table with columns: UMD, ILL, Biggest lead, Best Scoring Run, Lead Changes, Times Tied, Time with Lead

# 2023-24 STATISTICS

## GAME 25: MARYLAND 77, PENN STATE 62



Official Basketball Box Score - Final  
**Penn St. at Maryland**  
02/18/24 XFINITY Center, College Park  
2023-24 Women's Basketball

Game Time: 1:00 PM  
Game Duration: 1:56  
Attendance: 9,443

Penn St. - 62      Record: 16-10 (7-8)      Officials: Jesse Dickerson, Maggie Tieman, Jamie Brodrick

NO. Name	Min	FG M-A	3P M-A	FT M-A	Rebounds		Fouls		TP	AS	ST	Blocks			+/-	
					OR	DR	PF	FD				BS	BA	BB		
1 Ali Brigham	G 25:50	7-8	0-0	0-0	2	4	6	3	0	14	0	0	0	0	-17	
0 Ashley Owusu	G 20:02	2-6	0-2	3-5	0	1	1	4	4	7	3	6	3	0	-12	
4 Shay Cizki	G 23:24	1-5	0-3	0-0	0	0	0	2	0	2	3	1	1	0	-11	
5 Leliana Kaprus	G 29:39	4-8	0-1	0-3	2	6	8	3	2	8	3	5	2	0	-10	
20 Makenna Marisa	G 22:25	3-12	3-9	4-4	0	2	2	1	3	13	0	2	0	0	-10	
3 Moriah Murray	G 21:33	2-6	2-5	0-0	0	2	2	1	0	1	2	1	0	0	-9	
10 Chanaya Pinto	G 13:41	0-1	0-0	0-0	0	0	0	2	0	0	0	3	2	0	0	
22 Alli Campbell	G 21:50	1-3	0-2	0-0	1	3	4	1	3	2	3	1	1	0	-7	
14 Kylie Lavelle	G 09:28	0-1	0-0	1-2	1	1	2	3	1	1	0	0	1	1	0	
12 Jayla Oden	G 10:41	3-6	1-2	2-2	0	0	0	2	9	0	0	0	0	0	-5	
7 Grace Hall	G 01:27	0-0	0-0	0-0	0	0	0	0	0	0	0	0	0	0	-1	
<b>Team</b>					4	2	6		0							
<b>Totals</b>		23-56	6-24	10-16	10	21	31	20	17	62	13	26	11	1	3	-15

Shooting By Period	
1st FG%	6-15 40.0%
3PT%	1-6 16.7%
FT%	0-1 0%
2nd FG%	4-13 30.8%
3PT%	2-7 28.6%
FT%	3-3 100%
3rd FG%	5-13 38.5%
3PT%	2-7 28.6%
FT%	2-4 50%
4th FG%	8-15 53.3%
3PT%	1-4 25.0%
FT%	5-8 62.5%
GM FG%	23-56 41.1%
3PT%	6-24 25.0%
FT%	10-16 62.5%

Dead Ball Rebounds: 3 / 1

Maryland - 77      Record: 15-10 (7-7)      Technical Fouls: NONE

NO. Name	Min	FG M-A	3P M-A	FT M-A	Rebounds		Fouls		TP	AS	ST	Blocks			+/-	
					OR	DR	PF	FD				BS	BA	BB		
5 Brinae Alexander	F 26:49	3-8	2-7	0-0	0	1	1	1	8	1	0	1	0	0	9	
13 Faith Masonius	F 24:57	1-5	0-0	1-2	1	1	2	3	1	3	2	2	3	0	6	
0 Shayanne Sellers	G 38:42	5-9	2-2	5-6	0	9	9	4	7	17	9	3	2	1	0	
3 Lavender Briggs	G 23:33	2-4	0-0	1-2	3	2	2	4	1	4	1	0	0	0	-1	
11 Jakia Brown-Turner	G 31:12	12-17	2-4	6-8	1	6	7	1	6	32	0	3	3	0	13	
14 Allie Kubek	G 20:34	3-5	0-0	3-3	1	0	1	2	3	9	4	1	0	2	0	
24 Bri McDaniel	G 12:18	0-5	0-1	0-0	1	2	3	2	0	1	4	1	0	1	3	
34 Emily Fisher	G 19:31	1-4	0-0	1-2	3	1	0	2	2	2	1	1	0	0	12	
20 Hawa Doumbouya	G 01:56	1-1	0-0	0-0	0	0	0	0	2	0	2	1	0	0	-4	
15 Zen Nuako	G 00:14	0-0	0-0	0-0	0	0	0	0	0	0	0	0	0	0	-2	
30 Mary Sareen	G 00:14	0-0	0-0	0-0	0	0	0	0	0	0	0	0	0	0	-2	
<b>Team</b>					2	2	4		0							
<b>Totals</b>		28-58	6-14	15-19	8	25	33	17	20	77	20	19	11	3	1	15

Shooting By Period	
1st FG%	8-17 47.1%
3PT%	2-6 33.3%
FT%	1-2 50%
2nd FG%	1-3 23.1%
3PT%	0-2 0%
FT%	3-4 75%
3rd FG%	7-15 46.7%
3PT%	2-4 50.0%
FT%	9-11 81.8%
4th FG%	10-13 76.9%
3PT%	2-2 100.0%
FT%	2-2 100%
GM FG%	28-58 48.3%
3PT%	6-14 42.9%
FT%	15-19 78.9%

Dead Ball Rebounds: 4 / 1

Biggest lead	PSU		UMD		Points from Turnovers	PSU	UMD	Period by Period Scoring
	Turnovers	PSU	UMD	1st				
Best Scoring Run	8 (3rd 7:20)	23 (4th 4:26)	11	12 (3rd 4:10)	Paint	30	36	
Lead Changes	11	9	11	11	Second Chance	9	11	
Times Tied	9	7	9	7	Fast Breaks	7	20	
Time with Lead	05:07	28:19	18	13	Bench	18	13	

## GAME 26: MARYLAND 81, RUTGERS 61



Official Basketball Box Score - Final  
**Rutgers at Maryland**  
02/21/24 XFINITY Center, College Park  
2023-24 Women's Basketball

Game Time: 7:00 PM  
Game Duration: 1:55  
Attendance: 5,192

Rutgers - 62      Record: 8-21 (2-14)      Officials: Brian Hall, Brian Gartand, Xiomara Cruz-Johnson

NO. Name	Min	FG M-A	3P M-A	FT M-A	Rebounds		Fouls		TP	AS	ST	Blocks			+/-
					OR	DR	PF	FD				BS	BA	BB	
1 Destiny Adams	F 21:01	7-14	0-0	1-1	3	5	8	5	2	15	3	2	0	0	-9
4 Antonia Bates	F 34:30	0-5	0-3	0-0	0	2	2	2	1	0	4	2	0	1	-18
54 Chynna Cormwell	F 28:36	3-5	0-0	3-6	4	4	8	4	3	9	0	0	0	0	-25
0 Jillian Hueter	G 27:01	2-10	2-6	0-0	0	2	3	2	6	2	0	1	0	0	-18
3 Mya Petticoat	G 25:16	3-10	0-2	2-2	2	1	3	0	2	8	1	2	2	0	-11
20 Erica Lafayette	G 17:10	1-4	0-3	0-0	1	1	0	0	1	0	0	0	0	0	-14
22 Kassandra Brown	F 25:05	4-9	0-1	3-3	1	7	8	5	6	11	3	2	0	1	1
24 Lisa Thompson	G 20:34	3-7	0-2	5-6	1	1	2	2	3	11	1	3	2	1	0
11 Awa Sidibe	G 00:47	0-0	0-0	0-0	0	0	0	0	0	0	0	0	0	0	-2
<b>Team</b>					1	3	4		0						
<b>Totals</b>		23-64	2-17	14-18	12	26	38	21	19	62	14	15	5	3	-19

Shooting By Period	
1st FG%	7-17 41.2%
3PT%	0-4 0.0%
FT%	2-4 50%
2nd FG%	1-12 8.3%
3PT%	0-4 0.0%
FT%	2-2 100%
3rd FG%	11-19 57.9%
3PT%	1-6 16.7%
FT%	4-4 100%
4th FG%	4-16 25.0%
3PT%	1-3 33.3%
FT%	6-8 75%
GM FG%	23-64 35.9%
3PT%	2-17 11.8%
FT%	14-18 77.8%

Dead Ball Rebounds: 2 / 0

Maryland - 81      Record: 16-10 (8-7)      Technical Fouls: NONE

NO. Name	Min	FG M-A	3P M-A	FT M-A	Rebounds		Fouls		TP	AS	ST	Blocks			+/-
					OR	DR	PF	FD				BS	BA	BB	
5 Brinae Alexander	F 21:34	4-12	4-12	0-0	0	2	2	3	0	12	0	0	0	0	9
13 Faith Masonius	F 16:05	1-2	0-1	0-0	0	2	2	1	0	2	2	5	0	0	17
0 Shayanne Sellers	G 37:29	6-11	2-4	7-8	2	8	10	3	6	21	8	1	2	1	0
11 Jakia Brown-Turner	G 29:25	5-10	1-3	3	5	8	3	3	11	1	0	0	0	0	8
24 Bri McDaniel	G 34:25	4-10	1-3	4-4	1	1	2	4	3	14	4	2	0	0	19
3 Lavender Briggs	G 09:57	1-3	0-0	0-0	2	3	5	0	2	2	0	1	0	0	7
14 Allie Kubek	G 26:31	7-14	0-0	2-4	2	4	3	4	16	2	1	1	1	0	2
34 Emily Fisher	G 20:12	1-3	0-0	0-0	4	3	7	2	1	2	1	1	0	0	2
20 Hawa Doumbouya	G 04:22	1-1	0-0	0-2	0	0	0	2	1	2	0	1	0	0	2
<b>Team</b>					0	4	4		0						
<b>Totals</b>		30-66	7-21	14-21	14	30	44	19	21	81	18	13	3	3	19

Shooting By Period	
1st FG%	7-17 41.2%
3PT%	2-6 33.3%
FT%	5-7 71.4%
2nd FG%	9-14 64.3%
3PT%	2-3 66.7%
FT%	2-2 100%
3rd FG%	7-17 41.2%
3PT%	1-5 20.0%
FT%	2-3 66.7%
4th FG%	7-18 38.9%
3PT%	2-7 28.6%
FT%	5-9 55.6%
GM FG%	30-66 45.5%
3PT%	7-21 33.3%
FT%	14-21 66.7%

Dead Ball Rebounds: 3 / 1

Biggest lead	RUT		UMD		Points from Turnovers	RUT	UMD	Period by Period Scoring
	Turnovers	RUT	UMD	1st				
Best Scoring Run	11 (3rd 0:37)	14 (2nd 3:42)	17	26	Paint	26	38	
Lead Changes	11	11	11	11	Second Chance	11	10	
Times Tied	0	0	0	0	Fast Breaks	4	16	
Time with Lead	00:08	39:22	24	22	Bench	24	22	

## GAME 27: OHIO STATE 79, MARYLAND 66



Official Basketball Box Score - Final  
**Maryland at Ohio St.**  
02/25/24 Value City Arena, Columbus  
2023-24 Women's Basketball

Game Time: 2:00 PM  
Game Duration: 1:49  
Attendance: 10,790

Maryland - 66      Record: 16-11 (8-8)      Officials: Felicia Grinter, Jesse Dickerson, Mark Resch

NO. Name	Min	FG M-A	3P M-A	FT M-A	Rebounds		Fouls		TP	AS	ST	Blocks			+/-
					OR	DR	PF	FD				BS	BA	BB	
5 Brinae Alexander	F 28:53	5-9	5-9	1-2	1	4	5	3	1	16	0	3	1	0	-10
13 Faith Masonius	F 32:07	3-5	0-0	2-2	2	4	4	1	1	8	1	0	0	0	-4
0 Shayanne Sellers	G 27:47	2-10	0-1												

# 2023-24 STATISTICS

## GAME 29: INDIANA 71, MARYLAND 54



Official Basketball Box Score - Final  
**Maryland at Indiana**  
 03/03/24 Simon Skjodt Assembly Hall, Bloomington, Indiana  
 2023-24 Women's Basketball

Game Time: 3:00 PM  
 Game Duration: 1:49  
 Attendance: 12,402

Officials: Felicia Grinter, Nykesha Thompson, Ange Erlund

NO. Name	Min	FG		3P		FT		Rebounds		Fouls		TP	AS	TO	ST	Blocks			+/-
		M-A	M-A	M-A	M-A	OR	DR	TOT	PF	FD	BS					BA	BL		
5 Brinae Alexander	F 36:16	2-7	0-0	0-0	0-0	0	1	1	2	1	4	2	0	3	0	1	0	1	-9
13 Faith Masonius	F 21:43	3-5	0-0	1-2	2	3	5	5	2	7	0	1	1	0	0	0	0	0	-8
0 Shyanne Sellers	G 34:05	3-13	0-2	5-6	2	4	6	3	4	11	3	4	0	0	0	0	0	0	-14
11 Jakia Brown-Turner	G 40:00	5-17	2-4	3-4	4	9	13	2	2	15	1	4	0	0	0	0	0	0	-17
24 Bri McDaniel	G 32:03	4-19	1-4	4-4	2	2	4	4	4	13	2	2	1	0	0	4	0	0	-16
14 Allie Kubek	F 17:38	1-3	0-0	0-3	1	0	1	1	2	2	2	1	0	0	0	0	0	0	-7
34 Emily Fisher	F 17:49	1-3	0-2	0-0	2	4	6	1	3	2	0	0	0	0	0	1	0	0	-12
20 Hawa Doumbouya	G 00:27	0-0	0-0	0-0	0	0	0	0	0	0	0	0	0	0	0	0	0	0	-2
<b>Team</b>																			
<b>Totals</b>		19:67	3-16	13-19	16	26	42	18	18	54	10	13	5	1	5	1	5	1	-17

Technical Fouls:NONE

Shooting By Period		
1st FG%	5-19	26.3%
3PT%	2-6	33.3%
FT%	2-2	100%
2nd FG%	5-16	31.3%
3PT%	0-5	0.0%
FT%	0-2	0%
3rd FG%	6-16	37.5%
3PT%	0-2	0.0%
FT%	3-4	75%
4th FG%	3-16	18.8%
3PT%	1-3	33.3%
FT%	8-11	72.7%
GM FG%	19-67	28.4%
3PT%	3-16	18.8%
FT%	13-19	68.4%

Dead Ball Rebounds: 4, 0

Indiana - 71

Record: 24-4 (15-3)

NO. Name	Min	FG		3P		FT		Rebounds		Fouls		TP	AS	TO	ST	Blocks			+/-
		M-A	M-A	M-A	M-A	OR	DR	TOT	PF	FD	BS					BA	BL		
54 Mackenzie Holmes	F 22:38	5-5	0-0	1-1	0	6	6	1	4	11	0	1	0	1	0	0	0	1	12
12 Yarden Garzon	G 26:15	6-14	4-8	1-2	2	2	4	5	3	17	2	5	1	1	0	0	0	0	16
14 Sara Scalia	G 37:22	6-13	4-8	3-3	0	8	8	1	1	19	1	1	1	1	0	0	0	0	16
22 Chloe Moore-McNeil	G 34:46	1-7	0-4	8-8	0	6	6	4	6	10	8	1	1	1	0	0	0	0	22
33 Sydney Parrish	G 33:25	4-8	0-3	2-2	0	6	6	4	2	10	0	3	1	1	0	0	0	0	12
52 Lily Meister	G 13:50	0-0	0-0	1-2	2	1	3	0	1	1	0	1	1	1	0	0	0	0	2
1 Lexus Bargesser	F 18:12	1-4	0-0	0-0	1	2	3	2	0	2	3	1	0	0	0	0	1	1	
20 Julianna LaMendola	G 06:23	0-0	0-0	1-2	0	1	1	0	1	1	0	1	1	0	0	0	0	5	
21 Henna Sandvik	G 03:05	0-1	0-1	0-0	0	0	0	0	0	0	0	0	0	0	0	0	0	0	
5 Lenée Beaumont	G 03:01	0-0	0-0	0-0	0	2	2	1	0	0	0	0	0	0	0	0	0	0	
25 Anielle Wisne	G 01:04	0-0	0-0	0-0	0	0	0	0	0	0	0	0	0	0	0	0	0	0	
<b>Team</b>																			
<b>Totals</b>		23:52	8-24	17-20	5	34	39	18	18	71	14	14	6	5	1	17			

Technical Fouls:NONE

Dead Ball Rebounds: 1, 0

	UMD	IND
Biggest lead	0 (1st 10:00)	21 (2nd 2:14)
Best Scoring Run	12 (1st 2:23)	15 (2nd 2:52)
Lead Changes	0	
Times Tied	0	
Time with Lead	00:00	39:29

Points from	UMD		IND		Period by Period Scoring					
	Turnovers	11	16		1st	2nd	3rd	4th	TOT	
Paint	28	28								
Second Chance	12	5			UMD	14	10	15	5	54
Fast Breaks	7	18			IND	21	18	16	16	71
Bench	4	4								

## GAME 30: MARYLAND 75, ILLINOIS 65



Official Basketball Box Score - Final  
**Illinois at Maryland**  
 03/07/24 Target Center, Minneapolis  
 2023-24 Women's Basketball

Game Time: 11:30 AM  
 Game Duration: 1:51

Officials: Cameron Inouye, Tiara Cruise, Bruce Morris

NO. Name	Min	FG		3P		FT		Rebounds		Fouls		TP	AS	TO	ST	Blocks			+/-
		M-A	M-A	M-A	M-A	OR	DR	TOT	PF	FD	BS					BA	BL		
44 Kendall Bostic	F 35:59	5-9	1-2	0-0	2	9	11	5	0	11	0	5	2	2	0	1	0	0	-8
41 Camille Hobby	C 36:59	7-11	0-2	2-2	2	5	7	4	3	16	0	2	2	2	0	0	1	0	-9
1 Genesis Bryant	G 38:34	5-11	0-4	3-4	0	2	2	4	6	13	4	4	0	0	1	0	0	0	-9
3 Makira Cook	G 39:13	7-24	1-4	2-2	2	3	5	3	4	17	8	2	0	0	0	1	0	0	-9
24 Adalia McKenzie	G 21:23	0-6	0-0	0-0	2	1	3	2	0	0	1	1	0	0	0	0	0	0	-6
5 Gretchen Dolan	G 20:51	2-5	0-2	1-2	2	2	4	2	2	5	1	0	0	0	0	0	0	0	-18
22 Shay Bolin	G 07:01	1-1	1-1	0-0	0	0	0	2	0	2	0	0	0	0	0	0	0	0	-12
<b>Team</b>																			
<b>Totals</b>		27:67	3-15	8-10	13	25	38	22	15	65	14	16	4	2	5	10			

Technical Fouls:NONE

Shooting By Period		
1st FG%	11-16	68.8%
3PT%	1-3	33.3%
FT%	1-2	50%
2nd FG%	5-16	31.3%
3PT%	1-4	25.0%
FT%	2-2	100%
3rd FG%	6-20	30.0%
3PT%	1-3	33.3%
FT%	0-0	0%
4th FG%	5-15	33.3%
3PT%	0-5	0.0%
FT%	5-6	83.3%
GM FG%	27-67	40.3%
3PT%	3-15	20.0%
FT%	8-10	80.0%

Dead Ball Rebounds: 2, 0

Maryland - 75

Record: 18-12

NO. Name	Min	FG		3P		FT		Rebounds		Fouls		TP	AS	TO	ST	Blocks			+/-
		M-A	M-A	M-A	M-A	OR	DR	TOT	PF	FD	BS					BA	BL		
5 Brinae Alexander	F 36:24	4-9	3-7	1-2	0	6	6	3	4	12	3	1	1	0	0	0	0	0	10
13 Faith Masonius	F 21:14	2-7	0-0	1-2	2	1	3	1	3	5	0	1	1	0	0	0	0	0	6
0 Shyanne Sellers	G 25:53	4-7	0-0	3-4	0	1	1	5	3	11	8	4	1	2	0	0	0	0	2
11 Jakia Brown-Turner	G 40:00	5-15	1-2	3-4	3	5	8	1	5	14	2	2	2	0	1	0	0	0	10
24 Bri McDaniel	G 39:14	8-14	0-1	4-8	1	9	10	3	5	20	0	4	3	0	0	0	0	8	
14 Allie Kubek	G 30:43	4-10	2-2	3-4	4	2	6	1	2	13	1	0	0	0	0	0	0	0	12
34 Emily Fisher	G 06:32	0-2	0-0	0-0	0	2	2	1	0	0	0	2	0	0	0	1	0	0	0
<b>Team</b>																			
<b>Totals</b>		27:64	6-12	15-24	16	27	47	15	22	75	14	15	6	5	2	10			

Technical Fouls:NONE

Shooting By Period		
1st FG%	4-18	22.2%
3PT%	1-2	50.0%
FT%	1-2	50%
2nd FG%	9-20	45.0%
3PT%	4-7	57.1%
FT%	3-4	75%
3rd FG%	9-13	69.2%
3PT%	1-2	50.0%
FT%	1-2	50%
4th FG%	5-13	38.5%
3PT%	0-1	0.0%
FT%	10-16	62.5%
GM FG%	27-64	42.2%
3PT%	6-12	50.0%
FT%	15-24	62.5%

Dead Ball Rebounds: 2, 0

	ILL	MAR
Biggest lead	14 (1st 0:45)	10 (4th 0:08)
Best Scoring Run	8 (1st 5:33)	11 (3rd 0:47)
Lead Changes	3	
Times Tied	1	
Time with Lead	26:08	12:49

Points from	ILL		MAR		Period by Period Scoring					
	Turnovers	11	24		1st	2nd	3rd	4th	TOT	
Paint	40	40								
Second Chance	9	13			ILL	24	13	13	15	65
Fast Breaks	9	10			MAR	10	25	20	20	75
Bench	8	13								

## GAME 31: MARYLAND 82, OHIO STATE 61



Official Basketball Box Score - Final  
**Maryland at Ohio St.**  
 03/08/24 Target Center, Minneapolis  
 2023-24 Women's Basketball

Game Time: 11:30 AM  
 Game Duration: 1:59

Officials: Tiara Cruise, Bryan Enterline, Tim Daley

0



**SHYANNE SELLERS**

G • 6-2 • Jr. • Aurora, OH / Aurora

	GP-GS	PPG	RPG	APG	FG%	3FG%	FT%
2023-24	30-30	15.5	5.8	5.5	43.0	30.2	84.2
Career	97-70	12.3	4.8	4.0	44.8	32.2	81.3
Career Highs	Pts: 29	3FG: 5	Reb: 13	Ast: 11	Stl: 5	Blk: 2	Min: 40

- 2024 All-Big Ten First Team honoree
- 2023 All Big Ten First Team (media), Second Team (coaches), All-Defensive Team honoree
- 2022 Big Ten Sixth Player of the Year; All-Freshman Team honoree
- Named to Nancy Lieberman Award watch list for nation's top point guard
- Named to Wooden Award Preseason Top 50 Watch List

2



**RILEY NELSON**

G • 6-1 • Fr. • Clarksburg, MD / The Bullis School

	GP-GS	PPG	RPG	APG	FG%	3FG%	FT%
2023-24	16-0	5.1	1.3	0.8	44.3	18.8	76.2
Career	16-0	5.1	1.3	0.8	44.3	18.8	76.2
Career Highs	Pts: 15	3FG: 1	Reb: 5	Ast: 3	Stl: 1	Blk: 1	Min: 34

- Big Ten Sportsmanship Award recipient
- Suffered an ACL tear during Jan. 14 game vs. Purdue
- A five-star recruit, the No. 17-ranked incoming freshman overall by Blue Star Basketball and No. 18 by ESPN
- 2023 McDonald's All-American, Jordan Brand All-American
- Named the Maryland Gatorade Player of the Year in 2022 and 2023
- Averaged 16.6 points and 10.9 rebounds per game as a senior,

3



**LAVENDER BRIGGS**

G • 6-1 • Gr. • Provo, UT / Provo (Florida)

	GP-GS	PPG	RPG	APG	FG%	3FG%	FT%
2023-24	21-10	8.7	5.0	1.3	40.7	37.5	72.2
Career	117-77	11.9	5.4	1.9	39.7	34.2	68.8
Career Highs	Pts: 41	3FG: 6	Reb: 13	Ast: 8	Stl: 3	Blk: 3	Min: 44

- Has scored in double figures in 9 games this season
- Transferred to Maryland in January 2022
- As a sophomore in 2020-21 at Florida, led team in scoring with 19.4 points per game
- All-SEC Second Team honoree in 2021
- Voted team captain by teammates

5



**BRINAE ALEXANDER**

GF • 6-0 • Gr. • Murfreesboro, TN / Riverdale (Vanderbilt)

	GP-GS	PPG	RPG	APG	FG%	3FG%	FT%
2023-24	31-31	9.3	2.9	1.1	38.7	38.7	70.6
Career	131-86	11.0	3.4	1.3	40.7	37.8	75.2
Career Highs	Pts: 29	3FG: 7	Reb: 11	Ast: 6	Stl: 6	Blk: 2	Min: 43

- Big Ten Player of the Week Honor Roll (Feb. 27, 2023)
- Reached 1,000 career points with 20 in win over Rutgers (1/15/23), her 83rd career game
- Has scored in double figures in 26 games at Maryland
- Voted team captain by teammates

11



**JAKIA BROWN-TURNER**

G • 6-0 • Gr. • Oxon Hill, MD / Bishop McNamara (NC State)

	GP-GS	PPG	RPG	APG	FG%	3FG%	FT%
2023-24	30-30	14.0	6.6	1.8	45.6	35.3	76.3
Career	154-153	11.0	4.7	1.9	42.8	34.5	73.1
Career Highs	Pts: 32	3FG: 4	Reb: 13	Ast: 8	Stl: 4	Blk: 3	Min: 47

- 2024 All-Big Ten Second Team (coaches), Honorable Mention (media)
- Naismith Preseason Watch List (2022)
- Associated Press All-American (Honorable Mention, 2021)
- Consensus First Team All-ACC honoree (2021)
- Scored in double figures in 23 games this year and in 90 career games
- Voted team captain by teammates

13



**FAITH MASONIUS**

GF • 6-1 • Gr. • Belmar, NJ / Manasquan

	GP-GS	PPG	RPG	APG	FG%	3FG%	FT%
2023-24	31-14	6.1	3.7	2.5	50.0	33.3	78.9
Career	136-50	5.9	4.2	2.0	49.8	27.0	77.9
Career Highs	Pts: 16	3FG: 2	Reb: 12	Ast: 8	Stl: 5	Blk: 3	Min: 39

- Big Ten Sportsmanship Award recipient
- Named to Fort Myers Tip-Off All-Tournament Team after averaging 10.3 pts, 6.7 rebs and 62% from the field in three games
- Academic All-Big Ten honoree in 2021
- Voted team captain by teammates

14



**ALLIE KUBEK**

F • 6-2 • R-Jr. • Elkton, MD / Sanford School (Towson)

	GP-GS	PPG	RPG	APG	FG%	3FG%	FT%
2023-24	31-17	8.3	4.0	0.6	50.5	42.9	70.4
Career	85-70	10.8	5.6	1.1	49.3	34.4	64.3
Career Highs	Pts: 28	3FG: 4	Reb: 16	Ast: 4	Stl: 3	Blk: 4	Min: 43

- Has scored in double figures in 13 games this season
- Named to the All-CAA Third Team in 2022
- Tore left ACL on Sept. 17, 2022

15



**ZEN NUAKO**

G • 5-6 • Fr. • Bowie, MD / Plano Senior (TX)

	GP-GS	PPG	RPG	APG	FG%	3FG%	FT%
2023-24	7-0	0.0	0.4	0.0	0.00	0.00	0.00
Career	7-0	0.0	0.4	0.0	0.00	0.00	0.00
Career Highs	Pts: 7	3FG: 0	Reb: 2	Ast: 0	Stl: 0	Blk: 0	Min: 2

- Walk-on that joined the team in September
- Named 2nd Team All-District, Academic All-District, and Athletic Achievement honoree

20



**HAWA DOUMBOUYA**

C • 6-5 • Fr. • Bronx, NY / Our Lady of Mount Carmel (MD)

	GP-GS	PPG	RPG	APG	FG%	3FG%	FT%
2023-24	13-0	2.1	1.5	0.5	57.9	0.00	41.7
Career	13-0	2.1	1.5	0.5	57.9	0.00	41.7
Career Highs	Pts: 8	3FG: 0	Reb: 5	Ast: 3	Stl: 1	Blk: 2	Min: 9

- Played at Our Lady of Mount Carmel (Md.), where she averaged 9 points, 7 rebounds, 2 assists and 3 blocks as a junior
- Helped her team win the IAAM B conference Championship in 2022
- Played AAU with Team Thrill and Team Takeover

21



**EMMA CHARDON**

F • 6-2 • R-So. • Geneva, Switzerland / Cec André Chavanne

	GP/GS	PPG	RPG	APG	FG%	3FG%	FT%
2023-24	8-0	1.5	0.5	0.7	83.3	0.00	100
Career	26-0	1.1	0.6	0.4	57.9	0.00	66.7
Career Highs	Pts: 10	3FG: 0	Reb: 3	Ast: 1	Stl: 1	Blk: 1	Min: 15

- Suffered torn ACL in game vs. Niagara (11/29/23)
- On Swiss National Team since she was 15
- Played with Swiss National Team in FIBA U20 European Championship (Division B) in summer of 2022, where she averaged 25.6 minutes, 14.4 points, 55.3% from the floor

24



**BRI MCDANIEL**

G • 5-10 • So. • Chicago, IL / Kenwood Academy

	GP/GS	PPG	RPG	APG	FG%	3FG%	FT%
2023-24	31-23	12.8	4.1	2.8	42.3	40.0	79.4
Career	65-23	7.7	2.7	1.5	42.4	42.9	76.2
Career Highs	Pts: 25	3FG: 4	Reb: 10	Ast: 7	Stl: 5	Blk: 1	Min: 31

- All-Big Ten Honorable Mention honoree
- Big Ten Player of the Week Honor Roll (1/15/24)
- Scored in double figures 19 games this season
- Named USBWA Freshman of the Week (2/14/23)
- Four star recruit that was ranked No. 42 in ESPN's class of 2022

30



**MARY SAREEN**

G • 5-8 • Fr. • Wayne, PA / Radnor

	GP/GS	PPG	RPG	APG	FG%	3FG%	FT%
2023-24	7-0	0.3	0.00	0.3	25.0	0.00	0.00
Career	7-0	0.3	0.00	0.3	25.0	0.00	0.00
Career Highs	Pts: 2	3FG: 0	Reb: 0	Ast: 1	Stl: 0	Blk: 0	Min: 2

- Walk-on that joined the team in September
- Named MVP of Radnor's Varsity team twice and MVP of JV once as well
- Suffered a knee injury her junior year during team's playoff run
- Played AAU for Kyniska- 2020-2021, Philly Roots 2021-2022

33



**SUMMER BOSTOCK**

G • 6-1 • Fr. • Toronto, Ontario / Kings Christian College

	GP/GS	PPG	RPG	APG	FG%	3FG%	FT%
2023-24	10-0	1.7	1.5	0.3	36.4	0.00	90.0
Career	10-0	1.7	1.5	0.3	36.4	0.00	90.0
Career Highs	Pts: 6	3FG: 0	Reb: 6	Ast: 2	Stl: 1	Blk: 0	Min: 13

- Came to College Park a semester early in January 2023
- Averaged 27.3 points, 11 rebounds, four steals and three assists as a junior in 2021-22

34



**EMILY FISHER**

G • 6-0 • Fr. • Libertyville, IL / Libertyville

	GP/GS	PPG	RPG	APG	FG%	3FG%	FT%
2023-24	31-0	2.7	2.9	0.6	41.5	0.00	59.2
Career	31-0	2.7	2.9	0.6	41.5	0.00	59.2
Career Highs	Pts: 9	3FG: 0	Reb: 8	Ast: 3	Stl: 2	Blk: 2	Min: 29

- Ranked the No. 80 overall recruit by ESPN
- Named Lake County All-Area captain
- Averaged 13.7 points, 6.8 rebounds and 4.6 assists in her senior year
- Conference Player of the Year as a junior