



# 2024 BIG TEN FOOTBALL WEEKLY RELEASE - OCTOBER 15

Primary Contact: Megan Althoff, Director, Sports Communications • Office: 847-696-1010 ext. 129 • E-mail: mrowley@bigten.org • Twitter: @B1Gfootball

## 2024 CONFERENCE & OVERALL STANDINGS

	Conference Games					All Games					
	W-L	PCT	H	A	STRK	W-L	PCT	H	A	N	STRK
Indiana	3-0	1.00	1-0	2-0	W3	6-0	1.00	4-0	2-0	0-0	W6
Oregon	3-0	1.00	2-0	1-0	W3	6-0	1.00	4-0	2-0	0-0	W6
Penn State	3-0	1.00	2-0	1-0	W5	6-0	1.00	4-0	2-0	0-0	W6
Illinois	2-1	.667	1-0	1-1	W1	5-1	.833	4-0	1-1	0-0	W1
Nebraska	2-1	.667	1-1	1-0	W2	5-1	.833	4-1	1-0	0-0	W2
Ohio State	2-1	.667	1-0	1-1	L1	5-1	.833	4-0	1-1	0-0	L1
Iowa	2-1	.667	1-0	1-1	W1	4-2	.667	3-1	1-1	0-0	W1
Michigan	2-1	.667	2-0	0-1	L1	4-2	.667	4-1	0-1	0-0	L1
Wisconsin	2-1	.667	1-0	1-1	W2	4-2	.667	3-1	1-1	0-0	W2
Minnesota	2-2	.500	1-1	1-1	W2	4-3	.571	3-2	1-1	0-0	W2
Washington	2-2	.500	2-0	0-2	L1	4-3	.571	4-0	0-2	0-1	L1
Rutgers	1-2	.333	1-1	0-1	L2	4-2	.667	3-1	1-1	0-0	L2
Michigan State	1-2	.333	0-1	1-1	L2	3-3	.500	2-1	1-2	0-0	L3
Northwestern	1-2	.333	1-1	0-1	W1	3-3	.500	2-2	1-1	0-0	W1
USC	1-3	.250	1-1	0-2	L2	3-3	.500	2-1	0-2	1-0	L2
Maryland	0-3	.000	0-1	0-2	L3	3-3	.500	2-1	1-2	0-0	L2
Purdue	0-3	.000	0-1	0-2	L3	1-5	.167	1-2	0-2	0-0	L5
UCLA	0-4	.000	0-3	0-1	L4	1-5	.167	0-3	1-2	0-0	L5

## WEEK 8 SCHEDULE

### FRIDAY, OCT. 18

OREGON at PURDUE  
8 p.m. | FOX

### SATURDAY, OCT. 19

NEBRASKA at INDIANA (HC)  
12 p.m. | FOX

WISCONSIN at NORTHWESTERN  
12 p.m. | Big Ten Network

UCLA at RUTGERS (HC)  
12 p.m. | FS1

MICHIGAN at ILLINOIS  
3:30 p.m. | CBS

USC at MARYLAND (HC)  
4 p.m. | FS1

IOWA at MICHIGAN STATE (HC)  
7:30 p.m. | NBC

BYE: Minnesota, Ohio State, Penn State, Washington

All times Eastern

## BIG TEN. BIG NEWS.

- Week 8 of the 2024 college football season features seven contests between Big Ten Conference opponents. Conference action kicks off on Friday when undefeated Oregon travels to Purdue. Minnesota, Ohio State, Penn State and Washington will enjoy byes this week, with the complete schedule appearing to the right.
- Nine Big Ten teams appear in the AP Poll this week, including three of the top four. Oregon leads the conference at No. 2, followed by No. 3 Penn State, No. 4 Ohio State, No. 16 Indiana, No. 22 Illinois and No. 24 Michigan. Iowa, Nebraska and USC are all receiving votes.
- Three Big Ten teams remain undefeated through seven weeks of the 2024 season. Indiana, Oregon and Penn State rank among the 11 NCAA FBS teams sporting perfect records entering Week 8.
- On Monday, the Big Ten announced its Football Players of the Week, presented by IFS.ai. Oregon's Dillon Gabriel and Penn State's Tyler Warren shared Offensive Player of the Week honors. Gabriel led the Ducks to a historic win over No. 2 Ohio State, completing 23-of-34 passes for 341 yards and two touchdowns while adding 32 rushing yards and a touchdown, while Warren set a Penn State and Big Ten tight end record with 224 receiving yards on 17 catches in the Nittany Lions' 33-30 overtime victory against USC.
- Iowa's Aaron Graves and Minnesota's Koi Perich split Defensive Player of the Week accolades. Graves had two sacks and forced two fumbles in Iowa's 40-16 victory over Washington, giving head coach Kirk Ferentz his 200th career victory, finishing with five tackles (two solo, three assists) and a pass breakup in the win. Perich recorded a pair of tackles and his team-leading third and fourth interceptions of the season in Minnesota's 21-17 win at UCLA. His four picks are the most ever by a Gopher freshman, topping the three by Kyle Theret in 2007 and by Crawford Jordan in 1994.
- Special Teams Player of the Week honors went to Northwestern's Luke Akers. The junior served as the placekicker, punter and kickoff specialist for the first time in his career in Northwestern's 37-10 win at Maryland, going 3-for-3 on field goals and 4-for-4 on PATs, while also punting five times for an average of 49.2 yards per punt.
- Nittany Lions' Ryan Barker was named Freshman of the Week after drilling four field goals, including a game-winning 36-yard field goal in overtime, Penn State's first overtime game-winning field goal since the Nittany Lions took down Wisconsin on a Sam Ficken walk-off in 2012. Barker became the first Penn State kicker to connect on four field goals in a game since Tyler Davis in 2016 and went 3-for-3 on extra-point attempts to improve to 8-of-8 on the season.
- Iowa team defeated Washington, 40-16, on Oct. 12 at Kinnick Stadium. The victory marked head coach Kirk Ferentz's 200th career win as a member of the Big Ten Conference, moving him past passing Amos Alonzo Stagg and into sole possession of second place in league history, trailing Ohio State's Woody Hayes' 205 wins.
- Indiana and Ohio State currently rank among the top 15 nationally in both scoring offense and scoring defense. The Buckeyes rank fifth in scoring defense (11.0 points per game), while ranking six in scoring offense (43.5 points per game). The Hoosiers rank second nationally in scoring offense (47.5 points per game), while ranking 11th in scoring defense (14.8 points per game).
- Five additional Big Ten teams rank in the top 25 in terms of scoring defense: Nebraska (7th, 11.3 points per game), Penn State (9th, 14.4 points per game), Minnesota (14th, 15.9 points per game), Washington (18th, 17.0 points per game) and Iowa (24th, 17.7 points per game).
- The top two teams in the regular season standings will meet in the 2024 Discover Big Ten Championship Game on Saturday, Dec. 7 at Lucas Oil Field in Indianapolis, Ind. The game, which will be broadcast on CBS for the first time ever, will be the first in conference history to match the No. 1 and No. 2 teams in the overall conference standings.

## WEEK 7 RESULTS

### FRIDAY, OCT. 11

NORTHWESTERN def. MARYLAND, 37-10

### SATURDAY, OCT. 12

IOWA def. WASHINGTON, 40-16  
WISCONSIN def. RUTGERS, 42-7  
ILLINOIS def. PURDUE, 50-49 (OT)  
PENN STATE def. USC, 33-30 (OT)  
OREGON def. OHIO STATE, 32-31  
MINNESOTA def. UCLA, 21-17

BYE: Indiana, Michigan, Michigan State, Nebraska

## BIG LIFE. BIG STAGE. BIG TEN.

The Big Ten Academic Alliance is an academic consortium of all 18 Big Ten universities, which is widely considered to be the model for effective and voluntary collaboration among top research universities.

AP TOP 25 POLL Oct. 13				US LBM COACHES POLL Oct. 13				2024 BIG TEN PLAYERS OF THE WEEK presented by IFS.ai	
Rk.	School (Votes)	Record	Pts	Prev	Rk.	School (Votes)	Record	Pts	Prev
1.	Texas (56)	6-0	1544	1	1.	Texas (53)	6-0	1373	1
2.	<b>OREGON (6)</b>	<b>6-0</b>	<b>1493</b>	<b>3</b>	2.	<b>OREGON (2)</b>	<b>6-0</b>	<b>1322</b>	<b>3</b>
3.	<b>PENN STATE</b>	<b>6-0</b>	<b>1380</b>	<b>4</b>	3.	<b>PENN STATE</b>	<b>6-0</b>	<b>1220</b>	<b>5</b>
4.	<b>OHIO STATE</b>	<b>5-1</b>	<b>1357</b>	<b>2</b>	4.	Georgia	5-1	1189	4
5.	Georgia	5-1	1300	5	5.	<b>OHIO STATE</b>	<b>5-1</b>	<b>1141</b>	<b>2</b>
6.	Miami (FL)	6-0	1232	6	6.	Miami (FL)	6-0	1105	6
7.	Alabama	5-1	1127	7	7.	Alabama	5-1	1010	7
8.	LSU	5-1	994	13	8.	LSU	5-1	914	10
9.	Iowa State	6-0	982	11	9.	Clemson	5-1	904	11
10.	Clemson	5-1	980	10	10.	Tennessee	5-1	891	9
11.	Tennessee	5-1	959	8	11.	Notre Dame	5-1	838	12
12.	Notre Dame	5-1	914	11	12.	Iowa State	6-0	823	13
13.	BYU	6-0	889	14	13.	BYU	6-0	686	15
14.	Texas A&M	5-1	744	15	14.	Texas A&M	5-1	636	14
15.	Boise State	5-1	597	17	15.	Ole Miss	5-2	524	8
16.	<b>INDIANA</b>	<b>6-0</b>	<b>580</b>	<b>18</b>	16.	Missouri	5-1	521	18
17.	Kansas State	5-1	567	18	17.	Kansas State	5-1	472	19
18.	Ole Miss	5-2	511	9	18.	<b>INDIANA</b>	<b>6-0</b>	<b>462</b>	<b>20</b>
19.	Missouri	5-1	409	21	19.	Boise State	5-1	373	22
20.	Pittsburgh	6-0	397	22	20.	Pittsburgh	6-0	340	24
21.	SMU	5-1	260	25	21.	<b>ILLINOIS</b>	<b>5-1</b>	<b>231</b>	<b>23</b>
22.	<b>ILLINOIS</b>	<b>5-1</b>	<b>249</b>	<b>23</b>	22.	<b>MICHIGAN</b>	<b>4-2</b>	<b>223</b>	<b>21</b>
23.	Army	6-0	137	NR	23.	SMU	5-1	183	25
24.	<b>MICHIGAN</b>	<b>4-2</b>	<b>133</b>	<b>24</b>	24.	Army West Point	6-0	104	NR
25.	Navy	5-0	84	NR	25.	<b>NEBRASKA</b>	<b>5-1</b>	<b>90</b>	<b>NR</b>

Others receiving votes: Vanderbilt 68, **NEBRASKA 62**, Arizona State 39, Oklahoma 36, Washington State 32, **IOWA 29**, Texas Tech 18, Syracuse 13, Arkansas 13, Utah 7, Louisville 6, **SOUTHERN CALIFORNIA 5**, Liberty 2, UNLV 1.

Others receiving votes: Oklahoma 81; Arizona State 49; Navy 37; Utah 31; Vanderbilt 26; Syracuse 13; UNLV 12; **IOWA 12**; Texas Tech 9; Liberty 9; Washington State 8; Memphis 4; Louisville 4; James Madison 3; Tulane 2.

- 9/2 O: Miller Moss, USC  
D: Kevin Winston, PSU  
S: Mateen Bhagani, UCLA  
S: Dominic Zvada, MICH
- 9/9 F: Dominic Raiola, NEB  
O: Kyle Monangai, RUT  
D: Xavier Scott, ILL  
S: Tez Johnson, ORE  
F: Nick Marsh, MSU
- 9/16 O: Kurtis Rourke, IND  
D: Dante Trader Jr., MD  
S: Atticus Sappington, ORE  
F: Kerry Brown, MINN
- 9/23 O: Luke Altmyer, ILL  
O: Kaleb Johnson, IOWA  
D: Josiah Stewart, MICH  
S: Tommy Doman, MICH  
F: Khmori House, WASH
- 9/30 O: Kalel Mullings, MICH  
O: Tex Johnson, ORE  
D: Abdul Carter, PSU  
S: Dominic Zvada, MICH  
F: Jeremiah Smith, OSU
- 10/7 O: Kurtis Rourke, Sr., QB, IND  
O: Emeka Egbuka, Gr., WR, OSU  
D: Jordan Burch, Sr., DE, ORE  
ST: Brian Buschini, Sr., P, NEB  
F: Trech Kekahuna, WR, WIS
- 10/14 O: Dillon Gabriel, Sr., QB, ORE  
O: Tyler Warren, Sr., TE, PSU  
D: Aaron Graves, Jr., DL, IOWA  
D: Koi Perich, Fr., DB, MINN  
ST: Luke Akers, Jr., K/P, NU  
F: Ryan Barker, K, PSU

### BIG TEN COACHING RECORDS

Coch. School	Career (Yrs)	At School (Yrs)	Big Ten Only
Bret Bielema, ILL	120-78 (16th)	23-20 (4th)	51-35
Curt Cignetti, IND	125-35 (14th)	6-0 (1st)	3-0
Kirk Ferentz, IOWA	212-142 (29th)	200-121 (26th)	124-87
Michael Locksley, MD	34-62 (10th)	32-36 (7th)	15-35
Sherrone Moore, MICH	4-2 (1st)	4-2 (1st)	2-1
P.J. Fleck, MINN	84-59 (12th)	54-37 (8th)	31-34
Jonathan Smith, MSU	37-38 (7th)	3-3 (1st)	1-2
Matt Rhule, NEB	57-51 (9th)	10-8 (2nd)	5-7
David Braun, NU	11-8 (2nd)	11-8 (2nd)	6-6
Dan Lanning, ORE	27-5 (3rd)	27-5 (3rd)	3-0
Ryan Day, OSU	61-9 (7th)	61-9 (7th)	41-4
James Franklin, PSU	118-54 (13th)	94-39 (11th)	59-32
Ryan Walters, PUR	5-13 (2nd)	5-13 (2nd)	3-9
Greg Schiano, RU	91-97 (16th)	91-97 (15th)	10-29
DeShaun Foster, UCLA	1-5 (1st)	1-5 (1st)	0-4
Lincoln Riley, USC	77-21 (8th)	22-11 (3rd)	1-3
Jedd Fisch, WASH	21-25 (4th)	4-3 (1st)	2-2
Luke Fickell, WIS	75-33(9th)	12-8 (2nd)	10-10

### FOLLOW THE BIG TEN

The Big Ten football page on [bigten.org](http://bigten.org) will feature notes, recaps, statistics, standings and more. You can also keep track of Big Ten football in real time by following the conference on Twitter @B1Gfootball and @BigTen or becoming a fan of the Big Ten Conference on Facebook to receive exclusive updates.



### COLLEGEPRESSBOX.COM

collegepressbox is the official media website for Division I football. Access and download game notes, quotes, statistics, media guides, headshots, logos and more for all FBS schools, conferences, postseason games, awards and the College Football Playoff. For access, please register for an account at collegepressbox.com/register.



### BIG LIFE. BIG STAGE. BIG TEN.

Every Big Ten Academic Alliance institution ranks among the top 90 universities in the nation according to the 2024 Academic Ranking of World Universities, including 10 in the top 40.

## BIG TEN IN THE POLLS

### AP/US LBM Coaches

	ILL	IND	IOWA	MD	MICH	MSU	MINN	NEB	NU	ORE	OSU	PSU	PUR	RU	UCLA	USC	WASH	WIS
Preseason	-/-	-/-	25/25	-/RV	9/8	-/-	-/-	RV/RV	-/-	3/3	2/2	8/9	-/-	-/-	-/-	23/23	RV/RV	RV/RV
Sept. 3	-/-	-/-	21/21	-/RV	10/9	-/-	-/-	RV/RV	-/-	7/6	2/2	8/8	-/-	-/-	-/-	13/14	RV/RV	RV/RV
Sept. 8	RV/RV	-/RV	RV/RV	-/-	17/16	-/RV	-/-	23/24	-/-	9/6	3/2	8/7	-/-	-/-	-/-	11/11	22/RV	RV/RV
Sept. 15	24/RV	RV/RV	RV/RV	-/-	18/17	-/RV	-/-	22/22	-/-	9/6	3/3	10/8	-/-	-/-	-/-	11/12	-/RV	-/-
Sept. 22	19/21	RV/RV	RV/RV	-/-	12/12	-/-	-/-	-/RV	-/-	8/7	3/3	9/8	-/-	-/RV	-/-	13/16	-/RV	-/-
Sept. 29	24/25	23/24	RV/RV	-/-	10/10	-/-	-/-	RV/RV	-/-	6/6	3/3	7/7	-/-	RV/RV	-/-	11/15	-/-	-/-
Oct. 6	23/23	18/20	RV/RV	-/-	24/21	-/-	-/-	RV/RV	-/-	3/3	2/2	4/5	-/-	-/RV	-/-	RV/RV	RV/RV	-/-
Oct. 13	22/21	16/18	RV/RV	-/-	24/22	-/-	-/-	RV/25	-/-	2/2	4/5	3/3	-/-	-/-	-/-	RV/-	-/-	-/-

## BIG TEN FOOTBALL AWARDS

The Big Ten will continue to honor its past while recognizing its current standouts at the conclusion of the 2024 campaign. The Big Ten's enhanced football awards program presents 19 individual trophies in addition to the Big Ten Championship trophy, bearing the names of one or two former standouts. The distinguished names on these football awards honor just a small sampling of the countless students and coaches who have contributed to the conference's rich and storied history.

Seventeen of the honors will be awarded immediately following the regular season, including awards for the best quarterback, running back, receiver, tight end, offensive lineman, defensive lineman, linebacker, defensive back, kicker, punter and return specialist. Each of these individual position awards features the names of two former standouts.

The Big Ten will also continue to honor the conference's top coaches, offensive and defensive players and linemen and freshmen with end-of-year trophies. Big Ten coaches have the opportunity to claim two awards. Media voters will select the Dave McClain Coach of the Year, which has been awarded since 1972, while coaches vote for the Hayes-Schembechler Coach of the Year award. The top offensive player will receive the Graham-George Offensive Player of the Year award, the best defensive player will be awarded the Nagurski-Woodson Defensive Player of the Year award and the top freshman will receive the Thompson-Randle El Freshman of the Year award.

The winner of the Discover Big Ten Football Championship Game will receive the Amos Alonzo Stagg Championship Trophy, while the most outstanding player in the game will be awarded the Grange-Griffin Championship Game Most Valuable Player award. The conference also created two postcollegiate awards - the Ford-Kinnick Leadership Award and the Dungy-Thompson Humanitarian Award.

The full list of awards, along with a breakdown of the former standouts appearing in each award's name, appears to the right.

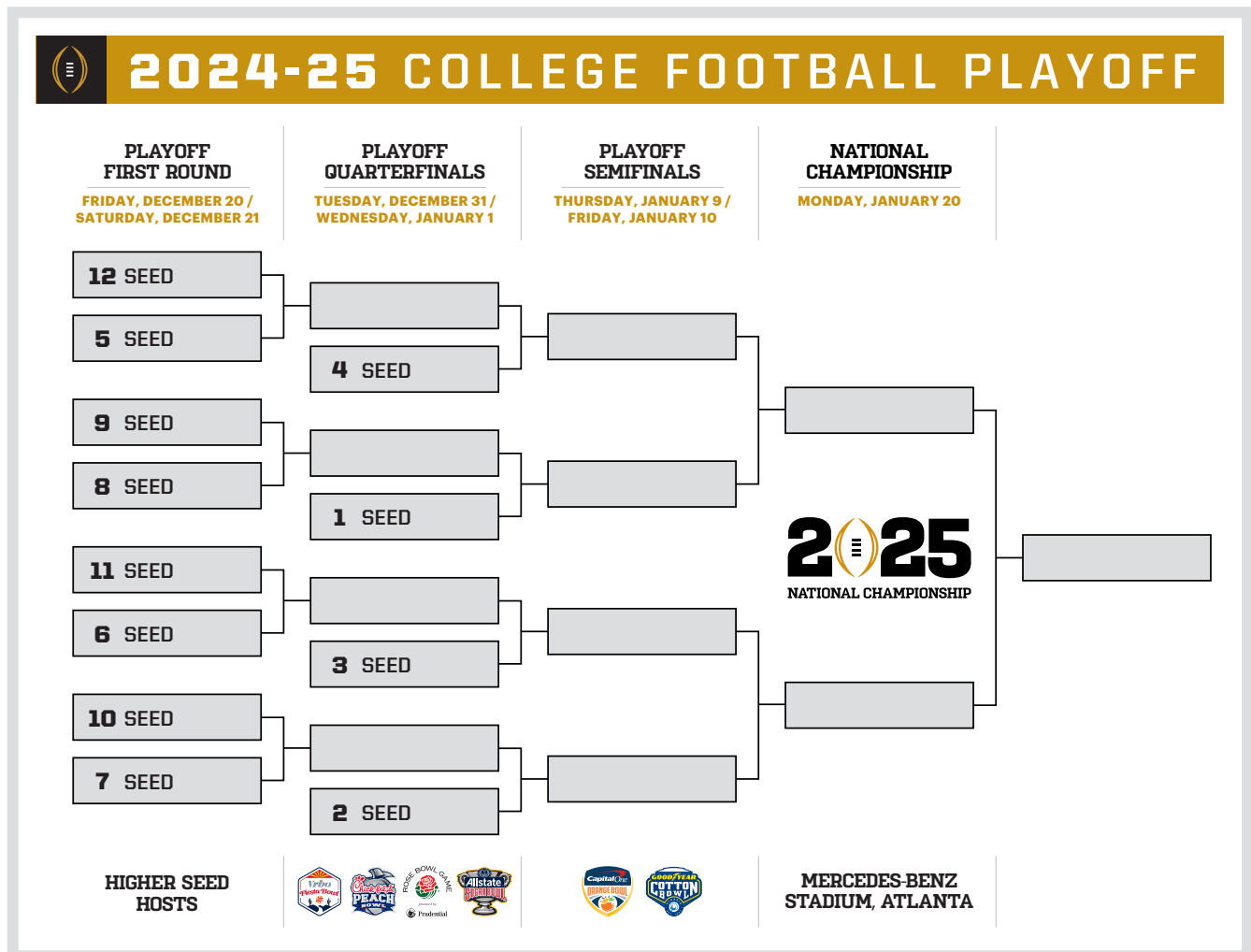
NAME OF AWARD	NAMED FOR
<b>Championship Game Awards</b>	
Amos Alonzo Stagg Championship Trophy	Amos Alonzo Stagg, Chicago
Grange-Griffin Championship Game MVP <i>(media vote only)</i>	Harold Edward "Red" Grange, Illinois Archie Griffin, Ohio State
<b>Postcollegiate Awards</b> <i>(vote by school administrators)</i>	
Ford-Kinnick Leadership Award	Gerald R. Ford, Michigan Nile Kinnick, Iowa
Dungy-Thompson Humanitarian Award	Tony Dungy, Minnesota Anthony Thompson, Indiana
<b>Annual Awards</b> <i>(combined vote by coaches and media, unless otherwise noted)</i>	
Graham-George Offensive Player of the Year	Otto Graham, Northwestern Eddie George, Ohio State
Nagurski-Woodson Defensive Player of the Year	Bronislau "Bronko" Nagurski, Minnesota Charles Woodson, Michigan
Hayes-Schembechler Coach of the Year <i>(coaches vote only)</i>	Wayne Woodrow "Woody" Hayes, Ohio State Glenn Edward "Bo" Schembechler, Michigan
Dave McClain Coach of the Year <i>(media vote only)</i>	Dave McClain, Wisconsin
Thompson-Randle El Freshman of the Year	Darrell Thompson, Minnesota Antwaan Randle El, Indiana
Rimington-Pace Offensive Lineman of the Year	Dave Rimington, Nebraska Orlando Pace, Ohio State
Smith-Brown Defensive Lineman of the Year	Charles Aaron "Bubba" Smith, Michigan State Courtney Brown, Penn State
Griese-Brees Quarterback of the Year	Bob Griese, Purdue Drew Brees, Purdue
Ameche-Dayne Running Back of the Year	Alan Ameche, Wisconsin Ron Dayne, Wisconsin
Tatum-Woodson Defensive Back of the Year	Jack Tatum, Ohio State Rod Woodson, Purdue
Butkus-Fitzgerald Linebacker of the Year	Dick Butkus, Illinois Pat Fitzgerald, Northwestern
Richter-Howard Receiver of the Year	Pat Richter, Wisconsin Desmond Howard, Michigan
Kwalick-Clark Tight End of the Year	Ted Kwalick, Penn State Dallas Clark, Iowa
Bakken-Andersen Kicker of the Year	Jim Bakken, Wisconsin Morten Andersen, Michigan State
Eddleman-Fields Punter of the Year	Thomas Dwight "Dike" Eddleman, Illinois Brandon Fields, Michigan State
Rodgers-Dwight Return Specialist of the Year	Johnny Rodgers, Nebraska Tim Dwight, Iowa

### BIG LIFE. BIG STAGE. BIG TEN.

The Big Ten leads all conferences with more than 1,900 Academic All-Americans, including 80 honorees during the 2023-24 academic year.

## 2024-25 COLLEGE FOOTBALL PLAYOFF FORMAT

- The 12 participating teams will be the five conference champions ranked highest by the CFP selection committee, plus the next seven highest-ranked teams.
- The ranking of the teams will continue to be done by a selection committee.
- The four highest-ranked conference champions will be seeded one through four and will receive a first-round bye. The fifth conference champion will be seeded where it was ranked or at No. 12 if it is outside the top 12 rankings. Non-conference champions ranked in the top four will be seeded beginning at No. 5. Because of this, the seeding, 1 through 12, could look different than the final rankings.
- The eight teams seeded No. 5-12 will play in a first round with the higher seeds hosting the lower seeds either on campus or at other sites designated by the higher-seeded institution (No. 12 at No. 5, No. 11 at No. 6, No. 10 at No. 7 and No. 9 at No. 8.).
- The selection committee will assign the four highest-ranked conference champions to Playoff Quarterfinals hosted by bowls. This will be done in consideration of historic bowl relationships, then in consideration of rankings. For example, if the Sugar Bowl hosts a Playoff Quarterfinal and the SEC champion is ranked No. 1 and the Big 12 champion is ranked No. 3, the SEC champion would be assigned to the Sugar Bowl and the Big 12 champion would be assigned elsewhere.
- With the four highest-ranked conference champions assigned to bowls, their four Playoff Quarterfinal opponents will be dictated by the bracket (i.e., No. 1 vs. No. 8/9 winner, No. 4 vs. No. 5/12 winner, No. 2 vs. 7/10 winner; No. 3 vs. 6/11 winner.)
- The College Football Playoff bracket will follow the selection committee’s rankings, with no modifications made to avoid rematches between teams that may have played during the regular season or are from the same conference.
- The bracket will remain in effect throughout the playoff (i.e., no re-seeding).
- The highest seed will receive preferential placement for the Playoff Semifinal bowl assignment.
- All 11 games will be under the CFP umbrella with the administrative policies determined by the CFP.



**BIG LIFE. BIG STAGE. BIG TEN.**

The Big Ten leads all conferences with more than 1,900 Academic All-Americans, including 80 honorees during the 2023-24 academic year.

## BIG TEN X ABBOTT - THE WE GIVE BLOOD DRIVE

Every season we give it everything we have. We give our strength, we give our souls and so much more – it's in our blood. And now we can give that too. This season, Abbott and the Big Ten are pitting school against school in the largest blood donation competition of our lifetime to fight the largest blood shortage in a generation.

Want your school to win? Then don't give up. Give blood. Every donation scores one point for your school on the leaderboard.











The winning school will receive \$1 million to advance student or community health.

Individual donors will be offered a free one month subscription to B1G+ and will be entered to win a trip to the 2024 Discover® Big Ten Football Championship Game on December 7, 2024.

Students will be able to donate at mobile blood drives on campus, and alumni, fans and students alike can donate at blood donation centers across the country. Results will be tracked in real time at [BigTen.Org/Abbott](https://BigTen.Org/Abbott) after donors attribute donations to their favorite school.

### BIG TEN DONATION LEADERBOARD

(as of Oct. 14)

	UNIVERSITY	LIVES SAVED	DONORS
	Nebraska	2832	944
	UCLA	882	294
	Wisconsin	729	243
	Michigan	723	241
	Purdue	636	212
	Ohio State	591	197
	Indiana	540	180
	Illinois	519	173
	Washington	519	173
	Oregon	477	159

#### BIG TEN CONFERENCE

**10,599**

**LIVES SAVED**

**3,533**

**DONORS**



**Big Life. Big Stage. Big Ten.**

Since its inception in 1896, the pursuit and attainment of academic excellence has been a priority for every Big Ten member institution. But maintaining the conference's standard of competing at the highest level in athletics also endures as an important component of the Big Ten experience. Striking that balance between academics and athletics is integral to the Big Ten's identity. Recognized as one of intercollegiate sports' most successful undertakings, the Big Ten strives for success from its students not only on the field and in the classroom, but around the world as well.

### **PREMIER ACADEMIC INSTITUTIONS**

The Big Ten Academic Alliance is an academic consortium of all 18 Big Ten universities, which is widely considered to be the model for effective and voluntary collaboration among top research universities.

Every Big Ten Academic Alliance institution ranks among the top 90 universities in the nation according to the 2024 Academic Ranking of World Universities, including 10 in the top 40.

The Big Ten leads all conferences with more than 1,900 Academic All-Americans, including 80 honorees during the 2023-24 academic year.

Big Ten Academic Alliance schools annually conduct \$17 billion in funded research.

### **A HISTORY OF ATHLETIC SUCCESS**

Big Ten schools have won at least five national championships in 26 of the last 30 years, averaging nearly seven per year during that span.

Since the 2005-06 academic year, current Big Ten institutions have claimed 119 team national championships in 26 different sports.

### **BROAD-BASED PROGRAMMING**

Big Ten institutions support more than 11,000 participation opportunities on 350 teams in 42 different sports.

The Big Ten sponsors 28 official conference sports, 14 for men and 14 for women.

The Big Ten leads the nation in total students competing in intercollegiate athletics and participation opportunities, and sponsors more official sports than all conferences except the Ivy League.

Nearly 2,000 Big Ten competitors have participated in the Olympics, winning more than 600 medals, including more than 200 gold. The Big Ten Conference enjoyed its finest performance at a single Olympic Games during the 2024 Summer Olympics in Paris, France, as athletes with Big Ten ties set conference records by earning 98 total medals and 27 gold medals during the 17-day competition, surpassing the previous mark of 51 medals at the 2020 Summer Games in Tokyo, Japan. All 18 Big Ten member schools were represented at the 2024 Summer Games, competing for 64 nations in 17 sports.

### **PASSIONATE FOLLOWING**

The Big Ten leads all conferences with 9.4 million alumni and nearly 823,000 students.

Big Ten men's and women's basketball combined for 4.3 million fans in their home arenas throughout the 2023-24 season and paced the nation in total attendance. Volleyball Day in Nebraska attracted 92,003 fans, the largest attendance in women's sports history. All seven of the Big Ten ice hockey teams also ranked in the top 15 nationally in average attendance.

In 2023-24, Big Ten women's basketball programs set ratings records on seven different networks – BTN, FOX, FS1, NBC, Peacock, ESPN and CBS.

### **LEADERS IN INNOVATION**

Took part in the nation's first bowl game, winning the 1902 Rose Bowl Game, and signed an exclusive contract with the Tournament of Roses in 1946, making it the first bowl with permanent conference affiliations.

Awarded the first Big Ten Medal of Honor in 1915, honoring outstanding seniors who demonstrated excellence in academics and athletics.

Formed the Big Ten Advisory Commission in 1972, enlisting former students that competed in conference athletics to serve as liaisons to the NCAA's Diversity and Inclusion Department, the Big Ten Student-Athlete Advisory Commission and other organizations.

Became the first conference to voluntarily adopt male and female participation goals after launching its Gender Equity Action Plan in 1992.

Launched the Big Ten Network (BTN) in 2007, the first national conference-owned television network.

Began partnering with the Ivy League to study the effects of head injuries in sports in 2012.

Twenty years after adding instant replay in 2004, announced a state-of-the-art replay center, featuring 18 dedicated replay bays and six dedicated medical observation stations.

Championed new legislation for football permitting coach-to-player helmet communication and the use of sideline video by student-athletes, and coaches, both of which were introduced in the fall of 2024.

### **EXTENSIVE TELEVISION EXPOSURE**

Through the Big Ten's current media agreements with BTN, NBC, Peacock, CBS and FOX, more than 2,000 Big Ten events are produced and distributed nationally and globally on an annual basis.

BTN reaches nearly 50 million homes and is also available via the Fox Sports App, delivering live and on-demand programming to computers, smartphones and tablets. B1G+ streams more than 2,000 additional events each season.

### **COMMUNITY & IMPACT**

The Big Ten Conference is dedicated to making a lasting impact on the communities where its major events are held. In recent years, the conference has hosted sports clinics, renovated recreation centers and given elementary-aged children the chance to experience major Big Ten events.

Around the Big Ten Football Championship Game and Basketball Tournaments, the conference focuses on creating meaningful improvements, aiming to leave each location better than it was found.

Moving forward, the Big Ten will continue to collaborate with the College Football Playoff Foundation, local sports organizations and school district foundations to enhance spaces for teachers and children and provide educational opportunities for youth.



## 2024 COMPOSITE FOOTBALL SCHEDULE (cont.)

**FRIDAY, NOV. 8**

Iowa at UCLA 9 p.m. FOX

**SATURDAY, NOV. 9**Michigan at Indiana  
Purdue at Ohio State  
Maryland at Oregon  
Washington at Penn State  
Minnesota at Rutgers**FRIDAY, NOV. 15**

UCLA at Washington 9 p.m. FOX

**SATURDAY, NOV. 16**Michigan State at Illinois  
Rutgers at Maryland  
Ohio State at Northwestern (HC) [3]  
Penn State at Purdue  
Nebraska at USC (HC)  
Oregon at Wisconsin**FRIDAY, NOV. 22**

Purdue at Michigan State 8 p.m. FOX

**SATURDAY, NOV. 23**Iowa at Maryland  
Northwestern at Michigan  
Penn State at Minnesota  
Wisconsin at Nebraska  
Indiana at Ohio State  
Illinois at Rutgers  
USC at UCLA**FRIDAY, NOV. 29**Minnesota at Wisconsin 12 p.m. CBS  
Nebraska at Iowa 7:30 p.m. NBC**SATURDAY, NOV. 30**Michigan at Ohio State 12 p.m. FOX  
Purdue at Indiana  
Rutgers at Michigan State  
Illinois at Northwestern  
Washington at Oregon  
Maryland at Penn State  
Notre Dame at USC  
Fresno State at UCLA**SATURDAY, DEC. 7**

Big Ten Football Championship Game [4] 8 p.m. CBS

- [1] Allegiate Stadium (Las Vegas, Nev.)  
[2] Lumen Field (Seattle, Wash.)  
[3] Wrigley Field (Chicago, Ill.)  
[4] Lucas Oil Stadium (Indianapolis, Ind.)

*Dates subject to change... All times Eastern*

## BIG TEN FOOTBALL MEDIA CONTACTS

**Illinois**

Brett Moore btmoore3@illinois.edu

**Indiana**Jeff Keag jkeag@iu.edu  
Greg Campbell campbeg@iu.edu**Iowa**Matt Weitzel matthew-weitzel@uiowa.edu  
James Allan james-allan@uiowa.edu**Maryland**Dustin Semonavick dustin@umd.edu  
Alyssa Muir amuir@umd.edu**Michigan**David Ablauf dablauf@umich.edu  
Chad Shepard shepchad@umich.edu**Michigan State**

Ben Phlegar phlegarb@ath.msu.edu

**Minnesota**Paul Rovnak psrovnak@umn.edu  
Karl Anderson kganders@umn.edu**Nebraska**

Keith Mann kmann@huskers.com

**Northwestern**

Zach Wingrove zachary.wingrove@northwestern.edu

**Ohio State**Jerry Emig emig.2@osu.edu  
Mike Basford basford.16@osu.edu**Oregon**Nate Krueger nkrueger@uoregon.edu  
Todd Miles miles@uoregon.edu**Penn State**

Greg Kincaid grk5016@psu.edu

**Purdue**Adam Kuffner kuffner@purdue.edu  
Patrick Crawford pcrawf@purdue.edu**Rutgers**

Jimmy Gill jgill@scarletknights.com

**UCLA**

Andrew Sinatra asinatra@athletics.ucla.edu

**USC**

Katie Ryan katierya@usc.edu

**Washington**Jeff Bechtold bechtold@uw.edu  
Hailee Roe hroe2@uw.edu**Wisconsin**Patrick Herb PAH@athletics.wisc.edu  
Nate Jelinek NJJ@athletics.wisc.edu

# BIG



**BIG LIFE. BIG STAGE. BIG TEN.**

The Big Ten schools have won at least five national championships in 26 of the last 30 years, averaging nearly seven per year during that span.





2024-25 Big Ten Football  
Standings  
All games

Team	Overall	Pct.	Conference	Pct.	PF	PA	Home	Away	Neut.	Streak
Penn St.	6-0	1.000	3-0	1.000	205	87	4-0	2-0	0-0	W 6
Indiana	6-0	1.000	3-0	1.000	285	89	4-0	2-0	0-0	W 6
Oregon	6-0	1.000	3-0	1.000	207	116	4-0	2-0	0-0	W 6
Nebraska	5-1	.833	2-1	.667	168	68	4-1	1-0	0-0	W 2
Illinois	5-1	.833	2-1	.667	186	120	4-0	1-1	0-0	W 1
Ohio St.	5-1	.833	2-1	.667	261	66	4-0	1-1	0-0	L 1
Michigan	4-2	.667	2-1	.667	141	134	4-1	0-1	0-0	L 1
Wisconsin	4-2	.667	2-1	.667	180	120	3-1	1-1	0-0	W 2
Iowa	4-2	.667	2-1	.667	175	106	3-1	1-1	0-0	W 1
Washington	4-3	.571	2-2	.500	169	119	4-0	0-2	0-1	L 1
Minnesota	4-3	.571	2-2	.500	175	111	3-2	1-1	0-0	W 2
Rutgers	4-2	.667	1-2	.333	154	121	3-1	1-1	0-0	L 2
Michigan St.	3-3	.500	1-2	.333	119	126	2-1	1-2	0-0	L 3
Northwestern	3-3	.500	1-2	.333	130	114	2-2	1-1	0-0	W 1
Southern California	3-3	.500	1-3	.250	184	125	2-1	0-2	1-0	L 2
Maryland	3-3	.500	0-3	.000	177	146	2-2	1-1	0-0	L 2
Purdue	1-5	.167	0-3	.000	142	234	1-2	0-3	0-0	L 5
UCLA	1-5	.167	0-4	.000	87	171	0-3	1-2	0-0	L 5



**2024-25 Big Ten Football  
Team Highs  
All games**

<b>POINTS</b>	77	Indiana vs Western Ill. (09/06/2024)
<b>POINTS SCORED KICKING</b>	16	Iowa vs Washington (10/12/2024)
<b>TOUCHDOWNS</b>	11	Indiana vs Western Ill. (09/06/2024)
<b>TOTAL OFFENSE YARDS</b>	718	Penn St. vs Kent St. (09/21/2024)
<b>TOTAL OFFENSE PLAYS</b>	87	Oregon vs Idaho (08/31/2024)
<b>TOTAL OFFENSE YARDS/PLAY</b>	10.3	Indiana vs Western Ill. (09/06/2024)
<b>RUSHING YARDS</b>	329	Rutgers vs Howard (08/29/2024)
<b>RUSHING ATTEMPTS</b>	52	Rutgers at Virginia Tech (09/21/2024)
<b>YARDS PER RUSH</b>	9.0	Ohio St. vs Marshall (09/21/2024)
<b>RUSHING TDS</b>	7	Indiana vs Western Ill. (09/06/2024)
<b>LONGEST RUSH</b>	86	Ohio St. vs Marshall (09/21/2024)
<b>PASSING YARDS</b>	410	Ohio St. vs Western Mich. (09/07/2024)
<b>PASSING ATTEMPTS</b>	52	Maryland vs Northwestern (10/11/2024)
	52	Southern California at Michigan (09/21/2024)
<b>PASSING TDS</b>	5	Penn St. vs Kent St. (09/21/2024)
<b>LONGEST PASS</b>	77	Michigan St. at Maryland (09/07/2024)
<b>PASSES COMPLETED</b>	41	Oregon vs Idaho (08/31/2024)
<b>HAD INTERCEPTED</b>	3	UCLA vs Minnesota (10/12/2024)
	3	Penn St. at Southern California (10/12/2024)
	3	Michigan St. at Boston College (09/21/2024)
	3	Michigan vs Arkansas St. (09/14/2024)
<b>PASS COMPLETION PCT</b>	90.5	Indiana vs Western Ill. (09/06/2024)
<b>PASSING YARDS/ATTEMPT</b>	18.0	Indiana vs Western Ill. (09/06/2024)
<b>YARDS PER CATCH</b>	20.3	Northwestern at Maryland (10/11/2024)
<b>FIELD GOAL ATTEMPTS</b>	4	Penn St. at Southern California (10/12/2024)
	4	Southern California vs Penn St. (10/12/2024)
	4	Iowa vs Washington (10/12/2024)
	4	Washington vs Michigan (10/05/2024)
	4	Washington at Rutgers (09/27/2024)
	4	Michigan St. at Boston College (09/21/2024)
	4	Washington vs Washington St. (N) (09/14/2024)
	4	Illinois vs Central Mich. (09/14/2024)
	4	UCLA at Hawaii (08/31/2024)
<b>FIELD GOALS MADE</b>	4	Penn St. at Southern California (10/12/2024)
	4	Iowa vs Washington (10/12/2024)
	4	Michigan St. at Boston College (09/21/2024)
	4	Washington vs Washington St. (N) (09/14/2024)
<b>LONGEST FIELD GOAL</b>	59	Illinois vs Central Mich. (09/14/2024)



**2024-25 Big Ten Football  
Team Highs  
All games**

<b>FIELD GOAL PCT</b>	100.0	UCLA vs Minnesota (10/12/2024)
	100.0	Ohio St. at Oregon (10/12/2024)
	100.0	Purdue at Illinois (10/12/2024)
	100.0	Illinois vs Purdue (10/12/2024)
	100.0	Penn St. at Southern California (10/12/2024)
	100.0	Iowa vs Washington (10/12/2024)
	100.0	Northwestern at Maryland (10/11/2024)
	100.0	Minnesota vs Southern California (10/05/2024)
	100.0	Michigan at Washington (10/05/2024)
	100.0	Northwestern vs Indiana (10/05/2024)
	100.0	Indiana at Northwestern (10/05/2024)
	100.0	UCLA at Penn St. (10/05/2024)
	100.0	Penn St. vs UCLA (10/05/2024)
	100.0	Purdue at Wisconsin (10/05/2024)
	100.0	Wisconsin vs Purdue (10/05/2024)
	100.0	Michigan St. at Oregon (10/04/2024)
	100.0	Oregon vs Michigan St. (10/04/2024)
	100.0	UCLA vs Oregon (09/28/2024)
	100.0	Oregon at UCLA (09/28/2024)
	100.0	Ohio St. at Michigan St. (09/28/2024)
	100.0	Southern California vs Wisconsin (09/28/2024)
	100.0	Michigan vs Minnesota (09/28/2024)
	100.0	Michigan St. at Boston College (09/21/2024)
	100.0	Iowa at Minnesota (09/21/2024)
	100.0	Northwestern at Washington (09/21/2024)
	100.0	Southern California at Michigan (09/21/2024)
	100.0	UCLA at LSU (09/21/2024)
	100.0	Maryland vs Villanova (09/21/2024)
	100.0	Indiana vs Charlotte (09/21/2024)
	100.0	Illinois at Nebraska (09/20/2024)
	100.0	Nebraska vs UNI (09/14/2024)
	100.0	Michigan St. vs Prairie View (09/14/2024)
	100.0	Iowa vs Troy (09/14/2024)
	100.0	Oregon at Oregon St. (09/14/2024)
	100.0	Washington vs Washington St. (N) (09/14/2024)
	100.0	Southern California vs Utah St. (09/07/2024)
	100.0	Oregon vs Boise St. (09/07/2024)
	100.0	Illinois vs Kansas (09/07/2024)
	100.0	Michigan St. at Maryland (09/07/2024)
	100.0	Iowa vs Iowa St. (09/07/2024)
	100.0	Wisconsin vs South Dakota (09/07/2024)
	100.0	Washington vs Eastern Mich. (09/07/2024)
	100.0	Penn St. vs Bowling Green (09/07/2024)
	100.0	Michigan vs Texas (09/07/2024)
	100.0	Michigan vs Fresno St. (08/31/2024)
	100.0	Indiana vs FIU (08/31/2024)
	100.0	Ohio St. vs Akron (08/31/2024)
	100.0	Nebraska vs UTEP (08/31/2024)
	100.0	Maryland vs UConn (08/31/2024)
	100.0	Iowa vs Illinois St. (08/31/2024)
100.0	Illinois vs Eastern Ill. (08/29/2024)	
100.0	Rutgers vs Howard (08/29/2024)	
<b>PAT KICKS ATTEMPTED</b>	11	Indiana vs Western Ill. (09/06/2024)
<b>PAT KICKS MADE</b>	11	Indiana vs Western Ill. (09/06/2024)



**2024-25 Big Ten Football  
Team Highs  
All games**

<b>PAT KICKS PCT</b>	100.0	Minnesota at UCLA (10/12/2024)
	100.0	UCLA vs Minnesota (10/12/2024)
	100.0	Ohio St. at Oregon (10/12/2024)
	100.0	Oregon vs Ohio St. (10/12/2024)
	100.0	Purdue at Illinois (10/12/2024)
	100.0	Illinois vs Purdue (10/12/2024)
	100.0	Penn St. at Southern California (10/12/2024)
	100.0	Southern California vs Penn St. (10/12/2024)
	100.0	Wisconsin at Rutgers (10/12/2024)
	100.0	Rutgers vs Wisconsin (10/12/2024)
	100.0	Washington at Iowa (10/12/2024)
	100.0	Iowa vs Washington (10/12/2024)
	100.0	Maryland vs Northwestern (10/11/2024)
	100.0	Northwestern at Maryland (10/11/2024)
	100.0	Southern California at Minnesota (10/05/2024)
	100.0	Minnesota vs Southern California (10/05/2024)
	100.0	Michigan at Washington (10/05/2024)
	100.0	Washington vs Michigan (10/05/2024)
	100.0	Ohio St. vs Iowa (10/05/2024)
	100.0	Iowa at Ohio St. (10/05/2024)
	100.0	Nebraska vs Rutgers (10/05/2024)
	100.0	Rutgers at Nebraska (10/05/2024)
	100.0	Northwestern vs Indiana (10/05/2024)
	100.0	Indiana at Northwestern (10/05/2024)
	100.0	Penn St. vs UCLA (10/05/2024)
	100.0	Wisconsin vs Purdue (10/05/2024)
	100.0	Michigan St. at Oregon (10/04/2024)
	100.0	Oregon vs Michigan St. (10/04/2024)
	100.0	UCLA vs Oregon (09/28/2024)
	100.0	Penn St. vs Illinois (09/28/2024)
	100.0	Illinois at Penn St. (09/28/2024)
	100.0	Michigan St. vs Ohio St. (09/28/2024)
	100.0	Ohio St. at Michigan St. (09/28/2024)
	100.0	Wisconsin at Southern California (09/28/2024)
	100.0	Southern California vs Wisconsin (09/28/2024)
	100.0	Indiana vs Maryland (09/28/2024)
	100.0	Maryland at Indiana (09/28/2024)
	100.0	Purdue vs Nebraska (09/28/2024)
	100.0	Michigan vs Minnesota (09/28/2024)
	100.0	Minnesota at Michigan (09/28/2024)
	100.0	Nebraska at Purdue (09/28/2024)
	100.0	Rutgers vs Washington (09/27/2024)
	100.0	Washington at Rutgers (09/27/2024)
	100.0	Michigan St. at Boston College (09/21/2024)
	100.0	Iowa at Minnesota (09/21/2024)
	100.0	Minnesota vs Iowa (09/21/2024)
	100.0	Purdue at Oregon St. (09/21/2024)
	100.0	Washington vs Northwestern (09/21/2024)
	100.0	Southern California at Michigan (09/21/2024)
	100.0	Rutgers at Virginia Tech (09/21/2024)
100.0	Penn St. vs Kent St. (09/21/2024)	
100.0	UCLA at LSU (09/21/2024)	
100.0	Ohio St. vs Marshall (09/21/2024)	
100.0	Maryland vs Villanova (09/21/2024)	
100.0	Indiana vs Charlotte (09/21/2024)	
100.0	Nebraska vs Illinois (09/20/2024)	



**2024-25 Big Ten Football  
Team Highs  
All games**

<b>2 POINTS PATS MADE</b>	2	Purdue at Illinois (10/12/2024)
<b>PUNTS</b>	10	Purdue vs Notre Dame (09/14/2024)
<b>LONGEST PUNT</b>	74	Wisconsin at Southern California (09/28/2024)
<b>YARDS PUNTED</b>	428	Purdue vs Notre Dame (09/14/2024)
<b>PUNTING AVG</b>	57.0	Iowa vs Washington (10/12/2024)
<b>PUNT RETURNS</b>	6	Iowa vs Illinois St. (08/31/2024)
<b>PUNT RETURN YARDS</b>	109	Oregon vs Boise St. (09/07/2024)
<b>PUNT RETURN AVG</b>	54.5	Oregon vs Boise St. (09/07/2024)
<b>LONGEST PUNT RETURN</b>	85	Oregon vs Boise St. (09/07/2024)
<b>KICK RETURN</b>	4	Iowa vs Washington (10/12/2024)
	4	Northwestern vs Indiana (10/05/2024)
	4	Minnesota vs Iowa (09/21/2024)
	4	Northwestern at Washington (09/21/2024)
	4	UCLA vs Indiana (09/14/2024)
	4	Wisconsin vs South Dakota (09/07/2024)
	4	Michigan vs Texas (09/07/2024)
	4	Penn St. at West Virginia (08/31/2024)
<b>KICK RETURN YARDS</b>	161	Northwestern at Washington (09/21/2024)
<b>KICK RETURN AVERAGE</b>	60.0	Oregon vs Boise St. (09/07/2024)
<b>LONGEST KICK RETURN</b>	100	Oregon vs Boise St. (09/07/2024)
<b>KICK RETURN TDS</b>	1	Oregon vs Boise St. (09/07/2024)
<b>INTERCEPTIONS</b>	3	Minnesota at UCLA (10/12/2024)
	3	Southern California vs Penn St. (10/12/2024)
	3	Minnesota vs Nevada (09/14/2024)
	3	Illinois vs Kansas (09/07/2024)
	3	Minnesota vs Rhode Island (09/07/2024)
<b>INTERCEPTION RETURN YARDS</b>	100	Michigan St. vs Prairie View (09/14/2024)
<b>INTERCEPTION RETURN AVERAGE</b>	100.0	Michigan St. vs Prairie View (09/14/2024)
<b>LONGEST INTERCEPTION RETURN</b>	100	Michigan St. vs Prairie View (09/14/2024)
<b>INTERCEPTION RETURN TDS</b>	1	UCLA vs Oregon (09/28/2024)
	1	Southern California vs Wisconsin (09/28/2024)
	1	Nebraska at Purdue (09/28/2024)
	1	Michigan vs Southern California (09/21/2024)
	1	Michigan St. vs Prairie View (09/14/2024)
	1	Iowa vs Troy (09/14/2024)
	1	Nebraska vs Colorado (09/07/2024)
	1	Illinois vs Kansas (09/07/2024)
	1	Minnesota vs Rhode Island (09/07/2024)
	1	Indiana vs Western Ill. (09/06/2024)
	1	Michigan vs Fresno St. (08/31/2024)
	1	Ohio St. vs Akron (08/31/2024)
	1	Rutgers vs Howard (08/29/2024)
<b>FUMBLES LOST</b>	3	Maryland vs Northwestern (10/11/2024)
<b>FUMBLES RECOVERED</b>	3	Northwestern at Maryland (10/11/2024)
<b>SACKED BY OPP</b>	7	Illinois at Penn St. (09/28/2024)
<b>QB SACKS</b>	6	Illinois at Nebraska (09/20/2024)
<b>TURNOVERS COMMITTED</b>	4	Maryland vs Northwestern (10/11/2024)
	4	Indiana vs Maryland (09/28/2024)
	4	Michigan St. at Boston College (09/21/2024)
<b>TURNOVERS CAUSED</b>	4	Northwestern at Maryland (10/11/2024)
	4	Maryland at Indiana (09/28/2024)
	4	Maryland at Virginia (09/14/2024)
	4	Illinois vs Kansas (09/07/2024)
	4	Minnesota vs Rhode Island (09/07/2024)
	4	Illinois vs Eastern Ill. (08/29/2024)



**2024-25 Big Ten Football  
Team Highs  
All games**

<b>KICKS BLOCKED</b>	2	Nebraska vs Rutgers (10/05/2024)
	2	Nebraska at Purdue (09/28/2024)
	2	Washington vs Eastern Mich. (09/07/2024)
<b>FIRST DOWNS</b>	19	Penn St. vs Kent St. (09/21/2024)
<b>1ST DOWN RUSHING</b>	21	Rutgers vs Howard (08/29/2024)
<b>1ST DOWN PASSING</b>	24	Oregon vs Idaho (08/31/2024)
<b>1ST DOWN BY PENALTY</b>	8	Nebraska at Purdue (09/28/2024)
<b>PENALTIES</b>	16	Washington vs Washington St. (N) (09/14/2024)
<b>PENALTIES YARDS</b>	165	Purdue vs Nebraska (09/28/2024)



**2024-25 Big Ten Football  
Opponent Highs  
All games**

<b>POINTS</b>	66	Purdue vs Notre Dame (09/14/2024)
<b>POINTS SCORED KICKING</b>	16	Washington at Iowa (10/12/2024)
<b>TOUCHDOWNS</b>	9	Purdue vs Notre Dame (09/14/2024)
<b>TOTAL OFFENSE YARDS</b>	589	Purdue at Wisconsin (10/05/2024)
<b>TOTAL OFFENSE PLAYS</b>	85	Northwestern at Maryland (10/11/2024)
<b>TOTAL OFFENSE YARDS/PLAY</b>	9.2	Illinois vs Purdue (10/12/2024)
<b>RUSHING YARDS</b>	362	Purdue vs Notre Dame (09/14/2024)
<b>RUSHING ATTEMPTS</b>	57	Purdue at Oregon St. (09/21/2024)
<b>YARDS PER RUSH</b>	8.2	Purdue vs Notre Dame (09/14/2024)
<b>RUSHING TDS</b>	6	Purdue vs Notre Dame (09/14/2024)
<b>LONGEST RUSH</b>	75	Penn St. at Southern California (10/12/2024)
	75	Indiana vs Maryland (09/28/2024)
<b>PASSING YARDS</b>	400	Southern California vs Penn St. (10/12/2024)
<b>PASSING ATTEMPTS</b>	52	Northwestern at Maryland (10/11/2024)
	52	Michigan vs Southern California (09/21/2024)
<b>PASSING TDS</b>	4	Iowa at Ohio St. (10/05/2024)
	4	Nebraska vs Illinois (09/20/2024)
	4	UCLA vs Indiana (09/14/2024)
<b>LONGEST PASS</b>	77	Maryland vs Michigan St. (09/07/2024)
<b>PASSES COMPLETED</b>	34	Iowa vs Washington (10/12/2024)
<b>HAD INTERCEPTED</b>	3	Minnesota at UCLA (10/12/2024)
	3	Southern California vs Penn St. (10/12/2024)
	3	Minnesota vs Nevada (09/14/2024)
	3	Illinois vs Kansas (09/07/2024)
	3	Minnesota vs Rhode Island (09/07/2024)
<b>PASS COMPLETION PCT</b>	84.0	Iowa at Ohio St. (10/05/2024)
<b>PASSING YARDS/ATTEMPT</b>	11.5	Northwestern vs Indiana (10/05/2024)
<b>YARDS PER CATCH</b>	20.3	Maryland vs Northwestern (10/11/2024)
<b>FIELD GOAL ATTEMPTS</b>	4	Southern California vs Penn St. (10/12/2024)
	4	Penn St. at Southern California (10/12/2024)
	4	Washington at Iowa (10/12/2024)
	4	Michigan at Washington (10/05/2024)
	4	Rutgers vs Washington (09/27/2024)
	4	Minnesota vs North Carolina (08/29/2024)
<b>FIELD GOALS MADE</b>	4	Southern California vs Penn St. (10/12/2024)
	4	Washington at Iowa (10/12/2024)
	4	Minnesota vs North Carolina (08/29/2024)
<b>LONGEST FIELD GOAL</b>	57	Washington vs Eastern Mich. (09/07/2024)



**2024-25 Big Ten Football  
Opponent Highs  
All games**

<b>FIELD GOAL PCT</b>	100.0	Minnesota at UCLA (10/12/2024)
	100.0	Oregon vs Ohio St. (10/12/2024)
	100.0	Illinois vs Purdue (10/12/2024)
	100.0	Purdue at Illinois (10/12/2024)
	100.0	Southern California vs Penn St. (10/12/2024)
	100.0	Washington at Iowa (10/12/2024)
	100.0	Maryland vs Northwestern (10/11/2024)
	100.0	Southern California at Minnesota (10/05/2024)
	100.0	Washington vs Michigan (10/05/2024)
	100.0	Indiana at Northwestern (10/05/2024)
	100.0	Northwestern vs Indiana (10/05/2024)
	100.0	Penn St. vs UCLA (10/05/2024)
	100.0	UCLA at Penn St. (10/05/2024)
	100.0	Wisconsin vs Purdue (10/05/2024)
	100.0	Purdue at Wisconsin (10/05/2024)
	100.0	Oregon vs Michigan St. (10/04/2024)
	100.0	Michigan St. at Oregon (10/04/2024)
	100.0	Oregon at UCLA (09/28/2024)
	100.0	UCLA vs Oregon (09/28/2024)
	100.0	Michigan St. vs Ohio St. (09/28/2024)
	100.0	Wisconsin at Southern California (09/28/2024)
	100.0	Minnesota at Michigan (09/28/2024)
	100.0	Michigan St. at Boston College (09/21/2024)
	100.0	Minnesota vs Iowa (09/21/2024)
	100.0	Washington vs Northwestern (09/21/2024)
	100.0	Michigan vs Southern California (09/21/2024)
	100.0	UCLA at LSU (09/21/2024)
	100.0	Nebraska vs Illinois (09/20/2024)
	100.0	Maryland at Virginia (09/14/2024)
	100.0	Nebraska vs UNI (09/14/2024)
	100.0	Purdue vs Notre Dame (09/14/2024)
	100.0	Illinois vs Central Mich. (09/14/2024)
	100.0	Illinois vs Kansas (09/07/2024)
	100.0	Maryland vs Michigan St. (09/07/2024)
	100.0	Wisconsin vs South Dakota (09/07/2024)
	100.0	Washington vs Eastern Mich. (09/07/2024)
	100.0	Penn St. vs Bowling Green (09/07/2024)
	100.0	Indiana vs Western Ill. (09/06/2024)
	100.0	Southern California vs LSU (N) (09/01/2024)
	100.0	Michigan vs Fresno St. (08/31/2024)
	100.0	Ohio St. vs Akron (08/31/2024)
	100.0	UCLA at Hawaii (08/31/2024)
	100.0	Penn St. at West Virginia (08/31/2024)
	100.0	Minnesota vs North Carolina (08/29/2024)
<b>PAT KICKS ATTEMPTED</b>	9	Purdue vs Notre Dame (09/14/2024)
<b>PAT KICKS MADE</b>	9	Purdue vs Notre Dame (09/14/2024)





2024-25 Big Ten Football  
Opponent Highs  
All games

PAT KICKS PCT	
	100.0 UCLA vs Minnesota (10/12/2024)
	100.0 Minnesota at UCLA (10/12/2024)
	100.0 Oregon vs Ohio St. (10/12/2024)
	100.0 Ohio St. at Oregon (10/12/2024)
	100.0 Illinois vs Purdue (10/12/2024)
	100.0 Purdue at Illinois (10/12/2024)
	100.0 Southern California vs Penn St. (10/12/2024)
	100.0 Penn St. at Southern California (10/12/2024)
	100.0 Rutgers vs Wisconsin (10/12/2024)
	100.0 Wisconsin at Rutgers (10/12/2024)
	100.0 Iowa vs Washington (10/12/2024)
	100.0 Washington at Iowa (10/12/2024)
	100.0 Northwestern at Maryland (10/11/2024)
	100.0 Maryland vs Northwestern (10/11/2024)
	100.0 Minnesota vs Southern California (10/05/2024)
	100.0 Southern California at Minnesota (10/05/2024)
	100.0 Washington vs Michigan (10/05/2024)
	100.0 Michigan at Washington (10/05/2024)
	100.0 Iowa at Ohio St. (10/05/2024)
	100.0 Ohio St. vs Iowa (10/05/2024)
	100.0 Rutgers at Nebraska (10/05/2024)
	100.0 Nebraska vs Rutgers (10/05/2024)
	100.0 Indiana at Northwestern (10/05/2024)
	100.0 Northwestern vs Indiana (10/05/2024)
	100.0 UCLA at Penn St. (10/05/2024)
	100.0 Purdue at Wisconsin (10/05/2024)
	100.0 Oregon vs Michigan St. (10/04/2024)
	100.0 Michigan St. at Oregon (10/04/2024)
	100.0 Oregon at UCLA (09/28/2024)
	100.0 Illinois at Penn St. (09/28/2024)
	100.0 Penn St. vs Illinois (09/28/2024)
	100.0 Ohio St. at Michigan St. (09/28/2024)
	100.0 Michigan St. vs Ohio St. (09/28/2024)
	100.0 Southern California vs Wisconsin (09/28/2024)
	100.0 Wisconsin at Southern California (09/28/2024)
	100.0 Maryland at Indiana (09/28/2024)
	100.0 Indiana vs Maryland (09/28/2024)
	100.0 Nebraska at Purdue (09/28/2024)
	100.0 Minnesota at Michigan (09/28/2024)
	100.0 Michigan vs Minnesota (09/28/2024)
	100.0 Purdue vs Nebraska (09/28/2024)
	100.0 Washington at Rutgers (09/27/2024)
	100.0 Rutgers vs Washington (09/27/2024)
	100.0 Minnesota vs Iowa (09/21/2024)
	100.0 Iowa at Minnesota (09/21/2024)
	100.0 Purdue at Oregon St. (09/21/2024)
	100.0 Northwestern at Washington (09/21/2024)
	100.0 Michigan vs Southern California (09/21/2024)
	100.0 Rutgers at Virginia Tech (09/21/2024)
	100.0 UCLA at LSU (09/21/2024)
	100.0 Ohio St. vs Marshall (09/21/2024)
	100.0 Maryland vs Villanova (09/21/2024)
	100.0 Indiana vs Charlotte (09/21/2024)
	100.0 Illinois at Nebraska (09/20/2024)
	100.0 Nebraska vs Illinois (09/20/2024)
	100.0 Maryland at Virginia (09/14/2024)



2024-25 Big Ten Football  
Opponent Highs  
All games

<b>2 POINTS PATS MADE</b>	2	Illinois vs Purdue (10/12/2024)
	2	Rutgers at Virginia Tech (09/21/2024)
<b>PUNTS</b>	11	Ohio St. vs Western Mich. (09/07/2024)
<b>LONGEST PUNT</b>	74	Southern California vs Wisconsin (09/28/2024)
<b>YARDS PUNTED</b>	447	Ohio St. vs Western Mich. (09/07/2024)
<b>PUNTING AVG</b>	57.0	Washington at Iowa (10/12/2024)
<b>PUNT RETURNS</b>	4	Purdue at Wisconsin (10/05/2024)
	4	Maryland at Indiana (09/28/2024)
	4	Northwestern at Washington (09/21/2024)
	4	Purdue vs Notre Dame (09/14/2024)
	4	Nebraska vs Colorado (09/07/2024)
	4	Northwestern vs Duke (09/06/2024)
<b>PUNT RETURN YARDS</b>	82	Michigan vs Minnesota (09/28/2024)
<b>PUNT RETURN AVG</b>	77.0	Iowa vs Troy (09/14/2024)
<b>LONGEST PUNT RETURN</b>	77	Iowa vs Troy (09/14/2024)
<b>KICK RETURN</b>	6	Indiana vs Charlotte (09/21/2024)
<b>KICK RETURN YARDS</b>	161	Washington vs Northwestern (09/21/2024)
<b>KICK RETURN AVERAGE</b>	46.0	Southern California vs Wisconsin (09/28/2024)
<b>LONGEST KICK RETURN</b>	96	Washington vs Northwestern (09/21/2024)



2024-25 Big Ten Football  
Opponent Highs  
All games

KICK RETURN TDS	
	0 UCLA vs Minnesota (10/12/2024)
	0 Minnesota at UCLA (10/12/2024)
	0 Oregon vs Ohio St. (10/12/2024)
	0 Ohio St. at Oregon (10/12/2024)
	0 Illinois vs Purdue (10/12/2024)
	0 Purdue at Illinois (10/12/2024)
	0 Southern California vs Penn St. (10/12/2024)
	0 Penn St. at Southern California (10/12/2024)
	0 Rutgers vs Wisconsin (10/12/2024)
	0 Wisconsin at Rutgers (10/12/2024)
	0 Iowa vs Washington (10/12/2024)
	0 Washington at Iowa (10/12/2024)
	0 Northwestern at Maryland (10/11/2024)
	0 Maryland vs Northwestern (10/11/2024)
	0 Minnesota vs Southern California (10/05/2024)
	0 Southern California at Minnesota (10/05/2024)
	0 Washington vs Michigan (10/05/2024)
	0 Michigan at Washington (10/05/2024)
	0 Iowa at Ohio St. (10/05/2024)
	0 Ohio St. vs Iowa (10/05/2024)
	0 Rutgers at Nebraska (10/05/2024)
	0 Nebraska vs Rutgers (10/05/2024)
	0 Indiana at Northwestern (10/05/2024)
	0 Northwestern vs Indiana (10/05/2024)
	0 Penn St. vs UCLA (10/05/2024)
	0 UCLA at Penn St. (10/05/2024)
	0 Wisconsin vs Purdue (10/05/2024)
	0 Purdue at Wisconsin (10/05/2024)
	0 Oregon vs Michigan St. (10/04/2024)
	0 Michigan St. at Oregon (10/04/2024)
	0 Oregon at UCLA (09/28/2024)
	0 UCLA vs Oregon (09/28/2024)
	0 Illinois at Penn St. (09/28/2024)
	0 Penn St. vs Illinois (09/28/2024)
	0 Ohio St. at Michigan St. (09/28/2024)
	0 Michigan St. vs Ohio St. (09/28/2024)
	0 Southern California vs Wisconsin (09/28/2024)
	0 Wisconsin at Southern California (09/28/2024)
	0 Maryland at Indiana (09/28/2024)
	0 Indiana vs Maryland (09/28/2024)
	0 Nebraska at Purdue (09/28/2024)
	0 Minnesota at Michigan (09/28/2024)
	0 Michigan vs Minnesota (09/28/2024)
	0 Purdue vs Nebraska (09/28/2024)
	0 Washington at Rutgers (09/27/2024)
	0 Rutgers vs Washington (09/27/2024)
	0 Michigan St. at Boston College (09/21/2024)
	0 Minnesota vs Iowa (09/21/2024)
	0 Iowa at Minnesota (09/21/2024)
	0 Purdue at Oregon St. (09/21/2024)
	0 Northwestern at Washington (09/21/2024)
	0 Washington vs Northwestern (09/21/2024)
	0 Michigan vs Southern California (09/21/2024)
	0 Southern California at Michigan (09/21/2024)
	0 Rutgers at Virginia Tech (09/21/2024)
	0 Penn St. vs Kent St. (09/21/2024)



**2024-25 Big Ten Football  
Opponent Highs  
All games**

<b>INTERCEPTIONS</b>	3	UCLA vs Minnesota (10/12/2024)
	3	Penn St. at Southern California (10/12/2024)
	3	Michigan St. at Boston College (09/21/2024)
	3	Michigan vs Arkansas St. (09/14/2024)
<b>INTERCEPTION RETURN YARDS</b>	96	Oregon at UCLA (09/28/2024)
<b>INTERCEPTION RETURN AVERAGE</b>	96.0	Oregon at UCLA (09/28/2024)
<b>LONGEST INTERCEPTION RETURN</b>	96	Oregon at UCLA (09/28/2024)
<b>INTERCEPTION RETURN TDS</b>	1	Oregon at UCLA (09/28/2024)
	1	Wisconsin at Southern California (09/28/2024)
	1	Purdue vs Nebraska (09/28/2024)
	1	Purdue at Oregon St. (09/21/2024)
	1	Southern California at Michigan (09/21/2024)
	1	Purdue vs Notre Dame (09/14/2024)
<b>FUMBLES LOST</b>	3	Northwestern at Maryland (10/11/2024)
<b>FUMBLES RECOVERED</b>	3	Maryland vs Northwestern (10/11/2024)
<b>SACKED BY OPP</b>	7	Illinois at Penn St. (09/28/2024)
<b>QB SACKS</b>	7	Michigan St. vs Fla. Atlantic (08/30/2024)
<b>TURNOVERS COMMITTED</b>	4	Northwestern at Maryland (10/11/2024)
	4	Maryland at Indiana (09/28/2024)
	4	Maryland at Virginia (09/14/2024)
	4	Illinois vs Kansas (09/07/2024)
	4	Minnesota vs Rhode Island (09/07/2024)
	4	Illinois vs Eastern Ill. (08/29/2024)
<b>TURNOVERS CAUSED</b>	4	Northwestern at Maryland (10/11/2024)
	4	Maryland at Indiana (09/28/2024)
	4	Maryland at Virginia (09/14/2024)
	4	Illinois vs Kansas (09/07/2024)
	4	Minnesota vs Rhode Island (09/07/2024)
	4	Illinois vs Eastern Ill. (08/29/2024)
<b>KICKS BLOCKED</b>	2	Rutgers at Nebraska (10/05/2024)
	2	Purdue vs Nebraska (09/28/2024)
<b>FIRST DOWNS</b>	14	Northwestern vs Indiana (10/05/2024)
<b>1ST DOWN RUSHING</b>	20	Purdue at Oregon St. (09/21/2024)
<b>1ST DOWN PASSING</b>	21	Southern California vs Penn St. (10/12/2024)
<b>1ST DOWN BY PENALTY</b>	8	Purdue vs Nebraska (09/28/2024)
<b>PENALTIES</b>	14	UCLA vs Indiana (09/14/2024)
<b>PENALTIES YARDS</b>	165	Nebraska at Purdue (09/28/2024)



**2024-25 Big Ten Football  
Team Lows  
All games**

<b>TOTAL OFFENSE YARDS</b>	112	Northwestern at Washington (09/21/2024)
<b>TOTAL OFFENSE YARDS/PLAY</b>	2.1	Northwestern at Washington (09/21/2024)
<b>RUSHING YARDS</b>	14	UCLA at LSU (09/21/2024)
<b>RUSHING ATTEMPTS</b>	20	UCLA at Hawaii (08/31/2024)
<b>YARDS PER RUSH</b>	0.6	UCLA at LSU (09/21/2024)
<b>LONGEST RUSH</b>	10	UCLA vs Minnesota (10/12/2024)
	10	Maryland vs Michigan St. (09/07/2024)
<b>PASSING ATTEMPTS</b>	12	Michigan vs Southern California (09/21/2024)
<b>PASSING YARDS</b>	32	Michigan vs Southern California (09/21/2024)
<b>YARDS PER COMPLETION</b>	4.6	Michigan vs Southern California (09/21/2024)
<b>PASSES COMPLETED</b>	7	Purdue at Oregon St. (09/21/2024)
	7	Michigan vs Southern California (09/21/2024)
<b>PASS COMPLETION PCT</b>	29.6	Northwestern at Washington (09/21/2024)
<b>LONGEST PASS</b>	10	Michigan vs Southern California (09/21/2024)
<b>FIRST DOWNS</b>	0	Michigan at Washington (10/05/2024)
<b>1ST DOWN RUSHING</b>	2	UCLA vs Minnesota (10/12/2024)
<b>1ST DOWN PASSING</b>	0	Michigan vs Southern California (09/21/2024)
<b>1ST DOWN BY PENALTY</b>	0	Ohio St. at Oregon (10/12/2024)
	0	Illinois vs Purdue (10/12/2024)
	0	Southern California vs Penn St. (10/12/2024)
	0	Rutgers vs Wisconsin (10/12/2024)
	0	Northwestern at Maryland (10/11/2024)
	0	Ohio St. vs Iowa (10/05/2024)
	0	Iowa at Ohio St. (10/05/2024)
	0	Nebraska vs Rutgers (10/05/2024)
	0	Indiana at Northwestern (10/05/2024)
	0	UCLA at Penn St. (10/05/2024)
	0	Michigan St. vs Ohio St. (09/28/2024)
	0	Purdue vs Nebraska (09/28/2024)
	0	Michigan St. at Boston College (09/21/2024)
	0	Minnesota vs Iowa (09/21/2024)
	0	Southern California at Michigan (09/21/2024)
	0	Michigan vs Southern California (09/21/2024)
	0	Maryland vs Villanova (09/21/2024)
	0	Nebraska vs Illinois (09/20/2024)
	0	Maryland at Virginia (09/14/2024)
	0	Purdue vs Notre Dame (09/14/2024)
	0	Washington vs Washington St. (N) (09/14/2024)
	0	Michigan vs Arkansas St. (09/14/2024)
	0	Ohio St. vs Western Mich. (09/07/2024)
	0	Illinois vs Kansas (09/07/2024)
	0	Iowa vs Iowa St. (09/07/2024)
	0	Penn St. vs Bowling Green (09/07/2024)
	0	Michigan vs Texas (09/07/2024)
	0	Oregon vs Idaho (08/31/2024)
	0	Indiana vs FIU (08/31/2024)
	0	Penn St. at West Virginia (08/31/2024)
	0	Purdue vs Indiana St. (08/31/2024)
<b>PENALTIES</b>	0	Iowa vs Troy (09/14/2024)
<b>PENALTIES YARDS</b>	0	Iowa vs Troy (09/14/2024)



**2024-25 Big Ten Football  
Opponent Lows  
All games**

<b>TOTAL OFFENSE YARDS</b>	66	Penn St. vs Kent St. (09/21/2024)
<b>TOTAL OFFENSE YARDS/PLAY</b>	1.5	Penn St. vs Kent St. (09/21/2024)
<b>RUSHING YARDS</b>	9	Michigan vs Fresno St. (08/31/2024)
<b>RUSHING ATTEMPTS</b>	13	Minnesota vs Rhode Island (09/07/2024)
<b>YARDS PER RUSH</b>	0.4	Michigan vs Fresno St. (08/31/2024)
<b>LONGEST RUSH</b>	6	Minnesota vs Rhode Island (09/07/2024)
<b>PASSING ATTEMPTS</b>	10	Purdue vs Indiana St. (08/31/2024)
<b>PASSING YARDS</b>	18	Penn St. vs Kent St. (09/21/2024)
<b>YARDS PER COMPLETION</b>	4.6	Southern California at Michigan (09/21/2024)
<b>PASSES COMPLETED</b>	2	Penn St. vs Kent St. (09/21/2024)
<b>PASS COMPLETION PCT</b>	15.4	Penn St. vs Kent St. (09/21/2024)
<b>LONGEST PASS</b>	10	Southern California at Michigan (09/21/2024)
<b>FIRST DOWNS</b>	0	Washington vs Michigan (10/05/2024)
	0	Illinois vs Eastern Ill. (08/29/2024)
<b>1ST DOWN RUSHING</b>	0	Ohio St. vs Western Mich. (09/07/2024)
<b>1ST DOWN PASSING</b>	0	Southern California at Michigan (09/21/2024)
<b>1ST DOWN BY PENALTY</b>	0	Oregon vs Ohio St. (10/12/2024)
	0	Purdue at Illinois (10/12/2024)
	0	Penn St. at Southern California (10/12/2024)
	0	Wisconsin at Rutgers (10/12/2024)
	0	Maryland vs Northwestern (10/11/2024)
	0	Iowa at Ohio St. (10/05/2024)
	0	Ohio St. vs Iowa (10/05/2024)
	0	Rutgers at Nebraska (10/05/2024)
	0	Northwestern vs Indiana (10/05/2024)
	0	Penn St. vs UCLA (10/05/2024)
	0	Ohio St. at Michigan St. (09/28/2024)
	0	Nebraska at Purdue (09/28/2024)
	0	Iowa at Minnesota (09/21/2024)
	0	Michigan vs Southern California (09/21/2024)
	0	Southern California at Michigan (09/21/2024)
	0	Rutgers at Virginia Tech (09/21/2024)
	0	Illinois at Nebraska (09/20/2024)
	0	Iowa vs Troy (09/14/2024)
	0	Wisconsin vs Alabama (09/14/2024)
	0	Southern California vs Utah St. (09/07/2024)
	0	Michigan vs Texas (09/07/2024)
	0	Southern California vs LSU (N) (09/01/2024)
	0	Nebraska vs UTEP (08/31/2024)
	0	Wisconsin vs Western Mich. (08/30/2024)
<b>PENALTIES</b>	1	Iowa at Ohio St. (10/05/2024)
	1	Ohio St. vs Iowa (10/05/2024)
	1	Minnesota vs Iowa (09/21/2024)
	1	Penn St. at West Virginia (08/31/2024)
<b>PENALTIES YARDS</b>	2	Ohio St. vs Western Mich. (09/07/2024)



**2024-25 Big Ten Football  
Conference Individual Game Highs  
All games**

**INDIVIDUAL PLAYER GAME HIGHS**

<b>Points scored</b>	
18	Josh McCray (Illinois) vs Purdue (10/12/2024)
18	Tawee Walker (Wisconsin) at Rutgers (10/12/2024)
18	Kaleb Johnson (Iowa) vs Washington (10/12/2024)
18	Max Brosmer (Minnesota) vs Southern California (10/05/2024)
18	Emeka Egbuka (Ohio St.) vs Iowa (10/05/2024)
18	Tawee Walker (Wisconsin) vs Purdue (10/05/2024)
18	Kaleb Johnson (Iowa) at Minnesota (09/21/2024)
18	Darius Taylor (Minnesota) vs Nevada (09/14/2024)
18	Kyle Monangai (Rutgers) vs Akron (09/07/2024)
18	Jonah Coleman (Washington) vs Weber St. (08/31/2024)
<b>Touchdowns</b>	
3	Josh McCray (Illinois) vs Purdue (10/12/2024)
3	Tawee Walker (Wisconsin) at Rutgers (10/12/2024)
3	Kaleb Johnson (Iowa) vs Washington (10/12/2024)
3	Max Brosmer (Minnesota) vs Southern California (10/05/2024)
3	Emeka Egbuka (Ohio St.) vs Iowa (10/05/2024)
3	Tawee Walker (Wisconsin) vs Purdue (10/05/2024)
3	Kaleb Johnson (Iowa) at Minnesota (09/21/2024)
3	Darius Taylor (Minnesota) vs Nevada (09/14/2024)
3	Kyle Monangai (Rutgers) vs Akron (09/07/2024)
3	Jonah Coleman (Washington) vs Weber St. (08/31/2024)
<b>TD responsibility</b>	
5	Will Howard (Ohio St.) vs Iowa (10/05/2024) [1r,4p]
<b>Points scored kicking</b>	
16	Drew Stevens (Iowa) vs Washington (10/12/2024) [4fg,4pat]
<b>Total offense yards</b>	
439	Luke Altmeyer (Illinois) vs Purdue (10/12/2024) [60r,379p]
423	Drew Allar (Penn St.) at Southern California (10/12/2024) [32r,391p]
<b>Total offense plays</b>	
65	Billy Edwards Jr. (Maryland) vs Northwestern (10/11/2024) [14r,51p]
56	Miller Moss (Southern California) at Michigan (09/21/2024) [5r,51p]
<b>Total offense yards/play</b>	
35	Jaheim Merriweather (Purdue) at Wisconsin (10/05/2024) [35-1]
30	Brian Buschini (Nebraska) vs Rutgers (10/05/2024) [30-1]
<b>Rushing yards</b>	
208	Kyle Monangai (Rutgers) vs Akron (09/07/2024)
206	Kaleb Johnson (Iowa) at Minnesota (09/21/2024)
<b>Rushing attempts</b>	
27	Kyle Monangai (Rutgers) vs Akron (09/07/2024)
26	Kyle Monangai (Rutgers) at Virginia Tech (09/21/2024)
<b>Yards per rush</b>	
35	Jaheim Merriweather (Purdue) at Wisconsin (10/05/2024) [35-1]
<b>Rushing TDs</b>	
3	Tawee Walker (Wisconsin) at Rutgers (10/12/2024)
3	Max Brosmer (Minnesota) vs Southern California (10/05/2024)
3	Tawee Walker (Wisconsin) vs Purdue (10/05/2024)
3	Kaleb Johnson (Iowa) at Minnesota (09/21/2024)
3	Kyle Monangai (Rutgers) vs Akron (09/07/2024)
3	Jonah Coleman (Washington) vs Weber St. (08/31/2024)
<b>Longest rush</b>	
86	Quinshon Judkins (Ohio St.) vs Marshall (09/21/2024)
80	Darius Taylor (Minnesota) vs Nevada (09/14/2024)



**2024-25 Big Ten Football  
Conference Individual Game Highs  
All games**

<b>Passing yards</b>	
391	Drew Allar (Penn St.) at Southern California (10/12/2024)
380	Kurtis Rourke (Indiana) at Northwestern (10/05/2024)
380	Dillon Gabriel (Oregon) vs Idaho (08/31/2024)
<b>Passing attempts</b>	
51	Billy Edwards Jr. (Maryland) vs Northwestern (10/11/2024)
51	Miller Moss (Southern California) at Michigan (09/21/2024)
<b>Passing TDs</b>	
4	Will Howard (Ohio St.) vs Iowa (10/05/2024)
4	Luke Altmyer (Illinois) at Nebraska (09/20/2024)
4	Kurtis Rourke (Indiana) at UCLA (09/14/2024)
4	Will Rogers (Washington) vs Eastern Mich. (09/07/2024)
4	Hudson Card (Purdue) vs Indiana St. (08/31/2024)
4	Luke Altmyer (Illinois) vs Eastern Ill. (08/29/2024)
<b>Longest pass</b>	
77	Aidan Chiles (Michigan St.) at Maryland (09/07/2024)
75	Billy Edwards Jr. (Maryland) vs UConn (08/31/2024)
<b>Passes completed</b>	
41	Dillon Gabriel (Oregon) vs Idaho (08/31/2024)
31	Dillon Gabriel (Oregon) at UCLA (09/28/2024)
<b>Had intercepted</b>	
3	Ethan Garbers (UCLA) vs Minnesota (10/12/2024)
3	Drew Allar (Penn St.) at Southern California (10/12/2024)
3	Aidan Chiles (Michigan St.) at Boston College (09/21/2024)
3	Davis Warren (Michigan) vs Arkansas St. (09/14/2024)
<b>Pass completion pct</b>	
100	Tyler Warren (Penn St.) at Southern California (10/12/2024) [1-1]
100	Demond Williams Jr. (Washington) vs Michigan (10/05/2024) [2-2]
100	Brendan Sullivan (Iowa) at Ohio St. (10/05/2024) [1-1]
100	Brian Buschini (Nebraska) vs Rutgers (10/05/2024) [1-1]
100	Ryan Browne (Purdue) at Wisconsin (10/05/2024) [1-1]
100	Mabrey Mettauer (Wisconsin) vs Purdue (10/05/2024) [1-1]
100	Tommy Schuster (Michigan St.) at Oregon (10/04/2024) [5-5]
100	Dante Moore (Oregon) vs Michigan St. (10/04/2024) [1-1]
100	Demond Williams Jr. (Washington) at Rutgers (09/27/2024) [1-1]
100	Demond Williams Jr. (Washington) vs Northwestern (09/21/2024) [2-2]
100	Tyler Warren (Penn St.) vs Kent St. (09/21/2024) [1-1]
100	Mike Wright (Northwestern) vs Eastern Ill. (09/14/2024) [1-1]
100	Heinrich Haarberg (Nebraska) vs UNI (09/14/2024) [3-3]
100	Justyn Martin (UCLA) vs Indiana (09/14/2024) [1-1]
100	Brendan Sullivan (Iowa) vs Troy (09/14/2024) [1-1]
100	Dante Moore (Oregon) at Oregon St. (09/14/2024) [3-3]
100	Tyler Van Dyke (Wisconsin) vs Alabama (09/14/2024) [5-5]
100	Julian Sayin (Ohio St.) vs Western Mich. (09/07/2024) [2-2]
100	Devin Brown (Ohio St.) vs Western Mich. (09/07/2024) [5-5]
100	Demond Williams Jr. (Washington) vs Eastern Mich. (09/07/2024) [3-3]
100	Alberto Mendoza (Indiana) vs Western Ill. (09/06/2024) [1-1]
100	Tayven Jackson (Indiana) vs Western Ill. (09/06/2024) [3-3]
100	Heinrich Haarberg (Nebraska) vs UTEP (08/31/2024) [5-5]
100	Beau Pribula (Penn St.) at West Virginia (08/31/2024) [1-1]
<b>Pass yards/attempt</b>	
34.7	Tayven Jackson (Indiana) vs Western Ill. (09/06/2024) [104-3]
30.5	Julian Sayin (Ohio St.) vs Western Mich. (09/07/2024) [61-2]
<b>Pass yards/catch</b>	
34.7	Tayven Jackson (Indiana) vs Western Ill. (09/06/2024) [104-3]





**2024-25 Big Ten Football  
Conference Individual Game Highs  
All games**

30.5	Julian Sayin (Ohio St.) vs Western Mich. (09/07/2024) [61-2]
<b>Receiving yards</b>	
224	Tyler Warren (Penn St.) at Southern California (10/12/2024)
194	Nick Marsh (Michigan St.) at Maryland (09/07/2024)
<b>Receptions</b>	
17	Tyler Warren (Penn St.) at Southern California (10/12/2024)
14	Tai Felton (Maryland) vs Villanova (09/21/2024)
<b>Yards per catch</b>	
136	Tyler Warren (Penn St.) at Southern California (10/12/2024) [17-224]
125	Emeka Egbuka (Ohio St.) vs Marshall (09/21/2024) [5-117]
<b>Receiving TDs</b>	
3	Emeka Egbuka (Ohio St.) vs Iowa (10/05/2024)
2	A.J. Henning (Northwestern) vs Indiana (10/05/2024)
2	Trech Kekahuna (Wisconsin) vs Purdue (10/05/2024)
2	Tez Johnson (Oregon) at UCLA (09/28/2024)
2	Ja'Kobi Lane (Southern California) vs Wisconsin (09/28/2024)
2	Denzel Boston (Washington) at Rutgers (09/27/2024)
2	Denzel Boston (Washington) vs Northwestern (09/21/2024)
2	Pat Bryant (Illinois) at Nebraska (09/20/2024)
2	Isaiah Neyor (Nebraska) vs Illinois (09/20/2024)
2	Ke'Shawn Williams (Indiana) at UCLA (09/14/2024)
2	Pat Bryant (Illinois) vs Central Mich. (09/14/2024)
2	Denzel Boston (Washington) vs Eastern Mich. (09/07/2024)
2	Tez Johnson (Oregon) vs Idaho (08/31/2024)
2	Jeremiah Smith (Ohio St.) vs Akron (08/31/2024)
2	Tai Felton (Maryland) vs UConn (08/31/2024)
2	Harrison Wallace III (Penn St.) at West Virginia (08/31/2024)
2	Reece Vander Zee (Iowa) vs Illinois St. (08/31/2024)
2	Pat Bryant (Illinois) vs Eastern Ill. (08/29/2024)
<b>Longest reception</b>	
77	Nick Marsh (Michigan St.) at Maryland (09/07/2024)
75	Tai Felton (Maryland) vs UConn (08/31/2024)
<b>Field goal attempts</b>	
4	Ryan Barker (Penn St.) at Southern California (10/12/2024)
4	Michael Lantz (Southern California) vs Penn St. (10/12/2024)
4	Drew Stevens (Iowa) vs Washington (10/12/2024)
4	Grady Gross (Washington) vs Michigan (10/05/2024)
4	Grady Gross (Washington) at Rutgers (09/27/2024)
4	Jonathan Kim (Michigan St.) at Boston College (09/21/2024)
4	Grady Gross (Washington) vs Washington St. (N) (09/14/2024)
<b>Field goals made</b>	
4	Ryan Barker (Penn St.) at Southern California (10/12/2024)
4	Drew Stevens (Iowa) vs Washington (10/12/2024)
4	Jonathan Kim (Michigan St.) at Boston College (09/21/2024)
4	Grady Gross (Washington) vs Washington St. (N) (09/14/2024)
<b>Longest field goal</b>	
59	Ethan Moczulski (Illinois) vs Central Mich. (09/14/2024)
55	Dominic Zvada (Michigan) vs Fresno St. (08/31/2024)
<b>Field goal pct</b>	
100	Mateen Bhaghani (UCLA) vs Minnesota (10/12/2024) [1-1]
100	Jayden Fielding (Ohio St.) at Oregon (10/12/2024) [1-1]
100	David Olano (Illinois) vs Purdue (10/12/2024) [3-3]
100	Spencer Porath (Purdue) at Illinois (10/12/2024) [2-2]
100	Ryan Barker (Penn St.) at Southern California (10/12/2024) [4-4]
100	Drew Stevens (Iowa) vs Washington (10/12/2024) [4-4]



**2024-25 Big Ten Football  
Conference Individual Game Highs  
All games**

100	Luke Akers (Northwestern) at Maryland (10/11/2024) [3-3]
100	Dragan Kesich (Minnesota) vs Southern California (10/05/2024) [1-1]
100	Dominic Zvada (Michigan) at Washington (10/05/2024) [1-1]
100	Nicolas Radicic (Indiana) at Northwestern (10/05/2024) [2-2]
100	Jack Olsen (Northwestern) vs Indiana (10/05/2024) [1-1]
100	Ryan Barker (Penn St.) vs UCLA (10/05/2024) [2-2]
100	Mateen Bhaghani (UCLA) at Penn St. (10/05/2024) [1-1]
100	Nathanial Vakos (Wisconsin) vs Purdue (10/05/2024) [1-1]
100	Spencer Porath (Purdue) at Wisconsin (10/05/2024) [2-2]
100	Andrew Boyle (Oregon) vs Michigan St. (10/04/2024) [1-1]
100	Jonathan Kim (Michigan St.) at Oregon (10/04/2024) [1-1]
100	Atticus Sappington (Oregon) at UCLA (09/28/2024) [2-2]
100	Mateen Bhaghani (UCLA) vs Oregon (09/28/2024) [2-2]
100	Jayden Fielding (Ohio St.) at Michigan St. (09/28/2024) [1-1]
100	Michael Lantz (Southern California) vs Wisconsin (09/28/2024) [1-1]
100	Dominic Zvada (Michigan) vs Minnesota (09/28/2024) [2-2]
100	Jonathan Kim (Michigan St.) at Boston College (09/21/2024) [4-4]
100	Drew Stevens (Iowa) at Minnesota (09/21/2024) [1-1]
100	Jack Olsen (Northwestern) at Washington (09/21/2024) [1-1]
100	Michael Lantz (Southern California) at Michigan (09/21/2024) [1-1]
100	Mateen Bhaghani (UCLA) at LSU (09/21/2024) [1-1]
100	Nicolas Radicic (Indiana) vs Charlotte (09/21/2024) [1-1]
100	Jack Howes (Maryland) vs Villanova (09/21/2024) [1-1]
100	David Olano (Illinois) at Nebraska (09/20/2024) [1-1]
100	Tristan Alvano (Nebraska) vs UNI (09/14/2024) [2-2]
100	Jonathan Kim (Michigan St.) vs Prairie View (09/14/2024) [2-2]
100	Drew Stevens (Iowa) vs Troy (09/14/2024) [1-1]
100	Grady Gross (Washington) vs Washington St. (N) (09/14/2024) [4-4]
100	Atticus Sappington (Oregon) at Oregon St. (09/14/2024) [2-2]
100	Ethan Moczulski (Illinois) vs Central Mich. (09/14/2024) [1-1]
100	Michael Lantz (Southern California) vs Utah St. (09/07/2024) [2-2]
100	Atticus Sappington (Oregon) vs Boise St. (09/07/2024) [1-1]
100	David Olano (Illinois) vs Kansas (09/07/2024) [3-3]
100	Jonathan Kim (Michigan St.) at Maryland (09/07/2024) [2-2]
100	Drew Stevens (Iowa) vs Iowa St. (09/07/2024) [2-2]
100	Nathanial Vakos (Wisconsin) vs South Dakota (09/07/2024) [2-2]
100	Grady Gross (Washington) vs Eastern Mich. (09/07/2024) [1-1]
100	Sander Sahaydak (Penn St.) vs Bowling Green (09/07/2024) [2-2]
100	Dominic Zvada (Michigan) vs Texas (09/07/2024) [2-2]
100	Dominic Zvada (Michigan) vs Fresno St. (08/31/2024) [3-3]
100	Jayden Fielding (Ohio St.) vs Akron (08/31/2024) [1-1]
100	Nicolas Radicic (Indiana) vs FIU (08/31/2024) [1-1]
100	Tristan Alvano (Nebraska) vs UTEP (08/31/2024) [1-1]
100	Mateen Bhaghani (UCLA) at Hawaii (08/31/2024) [3-3]
100	Jack Howes (Maryland) vs UConn (08/31/2024) [3-3]
100	Drew Stevens (Iowa) vs Illinois St. (08/31/2024) [2-2]
100	David Olano (Illinois) vs Eastern Ill. (08/29/2024) [1-1]
100	Jai Patel (Rutgers) vs Howard (08/29/2024) [1-1]
<b>PAT kicks attempted</b>	
11	Nicolas Radicic (Indiana) vs Western Ill. (09/06/2024)
<b>PAT kicks made</b>	
11	Nicolas Radicic (Indiana) vs Western Ill. (09/06/2024)
<b>PAT kicks pct</b>	
100	Mateen Bhaghani (UCLA) vs Minnesota (10/12/2024) [2-2]
100	Dragan Kesich (Minnesota) at UCLA (10/12/2024) [3-3]
100	Jayden Fielding (Ohio St.) at Oregon (10/12/2024) [4-4]



2024-25 Big Ten Football  
Conference Individual Game Highs  
All games

100 Andrew Boyle (Oregon) vs Ohio St. (10/12/2024) [1-1]  
100 Atticus Sappington (Oregon) vs Ohio St. (10/12/2024) [1-1]  
100 David Olano (Illinois) vs Purdue (10/12/2024) [5-5]  
100 Spencer Porath (Purdue) at Illinois (10/12/2024) [3-3]  
100 Ryan Barker (Penn St.) at Southern California (10/12/2024) [3-3]  
100 Michael Lantz (Southern California) vs Penn St. (10/12/2024) [3-3]  
100 Jai Patel (Rutgers) vs Wisconsin (10/12/2024) [1-1]  
100 Nathaniel Vakos (Wisconsin) at Rutgers (10/12/2024) [6-6]  
100 Drew Stevens (Iowa) vs Washington (10/12/2024) [4-4]  
100 Grady Gross (Washington) at Iowa (10/12/2024) [1-1]  
100 Jack Howes (Maryland) vs Northwestern (10/11/2024) [1-1]  
100 Luke Akers (Northwestern) at Maryland (10/11/2024) [4-4]  
100 Dragan Kesich (Minnesota) vs Southern California (10/05/2024) [3-3]  
100 Michael Lantz (Southern California) at Minnesota (10/05/2024) [2-2]  
100 Dominic Zvada (Michigan) at Washington (10/05/2024) [2-2]  
100 Grady Gross (Washington) vs Michigan (10/05/2024) [3-3]  
100 Drew Stevens (Iowa) at Ohio St. (10/05/2024) [1-1]  
100 Jayden Fielding (Ohio St.) vs Iowa (10/05/2024) [5-5]  
100 John Hohl (Nebraska) vs Rutgers (10/05/2024) [2-2]  
100 Jai Patel (Rutgers) at Nebraska (10/05/2024) [1-1]  
100 Nicolas Radacic (Indiana) at Northwestern (10/05/2024) [5-5]  
100 Jack Olsen (Northwestern) vs Indiana (10/05/2024) [3-3]  
100 Ryan Barker (Penn St.) vs UCLA (10/05/2024) [3-3]  
100 Nathaniel Vakos (Wisconsin) vs Purdue (10/05/2024) [7-7]  
100 Jonathan Kim (Michigan St.) at Oregon (10/04/2024) [1-1]  
100 Andrew Boyle (Oregon) vs Michigan St. (10/04/2024) [1-1]  
100 Atticus Sappington (Oregon) vs Michigan St. (10/04/2024) [3-3]  
100 Mateen Bhaghani (UCLA) vs Oregon (09/28/2024) [1-1]  
100 David Olano (Illinois) at Penn St. (09/28/2024) [1-1]  
100 Sander Sahaydak (Penn St.) vs Illinois (09/28/2024) [2-2]  
100 Ryan Barker (Penn St.) vs Illinois (09/28/2024) [1-1]  
100 Jonathan Kim (Michigan St.) vs Ohio St. (09/28/2024) [1-1]  
100 Jayden Fielding (Ohio St.) at Michigan St. (09/28/2024) [5-5]  
100 Michael Lantz (Southern California) vs Wisconsin (09/28/2024) [5-5]  
100 Nathaniel Vakos (Wisconsin) at Southern California (09/28/2024) [3-3]  
100 Nicolas Radacic (Indiana) vs Maryland (09/28/2024) [6-6]  
100 Jack Howes (Maryland) at Indiana (09/28/2024) [4-4]  
100 John Hohl (Nebraska) at Purdue (09/28/2024) [4-4]  
100 Spencer Porath (Purdue) vs Nebraska (09/28/2024) [1-1]  
100 Dominic Zvada (Michigan) vs Minnesota (09/28/2024) [3-3]  
100 Dragan Kesich (Minnesota) at Michigan (09/28/2024) [3-3]  
100 Jai Patel (Rutgers) vs Washington (09/27/2024) [3-3]  
100 Grady Gross (Washington) at Rutgers (09/27/2024) [1-1]  
100 Jonathan Kim (Michigan St.) at Boston College (09/21/2024) [1-1]  
100 Drew Stevens (Iowa) at Minnesota (09/21/2024) [4-4]  
100 Dragan Kesich (Minnesota) vs Iowa (09/21/2024) [2-2]  
100 Spencer Porath (Purdue) at Oregon St. (09/21/2024) [3-3]  
100 Grady Gross (Washington) vs Northwestern (09/21/2024) [3-3]  
100 Jai Patel (Rutgers) at Virginia Tech (09/21/2024) [3-3]  
100 Michael Lantz (Southern California) at Michigan (09/21/2024) [3-3]  
100 Sander Sahaydak (Penn St.) vs Kent St. (09/21/2024) [7-7]  
100 Ryan Barker (Penn St.) vs Kent St. (09/21/2024) [1-1]  
100 Mateen Bhaghani (UCLA) at LSU (09/21/2024) [2-2]  
100 Nicolas Radacic (Indiana) vs Charlotte (09/21/2024) [7-7]  
100 Austin Snyder (Ohio St.) vs Marshall (09/21/2024) [2-2]  
100 Jayden Fielding (Ohio St.) vs Marshall (09/21/2024) [5-5]  
100 Jack Howes (Maryland) vs Villanova (09/21/2024) [5-5]



**2024-25 Big Ten Football  
Conference Individual Game Highs  
All games**

- 100 David Olano (Illinois) at Nebraska (09/20/2024) [4-4]
- 100 John Hohl (Nebraska) vs Illinois (09/20/2024) [3-3]
- 100 Jack Howes (Maryland) at Virginia (09/14/2024) [3-3]
- 100 Jack Olsen (Northwestern) vs Eastern Ill. (09/14/2024) [4-4]
- 100 Tristan Alvano (Nebraska) vs UNI (09/14/2024) [3-3]
- 100 John Hohl (Nebraska) vs UNI (09/14/2024) [1-1]
- 100 Mateen Bhaghani (UCLA) vs Indiana (09/14/2024) [1-1]
- 100 Nicolas Radicic (Indiana) at UCLA (09/14/2024) [6-6]
- 100 Spencer Porath (Purdue) vs Notre Dame (09/14/2024) [1-1]
- 100 Tarik Ahmetbasic (Michigan St.) vs Prairie View (09/14/2024) [1-1]
- 100 Drew Stevens (Iowa) vs Troy (09/14/2024) [5-5]
- 100 Dragan Kesich (Minnesota) vs Nevada (09/14/2024) [3-3]
- 100 Atticus Sappington (Oregon) at Oregon St. (09/14/2024) [5-5]
- 100 Grady Gross (Washington) vs Washington St. (N) (09/14/2024) [1-1]
- 100 Dominic Zvada (Michigan) vs Arkansas St. (09/14/2024) [4-4]
- 100 David Olano (Illinois) vs Central Mich. (09/14/2024) [3-3]
- 100 Nathaniel Vakos (Wisconsin) vs Alabama (09/14/2024) [1-1]
- 100 Michael Lantz (Southern California) vs Utah St. (09/07/2024) [6-6]
- 100 Austin Snyder (Ohio St.) vs Western Mich. (09/07/2024) [1-1]
- 100 Jayden Fielding (Ohio St.) vs Western Mich. (09/07/2024) [7-7]
- 100 Tristan Alvano (Nebraska) vs Colorado (09/07/2024) [4-4]
- 100 David Olano (Illinois) vs Kansas (09/07/2024) [2-2]
- 100 Jack Howes (Maryland) vs Michigan St. (09/07/2024) [3-3]
- 100 Jonathan Kim (Michigan St.) at Maryland (09/07/2024) [3-3]
- 100 Drew Stevens (Iowa) vs Iowa St. (09/07/2024) [1-1]
- 100 Nathaniel Vakos (Wisconsin) vs South Dakota (09/07/2024) [3-3]
- 100 Grady Gross (Washington) vs Eastern Mich. (09/07/2024) [3-3]
- 100 Jai Patel (Rutgers) vs Akron (09/07/2024) [7-7]
- 100 Sander Sahaydak (Penn St.) vs Bowling Green (09/07/2024) [4-4]
- 100 Dragan Kesich (Minnesota) vs Rhode Island (09/07/2024) [6-6]
- 100 Jack Olsen (Northwestern) vs Duke (09/06/2024) [2-2]
- 100 Nicolas Radicic (Indiana) vs Western Ill. (09/06/2024) [11-11]
- 100 Michael Lantz (Southern California) vs LSU (N) (09/01/2024) [3-3]
- 100 Grady Gross (Washington) vs Weber St. (08/31/2024) [5-5]
- 100 Dominic Zvada (Michigan) vs Fresno St. (08/31/2024) [3-3]
- 100 Atticus Sappington (Oregon) vs Idaho (08/31/2024) [3-3]
- 100 Nicolas Radicic (Indiana) vs FIU (08/31/2024) [4-4]
- 100 Jayden Fielding (Ohio St.) vs Akron (08/31/2024) [7-7]
- 100 Jack Olsen (Northwestern) vs Miami (OH) (08/31/2024) [1-1]
- 100 Tristan Alvano (Nebraska) vs UTEP (08/31/2024) [5-5]
- 100 Blake Glessner (UCLA) at Hawaii (08/31/2024) [1-1]
- 100 Spencer Porath (Purdue) vs Indiana St. (08/31/2024) [7-7]
- 100 Gavin Marshall (Maryland) vs UConn (08/31/2024) [1-1]
- 100 Sander Sahaydak (Penn St.) at West Virginia (08/31/2024) [4-4]
- 100 Drew Stevens (Iowa) vs Illinois St. (08/31/2024) [4-4]
- 100 Nathaniel Vakos (Wisconsin) vs Western Mich. (08/30/2024) [2-2]
- 100 Jonathan Kim (Michigan St.) vs Fla. Atlantic (08/30/2024) [2-2]
- 100 Dragan Kesich (Minnesota) vs North Carolina (08/29/2024) [2-2]
- 100 David Olano (Illinois) vs Eastern Ill. (08/29/2024) [6-6]
- 100 Jai Patel (Rutgers) vs Howard (08/29/2024) [5-5]

**Punts**

- 10 Keelan Crimmins (Purdue) vs Notre Dame (09/14/2024)
- 9 Jakob Anderson (Rutgers) vs Wisconsin (10/12/2024)
- 9 Rhys Dakin (Iowa) vs Iowa St. (09/07/2024)

**Yards punted**

- 428 Keelan Crimmins (Purdue) vs Notre Dame (09/14/2024) [10-428]



**2024-25 Big Ten Football  
Conference Individual Game Highs  
All games**

377	Jakob Anderson (Rutgers) vs Wisconsin (10/12/2024) [9-377]
<b>Longest punt</b>	
74	Atticus Bertrams (Wisconsin) at Southern California (09/28/2024)
<b>Punting avg</b>	
57	Rhys Dakin (Iowa) vs Washington (10/12/2024) [114-2]
<b>Punt returns</b>	
5	Kaden Wetjen (Iowa) vs Illinois St. (08/31/2024)
4	Denzel Boston (Washington) vs Northwestern (09/21/2024)
4	Brandon Inniss (Ohio St.) vs Western Mich. (09/07/2024)
4	Brandon Inniss (Ohio St.) vs Akron (08/31/2024)
4	Mac Resetich (Illinois) vs Eastern Ill. (08/29/2024)
<b>Punt return yards</b>	
109	Tez Johnson (Oregon) vs Boise St. (09/07/2024)
82	Koi Perich (Minnesota) at Michigan (09/28/2024)
<b>Longest punt return</b>	
85	Tez Johnson (Oregon) vs Boise St. (09/07/2024)
60	Koi Perich (Minnesota) at Michigan (09/28/2024)
<b>Punt return avg</b>	
54.5	Tez Johnson (Oregon) vs Boise St. (09/07/2024) [109-2]
41	Koi Perich (Minnesota) at Michigan (09/28/2024) [82-2]
<b>Kick returns</b>	
4	Kaden Wetjen (Iowa) vs Washington (10/12/2024)
4	Joseph Himon II (Northwestern) vs Indiana (10/05/2024)
4	Koi Perich (Minnesota) vs Iowa (09/21/2024)
4	Keegan Jones (UCLA) vs Indiana (09/14/2024)
4	Trech Kekahuna (Wisconsin) vs South Dakota (09/07/2024)
<b>Kick return yards</b>	
150	Joseph Himon II (Northwestern) at Washington (09/21/2024)
120	Noah Whittington (Oregon) vs Boise St. (09/07/2024)
<b>Kick return avg</b>	
60	Noah Whittington (Oregon) vs Boise St. (09/07/2024) [120-2]
50	Joseph Himon II (Northwestern) at Washington (09/21/2024) [150-3]
<b>Longest kick return</b>	
100	Noah Whittington (Oregon) vs Boise St. (09/07/2024)
96	Joseph Himon II (Northwestern) at Washington (09/21/2024)
<b>Kick return TDs</b>	
1	Jayden Limar (Oregon) vs Boise St. (09/07/2024)
<b>Combined PR/KR yards</b>	
150	Joseph Himon II (Northwestern) at Washington (09/21/2024) [0pr,150kr]
130	Kaden Wetjen (Iowa) vs Washington (10/12/2024) [37pr,93kr]
<b>Interceptions</b>	
2	Koi Perich (Minnesota) at UCLA (10/12/2024)
2	Kyndrich Breedlove (Purdue) at Wisconsin (10/05/2024)
2	Kerry Brown (Minnesota) vs Nevada (09/14/2024)
2	Xavier Scott (Illinois) vs Kansas (09/07/2024)
<b>Interception return yds</b>	
100	Charles Brantley (Michigan St.) vs Prairie View (09/14/2024)
96	Bryan Addison (UCLA) vs Oregon (09/28/2024)
<b>Interception return avg</b>	
100	Charles Brantley (Michigan St.) vs Prairie View (09/14/2024) [100-1]
96	Bryan Addison (UCLA) vs Oregon (09/28/2024) [96-1]
<b>Longest interception rtn</b>	
100	Charles Brantley (Michigan St.) vs Prairie View (09/14/2024)
96	Bryan Addison (UCLA) vs Oregon (09/28/2024)



2024-25 Big Ten Football  
Conference Individual Game Highs  
All games

All-purpose yards	
228	Tyler Warren (Penn St.) at Southern California (10/12/2024)
211	Kyle Monangai (Rutgers) vs Akron (09/07/2024)
Tackles	
16	Kydran Jenkins (Purdue) at Oregon St. (09/21/2024) [8-8]
Sacks	
3	Aaron Graves (Iowa) vs Illinois St. (08/31/2024) [0-3]
2.5	Jordan Burch (Oregon) vs Michigan St. (10/04/2024) [1-2]
2.5	Zach Durfee (Washington) vs Eastern Mich. (09/07/2024) [1-2]
Tackles for loss	
4.5	Carson Schwesinger (UCLA) vs Minnesota (10/12/2024) [4-1]
4	Abdul Carter (Penn St.) vs Illinois (09/28/2024) [3-2]



**2024-25 Big Ten Football  
Conference Individual Game Highs  
All games**

<b>200-Yard Rushing Performances</b>	
208	Kyle Monangai (Rutgers) vs Akron (09/07/2024)
206	Kaleb Johnson (Iowa) at Minnesota (09/21/2024)
<b>100-Yard Rushing Performances</b>	
208	Kyle Monangai (Rutgers) vs Akron (09/07/2024)
206	Kaleb Johnson (Iowa) at Minnesota (09/21/2024)
198	Tawee Walker (Wisconsin) at Rutgers (10/12/2024)
187	Kaleb Johnson (Iowa) vs Iowa St. (09/07/2024)
173	Quinshon Judkins (Ohio St.) vs Marshall (09/21/2024)
173	Kaleb Johnson (Iowa) vs Troy (09/14/2024)
168	Devin Mockobee (Purdue) at Oregon St. (09/21/2024)
166	Kaleb Johnson (Iowa) vs Washington (10/12/2024)
166	Jordan James (Oregon) vs Michigan St. (10/04/2024)
165	Kyle Monangai (Rutgers) vs Howard (08/29/2024)
159	Kalel Mullings (Michigan) vs Southern California (09/21/2024)
153	Kalel Mullings (Michigan) vs Arkansas St. (09/14/2024)
148	Jonah Coleman (Washington) at Rutgers (09/27/2024)
144	Darius Taylor (Minnesota) vs Southern California (10/05/2024)
134	Woody Marks (Southern California) at Minnesota (10/05/2024)
132	Kyle Monangai (Rutgers) vs Washington (09/27/2024)
127	Jonah Coleman (Washington) vs Weber St. (08/31/2024)
124	Darius Taylor (Minnesota) vs Nevada (09/14/2024)
119	Nicholas Singleton (Penn St.) vs Bowling Green (09/07/2024)
119	Kaleb Johnson (Iowa) vs Illinois St. (08/31/2024)
118	Ryan Browne (Purdue) at Illinois (10/12/2024)
117	Roman Hemby (Maryland) at Indiana (09/28/2024)
117	Justice Ellison (Indiana) vs Western Ill. (09/06/2024)
115	Jordan James (Oregon) vs Ohio St. (10/12/2024)
114	Nicholas Singleton (Penn St.) at West Virginia (08/31/2024)
111	Woody Marks (Southern California) vs Penn St. (10/12/2024)
111	Kalel Mullings (Michigan) vs Minnesota (09/28/2024)
108	Quinshon Judkins (Ohio St.) vs Western Mich. (09/07/2024)
108	Kaden Feagin (Illinois) vs Eastern Ill. (08/29/2024)
104	Jonah Coleman (Washington) vs Eastern Mich. (09/07/2024)
103	Jordan James (Oregon) at UCLA (09/28/2024)
103	Woody Marks (Southern California) vs Utah St. (09/07/2024)
102	Devin Mockobee (Purdue) at Illinois (10/12/2024)
102	Kaytron Allen (Penn St.) vs Illinois (09/28/2024)
102	Jordan James (Oregon) vs Boise St. (09/07/2024)
101	Kaytron Allen (Penn St.) vs Bowling Green (09/07/2024)
101	Kay'Ron Lynch-Adams (Michigan St.) vs Fla. Atlantic (08/30/2024)
100	Woody Marks (Southern California) at Michigan (09/21/2024)
<b>Number of 100-Yard Rushing Performances</b>	
5	Kaleb Johnson, Iowa
4	Jordan James, Oregon
4	Woody Marks, Southern California
3	Kyle Monangai, Rutgers
3	Kalel Mullings, Michigan
3	Jonah Coleman, Washington
2	Quinshon Judkins, Ohio St.
2	Devin Mockobee, Purdue
2	Darius Taylor, Minnesota
2	Nicholas Singleton, Penn St.
2	Kaytron Allen, Penn St.
1	Tawee Walker, Wisconsin
1	Ryan Browne, Purdue



**2024-25 Big Ten Football  
Conference Individual Game Highs  
All games**

1	Roman Hemby, Maryland
1	Justice Ellison, Indiana
1	Kaden Feagin, Illinois
1	Kay'Ron Lynch-Adams, Michigan St.
<b>500-Yard Passing Performances</b>	
<b>400-Yard Passing Performances</b>	
<b>300-Yard Passing Performances</b>	
391	Drew Allar (Penn St.) at Southern California (10/12/2024)
380	Kurtis Rourke (Indiana) at Northwestern (10/05/2024)
380	Dillon Gabriel (Oregon) vs Idaho (08/31/2024)
379	Luke Altmyer (Illinois) vs Purdue (10/12/2024)
378	Miller Moss (Southern California) vs LSU (N) (09/01/2024)
363	Aidan Chiles (Michigan St.) at Maryland (09/07/2024)
359	Braedyn Locke (Wisconsin) vs Purdue (10/05/2024)
359	Kurtis Rourke (Indiana) vs Maryland (09/28/2024)
341	Dillon Gabriel (Oregon) vs Ohio St. (10/12/2024)
328	Billy Edwards Jr. (Maryland) vs Villanova (09/21/2024)
326	Will Howard (Ohio St.) at Oregon (10/12/2024)
314	Will Rogers (Washington) vs Washington St. (N) (09/14/2024)
311	Billy Edwards Jr. (Maryland) vs UConn (08/31/2024)
309	Drew Allar (Penn St.) vs Kent St. (09/21/2024)
308	Miller Moss (Southern California) vs Wisconsin (09/28/2024)
307	Kurtis Rourke (Indiana) at UCLA (09/14/2024)
306	Will Rogers (Washington) at Rutgers (09/27/2024)
<b>Number of 300-Yard Passing Performances</b>	
3	Kurtis Rourke, Indiana
2	Drew Allar, Penn St.
2	Dillon Gabriel, Oregon
2	Miller Moss, Southern California
2	Billy Edwards Jr., Maryland
2	Will Rogers, Washington
1	Luke Altmyer, Illinois
1	Aidan Chiles, Michigan St.
1	Braedyn Locke, Wisconsin
1	Will Howard, Ohio St.
<b>200-Yard Receiving Performances</b>	
224	Tyler Warren (Penn St.) at Southern California (10/12/2024)
<b>100-Yard Receiving Performances</b>	
224	Tyler Warren (Penn St.) at Southern California (10/12/2024)
194	Nick Marsh (Michigan St.) at Maryland (09/07/2024)
178	Tai Felton (Maryland) vs UConn (08/31/2024)
162	Giles Jackson (Washington) vs Washington St. (N) (09/14/2024)
157	Tai Felton (Maryland) vs Villanova (09/21/2024)
152	Tai Felton (Maryland) vs Michigan St. (09/07/2024)
149	Evan Stewart (Oregon) vs Ohio St. (10/12/2024)
146	Tyler Warren (Penn St.) vs Bowling Green (09/07/2024)
137	Elijah Sarratt (Indiana) vs Western Ill. (09/06/2024)
135	Elijah Sarratt (Indiana) at Northwestern (10/05/2024)
134	Trech Kekahuna (Wisconsin) vs Purdue (10/05/2024)
133	Max Klare (Purdue) at Illinois (10/12/2024)
131	Omar Cooper Jr. (Indiana) vs Western Ill. (09/06/2024)
128	Bryce Kirtz (Northwestern) vs Indiana (10/05/2024)
128	Elijah Sarratt (Indiana) vs Maryland (09/28/2024)
125	Denzel Boston (Washington) at Rutgers (09/27/2024)
123	Bryce Kirtz (Northwestern) at Maryland (10/11/2024)
121	Tez Johnson (Oregon) at UCLA (09/28/2024)





**2024-25 Big Ten Football  
Conference Individual Game Highs  
All games**

- 121 Denzel Boston (Washington) vs Northwestern (09/21/2024)
- 121 Isaiah Neyor (Nebraska) vs UTEP (08/31/2024)
- 119 Jeremiah Smith (Ohio St.) vs Western Mich. (09/07/2024)
- 117 Emeka Egbuka (Ohio St.) vs Marshall (09/21/2024)
- 117 Tai Felton (Maryland) at Virginia (09/14/2024)
- 117 A.J. Henning (Northwestern) vs Eastern Ill. (09/14/2024)
- 117 Harrison Wallace III (Penn St.) at West Virginia (08/31/2024)
- 116 Omari Evans (Penn St.) vs Kent St. (09/21/2024)
- 112 Daniel Jackson (Minnesota) vs Iowa (09/21/2024)
- 112 Evan Stewart (Oregon) vs Boise St. (09/07/2024)
- 110 Ian Strong (Rutgers) at Virginia Tech (09/21/2024)
- 110 Tez Johnson (Oregon) at Oregon St. (09/14/2024)
- 107 J.Michael Sturdivant (UCLA) vs Minnesota (10/12/2024)
- 107 Liam Clifford (Penn St.) vs UCLA (10/05/2024)
- 105 Ja'Kobi Lane (Southern California) vs Wisconsin (09/28/2024)
- 104 Pat Bryant (Illinois) vs Purdue (10/12/2024)
- 102 Pat Bryant (Illinois) vs Central Mich. (09/14/2024)
- 102 Rico Flores Jr. (UCLA) at Hawaii (08/31/2024)
- 100 Jeremiah Smith (Ohio St.) at Oregon (10/12/2024)

**Number of 100-Yard Receiving Performances**

- 4 Tai Felton, Maryland
- 3 Elijah Sarratt, Indiana
- 2 Tyler Warren, Penn St.
- 2 Evan Stewart, Oregon
- 2 Bryce Kirtz, Northwestern
- 2 Denzel Boston, Washington
- 2 Tez Johnson, Oregon
- 2 Jeremiah Smith, Ohio St.
- 2 Pat Bryant, Illinois
- 1 Nick Marsh, Michigan St.
- 1 Giles Jackson, Washington
- 1 Trech Kekahuna, Wisconsin
- 1 Max Klare, Purdue
- 1 Omar Cooper Jr., Indiana
- 1 Isaiah Neyor, Nebraska
- 1 Emeka Egbuka, Ohio St.
- 1 A.J. Henning, Northwestern
- 1 Harrison Wallace III, Penn St.
- 1 Omari Evans, Penn St.
- 1 Daniel Jackson, Minnesota
- 1 Ian Strong, Rutgers
- 1 J.Michael Sturdivant, UCLA
- 1 Liam Clifford, Penn St.
- 1 Ja'Kobi Lane, Southern California
- 1 Rico Flores Jr., UCLA



**2024-25 Big Ten Football  
Conference Statistical Ranking Comparison  
All games**

Team	Offense				Defense			
	Rushing	Passing	Total Off.	Scoring	Rushing	Passing	Total Def.	Scoring
Illinois	12	10	9	5	14	10	12	10
Indiana	4	2	2	1	2	6	2	4
Iowa	1	17	13	9	8	13	9	5
Maryland	14	3	7	8	9	15	16	16
Michigan	7	18	16	15	1	16	11	15
Michigan St.	16	11	14	17	11	12	10	14
Minnesota	15	8	12	9	13	2	6	6
Nebraska	13	9	10	12	3	8	4	2
Northwestern	17	15	17	16	5	17	13	7
Ohio St.	2	5	3	2	4	3	1	1
Oregon	9	4	5	3	10	9	5	8
Penn St.	3	7	4	4	7	4	3	3
Purdue	10	14	15	14	18	14	18	18
Rutgers	5	16	11	13	17	7	17	12
Southern California	10	6	6	6	15	11	14	13
UCLA	18	13	18	18	6	18	15	17
Washington	8	1	1	11	16	1	8	9
Wisconsin	6	12	8	7	12	5	7	10

Team	Kick ret.	Punt ret.	Interceptions	Sacks	TFL	Turnover Mar.
Illinois	14	1	12	4	14	5
Indiana	16	6	13	1	2	7
Iowa	3	2	9	11	14	3
Maryland	12	8	8	14	10	2
Michigan	6	7	3	3	6	15
Michigan St.	14	16	1	10	5	17
Minnesota	5	3	4	8	9	1
Nebraska	7	13	10	2	1	3
Northwestern	1	9	15	7	12	5
Ohio St.	18	5	5	12	4	7
Oregon	8	4	17	8	12	12
Penn St.	11	15	14	6	2	10
Purdue	9	12	17	13	7	16
Rutgers	17	11	6	16	16	7
Southern California	13	18	2	18	16	12
UCLA	10	14	7	17	8	18
Washington	4	10	11	5	10	11
Wisconsin	2	17	16	15	16	14



**2024-25 Big Ten Football  
Individual Statistics  
All games**

**RUSHING** (Minimum Games Played Pct. 75%, 10 Rushing Attempts/Game)

#	Player	G	Att.	Yds	Avg.	TD	Lg	Avg/g
1	Johnson, Kaleb - Iowa	6	118	937	7.94	12	64	156.17
2	Monangai, Kyle - RU	6	135	739	5.47	7	62	123.17
3	James, Jordan - Oregon	6	111	667	6.01	6	41	111.17
4	Mullings, Kalel - Mich	6	91	589	6.47	6	63	98.17
5	Coleman, Jonah - UW	7	99	681	6.88	5	64	97.29
6	Marks, Woody - USC	6	101	579	5.73	4	65	96.50
7	Walker, Tawee - Wisc	5	81	439	5.42	9	55	87.80
8	Singleton, Nicholas - PSU	5	63	434	6.89	3	41	86.80
9	Judkins, Quinshon - OSU	6	71	491	6.92	6	86	81.83
10	Mockabee, Devin - Purdue	6	71	464	6.54	2	63	77.33

**TOTAL OFFENSE** (Minimum Games Played Pct. 75%)

#	Player	G	Rush	Pass	Plays	Total	Yds/g
1	Gabriel, Dillon - Oregon	6	103	1790	229	1893	315.50
2	Rourke, Kurtis - IND	6	44	1752	181	1796	299.33
3	Edwards Jr., Billy - MD	6	41	1740	274	1781	296.83
4	Howard, Will - OSU	6	77	1574	198	1651	275.17
5	Allar, Drew - PSU	6	121	1492	176	1613	268.83
6	Moss, Miller - USC	6	-24	1618	250	1594	265.67
7	Rogers, Will - UW	7	-46	1820	239	1774	253.43
8	Altmyer, Luke - Illini	6	90	1426	213	1516	252.67
9	Chiles, Aidan - MSU	6	115	1212	197	1327	221.17
10	Garbers, Ethan - UCLA	5	-1	1101	188	1100	220.00

**PASSING AVG/GAME** (Minimum Games Played Pct. 75%)

#	Player	G	Comp-att-int	Yds	TD	Avg/g
1	Gabriel, Dillon - Oregon	6	153-201-3	1790	13	298.33
2	Rourke, Kurtis - IND	6	118-160-2	1752	14	292.00
3	Edwards Jr., Billy - MD	6	156-228-3	1740	11	290.00
4	Moss, Miller - USC	6	149-234-5	1618	11	269.67
5	Howard, Will - OSU	6	121-165-3	1574	14	262.33
6	Rogers, Will - UW	7	153-212-2	1820	13	260.00
7	Allar, Drew - PSU	6	103-146-4	1492	11	248.67
8	Altmyer, Luke - Illini	6	111-164-1	1426	14	237.67
9	Raiola, Dylan - Nebr	6	113-169-3	1358	9	226.33
10	Garbers, Ethan - UCLA	5	92-153-9	1101	4	220.20

**SCORING** (Minimum Games Played Pct. 75%)

#	Player	G	TD	FG	XPT	2XP	Pts	Pts/g
1	Johnson, Kaleb - Iowa	6	13	0	0	0	78	13.00
2	Walker, Tawee - Wisc	5	9	0	0	0	54	10.80
3	Lantz, Michael - USC	6	0	10	22	0	52	8.67
4	Radicic, Nicolas - IND	6	0	4	39	0	51	8.50
5	Olano, David - Illini	6	0	10	21	0	51	8.50
6	Stevens, Drew - Iowa	6	0	10	19	0	49	8.17
7	Taylor, Darius - MINN	6	8	0	0	0	48	8.00
8	Smith, Jeremiah - OSU	6	8	0	0	0	48	8.00
9	Boston, Denzel - UW	7	9	0	0	0	54	7.71
10	Howes, Jack - MD	6	0	8	20	0	44	7.33

**PASS EFFICIENCY** (Minimum Games Played Pct. 75%, 15 Total Passes/Game)

#	Player	G	Comp-att-int	Yds	TD	Eff.
1	Rourke, Kurtis - IND	6	118-160-2	1752	14	192.11
2	Howard, Will - OSU	6	121-165-3	1574	14	177.83
3	Allar, Drew - PSU	6	103-146-4	1492	11	175.77
4	Gabriel, Dillon - Oregon	6	153-201-3	1790	13	169.28
5	Altmyer, Luke - Illini	6	111-164-1	1426	14	167.67
6	Rogers, Will - UW	7	153-212-2	1820	13	162.63
7	Raiola, Dylan - Nebr	6	113-169-3	1358	9	148.39
8	Edwards Jr., Billy - MD	6	156-228-3	1740	11	145.82
9	Locke, Braedyn - Wisc	5	66-111-4	904	6	138.50
10	Brosmer, Max - MINN	7	143-210-4	1456	8	135.10

**SCORING (TDs)** (Minimum Games Played Pct. 75%, 1 Touchdowns)

#	Player	G	Run	Rec	Ret	Pts	Avg/g
1	Johnson, Kaleb - Iowa	6	12	1	0	78	13.00
2	Walker, Tawee - Wisc	5	9	0	0	54	10.80
3	Smith, Jeremiah - OSU	6	1	7	0	48	8.00
4	Taylor, Darius - MINN	6	6	2	0	48	8.00
5	Boston, Denzel - UW	7	0	9	0	54	7.71
6	Singleton, Nicholas - PSU	5	3	3	0	36	7.20
7	Bryant, Pat - Illini	6	0	7	0	42	7.00
8	Johnson, Tez - Oregon	6	0	6	1	42	7.00
9	Lawton, Ty Son - IND	6	7	0	0	42	7.00
10	Monangai, Kyle - RU	6	7	0	0	42	7.00

**RECEPTIONS/GAME** (Minimum Games Played Pct. 75%)

#	Player	G	No.	Yds	TD	Lg	Yds/g	Rec/g
1	Felton, Tai - MD	6	55	719	5	75	119.83	9.17
2	Johnson, Tez - Oregon	6	50	470	6	52	78.33	8.33
3	Jackson, Giles - UW	7	47	542	2	45	77.43	6.71
4	Warren, Tyler - PSU	6	40	513	4	34	85.50	6.67
5	Egbuka, Emeka - OSU	6	40	526	6	68	87.67	6.67
6	Jackson, Daniel - MINN	7	42	451	1	39	64.43	6.00
7	Loveland, Colston - Mich	5	29	261	2	24	52.20	5.80
8	Boston, Denzel - UW	7	40	540	9	51	77.14	5.71
9	Prather, Kaden - MD	6	34	350	3	33	58.33	5.67
10	Henning, A.J. - NU	6	34	357	3	46	59.50	5.67

**SCORING (KICK)** (Minimum Games Played Pct. 75%)

#	Player	G	PAT	FG	Pts	Avg/g
1	Lantz, Michael - USC	6	22-22	10-13	52	8.67
2	Olano, David - Illini	6	21-21	10-12	51	8.50
3	Radicic, Nicolas - IND	6	39-39	4-4	51	8.50
4	Stevens, Drew - Iowa	6	19-19	10-11	49	8.17
5	Howes, Jack - MD	6	20-21	8-11	44	7.33
6	Sappington, Atticus - Oregon	6	18-20	8-10	42	7.00
7	Fielding, Jayden - OSU	6	33-33	3-3	42	7.00
8	Gross, Grady - UW	7	17-17	10-17	47	6.71
9	Vakos, Nathaniel - Wisc	6	22-22	6-9	40	6.67
10	Zvada, Dominic - Mich	6	15-16	8-8	39	6.50



**2024-25 Big Ten Football  
Individual Statistics  
All games**

**RECEIVE YDS/GAME** (Minimum Games Played Pct. 75%)

#	Player	G	No.	Yds	TD	Long	Avg/c	Yds/g
1	Felton, Tai - MD	6	55	719	5	75	13.07	119.83
2	Smith, Jeremiah - OSU	6	32	553	7	70	17.28	92.17
3	Egbuka, Emeka - OSU	6	40	526	6	68	13.15	87.67
4	Sarratt, Elijah - IND	6	29	513	2	71	17.69	85.50
5	Warren, Tyler - PSU	6	40	513	4	34	12.83	85.50
6	Johnson, Tez - Oregon	6	50	470	6	52	9.40	78.33
7	Jackson, Giles - UW	7	47	542	2	45	11.53	77.43
8	Boston, Denzel - UW	7	40	540	9	51	13.50	77.14
9	Bryant, Pat - Illini	6	27	452	7	37	16.74	75.33
10	Kirtz, Bryce - NU	6	25	391	0	55	15.64	65.17

**PUNT RETURN AVG** (Minimum Games Played Pct. 75%)

#	Player	G	No.	Yds	TD	Long	Avg.
1	Dremel, Christian - RU	6	3	51	0	20	17.00
2	Beatty, Hank - Illini	6	8	133	0	37	16.63
3	Perich, Koi - MINN	7	9	139	0	60	15.44

**KICK RETURN AVG** (Minimum Games Played Pct. 75%)

#	Player	G	No.	Yds	TD	Long	Avg.
1	Whittington, Noah - Oregon	6	3	146	0	100	48.67
2	White, Max - Iowa	6	1	35	0	35	35.00
3	Anthony II, Vinny - Wisc	6	5	154	0	74	30.80

**ALL PURPOSE** (Minimum Games Played Pct. 75%)

#	Player	G	Rush	Rcv	PR	KR	Yds	Avg/g
1	Johnson, Kaleb - Iowa	6	937	53	0	0	990	165.00
2	Coleman, Jonah - UW	7	681	124	0	0	805	115.00
3	Monangai, Kyle - RU	6	739	31	0	0	770	128.33
4	Marks, Woody - USC	6	579	189	0	0	768	128.00
5	Felton, Tai - MD	6	23	719	0	0	742	123.67
6	James, Jordan - Oregon	6	667	67	0	0	734	122.33
7	Mullings, Kalel - Mich	6	589	2	0	74	665	110.83
8	Taylor, Darius - MINN	6	432	223	0	0	655	109.17
9	Singleton, Nicholas - PSU	5	434	113	0	98	645	129.00
10	Boston, Denzel - UW	7	0	540	67	0	607	86.71

**PUNTING** (Minimum Games Played Pct. 75%, 3.6 Punts/Game)

#	Player	G	No.	Yds	Lg	120	50+	TB	Avg.
1	Eckley, Ryan - MSU	6	23	1103	61	3	11	2	47.96
2	McFerson, Bryce - MD	6	27	1236	64	15	10	2	45.78
3	Bertrams, Atticus - Wisc	6	23	1048	74	10	7	2	45.57
4	Crimmins, Keelan - Purdue	6	32	1441	64	6	5	2	45.03
5	Dakin, Rhys - Iowa	6	30	1339	61	14	9	3	44.63
6	Richter, Brody - UCLA	6	22	969	61	10	5	0	44.05
7	Akers, Luke - NU	6	27	1168	58	13	5	1	43.26
8	Anderson, Jakob - RU	6	28	1209	61	10	5	4	43.18
9	Crawford, Mark - MINN	7	29	1250	58	9	4	0	43.10
10	Doman, Tommy - Mich	6	27	1156	58	8	7	2	42.81

**FIELD GOALS** (Minimum Games Played Pct. 75%)

#	Player	G	Made	Att.	Long	Pct.	Avg.
1	Bhaghani, Mateen - UCLA	6	10	11	54	90.91	1.67
2	Olano, David - Illini	6	10	12	50	83.33	1.67
3	Lantz, Michael - USC	6	10	13	54	76.92	1.67
4	Stevens, Drew - Iowa	6	10	11	51	90.91	1.67
5	Kim, Jonathan - MSU	6	9	9	51	100.00	1.50
6	Gross, Grady - UW	7	10	17	44	58.82	1.43
7	Olsen, Jack - NU	5	7	10	46	70.00	1.40
8	Howes, Jack - MD	6	8	11	46	72.73	1.33
9	Sappington, Atticus - Oregon	6	8	10	42	80.00	1.33



2024-25 Big Ten Football  
Individual Statistics  
All games

**FIELD GOAL PCT** (Minimum Games Played Pct. 75%)

#	Player	G	Made	Att.	Long	Pct.
1	Fielding, Jayden - OSU	6	3	3	40	100.00
2	Kim, Jonathan - MSU	6	9	9	51	100.00
3	Radicic, Nicolas - IND	6	4	4	37	100.00
4	Akers, Luke - NU	6	3	3	43	100.00
5	Zvada, Dominic - Mich	6	8	8	55	100.00
6	Moczulski, Ethan - Illini	6	1	1	59	100.00
7	Stevens, Drew - Iowa	6	10	11	51	90.91
8	Bhaghani, Mateen - UCLA	6	10	11	54	90.91
9	Olano, David - Illini	6	10	12	50	83.33

**PAT KICKING PCT** (Minimum Games Played Pct. 75%)

#	Player	G	Made	Att.	Pct.
1	Lantz, Michael - USC	6	22	22	100.00
2	Stevens, Drew - Iowa	6	19	19	100.00
3	Olsen, Jack - NU	5	10	10	100.00
4	Akers, Luke - NU	6	4	4	100.00
5	Kesich, Dragan - MINN	7	22	22	100.00
6	Gross, Grady - UW	7	17	17	100.00
7	Fielding, Jayden - OSU	6	33	33	100.00
8	Vakos, Nathaniel - Wisc	6	22	22	100.00
9	Patel, Jai - RU	6	20	20	100.00



**2024-25 Big Ten Football  
Individual Statistics  
All games**

**TACKLES (All positions)** (Minimum Games Played Pct. 75%)

#	Player	G	Pos	Solo	Ast	Total	Avg/g
1	Schwesinger, Carson - UCLA	6	LB	41	21	62	10.33
2	Higgins, Jay - Iowa	6	LB	23	39	62	10.33
3	Djabome, Dariel - RU	6	LB	23	33	56	9.33
4	Fisher, Aiden - IND	6	LB	21	34	55	9.17
5	Thieneman, Dillon - Purdue	6	DB	33	17	50	8.33
6	Mascarenas-Arnold, Easton - USC	6	LB	27	22	49	8.17
7	Jenkins, Kydran - Purdue	6	LB	30	18	48	8.00
8	Lindenberg, Cody - MINN	7	LB	23	25	48	6.86
9	Mueller, Xander - NU	6	LB	23	18	41	6.83
10	Hausmann, Ernest - Mich	6	LB	28	12	40	6.67
11	Styles, Sonny - OSU	6	LB	15	24	39	6.50
12	Reed, Jaylen - PSU	6	S	20	19	39	6.50
13	Jackson, Nick - Iowa	6	LB	15	24	39	6.50
14	Uihlein, Mac - NU	6	LB	29	9	38	6.33
15	Bruener, Carson - UW	7	LB	25	19	44	6.29
16	Cobb, Mason - USC	5	LB	10	21	31	6.20
17	Bailey, Matthew - Illini	6	DB	17	20	37	6.17
18	Turner, Jordan - MSU	6	LB	22	15	37	6.17
19	Thomas, Jaheim - Wisc	6	LB	15	21	36	6.00
20	Igbinosun, Desmond - RU	6	DB	14	21	35	5.83
21	Rosiek, Dylan - Illini	6	LB	18	17	35	5.83
22	Walker, Jailin - IND	6	LB	16	18	34	5.67
23	Arnold, Akili - USC	5	S	15	13	28	5.60
24	Turner, Devin - NU	6	DB	22	11	33	5.50
25	Bullock, John - Nebr	6	LB	17	16	33	5.50
26	Boettcher, Bryce - Oregon	6	LB	17	16	33	5.50
27	Scott, Miles - Illini	6	DB	21	12	33	5.50
28	Asbury II, Shawn - IND	6	DB	10	23	33	5.50
29	Medrano, Kain - UCLA	6	LB	27	6	33	5.50
30	Gifford, Isaac - Nebr	6	DB	12	20	32	5.33
31	Wohler, Hunter - Wisc	6	S	22	10	32	5.33
32	Brown, Kerry - MINN	6	DB	14	18	32	5.33
33	Loyal, Shaquan - RU	6	DB	17	14	31	5.17
34	Oladejo, Oluwafemi - UCLA	6	LB	14	17	31	5.17
35	Dixon, Flip - RU	5	DB	13	12	25	5.00
36	Heldt, Will - Purdue	6	DE	19	11	30	5.00
37	Simon, Cody - OSU	5	LB	12	13	25	5.00
38	Ramsey, Kamari - USC	6	S	21	9	30	5.00
39	Gbayer, Mikai - Nebr	6	LB	11	19	30	5.00
40	King, Kobe - PSU	6	LB	17	13	30	5.00
41	Barham, Jaishawn - Mich	6	LB	17	13	30	5.00
42	Ransom, Lathan - OSU	6	S	19	10	29	4.83
43	Jacas, Gabe - Illini	6	LB	18	11	29	4.83
44	Singleton, DeShon - Nebr	6	DB	18	11	29	4.83
45	Spencer, Malik - MSU	6	S	17	12	29	4.83
46	Addison, Bryan - UCLA	6	DB	20	8	28	4.67
47	Castro, Sebastian - Iowa	6	DB	16	12	28	4.67
48	Coleman, Seth - Illini	6	LB	15	13	28	4.67
49	Johnson, Theran - NU	6	DB	24	4	28	4.67
50	Haladay, Cal - MSU	6	LB	17	11	28	4.67

**SACKS** (Minimum Games Played Pct. 75%)

#	Player	G	Pos	Solo	Ast	Total	Avg/g
1	Stewart, Josaiah - Mich	5	DE	5	0	5	1.00
2	Burch, Jordan - Oregon	5	DE	4	2	5	1.00
3	Graves, Aaron - Iowa	6	DL	5	0	5	0.83
4	Kamara, Mikail - IND	6	DL	5	0	5	0.83
5	Jenkins, Kydran - Purdue	6	LB	4	2	5	0.83
6	Uiagalelei, Matayo - Oregon	6	DE	4	1	4.5	0.75
7	Robinson, Ty - Nebr	6	DL	4	0	4	0.67
8	Heldt, Will - Purdue	6	DE	3	2	4	0.67
9	Carter, Abdul - PSU	6	LB	4	0	4	0.67
10	Williams, James - Nebr	6	DL	4	0	4	0.67
11	Graham, Mason - Mich	6	DL	3	1	3.5	0.58
12	Joyner, Jah - MINN	7	DL	3	1	3.5	0.50
13	Hubbard, Aidan - NU	6	DL	3	0	3	0.50
14	Harmon, Derrick - Oregon	6	DL	2	2	3	0.50
15	Bogle, Khris - MSU	6	LB	2	2	3	0.50
16	Jacas, Gabe - Illini	6	LB	3	0	3	0.50
17	Allen, Brian - Iowa	6	DE	3	0	3	0.50
18	Turner, Jordan - MSU	6	LB	3	0	3	0.50
19	Carpenter, James - IND	6	DL	3	0	3	0.50
20	Tuimoloau, JT - OSU	6	DL	2	2	3	0.50

**TACKLES FOR LOSS** (Minimum Games Played Pct. 75%, 1.25 Total

Tackles For Loss/Game)

#	Player	G	Pos	Solo	Ast	Total	Avg/g
1	Stewart, Josaiah - Mich	5	DE	8	1	8.5	1.70
2	Carter, Abdul - PSU	6	LB	7	5	9.5	1.58
3	Burch, Jordan - Oregon	5	DE	5	4	7	1.40
4	Jenkins, Kydran - Purdue	6	LB	7	2	8	1.33
5	Kamara, Mikail - IND	6	DL	7	1	7.5	1.25



**2024-25 Big Ten Football  
Individual Statistics  
All games**

**FUMBLES FORCED** (Minimum Games Played Pct. 75%)

#	Player	G	No.	Avg/g
1	Graves, Aaron - Iowa	6	2	0.33
2	Djabome, Dariel - RU	6	2	0.33
3	Hurkett, Ethan - Iowa	6	2	0.33
4	Rosiek, Dylan - Illini	6	2	0.33
5	Ramsey, Kamari - USC	6	2	0.33
6	Harmon, Derrick - Oregon	6	2	0.33
7	Ransom, Lathan - OSU	6	2	0.33
8	Higgins, Jay - Iowa	6	2	0.33
9	Wyatt, Kellan - MD	6	2	0.33
10	Jacas, Gabe - Illini	6	2	0.33

**FUMBLES RECOVERED** (Minimum Games Played Pct. 75%)

#	Player	G	No.	Avg/g
1	Hall, TJ - Iowa	5	1	0.20
2	Simon, Cody - OSU	5	1	0.20
3	Butler, Jimari - Nebr	5	1	0.20
4	Jackson Jr., Kenyatta - OSU	5	1	0.20
5	Fuller, Quashon - MD	5	1	0.20
6	Harrison, Robby - IND	5	1	0.20
7	Burch, Jordan - Oregon	5	1	0.20
8	Ray, Malcolm - RU	6	1	0.17
9	Bryant, Alec - Illini	6	1	0.17
10	Pfeiffer, Cayson - Wisc	6	1	0.17

**PASSES DEFENDED** (Minimum Games Played Pct. 75%)

#	Player	G	Brup	Int.	Total	Avg/g
1	Johnson, Theran - NU	6	9	1	10	1.67
2	Brantley, Charles - MSU	6	5	3	8	1.33
3	Harris, Jermari - Iowa	6	5	3	8	1.33
4	Loyal, Shaquan - RU	6	5	2	7	1.17
5	Dixon, Thaddeus - UW	7	6	1	7	1.00
6	Hill, Jyaire - Mich	6	5	1	6	1.00
7	Muhammad, Jabbar - Oregon	6	6	0	6	1.00
8	Buford Jr., Marques - Nebr	6	5	1	6	1.00
9	Breedlove, Kyndrich - Purdue	6	4	2	6	1.00
10	Johnson, Will - Mich	5	3	2	5	1.00
11	Scott, Xavier - Illini	6	2	3	5	0.83
12	Wallace, K.J. - UCLA	6	5	0	5	0.83
13	Wright, Ceyair - Nebr	6	4	1	5	0.83
14	Wohler, Hunter - Wisc	6	5	0	5	0.83
15	Ponds, D'Angelo - IND	6	5	0	5	0.83
16	Burch, Jordan - Oregon	5	4	0	4	0.80
17	Simon, Cody - OSU	5	4	0	4	0.80
18	Longerbeam, Robert - RU	5	3	1	4	0.80
19	Shaw, Jordan - UW	7	5	0	5	0.71
20	Henderson, Ramon - UCLA	6	3	1	4	0.67

**INTERCEPTIONS** (Minimum Games Played Pct. 75%)

#	Player	G	No.	Yds	TD	Long	Avg/g
1	Perich, Koi - MINN	7	4	18	0	16	0.57
2	Harris, Jermari - Iowa	6	3	60	1	32	0.50
3	Huskey, Jalen - MD	6	3	37	0	37	0.50
4	Scott, Xavier - Illini	6	3	50	1	30	0.50
5	Miller, Glendon - MD	6	3	28	0	28	0.50
6	Brantley, Charles - MSU	6	3	101	1	100	0.50
7	Cobb, Mason - USC	5	2	55	1	55	0.40
8	Johnson, Will - Mich	5	2	128	2	86	0.40
9	Scott, Miles - Illini	6	2	0	0	0	0.33
10	Mascarenas-Arnold, Easton - USC	6	2	5	0	5	0.33



**2024-25 Big Ten Football  
Extended Individual Statistics  
All games**

**TOTAL OFFENSE** (Minimum Games Played Pct. 75%)

#	Player	G	Rush	Pass	Plays	Total	Yds/g
1	Gabriel, Dillon - Oregon	6	103	1790	229	1893	315.50
2	Rourke, Kurtis - IND	6	44	1752	181	1796	299.33
3	Edwards Jr., Billy - MD	6	41	1740	274	1781	296.83
4	Howard, Will - OSU	6	77	1574	198	1651	275.17
5	Allar, Drew - PSU	6	121	1492	176	1613	268.83
6	Moss, Miller - USC	6	-24	1618	250	1594	265.67
7	Rogers, Will - UW	7	-46	1820	239	1774	253.43
8	Altmyer, Luke - Illini	6	90	1426	213	1516	252.67
9	Chiles, Aidan - MSU	6	115	1212	197	1327	221.17
10	Garbers, Ethan - UCLA	5	-1	1101	188	1100	220.00

**ALL PURPOSE** (Minimum Games Played Pct. 75%)

#	Player	G	Rush	Rcv	PR	KR	Yds	Avg/g
1	Johnson, Kaleb - Iowa	6	937	53	0	0	990	165.00
2	Coleman, Jonah - UW	7	681	124	0	0	805	115.00
3	Monangai, Kyle - RU	6	739	31	0	0	770	128.33
4	Marks, Woody - USC	6	579	189	0	0	768	128.00
5	Felton, Tai - MD	6	23	719	0	0	742	123.67
6	James, Jordan - Oregon	6	667	67	0	0	734	122.33
7	Mullings, Kalel - Mich	6	589	2	0	74	665	110.83
8	Taylor, Darius - MINN	6	432	223	0	0	655	109.17
9	Singleton, Nicholas - PSU	5	434	113	0	98	645	129.00
10	Boston, Denzel - UW	7	0	540	67	0	607	86.71

**TOTAL OFFENSE AVG/PLAY** (Minimum Games Played Pct. 75%)

#	Player	G	Rush	Pass	Plays	Total	Yds/p
1	Buschini, Brian - Nebr	6	0	30	1	30	5.00
2	Holden, Traeshon - Oregon	6	21	0	1	21	3.50
3	Jackson, Elijah - Purdue	6	96	0	5	96	3.20
4	Smith, Jeremiah - OSU	6	33	0	2	33	2.75
5	Barney Jr., Jacory - Nebr	6	104	0	7	104	2.48
6	Neyor, Isaiah - Nebr	6	13	0	1	13	2.17
7	Clifford, Liam - PSU	6	12	0	1	12	2.00
8	Felton, Tai - MD	6	23	0	2	23	1.92
9	Merriweather, Jaheim - Purdue	5	47	0	5	47	1.88
10	Morgan, Semaj - Mich	5	27	0	3	27	1.80

**SCORING** (Minimum Games Played Pct. 75%)

#	Player	G	TD	FG	XPT	2XP	Pts	Pts/g
1	Johnson, Kaleb - Iowa	6	13	0	0	0	78	13.00
2	Walker, Tawee - Wisc	5	9	0	0	0	54	10.80
3	Lantz, Michael - USC	6	0	10	22	0	52	8.67
4	Radicic, Nicolas - IND	6	0	4	39	0	51	8.50
5	Olano, David - Illini	6	0	10	21	0	51	8.50
6	Stevens, Drew - Iowa	6	0	10	19	0	49	8.17
7	Taylor, Darius - MINN	6	8	0	0	0	48	8.00
8	Smith, Jeremiah - OSU	6	8	0	0	0	48	8.00
9	Boston, Denzel - UW	7	9	0	0	0	54	7.71
10	Howes, Jack - MD	6	0	8	20	0	44	7.33

**TOTAL OFFENSE PLAYS**

#	Player	G	Rush	Pass	Plays	Total	Yds/g
1	Edwards Jr., Billy - MD	6	41	1740	274	1781	296.83
2	Brosmer, Max - MINN	7	-16	1456	257	1440	205.71
3	Moss, Miller - USC	6	-24	1618	250	1594	265.67
4	Rogers, Will - UW	7	-46	1820	239	1774	253.43
5	Gabriel, Dillon - Oregon	6	103	1790	229	1893	315.50
6	Altmyer, Luke - Illini	6	90	1426	213	1516	252.67
7	Kaliakmanis, Athan - RU	6	103	1050	200	1153	192.17
8	Howard, Will - OSU	6	77	1574	198	1651	275.17
9	Chiles, Aidan - MSU	6	115	1212	197	1327	221.17
10	Garbers, Ethan - UCLA	5	-1	1101	188	1100	220.00

**SCORING (TDs)** (Minimum 1 Touchdowns)

#	Player	G	Run	Rec	Ret	Pts	Avg/g
1	Johnson, Kaleb - Iowa	6	12	1	0	78	13.00
2	Walker, Tawee - Wisc	5	9	0	0	54	10.80
3	Smith, Jeremiah - OSU	6	1	7	0	48	8.00
4	Taylor, Darius - MINN	6	6	2	0	48	8.00
5	Boston, Denzel - UW	7	0	9	0	54	7.71
6	Singleton, Nicholas - PSU	5	3	3	0	36	7.20
7	Monangai, Kyle - RU	6	7	0	0	42	7.00
8	Lawton, Ty Son - IND	6	7	0	0	42	7.00
9	Johnson, Tez - Oregon	6	0	6	1	42	7.00
10	Bryant, Pat - Illini	6	0	7	0	42	7.00

**TOTAL OFFENSE YARDS**

#	Player	G	Rush	Pass	Plays	Total	Yds/g
1	Edwards Jr., Billy - MD	6	41	1740	274	1781	296.83
2	Brosmer, Max - MINN	7	-16	1456	257	1440	205.71
3	Moss, Miller - USC	6	-24	1618	250	1594	265.67
4	Rogers, Will - UW	7	-46	1820	239	1774	253.43
5	Gabriel, Dillon - Oregon	6	103	1790	229	1893	315.50
6	Altmyer, Luke - Illini	6	90	1426	213	1516	252.67
7	Kaliakmanis, Athan - RU	6	103	1050	200	1153	192.17
8	Howard, Will - OSU	6	77	1574	198	1651	275.17
9	Chiles, Aidan - MSU	6	115	1212	197	1327	221.17
10	Garbers, Ethan - UCLA	5	-1	1101	188	1100	220.00

**SCORING (KICK)** (Minimum Games Played Pct. 75%)

#	Player	G	PAT	FG	Pts	Avg/g
1	Lantz, Michael - USC	6	22-22	10-13	52	8.67
2	Olano, David - Illini	6	21-21	10-12	51	8.50
3	Radicic, Nicolas - IND	6	39-39	4-4	51	8.50
4	Stevens, Drew - Iowa	6	19-19	10-11	49	8.17
5	Howes, Jack - MD	6	20-21	8-11	44	7.33
6	Sappington, Atticus - Oregon	6	18-20	8-10	42	7.00
7	Fielding, Jayden - OSU	6	33-33	3-3	42	7.00
8	Gross, Grady - UW	7	17-17	10-17	47	6.71
9	Vakos, Nathaniel - Wisc	6	22-22	6-9	40	6.67
10	Zvada, Dominic - Mich	6	15-16	8-8	39	6.50





**2024-25 Big Ten Football  
Extended Individual Statistics  
All games**

**TOTAL OFFENSE TDS**

#	Player	G	Rush	Pass	Total
1	Howard, Will - OSU	6	77	1574	19
2	Gabriel, Dillon - Oregon	6	103	1790	17
3	Rourke, Kurtis - IND	6	44	1752	16
4	Altmyer, Luke - Illini	6	90	1426	15
5	Edwards Jr., Billy - MD	6	41	1740	14
6	Allar, Drew - PSU	6	121	1492	14
7	Rogers, Will - UW	7	-46	1820	13
8	Brosmer, Max - MINN	7	-16	1456	12
9	Johnson, Kaleb - Iowa	6	937	0	12
10	Moss, Miller - USC	6	-24	1618	12

**RUSHING** (Minimum 10 Rushing Attempts/Game, Games Played Pct. 75%)

#	Player	G	Att.	Yds	Avg.	TD	Lg	Avg/g
1	Johnson, Kaleb - Iowa	6	118	937	7.94	12	64	156.17
2	Monangai, Kyle - RU	6	135	739	5.47	7	62	123.17
3	James, Jordan - Oregon	6	111	667	6.01	6	41	111.17
4	Mullings, Kael - Mich	6	91	589	6.47	6	63	98.17
5	Coleman, Jonah - UW	7	99	681	6.88	5	64	97.29
6	Marks, Woody - USC	6	101	579	5.73	4	65	96.50
7	Walker, Tawee - Wisc	5	81	439	5.42	9	55	87.80
8	Singleton, Nicholas - PSU	5	63	434	6.89	3	41	86.80
9	Judkins, Quinshon - OSU	6	71	491	6.92	6	86	81.83
10	Mockobee, Devin - Purdue	6	71	464	6.54	2	63	77.33

**YARDS PER RUSH** (Minimum 10 Rushing Attempts/Game, Games Played Pct. 75%)

#	Player	G	Att.	Yds	Avg.	TD	Lg	Avg/g
1	Johnson, Kaleb - Iowa	6	118	937	7.94	12	64	156.17
2	Judkins, Quinshon - OSU	6	71	491	6.92	6	86	81.83
3	Singleton, Nicholas - PSU	5	63	434	6.89	3	41	86.80
4	Coleman, Jonah - UW	7	99	681	6.88	5	64	97.29
5	Mockobee, Devin - Purdue	6	71	464	6.54	2	63	77.33
6	Mullings, Kael - Mich	6	91	589	6.47	6	63	98.17
7	Ellison, Justice - IND	6	64	409	6.39	6	47	68.17
8	James, Jordan - Oregon	6	111	667	6.01	6	41	111.17
9	Marks, Woody - USC	6	101	579	5.73	4	65	96.50
10	Monangai, Kyle - RU	6	135	739	5.47	7	62	123.17

**RUSH ATTEMPTS** (Minimum 10 Rushing Attempts/Game)

#	Player	G	Att.	Yds	Avg.	TD	Lg	Avg/g
1	Monangai, Kyle - RU	6	135	739	5.47	7	62	123.17
2	Johnson, Kaleb - Iowa	6	118	937	7.94	12	64	156.17
3	James, Jordan - Oregon	6	111	667	6.01	6	41	111.17
4	Marks, Woody - USC	6	101	579	5.73	4	65	96.50
5	Coleman, Jonah - UW	7	99	681	6.88	5	64	97.29
6	Mullings, Kael - Mich	6	91	589	6.47	6	63	98.17
7	Allen, Kaytron - PSU	6	90	423	4.70	3	26	70.50
8	Taylor, Darius - MINN	6	89	432	4.85	6	80	72.00
9	Walker, Tawee - Wisc	5	81	439	5.42	9	55	87.80
10	Hemby, Roman - MD	6	74	360	4.86	3	75	60.00

**RUSH YARDS** (Minimum 10 Rushing Attempts/Game)

#	Player	G	Att.	Yds	Avg.	TD	Lg	Avg/g
1	Johnson, Kaleb - Iowa	6	118	937	7.94	12	64	156.17
2	Monangai, Kyle - RU	6	135	739	5.47	7	62	123.17
3	Coleman, Jonah - UW	7	99	681	6.88	5	64	97.29
4	James, Jordan - Oregon	6	111	667	6.01	6	41	111.17
5	Mullings, Kael - Mich	6	91	589	6.47	6	63	98.17
6	Marks, Woody - USC	6	101	579	5.73	4	65	96.50
7	Judkins, Quinshon - OSU	6	71	491	6.92	6	86	81.83
8	Mockobee, Devin - Purdue	6	71	464	6.54	2	63	77.33
9	Walker, Tawee - Wisc	5	81	439	5.42	9	55	87.80
10	Singleton, Nicholas - PSU	5	63	434	6.89	3	41	86.80

**RUSHING TDS** (Minimum 10 Rushing Attempts/Game)

#	Player	G	Att.	Yds	Avg.	TD	Lg	Avg/g
1	Johnson, Kaleb - Iowa	6	118	937	7.94	12	64	156.17
2	Walker, Tawee - Wisc	5	81	439	5.42	9	55	87.80
3	Monangai, Kyle - RU	6	135	739	5.47	7	62	123.17
4	Lawton, Ty Son - IND	6	68	329	4.84	7	22	54.83
5	Mullings, Kael - Mich	6	91	589	6.47	6	63	98.17
6	Ellison, Justice - IND	6	64	409	6.39	6	47	68.17
7	Judkins, Quinshon - OSU	6	71	491	6.92	6	86	81.83
8	James, Jordan - Oregon	6	111	667	6.01	6	41	111.17
9	Taylor, Darius - MINN	6	89	432	4.85	6	80	72.00
10	Coleman, Jonah - UW	7	99	681	6.88	5	64	97.29

**PASSING Avg/GAME** (Minimum Games Played Pct. 75%)

#	Player	G	Comp-att-int	Yds	TD	Avg/g
1	Gabriel, Dillon - Oregon	6	153-201-3	1790	13	298.33
2	Rourke, Kurtis - IND	6	118-160-2	1752	14	292.00
3	Edwards Jr., Billy - MD	6	156-228-3	1740	11	290.00
4	Moss, Miller - USC	6	149-234-5	1618	11	269.67
5	Howard, Will - OSU	6	121-165-3	1574	14	262.33
6	Rogers, Will - UW	7	153-212-2	1820	13	260.00
7	Allar, Drew - PSU	6	103-146-4	1492	11	248.67
8	Altmyer, Luke - Illini	6	111-164-1	1426	14	237.67
9	Raiola, Dylan - Nebr	6	113-169-3	1358	9	226.33
10	Garbers, Ethan - UCLA	5	92-153-9	1101	4	220.20

**PASSING YARDS**

#	Player	G	Comp-att-int	Yds	TD	Avg/g
1	Rogers, Will - UW	7	153-212-2	1820	13	260.00
2	Gabriel, Dillon - Oregon	6	153-201-3	1790	13	298.33
3	Rourke, Kurtis - IND	6	118-160-2	1752	14	292.00
4	Edwards Jr., Billy - MD	6	156-228-3	1740	11	290.00
5	Moss, Miller - USC	6	149-234-5	1618	11	269.67
6	Howard, Will - OSU	6	121-165-3	1574	14	262.33
7	Allar, Drew - PSU	6	103-146-4	1492	11	248.67
8	Brosmer, Max - MINN	7	143-210-4	1456	8	208.00
9	Altmyer, Luke - Illini	6	111-164-1	1426	14	237.67
10	Raiola, Dylan - Nebr	6	113-169-3	1358	9	226.33



**2024-25 Big Ten Football  
Extended Individual Statistics  
All games**

**PASS EFFICIENCY** (Minimum 15 Total Passes/Game, Games Played Pct. 75%)

#	Player	G	Comp-att-int	Yds	TD	Eff
1	Rourke, Kurtis - IND	6	118-160-2	1752	14	192.11
2	Howard, Will - OSU	6	121-165-3	1574	14	177.83
3	Allar, Drew - PSU	6	103-146-4	1492	11	175.77
4	Gabriel, Dillon - Oregon	6	153-201-3	1790	13	169.28
5	Altmyer, Luke - Illini	6	111-164-1	1426	14	167.67
6	Rogers, Will - UW	7	153-212-2	1820	13	162.63
7	Raiola, Dylan - Nebr	6	113-169-3	1358	9	148.39
8	Edwards Jr., Billy - MD	6	156-228-3	1740	11	145.82
9	Locke, Braedyn - Wisc	5	66-111-4	904	6	138.50
10	Brosmer, Max - MINN	7	143-210-4	1456	8	135.10

**PASS ATTEMPTS**

#	Player	G	Comp-att-int	Yds	TD	Avg/g
1	Moss, Miller - USC	6	149-234-5	1618	11	269.67
2	Edwards Jr., Billy - MD	6	156-228-3	1740	11	290.00
3	Rogers, Will - UW	7	153-212-2	1820	13	260.00
4	Brosmer, Max - MINN	7	143-210-4	1456	8	208.00
5	Gabriel, Dillon - Oregon	6	153-201-3	1790	13	298.33
6	Raiola, Dylan - Nebr	6	113-169-3	1358	9	226.33
7	Howard, Will - OSU	6	121-165-3	1574	14	262.33
8	Kaliakmanis, Athan - RU	6	86-165-4	1050	8	175.00
9	Altmyer, Luke - Illini	6	111-164-1	1426	14	237.67
10	Rourke, Kurtis - IND	6	118-160-2	1752	14	292.00

**PASS YDS/COMP.** (Minimum 15 Total Passes/Game, Games Played Pct. 75%)

#	Player	G	Comp-att-int	Yds	TD	Avg/c
1	Rourke, Kurtis - IND	6	118-160-2	1752	14	14.85
2	Allar, Drew - PSU	6	103-146-4	1492	11	14.49
3	Chiles, Aidan - MSU	6	86-152-8	1212	5	14.09
4	Locke, Braedyn - Wisc	5	66-111-4	904	6	13.70
5	Howard, Will - OSU	6	121-165-3	1574	14	13.01
6	Altmyer, Luke - Illini	6	111-164-1	1426	14	12.85
7	Kaliakmanis, Athan - RU	6	86-165-4	1050	8	12.21
8	Raiola, Dylan - Nebr	6	113-169-3	1358	9	12.02
9	Garbers, Ethan - UCLA	5	92-153-9	1101	4	11.97
10	Rogers, Will - UW	7	153-212-2	1820	13	11.90

**PASS COMPLETIONS**

#	Player	G	Comp-att-int	Yds	TD	Avg/g
1	Edwards Jr., Billy - MD	6	156-228-3	1740	11	290.00
2	Gabriel, Dillon - Oregon	6	153-201-3	1790	13	298.33
3	Rogers, Will - UW	7	153-212-2	1820	13	260.00
4	Moss, Miller - USC	6	149-234-5	1618	11	269.67
5	Brosmer, Max - MINN	7	143-210-4	1456	8	208.00
6	Howard, Will - OSU	6	121-165-3	1574	14	262.33
7	Rourke, Kurtis - IND	6	118-160-2	1752	14	292.00
8	Raiola, Dylan - Nebr	6	113-169-3	1358	9	226.33
9	Altmyer, Luke - Illini	6	111-164-1	1426	14	237.67
10	Allar, Drew - PSU	6	103-146-4	1492	11	248.67

**PASS YDS/ATT** (Minimum 15 Total Passes/Game, Games Played Pct. 75%)

#	Player	G	Comp-att-int	Yds	TD	Avg/a
1	Rourke, Kurtis - IND	6	118-160-2	1752	14	10.95
2	Allar, Drew - PSU	6	103-146-4	1492	11	10.22
3	Howard, Will - OSU	6	121-165-3	1574	14	9.54
4	Gabriel, Dillon - Oregon	6	153-201-3	1790	13	8.91
5	Altmyer, Luke - Illini	6	111-164-1	1426	14	8.70
6	Rogers, Will - UW	7	153-212-2	1820	13	8.58
7	Locke, Braedyn - Wisc	5	66-111-4	904	6	8.14
8	Raiola, Dylan - Nebr	6	113-169-3	1358	9	8.04
9	Chiles, Aidan - MSU	6	86-152-8	1212	5	7.97
10	Edwards Jr., Billy - MD	6	156-228-3	1740	11	7.63

**PASSING TDS**

#	Player	G	Comp-att-int	Yds	TD	Avg/g
1	Altmyer, Luke - Illini	6	111-164-1	1426	14	237.67
2	Rourke, Kurtis - IND	6	118-160-2	1752	14	292.00
3	Howard, Will - OSU	6	121-165-3	1574	14	262.33
4	Rogers, Will - UW	7	153-212-2	1820	13	260.00
5	Gabriel, Dillon - Oregon	6	153-201-3	1790	13	298.33
6	Moss, Miller - USC	6	149-234-5	1618	11	269.67
7	Edwards Jr., Billy - MD	6	156-228-3	1740	11	290.00
8	Allar, Drew - PSU	6	103-146-4	1492	11	248.67
9	Raiola, Dylan - Nebr	6	113-169-3	1358	9	226.33
10	Brosmer, Max - MINN	7	143-210-4	1456	8	208.00

**PASS COMP. PCT** (Minimum 15 Total Passes/Game, Games Played Pct. 75%)

#	Player	G	Comp-att-int	Yds	TD	Pct.
1	Gabriel, Dillon - Oregon	6	153-201-3	1790	13	76.12
2	Rourke, Kurtis - IND	6	118-160-2	1752	14	73.75
3	Howard, Will - OSU	6	121-165-3	1574	14	73.33
4	Rogers, Will - UW	7	153-212-2	1820	13	72.17
5	Allar, Drew - PSU	6	103-146-4	1492	11	70.55
6	Edwards Jr., Billy - MD	6	156-228-3	1740	11	68.42
7	Brosmer, Max - MINN	7	143-210-4	1456	8	68.10
8	Altmyer, Luke - Illini	6	111-164-1	1426	14	67.68
9	Raiola, Dylan - Nebr	6	113-169-3	1358	9	66.86
10	Moss, Miller - USC	6	149-234-5	1618	11	63.68

**PASS INTERCEPTIONS**

#	Player	G	Comp-att-int	Yds	TD	Avg/g
1	Garbers, Ethan - UCLA	5	92-153-9	1101	4	220.20
2	Chiles, Aidan - MSU	6	86-152-8	1212	5	202.00
3	Warren, Davis - Mich	3	48-72-6	444	2	148.00
4	Moss, Miller - USC	6	149-234-5	1618	11	269.67
5	Locke, Braedyn - Wisc	5	66-111-4	904	6	180.80
6	Card, Hudson - Purdue	5	71-112-4	738	7	147.60
7	Brosmer, Max - MINN	7	143-210-4	1456	8	208.00
8	Kaliakmanis, Athan - RU	6	86-165-4	1050	8	175.00
9	Allar, Drew - PSU	6	103-146-4	1492	11	248.67
10	McNamara, Cade - Iowa	6	86-136-3	794	5	132.33



**2024-25 Big Ten Football  
Extended Individual Statistics  
All games**

**RECEPTIONS/GAME** (Minimum Games Played Pct. 75%)

#	Player	G	No.	Yds	TD	Lg	Yds/g	Rec/g
1	Felton, Tai - MD	6	55	719	5	75	119.83	9.17
2	Johnson, Tez - Oregon	6	50	470	6	52	78.33	8.33
3	Jackson, Giles - UW	7	47	542	2	45	77.43	6.71
4	Warren, Tyler - PSU	6	40	513	4	34	85.50	6.67
5	Egbuka, Emeka - OSU	6	40	526	6	68	87.67	6.67
6	Jackson, Daniel - MINN	7	42	451	1	39	64.43	6.00
7	Loveland, Colston - Mich	5	29	261	2	24	52.20	5.80
8	Boston, Denzel - UW	7	40	540	9	51	77.14	5.71
9	Prather, Kaden - MD	6	34	350	3	33	58.33	5.67
10	Henning, A.J. - NU	6	34	357	3	46	59.50	5.67

**RECEPTION TDS**

#	Player	G	No.	Yds	TD	Long	Avg/c	Yds/g
1	Boston, Denzel - UW	7	40	540	9	51	13.50	77.14
2	Smith, Jeremiah - OSU	6	32	553	7	70	17.28	92.17
3	Bryant, Pat - Illini	6	27	452	7	37	16.74	75.33
4	Johnson, Tez - Oregon	6	50	470	6	52	9.40	78.33
5	Egbuka, Emeka - OSU	6	40	526	6	68	13.15	87.67
6	Felton, Tai - MD	6	55	719	5	75	13.07	119.83
7	Williams, Ke'Shawn - IND	6	13	183	4	52	14.08	30.50
8	Lane, Ja'Kobi - USC	6	23	252	4	32	10.96	42.00
9	Neyor, Isaiah - Nebr	6	17	291	4	59	17.12	48.50
10	Warren, Tyler - PSU	6	40	513	4	34	12.83	85.50

**RECEIVE YDS/GAME** (Minimum Games Played Pct. 75%)

#	Player	G	No.	Yds	TD	Long	Avg/c	Yds/g
1	Felton, Tai - MD	6	55	719	5	75	13.07	119.83
2	Smith, Jeremiah - OSU	6	32	553	7	70	17.28	92.17
3	Egbuka, Emeka - OSU	6	40	526	6	68	13.15	87.67
4	Sarratt, Elijah - IND	6	29	513	2	71	17.69	85.50
5	Warren, Tyler - PSU	6	40	513	4	34	12.83	85.50
6	Johnson, Tez - Oregon	6	50	470	6	52	9.40	78.33
7	Jackson, Giles - UW	7	47	542	2	45	11.53	77.43
8	Boston, Denzel - UW	7	40	540	9	51	13.50	77.14
9	Bryant, Pat - Illini	6	27	452	7	37	16.74	75.33
10	Kirtz, Bryce - NU	6	25	391	0	55	15.64	65.17

**YARDS PER CATCH** (Minimum 2 Receptions/Game, Games Played Pct. 75%)

#	Player	G	No.	Yds	TD	Long	Avg/c	Yds/g
1	Cooper Jr., Omar - IND	6	18	375	3	69	20.83	62.50
2	Marsh, Nick - MSU	5	16	320	1	77	20.00	64.00
3	Sarratt, Elijah - IND	6	29	513	2	71	17.69	85.50
4	Smith, Jeremiah - OSU	6	32	553	7	70	17.28	92.17
5	Neyor, Isaiah - Nebr	6	17	291	4	59	17.12	48.50
6	Klare, Max - Purdue	6	21	352	2	62	16.76	58.67
7	Bryant, Pat - Illini	6	27	452	7	37	16.74	75.33
8	Wallace III, Harrison - PSU	6	17	283	2	50	16.65	47.17
9	Ferguson, Terrance - Oregon	6	20	321	0	62	16.05	53.50
10	Kirtz, Bryce - NU	6	25	391	0	55	15.64	65.17

**RECEPTIONS**

#	Player	G	No.	Yds	TD	Long	Avg/c	Yds/g
1	Felton, Tai - MD	6	55	719	5	75	13.07	119.83
2	Johnson, Tez - Oregon	6	50	470	6	52	9.40	78.33
3	Jackson, Giles - UW	7	47	542	2	45	11.53	77.43
4	Jackson, Daniel - MINN	7	42	451	1	39	10.74	64.43
5	Boston, Denzel - UW	7	40	540	9	51	13.50	77.14
6	Egbuka, Emeka - OSU	6	40	526	6	68	13.15	87.67
7	Warren, Tyler - PSU	6	40	513	4	34	12.83	85.50
8	Prather, Kaden - MD	6	34	350	3	33	10.29	58.33
9	Henning, A.J. - NU	6	34	357	3	46	10.50	59.50
10	Smith, Jeremiah - OSU	6	32	553	7	70	17.28	92.17

**RECEPTION YARDS**

#	Player	G	No.	Yds	TD	Long	Avg/c	Yds/g
1	Felton, Tai - MD	6	55	719	5	75	13.07	119.83
2	Smith, Jeremiah - OSU	6	32	553	7	70	17.28	92.17
3	Jackson, Giles - UW	7	47	542	2	45	11.53	77.43
4	Boston, Denzel - UW	7	40	540	9	51	13.50	77.14
5	Egbuka, Emeka - OSU	6	40	526	6	68	13.15	87.67
6	Sarratt, Elijah - IND	6	29	513	2	71	17.69	85.50
7	Warren, Tyler - PSU	6	40	513	4	34	12.83	85.50
8	Johnson, Tez - Oregon	6	50	470	6	52	9.40	78.33
9	Bryant, Pat - Illini	6	27	452	7	37	16.74	75.33
10	Jackson, Daniel - MINN	7	42	451	1	39	10.74	64.43

**PUNTING** (Minimum 3.6 Punts/Game, Games Played Pct. 75%)

#	Player	G	No.	Yds	Lg	I20	50+	TB	Avg.
1	Eckley, Ryan - MSU	6	23	1103	61	3	11	2	47.96
2	McFerson, Bryce - MD	6	27	1236	64	15	10	2	45.78
3	Bertrams, Atticus - Wisc	6	23	1048	74	10	7	2	45.57
4	Crimmins, Keelan - Purdue	6	32	1441	64	6	5	2	45.03
5	Dakin, Rhys - Iowa	6	30	1339	61	14	9	3	44.63
6	Richter, Brody - UCLA	6	22	969	61	10	5	0	44.05
7	Akers, Luke - NU	6	27	1168	58	13	5	1	43.26
8	Anderson, Jakob - RU	6	28	1209	61	10	5	4	43.18
9	Crawford, Mark - MINN	7	29	1250	58	9	4	0	43.10
10	Doman, Tommy - Mich	6	27	1156	58	8	7	2	42.81

**PATS KICKS MADE**

#	Player	G	Made	Att.	Pct.
1	Radicic, Nicolas - IND	6	39	39	100.00
2	Fielding, Jayden - OSU	6	33	33	100.00
3	Lantz, Michael - USC	6	22	22	100.00
4	Vakos, Nathaniel - Wisc	6	22	22	100.00
5	Kesich, Dragan - MINN	7	22	22	100.00
6	Olano, David - Illini	6	21	21	100.00
7	Patel, Jai - RU	6	20	20	100.00
8	Howes, Jack - MD	6	20	21	95.24
9	Stevens, Drew - Iowa	6	19	19	100.00
10	Sappington, Atticus - Oregon	6	18	20	90.00



## 2024-25 Big Ten Football Extended Individual Statistics All games

### NUMBER OF PUNTS

#	Player	G	No.	Yds	Lg	120	50+	TB	Avg.
1	Crimmins, Keelan - Purdue	6	32	1441	64	6	5	2	45.03
2	Dakin, Rhys - Iowa	6	30	1339	61	14	9	3	44.63
3	Crawford, Mark - MINN	7	29	1250	58	9	4	0	43.10
4	Anderson, Jakob - RU	6	28	1209	61	10	5	4	43.18
5	Doman, Tommy - Mich	6	27	1156	58	8	7	2	42.81
6	Akers, Luke - NU	6	27	1168	58	13	5	1	43.26
7	McFerson, Bryce - MD	6	27	1236	64	15	10	2	45.78
8	Eckley, Ryan - MSU	6	23	1103	61	3	11	2	47.96
9	Bertrams, Atticus - Wisc	6	23	1048	74	10	7	2	45.57
10	Richter, Brody - UCLA	6	22	969	61	10	5	0	44.05

### YARDS PUNTED

#	Player	G	No.	Yds	Lg	120	50+	TB	Avg.
1	Crimmins, Keelan - Purdue	6	32	1441	64	6	5	2	45.03
2	Dakin, Rhys - Iowa	6	30	1339	61	14	9	3	44.63
3	Crawford, Mark - MINN	7	29	1250	58	9	4	0	43.10
4	McFerson, Bryce - MD	6	27	1236	64	15	10	2	45.78
5	Anderson, Jakob - RU	6	28	1209	61	10	5	4	43.18
6	Akers, Luke - NU	6	27	1168	58	13	5	1	43.26
7	Doman, Tommy - Mich	6	27	1156	58	8	7	2	42.81
8	Eckley, Ryan - MSU	6	23	1103	61	3	11	2	47.96
9	Bertrams, Atticus - Wisc	6	23	1048	74	10	7	2	45.57
10	Czaplicki, Eddie - USC	6	20	996	62	9	12	0	49.80

### PAT KICKING PCT (Minimum Games Played Pct. 75%)

#	Player	G	Made	Att.	Pct.
1	Akers, Luke - NU	6	4	4	100.00
2	Patel, Jai - RU	6	20	20	100.00
3	Olsen, Jack - NU	5	10	10	100.00
4	Lantz, Michael - USC	6	22	22	100.00
5	Kesich, Dragan - MINN	7	22	22	100.00
6	Stevens, Drew - Iowa	6	19	19	100.00
7	Fielding, Jayden - OSU	6	33	33	100.00
8	Gross, Grady - UW	7	17	17	100.00
9	Bhaghani, Mateen - UCLA	6	6	6	100.00
10	Vakos, Nathaniel - Wisc	6	22	22	100.00

### PAT KICKING ATTEMPTS

#	Player	G	Made	Att.	Pct.
1	Radicic, Nicolas - IND	6	39	39	100.00
2	Fielding, Jayden - OSU	6	33	33	100.00
3	Lantz, Michael - USC	6	22	22	100.00
4	Vakos, Nathaniel - Wisc	6	22	22	100.00
5	Kesich, Dragan - MINN	7	22	22	100.00
6	Olano, David - Illini	6	21	21	100.00
7	Howes, Jack - MD	6	20	21	95.24
8	Patel, Jai - RU	6	20	20	100.00
9	Sappington, Atticus - Oregon	6	18	20	90.00
10	Stevens, Drew - Iowa	6	19	19	100.00

### PUNT RETURN AVG (Minimum Games Played Pct. 75%)

#	Player	G	No.	Yds	TD	Long	Avg/g
1	Dremel, Christian - RU	6	3	51	0	20	17.00
2	Beatty, Hank - Illini	6	8	133	0	37	16.63
3	Perich, Koi - MINN	7	9	139	0	60	15.44

### FIELD GOALS (Minimum Games Played Pct. 75%)

#	Player	G	Made	Att.	Long	Pct.	FG/G.
1	Olano, David - Illini	6	10	12	50	83.33	1.67
2	Stevens, Drew - Iowa	6	10	11	51	90.91	1.67
3	Lantz, Michael - USC	6	10	13	54	76.92	1.67
4	Bhaghani, Mateen - UCLA	6	10	11	54	90.91	1.67
5	Kim, Jonathan - MSU	6	9	9	51	100.00	1.50
6	Gross, Grady - UW	7	10	17	44	58.82	1.43
7	Olsen, Jack - NU	5	7	10	46	70.00	1.40
8	Howes, Jack - MD	6	8	11	46	72.73	1.33
9	Sappington, Atticus - Oregon	6	8	10	42	80.00	1.33
10	Zvada, Dominic - Mich	6	8	8	55	100.00	1.33

### FIELD GOAL PCT (Minimum Games Played Pct. 75%)

#	Player	G	Made	Att.	Long	Pct.
1	Kim, Jonathan - MSU	6	9	9	51	100.00
2	Fielding, Jayden - OSU	6	3	3	40	100.00
3	Akers, Luke - NU	6	3	3	43	100.00
4	Radicic, Nicolas - IND	6	4	4	37	100.00
5	Moczulski, Ethan - Illini	6	1	1	59	100.00
6	Zvada, Dominic - Mich	6	8	8	55	100.00
7	Bhaghani, Mateen - UCLA	6	10	11	54	90.91
8	Stevens, Drew - Iowa	6	10	11	51	90.91
9	Porath, Spencer - Purdue	6	5	6	45	83.33
10	Olano, David - Illini	6	10	12	50	83.33

### FIELD GOALS ATTEMPTED

#	Player	G	Made	Att.	Long	Pct.
1	Gross, Grady - UW	7	10	17	44	58.82
2	Kesich, Dragan - MINN	7	7	13	53	53.85
3	Lantz, Michael - USC	6	10	13	54	76.92
4	Olano, David - Illini	6	10	12	50	83.33
5	Stevens, Drew - Iowa	6	10	11	51	90.91
6	Bhaghani, Mateen - UCLA	6	10	11	54	90.91
7	Howes, Jack - MD	6	8	11	46	72.73
8	Sappington, Atticus - Oregon	6	8	10	42	80.00
9	Olsen, Jack - NU	5	7	10	46	70.00
10	Kim, Jonathan - MSU	6	9	9	51	100.00

### FIELD GOALS MADE

#	Player	G	Made	Att.	Long	Pct.
1	Lantz, Michael - USC	6	10	13	54	76.92
2	Stevens, Drew - Iowa	6	10	11	51	90.91
3	Olano, David - Illini	6	10	12	50	83.33
4	Gross, Grady - UW	7	10	17	44	58.82
5	Bhaghani, Mateen - UCLA	6	10	11	54	90.91
6	Kim, Jonathan - MSU	6	9	9	51	100.00
7	Sappington, Atticus - Oregon	6	8	10	42	80.00
8	Howes, Jack - MD	6	8	11	46	72.73
9	Zvada, Dominic - Mich	6	8	8	55	100.00
10	Olsen, Jack - NU	5	7	10	46	70.00

### KICK RETURN AVG (Minimum Games Played Pct. 75%)

#	Player	G	No.	Yds	TD	Long	Avg/g
1	Whittington, Noah - Oregon	6	3	146	0	100	48.67
2	White, Max - Iowa	6	1	35	0	35	35.00
3	Anthony II, Vinny - Wisc	6	5	154	0	74	30.80



**2024-25 Big Ten Football  
Extended Individual Statistics  
All games**

**PUNT RETURNS** (Minimum 1.2 Punt Returns/Game)

#	Player	G	No.	Yds	TD	Long	Avg/g
1	Wetjen, Kaden - Iowa	6	15	149	0	37	9.93
2	Inniss, Brandon - OSU	6	12	109	0	36	9.08
3	Johnson, Tez - Oregon	6	11	134	1	85	12.18
4	Price, Myles - IND	6	11	87	0	22	7.91
5	Boston, Denzel - UW	7	10	67	0	25	6.70
6	Perich, Koi - MINN	7	9	139	0	60	15.44
7	Garcia-Castaneda, Isaiah - Nebr	6	9	52	0	13	5.78
8	Beatty, Hank - Illini	6	8	133	0	37	16.63
9	Wisloski, Braeden - MD	6	8	67	0	27	8.38
10	Henning, A.J. - NU	6	8	76	0	19	9.50

**PUNT RETURN YARDS**

#	Player	G	No.	Yds	TD	Long	Avg/g
1	Wetjen, Kaden - Iowa	6	15	149	0	37	9.93
2	Perich, Koi - MINN	7	9	139	0	60	15.44
3	Johnson, Tez - Oregon	6	11	134	1	85	12.18
4	Beatty, Hank - Illini	6	8	133	0	37	16.63
5	Inniss, Brandon - OSU	6	12	109	0	36	9.08
6	Price, Myles - IND	6	11	87	0	22	7.91
7	Henning, A.J. - NU	6	8	76	0	19	9.50
8	Morgan, Semaj - Mich	5	6	74	0	22	12.33
9	Wisloski, Braeden - MD	6	8	67	0	27	8.38
10	Boston, Denzel - UW	7	10	67	0	25	6.70

**PUNT RETURN TDS**

#	Player	G	No.	Yds	TD	Long	Avg/g
1	Johnson, Tez - Oregon	6	11	134	1	85	12.18

**INTERCEPTIONS** (Minimum Games Played Pct. 75%)

#	Player	G	No.	Yds	TD	Long	Avg/g
1	Perich, Koi - MINN	7	4	18	0	16	0.57
2	Harris, Jermari - Iowa	6	3	60	1	32	0.50
3	Huskey, Jalen - MD	6	3	37	0	37	0.50
4	Scott, Xavier - Illini	6	3	50	1	30	0.50
5	Miller, Glendon - MD	6	3	28	0	28	0.50
6	Brantley, Charles - MSU	6	3	101	1	100	0.50
7	Cobb, Mason - USC	5	2	55	1	55	0.40
8	Johnson, Will - Mich	5	2	128	2	86	0.40
9	Scott, Miles - Illini	6	2	0	0	0	0.33
10	Mascarenas-Arnold, Easton - USC	6	2	5	0	5	0.33

**INTERCEPTION RET YARDS**

#	Player	G	No.	Yds	TD	Long	Yds/i
1	Johnson, Will - Mich	5	2	128	2	86	64.00
2	Brantley, Charles - MSU	6	3	101	1	100	33.67
3	Addison, Bryan - UCLA	6	1	96	1	96	96.00
4	Walley, Justin - MINN	5	1	70	0	70	70.00
5	Harris, Jermari - Iowa	6	3	60	1	32	20.00
6	Cobb, Mason - USC	5	2	55	1	55	27.50
7	Rogers, Eric - RU	6	1	52	1	52	52.00
8	Scott, Xavier - Illini	6	3	50	1	30	16.67
9	Igbinosun, Davison - OSU	6	1	45	0	45	45.00
10	Stephens II, Desman - USC	5	1	42	0	42	42.00

**KICK RETURNS** (Minimum 1.2 Total Kick Returns/Game)

#	Player	G	No.	Yds	TD	Long	Avg/g
1	Himon II, Joseph - NU	6	10	304	0	96	30.40
2	Reynolds, Keith - UW	7	10	209	0	28	20.90
3	Wetjen, Kaden - Iowa	6	9	222	0	34	24.67
4	Jones, Keegan - UCLA	6	8	160	0	24	20.00
5	Jackson, Elijah - Purdue	6	8	145	0	33	18.13
6	Marshall, Jordan - Mich	1	3	51	0	19	17.00

**KICK RETURN YARDS**

#	Player	G	No.	Yds	TD	Long	Avg/g
1	Himon II, Joseph - NU	6	10	304	0	96	30.40
2	Wetjen, Kaden - Iowa	6	9	222	0	34	24.67
3	Reynolds, Keith - UW	7	10	209	0	28	20.90
4	Jones, Keegan - UCLA	6	8	160	0	24	20.00
5	Anthony II, Vinny - Wisc	6	5	154	0	74	30.80
6	Whittington, Noah - Oregon	6	3	146	0	100	48.67
7	Jackson, Elijah - Purdue	6	8	145	0	33	18.13
8	Perich, Koi - MINN	7	8	145	0	21	18.13
9	Barney Jr., Jacory - Nebr	6	7	144	0	35	20.57
10	Kekahuna, Trech - Wisc	6	7	142	0	28	20.29

**KICK RETURN TDS**

#	Player	G	No.	Yds	TD	Long	Avg/g
1	Limar, Jayden - Oregon	6	1	26	1	26	26.00

**INTERCEPTION RETURNS**

#	Player	G	No.	Yds	TD	Long	Yds/i
1	Perich, Koi - MINN	7	4	18	0	16	4.50
2	Harris, Jermari - Iowa	6	3	60	1	32	20.00
3	Brantley, Charles - MSU	6	3	101	1	100	33.67
4	Huskey, Jalen - MD	6	3	37	0	37	12.33
5	Scott, Xavier - Illini	6	3	50	1	30	16.67
6	Miller, Glendon - MD	6	3	28	0	28	9.33
7	Cobb, Mason - USC	5	2	55	1	55	27.50
8	Robinson, Ethan - MINN	7	2	0	0	0	0.00
9	Mascarenas-Arnold, Easton - USC	6	2	5	0	5	2.50
10	Scott, Miles - Illini	6	2	0	0	0	0.00

**INTERCEPTION RETURN TDS**

#	Player	G	No.	Yds	TD	Long	Yds/i
1	Johnson, Will - Mich	5	2	128	2	86	64.00
2	Cobb, Mason - USC	5	2	55	1	55	27.50
3	Hill, Tommi - Nebr	4	1	7	1	7	7.00
4	Henderson, Jack - MINN	7	1	25	1	25	25.00
5	Bullock, John - Nebr	6	1	35	1	35	35.00
6	Brantley, Charles - MSU	6	3	101	1	100	33.67
7	Rogers, Eric - RU	6	1	52	1	52	52.00
8	Powers, Gabe - OSU	6	1	29	1	29	29.00
9	Addison, Bryan - UCLA	6	1	96	1	96	96.00
10	Harris, Jermari - Iowa	6	3	60	1	32	20.00



**2024-25 Big Ten Football  
Extended Individual Statistics  
All games**

**TACKLES (All positions)** (Minimum Games Played Pct. 75%)

#	Player	G	Pos	Solo	Ast	Total	Avg/g
1	Schwesinger, Carson - UCLA	6	LB	41	21	62	10.33
2	Higgins, Jay - Iowa	6	LB	23	39	62	10.33
3	Djabome, Dariel - RU	6	LB	23	33	56	9.33
4	Fisher, Aiden - IND	6	LB	21	34	55	9.17
5	Thieneman, Dillon - Purdue	6	DB	33	17	50	8.33
6	Mascarenas-Arnold, Easton - USC	6	LB	27	22	49	8.17
7	Jenkins, Kydran - Purdue	6	LB	30	18	48	8.00
8	Lindenberg, Cody - MINN	7	LB	23	25	48	6.86
9	Mueller, Xander - NU	6	LB	23	18	41	6.83
10	Hausmann, Ernest - Mich	6	LB	28	12	40	6.67
11	Styles, Sonny - OSU	6	LB	15	24	39	6.50
12	Reed, Jaylen - PSU	6	S	20	19	39	6.50
13	Jackson, Nick - Iowa	6	LB	15	24	39	6.50
14	Uihlein, Mac - NU	6	LB	29	9	38	6.33
15	Bruener, Carson - UW	7	LB	25	19	44	6.29
16	Cobb, Mason - USC	5	LB	10	21	31	6.20
17	Bailey, Matthew - Illini	6	DB	17	20	37	6.17
18	Turner, Jordan - MSU	6	LB	22	15	37	6.17
19	Thomas, Jaheim - Wisc	6	LB	15	21	36	6.00
20	Igbinosun, Desmond - RU	6	DB	14	21	35	5.83
21	Rosiek, Dylan - Illini	6	LB	18	17	35	5.83
22	Walker, Jailin - IND	6	LB	16	18	34	5.67
23	Arnold, Akili - USC	5	S	15	13	28	5.60
24	Turner, Devin - NU	6	DB	22	11	33	5.50
25	Bullock, John - Nebr	6	LB	17	16	33	5.50
26	Boettcher, Bryce - Oregon	6	LB	17	16	33	5.50
27	Scott, Miles - Illini	6	DB	21	12	33	5.50
28	Asbury II, Shawn - IND	6	DB	10	23	33	5.50
29	Medrano, Kain - UCLA	6	LB	27	6	33	5.50
30	Gifford, Isaac - Nebr	6	DB	12	20	32	5.33
31	Wohler, Hunter - Wisc	6	S	22	10	32	5.33
32	Brown, Kerry - MINN	6	DB	14	18	32	5.33
33	Loyal, Shaquan - RU	6	DB	17	14	31	5.17
34	Oladejo, Oluwafemi - UCLA	6	LB	14	17	31	5.17
35	Dixon, Flip - RU	5	DB	13	12	25	5.00
36	Heldt, Will - Purdue	6	DE	19	11	30	5.00
37	Simon, Cody - OSU	5	LB	12	13	25	5.00
38	Ramsey, Kamari - USC	6	S	21	9	30	5.00
39	Gbayor, Mikai - Nebr	6	LB	11	19	30	5.00
40	King, Kobe - PSU	6	LB	17	13	30	5.00
41	Barham, Jaishawn - Mich	6	LB	17	13	30	5.00
42	Ransom, Lathan - OSU	6	S	19	10	29	4.83
43	Jacas, Gabe - Illini	6	LB	18	11	29	4.83
44	Singleton, DeShon - Nebr	6	DB	18	11	29	4.83
45	Spencer, Malik - MSU	6	S	17	12	29	4.83
46	Addison, Bryan - UCLA	6	DB	20	8	28	4.67
47	Castro, Sebastian - Iowa	6	DB	16	12	28	4.67
48	Coleman, Seth - Illini	6	LB	15	13	28	4.67
49	Johnson, Theran - NU	6	DB	24	4	28	4.67
50	Haladay, Cal - MSU	6	LB	17	11	28	4.67

**SACKS** (Minimum Games Played Pct. 75%)

#	Player	G	Pos	Solo	Ast	Total	Avg/g
1	Stewart, Josaiah - Mich	5	DE	5	0	5	1.00
2	Burch, Jordan - Oregon	5	DE	4	2	5	1.00
3	Graves, Aaron - Iowa	6	DL	5	0	5	0.83
4	Jenkins, Kydran - Purdue	6	LB	4	2	5	0.83
5	Kamara, Mikail - IND	6	DL	5	0	5	0.83
6	Uiagalelei, Matayo - Oregon	6	DE	4	1	4.5	0.75
7	Robinson, Ty - Nebr	6	DL	4	0	4	0.67
8	Carter, Abdul - PSU	6	LB	4	0	4	0.67
9	Heldt, Will - Purdue	6	DE	3	2	4	0.67
10	Williams, James - Nebr	6	DL	4	0	4	0.67

**TACKLES FOR LOSS** (Minimum 1.25 Total Tackles For Loss/Game, Games Played Pct. 75%)

#	Player	G	Pos	Solo	Ast	Total	Avg/g
1	Stewart, Josaiah - Mich	5	DE	8	1	8.5	1.70
2	Carter, Abdul - PSU	6	LB	7	5	9.5	1.58
3	Burch, Jordan - Oregon	5	DE	5	4	7	1.40
4	Jenkins, Kydran - Purdue	6	LB	7	2	8	1.33
5	Kamara, Mikail - IND	6	DL	7	1	7.5	1.25

**FUMBLES FORCED** (Minimum Games Played Pct. 75%)

#	Player	G	No.	Avg/g
1	Graves, Aaron - Iowa	6	2	0.33
2	Djabome, Dariel - RU	6	2	0.33
3	Hurkett, Ethan - Iowa	6	2	0.33
4	Rosiek, Dylan - Illini	6	2	0.33
5	Ramsey, Kamari - USC	6	2	0.33
6	Harmon, Derrick - Oregon	6	2	0.33
7	Ransom, Lathan - OSU	6	2	0.33
8	Higgins, Jay - Iowa	6	2	0.33
9	Wyatt, Kellan - MD	6	2	0.33
10	Jacas, Gabe - Illini	6	2	0.33

**FUMBLES RECOVERED** (Minimum Games Played Pct. 75%)

#	Player	G	No.	Avg/g
1	Hall, TJ - Iowa	5	1	0.20
2	Simon, Cody - OSU	5	1	0.20
3	Butler, Jimari - Nebr	5	1	0.20
4	Jackson Jr., Kenyatta - OSU	5	1	0.20
5	Fuller, Quashon - MD	5	1	0.20
6	Harrison, Robby - IND	5	1	0.20
7	Burch, Jordan - Oregon	5	1	0.20
8	Ray, Malcolm - RU	6	1	0.17
9	Bryant, Alec - Illini	6	1	0.17
10	Pfeiffer, Cayson - Wisc	6	1	0.17

**PASSES DEFENDED** (Minimum Games Played Pct. 75%)

#	Player	G	Brup	Int.	Total	Avg/g
1	Johnson, Theran - NU	6	9	1	10	1.67
2	Brantley, Charles - MSU	6	5	3	8	1.33
3	Harris, Jermari - Iowa	6	5	3	8	1.33
4	Loyal, Shaquan - RU	6	5	2	7	1.17
5	Muhammad, Jabbar - Oregon	6	6	0	6	1.00
6	Breedlove, Kyndrich - Purdue	6	4	2	6	1.00
7	Buford Jr., Marques - Nebr	6	5	1	6	1.00
8	Johnson, Will - Mich	5	3	2	5	1.00
9	Dixon, Thaddeus - UW	7	6	1	7	1.00
10	Hill, Jyaire - Mich	6	5	1	6	1.00



**2024-25 Big Ten Football  
Extended Team Leaders  
All games**

**SCORING OFFENSE**

Team	G	TD	FG	XPT	2XP	DXP	Saf	Pts	Avg/G
Indiana	6	39	4	39	0	0	0	285	47.5
Ohio St.	6	36	3	36	0	0	0	261	43.5
Oregon	6	26	9	20	2	0	0	207	34.5
Penn St.	6	26	8	25	0	0	0	205	34.17
Illinois	6	22	11	21	0	0	0	186	31
Southern California	6	22	10	22	0	0	0	184	30.67
Wisconsin	6	23	6	22	1	0	0	180	30
Maryland	6	22	8	21	0	0	0	177	29.5
Iowa	6	21	10	19	0	0	0	175	29.17
Nebraska	6	22	4	22	0	0	1	168	28
Rutgers	6	21	2	20	0	0	1	154	25.67
Minnesota	7	22	7	22	0	0	0	175	25
Washington	7	20	10	17	1	0	0	169	24.14
Purdue	6	18	5	15	2	0	0	142	23.67
Michigan	6	17	8	15	0	0	0	141	23.5
Northwestern	6	14	10	14	0	0	1	130	21.67
Michigan St.	6	13	9	12	0	0	1	119	19.83
UCLA	6	8	10	7	1	0	0	87	14.5

**TOTAL DEFENSE**

Team	G	Rush	Pass	Plays	Yards	Avg/P	TD	Avg/G
Ohio St.	6	518	990	345	1508	4.37	8	251.33
Indiana	6	503	1031	348	1534	4.41	11	255.67
Minnesota	7	859	977	413	1836	4.45	12	262.29
Penn St.	6	570	1005	349	1575	4.51	9	262.5
Washington	7	1003	861	420	1864	4.44	12	266.29
Nebraska	6	505	1130	374	1635	4.37	8	272.5
Oregon	6	648	1136	355	1784	5.03	13	297.33
Wisconsin	6	852	1009	356	1861	5.23	14	310.17
Iowa	6	578	1318	376	1896	5.04	13	316
Michigan St.	6	785	1194	386	1979	5.13	16	329.83
Michigan	6	458	1559	402	2017	5.02	16	336.17
Illinois	6	895	1184	372	2079	5.59	13	346.5
Northwestern	6	525	1567	404	2092	5.18	13	348.67
Southern California	6	911	1188	357	2099	5.88	14	349.83
UCLA	6	555	1594	397	2149	5.41	21	358.17
Maryland	6	638	1550	391	2188	5.6	16	364.67
Rutgers	6	1097	1122	385	2219	5.76	16	369.83
Purdue	6	1373	1367	403	2740	6.8	28	456.67

**SCORING DEFENSE**

Team	G	TD	FG	XPT	2XP	DXP	Saf	Pts	Avg/G
Ohio St.	6	8	4	6	0	0	0	66	11
Nebraska	6	8	4	8	0	0	0	68	11.33
Penn St.	6	9	8	7	1	0	0	87	14.5
Indiana	6	11	4	11	0	0	0	89	14.83
Minnesota	7	12	9	12	0	0	0	111	15.86
Washington	7	12	11	12	0	0	1	119	17
Iowa	6	14	3	13	0	0	0	106	17.67
Northwestern	6	13	8	12	0	0	0	114	19
Oregon	6	14	6	14	0	0	0	116	19.33
Wisconsin	6	15	5	15	0	0	0	120	20
Illinois	6	14	7	11	2	0	0	120	20
Rutgers	6	16	2	13	3	0	0	121	20.17
Southern California	6	15	7	14	0	0	0	125	20.83
Michigan St.	6	16	5	15	0	0	0	126	21
Michigan	6	16	7	15	1	0	0	134	22.33
Maryland	6	17	9	17	0	0	0	146	24.33
UCLA	6	21	8	19	1	0	0	171	28.5
Purdue	6	31	6	30	0	0	0	234	39

**TOTAL OFFENSE PLAYS**

Team	G	Rush	Pass	Plays	Yards	Avg/P	TD	Avg/G
Washington	7	1107	2062	473	3169	6.7	20	452.71
Maryland	6	792	1820	448	2612	5.83	22	435.33
Minnesota	7	741	1491	429	2232	5.2	21	318.86
Wisconsin	6	1159	1328	421	2487	5.91	23	414.5
Southern California	6	937	1684	417	2621	6.29	21	436.83
Oregon	6	977	1812	417	2789	6.69	24	464.83
Rutgers	6	1197	1050	407	2247	5.52	20	374.5
Indiana	6	1202	1892	406	3094	7.62	38	515.67
Ohio St.	6	1252	1766	401	3018	7.53	34	503
Nebraska	6	820	1468	393	2288	5.82	20	381.33
Penn St.	6	1207	1620	392	2827	7.21	26	471.17
Illinois	6	837	1455	384	2292	5.97	21	382
Iowa	6	1337	808	370	2145	5.8	20	357.5
Northwestern	6	717	1080	366	1797	4.91	13	299.5
Michigan St.	6	721	1378	363	2099	5.78	12	349.83
Michigan	6	1148	690	360	1838	5.11	15	306.33
UCLA	6	357	1280	335	1637	4.89	7	272.83
Purdue	6	937	1103	324	2040	6.3	17	340



**2024-25 Big Ten Football  
Extended Team Leaders  
All games**

**TOUCHDOWNS SCORED**

Team	G	TD	FG	XPT	2XP	DXP	Saf	Pts	Avg/G
Indiana	6	39	4	39	0	0	0	285	47.5
Ohio St.	6	36	3	36	0	0	0	261	43.5
Penn St.	6	26	8	25	0	0	0	205	34.17
Oregon	6	26	9	20	2	0	0	207	34.5
Wisconsin	6	23	6	22	1	0	0	180	30
Southern California	6	22	10	22	0	0	0	184	30.67
Nebraska	6	22	4	22	0	0	1	168	28
Minnesota	7	22	7	22	0	0	0	175	25
Maryland	6	22	8	21	0	0	0	177	29.5
Illinois	6	22	11	21	0	0	0	186	31
Rutgers	6	21	2	20	0	0	1	154	25.67
Iowa	6	21	10	19	0	0	0	175	29.17
Washington	7	20	10	17	1	0	0	169	24.14
Purdue	6	18	5	15	2	0	0	142	23.67
Michigan	6	17	8	15	0	0	0	141	23.5
Northwestern	6	14	10	14	0	0	1	130	21.67
Michigan St.	6	13	9	12	0	0	1	119	19.83
UCLA	6	8	10	7	1	0	0	87	14.5

**TOTAL OFFENSE YARDS**

Team	G	Rush	Pass	Plays	Yards	Avg/P	TD	Avg/G
Washington	7	1107	2062	473	3169	6.7	20	452.71
Indiana	6	1202	1892	406	3094	7.62	38	515.67
Ohio St.	6	1252	1766	401	3018	7.53	34	503
Penn St.	6	1207	1620	392	2827	7.21	26	471.17
Oregon	6	977	1812	417	2789	6.69	24	464.83
Southern California	6	937	1684	417	2621	6.29	21	436.83
Maryland	6	792	1820	448	2612	5.83	22	435.33
Wisconsin	6	1159	1328	421	2487	5.91	23	414.5
Illinois	6	837	1455	384	2292	5.97	21	382
Nebraska	6	820	1468	393	2288	5.82	20	381.33
Rutgers	6	1197	1050	407	2247	5.52	20	374.5
Minnesota	7	741	1491	429	2232	5.2	21	318.86
Iowa	6	1337	808	370	2145	5.8	20	357.5
Michigan St.	6	721	1378	363	2099	5.78	12	349.83
Purdue	6	937	1103	324	2040	6.3	17	340
Michigan	6	1148	690	360	1838	5.11	15	306.33
Northwestern	6	717	1080	366	1797	4.91	13	299.5
UCLA	6	357	1280	335	1637	4.89	7	272.83

**PTS SCORED KICKING**

Team	G	TD	FG	XPT	2XP	DXP	Saf	Pts	Avg/G
Indiana	6	39	4	39	0	0	0	285	47.5
Ohio St.	6	36	3	36	0	0	0	261	43.5
Oregon	6	26	9	20	2	0	0	207	34.5
Penn St.	6	26	8	25	0	0	0	205	34.17
Illinois	6	22	11	21	0	0	0	186	31
Southern California	6	22	10	22	0	0	0	184	30.67
Wisconsin	6	23	6	22	1	0	0	180	30
Maryland	6	22	8	21	0	0	0	177	29.5
Minnesota	7	22	7	22	0	0	0	175	25
Iowa	6	21	10	19	0	0	0	175	29.17
Washington	7	20	10	17	1	0	0	169	24.14
Nebraska	6	22	4	22	0	0	1	168	28
Rutgers	6	21	2	20	0	0	1	154	25.67
Purdue	6	18	5	15	2	0	0	142	23.67
Michigan	6	17	8	15	0	0	0	141	23.5
Northwestern	6	14	10	14	0	0	1	130	21.67
Michigan St.	6	13	9	12	0	0	1	119	19.83
UCLA	6	8	10	7	1	0	0	87	14.5

**TOTAL OFF. AVG/PLAY**

Team	G	Rush	Pass	Plays	Yards	Avg/P	TD	Avg/G
Indiana	6	1202	1892	406	3094	7.62	38	515.67
Ohio St.	6	1252	1766	401	3018	7.53	34	503
Penn St.	6	1207	1620	392	2827	7.21	26	471.17
Washington	7	1107	2062	473	3169	6.7	20	452.71
Oregon	6	977	1812	417	2789	6.69	24	464.83
Purdue	6	937	1103	324	2040	6.3	17	340
Southern California	6	937	1684	417	2621	6.29	21	436.83
Illinois	6	837	1455	384	2292	5.97	21	382
Wisconsin	6	1159	1328	421	2487	5.91	23	414.5
Maryland	6	792	1820	448	2612	5.83	22	435.33
Nebraska	6	820	1468	393	2288	5.82	20	381.33
Iowa	6	1337	808	370	2145	5.8	20	357.5
Michigan St.	6	721	1378	363	2099	5.78	12	349.83
Rutgers	6	1197	1050	407	2247	5.52	20	374.5
Minnesota	7	741	1491	429	2232	5.2	21	318.86
Michigan	6	1148	690	360	1838	5.11	15	306.33
Northwestern	6	717	1080	366	1797	4.91	13	299.5
UCLA	6	357	1280	335	1637	4.89	7	272.83





**2024-25 Big Ten Football  
Extended Team Leaders  
All games**

**TOTAL OFFENSE**

Team	G	Rush	Pass	Plays	Yards	Avg/P	TD	Avg/G
Indiana	6	1202	1892	406	3094	7.62	38	515.67
Ohio St.	6	1252	1766	401	3018	7.53	34	503
Penn St.	6	1207	1620	392	2827	7.21	26	471.17
Oregon	6	977	1812	417	2789	6.69	24	464.83
Washington	7	1107	2062	473	3169	6.7	20	452.71
Southern California	6	937	1684	417	2621	6.29	21	436.83
Maryland	6	792	1820	448	2612	5.83	22	435.33
Wisconsin	6	1159	1328	421	2487	5.91	23	414.5
Illinois	6	837	1455	384	2292	5.97	21	382
Nebraska	6	820	1468	393	2288	5.82	20	381.33
Rutgers	6	1197	1050	407	2247	5.52	20	374.5
Iowa	6	1337	808	370	2145	5.8	20	357.5
Michigan St.	6	721	1378	363	2099	5.78	12	349.83
Purdue	6	937	1103	324	2040	6.3	17	340
Minnesota	7	741	1491	429	2232	5.2	21	318.86
Michigan	6	1148	690	360	1838	5.11	15	306.33
Northwestern	6	717	1080	366	1797	4.91	13	299.5
UCLA	6	357	1280	335	1637	4.89	7	272.83

**TOTAL OFFENSE TDS**

Team	G	Rush	Pass	Plays	Yards	Avg/P	TD	Avg/G
Indiana	6	1202	1892	406	3094	7.62	38	515.67
Ohio St.	6	1252	1766	401	3018	7.53	34	503
Penn St.	6	1207	1620	392	2827	7.21	26	471.17
Oregon	6	977	1812	417	2789	6.69	24	464.83
Wisconsin	6	1159	1328	421	2487	5.91	23	414.5
Maryland	6	792	1820	448	2612	5.83	22	435.33
Southern California	6	937	1684	417	2621	6.29	21	436.83
Minnesota	7	741	1491	429	2232	5.2	21	318.86
Illinois	6	837	1455	384	2292	5.97	21	382
Washington	7	1107	2062	473	3169	6.7	20	452.71
Rutgers	6	1197	1050	407	2247	5.52	20	374.5
Nebraska	6	820	1468	393	2288	5.82	20	381.33
Iowa	6	1337	808	370	2145	5.8	20	357.5
Purdue	6	937	1103	324	2040	6.3	17	340
Michigan	6	1148	690	360	1838	5.11	15	306.33
Northwestern	6	717	1080	366	1797	4.91	13	299.5
Michigan St.	6	721	1378	363	2099	5.78	12	349.83
UCLA	6	357	1280	335	1637	4.89	7	272.83

**RUSHING OFFENSE**

Team	G	Att	Yards	Avg/A	Long	TD	Avg/G
Iowa	6	232	1337	5.76	64	14	222.83
Ohio St.	6	211	1252	5.93	86	18	208.67
Penn St.	6	234	1207	5.16	41	12	201.17
Indiana	6	234	1202	5.14	51	23	200.33
Rutgers	6	242	1197	4.95	62	12	199.5
Wisconsin	6	241	1159	4.81	55	16	193.17
Michigan	6	227	1148	5.06	63	9	191.33
Oregon	6	209	977	4.67	54	11	162.83
Washington	7	227	1107	4.88	64	5	158.14
Southern California	6	170	937	5.51	75	10	156.17
Purdue	6	175	937	5.35	69	7	156.17
Illinois	6	215	837	3.89	37	7	139.5
Nebraska	6	211	820	3.89	42	11	136.67
Maryland	6	207	792	3.83	75	10	132
Michigan St.	6	190	721	3.79	63	7	120.17
Northwestern	6	186	717	3.85	44	9	119.5
Minnesota	7	213	741	3.48	80	12	105.86
UCLA	6	147	357	2.43	22	2	59.5

**RUSHING TDS**

Team	G	Att	Yards	Avg/A	Long	TD	Avg/G
Indiana	6	234	1202	5.14	51	23	200.33
Ohio St.	6	211	1252	5.93	86	18	208.67
Wisconsin	6	241	1159	4.81	55	16	193.17
Iowa	6	232	1337	5.76	64	14	222.83
Rutgers	6	242	1197	4.95	62	12	199.5
Penn St.	6	234	1207	5.16	41	12	201.17
Minnesota	7	213	741	3.48	80	12	105.86
Oregon	6	209	977	4.67	54	11	162.83
Nebraska	6	211	820	3.89	42	11	136.67
Southern California	6	170	937	5.51	75	10	156.17
Maryland	6	207	792	3.83	75	10	132
Northwestern	6	186	717	3.85	44	9	119.5
Michigan	6	227	1148	5.06	63	9	191.33
Purdue	6	175	937	5.35	69	7	156.17
Michigan St.	6	190	721	3.79	63	7	120.17
Illinois	6	215	837	3.89	37	7	139.5
Washington	7	227	1107	4.88	64	5	158.14
UCLA	6	147	357	2.43	22	2	59.5



**2024-25 Big Ten Football  
Extended Team Leaders  
All games**

**RUSHING DEFENSE**

Team	G	Att	Yards	Avg/A	Long	TD	Avg/G
Michigan	6	160	458	2.86	65	4	76.33
Indiana	6	167	503	3.01	75	4	83.83
Nebraska	6	187	505	2.7	21	0	84.17
Ohio St.	6	192	518	2.7	30	4	86.33
Northwestern	6	181	525	2.9	22	4	87.5
UCLA	6	175	555	3.17	23	7	92.5
Penn St.	6	178	570	3.2	75	3	95
Iowa	6	173	578	3.34	31	1	96.33
Maryland	6	199	638	3.21	30	8	106.33
Oregon	6	172	648	3.77	70	9	108
Minnesota	7	227	859	3.78	40	9	122.71
Michigan St.	6	220	785	3.57	41	7	130.83
Wisconsin	6	193	852	4.41	35	8	142
Washington	7	237	1003	4.23	53	7	143.29
Illinois	6	197	895	4.54	35	5	149.17
Southern California	6	191	911	4.77	63	9	151.83
Rutgers	6	206	1097	5.33	73	12	182.83
Purdue	6	256	1373	5.36	70	19	228.83

**PASS EFFICIENCY**

Team	G	Comp-Att-Int	Pct.	Yds	Avg/G	TD	Effic
Indiana	6	124 - 172 - 2	72.09	1892	315.33	15	190.95
Penn St.	6	112 - 158 - 5	70.89	1620	270.00	14	179.92
Ohio St.	6	136 - 190 - 3	71.58	1766	294.33	16	174.29
Oregon	6	157 - 208 - 3	75.48	1812	302.00	13	166.40
Illinois	6	113 - 169 - 1	66.86	1455	242.50	14	165.34
Washington	7	179 - 246 - 2	72.76	2062	294.57	15	161.67
Nebraska	6	123 - 182 - 3	67.58	1468	244.67	9	148.36
Maryland	6	164 - 241 - 3	68.05	1820	303.33	12	145.43
Purdue	6	96 - 149 - 4	64.43	1103	183.83	10	143.39
Minnesota	7	146 - 216 - 4	67.59	1491	213.00	9	135.62
Southern California	6	157 - 247 - 5	63.56	1684	280.67	11	131.48
Wisconsin	6	110 - 180 - 4	61.11	1328	221.33	7	131.47
Michigan St.	6	102 - 173 - 8	58.96	1378	229.67	5	126.16
Iowa	6	88 - 138 - 3	63.77	808	134.67	6	122.95
UCLA	6	116 - 188 - 9	61.70	1280	213.33	5	118.10
Rutgers	6	86 - 165 - 4	52.12	1050	175.00	8	116.73
Northwestern	6	99 - 180 - 3	55.00	1080	180.00	4	109.40
Michigan	6	81 - 133 - 8	60.90	690	115.00	6	107.34

**YARDS PER RUSH**

Team	G	Att	Yards	Avg/A	Long	TD	Avg/G
Ohio St.	6	211	1252	5.93	86	18	208.67
Iowa	6	232	1337	5.76	64	14	222.83
Southern California	6	170	937	5.51	75	10	156.17
Purdue	6	175	937	5.35	69	7	156.17
Penn St.	6	234	1207	5.16	41	12	201.17
Indiana	6	234	1202	5.14	51	23	200.33
Michigan	6	227	1148	5.06	63	9	191.33
Rutgers	6	242	1197	4.95	62	12	199.5
Washington	7	227	1107	4.88	64	5	158.14
Wisconsin	6	241	1159	4.81	55	16	193.17
Oregon	6	209	977	4.67	54	11	162.83
Nebraska	6	211	820	3.89	42	11	136.67
Illinois	6	215	837	3.89	37	7	139.5
Northwestern	6	186	717	3.85	44	9	119.5
Maryland	6	207	792	3.83	75	10	132
Michigan St.	6	190	721	3.79	63	7	120.17
Minnesota	7	213	741	3.48	80	12	105.86
UCLA	6	147	357	2.43	22	2	59.5

**PASS DEFENSE EFFIC.**

Team	G	Comp-Att-Int	Pct.	Yds	Avg/G	TD	Effic
Washington	7	87 - 183 - 4	47.54	861	123.00	5	91.71
Minnesota	7	111 - 186 - 13	59.68	977	139.57	3	95.14
Rutgers	6	105 - 179 - 5	58.66	1122	187.00	4	113.10
Oregon	6	107 - 183 - 4	58.47	1136	189.33	4	113.46
Penn St.	6	100 - 171 - 5	58.48	1005	167.50	6	113.58
Nebraska	6	109 - 187 - 7	58.29	1130	188.33	8	115.68
Indiana	6	111 - 181 - 4	61.33	1031	171.83	7	117.52
Wisconsin	6	94 - 163 - 3	57.67	1009	168.17	6	118.13
Ohio St.	6	98 - 153 - 4	64.05	990	165.00	4	121.80
Illinois	6	106 - 175 - 7	60.57	1184	197.33	8	124.49
Michigan	6	150 - 242 - 6	61.98	1559	259.83	12	127.50
Maryland	6	107 - 192 - 8	55.73	1550	258.33	8	128.96
Northwestern	6	139 - 223 - 5	62.33	1567	261.17	9	130.19
Southern California	6	113 - 166 - 6	68.07	1188	198.00	5	130.90
Iowa	6	130 - 203 - 7	64.04	1318	219.67	12	131.19
Michigan St.	6	104 - 166 - 7	62.65	1194	199.00	9	132.53
UCLA	6	156 - 222 - 3	70.27	1594	265.67	14	148.69
Purdue	6	91 - 147 - 2	61.90	1367	227.83	9	157.50



2024-25 Big Ten Football  
Extended Team Leaders  
All games

**RUSH ATTEMPTS**

Team	G	Att	Yards	Avg/A	Long	TD	Avg/G
Rutgers	6	242	1197	4.95	62	12	199.5
Wisconsin	6	241	1159	4.81	55	16	193.17
Penn St.	6	234	1207	5.16	41	12	201.17
Indiana	6	234	1202	5.14	51	23	200.33
Iowa	6	232	1337	5.76	64	14	222.83
Washington	7	227	1107	4.88	64	5	158.14
Michigan	6	227	1148	5.06	63	9	191.33
Illinois	6	215	837	3.89	37	7	139.5
Minnesota	7	213	741	3.48	80	12	105.86
Ohio St.	6	211	1252	5.93	86	18	208.67
Nebraska	6	211	820	3.89	42	11	136.67
Oregon	6	209	977	4.67	54	11	162.83
Maryland	6	207	792	3.83	75	10	132
Michigan St.	6	190	721	3.79	63	7	120.17
Northwestern	6	186	717	3.85	44	9	119.5
Purdue	6	175	937	5.35	69	7	156.17
Southern California	6	170	937	5.51	75	10	156.17
UCLA	6	147	357	2.43	22	2	59.5

**RUSH YARDS**

Team	G	Att	Yards	Avg/A	Long	TD	Avg/G
Iowa	6	232	1337	5.76	64	14	222.83
Ohio St.	6	211	1252	5.93	86	18	208.67
Penn St.	6	234	1207	5.16	41	12	201.17
Indiana	6	234	1202	5.14	51	23	200.33
Rutgers	6	242	1197	4.95	62	12	199.5
Wisconsin	6	241	1159	4.81	55	16	193.17
Michigan	6	227	1148	5.06	63	9	191.33
Washington	7	227	1107	4.88	64	5	158.14
Oregon	6	209	977	4.67	54	11	162.83
Southern California	6	170	937	5.51	75	10	156.17
Purdue	6	175	937	5.35	69	7	156.17
Illinois	6	215	837	3.89	37	7	139.5
Nebraska	6	211	820	3.89	42	11	136.67
Maryland	6	207	792	3.83	75	10	132
Minnesota	7	213	741	3.48	80	12	105.86
Michigan St.	6	190	721	3.79	63	7	120.17
Northwestern	6	186	717	3.85	44	9	119.5
UCLA	6	147	357	2.43	22	2	59.5



**2024-25 Big Ten Football  
Extended Team Leaders  
All games**

**PASS OFFENSE**

Team	G	Comp-Att-Int	Pct.	Yds	Avg/A	TD	Avg/G
Indiana	6	124 - 172 - 2	72.09	1892	11.00	15	315.33
Maryland	6	164 - 241 - 3	68.05	1820	7.55	12	303.33
Oregon	6	157 - 208 - 3	75.48	1812	8.71	13	302.00
Washington	7	179 - 246 - 2	72.76	2062	8.38	15	294.57
Ohio St.	6	136 - 190 - 3	71.58	1766	9.29	16	294.33
Southern California	6	157 - 247 - 5	63.56	1684	6.82	11	280.67
Penn St.	6	112 - 158 - 5	70.89	1620	10.25	14	270.00
Nebraska	6	123 - 182 - 3	67.58	1468	8.07	9	244.67
Illinois	6	113 - 169 - 1	66.86	1455	8.61	14	242.50
Michigan St.	6	102 - 173 - 8	58.96	1378	7.97	5	229.67
Wisconsin	6	110 - 180 - 4	61.11	1328	7.38	7	221.33
UCLA	6	116 - 188 - 9	61.70	1280	6.81	5	213.33
Minnesota	7	146 - 216 - 4	67.59	1491	6.90	9	213.00
Purdue	6	96 - 149 - 4	64.43	1103	7.40	10	183.83
Northwestern	6	99 - 180 - 3	55.00	1080	6.00	4	180.00
Rutgers	6	86 - 165 - 4	52.12	1050	6.36	8	175.00
Iowa	6	88 - 138 - 3	63.77	808	5.86	6	134.67
Michigan	6	81 - 133 - 8	60.90	690	5.19	6	115.00

**PASS COMP. PCT.**

Team	G	Comp-Att-Int	Pct.	Yds	Avg/A	TD	Avg/G
Oregon	6	157 - 208 - 3	75.48	1812	8.71	13	302.00
Washington	7	179 - 246 - 2	72.76	2062	8.38	15	294.57
Indiana	6	124 - 172 - 2	72.09	1892	11.00	15	315.33
Ohio St.	6	136 - 190 - 3	71.58	1766	9.29	16	294.33
Penn St.	6	112 - 158 - 5	70.89	1620	10.25	14	270.00
Maryland	6	164 - 241 - 3	68.05	1820	7.55	12	303.33
Minnesota	7	146 - 216 - 4	67.59	1491	6.90	9	213.00
Nebraska	6	123 - 182 - 3	67.58	1468	8.07	9	244.67
Illinois	6	113 - 169 - 1	66.86	1455	8.61	14	242.50
Purdue	6	96 - 149 - 4	64.43	1103	7.40	10	183.83
Iowa	6	88 - 138 - 3	63.77	808	5.86	6	134.67
Southern California	6	157 - 247 - 5	63.56	1684	6.82	11	280.67
UCLA	6	116 - 188 - 9	61.70	1280	6.81	5	213.33
Wisconsin	6	110 - 180 - 4	61.11	1328	7.38	7	221.33
Michigan	6	81 - 133 - 8	60.90	690	5.19	6	115.00
Michigan St.	6	102 - 173 - 8	58.96	1378	7.97	5	229.67
Northwestern	6	99 - 180 - 3	55.00	1080	6.00	4	180.00
Rutgers	6	86 - 165 - 4	52.12	1050	6.36	8	175.00

**PASS DEFENSE**

Team	G	Comp-Att-Int	Pct.	Yds	Avg/A	TD	Avg/G
Washington	7	87 - 183 - 4	47.54	861	4.70	5	123.00
Minnesota	7	111 - 186 - 13	59.68	977	5.25	3	139.57
Ohio St.	6	98 - 153 - 4	64.05	990	6.47	4	165.00
Penn St.	6	100 - 171 - 5	58.48	1005	5.88	6	167.50
Wisconsin	6	94 - 163 - 3	57.67	1009	6.19	6	168.17
Indiana	6	111 - 181 - 4	61.33	1031	5.70	7	171.83
Rutgers	6	105 - 179 - 5	58.66	1122	6.27	4	187.00
Nebraska	6	109 - 187 - 7	58.29	1130	6.04	8	188.33
Oregon	6	107 - 183 - 4	58.47	1136	6.21	4	189.33
Illinois	6	106 - 175 - 7	60.57	1184	6.77	8	197.33
Southern California	6	113 - 166 - 6	68.07	1188	7.16	5	198.00
Michigan St.	6	104 - 166 - 7	62.65	1194	7.19	9	199.00
Iowa	6	130 - 203 - 7	64.04	1318	6.49	12	219.67
Purdue	6	91 - 147 - 2	61.90	1367	9.30	9	227.83
Maryland	6	107 - 192 - 8	55.73	1550	8.07	8	258.33
Michigan	6	150 - 242 - 6	61.98	1559	6.44	12	259.83
Northwestern	6	139 - 223 - 5	62.33	1567	7.03	9	261.17
UCLA	6	156 - 222 - 3	70.27	1594	7.18	14	265.67

**PASS YDS/COMP.**

Team	G	Comp-Att-Int	Pct.	Yds	Avg/A	TD	Avg/G
Indiana	6	124 - 172 - 2	72.09	1892	11.00	15	315.33
Penn St.	6	112 - 158 - 5	70.89	1620	10.25	14	270.00
Ohio St.	6	136 - 190 - 3	71.58	1766	9.29	16	294.33
Oregon	6	157 - 208 - 3	75.48	1812	8.71	13	302.00
Illinois	6	113 - 169 - 1	66.86	1455	8.61	14	242.50
Washington	7	179 - 246 - 2	72.76	2062	8.38	15	294.57
Nebraska	6	123 - 182 - 3	67.58	1468	8.07	9	244.67
Maryland	6	164 - 241 - 3	68.05	1820	7.55	12	303.33
Purdue	6	96 - 149 - 4	64.43	1103	7.40	10	183.83
Minnesota	7	146 - 216 - 4	67.59	1491	6.90	9	213.00
Southern California	6	157 - 247 - 5	63.56	1684	6.82	11	280.67
Wisconsin	6	110 - 180 - 4	61.11	1328	7.38	7	221.33
Michigan St.	6	102 - 173 - 8	58.96	1378	7.97	5	229.67
Iowa	6	88 - 138 - 3	63.77	808	5.86	6	134.67
UCLA	6	116 - 188 - 9	61.70	1280	6.81	5	213.33
Rutgers	6	86 - 165 - 4	52.12	1050	6.36	8	175.00
Northwestern	6	99 - 180 - 3	55.00	1080	6.00	4	180.00
Michigan	6	81 - 133 - 8	60.90	690	5.19	6	115.00



**2024-25 Big Ten Football  
Extended Team Leaders  
All games**

**PASS ATTEMPTS**

Team	G	Comp-Att-Int	Pct.	Yds	Avg/A	TD	Avg/G
Southern California	6	157 - 247 - 5	63.56	1684	6.82	11	280.67
Washington	7	179 - 246 - 2	72.76	2062	8.38	15	294.57
Maryland	6	164 - 241 - 3	68.05	1820	7.55	12	303.33
Minnesota	7	146 - 216 - 4	67.59	1491	6.90	9	213.00
Oregon	6	157 - 208 - 3	75.48	1812	8.71	13	302.00
Ohio St.	6	136 - 190 - 3	71.58	1766	9.29	16	294.33
UCLA	6	116 - 188 - 9	61.70	1280	6.81	5	213.33
Nebraska	6	123 - 182 - 3	67.58	1468	8.07	9	244.67
Wisconsin	6	110 - 180 - 4	61.11	1328	7.38	7	221.33
Northwestern	6	99 - 180 - 3	55.00	1080	6.00	4	180.00
Michigan St.	6	102 - 173 - 8	58.96	1378	7.97	5	229.67
Indiana	6	124 - 172 - 2	72.09	1892	11.00	15	315.33
Illinois	6	113 - 169 - 1	66.86	1455	8.61	14	242.50
Rutgers	6	86 - 165 - 4	52.12	1050	6.36	8	175.00
Penn St.	6	112 - 158 - 5	70.89	1620	10.25	14	270.00
Purdue	6	96 - 149 - 4	64.43	1103	7.40	10	183.83
Iowa	6	88 - 138 - 3	63.77	808	5.86	6	134.67
Michigan	6	81 - 133 - 8	60.90	690	5.19	6	115.00

**PASS YDS/ATT.**

Team	G	Comp-Att-Int	Pct.	Yds	Avg/A	TD	Avg/G
Indiana	6	124 - 172 - 2	72.09	1892	11.00	15	315.33
Penn St.	6	112 - 158 - 5	70.89	1620	10.25	14	270.00
Washington	7	179 - 246 - 2	72.76	2062	8.38	15	294.57
Ohio St.	6	136 - 190 - 3	71.58	1766	9.29	16	294.33
Oregon	6	157 - 208 - 3	75.48	1812	8.71	13	302.00
Illinois	6	113 - 169 - 1	66.86	1455	8.61	14	242.50
Minnesota	7	146 - 216 - 4	67.59	1491	6.90	9	213.00
Nebraska	6	123 - 182 - 3	67.58	1468	8.07	9	244.67
Michigan St.	6	102 - 173 - 8	58.96	1378	7.97	5	229.67
Maryland	6	164 - 241 - 3	68.05	1820	7.55	12	303.33
Wisconsin	6	110 - 180 - 4	61.11	1328	7.38	7	221.33
Purdue	6	96 - 149 - 4	64.43	1103	7.40	10	183.83
Southern California	6	157 - 247 - 5	63.56	1684	6.82	11	280.67
Rutgers	6	86 - 165 - 4	52.12	1050	6.36	8	175.00
UCLA	6	116 - 188 - 9	61.70	1280	6.81	5	213.33
Northwestern	6	99 - 180 - 3	55.00	1080	6.00	4	180.00
Iowa	6	88 - 138 - 3	63.77	808	5.86	6	134.67
Michigan	6	81 - 133 - 8	60.90	690	5.19	6	115.00

**PASS COMPLETIONS**

Team	G	Comp-Att-Int	Pct.	Yds	Avg/A	TD	Avg/G
Washington	7	179 - 246 - 2	72.76	2062	8.38	15	294.57
Maryland	6	164 - 241 - 3	68.05	1820	7.55	12	303.33
Southern California	6	157 - 247 - 5	63.56	1684	6.82	11	280.67
Oregon	6	157 - 208 - 3	75.48	1812	8.71	13	302.00
Minnesota	7	146 - 216 - 4	67.59	1491	6.90	9	213.00
Ohio St.	6	136 - 190 - 3	71.58	1766	9.29	16	294.33
Indiana	6	124 - 172 - 2	72.09	1892	11.00	15	315.33
Nebraska	6	123 - 182 - 3	67.58	1468	8.07	9	244.67
UCLA	6	116 - 188 - 9	61.70	1280	6.81	5	213.33
Illinois	6	113 - 169 - 1	66.86	1455	8.61	14	242.50
Penn St.	6	112 - 158 - 5	70.89	1620	10.25	14	270.00
Wisconsin	6	110 - 180 - 4	61.11	1328	7.38	7	221.33
Michigan St.	6	102 - 173 - 8	58.96	1378	7.97	5	229.67
Northwestern	6	99 - 180 - 3	55.00	1080	6.00	4	180.00
Purdue	6	96 - 149 - 4	64.43	1103	7.40	10	183.83
Iowa	6	88 - 138 - 3	63.77	808	5.86	6	134.67
Rutgers	6	86 - 165 - 4	52.12	1050	6.36	8	175.00
Michigan	6	81 - 133 - 8	60.90	690	5.19	6	115.00

**PASS INTERCEPTIONS**

Team	G	Comp-Att-Int	Pct.	Yds	Avg/A	TD	Avg/G
Illinois	6	113 - 169 - 1	66.86	1455	8.61	14	242.50
Washington	7	179 - 246 - 2	72.76	2062	8.38	15	294.57
Indiana	6	124 - 172 - 2	72.09	1892	11.00	15	315.33
Oregon	6	157 - 208 - 3	75.48	1812	8.71	13	302.00
Ohio St.	6	136 - 190 - 3	71.58	1766	9.29	16	294.33
Northwestern	6	99 - 180 - 3	55.00	1080	6.00	4	180.00
Nebraska	6	123 - 182 - 3	67.58	1468	8.07	9	244.67
Maryland	6	164 - 241 - 3	68.05	1820	7.55	12	303.33
Iowa	6	88 - 138 - 3	63.77	808	5.86	6	134.67
Wisconsin	6	110 - 180 - 4	61.11	1328	7.38	7	221.33
Rutgers	6	86 - 165 - 4	52.12	1050	6.36	8	175.00
Purdue	6	96 - 149 - 4	64.43	1103	7.40	10	183.83
Minnesota	7	146 - 216 - 4	67.59	1491	6.90	9	213.00
Southern California	6	157 - 247 - 5	63.56	1684	6.82	11	280.67
Penn St.	6	112 - 158 - 5	70.89	1620	10.25	14	270.00
Michigan St.	6	102 - 173 - 8	58.96	1378	7.97	5	229.67
Michigan	6	81 - 133 - 8	60.90	690	5.19	6	115.00
UCLA	6	116 - 188 - 9	61.70	1280	6.81	5	213.33



**2024-25 Big Ten Football  
Extended Team Leaders  
All games**

**PASS YARDS**

Team	G	Comp-Att-Int	Pct.	Yds	Avg/A	TD	Avg/G
Washington	7	179 - 246 - 2	72.76	2062	8.38	15	294.57
Indiana	6	124 - 172 - 2	72.09	1892	11.00	15	315.33
Maryland	6	164 - 241 - 3	68.05	1820	7.55	12	303.33
Oregon	6	157 - 208 - 3	75.48	1812	8.71	13	302.00
Ohio St.	6	136 - 190 - 3	71.58	1766	9.29	16	294.33
Southern California	6	157 - 247 - 5	63.56	1684	6.82	11	280.67
Penn St.	6	112 - 158 - 5	70.89	1620	10.25	14	270.00
Minnesota	7	146 - 216 - 4	67.59	1491	6.90	9	213.00
Nebraska	6	123 - 182 - 3	67.58	1468	8.07	9	244.67
Illinois	6	113 - 169 - 1	66.86	1455	8.61	14	242.50
Michigan St.	6	102 - 173 - 8	58.96	1378	7.97	5	229.67
Wisconsin	6	110 - 180 - 4	61.11	1328	7.38	7	221.33
UCLA	6	116 - 188 - 9	61.70	1280	6.81	5	213.33
Purdue	6	96 - 149 - 4	64.43	1103	7.40	10	183.83
Northwestern	6	99 - 180 - 3	55.00	1080	6.00	4	180.00
Rutgers	6	86 - 165 - 4	52.12	1050	6.36	8	175.00
Iowa	6	88 - 138 - 3	63.77	808	5.86	6	134.67
Michigan	6	81 - 133 - 8	60.90	690	5.19	6	115.00

**PASSING TDS**

Team	G	Comp-Att-Int	Pct.	Yds	Avg/A	TD	Avg/G
Ohio St.	6	136 - 190 - 3	71.58	1766	9.29	16	294.33
Washington	7	179 - 246 - 2	72.76	2062	8.38	15	294.57
Indiana	6	124 - 172 - 2	72.09	1892	11.00	15	315.33
Penn St.	6	112 - 158 - 5	70.89	1620	10.25	14	270.00
Illinois	6	113 - 169 - 1	66.86	1455	8.61	14	242.50
Oregon	6	157 - 208 - 3	75.48	1812	8.71	13	302.00
Maryland	6	164 - 241 - 3	68.05	1820	7.55	12	303.33
Southern California	6	157 - 247 - 5	63.56	1684	6.82	11	280.67
Purdue	6	96 - 149 - 4	64.43	1103	7.40	10	183.83
Nebraska	6	123 - 182 - 3	67.58	1468	8.07	9	244.67
Minnesota	7	146 - 216 - 4	67.59	1491	6.90	9	213.00
Rutgers	6	86 - 165 - 4	52.12	1050	6.36	8	175.00
Wisconsin	6	110 - 180 - 4	61.11	1328	7.38	7	221.33
Michigan	6	81 - 133 - 8	60.90	690	5.19	6	115.00
Iowa	6	88 - 138 - 3	63.77	808	5.86	6	134.67
UCLA	6	116 - 188 - 9	61.70	1280	6.81	5	213.33
Michigan St.	6	102 - 173 - 8	58.96	1378	7.97	5	229.67
Northwestern	6	99 - 180 - 3	55.00	1080	6.00	4	180.00

**FIELD GOALS**

Team	G	Made	Att	Pct
Ohio St.	6	3	3	100
Michigan St.	6	9	9	100
Michigan	6	8	8	100
Indiana	6	4	4	100
Iowa	6	10	11	90.91
Illinois	6	11	13	84.62
UCLA	6	10	12	83.33
Purdue	6	5	6	83.33
Oregon	6	9	11	81.82
Southern California	6	10	13	76.92
Northwestern	6	10	13	76.92
Penn St.	6	8	11	72.73
Maryland	6	8	11	72.73
Wisconsin	6	6	9	66.67
Washington	7	10	17	58.82
Minnesota	7	7	13	53.85
Nebraska	6	4	9	44.44
Rutgers	6	2	6	33.33

**PATS KICKS MADE**

Team	G	Made	Att	Pct
Indiana	6	39	39	100
Ohio St.	6	36	36	100
Penn St.	6	25	25	100
Wisconsin	6	22	22	100
Southern California	6	22	22	100
Nebraska	6	22	22	100
Minnesota	7	22	22	100
Maryland	6	21	22	95.45
Illinois	6	21	21	100
Rutgers	6	20	20	100
Oregon	6	20	22	90.91
Iowa	6	19	19	100
Washington	7	17	18	94.44
Purdue	6	15	15	100
Michigan	6	15	16	93.75
Northwestern	6	14	14	100
Michigan St.	6	12	13	92.31
UCLA	6	7	7	100



**2024-25 Big Ten Football  
Extended Team Leaders  
All games**

**FIELD GOALS ATTEMPTED**

Team	G	Made	Att	Pct
Washington	7	10	17	58.82
Southern California	6	10	13	76.92
Northwestern	6	10	13	76.92
Minnesota	7	7	13	53.85
Illinois	6	11	13	84.62
UCLA	6	10	12	83.33
Penn St.	6	8	11	72.73
Oregon	6	9	11	81.82
Maryland	6	8	11	72.73
Iowa	6	10	11	90.91
Wisconsin	6	6	9	66.67
Nebraska	6	4	9	44.44
Michigan St.	6	9	9	100
Michigan	6	8	8	100
Rutgers	6	2	6	33.33
Purdue	6	5	6	83.33
Indiana	6	4	4	100
Ohio St.	6	3	3	100

**NET YARDS PER PUNT**

Team	G	No.	Yards	Avg/P	Ret.	Avg/R	TB	Net/P
Southern California	6	20	996	49.80	62	6.89	0	46.70
Michigan St.	6	23	1103	47.96	46	6.57	2	44.22
Indiana	6	10	444	44.40	6	3.00	0	43.80
Wisconsin	6	23	1048	45.57	27	3.86	2	42.65
UCLA	6	24	1048	43.67	46	5.11	0	41.75
Purdue	6	33	1492	45.21	80	6.15	2	41.58
Maryland	6	28	1236	44.14	33	5.50	2	41.54
Oregon	6	17	785	46.18	43	14.33	2	41.29
Penn St.	6	16	679	42.44	0	0.00	1	41.19
Iowa	6	30	1339	44.63	81	16.20	3	39.93
Illinois	6	18	773	42.94	21	5.25	2	39.56
Northwestern	6	29	1242	42.83	81	6.75	1	39.34
Rutgers	6	28	1209	43.18	35	11.67	4	39.07
Ohio St.	6	18	726	40.33	7	3.50	1	38.83
Minnesota	7	30	1250	41.67	92	10.22	0	38.60
Michigan	6	27	1156	42.81	104	17.33	2	37.48
Washington	7	20	840	42.00	132	13.20	1	34.40
Nebraska	6	23	936	40.70	130	11.82	2	33.30

**FIELD GOALS MADE**

Team	G	Made	Att	Pct
Illinois	6	11	13	84.62
Washington	7	10	17	58.82
UCLA	6	10	12	83.33
Southern California	6	10	13	76.92
Northwestern	6	10	13	76.92
Iowa	6	10	11	90.91
Oregon	6	9	11	81.82
Michigan St.	6	9	9	100
Penn St.	6	8	11	72.73
Michigan	6	8	8	100
Maryland	6	8	11	72.73
Minnesota	7	7	13	53.85
Wisconsin	6	6	9	66.67
Purdue	6	5	6	83.33
Nebraska	6	4	9	44.44
Indiana	6	4	4	100
Ohio St.	6	3	3	100
Rutgers	6	2	6	33.33

**AVG YARDS PER PUNT**

Team	G	No.	Yards	Avg/P	Ret.	Avg/R	TB	Net/P
Purdue	6	33	1492	45.21	80	6.15	2	41.58
Minnesota	7	30	1250	41.67	92	10.22	0	38.60
Iowa	6	30	1339	44.63	81	16.20	3	39.93
Northwestern	6	29	1242	42.83	81	6.75	1	39.34
Rutgers	6	28	1209	43.18	35	11.67	4	39.07
Maryland	6	28	1236	44.14	33	5.50	2	41.54
Michigan	6	27	1156	42.81	104	17.33	2	37.48
UCLA	6	24	1048	43.67	46	5.11	0	41.75
Wisconsin	6	23	1048	45.57	27	3.86	2	42.65
Nebraska	6	23	936	40.70	130	11.82	2	33.30
Michigan St.	6	23	1103	47.96	46	6.57	2	44.22
Washington	7	20	840	42.00	132	13.20	1	34.40
Southern California	6	20	996	49.80	62	6.89	0	46.70
Ohio St.	6	18	726	40.33	7	3.50	1	38.83
Illinois	6	18	773	42.94	21	5.25	2	39.56
Oregon	6	17	785	46.18	43	14.33	2	41.29
Penn St.	6	16	679	42.44	0	0.00	1	41.19
Indiana	6	10	444	44.40	6	3.00	0	43.80



2024-25 Big Ten Football  
Extended Team Leaders  
All games

**PAT KICKING**

Team	G	Made	Att	Pct
Wisconsin	6	22	22	100
UCLA	6	7	7	100
Southern California	6	22	22	100
Rutgers	6	20	20	100
Purdue	6	15	15	100
Penn St.	6	25	25	100
Ohio St.	6	36	36	100
Northwestern	6	14	14	100
Nebraska	6	22	22	100
Minnesota	7	22	22	100
Iowa	6	19	19	100
Indiana	6	39	39	100
Illinois	6	21	21	100
Maryland	6	21	22	95.45
Washington	7	17	18	94.44
Michigan	6	15	16	93.75
Michigan St.	6	12	13	92.31
Oregon	6	20	22	90.91

**NUMBER OF PUNTS**

Team	G	No.	Yards	Avg/P	Ret.	Avg/R	TB	Net/P
Purdue	6	33	1492	45.21	80	6.15	2	41.58
Minnesota	7	30	1250	41.67	92	10.22	0	38.60
Iowa	6	30	1339	44.63	81	16.20	3	39.93
Northwestern	6	29	1242	42.83	81	6.75	1	39.34
Rutgers	6	28	1209	43.18	35	11.67	4	39.07
Maryland	6	28	1236	44.14	33	5.50	2	41.54
Michigan	6	27	1156	42.81	104	17.33	2	37.48
UCLA	6	24	1048	43.67	46	5.11	0	41.75
Wisconsin	6	23	1048	45.57	27	3.86	2	42.65
Nebraska	6	23	936	40.70	130	11.82	2	33.30
Michigan St.	6	23	1103	47.96	46	6.57	2	44.22
Washington	7	20	840	42.00	132	13.20	1	34.40
Southern California	6	20	996	49.80	62	6.89	0	46.70
Ohio St.	6	18	726	40.33	7	3.50	1	38.83
Illinois	6	18	773	42.94	21	5.25	2	39.56
Oregon	6	17	785	46.18	43	14.33	2	41.29
Penn St.	6	16	679	42.44	0	0.00	1	41.19
Indiana	6	10	444	44.40	6	3.00	0	43.80

**PAT KICK ATTEMPTS**

Team	G	Made	Att	Pct
Indiana	6	39	39	100
Ohio St.	6	36	36	100
Penn St.	6	25	25	100
Wisconsin	6	22	22	100
Southern California	6	22	22	100
Oregon	6	20	22	90.91
Nebraska	6	22	22	100
Minnesota	7	22	22	100
Maryland	6	21	22	95.45
Illinois	6	21	21	100
Rutgers	6	20	20	100
Iowa	6	19	19	100
Washington	7	17	18	94.44
Michigan	6	15	16	93.75
Purdue	6	15	15	100
Northwestern	6	14	14	100
Michigan St.	6	12	13	92.31
UCLA	6	7	7	100

**YARDS PUNTED**

Team	G	No.	Yards	Avg/P	Ret.	Avg/R	TB	Net/P
Purdue	6	33	1492	45.21	80	6.15	2	41.58
Iowa	6	30	1339	44.63	81	16.20	3	39.93
Minnesota	7	30	1250	41.67	92	10.22	0	38.60
Northwestern	6	29	1242	42.83	81	6.75	1	39.34
Maryland	6	28	1236	44.14	33	5.50	2	41.54
Rutgers	6	28	1209	43.18	35	11.67	4	39.07
Michigan	6	27	1156	42.81	104	17.33	2	37.48
Michigan St.	6	23	1103	47.96	46	6.57	2	44.22
Wisconsin	6	23	1048	45.57	27	3.86	2	42.65
UCLA	6	24	1048	43.67	46	5.11	0	41.75
Southern California	6	20	996	49.80	62	6.89	0	46.70
Nebraska	6	23	936	40.70	130	11.82	2	33.30
Washington	7	20	840	42.00	132	13.20	1	34.40
Oregon	6	17	785	46.18	43	14.33	2	41.29
Illinois	6	18	773	42.94	21	5.25	2	39.56
Ohio St.	6	18	726	40.33	7	3.50	1	38.83
Penn St.	6	16	679	42.44	0	0.00	1	41.19
Indiana	6	10	444	44.40	6	3.00	0	43.80





**2024-25 Big Ten Football  
Extended Team Leaders  
All games**

**PUNT RETURN AVG**

Team	G	No	Yards	TD	Long	Avg.
Illinois	6	12	176	0	37	14.67
UCLA	6	3	41	0	18	13.67
Rutgers	6	5	66	0	20	13.2
Minnesota	7	12	147	0	60	12.25
Oregon	6	11	134	1	85	12.18
Michigan	6	9	97	0	22	10.78
Northwestern	6	8	76	0	19	9.5
Michigan St.	6	4	38	0	24	9.5
Iowa	6	16	148	0	37	9.25
Ohio St.	6	13	109	0	36	8.38
Maryland	6	10	81	0	27	8.1
Purdue	6	8	64	0	20	8
Indiana	6	13	101	0	22	7.77
Washington	7	10	67	0	25	6.7
Nebraska	6	9	52	0	13	5.78
Penn St.	6	9	39	0	23	4.33
Wisconsin	6	9	25	0	9	2.78
Southern California	6	7	15	0	8	2.14

**KICK RETURNS**

Team	G	No.	Yards	TD	Long	Avg.
Northwestern	6	14	383	0	96	27.36
Wisconsin	6	13	315	0	74	24.23
Minnesota	7	11	200	0	27	18.18
Michigan	6	11	197	0	27	17.91
Washington	7	10	209	0	28	20.90
Iowa	6	10	257	0	35	25.70
Nebraska	6	9	173	0	35	19.22
Maryland	6	9	118	0	33	13.11
UCLA	6	8	160	0	24	20.00
Purdue	6	8	167	0	33	20.88
Penn St.	6	7	130	0	27	18.57
Michigan St.	6	6	88	0	33	14.67
Southern California	6	5	100	0	46	20.00
Illinois	6	5	88	0	24	17.60
Oregon	6	4	172	1	100	43.00
Rutgers	6	3	56	0	20	18.67
Ohio St.	6	3	37	0	23	12.33
Indiana	6	3	70	0	32	23.33

**PUNT RETURNS**

Team	G	No	Yards	TD	Long	Avg.
Iowa	6	16	148	0	37	9.25
Ohio St.	6	13	109	0	36	8.38
Indiana	6	13	101	0	22	7.77
Minnesota	7	12	147	0	60	12.25
Illinois	6	12	176	0	37	14.67
Oregon	6	11	134	1	85	12.18
Washington	7	10	67	0	25	6.7
Maryland	6	10	81	0	27	8.1
Wisconsin	6	9	25	0	9	2.78
Penn St.	6	9	39	0	23	4.33
Nebraska	6	9	52	0	13	5.78
Michigan	6	9	97	0	22	10.78
Purdue	6	8	64	0	20	8
Northwestern	6	8	76	0	19	9.5
Southern California	6	7	15	0	8	2.14
Rutgers	6	5	66	0	20	13.2
Michigan St.	6	4	38	0	24	9.5
UCLA	6	3	41	0	18	13.67

**KICK RETURN YARDS**

Team	G	No.	Yards	TD	Long	Avg.
Northwestern	6	14	383	0	96	27.36
Wisconsin	6	13	315	0	74	24.23
Iowa	6	10	257	0	35	25.70
Washington	7	10	209	0	28	20.90
Minnesota	7	11	200	0	27	18.18
Michigan	6	11	197	0	27	17.91
Nebraska	6	9	173	0	35	19.22
Oregon	6	4	172	1	100	43.00
Purdue	6	8	167	0	33	20.88
UCLA	6	8	160	0	24	20.00
Penn St.	6	7	130	0	27	18.57
Maryland	6	9	118	0	33	13.11
Southern California	6	5	100	0	46	20.00
Michigan St.	6	6	88	0	33	14.67
Illinois	6	5	88	0	24	17.60
Indiana	6	3	70	0	32	23.33
Rutgers	6	3	56	0	20	18.67
Ohio St.	6	3	37	0	23	12.33



**2024-25 Big Ten Football  
Extended Team Leaders  
All games**

**PUNT RETURN YARDS**

Team	G	No	Yards	TD	Long	Avg.
Illinois	6	12	176	0	37	14.67
Iowa	6	16	148	0	37	9.25
Minnesota	7	12	147	0	60	12.25
Oregon	6	11	134	1	85	12.18
Ohio St.	6	13	109	0	36	8.38
Indiana	6	13	101	0	22	7.77
Michigan	6	9	97	0	22	10.78
Maryland	6	10	81	0	27	8.1
Northwestern	6	8	76	0	19	9.5
Washington	7	10	67	0	25	6.7
Rutgers	6	5	66	0	20	13.2
Purdue	6	8	64	0	20	8
Nebraska	6	9	52	0	13	5.78
UCLA	6	3	41	0	18	13.67
Penn St.	6	9	39	0	23	4.33
Michigan St.	6	4	38	0	24	9.5
Wisconsin	6	9	25	0	9	2.78
Southern California	6	7	15	0	8	2.14

**KICK RETURN TDS**

Team	G	No.	Yards	TD	Long	Avg.
Oregon	6	4	172	1	100	43.00
Wisconsin	6	13	315	0	74	24.23
Washington	7	10	209	0	28	20.90
UCLA	6	8	160	0	24	20.00
Southern California	6	5	100	0	46	20.00
Rutgers	6	3	56	0	20	18.67
Purdue	6	8	167	0	33	20.88
Penn St.	6	7	130	0	27	18.57
Ohio St.	6	3	37	0	23	12.33
Northwestern	6	14	383	0	96	27.36
Nebraska	6	9	173	0	35	19.22
Minnesota	7	11	200	0	27	18.18
Michigan St.	6	6	88	0	33	14.67
Michigan	6	11	197	0	27	17.91
Maryland	6	9	118	0	33	13.11
Iowa	6	10	257	0	35	25.70
Indiana	6	3	70	0	32	23.33
Illinois	6	5	88	0	24	17.60

**PUNT RETURN TDS**

Team	G	No	Yards	TD	Long	Avg.
Oregon	6	11	134	1	85	12.18
Wisconsin	6	9	25	0	9	2.78
Washington	7	10	67	0	25	6.7
UCLA	6	3	41	0	18	13.67
Southern California	6	7	15	0	8	2.14
Rutgers	6	5	66	0	20	13.2
Purdue	6	8	64	0	20	8
Penn St.	6	9	39	0	23	4.33
Ohio St.	6	13	109	0	36	8.38
Northwestern	6	8	76	0	19	9.5
Nebraska	6	9	52	0	13	5.78
Minnesota	7	12	147	0	60	12.25
Michigan St.	6	4	38	0	24	9.5
Michigan	6	9	97	0	22	10.78
Maryland	6	10	81	0	27	8.1
Iowa	6	16	148	0	37	9.25
Indiana	6	13	101	0	22	7.77
Illinois	6	12	176	0	37	14.67



2024-25 Big Ten Football  
Extended Team Leaders  
All games

**KICKOFF RETURNS**

Team	G	No	Yards	TD	Long	Avg.
Northwestern	6	29	1188	0	96	40.97
Iowa	6	36	1469	0	35	40.81
Michigan	6	30	1218	0	27	40.6
Indiana	6	49	1989	0	32	40.59
Rutgers	6	28	1133	0	20	40.46
Illinois	6	34	1369	0	24	40.26
Oregon	6	39	1565	1	100	40.13
UCLA	6	22	882	0	24	40.09
Minnesota	7	34	1361	0	27	40.03
Wisconsin	6	34	1360	0	74	40
Penn St.	6	39	1560	0	27	40
Maryland	6	35	1400	0	33	40
Ohio St.	6	45	1792	0	23	39.82
Michigan St.	6	27	1074	0	33	39.78
Nebraska	6	32	1268	0	35	39.63
Southern California	6	37	1464	0	46	39.57
Purdue	6	27	1026	0	33	38
Washington	7	38	1429	0	28	37.61



2024-25 Big Ten Football  
Extended Team Leaders  
All games

**INTERCEPTION RETURN AVG**

Team	G	No.	Yards	TD	Long	Avg.
UCLA	6	3	96	1	96	32.00
Michigan St.	6	7	193	1	100	27.57
Ohio St.	6	4	105	1	45	26.25
Southern California	6	6	137	1	55	22.83
Michigan	6	6	133	2	86	22.17
Rutgers	6	5	99	1	52	19.80
Washington	7	4	64	0	24	16.00
Indiana	6	4	49	1	20	12.25
Iowa	6	7	80	1	32	11.43
Nebraska	6	7	79	2	35	11.29
Maryland	6	8	82	0	37	10.25
Minnesota	7	13	130	1	70	10.00
Penn St.	6	5	42	0	22	8.40
Illinois	6	7	51	1	30	7.29
Northwestern	6	5	33	0	33	6.60
Wisconsin	6	3	8	0	8	2.67
Purdue	6	2	0	0	0	0.00
Oregon	6	4	0	0	0	0.00

**FUMBLE RETURNS**

Team	G	No.	Yards	TD	Long	Avg.
Wisconsin	6	5	0	0	0	0.00
Washington	7	2	0	0	0	0.00
UCLA	6	1	0	0	0	0.00
Southern California	6	4	0	0	0	0.00
Rutgers	6	3	3	0	3	1.00
Purdue	6	1	16	1	16	16.00
Penn St.	6	3	10	0	9	3.33
Oregon	6	2	0	0	0	0.00
Ohio St.	6	5	35	1	27	7.00
Northwestern	6	5	2	1	2	0.40
Nebraska	6	3	0	0	0	0.00
Minnesota	7	3	0	0	0	0.00
Michigan St.	6	1	0	0	0	0.00
Michigan	6	2	21	0	18	10.50
Maryland	6	6	0	0	0	0.00
Iowa	6	4	0	0	0	0.00
Indiana	6	3	0	0	0	0.00
Illinois	6	3	0	0	0	0.00

**INTERCEPTION RETURNS**

Team	G	No.	Yards	TD	Long	Avg.
Minnesota	7	13	130	1	70	10.00
Maryland	6	8	82	0	37	10.25
Nebraska	6	7	79	2	35	11.29
Michigan St.	6	7	193	1	100	27.57
Iowa	6	7	80	1	32	11.43
Illinois	6	7	51	1	30	7.29
Southern California	6	6	137	1	55	22.83
Michigan	6	6	133	2	86	22.17
Rutgers	6	5	99	1	52	19.80
Penn St.	6	5	42	0	22	8.40
Northwestern	6	5	33	0	33	6.60
Washington	7	4	64	0	24	16.00
Oregon	6	4	0	0	0	0.00
Ohio St.	6	4	105	1	45	26.25
Indiana	6	4	49	1	20	12.25
Wisconsin	6	3	8	0	8	2.67
UCLA	6	3	96	1	96	32.00
Purdue	6	2	0	0	0	0.00

**FUMBLE RETURN YARDS**

Team	G	No.	Yards	TD	Long	Avg.
Ohio St.	6	5	35	1	27	7.00
Michigan	6	2	21	0	18	10.50
Purdue	6	1	16	1	16	16.00
Penn St.	6	3	10	0	9	3.33
Rutgers	6	3	3	0	3	1.00
Northwestern	6	5	2	1	2	0.40
Wisconsin	6	5	0	0	0	0.00
Washington	7	2	0	0	0	0.00
UCLA	6	1	0	0	0	0.00
Southern California	6	4	0	0	0	0.00
Oregon	6	2	0	0	0	0.00
Nebraska	6	3	0	0	0	0.00
Minnesota	7	3	0	0	0	0.00
Michigan St.	6	1	0	0	0	0.00
Maryland	6	6	0	0	0	0.00
Iowa	6	4	0	0	0	0.00
Indiana	6	3	0	0	0	0.00
Illinois	6	3	0	0	0	0.00



2024-25 Big Ten Football  
Extended Team Leaders  
All games

**INTERCEPTION RET YARDS**

Team	G	No.	Yards	TD	Long	Avg.
Michigan St.	6	7	193	1	100	27.57
Southern California	6	6	137	1	55	22.83
Michigan	6	6	133	2	86	22.17
Minnesota	7	13	130	1	70	10.00
Ohio St.	6	4	105	1	45	26.25
Rutgers	6	5	99	1	52	19.80
UCLA	6	3	96	1	96	32.00
Maryland	6	8	82	0	37	10.25
Iowa	6	7	80	1	32	11.43
Nebraska	6	7	79	2	35	11.29
Washington	7	4	64	0	24	16.00
Illinois	6	7	51	1	30	7.29
Indiana	6	4	49	1	20	12.25
Penn St.	6	5	42	0	22	8.40
Northwestern	6	5	33	0	33	6.60
Wisconsin	6	3	8	0	8	2.67
Purdue	6	2	0	0	0	0.00
Oregon	6	4	0	0	0	0.00

**FUMBLE RETURN TDS**

Team	G	No.	Yards	TD	Long	Avg.
Purdue	6	1	16	1	16	16.00
Ohio St.	6	5	35	1	27	7.00
Northwestern	6	5	2	1	2	0.40
Wisconsin	6	5	0	0	0	0.00
Washington	7	2	0	0	0	0.00
UCLA	6	1	0	0	0	0.00
Southern California	6	4	0	0	0	0.00
Rutgers	6	3	3	0	3	1.00
Penn St.	6	3	10	0	9	3.33
Oregon	6	2	0	0	0	0.00
Nebraska	6	3	0	0	0	0.00
Minnesota	7	3	0	0	0	0.00
Michigan St.	6	1	0	0	0	0.00
Michigan	6	2	21	0	18	10.50
Maryland	6	6	0	0	0	0.00
Iowa	6	4	0	0	0	0.00
Indiana	6	3	0	0	0	0.00
Illinois	6	3	0	0	0	0.00

**INTERCEPTION RETURN TDS**

Team	G	No.	Yards	TD	Long	Avg.
Nebraska	6	7	79	2	35	11.29
Michigan	6	6	133	2	86	22.17
UCLA	6	3	96	1	96	32.00
Southern California	6	6	137	1	55	22.83
Rutgers	6	5	99	1	52	19.80
Ohio St.	6	4	105	1	45	26.25
Minnesota	7	13	130	1	70	10.00
Michigan St.	6	7	193	1	100	27.57
Iowa	6	7	80	1	32	11.43
Indiana	6	4	49	1	20	12.25
Illinois	6	7	51	1	30	7.29
Wisconsin	6	3	8	0	8	2.67
Washington	7	4	64	0	24	16.00
Purdue	6	2	0	0	0	0.00
Penn St.	6	5	42	0	22	8.40
Oregon	6	4	0	0	0	0.00
Northwestern	6	5	33	0	33	6.60
Maryland	6	8	82	0	37	10.25

**FUMBLE RECOVERED**

Team	G	No.	Yards	TD	Long	Avg.
Maryland	6	6	0	0	0	0.00
Wisconsin	6	5	0	0	0	0.00
Ohio St.	6	5	35	1	27	7.00
Northwestern	6	5	2	1	2	0.40
Southern California	6	4	0	0	0	0.00
Iowa	6	4	0	0	0	0.00
Rutgers	6	3	3	0	3	1.00
Penn St.	6	3	10	0	9	3.33
Nebraska	6	3	0	0	0	0.00
Minnesota	7	3	0	0	0	0.00
Indiana	6	3	0	0	0	0.00
Illinois	6	3	0	0	0	0.00
Washington	7	2	0	0	0	0.00
Oregon	6	2	0	0	0	0.00
Michigan	6	2	21	0	18	10.50
UCLA	6	1	0	0	0	0.00
Purdue	6	1	16	1	16	16.00
Michigan St.	6	1	0	0	0	0.00



2024-25 Big Ten Football  
Extended Team Leaders  
All games

**FUMBLE RETURN AVG**

Team	G	No.	Yards	TD	Long	Avg.
Purdue	6	1	16	1	16	16.00
Michigan	6	2	21	0	18	10.50
Ohio St.	6	5	35	1	27	7.00
Penn St.	6	3	10	0	9	3.33
Rutgers	6	3	3	0	3	1.00
Northwestern	6	5	2	1	2	0.40
Wisconsin	6	5	0	0	0	0.00
Washington	7	2	0	0	0	0.00
UCLA	6	1	0	0	0	0.00
Southern California	6	4	0	0	0	0.00
Oregon	6	2	0	0	0	0.00
Nebraska	6	3	0	0	0	0.00
Minnesota	7	3	0	0	0	0.00
Michigan St.	6	1	0	0	0	0.00
Maryland	6	6	0	0	0	0.00
Iowa	6	4	0	0	0	0.00
Indiana	6	3	0	0	0	0.00
Illinois	6	3	0	0	0	0.00

**TURNOVER MARGIN**

Team	Lost			Gained			Margin	Per/G	
	G	Fum	Int	Tot	Fum	Int			Tot
Minnesota	7	3	4	7	3	13	16	9	1.29
Maryland	6	4	3	7	6	8	14	7	1.17
Nebraska	6	1	3	4	3	7	10	6	1.00
Iowa	6	2	3	5	4	7	11	6	1.00
Northwestern	6	3	3	6	5	5	10	4	0.67
Illinois	6	5	1	6	3	7	10	4	0.67
Rutgers	6	1	4	5	3	5	8	3	0.50
Ohio St.	6	3	3	6	5	4	9	3	0.50
Indiana	6	2	2	4	3	4	7	3	0.50
Penn St.	6	1	5	6	3	5	8	2	0.33
Washington	7	3	2	5	2	4	6	1	0.14
Southern California	6	5	5	10	4	6	10	0	0.00
Oregon	6	3	3	6	2	4	6	0	0.00
Wisconsin	6	6	4	10	5	3	8	-2	-0.33
Michigan	6	4	8	12	2	6	8	-4	-0.67
Purdue	6	4	4	8	1	2	3	-5	-0.83
Michigan St.	6	6	8	14	1	7	8	-6	-1.00
UCLA	6	2	9	11	1	3	4	-7	-1.17

**FIRST DOWNS**

Team	G	Rush	Pass	Pen	Total	Avg/G
Indiana	6	68	87	10	165	27.5
Washington	7	61	92	7	160	22.86
Penn St.	6	65	79	8	152	25.33
Oregon	6	49	83	11	143	23.83
Ohio St.	6	58	81	4	143	23.83
Maryland	6	46	85	9	140	23.33
Minnesota	7	50	71	17	138	19.71
Southern California	6	43	85	8	136	22.67
Nebraska	6	51	64	20	135	22.5
Wisconsin	6	62	58	12	132	22
Illinois	6	48	71	12	131	21.83
Rutgers	6	65	48	13	126	21
Michigan St.	6	44	59	10	113	18.83
Iowa	6	61	44	7	112	18.67
Northwestern	6	46	44	10	100	16.67
UCLA	6	24	58	13	95	15.83
Michigan	6	56	36	3	95	15.83
Purdue	6	40	45	3	88	14.67

**3RD-DOWN CONVERSIONS**

Team	G	Conv.	Att.	Pct.
Indiana	6	34	63	53.97
Oregon	6	36	74	48.65
Ohio St.	6	35	72	48.61
Penn St.	6	32	66	48.48
Southern California	6	36	77	46.75
Maryland	6	43	92	46.74
Illinois	6	33	72	45.83
Wisconsin	6	37	82	45.12
Iowa	6	37	82	45.12
Minnesota	7	38	87	43.68
Nebraska	6	34	78	43.59
Michigan St.	6	30	73	41.1
Rutgers	6	33	82	40.24
Michigan	6	30	77	38.96
Washington	7	31	81	38.27
UCLA	6	24	71	33.8
Purdue	6	23	69	33.33
Northwestern	6	22	76	28.95



**2024-25 Big Ten Football  
Extended Team Leaders  
All games**

**1ST DOWNS RUSHING**

Team	G	Rush	Pass	Pen	Total	Avg/G
Indiana	6	68	87	10	165	27.5
Rutgers	6	65	48	13	126	21
Penn St.	6	65	79	8	152	25.33
Wisconsin	6	62	58	12	132	22
Washington	7	61	92	7	160	22.86
Iowa	6	61	44	7	112	18.67
Ohio St.	6	58	81	4	143	23.83
Michigan	6	56	36	3	95	15.83
Nebraska	6	51	64	20	135	22.5
Minnesota	7	50	71	17	138	19.71
Oregon	6	49	83	11	143	23.83
Illinois	6	48	71	12	131	21.83
Northwestern	6	46	44	10	100	16.67
Maryland	6	46	85	9	140	23.33
Michigan St.	6	44	59	10	113	18.83
Southern California	6	43	85	8	136	22.67
Purdue	6	40	45	3	88	14.67
UCLA	6	24	58	13	95	15.83

**OPT 3RD-DN CONVERT**

Team	G	Conv.	Att.	Pct.
Southern California	6	19	70	27.14
Penn St.	6	24	77	31.17
Indiana	6	24	76	31.58
Oregon	6	25	79	31.65
Ohio St.	6	27	84	32.14
Washington	7	31	93	33.33
Iowa	6	28	81	34.57
Nebraska	6	29	82	35.37
Northwestern	6	27	76	35.53
Maryland	6	30	82	36.59
Wisconsin	6	30	80	37.5
Rutgers	6	34	87	39.08
Michigan	6	37	91	40.66
Michigan St.	6	36	84	42.86
Purdue	6	32	72	44.44
Minnesota	7	43	96	44.79
Illinois	6	34	75	45.33
UCLA	6	47	82	57.32

**1ST DOWNS PASSING**

Team	G	Rush	Pass	Pen	Total	Avg/G
Washington	7	61	92	7	160	22.86
Indiana	6	68	87	10	165	27.5
Southern California	6	43	85	8	136	22.67
Maryland	6	46	85	9	140	23.33
Oregon	6	49	83	11	143	23.83
Ohio St.	6	58	81	4	143	23.83
Penn St.	6	65	79	8	152	25.33
Minnesota	7	50	71	17	138	19.71
Illinois	6	48	71	12	131	21.83
Nebraska	6	51	64	20	135	22.5
Michigan St.	6	44	59	10	113	18.83
Wisconsin	6	62	58	12	132	22
UCLA	6	24	58	13	95	15.83
Rutgers	6	65	48	13	126	21
Purdue	6	40	45	3	88	14.67
Northwestern	6	46	44	10	100	16.67
Iowa	6	61	44	7	112	18.67
Michigan	6	56	36	3	95	15.83

**4TH-DOWN CONVERSIONS**

Team	G	Conv.	Att.	Pct.
Minnesota	7	7	7	100
Michigan	6	7	8	87.5
Penn St.	6	4	5	80
Ohio St.	6	9	12	75
Wisconsin	6	7	10	70
UCLA	6	6	9	66.67
Michigan St.	6	4	6	66.67
Illinois	6	5	8	62.5
Southern California	6	3	5	60
Oregon	6	4	7	57.14
Indiana	6	6	11	54.55
Nebraska	6	4	8	50
Maryland	6	5	11	45.45
Washington	7	6	14	42.86
Northwestern	6	3	8	37.5
Rutgers	6	3	13	23.08
Purdue	6	1	5	20
Iowa	6	0	3	0



2024-25 Big Ten Football  
Extended Team Leaders  
All games

**1ST DOWNS BY PENALTY**

Team	G	Rush	Pass	Pen	Total	Avg/G
Nebraska	6	51	64	20	135	22.5
Minnesota	7	50	71	17	138	19.71
UCLA	6	24	58	13	95	15.83
Rutgers	6	65	48	13	126	21
Wisconsin	6	62	58	12	132	22
Illinois	6	48	71	12	131	21.83
Oregon	6	49	83	11	143	23.83
Northwestern	6	46	44	10	100	16.67
Michigan St.	6	44	59	10	113	18.83
Indiana	6	68	87	10	165	27.5
Maryland	6	46	85	9	140	23.33
Southern California	6	43	85	8	136	22.67
Penn St.	6	65	79	8	152	25.33
Washington	7	61	92	7	160	22.86
Iowa	6	61	44	7	112	18.67
Ohio St.	6	58	81	4	143	23.83
Purdue	6	40	45	3	88	14.67
Michigan	6	56	36	3	95	15.83

**OPP 4TH-DN CONVERT**

Team	G	Conv.	Att.	Pct.
Illinois	6	1	7	14.29
UCLA	6	1	5	20
Maryland	6	1	4	25
Indiana	6	4	14	28.57
Northwestern	6	4	11	36.36
Nebraska	6	7	16	43.75
Iowa	6	5	11	45.45
Wisconsin	6	4	8	50
Rutgers	6	7	14	50
Purdue	6	3	6	50
Ohio St.	6	4	8	50
Minnesota	7	2	4	50
Penn St.	6	6	11	54.55
Washington	7	7	12	58.33
Oregon	6	6	10	60
Southern California	6	8	13	61.54
Michigan St.	6	8	13	61.54
Michigan	6	2	3	66.67

**OPPONENT 1ST DOWNS**

Team	G	Rush	Pass	Pen	Total	Avg/G
Ohio St.	6	27	43	6	76	12.67
Indiana	6	30	44	12	86	14.33
Penn St.	6	34	50	8	92	15.33
Wisconsin	6	45	47	4	96	16
Iowa	6	36	56	4	96	16
Oregon	6	36	53	8	97	16.17
Nebraska	6	33	55	12	100	16.67
Rutgers	6	60	41	4	105	17.5
Southern California	6	43	56	8	107	17.83
Minnesota	7	47	50	10	107	15.29
Illinois	6	49	53	9	111	18.5
Maryland	6	44	56	13	113	18.83
Michigan St.	6	41	57	16	114	19
Michigan	6	30	75	9	114	19
Washington	7	60	41	21	122	17.43
Northwestern	6	33	83	6	122	20.33
UCLA	6	32	82	20	134	22.33
Purdue	6	70	60	15	145	24.17





**2024-25 Big Ten Football  
Extended Team Leaders  
All games**

**SACKS BY**

Team	G	No.	Yards	Avg/G
Nebraska	6	20	122	3.33
Indiana	6	19	137	3.17
Oregon	6	17	92	2.83
Ohio St.	6	17	83	2.83
Michigan	6	17	113	2.83
Northwestern	6	15	93	2.5
Michigan St.	6	15	89	2.5
Iowa	6	15	87	2.5
Washington	7	14	98	2
Purdue	6	14	77	2.33
Penn St.	6	14	96	2.33
Illinois	6	14	100	2.33
Minnesota	7	13	92	1.86
Maryland	6	12	76	2
Wisconsin	6	10	68	1.67
UCLA	6	9	55	1.5
Rutgers	6	9	67	1.5
Southern California	6	6	27	1

**KICKOFF COVERAGE**

Team	G	No	Yards	Avg.	Ret.	TB	NetAvg
Northwestern	6	29	1842	63.52	237	15	37.38
Iowa	6	36	2301	63.92	260	21	42.19
Michigan	6	30	1919	63.97	63	20	40.73
Indiana	6	49	3017	61.57	321	19	49.02
Rutgers	6	28	1610	57.5	141	12	43.54
Illinois	6	34	2111	62.09	153	24	40.82
Oregon	6	39	2485	63.72	86	29	38.92
UCLA	6	22	1378	62.64	110	11	41.27
Minnesota	7	34	2187	64.32	76	29	37.12
Wisconsin	6	34	2194	64.53	68	27	33.35
Penn St.	6	39	2491	63.87	157	24	43.36
Maryland	6	35	2227	63.63	328	18	47.4
Ohio St.	6	45	2874	63.87	69	34	41.82
Michigan St.	6	27	1692	62.67	53	18	40.15
Nebraska	6	32	1967	61.47	269	14	44.03
Southern California	6	37	2385	64.46	201	27	43.51
Purdue	6	27	1634	60.52	129	17	38.59
Washington	7	38	2358	62.05	513	15	46.68

**SACKS AGAINST**

Team	G	No.	Yards	Avg/G
Ohio St.	6	5	36	0.83
Wisconsin	6	6	37	1
Penn St.	6	6	43	1
Indiana	6	6	35	1
Oregon	6	7	55	1.17
Northwestern	6	7	41	1.17
Rutgers	6	8	54	1.33
Michigan	6	8	42	1.33
Southern California	6	9	51	1.5
Iowa	6	9	56	1.5
Nebraska	6	12	102	2
Maryland	6	12	107	2
Washington	7	15	96	2.14
Purdue	6	15	121	2.5
Michigan St.	6	15	86	2.5
UCLA	6	17	124	2.83
Minnesota	7	17	106	2.43
Illinois	6	19	112	3.17

**RED ZONE OFFENSE**

Team	G	Scores	Pct.	TDs	(R-P)	FGs	TurnO
Ohio St.	6	26 - 26	100.00	24	14 - 10	2 - 2	0
Illinois	6	24 - 25	96.00	17	7 - 10	7 - 8	0
Penn St.	6	26 - 28	92.86	20	10 - 10	6 - 6	2
Southern California	6	24 - 26	92.31	18	9 - 9	6 - 7	1
Indiana	6	34 - 37	91.89	30	20 - 10	4 - 4	1
Michigan	6	10 - 11	90.91	8	4 - 4	2 - 2	0
Iowa	6	17 - 19	89.47	12	8 - 4	5 - 5	1
Maryland	6	21 - 24	87.50	15	8 - 7	6 - 6	3
UCLA	6	13 - 15	86.67	5	2 - 3	8 - 8	2
Purdue	6	17 - 20	85.00	13	6 - 7	4 - 5	2
Wisconsin	6	20 - 24	83.33	16	14 - 2	4 - 6	1
Minnesota	7	23 - 28	82.14	19	11 - 8	4 - 7	1
Oregon	6	21 - 26	80.77	16	8 - 8	5 - 5	4
Northwestern	6	16 - 20	80.00	11	8 - 3	5 - 6	3
Nebraska	6	19 - 24	79.17	15	9 - 6	4 - 7	1
Washington	7	21 - 28	75.00	14	5 - 9	7 - 11	3
Rutgers	6	20 - 28	71.43	18	11 - 7	2 - 4	5
Michigan St.	6	14 - 21	66.67	8	5 - 3	6 - 6	7



**2024-25 Big Ten Football  
Extended Team Leaders  
All games**

**PENALTIES**

Team	G	No.	Yards	Avg/G
Iowa	6	16	155	25.83
Wisconsin	6	26	173	28.83
Rutgers	6	24	189	31.5
Minnesota	7	35	264	37.71
Northwestern	6	31	250	41.67
Illinois	6	35	271	45.17
Ohio St.	6	31	277	46.17
Oregon	6	34	279	46.5
Southern California	6	36	281	46.83
Michigan	6	29	288	48
Penn St.	6	33	309	51.5
Indiana	6	35	325	54.17
Maryland	6	43	403	67.17
Nebraska	6	47	404	67.33
Washington	7	51	478	68.29
Michigan St.	6	43	427	71.17
UCLA	6	46	450	75
Purdue	6	45	461	76.83

**RED ZONE DEFENSE**

Team	G	Scores	Pct.	TDs	(R-P)	FGs	TurnO
Rutgers	6	13 - 19	68.42	11	9 - 2	2 - 6	2
Nebraska	6	9 - 13	69.23	6	0 - 6	3 - 5	2
Ohio St.	6	7 - 10	70.00	5	2 - 3	2 - 2	3
Michigan St.	6	14 - 20	70.00	12	6 - 6	2 - 4	4
Northwestern	6	18 - 24	75.00	11	4 - 7	7 - 9	4
Washington	7	13 - 17	76.47	8	4 - 4	5 - 6	3
Maryland	6	18 - 23	78.26	12	8 - 4	6 - 7	3
Penn St.	6	11 - 14	78.57	7	1 - 6	4 - 5	2
Michigan	6	19 - 23	82.61	13	4 - 9	6 - 7	3
Southern California	6	16 - 19	84.21	10	7 - 3	6 - 7	2
Minnesota	7	12 - 14	85.71	8	7 - 1	4 - 4	1
Wisconsin	6	13 - 15	86.67	8	6 - 2	5 - 6	1
Purdue	6	21 - 24	87.50	17	13 - 4	4 - 6	1
UCLA	6	22 - 24	91.67	17	7 - 10	5 - 5	1
Iowa	6	11 - 12	91.67	10	1 - 9	1 - 2	0
Oregon	6	16 - 17	94.12	11	8 - 3	5 - 5	1
Illinois	6	19 - 20	95.00	12	5 - 7	7 - 7	1
Indiana	6	11 - 11	100.00	7	3 - 4	4 - 4	0

**OPPONENT PENALTIES**

Team	G	No.	Yards	Avg/G
Nebraska	6	47	488	81.33
Minnesota	7	42	417	59.57
UCLA	6	41	336	56
Oregon	6	37	327	54.5
Indiana	6	39	318	53
Illinois	6	36	314	52.33
Southern California	6	36	313	52.17
Rutgers	6	38	292	48.67
Wisconsin	6	33	278	46.33
Michigan St.	6	34	273	45.5
Purdue	6	32	272	45.33
Washington	7	33	313	44.71
Maryland	6	31	263	43.83
Northwestern	6	27	209	34.83
Penn St.	6	25	208	34.67
Iowa	6	28	202	33.67
Michigan	6	28	192	32
Ohio St.	6	21	138	23



**TIME OF POSSESSION**

Team	G	Total possession	Avg/G
Maryland	6	193:21	32:13
Indiana	6	191:52	31:59
Michigan	6	190:08	31:41
Southern California	6	189:06	31:31
Wisconsin	6	188:39	31:26
Rutgers	6	188:02	31:20
Nebraska	6	188:00	31:20
Ohio St.	6	187:55	31:19
Washington	7	218:36	31:14
Penn St.	6	187:22	31:14
Oregon	6	187:07	31:11
Illinois	6	186:37	31:06
Minnesota	7	214:25	30:38
Iowa	6	182:55	30:29
Michigan St.	6	177:38	29:37
Northwestern	6	176:01	29:20
UCLA	6	170:51	28:29
Purdue	6	158:17	26:23



## 2024-25 Big Ten Football Conference Active Individual Leaders All games

### RUSHING (Minimum Games Played Pct. 75%, 10 Rushing Attempts/Game)

#	Player	G	Att.	Yds	Avg.	TD	Lg	Avg/g
1	Judkins, Quinshon - OSU	32	616	3216	5.22	37	86	100.50
2	Henderson, TreVeyon - OSU	37	498	3169	6.36	36	75	85.65
3	Johnson, Kaleb - Iowa	29	386	2179	5.65	21	75	75.14
4	Singleton, Nicholas - PSU	31	390	2247	5.76	23	87	72.48
5	Mockobee, Devin - Purdue	31	438	2243	5.12	17	68	72.35
6	Allen, Kaytron - PSU	32	429	2192	5.11	19	59	68.50
7	Lawton, Ty Son - IND	45	651	2989	4.59	33	99	66.42
8	Hemby, Roman - MD	35	421	2100	4.99	19	75	60.00
9	Carter, Nate - MSU	34	433	2026	4.68	8	60	59.59
10	Monangai, Kyle - RU	47	548	2682	4.89	21	62	57.06

### PASSING AVG/GAME (Minimum Games Played Pct. 75%)

#	Player	G	Comp-att-int	Yds	TD	Avg/g
1	Gabriel, Dillon - Oregon	56	1203-1865-29	16655	138	297.41
2	Rogers, Will - UW	50	1454-2088-30	14135	107	282.70
3	Brosmer, Max - MINN	43	902-1434-29	10157	78	236.21
4	Raiola, Dylan - Nebr	6	113-169-3	1358	9	226.33
5	Maiava, Jayden - USC	16	232-364-10	3151	17	196.94
6	Schuster, Tommy - MSU	48	859-1273-23	9241	63	192.52
7	Allar, Drew - PSU	29	371-595-6	4467	40	154.03
8	Kaliakmanis, Athan - RU	29	302-570-17	3834	25	132.21
9	Chiles, Aidan - MSU	15	110-187-8	1521	9	101.40
10	Garbers, Ethan - UCLA	34	247-387-16	2836	19	83.41

### PASS EFFICIENCY (Minimum Games Played Pct. 75%, 15 Total Passes/Game)

#	Player	G	Comp-att-int	Yds	TD	Eff.
1	Gabriel, Dillon - Oregon	56	1203-1865-29	16655	138	160.83
2	Raiola, Dylan - Nebr	6	113-169-3	1358	9	148.39
3	Maiava, Jayden - USC	16	232-364-10	3151	17	146.37
4	Allar, Drew - PSU	29	371-595-6	4467	40	145.58
5	Schuster, Tommy - MSU	48	859-1273-23	9241	63	141.17
6	Rogers, Will - UW	50	1454-2088-30	14135	107	140.54
7	Brosmer, Max - MINN	43	902-1434-29	10157	78	136.30
8	Kaliakmanis, Athan - RU	29	302-570-17	3834	25	117.99

### RECEPTIONS/GAME (Minimum Games Played Pct. 75%)

#	Player	G	No.	Yds	TD	Lg	Yds/g	Rec/g
1	Smith, Jeremiah - OSU	6	32	553	7	70	92.17	5.33
2	Franklin, Zakhari - Illini	56	294	3732	39	75	66.64	5.25
3	Johnson, Tez - Oregon	56	277	3461	24	77	61.80	4.95
4	Sarratt, Elijah - IND	31	153	2403	23	71	77.52	4.94
5	Wood, Donovan - USC	27	131	2240	19	42	82.96	4.85
6	Miller, Dymere - RU	39	189	2666	18	75	68.36	4.85
7	Stewart, Evan - Oregon	24	114	1494	9	69	62.25	4.75
8	Marks, Woody - USC	51	235	1414	5	33	27.73	4.61
9	Egbuka, Emeka - OSU	39	164	2383	20	85	61.10	4.21
10	Hunter, Jeremiah - UW	40	164	2321	14	58	58.03	4.10

### RECEIVE YDS/GAME (Minimum Games Played Pct. 75%)

#	Player	G	No.	Yds	TD	Long	Avg/c	Yds/g
1	Smith, Jeremiah - OSU	6	32	553	7	70	17.28	92.17
2	Wood, Donovan - USC	27	131	2240	19	42	17.10	82.96
3	Sarratt, Elijah - IND	31	153	2403	23	71	15.71	77.52
4	Miller, Dymere - RU	39	189	2666	18	75	14.11	68.36
5	Franklin, Zakhari - Illini	56	294	3732	39	75	12.69	66.64
6	Marsh, Nick - MSU	5	16	320	1	77	20.00	64.00
7	Stewart, Evan - Oregon	24	114	1494	9	69	13.11	62.25
8	Johnson, Tez - Oregon	56	277	3461	24	77	12.49	61.80
9	Egbuka, Emeka - OSU	39	164	2383	20	85	14.53	61.10
10	Hunter, Jeremiah - UW	40	164	2321	14	58	14.15	58.03

### TOTAL OFFENSE (Minimum Games Played Pct. 75%)

#	Player	G	Rush	Pass	Plays	Total	Yds/g
1	Gabriel, Dillon - Oregon	56	1163	16655	2242	17818	318.18
2	Rogers, Will - UW	50	-362	14135	2280	13773	275.46
3	Brosmer, Max - MINN	43	247	10157	1672	10404	241.95
4	Maiava, Jayden - USC	16	291	3151	439	3442	215.13
5	Raiola, Dylan - Nebr	6	-78	1358	188	1280	213.33
6	Schuster, Tommy - MSU	48	168	9241	1470	9409	196.02
7	Allar, Drew - PSU	29	379	4467	717	4846	167.10
8	Kaliakmanis, Athan - RU	29	337	3834	713	4171	143.83
9	Chiles, Aidan - MSU	15	194	1521	249	1715	114.33
10	Haarberg, Heinrich - Nebr	15	510	1036	292	1546	103.07

### SCORING (Minimum Games Played Pct. 75%)

#	Player	G	TD	FG	XPT	2XP	Pts	Pts/g
1	Smith, Jeremiah - OSU	6	8	0	0	0	48	8.00
2	Lynch, Denis - USC	27	0	25	139	0	214	7.93
3	Judkins, Quinshon - OSU	32	40	0	0	1	242	7.56
4	Vakos, Nathaniel - Wisc	33	0	43	105	0	234	7.09
5	Zvada, Dominic - Mich	31	0	42	86	0	212	6.84
6	Henderson, TreVeyon - OSU	37	41	0	0	0	246	6.65
7	Snyder, Austin - OSU	31	0	30	108	0	198	6.39
8	Glessner, Blake - UCLA	43	0	46	133	0	271	6.30
9	Van Zelst, Nate - Wisc	11	0	11	35	0	68	6.18
10	Stevens, Drew - Iowa	33	0	44	62	0	194	5.88

### SCORING (TDs) (Minimum Games Played Pct. 75%, 1 Touchdowns)

#	Player	G	Run	Rec	Ret	Pts	Avg/g
1	Smith, Jeremiah - OSU	6	1	7	0	48	8.00
2	Judkins, Quinshon - OSU	32	37	3	0	242	7.56
3	Henderson, TreVeyon - OSU	37	36	5	0	246	6.65
4	Singleton, Nicholas - PSU	31	23	6	0	182	5.87
5	Sarratt, Elijah - IND	31	1	23	0	148	4.77
6	Lawton, Ty Son - IND	45	33	2	0	210	4.67
7	James, Jordan - Oregon	30	22	1	0	138	4.60
8	Johnson, Kaleb - Iowa	29	21	1	0	132	4.55
9	Wood, Donovan - USC	27	0	19	0	114	4.22
10	Franklin, Zakhari - Illini	56	0	39	0	236	4.21

### SCORING (KICK) (Minimum Games Played Pct. 75%)

#	Player	G	PAT	FG	Pts	Avg/g
1	Lynch, Denis - USC	27	139-140	25-36	214	7.93
2	Vakos, Nathaniel - Wisc	33	105-106	43-55	234	7.09
3	Zvada, Dominic - Mich	31	86-88	42-48	212	6.84
4	Snyder, Austin - OSU	31	108-114	30-39	198	6.39
5	Glessner, Blake - UCLA	43	133-138	46-63	271	6.30
6	Van Zelst, Nate - Wisc	11	35-35	11-14	68	6.18
7	Stevens, Drew - Iowa	33	62-63	44-55	194	5.88
8	Patel, Jai - RU	18	53-54	17-24	104	5.78
9	Bhaghani, Mateen - UCLA	16	35-35	18-20	89	5.56
10	Lantz, Michael - USC	46	120-123	41-54	243	5.28

### PUNT RETURN AVG (Minimum Games Played Pct. 75%)

#	Player	G	No.	Yds	TD	Long	Avg.
1	Mullings, Kael - Mich	50	1	22	0	22	22.00
2	Downs, Caleb - OSU	20	4	87	1	85	21.75
3	Kaho, Ale - UCLA	56	2	42	1	0	21.00

### KICK RETURN AVG (Minimum Games Played Pct. 75%)

#	Player	G	No.	Yds	TD	Long	Avg.
1	Egbuka, Emeka - OSU	39	21	605	0	67	28.81
2	Whittington, Noah - Oregon	47	8	230	0	100	28.75
3	Johnson, Kaleb - Iowa	29	15	402	0	54	26.80



**2024-25 Big Ten Football  
Conference Active Individual Leaders  
All games**

**ALL PURPOSE** (Minimum Games Played Pct. 75%)

#	Player	G	Rush	Rcv	PR	KR	Yds	Avg/g
1	Marks, Woody - USC	51	2462	1414	0	231	4107	80.53
2	Johnson, Tez - Oregon	56	51	3461	498	12	4022	71.82
3	Henderson, TreVeyon - OSU	37	3169	592	0	19	3780	102.16
4	Franklin, Zakhari - Illini	56	8	3732	0	0	3740	66.79
5	Judkins, Quinshon - OSU	32	3216	348	0	0	3564	111.38
6	Singleton, Nicholas - PSU	31	2247	506	0	760	3513	113.32
7	Jackson, Giles - UW	57	177	1372	181	1730	3460	60.70
8	Lawton, Ty Son - IND	45	2989	317	0	31	3337	74.16
9	Egbuka, Emeka - OSU	39	132	2383	98	605	3218	82.51
10	Hemby, Roman - MD	35	2100	740	0	84	2924	83.54

**PUNTING** (Minimum Games Played Pct. 75%, 3.6 Punts/Game)

#	Player	G	No.	Yds	Lg	I20	50+	TB	Avg.
1	McFerson, Bryce - MD	18	65	2948	64	20	23	4	45.35
2	Thompson, Riley - PSU	31	127	5739	71	49	31	6	45.19
3	Dakin, Rhys - Iowa	6	30	1339	61	14	9	3	44.63
4	Buschini, Brian - Nebr	45	218	9605	74	77	60	12	44.06
5	Evans, James - IND	42	211	9267	70	60	61	12	43.92
6	Venneri, Anthony - OSU	22	94	4091	64	26	24	9	43.52
7	Anderson, Jakob - RU	6	28	1209	61	10	5	4	43.18
8	Crimmins, Keelan - Purdue	18	81	3444	64	19	11	2	42.52
9	Bertrams, Atticus - Wisc	19	86	3650	74	37	13	6	42.44
10	Crawford, Mark - MINN	51	204	8483	60	80	26	8	41.58

**FIELD GOALS** (Minimum Games Played Pct. 75%)

#	Player	G	Made	Att.	Long	Pct.	Avg.
1	Zvada, Dominic - Mich	31	42	48	56	0.88	1.35
2	Stevens, Drew - Iowa	33	44	55	54	0.80	1.33
3	Vakos, Nathaniel - Wisc	33	43	55	55	0.78	1.30
4	Bhaghani, Mateen - UCLA	16	18	20	54	0.90	1.13
5	Glessner, Blake - UCLA	43	46	63	54	0.73	1.07
6	Van Zelst, Nate - Wisc	11	11	14	47	0.79	1.00
7	Snyder, Austin - OSU	31	30	39	51	0.77	0.97
8	Patel, Jai - RU	18	17	24	51	0.71	0.94
9	Lynch, Denis - USC	27	25	36	53	0.69	0.93

**FIELD GOAL PCT** (Minimum Games Played Pct. 75%)

#	Player	G	Made	Att.	Long	Pct.
1	Akers, Luke - NU	41	3	3	43	1.00
2	Bhaghani, Mateen - UCLA	16	18	20	54	0.90
3	Zvada, Dominic - Mich	31	42	48	56	0.88
4	Meyer, Chase - PSU	20	17	20	47	0.85
5	Olano, David - Illini	15	10	12	50	0.83
6	Porath, Spencer - Purdue	6	5	6	45	0.83
7	Fielding, Jayden - OSU	32	19	23	47	0.83
8	Stevens, Drew - Iowa	33	44	55	54	0.80
9	Kim, Jonathan - MSU	54	22	28	58	0.79

**PAT KICKING PCT** (Minimum Games Played Pct. 75%)

#	Player	G	Made	Att.	Pct.
1	Alvano, Tristan - Nebr	15	39	39	1.00
2	Hohl, John - Nebr	6	10	10	1.00
3	Porath, Spencer - Purdue	6	15	15	1.00
4	Akers, Luke - NU	41	4	4	1.00
5	Olano, David - Illini	15	21	21	1.00
6	Kesich, Dragan - MINN	50	49	49	1.00
7	Bhaghani, Mateen - UCLA	16	35	35	1.00
8	Van Zelst, Nate - Wisc	11	35	35	1.00
9	Gross, Grady - UW	34	80	80	1.00



**2024-25 Big Ten Football  
Conference Active Individual Leaders  
All games**

**TACKLES (All positions)** (Minimum Games Played Pct. 75%)

#	Player	G	Pos	Solo	Ast	Total	Avg/g
1	Thieneman, Dillon - Purdue	18	DB	107	49	156	8.67
2	Jackson, Nick - Iowa	66	LB	227	276	503	7.62
3	Haladay, Cal - MSU	47	LB	139	196	335	7.13
4	Downs, Caleb - OSU	20	DB	85	48	133	6.65
5	Mueller, Xander - NU	43	LB	139	118	257	5.98
6	Parham, Bryun - UW	36	LB	112	98	210	5.83
7	Fisher, Aiden - IND	29	LB	73	95	168	5.79
8	Grose, Angelo - MSU	46	DB	152	102	254	5.52
9	Higgins, Jay - Iowa	51	LB	127	152	279	5.47
10	Jones Jr., Terry - IND	46	S	86	162	248	5.39
11	Turner, Devin - NU	27	DB	84	60	144	5.33
12	Bruener, Carson - UW	46	LB	145	100	245	5.33
13	Oladejo, Oluwafemi - UCLA	40	LB	103	109	212	5.30
14	Savage, Kobe - Oregon	28	S	93	48	141	5.04
15	Wohler, Hunter - Wisc	38	S	121	69	190	5.00
16	Gentry, Eric - USC	39	LB	124	68	192	4.92
17	Robinson, Ethan - MINN	38	DB	144	41	185	4.87
18	Mascarenas-Arnold, Easton - USC	43	LB	101	107	208	4.84
19	Johnson, Tysheem - Oregon	46	DB	102	120	222	4.83
20	Cobb, Mason - USC	47	LB	125	100	225	4.79
21	Turner, Jordan - MSU	36	LB	93	79	172	4.78
22	Walker, Jailin - IND	37	LB	86	90	176	4.76
23	Hall, Jordan - MSU	17	LB	37	43	80	4.71
24	Thomas, Jaheim - Wisc	47	LB	87	134	221	4.70
25	Igbinosun, Desmond - RU	36	DB	85	83	168	4.67
26	Broussard, Cameron - UW	41	DB	98	92	190	4.63
27	Spencer, Malik - MSU	23	S	59	47	106	4.61
28	Henderson, Jack - MINN	53	DB	142	100	242	4.57
29	Asbury II, Shawn - IND	36	DB	65	98	163	4.53
30	Toure, Mohamed - RU	37	LB	80	87	167	4.51
31	Taylor, Noah - NU	34	LB	75	78	153	4.50
32	Hyppolite II, Ruben - MD	44	LB	115	81	196	4.45
33	Powell, Tyreem - RU	36	LB	77	81	158	4.39
34	Barham, Jaishawn - Mich	29	LB	75	50	125	4.31
35	Bassa, Jeffrey - Oregon	47	LB	108	92	200	4.26
36	Schuermann, Luke - UCLA	41	DL	97	77	174	4.24
37	Hausmann, Ernest - Mich	33	LB	80	60	140	4.24
38	Ponds, D'Angelo - IND	19	CB	50	29	79	4.16
39	Carter, Abdul - PSU	32	LB	76	55	131	4.09
40	Pius, John - Wisc	44	LB	89	89	178	4.05
41	Hall, Aamir - Mich	44	DB	108	69	177	4.02
42	Gifford, Isaac - Nebr	50	DB	105	94	199	3.98
43	Ojata, Jireh - Purdue	42	DE	93	70	163	3.88
44	Ransom, Lathan - OSU	47	S	116	65	181	3.85
45	Smith, Jaylin - USC	38	CB	108	38	146	3.84
46	Moore, Rod - Mich	37	DB	90	51	141	3.81
47	Vaughn, Joseph - UCLA	38	LB	85	59	144	3.79
48	Walker, Wesley - Mich	51	DB	116	75	191	3.75
49	Jenkins, Kydran - Purdue	46	LB	119	53	172	3.74
50	King, Kobe - PSU	36	LB	77	56	133	3.69

**SACKS** (Minimum Games Played Pct. 75%)

#	Player	G	Pos	Solo	Ast	Total	Avg/g
1	Durfee, Zach - UW	16	LB	13	2	14	0.88
2	Schuermann, Luke - UCLA	41	DL	30	9	34.5	0.84
3	Ojata, Jireh - Purdue	42	DE	25	13	31.5	0.75
4	Kamara, Mikail - IND	29	DL	18	3	19.5	0.67
5	Stewart, Josaiah - Mich	45	DE	24	5	26.5	0.59
6	Pius, John - Wisc	44	LB	20	10	25	0.57
7	Saka, Anto - NU	16	DL	7	2	8	0.50
8	Carter, Abdul - PSU	32	LB	14	2	15	0.47
9	Jenkins, Kydran - Purdue	46	LB	19	5	21.5	0.47
10	Hagarty, Richie - NU	34	DL	12	3	13.5	0.40
11	Sawyer, Jack - OSU	44	DE	15	3	16.5	0.38
12	Toure, Mohamed - RU	37	LB	12	3	13.5	0.36
13	Hunt, Gentle - Illini	32	DL	11	1	11.5	0.36
14	Valdez, Sebastian - UW	46	DL	13	7	16.5	0.36
15	Jacas, Gabe - Illini	31	LB	10	2	11	0.35
16	Uiagalelei, Matayo - Oregon	19	DE	6	1	6.5	0.34
17	Hubbard, Aidan - NU	30	DL	10	0	10	0.33
18	Graves, Aaron - Iowa	32	DL	9	3	10.5	0.33
19	Caldwell, Jamaree - Oregon	26	DL	7	3	8.5	0.33
20	Tuimoloau, JT - OSU	45	DL	11	6	14	0.31

**TACKLES FOR LOSS** (Minimum Games Played Pct. 75%, 1.25 Total

Tackles For Loss/Game)

#	Player	G	Pos	Solo	Ast	Total	Avg/g
1	Schuermann, Luke - UCLA	41	DL	49	27	62.5	1.52



**2024-25 Big Ten Football  
Conference Active Individual Leaders  
All games**

**FUMBLES FORCED** (Minimum Games Played Pct. 75%)

#	Player	G	No.	Avg/g
1	Kamara, Mikail - IND	29	6	0.21
2	Landino, Mario - IND	5	1	0.20
3	McGahee IV, Willis - Nebr	5	1	0.20
4	Stephens II, Desman - USC	5	1	0.20
5	Rosiek, Dylan - Illini	34	6	0.18
6	Ojata, Jireh - Purdue	42	7	0.17
7	Hardy, Rolijah - IND	6	1	0.17
8	Grant, Tarrion - Purdue	6	1	0.17
9	Perich, Koi - MINN	7	1	0.14
10	Carter, Abdul - PSU	32	4	0.13

**FUMBLES RECOVERED** (Minimum Games Played Pct. 75%)

#	Player	G	No.	Avg/g
1	Bailey, Wesley - RU	36	4	0.11
2	Brown, Donnell - MD	45	5	0.11
3	Curtis, Tackett - Wisc	18	2	0.11
4	Ponds, D'Angelo - IND	19	2	0.11
5	Walley, Justin - MINN	44	4	0.09
6	Henderson, Ramon - UCLA	47	4	0.09
7	Haladay, Cal - MSU	47	4	0.09
8	Higgins, Jay - Iowa	51	4	0.08
9	Oladejo, Oluwafemi - UCLA	40	3	0.08
10	Winston, Kevin - PSU	27	2	0.07

**PASSES DEFENDED** (Minimum Games Played Pct. 75%)

#	Player	G	Brup	Int.	Total	Avg/g
1	Ponds, D'Angelo - IND	19	18	2	20	1.05
2	Hall, Aamir - Mich	44	34	7	41	0.93
3	Hill, Blye - Nebr	9	6	2	8	0.89
4	Robinson, Ethan - MINN	38	22	7	29	0.76
5	Alexander, Kam - Oregon	49	31	5	36	0.73
6	Burke, Denzel - OSU	41	26	4	30	0.73
7	Muhammad, Jabbar - Oregon	52	34	4	38	0.73
8	Longerbeam, Robert - RU	46	29	4	33	0.72
9	Dixon, Thaddeus - UW	21	12	2	14	0.67
10	Scott, Xavier - Illini	29	14	5	19	0.66
11	Walley, Justin - MINN	44	22	6	28	0.64
12	Johnson, Will - Mich	31	10	9	19	0.61
13	Thieneman, Dillon - Purdue	18	5	6	11	0.61
14	Perich, Koi - MINN	7	0	4	4	0.57
15	Fourquarean, Nyzier - Wisc	42	20	4	24	0.57
16	Huskey, Jalen - MD	27	7	7	14	0.52
17	Reed, Nikko - Oregon	41	17	4	21	0.51
18	Hartzog Jr., Malcolm - Nebr	30	10	5	15	0.50
19	Grose, Angelo - MSU	46	19	4	23	0.50
20	Hill, Tommi - Nebr	38	13	5	18	0.47

**INTERCEPTIONS** (Minimum Games Played Pct. 75%)

#	Player	G	No.	Yds	TD	Long	Avg/g
1	Perich, Koi - MINN	7	4	18	0	16	0.57
2	Thieneman, Dillon - Purdue	18	6	58	0	32	0.33
3	Johnson, Will - Mich	31	9	237	3	86	0.29
4	Huskey, Jalen - MD	27	7	79	0	37	0.26
5	Hill, Blye - Nebr	9	2	0	0	0	0.22
6	Savage, Kobe - Oregon	28	6	10	0	7	0.21
7	Stephens II, Desman - USC	5	1	42	0	42	0.20
8	Robinson, Ethan - MINN	38	7	17	0	6	0.18
9	Scott, Xavier - Illini	29	5	50	1	30	0.17
10	Miller, Glendon - MD	41	7	87	1	44	0.17



2024-25 Big Ten Football  
Standings  
In Conference games

Team	Overall	Pct.	Conference	Pct.	PF	PA	Home	Away	Neut.	Streak
Indiana	3-0	1.000	3-0	1.000	125	65	1-0	2-0	0-0	W 3
Penn St.	3-0	1.000	3-0	1.000	81	48	2-0	1-0	0-0	W 3
Oregon	3-0	1.000	3-0	1.000	97	54	2-0	1-0	0-0	W 3
Ohio St.	2-1	.667	2-1	.667	104	46	1-0	1-1	0-0	L 1
Michigan	2-1	.667	2-1	.667	71	75	2-0	0-1	0-0	L 1
Iowa	2-1	.667	2-1	.667	78	65	1-0	1-1	0-0	W 1
Illinois	2-1	.667	2-1	.667	88	94	1-0	1-1	0-0	W 1
Wisconsin	2-1	.667	2-1	.667	115	51	1-0	1-1	0-0	W 2
Nebraska	2-1	.667	2-1	.667	66	48	1-1	1-0	0-0	W 2
Minnesota	2-2	.500	2-2	.500	83	92	1-1	1-1	0-0	W 2
Washington	2-2	.500	2-2	.500	85	83	2-0	0-2	0-0	L 1
Michigan St.	1-2	.333	1-2	.333	44	93	0-1	1-1	0-0	L 2
Northwestern	1-2	.333	1-2	.333	66	75	0-1	1-1	0-0	W 1
Rutgers	1-2	.333	1-2	.333	35	74	1-1	0-1	0-0	L 2
Southern California	1-3	.250	1-3	.250	109	105	1-1	0-2	0-0	L 2
UCLA	0-4	.000	0-4	.000	54	124	0-3	0-1	0-0	L 4
Purdue	0-3	.000	0-3	.000	65	130	0-1	0-2	0-0	L 3
Maryland	0-3	.000	0-3	.000	62	106	0-2	0-1	0-0	L 3





**2024-25 Big Ten Football  
Team Highs  
In Conference games**

<b>POINTS</b>	52	Wisconsin vs Purdue (10/05/2024)
<b>POINTS SCORED KICKING</b>	16	Iowa vs Washington (10/12/2024)
<b>TOUCHDOWNS</b>	7	Wisconsin vs Purdue (10/05/2024)
<b>TOTAL OFFENSE YARDS</b>	589	Wisconsin vs Purdue (10/05/2024)
<b>TOTAL OFFENSE PLAYS</b>	85	Maryland vs Northwestern (10/11/2024)
<b>TOTAL OFFENSE YARDS/PLAY</b>	9.2	Purdue at Illinois (10/12/2024)
<b>RUSHING YARDS</b>	309	Wisconsin at Rutgers (10/12/2024)
<b>RUSHING ATTEMPTS</b>	47	Wisconsin at Rutgers (10/12/2024)
<b>YARDS PER RUSH</b>	7.9	Southern California vs Penn St. (10/12/2024)
<b>RUSHING TDS</b>	5	Wisconsin at Rutgers (10/12/2024)
<b>LONGEST RUSH</b>	75	Southern California vs Penn St. (10/12/2024)
	75	Maryland at Indiana (09/28/2024)
<b>PASSING YARDS</b>	400	Penn St. at Southern California (10/12/2024)
<b>PASSING ATTEMPTS</b>	52	Maryland vs Northwestern (10/11/2024)
	52	Southern California at Michigan (09/21/2024)
<b>PASSING TDS</b>	4	Ohio St. vs Iowa (10/05/2024)
	4	Illinois at Nebraska (09/20/2024)
	4	Indiana at UCLA (09/14/2024)
<b>LONGEST PASS</b>	77	Michigan St. at Maryland (09/07/2024)
<b>PASSES COMPLETED</b>	34	Washington at Iowa (10/12/2024)
<b>HAD INTERCEPTED</b>	3	UCLA vs Minnesota (10/12/2024)
	3	Penn St. at Southern California (10/12/2024)
<b>PASS COMPLETION PCT</b>	84.0	Ohio St. vs Iowa (10/05/2024)
<b>PASSING YARDS/ATTEMPT</b>	11.5	Indiana at Northwestern (10/05/2024)
<b>YARDS PER CATCH</b>	20.3	Northwestern at Maryland (10/11/2024)
<b>FIELD GOAL ATTEMPTS</b>	4	Penn St. at Southern California (10/12/2024)
	4	Southern California vs Penn St. (10/12/2024)
	4	Iowa vs Washington (10/12/2024)
	4	Washington vs Michigan (10/05/2024)
	4	Washington at Rutgers (09/27/2024)
<b>FIELD GOALS MADE</b>	4	Penn St. at Southern California (10/12/2024)
	4	Iowa vs Washington (10/12/2024)
<b>LONGEST FIELD GOAL</b>	54	Southern California at Minnesota (10/05/2024)
	54	UCLA vs Oregon (09/28/2024)



2024-25 Big Ten Football  
Team Highs  
In Conference games

<b>FIELD GOAL PCT</b>	100.0	UCLA vs Minnesota (10/12/2024)
	100.0	Ohio St. at Oregon (10/12/2024)
	100.0	Illinois vs Purdue (10/12/2024)
	100.0	Purdue at Illinois (10/12/2024)
	100.0	Penn St. at Southern California (10/12/2024)
	100.0	Iowa vs Washington (10/12/2024)
	100.0	Northwestern at Maryland (10/11/2024)
	100.0	Minnesota vs Southern California (10/05/2024)
	100.0	Michigan at Washington (10/05/2024)
	100.0	Indiana at Northwestern (10/05/2024)
	100.0	Northwestern vs Indiana (10/05/2024)
	100.0	Penn St. vs UCLA (10/05/2024)
	100.0	UCLA at Penn St. (10/05/2024)
	100.0	Purdue at Wisconsin (10/05/2024)
	100.0	Wisconsin vs Purdue (10/05/2024)
	100.0	Michigan St. at Oregon (10/04/2024)
	100.0	Oregon vs Michigan St. (10/04/2024)
	100.0	UCLA vs Oregon (09/28/2024)
	100.0	Oregon at UCLA (09/28/2024)
	100.0	Ohio St. at Michigan St. (09/28/2024)
	100.0	Southern California vs Wisconsin (09/28/2024)
	100.0	Michigan vs Minnesota (09/28/2024)
	100.0	Iowa at Minnesota (09/21/2024)
	100.0	Northwestern at Washington (09/21/2024)
	100.0	Southern California at Michigan (09/21/2024)
100.0	Illinois at Nebraska (09/20/2024)	
100.0	Michigan St. at Maryland (09/07/2024)	
<b>PAT KICKS ATTEMPTED</b>	7	Wisconsin vs Purdue (10/05/2024)
<b>PAT KICKS MADE</b>	7	Wisconsin vs Purdue (10/05/2024)



**2024-25 Big Ten Football  
Team Highs  
In Conference games**

<b>PAT KICKS PCT</b>	100.0	Minnesota at UCLA (10/12/2024)
	100.0	UCLA vs Minnesota (10/12/2024)
	100.0	Oregon vs Ohio St. (10/12/2024)
	100.0	Ohio St. at Oregon (10/12/2024)
	100.0	Illinois vs Purdue (10/12/2024)
	100.0	Purdue at Illinois (10/12/2024)
	100.0	Penn St. at Southern California (10/12/2024)
	100.0	Southern California vs Penn St. (10/12/2024)
	100.0	Wisconsin at Rutgers (10/12/2024)
	100.0	Rutgers vs Wisconsin (10/12/2024)
	100.0	Washington at Iowa (10/12/2024)
	100.0	Iowa vs Washington (10/12/2024)
	100.0	Maryland vs Northwestern (10/11/2024)
	100.0	Northwestern at Maryland (10/11/2024)
	100.0	Southern California at Minnesota (10/05/2024)
	100.0	Minnesota vs Southern California (10/05/2024)
	100.0	Michigan at Washington (10/05/2024)
	100.0	Washington vs Michigan (10/05/2024)
	100.0	Iowa at Ohio St. (10/05/2024)
	100.0	Ohio St. vs Iowa (10/05/2024)
	100.0	Rutgers at Nebraska (10/05/2024)
	100.0	Nebraska vs Rutgers (10/05/2024)
	100.0	Indiana at Northwestern (10/05/2024)
	100.0	Northwestern vs Indiana (10/05/2024)
	100.0	Penn St. vs UCLA (10/05/2024)
	100.0	Wisconsin vs Purdue (10/05/2024)
	100.0	Michigan St. at Oregon (10/04/2024)
	100.0	Oregon vs Michigan St. (10/04/2024)
	100.0	UCLA vs Oregon (09/28/2024)
	100.0	Illinois at Penn St. (09/28/2024)
	100.0	Penn St. vs Illinois (09/28/2024)
	100.0	Ohio St. at Michigan St. (09/28/2024)
	100.0	Michigan St. vs Ohio St. (09/28/2024)
	100.0	Wisconsin at Southern California (09/28/2024)
	100.0	Southern California vs Wisconsin (09/28/2024)
	100.0	Michigan vs Minnesota (09/28/2024)
	100.0	Indiana vs Maryland (09/28/2024)
	100.0	Maryland at Indiana (09/28/2024)
	100.0	Minnesota at Michigan (09/28/2024)
	100.0	Purdue vs Nebraska (09/28/2024)
	100.0	Nebraska at Purdue (09/28/2024)
	100.0	Rutgers vs Washington (09/27/2024)
	100.0	Washington at Rutgers (09/27/2024)
	100.0	Minnesota vs Iowa (09/21/2024)
	100.0	Iowa at Minnesota (09/21/2024)
	100.0	Washington vs Northwestern (09/21/2024)
	100.0	Southern California at Michigan (09/21/2024)
	100.0	Nebraska vs Illinois (09/20/2024)
	100.0	Illinois at Nebraska (09/20/2024)
	100.0	Indiana at UCLA (09/14/2024)
100.0	UCLA vs Indiana (09/14/2024)	
100.0	Michigan St. at Maryland (09/07/2024)	
100.0	Maryland vs Michigan St. (09/07/2024)	
<b>2 POINTS PATS MADE</b>	2	Purdue at Illinois (10/12/2024)
<b>PUNTS</b>	9	Rutgers vs Wisconsin (10/12/2024)
<b>LONGEST PUNT</b>	74	Wisconsin at Southern California (09/28/2024)



2024-25 Big Ten Football  
Team Highs  
In Conference games

<b>YARDS PUNTED</b>	377	Rutgers vs Wisconsin (10/12/2024)
<b>PUNTING AVG</b>	57.0	Iowa vs Washington (10/12/2024)
<b>PUNT RETURNS</b>	4 4 4	Wisconsin vs Purdue (10/05/2024) Indiana vs Maryland (09/28/2024) Washington vs Northwestern (09/21/2024)
<b>PUNT RETURN YARDS</b>	82	Minnesota at Michigan (09/28/2024)
<b>PUNT RETURN AVG</b>	41.0	Minnesota at Michigan (09/28/2024)
<b>LONGEST PUNT RETURN</b>	60	Minnesota at Michigan (09/28/2024)
<b>KICK RETURN</b>	4 4 4 4 4	Iowa vs Washington (10/12/2024) Northwestern vs Indiana (10/05/2024) Minnesota vs Iowa (09/21/2024) Northwestern at Washington (09/21/2024) UCLA vs Indiana (09/14/2024)
<b>KICK RETURN YARDS</b>	161	Northwestern at Washington (09/21/2024)
<b>KICK RETURN AVERAGE</b>	46.0	Wisconsin at Southern California (09/28/2024)
<b>LONGEST KICK RETURN</b>	96	Northwestern at Washington (09/21/2024)



2024-25 Big Ten Football  
Team Highs  
In Conference games

KICK RETURN TDS	
	0 Minnesota at UCLA (10/12/2024)
	0 UCLA vs Minnesota (10/12/2024)
	0 Oregon vs Ohio St. (10/12/2024)
	0 Ohio St. at Oregon (10/12/2024)
	0 Illinois vs Purdue (10/12/2024)
	0 Purdue at Illinois (10/12/2024)
	0 Penn St. at Southern California (10/12/2024)
	0 Southern California vs Penn St. (10/12/2024)
	0 Wisconsin at Rutgers (10/12/2024)
	0 Rutgers vs Wisconsin (10/12/2024)
	0 Washington at Iowa (10/12/2024)
	0 Iowa vs Washington (10/12/2024)
	0 Maryland vs Northwestern (10/11/2024)
	0 Northwestern at Maryland (10/11/2024)
	0 Southern California at Minnesota (10/05/2024)
	0 Minnesota vs Southern California (10/05/2024)
	0 Michigan at Washington (10/05/2024)
	0 Washington vs Michigan (10/05/2024)
	0 Iowa at Ohio St. (10/05/2024)
	0 Ohio St. vs Iowa (10/05/2024)
	0 Rutgers at Nebraska (10/05/2024)
	0 Nebraska vs Rutgers (10/05/2024)
	0 Indiana at Northwestern (10/05/2024)
	0 Northwestern vs Indiana (10/05/2024)
	0 Penn St. vs UCLA (10/05/2024)
	0 UCLA at Penn St. (10/05/2024)
	0 Purdue at Wisconsin (10/05/2024)
	0 Wisconsin vs Purdue (10/05/2024)
	0 Michigan St. at Oregon (10/04/2024)
	0 Oregon vs Michigan St. (10/04/2024)
	0 UCLA vs Oregon (09/28/2024)
	0 Oregon at UCLA (09/28/2024)
	0 Illinois at Penn St. (09/28/2024)
	0 Penn St. vs Illinois (09/28/2024)
	0 Ohio St. at Michigan St. (09/28/2024)
	0 Michigan St. vs Ohio St. (09/28/2024)
	0 Wisconsin at Southern California (09/28/2024)
	0 Southern California vs Wisconsin (09/28/2024)
	0 Michigan vs Minnesota (09/28/2024)
	0 Indiana vs Maryland (09/28/2024)
	0 Maryland at Indiana (09/28/2024)
	0 Minnesota at Michigan (09/28/2024)
	0 Purdue vs Nebraska (09/28/2024)
	0 Nebraska at Purdue (09/28/2024)
	0 Rutgers vs Washington (09/27/2024)
	0 Washington at Rutgers (09/27/2024)
	0 Minnesota vs Iowa (09/21/2024)
	0 Iowa at Minnesota (09/21/2024)
	0 Washington vs Northwestern (09/21/2024)
	0 Northwestern at Washington (09/21/2024)
	0 Southern California at Michigan (09/21/2024)
	0 Michigan vs Southern California (09/21/2024)
	0 Nebraska vs Illinois (09/20/2024)
	0 Illinois at Nebraska (09/20/2024)
	0 Indiana at UCLA (09/14/2024)
	0 UCLA vs Indiana (09/14/2024)



**2024-25 Big Ten Football  
Team Highs  
In Conference games**

<b>INTERCEPTIONS</b>	3	Minnesota at UCLA (10/12/2024)
	3	Southern California vs Penn St. (10/12/2024)
<b>INTERCEPTION RETURN YARDS</b>	96	UCLA vs Oregon (09/28/2024)
<b>INTERCEPTION RETURN AVERAGE</b>	96.0	UCLA vs Oregon (09/28/2024)
<b>LONGEST INTERCEPTION RETURN</b>	96	UCLA vs Oregon (09/28/2024)
<b>INTERCEPTION RETURN TDS</b>	1	UCLA vs Oregon (09/28/2024)
	1	Southern California vs Wisconsin (09/28/2024)
	1	Nebraska at Purdue (09/28/2024)
	1	Michigan vs Southern California (09/21/2024)
<b>FUMBLES LOST</b>	3	Maryland vs Northwestern (10/11/2024)
<b>FUMBLES RECOVERED</b>	3	Northwestern at Maryland (10/11/2024)
<b>SACKED BY OPP</b>	7	Illinois at Penn St. (09/28/2024)
<b>QB SACKS</b>	6	Illinois at Nebraska (09/20/2024)
<b>TURNOVERS COMMITTED</b>	4	Maryland vs Northwestern (10/11/2024)
	4	Indiana vs Maryland (09/28/2024)
<b>TURNOVERS CAUSED</b>	4	Northwestern at Maryland (10/11/2024)
	4	Maryland at Indiana (09/28/2024)
<b>KICKS BLOCKED</b>	2	Nebraska vs Rutgers (10/05/2024)
	2	Nebraska at Purdue (09/28/2024)
<b>FIRST DOWNS</b>	14	Indiana at Northwestern (10/05/2024)
<b>1ST DOWN RUSHING</b>	14	Penn St. vs Illinois (09/28/2024)
	14	Iowa at Minnesota (09/21/2024)
<b>1ST DOWN PASSING</b>	21	Penn St. at Southern California (10/12/2024)
<b>1ST DOWN BY PENALTY</b>	8	Nebraska at Purdue (09/28/2024)
<b>PENALTIES</b>	14	Indiana at UCLA (09/14/2024)
<b>PENALTIES YARDS</b>	165	Purdue vs Nebraska (09/28/2024)



**2024-25 Big Ten Football  
Opponent Highs  
In Conference games**

<b>POINTS</b>	52	Purdue at Wisconsin (10/05/2024)
<b>POINTS SCORED KICKING</b>	16	Washington at Iowa (10/12/2024)
<b>TOUCHDOWNS</b>	7	Purdue at Wisconsin (10/05/2024)
<b>TOTAL OFFENSE YARDS</b>	589	Purdue at Wisconsin (10/05/2024)
<b>TOTAL OFFENSE PLAYS</b>	85	Northwestern at Maryland (10/11/2024)
<b>TOTAL OFFENSE YARDS/PLAY</b>	9.2	Illinois vs Purdue (10/12/2024)
<b>RUSHING YARDS</b>	309	Rutgers vs Wisconsin (10/12/2024)
<b>RUSHING ATTEMPTS</b>	47	Rutgers vs Wisconsin (10/12/2024)
<b>YARDS PER RUSH</b>	7.9	Penn St. at Southern California (10/12/2024)
<b>RUSHING TDS</b>	5	Rutgers vs Wisconsin (10/12/2024)
<b>LONGEST RUSH</b>	75	Penn St. at Southern California (10/12/2024)
	75	Indiana vs Maryland (09/28/2024)
<b>PASSING YARDS</b>	400	Southern California vs Penn St. (10/12/2024)
<b>PASSING ATTEMPTS</b>	52	Northwestern at Maryland (10/11/2024)
	52	Michigan vs Southern California (09/21/2024)
<b>PASSING TDS</b>	4	Iowa at Ohio St. (10/05/2024)
	4	Nebraska vs Illinois (09/20/2024)
	4	UCLA vs Indiana (09/14/2024)
<b>LONGEST PASS</b>	77	Maryland vs Michigan St. (09/07/2024)
<b>PASSES COMPLETED</b>	34	Iowa vs Washington (10/12/2024)
<b>HAD INTERCEPTED</b>	3	Minnesota at UCLA (10/12/2024)
	3	Southern California vs Penn St. (10/12/2024)
<b>PASS COMPLETION PCT</b>	84.0	Iowa at Ohio St. (10/05/2024)
<b>PASSING YARDS/ATTEMPT</b>	11.5	Northwestern vs Indiana (10/05/2024)
<b>YARDS PER CATCH</b>	20.3	Maryland vs Northwestern (10/11/2024)
<b>FIELD GOAL ATTEMPTS</b>	4	Southern California vs Penn St. (10/12/2024)
	4	Penn St. at Southern California (10/12/2024)
	4	Washington at Iowa (10/12/2024)
	4	Michigan at Washington (10/05/2024)
	4	Rutgers vs Washington (09/27/2024)
<b>FIELD GOALS MADE</b>	4	Southern California vs Penn St. (10/12/2024)
	4	Washington at Iowa (10/12/2024)
<b>LONGEST FIELD GOAL</b>	54	Minnesota vs Southern California (10/05/2024)
	54	Oregon at UCLA (09/28/2024)



**2024-25 Big Ten Football  
Opponent Highs  
In Conference games**

<b>FIELD GOAL PCT</b>	100.0	Minnesota at UCLA (10/12/2024)
	100.0	Oregon vs Ohio St. (10/12/2024)
	100.0	Purdue at Illinois (10/12/2024)
	100.0	Illinois vs Purdue (10/12/2024)
	100.0	Southern California vs Penn St. (10/12/2024)
	100.0	Washington at Iowa (10/12/2024)
	100.0	Maryland vs Northwestern (10/11/2024)
	100.0	Southern California at Minnesota (10/05/2024)
	100.0	Washington vs Michigan (10/05/2024)
	100.0	Northwestern vs Indiana (10/05/2024)
	100.0	Indiana at Northwestern (10/05/2024)
	100.0	UCLA at Penn St. (10/05/2024)
	100.0	Penn St. vs UCLA (10/05/2024)
	100.0	Wisconsin vs Purdue (10/05/2024)
	100.0	Purdue at Wisconsin (10/05/2024)
	100.0	Oregon vs Michigan St. (10/04/2024)
	100.0	Michigan St. at Oregon (10/04/2024)
	100.0	Oregon at UCLA (09/28/2024)
	100.0	UCLA vs Oregon (09/28/2024)
	100.0	Michigan St. vs Ohio St. (09/28/2024)
	100.0	Wisconsin at Southern California (09/28/2024)
	100.0	Minnesota at Michigan (09/28/2024)
	100.0	Minnesota vs Iowa (09/21/2024)
	100.0	Washington vs Northwestern (09/21/2024)
	100.0	Michigan vs Southern California (09/21/2024)
	100.0	Nebraska vs Illinois (09/20/2024)
100.0	Maryland vs Michigan St. (09/07/2024)	
<b>PAT KICKS ATTEMPTED</b>	7	Purdue at Wisconsin (10/05/2024)
<b>PAT KICKS MADE</b>	7	Purdue at Wisconsin (10/05/2024)





**2024-25 Big Ten Football  
Opponent Highs  
In Conference games**

<b>PAT KICKS PCT</b>	100.0	UCLA vs Minnesota (10/12/2024)
	100.0	Minnesota at UCLA (10/12/2024)
	100.0	Ohio St. at Oregon (10/12/2024)
	100.0	Oregon vs Ohio St. (10/12/2024)
	100.0	Purdue at Illinois (10/12/2024)
	100.0	Illinois vs Purdue (10/12/2024)
	100.0	Southern California vs Penn St. (10/12/2024)
	100.0	Penn St. at Southern California (10/12/2024)
	100.0	Rutgers vs Wisconsin (10/12/2024)
	100.0	Wisconsin at Rutgers (10/12/2024)
	100.0	Iowa vs Washington (10/12/2024)
	100.0	Washington at Iowa (10/12/2024)
	100.0	Northwestern at Maryland (10/11/2024)
	100.0	Maryland vs Northwestern (10/11/2024)
	100.0	Minnesota vs Southern California (10/05/2024)
	100.0	Southern California at Minnesota (10/05/2024)
	100.0	Washington vs Michigan (10/05/2024)
	100.0	Michigan at Washington (10/05/2024)
	100.0	Ohio St. vs Iowa (10/05/2024)
	100.0	Iowa at Ohio St. (10/05/2024)
	100.0	Nebraska vs Rutgers (10/05/2024)
	100.0	Rutgers at Nebraska (10/05/2024)
	100.0	Northwestern vs Indiana (10/05/2024)
	100.0	Indiana at Northwestern (10/05/2024)
	100.0	UCLA at Penn St. (10/05/2024)
	100.0	Purdue at Wisconsin (10/05/2024)
	100.0	Oregon vs Michigan St. (10/04/2024)
	100.0	Michigan St. at Oregon (10/04/2024)
	100.0	Oregon at UCLA (09/28/2024)
	100.0	Penn St. vs Illinois (09/28/2024)
	100.0	Illinois at Penn St. (09/28/2024)
	100.0	Michigan St. vs Ohio St. (09/28/2024)
	100.0	Ohio St. at Michigan St. (09/28/2024)
	100.0	Southern California vs Wisconsin (09/28/2024)
	100.0	Wisconsin at Southern California (09/28/2024)
	100.0	Minnesota at Michigan (09/28/2024)
	100.0	Maryland at Indiana (09/28/2024)
	100.0	Indiana vs Maryland (09/28/2024)
	100.0	Michigan vs Minnesota (09/28/2024)
	100.0	Nebraska at Purdue (09/28/2024)
	100.0	Purdue vs Nebraska (09/28/2024)
	100.0	Washington at Rutgers (09/27/2024)
	100.0	Rutgers vs Washington (09/27/2024)
	100.0	Iowa at Minnesota (09/21/2024)
	100.0	Minnesota vs Iowa (09/21/2024)
	100.0	Northwestern at Washington (09/21/2024)
	100.0	Michigan vs Southern California (09/21/2024)
	100.0	Illinois at Nebraska (09/20/2024)
100.0	Nebraska vs Illinois (09/20/2024)	
100.0	UCLA vs Indiana (09/14/2024)	
100.0	Indiana at UCLA (09/14/2024)	
100.0	Maryland vs Michigan St. (09/07/2024)	
100.0	Michigan St. at Maryland (09/07/2024)	
<b>2 POINTS PATS MADE</b>	2	Illinois vs Purdue (10/12/2024)
<b>PUNTS</b>	9	Wisconsin at Rutgers (10/12/2024)
<b>LONGEST PUNT</b>	74	Southern California vs Wisconsin (09/28/2024)



**2024-25 Big Ten Football  
Opponent Highs  
In Conference games**

<b>YARDS PUNTED</b>	377	Wisconsin at Rutgers (10/12/2024)
<b>PUNTING AVG</b>	57.0	Washington at Iowa (10/12/2024)
<b>PUNT RETURNS</b>	4 4 4	Purdue at Wisconsin (10/05/2024) Maryland at Indiana (09/28/2024) Northwestern at Washington (09/21/2024)
<b>PUNT RETURN YARDS</b>	82	Michigan vs Minnesota (09/28/2024)
<b>PUNT RETURN AVG</b>	41.0	Michigan vs Minnesota (09/28/2024)
<b>LONGEST PUNT RETURN</b>	60	Michigan vs Minnesota (09/28/2024)
<b>KICK RETURN</b>	4 4 4 4 4	Washington at Iowa (10/12/2024) Indiana at Northwestern (10/05/2024) Iowa at Minnesota (09/21/2024) Washington vs Northwestern (09/21/2024) Indiana at UCLA (09/14/2024)
<b>KICK RETURN YARDS</b>	161	Washington vs Northwestern (09/21/2024)
<b>KICK RETURN AVERAGE</b>	46.0	Southern California vs Wisconsin (09/28/2024)
<b>LONGEST KICK RETURN</b>	96	Washington vs Northwestern (09/21/2024)



**2024-25 Big Ten Football  
Opponent Highs  
In Conference games**

KICK RETURN TDS	
	0 UCLA vs Minnesota (10/12/2024)
	0 Minnesota at UCLA (10/12/2024)
	0 Ohio St. at Oregon (10/12/2024)
	0 Oregon vs Ohio St. (10/12/2024)
	0 Purdue at Illinois (10/12/2024)
	0 Illinois vs Purdue (10/12/2024)
	0 Southern California vs Penn St. (10/12/2024)
	0 Penn St. at Southern California (10/12/2024)
	0 Rutgers vs Wisconsin (10/12/2024)
	0 Wisconsin at Rutgers (10/12/2024)
	0 Iowa vs Washington (10/12/2024)
	0 Washington at Iowa (10/12/2024)
	0 Northwestern at Maryland (10/11/2024)
	0 Maryland vs Northwestern (10/11/2024)
	0 Minnesota vs Southern California (10/05/2024)
	0 Southern California at Minnesota (10/05/2024)
	0 Washington vs Michigan (10/05/2024)
	0 Michigan at Washington (10/05/2024)
	0 Ohio St. vs Iowa (10/05/2024)
	0 Iowa at Ohio St. (10/05/2024)
	0 Nebraska vs Rutgers (10/05/2024)
	0 Rutgers at Nebraska (10/05/2024)
	0 Northwestern vs Indiana (10/05/2024)
	0 Indiana at Northwestern (10/05/2024)
	0 UCLA at Penn St. (10/05/2024)
	0 Penn St. vs UCLA (10/05/2024)
	0 Wisconsin vs Purdue (10/05/2024)
	0 Purdue at Wisconsin (10/05/2024)
	0 Oregon vs Michigan St. (10/04/2024)
	0 Michigan St. at Oregon (10/04/2024)
	0 Oregon at UCLA (09/28/2024)
	0 UCLA vs Oregon (09/28/2024)
	0 Penn St. vs Illinois (09/28/2024)
	0 Illinois at Penn St. (09/28/2024)
	0 Michigan St. vs Ohio St. (09/28/2024)
	0 Ohio St. at Michigan St. (09/28/2024)
	0 Southern California vs Wisconsin (09/28/2024)
	0 Wisconsin at Southern California (09/28/2024)
	0 Minnesota at Michigan (09/28/2024)
	0 Maryland at Indiana (09/28/2024)
	0 Indiana vs Maryland (09/28/2024)
	0 Michigan vs Minnesota (09/28/2024)
	0 Nebraska at Purdue (09/28/2024)
	0 Purdue vs Nebraska (09/28/2024)
	0 Washington at Rutgers (09/27/2024)
	0 Rutgers vs Washington (09/27/2024)
	0 Iowa at Minnesota (09/21/2024)
	0 Minnesota vs Iowa (09/21/2024)
	0 Northwestern at Washington (09/21/2024)
	0 Washington vs Northwestern (09/21/2024)
	0 Michigan vs Southern California (09/21/2024)
	0 Southern California at Michigan (09/21/2024)
	0 Illinois at Nebraska (09/20/2024)
	0 Nebraska vs Illinois (09/20/2024)
	0 UCLA vs Indiana (09/14/2024)
	0 Indiana at UCLA (09/14/2024)



**2024-25 Big Ten Football  
Opponent Highs  
In Conference games**

<b>INTERCEPTIONS</b>	3	UCLA vs Minnesota (10/12/2024)
	3	Penn St. at Southern California (10/12/2024)
<b>INTERCEPTION RETURN YARDS</b>	96	Oregon at UCLA (09/28/2024)
<b>INTERCEPTION RETURN AVERAGE</b>	96.0	Oregon at UCLA (09/28/2024)
<b>LONGEST INTERCEPTION RETURN</b>	96	Oregon at UCLA (09/28/2024)
<b>INTERCEPTION RETURN TDS</b>	1	Oregon at UCLA (09/28/2024)
	1	Wisconsin at Southern California (09/28/2024)
	1	Purdue vs Nebraska (09/28/2024)
	1	Southern California at Michigan (09/21/2024)
<b>FUMBLES LOST</b>	3	Northwestern at Maryland (10/11/2024)
<b>FUMBLES RECOVERED</b>	3	Maryland vs Northwestern (10/11/2024)
<b>SACKED BY OPP</b>	7	Illinois at Penn St. (09/28/2024)
<b>QB SACKS</b>	6	Nebraska vs Illinois (09/20/2024)
<b>TURNOVERS COMMITTED</b>	4	Northwestern at Maryland (10/11/2024)
	4	Maryland at Indiana (09/28/2024)
<b>TURNOVERS CAUSED</b>	4	Northwestern at Maryland (10/11/2024)
	4	Maryland at Indiana (09/28/2024)
<b>KICKS BLOCKED</b>	2	Rutgers at Nebraska (10/05/2024)
	2	Purdue vs Nebraska (09/28/2024)
<b>FIRST DOWNS</b>	14	Northwestern vs Indiana (10/05/2024)
<b>1ST DOWN RUSHING</b>	14	Illinois at Penn St. (09/28/2024)
	14	Minnesota vs Iowa (09/21/2024)
<b>1ST DOWN PASSING</b>	21	Southern California vs Penn St. (10/12/2024)
<b>1ST DOWN BY PENALTY</b>	8	Purdue vs Nebraska (09/28/2024)
<b>PENALTIES</b>	14	UCLA vs Indiana (09/14/2024)
<b>PENALTIES YARDS</b>	165	Nebraska at Purdue (09/28/2024)



**2024-25 Big Ten Football  
Team Lows  
In Conference games**

<b>TOTAL OFFENSE YARDS</b>	112	Northwestern at Washington (09/21/2024)
<b>TOTAL OFFENSE YARDS/PLAY</b>	2.1	Northwestern at Washington (09/21/2024)
<b>RUSHING YARDS</b>	34	Illinois at Penn St. (09/28/2024)
<b>RUSHING ATTEMPTS</b>	21	Minnesota vs Iowa (09/21/2024)
	21	Southern California at Michigan (09/21/2024)
<b>YARDS PER RUSH</b>	1.1	Illinois at Penn St. (09/28/2024)
<b>LONGEST RUSH</b>	10	UCLA vs Minnesota (10/12/2024)
	10	Maryland vs Michigan St. (09/07/2024)
<b>PASSING ATTEMPTS</b>	12	Michigan vs Southern California (09/21/2024)
<b>PASSING YARDS</b>	32	Michigan vs Southern California (09/21/2024)
<b>YARDS PER COMPLETION</b>	4.6	Michigan vs Southern California (09/21/2024)
<b>PASSES COMPLETED</b>	7	Michigan vs Southern California (09/21/2024)
<b>PASS COMPLETION PCT</b>	29.6	Northwestern at Washington (09/21/2024)
<b>LONGEST PASS</b>	10	Michigan vs Southern California (09/21/2024)
<b>FIRST DOWNS</b>	0	Michigan at Washington (10/05/2024)
<b>1ST DOWN RUSHING</b>	2	UCLA vs Minnesota (10/12/2024)
<b>1ST DOWN PASSING</b>	0	Michigan vs Southern California (09/21/2024)
<b>1ST DOWN BY PENALTY</b>	0	Ohio St. at Oregon (10/12/2024)
	0	Illinois vs Purdue (10/12/2024)
	0	Southern California vs Penn St. (10/12/2024)
	0	Rutgers vs Wisconsin (10/12/2024)
	0	Northwestern at Maryland (10/11/2024)
	0	Iowa at Ohio St. (10/05/2024)
	0	Ohio St. vs Iowa (10/05/2024)
	0	Nebraska vs Rutgers (10/05/2024)
	0	Indiana at Northwestern (10/05/2024)
	0	UCLA at Penn St. (10/05/2024)
	0	Michigan St. vs Ohio St. (09/28/2024)
	0	Purdue vs Nebraska (09/28/2024)
	0	Minnesota vs Iowa (09/21/2024)
	0	Southern California at Michigan (09/21/2024)
	0	Michigan vs Southern California (09/21/2024)
	0	Nebraska vs Illinois (09/20/2024)
<b>PENALTIES</b>	1	Iowa at Ohio St. (10/05/2024)
	1	Ohio St. vs Iowa (10/05/2024)
	1	Iowa at Minnesota (09/21/2024)
<b>PENALTIES YARDS</b>	5	Iowa at Ohio St. (10/05/2024)



**2024-25 Big Ten Football  
Opponent Lows  
In Conference games**

<b>TOTAL OFFENSE YARDS</b>	112	Washington vs Northwestern (09/21/2024)
<b>TOTAL OFFENSE YARDS/PLAY</b>	2.1	Washington vs Northwestern (09/21/2024)
<b>RUSHING YARDS</b>	34	Penn St. vs Illinois (09/28/2024)
<b>RUSHING ATTEMPTS</b>	21	Iowa at Minnesota (09/21/2024)
	21	Michigan vs Southern California (09/21/2024)
<b>YARDS PER RUSH</b>	1.1	Penn St. vs Illinois (09/28/2024)
<b>LONGEST RUSH</b>	10	Minnesota at UCLA (10/12/2024)
	10	Michigan St. at Maryland (09/07/2024)
<b>PASSING ATTEMPTS</b>	12	Southern California at Michigan (09/21/2024)
<b>PASSING YARDS</b>	32	Southern California at Michigan (09/21/2024)
<b>YARDS PER COMPLETION</b>	4.6	Southern California at Michigan (09/21/2024)
<b>PASSES COMPLETED</b>	7	Southern California at Michigan (09/21/2024)
<b>PASS COMPLETION PCT</b>	29.6	Washington vs Northwestern (09/21/2024)
<b>LONGEST PASS</b>	10	Southern California at Michigan (09/21/2024)
<b>FIRST DOWNS</b>	0	Washington vs Michigan (10/05/2024)
<b>1ST DOWN RUSHING</b>	2	Minnesota at UCLA (10/12/2024)
<b>1ST DOWN PASSING</b>	0	Southern California at Michigan (09/21/2024)
<b>1ST DOWN BY PENALTY</b>	0	Oregon vs Ohio St. (10/12/2024)
	0	Purdue at Illinois (10/12/2024)
	0	Penn St. at Southern California (10/12/2024)
	0	Wisconsin at Rutgers (10/12/2024)
	0	Maryland vs Northwestern (10/11/2024)
	0	Ohio St. vs Iowa (10/05/2024)
	0	Iowa at Ohio St. (10/05/2024)
	0	Rutgers at Nebraska (10/05/2024)
	0	Northwestern vs Indiana (10/05/2024)
	0	Penn St. vs UCLA (10/05/2024)
	0	Ohio St. at Michigan St. (09/28/2024)
	0	Nebraska at Purdue (09/28/2024)
	0	Iowa at Minnesota (09/21/2024)
	0	Michigan vs Southern California (09/21/2024)
	0	Southern California at Michigan (09/21/2024)
	0	Illinois at Nebraska (09/20/2024)
<b>PENALTIES</b>	1	Ohio St. vs Iowa (10/05/2024)
	1	Iowa at Ohio St. (10/05/2024)
	1	Minnesota vs Iowa (09/21/2024)
<b>PENALTIES YARDS</b>	5	Ohio St. vs Iowa (10/05/2024)



**2024-25 Big Ten Football  
Conference Individual Game Highs  
In Conference games**

**INDIVIDUAL PLAYER GAME HIGHS**

<b>Points scored</b>	
18	Josh McCray (Illinois) vs Purdue (10/12/2024)
18	Tawee Walker (Wisconsin) at Rutgers (10/12/2024)
18	Kaleb Johnson (Iowa) vs Washington (10/12/2024)
18	Max Brosmer (Minnesota) vs Southern California (10/05/2024)
18	Emeka Egbuka (Ohio St.) vs Iowa (10/05/2024)
18	Tawee Walker (Wisconsin) vs Purdue (10/05/2024)
18	Kaleb Johnson (Iowa) at Minnesota (09/21/2024)
<b>Touchdowns</b>	
3	Josh McCray (Illinois) vs Purdue (10/12/2024)
3	Tawee Walker (Wisconsin) at Rutgers (10/12/2024)
3	Kaleb Johnson (Iowa) vs Washington (10/12/2024)
3	Max Brosmer (Minnesota) vs Southern California (10/05/2024)
3	Emeka Egbuka (Ohio St.) vs Iowa (10/05/2024)
3	Tawee Walker (Wisconsin) vs Purdue (10/05/2024)
3	Kaleb Johnson (Iowa) at Minnesota (09/21/2024)
<b>TD responsibility</b>	
5	Will Howard (Ohio St.) vs Iowa (10/05/2024) [1r,4p]
<b>Points scored kicking</b>	
16	Drew Stevens (Iowa) vs Washington (10/12/2024) [4fg,4pat]
<b>Total offense yards</b>	
439	Luke Altmyer (Illinois) vs Purdue (10/12/2024) [60r,379p]
423	Drew Allar (Penn St.) at Southern California (10/12/2024) [32r,391p]
<b>Total offense plays</b>	
65	Billy Edwards Jr. (Maryland) vs Northwestern (10/11/2024) [14r,51p]
56	Miller Moss (Southern California) at Michigan (09/21/2024) [5r,51p]
<b>Total offense yards/play</b>	
35	Jaheim Merriweather (Purdue) at Wisconsin (10/05/2024) [35-1]
30	Brian Buschini (Nebraska) vs Rutgers (10/05/2024) [30-1]
<b>Rushing yards</b>	
206	Kaleb Johnson (Iowa) at Minnesota (09/21/2024)
198	Tawee Walker (Wisconsin) at Rutgers (10/12/2024)
<b>Rushing attempts</b>	
25	Darius Taylor (Minnesota) vs Southern California (10/05/2024)
25	Kyle Monangai (Rutgers) vs Washington (09/27/2024)
<b>Yards per rush</b>	
35	Jaheim Merriweather (Purdue) at Wisconsin (10/05/2024) [35-1]
27.3	Quinten Joyner (Southern California) vs Penn St. (10/12/2024) [82-3]
<b>Rushing TDs</b>	
3	Tawee Walker (Wisconsin) at Rutgers (10/12/2024)
3	Max Brosmer (Minnesota) vs Southern California (10/05/2024)
3	Tawee Walker (Wisconsin) vs Purdue (10/05/2024)
3	Kaleb Johnson (Iowa) at Minnesota (09/21/2024)
<b>Longest rush</b>	
75	Quinten Joyner (Southern California) vs Penn St. (10/12/2024)
75	Roman Hemby (Maryland) at Indiana (09/28/2024)
<b>Passing yards</b>	
391	Drew Allar (Penn St.) at Southern California (10/12/2024)
380	Kurtis Rourke (Indiana) at Northwestern (10/05/2024)
<b>Passing attempts</b>	
51	Billy Edwards Jr. (Maryland) vs Northwestern (10/11/2024)
51	Miller Moss (Southern California) at Michigan (09/21/2024)
<b>Passing TDs</b>	



**2024-25 Big Ten Football  
Conference Individual Game Highs  
In Conference games**

4	Will Howard (Ohio St.) vs Iowa (10/05/2024)
4	Luke Altmyer (Illinois) at Nebraska (09/20/2024)
4	Kurtis Rourke (Indiana) at UCLA (09/14/2024)
<b>Longest pass</b>	
77	Aidan Chiles (Michigan St.) at Maryland (09/07/2024)
69	Dillon Gabriel (Oregon) vs Ohio St. (10/12/2024)
69	Braedyn Locke (Wisconsin) vs Purdue (10/05/2024)
<b>Passes completed</b>	
31	Dillon Gabriel (Oregon) at UCLA (09/28/2024)
30	Drew Allar (Penn St.) at Southern California (10/12/2024)
30	Miller Moss (Southern California) vs Wisconsin (09/28/2024)
<b>Had intercepted</b>	
3	Ethan Garbers (UCLA) vs Minnesota (10/12/2024)
3	Drew Allar (Penn St.) at Southern California (10/12/2024)
<b>Pass completion pct</b>	
100	Tyler Warren (Penn St.) at Southern California (10/12/2024) [1-1]
100	Demond Williams Jr. (Washington) vs Michigan (10/05/2024) [2-2]
100	Brendan Sullivan (Iowa) at Ohio St. (10/05/2024) [1-1]
100	Brian Buschini (Nebraska) vs Rutgers (10/05/2024) [1-1]
100	Ryan Browne (Purdue) at Wisconsin (10/05/2024) [1-1]
100	Mabrey Mettauer (Wisconsin) vs Purdue (10/05/2024) [1-1]
100	Tommy Schuster (Michigan St.) at Oregon (10/04/2024) [5-5]
100	Dante Moore (Oregon) vs Michigan St. (10/04/2024) [1-1]
100	Demond Williams Jr. (Washington) at Rutgers (09/27/2024) [1-1]
100	Demond Williams Jr. (Washington) vs Northwestern (09/21/2024) [2-2]
100	Justyn Martin (UCLA) vs Indiana (09/14/2024) [1-1]
<b>Pass yards/attempt</b>	
30	Brian Buschini (Nebraska) vs Rutgers (10/05/2024) [30-1]
22	Demond Williams Jr. (Washington) vs Michigan (10/05/2024) [44-2]
<b>Pass yards/catch</b>	
30	Brian Buschini (Nebraska) vs Rutgers (10/05/2024) [30-1]
22	Demond Williams Jr. (Washington) vs Michigan (10/05/2024) [44-2]
<b>Receiving yards</b>	
224	Tyler Warren (Penn St.) at Southern California (10/12/2024)
194	Nick Marsh (Michigan St.) at Maryland (09/07/2024)
<b>Receptions</b>	
17	Tyler Warren (Penn St.) at Southern California (10/12/2024)
11	Tez Johnson (Oregon) at UCLA (09/28/2024)
11	Tai Felton (Maryland) vs Michigan St. (09/07/2024)
<b>Yards per catch</b>	
136	Tyler Warren (Penn St.) at Southern California (10/12/2024) [17-224]
93	Trech Kekahuna (Wisconsin) vs Purdue (10/05/2024) [6-134]
<b>Receiving TDs</b>	
3	Emeka Egbuka (Ohio St.) vs Iowa (10/05/2024)
2	A.J. Henning (Northwestern) vs Indiana (10/05/2024)
2	Trech Kekahuna (Wisconsin) vs Purdue (10/05/2024)
2	Tez Johnson (Oregon) at UCLA (09/28/2024)
2	Ja'Kobi Lane (Southern California) vs Wisconsin (09/28/2024)
2	Denzel Boston (Washington) at Rutgers (09/27/2024)
2	Denzel Boston (Washington) vs Northwestern (09/21/2024)
2	Pat Bryant (Illinois) at Nebraska (09/20/2024)
2	Isaiah Neyor (Nebraska) vs Illinois (09/20/2024)
2	Ke'Shawn Williams (Indiana) at UCLA (09/14/2024)
<b>Longest reception</b>	
77	Nick Marsh (Michigan St.) at Maryland (09/07/2024)





**2024-25 Big Ten Football  
Conference Individual Game Highs  
In Conference games**

69	Evan Stewart (Oregon) vs Ohio St. (10/12/2024)
69	Trech Kekahuna (Wisconsin) vs Purdue (10/05/2024)
<b>Field goal attempts</b>	
4	Ryan Barker (Penn St.) at Southern California (10/12/2024)
4	Michael Lantz (Southern California) vs Penn St. (10/12/2024)
4	Drew Stevens (Iowa) vs Washington (10/12/2024)
4	Grady Gross (Washington) vs Michigan (10/05/2024)
4	Grady Gross (Washington) at Rutgers (09/27/2024)
<b>Field goals made</b>	
4	Ryan Barker (Penn St.) at Southern California (10/12/2024)
4	Drew Stevens (Iowa) vs Washington (10/12/2024)
<b>Longest field goal</b>	
54	Michael Lantz (Southern California) at Minnesota (10/05/2024)
54	Mateen Bhaghani (UCLA) vs Oregon (09/28/2024)
<b>Field goal pct</b>	
100	Mateen Bhaghani (UCLA) vs Minnesota (10/12/2024) [1-1]
100	Jayden Fielding (Ohio St.) at Oregon (10/12/2024) [1-1]
100	David Olano (Illinois) vs Purdue (10/12/2024) [3-3]
100	Spencer Porath (Purdue) at Illinois (10/12/2024) [2-2]
100	Ryan Barker (Penn St.) at Southern California (10/12/2024) [4-4]
100	Drew Stevens (Iowa) vs Washington (10/12/2024) [4-4]
100	Luke Akers (Northwestern) at Maryland (10/11/2024) [3-3]
100	Dragan Kesich (Minnesota) vs Southern California (10/05/2024) [1-1]
100	Dominic Zvada (Michigan) at Washington (10/05/2024) [1-1]
100	Jack Olsen (Northwestern) vs Indiana (10/05/2024) [1-1]
100	Nicolas Radacic (Indiana) at Northwestern (10/05/2024) [2-2]
100	Ryan Barker (Penn St.) vs UCLA (10/05/2024) [2-2]
100	Mateen Bhaghani (UCLA) at Penn St. (10/05/2024) [1-1]
100	Nathanial Vakos (Wisconsin) vs Purdue (10/05/2024) [1-1]
100	Spencer Porath (Purdue) at Wisconsin (10/05/2024) [2-2]
100	Jonathan Kim (Michigan St.) at Oregon (10/04/2024) [1-1]
100	Andrew Boyle (Oregon) vs Michigan St. (10/04/2024) [1-1]
100	Mateen Bhaghani (UCLA) vs Oregon (09/28/2024) [2-2]
100	Atticus Sappington (Oregon) at UCLA (09/28/2024) [2-2]
100	Jayden Fielding (Ohio St.) at Michigan St. (09/28/2024) [1-1]
100	Michael Lantz (Southern California) vs Wisconsin (09/28/2024) [1-1]
100	Dominic Zvada (Michigan) vs Minnesota (09/28/2024) [2-2]
100	Drew Stevens (Iowa) at Minnesota (09/21/2024) [1-1]
100	Jack Olsen (Northwestern) at Washington (09/21/2024) [1-1]
100	Michael Lantz (Southern California) at Michigan (09/21/2024) [1-1]
100	David Olano (Illinois) at Nebraska (09/20/2024) [1-1]
100	Jonathan Kim (Michigan St.) at Maryland (09/07/2024) [2-2]
<b>PAT kicks attempted</b>	
7	Nathanial Vakos (Wisconsin) vs Purdue (10/05/2024)
<b>PAT kicks made</b>	
7	Nathanial Vakos (Wisconsin) vs Purdue (10/05/2024)
<b>PAT kicks pct</b>	
100	Dragan Kesich (Minnesota) at UCLA (10/12/2024) [3-3]
100	Mateen Bhaghani (UCLA) vs Minnesota (10/12/2024) [2-2]
100	Atticus Sappington (Oregon) vs Ohio St. (10/12/2024) [1-1]
100	Andrew Boyle (Oregon) vs Ohio St. (10/12/2024) [1-1]
100	Jayden Fielding (Ohio St.) at Oregon (10/12/2024) [4-4]
100	Spencer Porath (Purdue) at Illinois (10/12/2024) [3-3]
100	David Olano (Illinois) vs Purdue (10/12/2024) [5-5]
100	Michael Lantz (Southern California) vs Penn St. (10/12/2024) [3-3]
100	Ryan Barker (Penn St.) at Southern California (10/12/2024) [3-3]



**2024-25 Big Ten Football  
Conference Individual Game Highs  
In Conference games**

- 100 Nathaniel Vakos (Wisconsin) at Rutgers (10/12/2024) [6-6]
- 100 Jai Patel (Rutgers) vs Wisconsin (10/12/2024) [1-1]
- 100 Grady Gross (Washington) at Iowa (10/12/2024) [1-1]
- 100 Drew Stevens (Iowa) vs Washington (10/12/2024) [4-4]
- 100 Luke Akers (Northwestern) at Maryland (10/11/2024) [4-4]
- 100 Jack Howes (Maryland) vs Northwestern (10/11/2024) [1-1]
- 100 Dragan Kesich (Minnesota) vs Southern California (10/05/2024) [3-3]
- 100 Michael Lantz (Southern California) at Minnesota (10/05/2024) [2-2]
- 100 Dominic Zvada (Michigan) at Washington (10/05/2024) [2-2]
- 100 Grady Gross (Washington) vs Michigan (10/05/2024) [3-3]
- 100 Drew Stevens (Iowa) at Ohio St. (10/05/2024) [1-1]
- 100 Jayden Fielding (Ohio St.) vs Iowa (10/05/2024) [5-5]
- 100 John Hohl (Nebraska) vs Rutgers (10/05/2024) [2-2]
- 100 Jai Patel (Rutgers) at Nebraska (10/05/2024) [1-1]
- 100 Jack Olsen (Northwestern) vs Indiana (10/05/2024) [3-3]
- 100 Nicolas Radicic (Indiana) at Northwestern (10/05/2024) [5-5]
- 100 Ryan Barker (Penn St.) vs UCLA (10/05/2024) [3-3]
- 100 Nathaniel Vakos (Wisconsin) vs Purdue (10/05/2024) [7-7]
- 100 Jonathan Kim (Michigan St.) at Oregon (10/04/2024) [1-1]
- 100 Andrew Boyle (Oregon) vs Michigan St. (10/04/2024) [1-1]
- 100 Atticus Sappington (Oregon) vs Michigan St. (10/04/2024) [3-3]
- 100 Mateen Bhaghani (UCLA) vs Oregon (09/28/2024) [1-1]
- 100 Ryan Barker (Penn St.) vs Illinois (09/28/2024) [1-1]
- 100 Sander Sahaydak (Penn St.) vs Illinois (09/28/2024) [2-2]
- 100 David Olano (Illinois) at Penn St. (09/28/2024) [1-1]
- 100 Jayden Fielding (Ohio St.) at Michigan St. (09/28/2024) [5-5]
- 100 Jonathan Kim (Michigan St.) vs Ohio St. (09/28/2024) [1-1]
- 100 Nathaniel Vakos (Wisconsin) at Southern California (09/28/2024) [3-3]
- 100 Michael Lantz (Southern California) vs Wisconsin (09/28/2024) [5-5]
- 100 Dominic Zvada (Michigan) vs Minnesota (09/28/2024) [3-3]
- 100 Nicolas Radicic (Indiana) vs Maryland (09/28/2024) [6-6]
- 100 Jack Howes (Maryland) at Indiana (09/28/2024) [4-4]
- 100 John Hohl (Nebraska) at Purdue (09/28/2024) [4-4]
- 100 Spencer Porath (Purdue) vs Nebraska (09/28/2024) [1-1]
- 100 Dragan Kesich (Minnesota) at Michigan (09/28/2024) [3-3]
- 100 Jai Patel (Rutgers) vs Washington (09/27/2024) [3-3]
- 100 Grady Gross (Washington) at Rutgers (09/27/2024) [1-1]
- 100 Drew Stevens (Iowa) at Minnesota (09/21/2024) [4-4]
- 100 Dragan Kesich (Minnesota) vs Iowa (09/21/2024) [2-2]
- 100 Grady Gross (Washington) vs Northwestern (09/21/2024) [3-3]
- 100 Michael Lantz (Southern California) at Michigan (09/21/2024) [3-3]
- 100 John Hohl (Nebraska) vs Illinois (09/20/2024) [3-3]
- 100 David Olano (Illinois) at Nebraska (09/20/2024) [4-4]
- 100 Nicolas Radicic (Indiana) at UCLA (09/14/2024) [6-6]
- 100 Mateen Bhaghani (UCLA) vs Indiana (09/14/2024) [1-1]
- 100 Jonathan Kim (Michigan St.) at Maryland (09/07/2024) [3-3]
- 100 Jack Howes (Maryland) vs Michigan St. (09/07/2024) [3-3]

**Punts**

- 9 Jakob Anderson (Rutgers) vs Wisconsin (10/12/2024)
- 8 Tommy Doman (Michigan) vs Southern California (09/21/2024)

**Yards punted**

- 377 Jakob Anderson (Rutgers) vs Wisconsin (10/12/2024) [9-377]
- 354 Tommy Doman (Michigan) vs Southern California (09/21/2024) [8-354]

**Longest punt**

- 74 Atticus Bertrams (Wisconsin) at Southern California (09/28/2024)

**Punting avg**





**2024-25 Big Ten Football  
Conference Individual Game Highs  
In Conference games**

57	Rhys Dakin (Iowa) vs Washington (10/12/2024) [114-2]
<b>Punt returns</b>	
4	Denzel Boston (Washington) vs Northwestern (09/21/2024)
3	Koi Perich (Minnesota) at UCLA (10/12/2024)
3	Zion Tracy (Penn St.) vs UCLA (10/05/2024)
3	Myles Price (Indiana) vs Maryland (09/28/2024)
3	Isaiah Garcia-Castaneda (Nebraska) at Purdue (09/28/2024)
3	Kaden Wetjen (Iowa) at Minnesota (09/21/2024)
3	A.J. Henning (Northwestern) at Washington (09/21/2024)
3	Semaj Morgan (Michigan) vs Southern California (09/21/2024)
3	Zachariah Branch (Southern California) at Michigan (09/21/2024)
3	Hank Beatty (Illinois) at Nebraska (09/20/2024)
<b>Punt return yards</b>	
82	Koi Perich (Minnesota) at Michigan (09/28/2024)
60	Hank Beatty (Illinois) at Nebraska (09/20/2024)
<b>Longest punt return</b>	
60	Koi Perich (Minnesota) at Michigan (09/28/2024)
37	Kaden Wetjen (Iowa) vs Washington (10/12/2024)
37	Hank Beatty (Illinois) at Nebraska (09/20/2024)
<b>Punt return avg</b>	
41	Koi Perich (Minnesota) at Michigan (09/28/2024) [82-2]
37	Kaden Wetjen (Iowa) vs Washington (10/12/2024) [37-1]
<b>Kick returns</b>	
4	Kaden Wetjen (Iowa) vs Washington (10/12/2024)
4	Joseph Himon II (Northwestern) vs Indiana (10/05/2024)
4	Koi Perich (Minnesota) vs Iowa (09/21/2024)
4	Keegan Jones (UCLA) vs Indiana (09/14/2024)
<b>Kick return yards</b>	
150	Joseph Himon II (Northwestern) at Washington (09/21/2024)
93	Kaden Wetjen (Iowa) vs Washington (10/12/2024)
<b>Kick return avg</b>	
50	Joseph Himon II (Northwestern) at Washington (09/21/2024) [150-3]
46	Vinny Anthony II (Wisconsin) at Southern California (09/28/2024) [92-2]
<b>Longest kick return</b>	
96	Joseph Himon II (Northwestern) at Washington (09/21/2024)
74	Vinny Anthony II (Wisconsin) at Southern California (09/28/2024)
<b>Kick return TDs</b>	
<b>Combined PR/KR yards</b>	
150	Joseph Himon II (Northwestern) at Washington (09/21/2024) [0pr,150kr]
130	Kaden Wetjen (Iowa) vs Washington (10/12/2024) [37pr,93kr]
<b>Interceptions</b>	
2	Koi Perich (Minnesota) at UCLA (10/12/2024)
2	Kyndrich Breedlove (Purdue) at Wisconsin (10/05/2024)
<b>Interception return yds</b>	
96	Bryan Addison (UCLA) vs Oregon (09/28/2024)
55	Mason Cobb (Southern California) vs Wisconsin (09/28/2024)
<b>Interception return avg</b>	
96	Bryan Addison (UCLA) vs Oregon (09/28/2024) [96-1]
55	Mason Cobb (Southern California) vs Wisconsin (09/28/2024) [55-1]
<b>Longest interception rtn</b>	
96	Bryan Addison (UCLA) vs Oregon (09/28/2024)
55	Mason Cobb (Southern California) vs Wisconsin (09/28/2024)
<b>All-purpose yards</b>	
228	Tyler Warren (Penn St.) at Southern California (10/12/2024)
205	Kaleb Johnson (Iowa) at Minnesota (09/21/2024)



**2024-25 Big Ten Football  
Conference Individual Game Highs  
In Conference games**

Tackles	
15	Carson Schwesinger (UCLA) at Penn St. (10/05/2024) [6-9]
Sacks	
2.5	Jordan Burch (Oregon) vs Michigan St. (10/04/2024) [1-2]
2	Carson Schwesinger (UCLA) vs Minnesota (10/12/2024) [0-2]
2	Aaron Graves (Iowa) vs Washington (10/12/2024) [0-2]
2	James Williams (Nebraska) vs Rutgers (10/05/2024) [0-2]
2	Abdul Carter (Penn St.) vs Illinois (09/28/2024) [0-2]
2	James Carpenter (Indiana) vs Maryland (09/28/2024) [0-2]
2	James Williams (Nebraska) at Purdue (09/28/2024) [0-2]
2	Mason Graham (Michigan) vs Minnesota (09/28/2024) [0-2]
2	Josaiah Stewart (Michigan) vs Southern California (09/21/2024) [0-2]
2	Alec Bryant (Illinois) at Nebraska (09/20/2024) [0-2]
Tackles for loss	
4.5	Carson Schwesinger (UCLA) vs Minnesota (10/12/2024) [4-1]
4	Abdul Carter (Penn St.) vs Illinois (09/28/2024) [3-2]



**2024-25 Big Ten Football  
Conference Individual Game Highs  
In Conference games**

<b>200-Yard Rushing Performances</b>	
206	Kaleb Johnson (Iowa) at Minnesota (09/21/2024)
<b>100-Yard Rushing Performances</b>	
206	Kaleb Johnson (Iowa) at Minnesota (09/21/2024)
198	Tawee Walker (Wisconsin) at Rutgers (10/12/2024)
166	Kaleb Johnson (Iowa) vs Washington (10/12/2024)
166	Jordan James (Oregon) vs Michigan St. (10/04/2024)
159	Kalel Mullings (Michigan) vs Southern California (09/21/2024)
148	Jonah Coleman (Washington) at Rutgers (09/27/2024)
144	Darius Taylor (Minnesota) vs Southern California (10/05/2024)
134	Woody Marks (Southern California) at Minnesota (10/05/2024)
132	Kyle Monangai (Rutgers) vs Washington (09/27/2024)
118	Ryan Browne (Purdue) at Illinois (10/12/2024)
117	Roman Hemby (Maryland) at Indiana (09/28/2024)
115	Jordan James (Oregon) vs Ohio St. (10/12/2024)
111	Woody Marks (Southern California) vs Penn St. (10/12/2024)
111	Kalel Mullings (Michigan) vs Minnesota (09/28/2024)
103	Jordan James (Oregon) at UCLA (09/28/2024)
102	Devin Mockobee (Purdue) at Illinois (10/12/2024)
102	Kaytron Allen (Penn St.) vs Illinois (09/28/2024)
100	Woody Marks (Southern California) at Michigan (09/21/2024)
<b>Number of 100-Yard Rushing Performances</b>	
3	Jordan James, Oregon
3	Woody Marks, Southern California
2	Kaleb Johnson, Iowa
2	Kalel Mullings, Michigan
1	Tawee Walker, Wisconsin
1	Jonah Coleman, Washington
1	Darius Taylor, Minnesota
1	Kyle Monangai, Rutgers
1	Ryan Browne, Purdue
1	Roman Hemby, Maryland
1	Devin Mockobee, Purdue
1	Kaytron Allen, Penn St.
<b>500-Yard Passing Performances</b>	
<b>400-Yard Passing Performances</b>	
<b>300-Yard Passing Performances</b>	
391	Drew Allar (Penn St.) at Southern California (10/12/2024)
380	Kurtis Rourke (Indiana) at Northwestern (10/05/2024)
379	Luke Altmeyer (Illinois) vs Purdue (10/12/2024)
363	Aidan Chiles (Michigan St.) at Maryland (09/07/2024)
359	Braedyn Locke (Wisconsin) vs Purdue (10/05/2024)
359	Kurtis Rourke (Indiana) vs Maryland (09/28/2024)
341	Dillon Gabriel (Oregon) vs Ohio St. (10/12/2024)
326	Will Howard (Ohio St.) at Oregon (10/12/2024)
308	Miller Moss (Southern California) vs Wisconsin (09/28/2024)
307	Kurtis Rourke (Indiana) at UCLA (09/14/2024)
306	Will Rogers (Washington) at Rutgers (09/27/2024)
<b>Number of 300-Yard Passing Performances</b>	
3	Kurtis Rourke, Indiana
1	Drew Allar, Penn St.
1	Luke Altmeyer, Illinois
1	Aidan Chiles, Michigan St.
1	Braedyn Locke, Wisconsin
1	Dillon Gabriel, Oregon
1	Will Howard, Ohio St.



2024-25 Big Ten Football  
Conference Individual Game Highs  
In Conference games

1	Miller Moss, Southern California
1	Will Rogers, Washington
<b>200-Yard Receiving Performances</b>	
224	Tyler Warren (Penn St.) at Southern California (10/12/2024)
<b>100-Yard Receiving Performances</b>	
224	Tyler Warren (Penn St.) at Southern California (10/12/2024)
194	Nick Marsh (Michigan St.) at Maryland (09/07/2024)
152	Tai Felton (Maryland) vs Michigan St. (09/07/2024)
149	Evan Stewart (Oregon) vs Ohio St. (10/12/2024)
135	Elijah Sarratt (Indiana) at Northwestern (10/05/2024)
134	Trech Kekahuna (Wisconsin) vs Purdue (10/05/2024)
133	Max Klare (Purdue) at Illinois (10/12/2024)
128	Bryce Kirtz (Northwestern) vs Indiana (10/05/2024)
128	Elijah Sarratt (Indiana) vs Maryland (09/28/2024)
125	Denzel Boston (Washington) at Rutgers (09/27/2024)
123	Bryce Kirtz (Northwestern) at Maryland (10/11/2024)
121	Tez Johnson (Oregon) at UCLA (09/28/2024)
121	Denzel Boston (Washington) vs Northwestern (09/21/2024)
112	Daniel Jackson (Minnesota) vs Iowa (09/21/2024)
107	J.Michael Sturdivant (UCLA) vs Minnesota (10/12/2024)
107	Liam Clifford (Penn St.) vs UCLA (10/05/2024)
105	Ja'Kobi Lane (Southern California) vs Wisconsin (09/28/2024)
104	Pat Bryant (Illinois) vs Purdue (10/12/2024)
100	Jeremiah Smith (Ohio St.) at Oregon (10/12/2024)
<b>Number of 100-Yard Receiving Performances</b>	
2	Elijah Sarratt, Indiana
2	Bryce Kirtz, Northwestern
2	Denzel Boston, Washington
1	Tyler Warren, Penn St.
1	Nick Marsh, Michigan St.
1	Tai Felton, Maryland
1	Evan Stewart, Oregon
1	Trech Kekahuna, Wisconsin
1	Max Klare, Purdue
1	Tez Johnson, Oregon
1	Daniel Jackson, Minnesota
1	J.Michael Sturdivant, UCLA
1	Liam Clifford, Penn St.
1	Ja'Kobi Lane, Southern California
1	Pat Bryant, Illinois
1	Jeremiah Smith, Ohio St.



**2024-25 Big Ten Football  
Conference Statistical Ranking Comparison  
In Conference games**

Team	Offense				Defense			
	Rushing	Passing	Total Off.	Scoring	Rushing	Passing	Total Def.	Scoring
Illinois	12	9	9	6	13	11	10	14
Indiana	10	2	3	1	4	8	6	6
Iowa	4	17	15	10	10	9	8	6
Maryland	16	5	10	15	7	16	12	16
Michigan	2	18	16	11	2	14	9	9
Michigan St.	18	11	13	17	12	13	14	13
Minnesota	13	7	8	8	16	5	12	12
Nebraska	14	13	11	12	3	4	1	2
Northwestern	17	15	18	12	7	15	11	9
Ohio St.	6	6	6	4	6	7	5	1
Oregon	7	4	5	5	1	6	3	5
Penn St.	8	10	7	9	5	3	2	2
Purdue	11	14	14	14	14	17	18	18
Rutgers	9	16	17	18	15	10	15	8
Southern California	2	3	2	3	18	12	17	15
UCLA	15	12	12	16	9	18	16	17
Washington	5	1	1	7	17	1	7	11
Wisconsin	1	8	4	2	11	2	4	4

Team	Kick ret.	Punt ret.	Interceptions	Sacks	TFL	Turnover Mar.
Illinois	10	2	15	3	11	17
Indiana	18	7	15	5	7	15
Iowa	4	3	5	13	18	1
Maryland	7	9	4	8	3	4
Michigan	13	4	7	2	2	8
Michigan St.	12	18	10	18	11	16
Minnesota	3	1	14	7	7	4
Nebraska	11	16	9	3	4	1
Northwestern	1	6	11	9	10	1
Ohio St.	17	12	3	14	6	4
Oregon	15	9	15	6	9	7
Penn St.	9	14	7	1	1	8
Purdue	8	17	15	11	11	8
Rutgers	16	9	12	12	17	8
Southern California	14	15	1	17	11	14
UCLA	2	8	2	14	4	18
Washington	5	5	6	10	15	8
Wisconsin	6	12	13	14	15	8



**2024-25 Big Ten Football  
Individual Statistics  
In Conference games**

**RUSHING** (Minimum Games Played Pct. 75%, 10 Rushing Attempts/Game)

#	Player	G	Att.	Yds	Avg.	TD	Lg	Avg/g
1	Johnson, Kaleb - Iowa	3	57	458	8.04	6	53	152.67
2	James, Jordan - Oregon	3	67	384	5.73	3	41	128.00
3	Walker, Tawee - Wisc	3	55	347	6.31	8	55	115.67
4	Mullings, Kaleb - Mich	3	55	319	5.80	4	63	106.33
5	Marks, Woody - USC	4	72	408	5.67	1	65	102.00
6	Monangai, Kyle - RU	3	63	282	4.48	2	40	94.00
7	Coleman, Jonah - UW	4	58	375	6.47	2	39	93.75
8	Allen, Kaytron - PSU	3	55	236	4.29	3	14	78.67
9	Edwards, Donovan - Mich	3	37	203	5.49	2	41	67.67
10	Hemby, Roman - MD	3	36	194	5.39	1	75	64.67

**TOTAL OFFENSE** (Minimum Games Played Pct. 75%)

#	Player	G	Rush	Pass	Plays	Total	Yds/g
1	Rourke, Kurtis - IND	3	-4	1046	107	1042	347.33
2	Gabriel, Dillon - Oregon	3	77	876	117	953	317.67
3	Howard, Will - OSU	3	55	779	116	834	278.00
4	Altmyer, Luke - Illini	3	53	779	121	832	277.33
5	Edwards Jr., Billy - MD	3	-15	838	155	823	274.33
6	Allar, Drew - PSU	3	44	763	100	807	269.00
7	Locke, Braedyn - Wisc	3	6	779	88	785	261.67
8	Moss, Miller - USC	4	-23	1011	181	988	247.00
9	Rogers, Will - UW	4	-12	995	146	983	245.75
10	Chiles, Aidan - MSU	3	22	684	101	706	235.33

**PASSING AVG/GAME** (Minimum Games Played Pct. 75%)

#	Player	G	Comp-att-int	Yds	TD	Avg/g
1	Rourke, Kurtis - IND	3	72-99-2	1046	10	348.67
2	Gabriel, Dillon - Oregon	3	74-107-3	876	7	292.00
3	Edwards Jr., Billy - MD	3	80-126-2	838	5	279.33
4	Locke, Braedyn - Wisc	3	53-85-4	779	5	259.67
5	Altmyer, Luke - Illini	3	57-86-1	779	8	259.67
6	Howard, Will - OSU	3	70-91-2	779	8	259.67
7	Allar, Drew - PSU	3	62-88-3	763	3	254.33
8	Moss, Miller - USC	4	101-168-5	1011	9	252.75
9	Rogers, Will - UW	4	89-129-2	995	7	248.75
10	Raiola, Dylan - Nebr	3	54-89-2	688	4	229.33

**SCORING** (Minimum Games Played Pct. 75%)

#	Player	G	TD	FG	XPT	2XP	Pts	Pts/g
1	Walker, Tawee - Wisc	3	8	0	0	0	48	16.00
2	Johnson, Kaleb - Iowa	3	7	0	0	0	42	14.00
3	Egbuka, Emeka - OSU	3	5	0	0	0	30	10.00
4	Boston, Denzel - UW	4	6	0	0	0	36	9.00
5	Barker, Ryan - PSU	3	0	6	7	0	25	8.33
6	Mullings, Kaleb - Mich	3	4	0	0	0	24	8.00
7	Johnson, Tez - Oregon	3	4	0	0	0	24	8.00
8	Smith, Jeremiah - OSU	3	4	0	0	0	24	8.00
9	Stevens, Drew - Iowa	3	0	5	9	0	24	8.00
10	Lantz, Michael - USC	4	0	6	13	0	31	7.75

**PASS EFFICIENCY** (Minimum Games Played Pct. 75%, 15 Total Passes/Game)

#	Player	G	Comp-att-int	Yds	TD	Eff.
1	Rourke, Kurtis - IND	3	72-99-2	1046	10	190.77
2	Howard, Will - OSU	3	70-91-2	779	8	173.45
3	Altmyer, Luke - Illini	3	57-86-1	779	8	170.74
4	Gabriel, Dillon - Oregon	3	74-107-3	876	7	153.91
5	Chiles, Aidan - MSU	3	47-74-3	684	4	150.89
6	Locke, Braedyn - Wisc	3	53-85-4	779	5	149.34
7	Rogers, Will - UW	4	89-129-2	995	7	148.59
8	Allar, Drew - PSU	3	62-88-3	763	3	147.72
9	Raiola, Dylan - Nebr	3	54-89-2	688	4	135.95
10	Edwards Jr., Billy - MD	3	80-126-2	838	5	129.28

**SCORING (TDs)** (Minimum Games Played Pct. 75%, 1 Touchdowns)

#	Player	G	Run	Rec	Ret	Pts	Avg/g
1	Walker, Tawee - Wisc	3	8	0	0	48	16.00
2	Johnson, Kaleb - Iowa	3	6	1	0	42	14.00
3	Egbuka, Emeka - OSU	3	0	5	0	30	10.00
4	Boston, Denzel - UW	4	0	6	0	36	9.00
5	Johnson, Tez - Oregon	3	0	4	0	24	8.00
6	Smith, Jeremiah - OSU	3	1	3	0	24	8.00
7	Mullings, Kaleb - Mich	3	4	0	0	24	8.00
8	Ellison, Justice - IND	3	3	0	0	18	6.00
9	McCray, Josh - Illini	3	2	1	0	18	6.00
10	Warren, Tyler - PSU	3	1	2	0	18	6.00

**RECEPTIONS/GAME** (Minimum Games Played Pct. 75%)

#	Player	G	No.	Yds	TD	Lg	Yds/g	Rec/g
1	Johnson, Tez - Oregon	3	28	280	4	52	93.33	9.33
2	Egbuka, Emeka - OSU	3	26	260	5	33	86.67	8.67
3	Felton, Tai - MD	3	25	267	1	35	89.00	8.33
4	Warren, Tyler - PSU	3	24	287	2	34	95.67	8.00
5	Jackson, Daniel - MINN	4	30	295	1	28	73.75	7.50
6	Smith, Jeremiah - OSU	3	18	272	3	53	90.67	6.00
7	Sarratt, Elijah - IND	3	18	317	1	36	105.67	6.00
8	Prather, Kaden - MD	3	18	185	1	33	61.67	6.00
9	Jackson, Giles - UW	4	23	216	1	39	54.00	5.75
10	Boston, Denzel - UW	4	23	374	6	51	93.50	5.75

**SCORING (KICK)** (Minimum Games Played Pct. 75%)

#	Player	G	PAT	FG	Pts	Avg/g
1	Barker, Ryan - PSU	3	7-7	6-6	25	8.33
2	Stevens, Drew - Iowa	3	9-9	5-6	24	8.00
3	Lantz, Michael - USC	4	13-13	6-8	31	7.75
4	Radicic, Nicolas - IND	3	17-17	2-2	23	7.67
5	Olano, David - Illini	3	10-10	4-5	22	7.33
6	Fielding, Jayden - OSU	3	14-14	2-2	20	6.67
7	Vakos, Nathaniel - Wisc	3	16-16	1-2	19	6.33
8	Porath, Spencer - Purdue	3	4-4	5-6	19	6.33
9	Sappington, Atticus - Oregon	3	6-7	4-5	18	6.00
10	Gross, Grady - UW	4	8-8	5-12	23	5.75





2024-25 Big Ten Football  
Individual Statistics  
In Conference games

**RECEIVE YDS/GAME** (Minimum Games Played Pct. 75%)

#	Player	G	No.	Yds	TD	Long	Avg/c	Yds/g
1	Sarratt, Elijah - IND	3	18	317	1	36	17.61	105.67
2	Warren, Tyler - PSU	3	24	287	2	34	11.96	95.67
3	Marsh, Nick - MSU	3	13	282	1	77	21.69	94.00
4	Boston, Denzel - UW	4	23	374	6	51	16.26	93.50
5	Johnson, Tez - Oregon	3	28	280	4	52	10.00	93.33
6	Smith, Jeremiah - OSU	3	18	272	3	53	15.11	90.67
7	Felton, Tai - MD	3	25	267	1	35	10.68	89.00
8	Egbuka, Emeka - OSU	3	26	260	5	33	10.00	86.67
9	Kirtz, Bryce - NU	3	14	253	0	55	18.07	84.33
10	Jackson, Daniel - MINN	4	30	295	1	28	9.83	73.75

**PUNT RETURN AVG** (Minimum Games Played Pct. 75%)

#	Player	G	No.	Yds	TD	Long	Avg.
1	Beatty, Hank - Illini	3	4	84	0	37	21.00
2	Loya, Logan - UCLA	4	2	30	0	18	15.00
3	Perich, Koi - MINN	4	6	89	0	60	14.83

**KICK RETURN AVG** (Minimum Games Played Pct. 75%)

#	Player	G	No.	Yds	TD	Long	Avg.
1	Anthony II, Vinny - Wisc	3	2	92	0	74	46.00
2	Himon II, Joseph - NU	3	8	241	0	96	30.13
3	Whittington, Noah - Oregon	3	1	26	0	26	26.00

**ALL PURPOSE** (Minimum Games Played Pct. 75%)

#	Player	G	Rush	Rcv	PR	KR	Yds	Avg/g
1	Marks, Woody - USC	4	408	143	0	0	551	137.75
2	Johnson, Kaleb - Iowa	3	458	26	0	0	484	161.33
3	Coleman, Jonah - UW	4	375	59	0	0	434	108.50
4	Boston, Denzel - UW	4	0	374	48	0	422	105.50
5	James, Jordan - Oregon	3	384	25	0	0	409	136.33
6	Taylor, Darius - MINN	4	244	138	0	0	382	95.50
7	Walker, Tawee - Wisc	3	347	3	0	0	350	116.67
8	Mullings, Kalel - Mich	3	319	2	0	0	321	107.00
9	Sarratt, Elijah - IND	3	0	317	0	0	317	105.67
10	Anthony II, Vinny - Wisc	3	0	217	5	92	314	104.67

**PUNTING** (Minimum Games Played Pct. 75%, 3.6 Punts/Game)

#	Player	G	No.	Yds	Lg	I20	50+	TB	Avg.
1	Czaplicki, Eddie - USC	4	16	795	62	7	9	0	49.69
2	Dakin, Rhys - Iowa	3	12	583	61	7	6	1	48.58
3	Bertrams, Atticus - Wisc	3	13	614	74	7	4	2	47.23
4	Eckley, Ryan - MSU	3	14	653	61	1	7	1	46.64
5	Akers, Luke - NU	3	15	691	58	8	5	0	46.07
6	McFerson, Bryce - MD	3	14	644	63	7	6	1	46.00
7	Buschini, Brian - Nebr	3	11	505	69	4	4	1	45.91
8	Doman, Tommy - Mich	3	18	812	58	6	7	2	45.11
9	Richter, Brody - UCLA	4	16	705	52	6	2	0	44.06
10	Crimmins, Keelan - Purdue	3	15	655	58	1	2	0	43.67

**FIELD GOALS** (Minimum Games Played Pct. 75%)

#	Player	G	Made	Att.	Long	Pct.	Avg.
1	Barker, Ryan - PSU	3	6	6	40	100.00	2.00
2	Porath, Spencer - Purdue	3	5	6	45	83.33	1.67
3	Stevens, Drew - Iowa	3	5	6	51	83.33	1.67
4	Lantz, Michael - USC	4	6	8	54	75.00	1.50
5	Bhaghani, Mateen - UCLA	4	6	7	54	85.71	1.50
6	Sappington, Atticus - Oregon	3	4	5	42	80.00	1.33
7	Olano, David - Illini	3	4	5	49	80.00	1.33
8	Gross, Grady - UW	4	5	12	35	41.67	1.25
9	Kim, Jonathan - MSU	3	3	3	50	100.00	1.00



2024-25 Big Ten Football  
Individual Statistics  
In Conference games

**FIELD GOAL PCT** (Minimum Games Played Pct. 75%)

#	Player	G	Made	Att.	Long	Pct.
1	Radicic, Nicolas - IND	3	2	2	37	100.00
2	Akers, Luke - NU	3	3	3	43	100.00
3	Barker, Ryan - PSU	3	6	6	40	100.00
4	Kim, Jonathan - MSU	3	3	3	50	100.00
5	Zvada, Dominic - Mich	3	3	3	53	100.00
6	Fielding, Jayden - OSU	3	2	2	40	100.00
7	Bhaghani, Mateen - UCLA	4	6	7	54	85.71
8	Porath, Spencer - Purdue	3	5	6	45	83.33
9	Stevens, Drew - Iowa	3	5	6	51	83.33

**PAT KICKING PCT** (Minimum Games Played Pct. 75%)

#	Player	G	Made	Att.	Pct.
1	Lantz, Michael - USC	4	13	13	100.00
2	Kesich, Dragan - MINN	4	11	11	100.00
3	Akers, Luke - NU	3	4	4	100.00
4	Kim, Jonathan - MSU	3	5	5	100.00
5	Howes, Jack - MD	3	8	8	100.00
6	Fielding, Jayden - OSU	3	14	14	100.00
7	Gross, Grady - UW	4	8	8	100.00
8	Patel, Jai - RU	3	5	5	100.00
9	Stevens, Drew - Iowa	3	9	9	100.00



**2024-25 Big Ten Football  
Individual Statistics  
In Conference games**

**TACKLES (All positions)** (Minimum Games Played Pct. 75%)

#	Player	G	Pos	Solo	Ast	Total	Avg/g
1	Higgins, Jay - Iowa	3	LB	12	25	37	12.33
2	Schwesinger, Carson - UCLA	4	LB	27	16	43	10.75
3	Djabome, Dariel - RU	3	LB	15	17	32	10.67
4	Uihlein, Mac - NU	3	LB	22	6	28	9.33
5	Mascarenas-Arnold, Easton - USC	4	LB	21	15	36	9.00
6	Hausmann, Ernest - Mich	3	LB	20	6	26	8.67
7	Fisher, Aiden - IND	3	LB	13	13	26	8.67
8	Thieneman, Dillon - Purdue	3	DB	18	7	25	8.33
9	Lindenberg, Cody - MINN	4	LB	17	15	32	8.00
10	Jackson, Nick - Iowa	3	LB	8	14	22	7.33
11	Turner, Jordan - MSU	3	LB	12	10	22	7.33
12	Styles, Sonny - OSU	3	LB	11	11	22	7.33
13	Bruener, Carson - UW	4	LB	13	16	29	7.25
14	Mueller, Xander - NU	3	LB	12	9	21	7.00
15	Jenkins, Kydran - Purdue	3	LB	14	7	21	7.00
16	Arnold, Akili - USC	3	S	13	8	21	7.00
17	Rosiek, Dylan - Illini	3	LB	12	9	21	7.00
18	Thomas, Jaheim - Wisc	3	LB	9	11	20	6.67
19	Bailey, Matthew - Illini	3	DB	8	12	20	6.67
20	Scott, Miles - Illini	3	DB	15	5	20	6.67
21	Brown, Kerry - MINN	3	DB	10	9	19	6.33
22	Igbinosun, Desmond - RU	3	DB	6	13	19	6.33
23	Dixon, Flip - RU	3	DB	9	10	19	6.33
24	Spencer, Malik - MSU	3	S	12	7	19	6.33
25	King, Kobe - PSU	3	LB	11	8	19	6.33
26	Ponds, D'Angelo - IND	3	CB	13	6	19	6.33
27	Loyal, Shaquan - RU	3	DB	9	9	18	6.00
28	Simon, Cody - OSU	3	LB	10	8	18	6.00
29	Oladejo, Oluwafemi - UCLA	4	LB	12	12	24	6.00
30	Walker, Jailin - IND	3	LB	8	10	18	6.00
31	Cobb, Mason - USC	4	LB	8	16	24	6.00
32	Reed, Jaylen - PSU	3	S	12	5	17	5.67
33	Downs, Caleb - OSU	3	DB	11	6	17	5.67
34	Nwankpa, Xavier - Iowa	3	DB	9	8	17	5.67
35	Schulte, Quinn - Iowa	3	DB	7	10	17	5.67
36	Jacas, Gabe - Illini	3	LB	9	8	17	5.67
37	Hyppolite II, Ruben - MD	3	LB	5	12	17	5.67
38	Karlaftis, Yanni - Purdue	3	LB	11	6	17	5.67
39	Coleman, Seth - Illini	3	LB	10	7	17	5.67
40	Bullock, John - Nebr	3	LB	11	6	17	5.67
41	Striggow, Danny - MINN	4	DL	14	8	22	5.50
42	Turner, Devin - NU	3	DB	10	6	16	5.33
43	Lee, Deshaun - Iowa	3	DB	7	9	16	5.33
44	Barham, Jaishawn - Mich	3	LB	9	7	16	5.33
45	Johnson, Quinten - Mich	3	DB	10	6	16	5.33
46	Martinez, Nikai - MSU	3	DB	8	8	16	5.33
47	Wheatley, Zakee - PSU	3	S	9	7	16	5.33
48	Asbury II, Shawn - IND	3	DB	4	12	16	5.33
49	Medrano, Kain - UCLA	4	LB	17	4	21	5.25
50	Gbaylor, Mikai - Nebr	3	LB	6	9	15	5.00

**SACKS** (Minimum Games Played Pct. 75%)

#	Player	G	Pos	Solo	Ast	Total	Avg/g
1	Williams, James - Nebr	3	DL	4	0	4	1.33
2	Graham, Mason - Mich	3	DL	3	1	3.5	1.17
3	Carpenter, James - IND	3	DL	3	0	3	1.00
4	Wyatt, Kellan - MD	3	LB	3	0	3	1.00
5	Wheatland, Caleb - MD	3	LB	3	0	3	1.00
6	Carter, Abdul - PSU	3	LB	3	0	3	1.00
7	Uiagalelei, Matayo - Oregon	3	DE	2	1	2.5	0.83
8	Guy, T.J. - Mich	3	DE	2	1	2.5	0.83
9	Ward, Isaiah - UW	4	DE	3	0	3	0.75
10	Joyner, Jah - MINN	4	DL	3	0	3	0.75
11	Hubbard, Aidan - NU	3	DL	2	0	2	0.67
12	Bryant, Alec - Illini	3	LB	2	0	2	0.67
13	Jacas, Gabe - Illini	3	LB	2	0	2	0.67
14	Graves, Aaron - Iowa	3	DL	2	0	2	0.67
15	Kamara, Mikail - IND	3	DL	2	0	2	0.67
16	Robinson, Ty - Nebr	3	DL	2	0	2	0.67
17	Grant, Kenneth - Mich	3	DL	2	0	2	0.67
18	Melton, Mitchell - OSU	3	LB	1	1	1.5	0.50
19	Tuimoloau, JT - OSU	3	DL	1	1	1.5	0.50
20	Harmon, Derrick - Oregon	3	DL	1	1	1.5	0.50

**TACKLES FOR LOSS** (Minimum Games Played Pct. 75%, 1.25 Total

Tackles For Loss/Game)

#	Player	G	Pos	Solo	Ast	Total	Avg/g
1	Carter, Abdul - PSU	3	LB	5	4	7	2.33
2	Wyatt, Kellan - MD	3	LB	5	2	6	2.00
3	Wheatland, Caleb - MD	3	LB	4	1	4.5	1.50
4	Williams, James - Nebr	3	DL	4	0	4	1.33
5	Carpenter, James - IND	3	DL	4	0	4	1.33
6	Downs, Caleb - OSU	3	DB	4	0	4	1.33
7	Schwesinger, Carson - UCLA	4	LB	4	2	5	1.25



2024-25 Big Ten Football  
Individual Statistics  
In Conference games

**FUMBLES FORCED** (Minimum Games Played Pct. 75%)

#	Player	G	No.	Avg/g
1	Graves, Aaron - Iowa	3	2	0.67
2	Wyatt, Kellan - MD	3	2	0.67
3	Fuller, Quashon - MD	3	1	0.33
4	Hamilton, Ty - OSU	3	1	0.33
5	Higgins, Jay - Iowa	3	1	0.33
6	Metz, Greyson - NU	3	1	0.33
7	Ransom, Lathan - OSU	3	1	0.33
8	Wright, Ceyair - Nebr	3	1	0.33
9	Coleman, Seth - Illini	3	1	0.33
10	Rosiek, Dylan - Illini	3	1	0.33

**FUMBLES RECOVERED** (Minimum Games Played Pct. 75%)

#	Player	G	No.	Avg/g
1	Mueller, Xander - NU	3	1	0.33
2	Kamara, Mikail - IND	3	1	0.33
3	Pfeiffer, Cayson - Wisc	3	1	0.33
4	Simon, Cody - OSU	3	1	0.33
5	Barten, Ben - Wisc	3	1	0.33
6	Higgins, Jay - Iowa	3	1	0.33
7	Miller, Glendon - MD	3	1	0.33
8	Vilbert, Smith - PSU	3	1	0.33
9	Sawyer, Jack - OSU	3	1	0.33
10	Gbayor, Mikai - Nebr	3	1	0.33

**PASSES DEFENDED** (Minimum Games Played Pct. 75%)

#	Player	G	Brup	Int.	Total	Avg/g
1	Johnson, Theran - NU	3	6	0	6	2.00
2	Wright, Ceyair - Nebr	3	4	1	5	1.67
3	Loyal, Shaquan - RU	3	4	1	5	1.67
4	Breedlove, Kyndrich - Purdue	3	3	2	5	1.67
5	Ponds, D'Angelo - IND	3	4	0	4	1.33
6	Buford Jr., Marques - Nebr	3	3	1	4	1.33
7	Brantley, Charles - MSU	3	2	2	4	1.33
8	Hill, Jyaire - Mich	3	3	1	4	1.33
9	Fourqurean, Nyzier - Wisc	3	3	0	3	1.00
10	Simon, Cody - OSU	3	3	0	3	1.00
11	Thieneman, Dillon - Purdue	3	3	0	3	1.00
12	Zachman, Preston - Wisc	3	1	2	3	1.00
13	Wohler, Hunter - Wisc	3	3	0	3	1.00
14	Green, Nyland - Purdue	3	3	0	3	1.00
15	Harris, Jermari - Iowa	3	2	1	3	1.00
16	Joyner, Jah - MINN	4	3	0	3	0.75
17	Perich, Koi - MINN	4	0	3	3	0.75
18	Shaw, Jordan - UW	4	3	0	3	0.75
19	Ramsey, Kamari - USC	4	3	0	3	0.75
20	Bruener, Carson - UW	4	2	1	3	0.75

**INTERCEPTIONS** (Minimum Games Played Pct. 75%)

#	Player	G	No.	Yds	TD	Long	Avg/g
1	Perich, Koi - MINN	4	3	2	0	2	0.75
2	Zachman, Preston - Wisc	3	2	8	0	8	0.67
3	Brantley, Charles - MSU	3	2	1	0	1	0.67
4	Huskey, Jalen - MD	3	2	37	0	37	0.67
5	Breedlove, Kyndrich - Purdue	3	2	0	0	0	0.67
6	Miller, Glendon - MD	3	2	28	0	28	0.67
7	Schulte, Quinn - Iowa	3	1	15	0	15	0.33
8	Dixon, Flip - RU	3	1	23	0	23	0.33
9	Harris, Jermari - Iowa	3	1	32	0	32	0.33
10	Turner, Jordan - MSU	3	1	36	0	36	0.33



**2024-25 Big Ten Football  
Extended Individual Statistics  
In Conference games**

**TOTAL OFFENSE** (Minimum Games Played Pct. 75%)

#	Player	G	Rush	Pass	Plays	Total	Yds/g
1	Rourke, Kurtis - IND	3	-4	1046	107	1042	347.33
2	Gabriel, Dillon - Oregon	3	77	876	117	953	317.67
3	Howard, Will - OSU	3	55	779	116	834	278.00
4	Altmyer, Luke - Illini	3	53	779	121	832	277.33
5	Edwards Jr., Billy - MD	3	-15	838	155	823	274.33
6	Allar, Drew - PSU	3	44	763	100	807	269.00
7	Locke, Braedyn - Wisc	3	6	779	88	785	261.67
8	Moss, Miller - USC	4	-23	1011	181	988	247.00
9	Rogers, Will - UW	4	-12	995	146	983	245.75
10	Chiles, Aidan - MSU	3	22	684	101	706	235.33

**TOTAL OFFENSE AVG/PLAY** (Minimum Games Played Pct. 75%)

#	Player	G	Rush	Pass	Plays	Total	Yds/p
1	Merriweather, Jaheim - Purdue	3	35	0	1	35	11.67
2	Buschini, Brian - Nebr	3	0	30	1	30	10.00
3	Barney Jr., Jacory - Nebr	3	66	0	4	66	5.50
4	Smith, Jeremiah - OSU	3	33	0	2	33	5.50
5	Glover, Jaron - MSU	3	14	0	1	14	4.67
6	Neyor, Isaiah - Nebr	3	13	0	1	13	4.33
7	Yacamelli, Cade - Wisc	3	117	0	10	117	3.90
8	Bonner, Janiran - Nebr	3	11	0	1	11	3.67
9	Egbuka, Emeka - OSU	3	20	0	2	20	3.33
10	Rourke, Kurtis - IND	3	-4	1046	107	1042	3.25

**TOTAL OFFENSE PLAYS**

#	Player	G	Rush	Pass	Plays	Total	Yds/g
1	Moss, Miller - USC	4	-23	1011	181	988	247.00
2	Brosmer, Max - MINN	4	-11	829	158	818	204.50
3	Edwards Jr., Billy - MD	3	-15	838	155	823	274.33
4	Rogers, Will - UW	4	-12	995	146	983	245.75
5	Altmyer, Luke - Illini	3	53	779	121	832	277.33
6	Gabriel, Dillon - Oregon	3	77	876	117	953	317.67
7	Howard, Will - OSU	3	55	779	116	834	278.00
8	Lausch, Jack - NU	3	79	499	113	578	192.67
9	Kaliakmanis, Athan - RU	3	44	404	111	448	149.33
10	Rourke, Kurtis - IND	3	-4	1046	107	1042	347.33

**TOTAL OFFENSE YARDS**

#	Player	G	Rush	Pass	Plays	Total	Yds/g
1	Moss, Miller - USC	4	-23	1011	181	988	247.00
2	Brosmer, Max - MINN	4	-11	829	158	818	204.50
3	Edwards Jr., Billy - MD	3	-15	838	155	823	274.33
4	Rogers, Will - UW	4	-12	995	146	983	245.75
5	Altmyer, Luke - Illini	3	53	779	121	832	277.33
6	Gabriel, Dillon - Oregon	3	77	876	117	953	317.67
7	Howard, Will - OSU	3	55	779	116	834	278.00
8	Lausch, Jack - NU	3	79	499	113	578	192.67
9	Kaliakmanis, Athan - RU	3	44	404	111	448	149.33
10	Rourke, Kurtis - IND	3	-4	1046	107	1042	347.33

**ALL PURPOSE** (Minimum Games Played Pct. 75%)

#	Player	G	Rush	Rcv	PR	KR	Yds	Avg/g
1	Marks, Woody - USC	4	408	143	0	0	551	137.75
2	Johnson, Kaleb - Iowa	3	458	26	0	0	484	161.33
3	Coleman, Jonah - UW	4	375	59	0	0	434	108.50
4	Boston, Denzel - UW	4	0	374	48	0	422	105.50
5	James, Jordan - Oregon	3	384	25	0	0	409	136.33
6	Taylor, Darius - MINN	4	244	138	0	0	382	95.50
7	Walker, Tawee - Wisc	3	347	3	0	0	350	116.67
8	Mullings, Kalel - Mich	3	319	2	0	0	321	107.00
9	Sarratt, Elijah - IND	3	0	317	0	0	317	105.67
10	Anthony II, Vinny - Wisc	3	0	217	5	92	314	104.67

**SCORING** (Minimum Games Played Pct. 75%)

#	Player	G	TD	FG	XPT	2XP	Pts	Pts/g
1	Walker, Tawee - Wisc	3	8	0	0	0	48	16.00
2	Johnson, Kaleb - Iowa	3	7	0	0	0	42	14.00
3	Egbuka, Emeka - OSU	3	5	0	0	0	30	10.00
4	Boston, Denzel - UW	4	6	0	0	0	36	9.00
5	Barker, Ryan - PSU	3	0	6	7	0	25	8.33
6	Mullings, Kalel - Mich	3	4	0	0	0	24	8.00
7	Johnson, Tez - Oregon	3	4	0	0	0	24	8.00
8	Smith, Jeremiah - OSU	3	4	0	0	0	24	8.00
9	Stevens, Drew - Iowa	3	0	5	9	0	24	8.00
10	Lantz, Michael - USC	4	0	6	13	0	31	7.75

**SCORING (TDs)** (Minimum 1 Touchdowns)

#	Player	G	Run	Rec	Ret	Pts	Avg/g
1	Walker, Tawee - Wisc	3	8	0	0	48	16.00
2	Johnson, Kaleb - Iowa	3	6	1	0	42	14.00
3	Egbuka, Emeka - OSU	3	0	5	0	30	10.00
4	Boston, Denzel - UW	4	0	6	0	36	9.00
5	Johnson, Tez - Oregon	3	0	4	0	24	8.00
6	Smith, Jeremiah - OSU	3	1	3	0	24	8.00
7	Mullings, Kalel - Mich	3	4	0	0	24	8.00
8	Ellison, Justice - IND	3	3	0	0	18	6.00
9	Porter, Cam - NU	2	2	0	0	12	6.00
10	Green, Elijah - IND	1	1	0	0	6	6.00

**SCORING (KICK)** (Minimum Games Played Pct. 75%)

#	Player	G	PAT	FG	Pts	Avg/g
1	Barker, Ryan - PSU	3	7-7	6-6	25	8.33
2	Stevens, Drew - Iowa	3	9-9	5-6	24	8.00
3	Lantz, Michael - USC	4	13-13	6-8	31	7.75
4	Radicic, Nicolas - IND	3	17-17	2-2	23	7.67
5	Olando, David - Illini	3	10-10	4-5	22	7.33
6	Fielding, Jayden - OSU	3	14-14	2-2	20	6.67
7	Vakos, Nathaniel - Wisc	3	16-16	1-2	19	6.33
8	Porath, Spencer - Purdue	3	4-4	5-6	19	6.33
9	Sappington, Atticus - Oregon	3	6-7	4-5	18	6.00
10	Gross, Grady - UW	4	8-8	5-12	23	5.75



**2024-25 Big Ten Football  
Extended Individual Statistics  
In Conference games**

**TOTAL OFFENSE TDS**

#	Player	G	Rush	Pass	Total
1	Howard, Will - OSU	3	55	779	11
2	Rourke, Kurtis - IND	3	-4	1046	10
3	Moss, Miller - USC	4	-23	1011	10
4	Gabriel, Dillon - Oregon	3	77	876	9
5	Altmyer, Luke - Illini	3	53	779	9
6	Walker, Tawee - Wisc	3	347	0	8
7	Brosmer, Max - MINN	4	-11	829	8
8	Rogers, Will - UW	4	-12	995	7
9	Edwards Jr., Billy - MD	3	-15	838	7
10	Locke, Braedyn - Wisc	3	6	779	6

**RUSHING** (Minimum 10 Rushing Attempts/Game, Games Played Pct. 75%)

#	Player	G	Att.	Yds	Avg.	TD	Lg	Avg/g
1	Johnson, Kaleb - Iowa	3	57	458	8.04	6	53	152.67
2	James, Jordan - Oregon	3	67	384	5.73	3	41	128.00
3	Walker, Tawee - Wisc	3	55	347	6.31	8	55	115.67
4	Mullings, Kael - Mich	3	55	319	5.80	4	63	106.33
5	Marks, Woody - USC	4	72	408	5.67	1	65	102.00
6	Monangai, Kyle - RU	3	63	282	4.48	2	40	94.00
7	Coleman, Jonah - UW	4	58	375	6.47	2	39	93.75
8	Allen, Kaytron - PSU	3	55	236	4.29	3	14	78.67
9	Edwards, Donovan - Mich	3	37	203	5.49	2	41	67.67
10	Hemby, Roman - MD	3	36	194	5.39	1	75	64.67

**YARDS PER RUSH** (Minimum 10 Rushing Attempts/Game, Games Played Pct. 75%)

#	Player	G	Att.	Yds	Avg.	TD	Lg	Avg/g
1	Johnson, Kaleb - Iowa	3	57	458	8.04	6	53	152.67
2	Coleman, Jonah - UW	4	58	375	6.47	2	39	93.75
3	Walker, Tawee - Wisc	3	55	347	6.31	8	55	115.67
4	Mullings, Kael - Mich	3	55	319	5.80	4	63	106.33
5	James, Jordan - Oregon	3	67	384	5.73	3	41	128.00
6	Marks, Woody - USC	4	72	408	5.67	1	65	102.00
7	Edwards, Donovan - Mich	3	37	203	5.49	2	41	67.67
8	Hemby, Roman - MD	3	36	194	5.39	1	75	64.67
9	Mockobee, Devin - Purdue	3	35	188	5.37	1	34	62.67
10	Ellison, Justice - IND	3	36	166	4.61	3	19	55.33

**RUSH ATTEMPTS** (Minimum 10 Rushing Attempts/Game)

#	Player	G	Att.	Yds	Avg.	TD	Lg	Avg/g
1	Marks, Woody - USC	4	72	408	5.67	1	65	102.00
2	James, Jordan - Oregon	3	67	384	5.73	3	41	128.00
3	Taylor, Darius - MINN	4	64	244	3.81	3	40	61.00
4	Monangai, Kyle - RU	3	63	282	4.48	2	40	94.00
5	Coleman, Jonah - UW	4	58	375	6.47	2	39	93.75
6	Johnson, Kaleb - Iowa	3	57	458	8.04	6	53	152.67
7	Mullings, Kael - Mich	3	55	319	5.80	4	63	106.33
8	Walker, Tawee - Wisc	3	55	347	6.31	8	55	115.67
9	Allen, Kaytron - PSU	3	55	236	4.29	3	14	78.67
10	Dowdell, Dante - Nebr	3	43	150	3.49	2	14	50.00

**RUSH YARDS** (Minimum 10 Rushing Attempts/Game)

#	Player	G	Att.	Yds	Avg.	TD	Lg	Avg/g
1	Johnson, Kaleb - Iowa	3	57	458	8.04	6	53	152.67
2	Marks, Woody - USC	4	72	408	5.67	1	65	102.00
3	James, Jordan - Oregon	3	67	384	5.73	3	41	128.00
4	Coleman, Jonah - UW	4	58	375	6.47	2	39	93.75
5	Walker, Tawee - Wisc	3	55	347	6.31	8	55	115.67
6	Mullings, Kael - Mich	3	55	319	5.80	4	63	106.33
7	Monangai, Kyle - RU	3	63	282	4.48	2	40	94.00
8	Taylor, Darius - MINN	4	64	244	3.81	3	40	61.00
9	Allen, Kaytron - PSU	3	55	236	4.29	3	14	78.67
10	Edwards, Donovan - Mich	3	37	203	5.49	2	41	67.67

**RUSHING TDS** (Minimum 10 Rushing Attempts/Game)

#	Player	G	Att.	Yds	Avg.	TD	Lg	Avg/g
1	Walker, Tawee - Wisc	3	55	347	6.31	8	55	115.67
2	Johnson, Kaleb - Iowa	3	57	458	8.04	6	53	152.67
3	Mullings, Kael - Mich	3	55	319	5.80	4	63	106.33
4	James, Jordan - Oregon	3	67	384	5.73	3	41	128.00
5	Allen, Kaytron - PSU	3	55	236	4.29	3	14	78.67
6	Taylor, Darius - MINN	4	64	244	3.81	3	40	61.00
7	Ellison, Justice - IND	3	36	166	4.61	3	19	55.33
8	Lawton, Ty Son - IND	3	39	178	4.56	2	22	59.33
9	Edwards, Donovan - Mich	3	37	203	5.49	2	41	67.67
10	Coleman, Jonah - UW	4	58	375	6.47	2	39	93.75

**PASSING Avg/GAME** (Minimum Games Played Pct. 75%)

#	Player	G	Comp-att-int	Yds	TD	Avg/g
1	Rourke, Kurtis - IND	3	72-99-2	1046	10	348.67
2	Gabriel, Dillon - Oregon	3	74-107-3	876	7	292.00
3	Edwards Jr., Billy - MD	3	80-126-2	838	5	279.33
4	Locke, Braedyn - Wisc	3	53-85-4	779	5	259.67
5	Altmyer, Luke - Illini	3	57-86-1	779	8	259.67
6	Howard, Will - OSU	3	70-91-2	779	8	259.67
7	Allar, Drew - PSU	3	62-88-3	763	3	254.33
8	Moss, Miller - USC	4	101-168-5	1011	9	252.75
9	Rogers, Will - UW	4	89-129-2	995	7	248.75
10	Raiola, Dylan - Nebr	3	54-89-2	688	4	229.33

**PASSING YARDS**

#	Player	G	Comp-att-int	Yds	TD	Avg/g
1	Rourke, Kurtis - IND	3	72-99-2	1046	10	348.67
2	Moss, Miller - USC	4	101-168-5	1011	9	252.75
3	Rogers, Will - UW	4	89-129-2	995	7	248.75
4	Gabriel, Dillon - Oregon	3	74-107-3	876	7	292.00
5	Edwards Jr., Billy - MD	3	80-126-2	838	5	279.33
6	Brosmer, Max - MINN	4	90-133-3	829	5	207.25
7	Howard, Will - OSU	3	70-91-2	779	8	259.67
8	Locke, Braedyn - Wisc	3	53-85-4	779	5	259.67
9	Altmyer, Luke - Illini	3	57-86-1	779	8	259.67
10	Allar, Drew - PSU	3	62-88-3	763	3	254.33



**2024-25 Big Ten Football  
Extended Individual Statistics  
In Conference games**

**PASS EFFICIENCY** (Minimum 15 Total Passes/Game, Games Played Pct. 75%)

#	Player	G	Comp-att-int	Yds	TD	Eff
1	Rourke, Kurtis - IND	3	72-99-2	1046	10	190.77
2	Howard, Will - OSU	3	70-91-2	779	8	173.45
3	Altmyer, Luke - Illini	3	57-86-1	779	8	170.74
4	Gabriel, Dillon - Oregon	3	74-107-3	876	7	153.91
5	Chiles, Aidan - MSU	3	47-74-3	684	4	150.89
6	Locke, Braedyn - Wisc	3	53-85-4	779	5	149.34
7	Rogers, Will - UW	4	89-129-2	995	7	148.59
8	Allar, Drew - PSU	3	62-88-3	763	3	147.72
9	Raiola, Dylan - Nebr	3	54-89-2	688	4	135.95
10	Edwards Jr., Billy - MD	3	80-126-2	838	5	129.28

**PASS YDS/COMP.** (Minimum 15 Total Passes/Game, Games Played Pct. 75%)

#	Player	G	Comp-att-int	Yds	TD	Avg/c
1	Locke, Braedyn - Wisc	3	53-85-4	779	5	14.70
2	Chiles, Aidan - MSU	3	47-74-3	684	4	14.55
3	Rourke, Kurtis - IND	3	72-99-2	1046	10	14.53
4	Altmyer, Luke - Illini	3	57-86-1	779	8	13.67
5	Raiola, Dylan - Nebr	3	54-89-2	688	4	12.74
6	Allar, Drew - PSU	3	62-88-3	763	3	12.31
7	Lausch, Jack - NU	3	41-83-2	499	2	12.17
8	Gabriel, Dillon - Oregon	3	74-107-3	876	7	11.84
9	Rogers, Will - UW	4	89-129-2	995	7	11.18
10	Howard, Will - OSU	3	70-91-2	779	8	11.13

**PASS YDS/ATT** (Minimum 15 Total Passes/Game, Games Played Pct. 75%)

#	Player	G	Comp-att-int	Yds	TD	Avg/a
1	Rourke, Kurtis - IND	3	72-99-2	1046	10	10.57
2	Chiles, Aidan - MSU	3	47-74-3	684	4	9.24
3	Locke, Braedyn - Wisc	3	53-85-4	779	5	9.16
4	Altmyer, Luke - Illini	3	57-86-1	779	8	9.06
5	Allar, Drew - PSU	3	62-88-3	763	3	8.67
6	Howard, Will - OSU	3	70-91-2	779	8	8.56
7	Gabriel, Dillon - Oregon	3	74-107-3	876	7	8.19
8	Raiola, Dylan - Nebr	3	54-89-2	688	4	7.73
9	Rogers, Will - UW	4	89-129-2	995	7	7.71
10	Garbers, Ethan - UCLA	3	51-79-6	548	1	6.94

**PASS COMP. PCT** (Minimum 15 Total Passes/Game, Games Played Pct. 75%)

#	Player	G	Comp-att-int	Yds	TD	Pct.
1	Howard, Will - OSU	3	70-91-2	779	8	76.92
2	Rourke, Kurtis - IND	3	72-99-2	1046	10	72.73
3	Allar, Drew - PSU	3	62-88-3	763	3	70.45
4	Gabriel, Dillon - Oregon	3	74-107-3	876	7	69.16
5	Rogers, Will - UW	4	89-129-2	995	7	68.99
6	Brosmer, Max - MINN	4	90-133-3	829	5	67.67
7	Altmyer, Luke - Illini	3	57-86-1	779	8	66.28
8	Garbers, Ethan - UCLA	3	51-79-6	548	1	64.56
9	Chiles, Aidan - MSU	3	47-74-3	684	4	63.51
10	Edwards Jr., Billy - MD	3	80-126-2	838	5	63.49

**PASS ATTEMPTS**

#	Player	G	Comp-att-int	Yds	TD	Avg/g
1	Moss, Miller - USC	4	101-168-5	1011	9	252.75
2	Brosmer, Max - MINN	4	90-133-3	829	5	207.25
3	Rogers, Will - UW	4	89-129-2	995	7	248.75
4	Edwards Jr., Billy - MD	3	80-126-2	838	5	279.33
5	Gabriel, Dillon - Oregon	3	74-107-3	876	7	292.00
6	Rourke, Kurtis - IND	3	72-99-2	1046	10	348.67
7	Kaliakmanis, Athan - RU	3	41-93-3	404	2	134.67
8	Howard, Will - OSU	3	70-91-2	779	8	259.67
9	Raiola, Dylan - Nebr	3	54-89-2	688	4	229.33
10	Allar, Drew - PSU	3	62-88-3	763	3	254.33

**PASS COMPLETIONS**

#	Player	G	Comp-att-int	Yds	TD	Avg/g
1	Moss, Miller - USC	4	101-168-5	1011	9	252.75
2	Brosmer, Max - MINN	4	90-133-3	829	5	207.25
3	Rogers, Will - UW	4	89-129-2	995	7	248.75
4	Edwards Jr., Billy - MD	3	80-126-2	838	5	279.33
5	Gabriel, Dillon - Oregon	3	74-107-3	876	7	292.00
6	Rourke, Kurtis - IND	3	72-99-2	1046	10	348.67
7	Howard, Will - OSU	3	70-91-2	779	8	259.67
8	Allar, Drew - PSU	3	62-88-3	763	3	254.33
9	Altmyer, Luke - Illini	3	57-86-1	779	8	259.67
10	Raiola, Dylan - Nebr	3	54-89-2	688	4	229.33

**PASSING TDS**

#	Player	G	Comp-att-int	Yds	TD	Avg/g
1	Rourke, Kurtis - IND	3	72-99-2	1046	10	348.67
2	Moss, Miller - USC	4	101-168-5	1011	9	252.75
3	Altmyer, Luke - Illini	3	57-86-1	779	8	259.67
4	Howard, Will - OSU	3	70-91-2	779	8	259.67
5	Rogers, Will - UW	4	89-129-2	995	7	248.75
6	Gabriel, Dillon - Oregon	3	74-107-3	876	7	292.00
7	Brosmer, Max - MINN	4	90-133-3	829	5	207.25
8	Locke, Braedyn - Wisc	3	53-85-4	779	5	259.67
9	Edwards Jr., Billy - MD	3	80-126-2	838	5	279.33
10	Chiles, Aidan - MSU	3	47-74-3	684	4	228.00

**PASS INTERCEPTIONS**

#	Player	G	Comp-att-int	Yds	TD	Avg/g
1	Garbers, Ethan - UCLA	3	51-79-6	548	1	182.67
2	Moss, Miller - USC	4	101-168-5	1011	9	252.75
3	Locke, Braedyn - Wisc	3	53-85-4	779	5	259.67
4	Chiles, Aidan - MSU	3	47-74-3	684	4	228.00
5	Brosmer, Max - MINN	4	90-133-3	829	5	207.25
6	Kaliakmanis, Athan - RU	3	41-93-3	404	2	134.67
7	Allar, Drew - PSU	3	62-88-3	763	3	254.33
8	Gabriel, Dillon - Oregon	3	74-107-3	876	7	292.00
9	Rogers, Will - UW	4	89-129-2	995	7	248.75
10	Rourke, Kurtis - IND	3	72-99-2	1046	10	348.67



**2024-25 Big Ten Football  
Extended Individual Statistics  
In Conference games**

**RECEPTIONS/GAME** (Minimum Games Played Pct. 75%)

#	Player	G	No.	Yds	TD	Lg	Yds/g	Rec/g
1	Johnson, Tez - Oregon	3	28	280	4	52	93.33	9.33
2	Egbuka, Emeka - OSU	3	26	260	5	33	86.67	8.67
3	Felton, Tai - MD	3	25	267	1	35	89.00	8.33
4	Warren, Tyler - PSU	3	24	287	2	34	95.67	8.00
5	Jackson, Daniel - MINN	4	30	295	1	28	73.75	7.50
6	Smith, Jeremiah - OSU	3	18	272	3	53	90.67	6.00
7	Sarratt, Elijah - IND	3	18	317	1	36	105.67	6.00
8	Prather, Kaden - MD	3	18	185	1	33	61.67	6.00
9	Jackson, Giles - UW	4	23	216	1	39	54.00	5.75
10	Boston, Denzel - UW	4	23	374	6	51	93.50	5.75

**RECEIVE YDS/GAME** (Minimum Games Played Pct. 75%)

#	Player	G	No.	Yds	TD	Long	Avg/c	Yds/g
1	Sarratt, Elijah - IND	3	18	317	1	36	17.61	105.67
2	Warren, Tyler - PSU	3	24	287	2	34	11.96	95.67
3	Marsh, Nick - MSU	3	13	282	1	77	21.69	94.00
4	Boston, Denzel - UW	4	23	374	6	51	16.26	93.50
5	Johnson, Tez - Oregon	3	28	280	4	52	10.00	93.33
6	Smith, Jeremiah - OSU	3	18	272	3	53	15.11	90.67
7	Felton, Tai - MD	3	25	267	1	35	10.68	89.00
8	Egbuka, Emeka - OSU	3	26	260	5	33	10.00	86.67
9	Kirtz, Bryce - NU	3	14	253	0	55	18.07	84.33
10	Jackson, Daniel - MINN	4	30	295	1	28	9.83	73.75

**RECEPTIONS**

#	Player	G	No.	Yds	TD	Long	Avg/c	Yds/g
1	Jackson, Daniel - MINN	4	30	295	1	28	9.83	73.75
2	Johnson, Tez - Oregon	3	28	280	4	52	10.00	93.33
3	Egbuka, Emeka - OSU	3	26	260	5	33	10.00	86.67
4	Felton, Tai - MD	3	25	267	1	35	10.68	89.00
5	Warren, Tyler - PSU	3	24	287	2	34	11.96	95.67
6	Boston, Denzel - UW	4	23	374	6	51	16.26	93.50
7	Jackson, Giles - UW	4	23	216	1	39	9.39	54.00
8	Taylor, Darius - MINN	4	20	138	1	22	6.90	34.50
9	Latu, Keleki - UW	4	19	152	0	16	8.00	38.00
10	Sarratt, Elijah - IND	3	18	317	1	36	17.61	105.67

**PUNTING** (Minimum 3.6 Punts/Game, Games Played Pct. 75%)

#	Player	G	No.	Yds	Lg	I20	50+	TB	Avg.
1	Czaplicki, Eddie - USC	4	16	795	62	7	9	0	49.69
2	Dakin, Rhys - Iowa	3	12	583	61	7	6	1	48.58
3	Bertrams, Atticus - Wisc	3	13	614	74	7	4	2	47.23
4	Eckley, Ryan - MSU	3	14	653	61	1	7	1	46.64
5	Akers, Luke - NU	3	15	691	58	8	5	0	46.07
6	McFerson, Bryce - MD	3	14	644	63	7	6	1	46.00
7	Buschini, Brian - Nebr	3	11	505	69	4	4	1	45.91
8	Doman, Tommy - Mich	3	18	812	58	6	7	2	45.11
9	Richter, Brody - UCLA	4	16	705	52	6	2	0	44.06
10	Crimmins, Keelan - Purdue	3	15	655	58	1	2	0	43.67

**RECEPTION TDS**

#	Player	G	No.	Yds	TD	Long	Avg/c	Yds/g
1	Boston, Denzel - UW	4	23	374	6	51	16.26	93.50
2	Egbuka, Emeka - OSU	3	26	260	5	33	10.00	86.67
3	Johnson, Tez - Oregon	3	28	280	4	52	10.00	93.33
4	Smith, Jeremiah - OSU	3	18	272	3	53	15.11	90.67
5	Lane, Ja'Kobi - USC	4	18	186	3	32	10.33	46.50
6	Robinson, Duce - USC	4	9	123	3	32	13.67	30.75
7	Williams, Ke'Shawn - IND	3	8	125	3	52	15.63	41.67
8	Bryant, Pat - Illini	3	12	217	3	32	18.08	72.33
9	Spencer, Elijah - MINN	4	12	121	2	19	10.08	30.25
10	Neyor, Isaiah - Nebr	3	5	104	2	44	20.80	34.67

**YARDS PER CATCH** (Minimum 2 Receptions/Game, Games Played Pct. 75%)

#	Player	G	No.	Yds	TD	Long	Avg/c	Yds/g
1	Anthony II, Vinny - Wisc	3	7	217	2	63	31.00	72.33
2	Ferguson, Terrance - Oregon	3	7	162	0	62	23.14	54.00
3	Marsh, Nick - MSU	3	13	282	1	77	21.69	94.00
4	Cooper Jr., Omar - IND	3	10	188	2	27	18.80	62.67
5	Klare, Max - Purdue	3	11	199	0	62	18.09	66.33
6	Bryant, Pat - Illini	3	12	217	3	32	18.08	72.33
7	Kirtz, Bryce - NU	3	14	253	0	55	18.07	84.33
8	Clifford, Liam - PSU	3	8	142	0	57	17.75	47.33
9	Beatty, Hank - Illini	3	6	106	0	28	17.67	35.33
10	Sarratt, Elijah - IND	3	18	317	1	36	17.61	105.67

**RECEPTION YARDS**

#	Player	G	No.	Yds	TD	Long	Avg/c	Yds/g
1	Boston, Denzel - UW	4	23	374	6	51	16.26	93.50
2	Sarratt, Elijah - IND	3	18	317	1	36	17.61	105.67
3	Jackson, Daniel - MINN	4	30	295	1	28	9.83	73.75
4	Warren, Tyler - PSU	3	24	287	2	34	11.96	95.67
5	Marsh, Nick - MSU	3	13	282	1	77	21.69	94.00
6	Johnson, Tez - Oregon	3	28	280	4	52	10.00	93.33
7	Smith, Jeremiah - OSU	3	18	272	3	53	15.11	90.67
8	Felton, Tai - MD	3	25	267	1	35	10.68	89.00
9	Egbuka, Emeka - OSU	3	26	260	5	33	10.00	86.67
10	Kirtz, Bryce - NU	3	14	253	0	55	18.07	84.33

**PATS KICKS MADE**

#	Player	G	Made	Att.	Pct.
1	Radicic, Nicolas - IND	3	17	17	100.00
2	Vakos, Nathaniel - Wisc	3	16	16	100.00
3	Fielding, Jayden - OSU	3	14	14	100.00
4	Lantz, Michael - USC	4	13	13	100.00
5	Kesich, Dragan - MINN	4	11	11	100.00
6	Olano, David - Illini	3	10	10	100.00
7	Stevens, Drew - Iowa	3	9	9	100.00
8	Hohl, John - Nebr	3	9	9	100.00
9	Zvada, Dominic - Mich	3	8	9	88.89
10	Gross, Grady - UW	4	8	8	100.00





## 2024-25 Big Ten Football Extended Individual Statistics In Conference games

### NUMBER OF PUNTS

#	Player	G	No.	Yds	Lg	120	50+	TB	Avg.
1	Anderson, Jakob - RU	3	20	860	61	6	3	3	43.00
2	Crawford, Mark - MINN	4	20	848	56	7	2	0	42.40
3	Doman, Tommy - Mich	3	18	812	58	6	7	2	45.11
4	Richter, Brody - UCLA	4	16	705	52	6	2	0	44.06
5	Czaplicki, Eddie - USC	4	16	795	62	7	9	0	49.69
6	Akers, Luke - NU	3	15	691	58	8	5	0	46.07
7	Crimmins, Keelan - Purdue	3	15	655	58	1	2	0	43.67
8	McFerson, Bryce - MD	3	14	644	63	7	6	1	46.00
9	Eckley, Ryan - MSU	3	14	653	61	1	7	1	46.64
10	Bertrams, Atticus - Wisc	3	13	614	74	7	4	2	47.23

### YARDS PUNTED

#	Player	G	No.	Yds	Lg	120	50+	TB	Avg.
1	Anderson, Jakob - RU	3	20	860	61	6	3	3	43.00
2	Crawford, Mark - MINN	4	20	848	56	7	2	0	42.40
3	Doman, Tommy - Mich	3	18	812	58	6	7	2	45.11
4	Czaplicki, Eddie - USC	4	16	795	62	7	9	0	49.69
5	Richter, Brody - UCLA	4	16	705	52	6	2	0	44.06
6	Akers, Luke - NU	3	15	691	58	8	5	0	46.07
7	Crimmins, Keelan - Purdue	3	15	655	58	1	2	0	43.67
8	Eckley, Ryan - MSU	3	14	653	61	1	7	1	46.64
9	McFerson, Bryce - MD	3	14	644	63	7	6	1	46.00
10	Bertrams, Atticus - Wisc	3	13	614	74	7	4	2	47.23

### PAT KICKING PCT (Minimum Games Played Pct. 75%)

#	Player	G	Made	Att.	Pct.
1	Patel, Jai - RU	3	5	5	100.00
2	Kesich, Dragan - MINN	4	11	11	100.00
3	Akers, Luke - NU	3	4	4	100.00
4	Lantz, Michael - USC	4	13	13	100.00
5	Howes, Jack - MD	3	8	8	100.00
6	Fielding, Jayden - OSU	3	14	14	100.00
7	Gross, Grady - UW	4	8	8	100.00
8	Stevens, Drew - Iowa	3	9	9	100.00
9	Vakos, Nathaniel - Wisc	3	16	16	100.00
10	Kim, Jonathan - MSU	3	5	5	100.00

### PAT KICKING ATTEMPTS

#	Player	G	Made	Att.	Pct.
1	Radicic, Nicolas - IND	3	17	17	100.00
2	Vakos, Nathaniel - Wisc	3	16	16	100.00
3	Fielding, Jayden - OSU	3	14	14	100.00
4	Lantz, Michael - USC	4	13	13	100.00
5	Kesich, Dragan - MINN	4	11	11	100.00
6	Olano, David - Illini	3	10	10	100.00
7	Stevens, Drew - Iowa	3	9	9	100.00
8	Zvada, Dominic - Mich	3	8	9	88.89
9	Hohl, John - Nebr	3	9	9	100.00
10	Gross, Grady - UW	4	8	8	100.00

### PUNT RETURN AVG (Minimum Games Played Pct. 75%)

#	Player	G	No.	Yds	TD	Long	Avg/g
1	Beatty, Hank - Illini	3	4	84	0	37	21.00
2	Loya, Logan - UCLA	4	2	30	0	18	15.00
3	Perich, Koi - MINN	4	6	89	0	60	14.83

### FIELD GOALS (Minimum Games Played Pct. 75%)

#	Player	G	Made	Att.	Long	Pct.	FG/G.
1	Barker, Ryan - PSU	3	6	6	40	100.00	2.00
2	Stevens, Drew - Iowa	3	5	6	51	83.33	1.67
3	Porath, Spencer - Purdue	3	5	6	45	83.33	1.67
4	Bhaghani, Mateen - UCLA	4	6	7	54	85.71	1.50
5	Lantz, Michael - USC	4	6	8	54	75.00	1.50
6	Sappington, Atticus - Oregon	3	4	5	42	80.00	1.33
7	Olano, David - Illini	3	4	5	49	80.00	1.33
8	Gross, Grady - UW	4	5	12	35	41.67	1.25
9	Kim, Jonathan - MSU	3	3	3	50	100.00	1.00
10	Zvada, Dominic - Mich	3	3	3	53	100.00	1.00

### FIELD GOAL PCT (Minimum Games Played Pct. 75%)

#	Player	G	Made	Att.	Long	Pct.
1	Zvada, Dominic - Mich	3	3	3	53	100.00
2	Akers, Luke - NU	3	3	3	43	100.00
3	Barker, Ryan - PSU	3	6	6	40	100.00
4	Radicic, Nicolas - IND	3	2	2	37	100.00
5	Kim, Jonathan - MSU	3	3	3	50	100.00
6	Fielding, Jayden - OSU	3	2	2	40	100.00
7	Bhaghani, Mateen - UCLA	4	6	7	54	85.71
8	Porath, Spencer - Purdue	3	5	6	45	83.33
9	Stevens, Drew - Iowa	3	5	6	51	83.33
10	Olano, David - Illini	3	4	5	49	80.00

### FIELD GOALS ATTEMPTED

#	Player	G	Made	Att.	Long	Pct.
1	Gross, Grady - UW	4	5	12	35	41.67
2	Lantz, Michael - USC	4	6	8	54	75.00
3	Bhaghani, Mateen - UCLA	4	6	7	54	85.71
4	Stevens, Drew - Iowa	3	5	6	51	83.33
5	Barker, Ryan - PSU	3	6	6	40	100.00
6	Porath, Spencer - Purdue	3	5	6	45	83.33
7	Olano, David - Illini	3	4	5	49	80.00
8	Hohl, John - Nebr	3	1	5	21	20.00
9	Sappington, Atticus - Oregon	3	4	5	42	80.00
10	Howes, Jack - MD	3	2	4	45	50.00

### FIELD GOALS MADE

#	Player	G	Made	Att.	Long	Pct.
1	Barker, Ryan - PSU	3	6	6	40	100.00
2	Lantz, Michael - USC	4	6	8	54	75.00
3	Bhaghani, Mateen - UCLA	4	6	7	54	85.71
4	Porath, Spencer - Purdue	3	5	6	45	83.33
5	Stevens, Drew - Iowa	3	5	6	51	83.33
6	Gross, Grady - UW	4	5	12	35	41.67
7	Sappington, Atticus - Oregon	3	4	5	42	80.00
8	Olano, David - Illini	3	4	5	49	80.00
9	Akers, Luke - NU	3	3	3	43	100.00
10	Kim, Jonathan - MSU	3	3	3	50	100.00

### KICK RETURN AVG (Minimum Games Played Pct. 75%)

#	Player	G	No.	Yds	TD	Long	Avg/g
1	Anthony II, Vinny - Wisc	3	2	92	0	74	46.00
2	Himon II, Joseph - NU	3	8	241	0	96	30.13
3	Whittington, Noah - Oregon	3	1	26	0	26	26.00



**2024-25 Big Ten Football  
Extended Individual Statistics  
In Conference games**

**PUNT RETURNS** (Minimum 1.2 Punt Returns/Game)

#	Player	G	No.	Yds	TD	Long	Avg/g
1	Perich, Koi - MINN	4	6	89	0	60	14.83
2	Boston, Denzel - UW	4	6	48	0	25	8.00
3	Wetjen, Kaden - Iowa	3	5	69	0	37	13.80
4	Branch, Zachariah - USC	4	5	11	0	8	2.20
5	Johnson, Tez - Oregon	3	4	27	0	12	6.75
6	Beatty, Hank - Illini	3	4	84	0	37	21.00
7	Tracy, Zion - PSU	3	4	12	0	9	3.00
8	Price, Myles - IND	3	4	37	0	20	9.25
9	Morgan, Semaj - Mich	2	3	34	0	19	11.33
10	Henry, Tyrell - Wisc	2	3	17	0	9	5.67

**PUNT RETURN YARDS**

#	Player	G	No.	Yds	TD	Long	Avg/g
1	Perich, Koi - MINN	4	6	89	0	60	14.83
2	Beatty, Hank - Illini	3	4	84	0	37	21.00
3	Wetjen, Kaden - Iowa	3	5	69	0	37	13.80
4	Boston, Denzel - UW	4	6	48	0	25	8.00
5	Henning, A.J. - NU	3	3	39	0	19	13.00
6	Price, Myles - IND	3	4	37	0	20	9.25
7	Morgan, Semaj - Mich	2	3	34	0	19	11.33
8	Loya, Logan - UCLA	4	2	30	0	18	15.00
9	Johnson, Tez - Oregon	3	4	27	0	12	6.75
10	Inniss, Brandon - OSU	3	3	22	0	10	7.33

**PUNT RETURN TDS**

#	Player	G	No.	Yds	TD	Long	Avg/g

**INTERCEPTIONS** (Minimum Games Played Pct. 75%)

#	Player	G	No.	Yds	TD	Long	Avg/g
1	Perich, Koi - MINN	4	3	2	0	2	0.75
2	Zachman, Preston - Wisc	3	2	8	0	8	0.67
3	Brantley, Charles - MSU	3	2	1	0	1	0.67
4	Huskey, Jalen - MD	3	2	37	0	37	0.67
5	Breedlove, Kyndrich - Purdue	3	2	0	0	0	0.67
6	Miller, Glendon - MD	3	2	28	0	28	0.67
7	Schulte, Quinn - Iowa	3	1	15	0	15	0.33
8	Dixon, Flip - RU	3	1	23	0	23	0.33
9	Harris, Jermari - Iowa	3	1	32	0	32	0.33
10	Turner, Jordan - MSU	3	1	36	0	36	0.33

**INTERCEPTION RET YARDS**

#	Player	G	No.	Yds	TD	Long	Yds/i
1	Addison, Bryan - UCLA	4	1	96	1	96	96.00
2	Cobb, Mason - USC	4	1	55	1	55	55.00
3	Igbinosun, Davison - OSU	3	1	45	0	45	45.00
4	Johnson, Will - Mich	2	1	42	1	42	42.00
5	Stephens II, Desman - USC	4	1	42	0	42	42.00
6	Huskey, Jalen - MD	3	2	37	0	37	18.50
7	Turner, Jordan - MSU	3	1	36	0	36	36.00
8	Bullock, John - Nebr	3	1	35	1	35	35.00
9	Robinson, Duce - USC	4	1	35	0	35	35.00
10	Walters, Damon - NU	2	1	33	0	33	33.00

**KICK RETURNS** (Minimum 1.2 Total Kick Returns/Game)

#	Player	G	No.	Yds	TD	Long	Avg/g
1	Himon II, Joseph - NU	3	8	241	0	96	30.13
2	Perich, Koi - MINN	4	8	145	0	21	18.13
3	Jones, Keegan - UCLA	4	8	160	0	24	20.00
4	Reynolds, Keith - UW	4	6	129	0	28	21.50
5	Wetjen, Kaden - Iowa	3	6	135	0	26	22.50
6	Wilcher, Kenari - Illini	3	4	68	0	24	17.00
7	Jackson, Elijah - Purdue	3	4	51	0	16	12.75

**KICK RETURN YARDS**

#	Player	G	No.	Yds	TD	Long	Avg/g
1	Himon II, Joseph - NU	3	8	241	0	96	30.13
2	Jones, Keegan - UCLA	4	8	160	0	24	20.00
3	Perich, Koi - MINN	4	8	145	0	21	18.13
4	Wetjen, Kaden - Iowa	3	6	135	0	26	22.50
5	Reynolds, Keith - UW	4	6	129	0	28	21.50
6	Anthony II, Vinny - Wisc	3	2	92	0	74	46.00
7	Wilcher, Kenari - Illini	3	4	68	0	24	17.00
8	Jackson, Elijah - Purdue	3	4	51	0	16	12.75
9	Wisloski, Braeden - MD	3	2	43	0	33	21.50
10	Singleton, Nicholas - PSU	2	2	42	0	22	21.00

**KICK RETURN TDS**

#	Player	G	No.	Yds	TD	Long	Avg/g

**INTERCEPTION RETURNS**

#	Player	G	No.	Yds	TD	Long	Yds/i
1	Perich, Koi - MINN	4	3	2	0	2	0.67
2	Miller, Glendon - MD	3	2	28	0	28	14.00
3	Brantley, Charles - MSU	3	2	1	0	1	0.50
4	Breedlove, Kyndrich - Purdue	3	2	0	0	0	0.00
5	Huskey, Jalen - MD	3	2	37	0	37	18.50
6	Zachman, Preston - Wisc	3	2	8	0	8	4.00
7	Bruener, Carson - UW	4	1	24	0	24	24.00
8	Cobb, Mason - USC	4	1	55	1	55	55.00
9	Schulte, Quinn - Iowa	3	1	15	0	15	15.00
10	Addison, Bryan - UCLA	4	1	96	1	96	96.00

**INTERCEPTION RETURN TDS**

#	Player	G	No.	Yds	TD	Long	Yds/i
1	Cobb, Mason - USC	4	1	55	1	55	55.00
2	Bullock, John - Nebr	3	1	35	1	35	35.00
3	Johnson, Will - Mich	2	1	42	1	42	42.00
4	Addison, Bryan - UCLA	4	1	96	1	96	96.00



**2024-25 Big Ten Football  
Extended Individual Statistics  
In Conference games**

**TACKLES (All positions)** (Minimum Games Played Pct. 75%)

#	Player	G	Pos	Solo	Ast	Total	Avg/g
1	Higgins, Jay - Iowa	3	LB	12	25	37	12.33
2	Schwesinger, Carson - UCLA	4	LB	27	16	43	10.75
3	Djabome, Dariel - RU	3	LB	15	17	32	10.67
4	Uihlein, Mac - NU	3	LB	22	6	28	9.33
5	Mascarenas-Arnold, Easton - USC	4	LB	21	15	36	9.00
6	Hausmann, Ernest - Mich	3	LB	20	6	26	8.67
7	Fisher, Aiden - IND	3	LB	13	13	26	8.67
8	Thieneman, Dillon - Purdue	3	DB	18	7	25	8.33
9	Lindenberg, Cody - MINN	4	LB	17	15	32	8.00
10	Jackson, Nick - Iowa	3	LB	8	14	22	7.33
11	Turner, Jordan - MSU	3	LB	12	10	22	7.33
12	Styles, Sonny - OSU	3	LB	11	11	22	7.33
13	Bruener, Carson - UW	4	LB	13	16	29	7.25
14	Mueller, Xander - NU	3	LB	12	9	21	7.00
15	Jenkins, Kydran - Purdue	3	LB	14	7	21	7.00
16	Arnold, Akili - USC	3	S	13	8	21	7.00
17	Rosiek, Dylan - Illini	3	LB	12	9	21	7.00
18	Thomas, Jaheim - Wisc	3	LB	9	11	20	6.67
19	Bailey, Matthew - Illini	3	DB	8	12	20	6.67
20	Scott, Miles - Illini	3	DB	15	5	20	6.67
21	Brown, Kerry - MINN	3	DB	10	9	19	6.33
22	Igbinosun, Desmond - RU	3	DB	6	13	19	6.33
23	Dixon, Flip - RU	3	DB	9	10	19	6.33
24	Spencer, Malik - MSU	3	S	12	7	19	6.33
25	King, Kobe - PSU	3	LB	11	8	19	6.33
26	Ponds, D'Angelo - IND	3	CB	13	6	19	6.33
27	Loyal, Shaquan - RU	3	DB	9	9	18	6.00
28	Simon, Cody - OSU	3	LB	10	8	18	6.00
29	Oladejo, Oluwafemi - UCLA	4	LB	12	12	24	6.00
30	Walker, Jailin - IND	3	LB	8	10	18	6.00
31	Cobb, Mason - USC	4	LB	8	16	24	6.00
32	Reed, Jaylen - PSU	3	S	12	5	17	5.67
33	Downs, Caleb - OSU	3	DB	11	6	17	5.67
34	Nwankpa, Xavier - Iowa	3	DB	9	8	17	5.67
35	Schulte, Quinn - Iowa	3	DB	7	10	17	5.67
36	Jacas, Gabe - Illini	3	LB	9	8	17	5.67
37	Hyppolite II, Ruben - MD	3	LB	5	12	17	5.67
38	Karlaftis, Yanni - Purdue	3	LB	11	6	17	5.67
39	Coleman, Seth - Illini	3	LB	10	7	17	5.67
40	Bullock, John - Nebr	3	LB	11	6	17	5.67
41	Striggow, Danny - MINN	4	DL	14	8	22	5.50
42	Turner, Devin - NU	3	DB	10	6	16	5.33
43	Lee, Deshaun - Iowa	3	DB	7	9	16	5.33
44	Barham, Jaishawn - Mich	3	LB	9	7	16	5.33
45	Johnson, Quinten - Mich	3	DB	10	6	16	5.33
46	Martinez, Nikai - MSU	3	DB	8	8	16	5.33
47	Wheatley, Zakee - PSU	3	S	9	7	16	5.33
48	Asbury II, Shawn - IND	3	DB	4	12	16	5.33
49	Medrano, Kain - UCLA	4	LB	17	4	21	5.25
50	Gbaylor, Mikai - Nebr	3	LB	6	9	15	5.00

**SACKS** (Minimum Games Played Pct. 75%)

#	Player	G	Pos	Solo	Ast	Total	Avg/g
1	Williams, James - Nebr	3	DL	4	0	4	1.33
2	Graham, Mason - Mich	3	DL	3	1	3.5	1.17
3	Wyatt, Kellan - MD	3	LB	3	0	3	1.00
4	Wheatland, Caleb - MD	3	LB	3	0	3	1.00
5	Carpenter, James - IND	3	DL	3	0	3	1.00
6	Carter, Abdul - PSU	3	LB	3	0	3	1.00
7	Uiagalelei, Matayo - Oregon	3	DE	2	1	2.5	0.83
8	Guy, T.J. - Mich	3	DE	2	1	2.5	0.83
9	Ward, Isaiah - UW	4	DE	3	0	3	0.75
10	Joyner, Jah - MINN	4	DL	3	0	3	0.75

**TACKLES FOR LOSS** (Minimum 1.25 Total Tackles For Loss/Game, Games Played Pct. 75%)

#	Player	G	Pos	Solo	Ast	Total	Avg/g
1	Carter, Abdul - PSU	3	LB	5	4	7	2.33
2	Wyatt, Kellan - MD	3	LB	5	2	6	2.00
3	Wheatland, Caleb - MD	3	LB	4	1	4.5	1.50
4	Williams, James - Nebr	3	DL	4	0	4	1.33
5	Carpenter, James - IND	3	DL	4	0	4	1.33
6	Downs, Caleb - OSU	3	DB	4	0	4	1.33
7	Schwesinger, Carson - UCLA	4	LB	4	2	5	1.25

**FUMBLES FORCED** (Minimum Games Played Pct. 75%)

#	Player	G	No.	Avg/g
1	Graves, Aaron - Iowa	3	2	0.67
2	Wyatt, Kellan - MD	3	2	0.67
3	Fuller, Quashon - MD	3	1	0.33
4	Hamilton, Ty - OSU	3	1	0.33
5	Higgins, Jay - Iowa	3	1	0.33
6	Metz, Greyson - NU	3	1	0.33
7	Ransom, Lathan - OSU	3	1	0.33
8	Wright, Ceyair - Nebr	3	1	0.33
9	Coleman, Seth - Illini	3	1	0.33
10	Rosiek, Dylan - Illini	3	1	0.33

**FUMBLES RECOVERED** (Minimum Games Played Pct. 75%)

#	Player	G	No.	Avg/g
1	Mueller, Xander - NU	3	1	0.33
2	Kamara, Mikail - IND	3	1	0.33
3	Pfeiffer, Cayson - Wisc	3	1	0.33
4	Simon, Cody - OSU	3	1	0.33
5	Barten, Ben - Wisc	3	1	0.33
6	Higgins, Jay - Iowa	3	1	0.33
7	Miller, Glendon - MD	3	1	0.33
8	Vilbert, Smith - PSU	3	1	0.33
9	Sawyer, Jack - OSU	3	1	0.33
10	Gbaylor, Mikai - Nebr	3	1	0.33

**PASSES DEFENDED** (Minimum Games Played Pct. 75%)

#	Player	G	Brup	Int.	Total	Avg/g
1	Johnson, Theran - NU	3	6	0	6	2.00
2	Breedlove, Kyndrich - Purdue	3	3	2	5	1.67
3	Wright, Ceyair - Nebr	3	4	1	5	1.67
4	Loyal, Shaquan - RU	3	4	1	5	1.67
5	Hill, Jyaire - Mich	3	3	1	4	1.33
6	Buford Jr., Marques - Nebr	3	3	1	4	1.33
7	Ponds, D'Angelo - IND	3	4	0	4	1.33
8	Brantley, Charles - MSU	3	2	2	4	1.33
9	Simon, Cody - OSU	3	3	0	3	1.00
10	Wohler, Hunter - Wisc	3	3	0	3	1.00



**2024-25 Big Ten Football  
Extended Team Leaders  
In Conference games**

**SCORING OFFENSE**

Team	G	TD	FG	XPT	2XP	DXP	Saf	Pts	Avg/G
Indiana	3	17	2	17	0	0	0	125	41.67
Wisconsin	3	16	1	16	0	0	0	115	38.33
Ohio St.	3	14	2	14	0	0	0	104	34.67
Oregon	3	12	5	8	1	0	0	97	32.33
Illinois	3	11	4	10	0	0	0	88	29.33
Southern California	4	13	6	13	0	0	0	109	27.25
Penn St.	3	9	6	9	0	0	0	81	27
Iowa	3	9	5	9	0	0	0	78	26
Michigan	3	9	3	8	0	0	0	71	23.67
Northwestern	3	7	5	7	0	0	1	66	22
Nebraska	3	9	1	9	0	0	0	66	22
Purdue	3	7	5	4	2	0	0	65	21.67
Washington	4	10	5	8	1	0	0	85	21.25
Minnesota	4	11	2	11	0	0	0	83	20.75
Maryland	3	8	2	8	0	0	0	62	20.67
Michigan St.	3	5	3	5	0	0	0	44	14.67
UCLA	4	5	6	4	1	0	0	54	13.5
Rutgers	3	5	0	5	0	0	0	35	11.67

**TOTAL DEFENSE**

Team	G	Rush	Pass	Plays	Yards	Avg/P	TD	Avg/G
Washington	4	637	389	223	1026	4.6	9	256.5
Nebraska	3	294	575	191	869	4.55	6	289.67
Penn St.	3	316	572	174	888	5.1	5	296
Oregon	3	247	642	168	889	5.29	5	296.33
Wisconsin	3	428	528	197	956	4.85	5	318.67
Minnesota	4	636	641	253	1277	5.05	11	319.25
Ohio St.	3	318	650	163	968	5.94	6	322.67
Indiana	3	301	674	181	975	5.39	8	325
UCLA	4	402	1015	255	1417	5.56	16	354.25
Iowa	3	409	684	203	1093	5.38	9	364.33
Michigan	3	248	856	207	1104	5.33	9	368
Southern California	4	707	781	243	1488	6.12	12	372
Illinois	3	526	729	191	1255	6.57	11	418.33
Northwestern	3	352	923	222	1275	5.74	9	425
Maryland	3	352	925	196	1277	6.52	12	425.67
Michigan St.	3	484	815	211	1299	6.16	12	433
Rutgers	3	613	718	211	1331	6.31	10	443.67
Purdue	3	566	997	205	1563	7.62	16	521

**SCORING DEFENSE**

Team	G	TD	FG	XPT	2XP	DXP	Saf	Pts	Avg/G
Ohio St.	3	6	2	4	0	0	0	46	15.33
Penn St.	3	5	4	4	1	0	0	48	16
Nebraska	3	6	2	6	0	0	0	48	16
Wisconsin	3	6	3	6	0	0	0	51	17
Oregon	3	6	4	6	0	0	0	54	18
Washington	4	9	6	9	0	0	1	83	20.75
Iowa	3	9	1	8	0	0	0	65	21.67
Indiana	3	8	3	8	0	0	0	65	21.67
Minnesota	4	11	5	11	0	0	0	92	23
Rutgers	3	10	1	9	1	0	0	74	24.67
Northwestern	3	9	4	9	0	0	0	75	25
Michigan	3	9	4	9	0	0	0	75	25
Southern California	4	13	5	12	0	0	0	105	26.25
UCLA	4	16	4	14	1	0	0	124	31
Michigan St.	3	12	3	12	0	0	0	93	31
Illinois	3	12	3	9	2	0	0	94	31.33
Maryland	3	13	5	13	0	0	0	106	35.33
Purdue	3	17	4	16	0	0	0	130	43.33

**TOTAL OFFENSE PLAYS**

Team	G	Rush	Pass	Plays	Yards	Avg/P	TD	Avg/G
Washington	4	592	1142	283	1734	6.13	10	433.5
Southern California	4	619	1011	279	1630	5.84	12	407.5
Minnesota	4	351	829	244	1180	4.84	11	295
Maryland	3	257	838	221	1095	4.95	8	365
UCLA	4	272	727	219	999	4.56	4	249.75
Oregon	3	521	883	214	1404	6.56	12	468
Ohio St.	3	529	833	208	1362	6.55	14	454
Indiana	3	423	1046	205	1469	7.17	17	489.67
Wisconsin	3	643	781	199	1424	7.16	16	474.67
Nebraska	3	306	718	197	1024	5.2	8	341.33
Illinois	3	377	779	196	1156	5.9	11	385.33
Penn St.	3	442	772	194	1214	6.26	9	404.67
Rutgers	3	430	404	193	834	4.32	5	278
Michigan	3	619	231	181	850	4.7	8	283.33
Michigan St.	3	227	753	171	980	5.73	5	326.67
Northwestern	3	232	499	165	731	4.43	6	243.67
Iowa	3	608	280	163	888	5.45	9	296
Purdue	3	388	588	162	976	6.02	6	325.33



**2024-25 Big Ten Football  
Extended Team Leaders  
In Conference games**

**TOUCHDOWNS SCORED**

Team	G	TD	FG	XPT	2XP	DXP	Saf	Pts	Avg/G
Indiana	3	17	2	17	0	0	0	125	41.67
Wisconsin	3	16	1	16	0	0	0	115	38.33
Ohio St.	3	14	2	14	0	0	0	104	34.67
Southern California	4	13	6	13	0	0	0	109	27.25
Oregon	3	12	5	8	1	0	0	97	32.33
Minnesota	4	11	2	11	0	0	0	83	20.75
Illinois	3	11	4	10	0	0	0	88	29.33
Washington	4	10	5	8	1	0	0	85	21.25
Penn St.	3	9	6	9	0	0	0	81	27
Nebraska	3	9	1	9	0	0	0	66	22
Michigan	3	9	3	8	0	0	0	71	23.67
Iowa	3	9	5	9	0	0	0	78	26
Maryland	3	8	2	8	0	0	0	62	20.67
Purdue	3	7	5	4	2	0	0	65	21.67
Northwestern	3	7	5	7	0	0	1	66	22
UCLA	4	5	6	4	1	0	0	54	13.5
Rutgers	3	5	0	5	0	0	0	35	11.67
Michigan St.	3	5	3	5	0	0	0	44	14.67

**TOTAL OFFENSE YARDS**

Team	G	Rush	Pass	Plays	Yards	Avg/P	TD	Avg/G
Washington	4	592	1142	283	1734	6.13	10	433.5
Southern California	4	619	1011	279	1630	5.84	12	407.5
Indiana	3	423	1046	205	1469	7.17	17	489.67
Wisconsin	3	643	781	199	1424	7.16	16	474.67
Oregon	3	521	883	214	1404	6.56	12	468
Ohio St.	3	529	833	208	1362	6.55	14	454
Penn St.	3	442	772	194	1214	6.26	9	404.67
Minnesota	4	351	829	244	1180	4.84	11	295
Illinois	3	377	779	196	1156	5.9	11	385.33
Maryland	3	257	838	221	1095	4.95	8	365
Nebraska	3	306	718	197	1024	5.2	8	341.33
UCLA	4	272	727	219	999	4.56	4	249.75
Michigan St.	3	227	753	171	980	5.73	5	326.67
Purdue	3	388	588	162	976	6.02	6	325.33
Iowa	3	608	280	163	888	5.45	9	296
Michigan	3	619	231	181	850	4.7	8	283.33
Rutgers	3	430	404	193	834	4.32	5	278
Northwestern	3	232	499	165	731	4.43	6	243.67

**PTS SCORED KICKING**

Team	G	TD	FG	XPT	2XP	DXP	Saf	Pts	Avg/G
Indiana	3	17	2	17	0	0	0	125	41.67
Wisconsin	3	16	1	16	0	0	0	115	38.33
Southern California	4	13	6	13	0	0	0	109	27.25
Ohio St.	3	14	2	14	0	0	0	104	34.67
Oregon	3	12	5	8	1	0	0	97	32.33
Illinois	3	11	4	10	0	0	0	88	29.33
Washington	4	10	5	8	1	0	0	85	21.25
Minnesota	4	11	2	11	0	0	0	83	20.75
Penn St.	3	9	6	9	0	0	0	81	27
Iowa	3	9	5	9	0	0	0	78	26
Michigan	3	9	3	8	0	0	0	71	23.67
Northwestern	3	7	5	7	0	0	1	66	22
Nebraska	3	9	1	9	0	0	0	66	22
Purdue	3	7	5	4	2	0	0	65	21.67
Maryland	3	8	2	8	0	0	0	62	20.67
UCLA	4	5	6	4	1	0	0	54	13.5
Michigan St.	3	5	3	5	0	0	0	44	14.67
Rutgers	3	5	0	5	0	0	0	35	11.67

**TOTAL OFF. AVG/PLAY**

Team	G	Rush	Pass	Plays	Yards	Avg/P	TD	Avg/G
Indiana	3	423	1046	205	1469	7.17	17	489.67
Wisconsin	3	643	781	199	1424	7.16	16	474.67
Oregon	3	521	883	214	1404	6.56	12	468
Ohio St.	3	529	833	208	1362	6.55	14	454
Penn St.	3	442	772	194	1214	6.26	9	404.67
Washington	4	592	1142	283	1734	6.13	10	433.5
Purdue	3	388	588	162	976	6.02	6	325.33
Illinois	3	377	779	196	1156	5.9	11	385.33
Southern California	4	619	1011	279	1630	5.84	12	407.5
Michigan St.	3	227	753	171	980	5.73	5	326.67
Iowa	3	608	280	163	888	5.45	9	296
Nebraska	3	306	718	197	1024	5.2	8	341.33
Maryland	3	257	838	221	1095	4.95	8	365
Minnesota	4	351	829	244	1180	4.84	11	295
Michigan	3	619	231	181	850	4.7	8	283.33
UCLA	4	272	727	219	999	4.56	4	249.75
Northwestern	3	232	499	165	731	4.43	6	243.67
Rutgers	3	430	404	193	834	4.32	5	278



**2024-25 Big Ten Football  
Extended Team Leaders  
In Conference games**

**TOTAL OFFENSE**

Team	G	Rush	Pass	Plays	Yards	Avg/P	TD	Avg/G
Indiana	3	423	1046	205	1469	7.17	17	489.67
Wisconsin	3	643	781	199	1424	7.16	16	474.67
Oregon	3	521	883	214	1404	6.56	12	468
Ohio St.	3	529	833	208	1362	6.55	14	454
Washington	4	592	1142	283	1734	6.13	10	433.5
Southern California	4	619	1011	279	1630	5.84	12	407.5
Penn St.	3	442	772	194	1214	6.26	9	404.67
Illinois	3	377	779	196	1156	5.9	11	385.33
Maryland	3	257	838	221	1095	4.95	8	365
Nebraska	3	306	718	197	1024	5.2	8	341.33
Michigan St.	3	227	753	171	980	5.73	5	326.67
Purdue	3	388	588	162	976	6.02	6	325.33
Iowa	3	608	280	163	888	5.45	9	296
Minnesota	4	351	829	244	1180	4.84	11	295
Michigan	3	619	231	181	850	4.7	8	283.33
Rutgers	3	430	404	193	834	4.32	5	278
UCLA	4	272	727	219	999	4.56	4	249.75
Northwestern	3	232	499	165	731	4.43	6	243.67

**TOTAL OFFENSE TDS**

Team	G	Rush	Pass	Plays	Yards	Avg/P	TD	Avg/G
Indiana	3	423	1046	205	1469	7.17	17	489.67
Wisconsin	3	643	781	199	1424	7.16	16	474.67
Ohio St.	3	529	833	208	1362	6.55	14	454
Southern California	4	619	1011	279	1630	5.84	12	407.5
Oregon	3	521	883	214	1404	6.56	12	468
Minnesota	4	351	829	244	1180	4.84	11	295
Illinois	3	377	779	196	1156	5.9	11	385.33
Washington	4	592	1142	283	1734	6.13	10	433.5
Penn St.	3	442	772	194	1214	6.26	9	404.67
Iowa	3	608	280	163	888	5.45	9	296
Nebraska	3	306	718	197	1024	5.2	8	341.33
Michigan	3	619	231	181	850	4.7	8	283.33
Maryland	3	257	838	221	1095	4.95	8	365
Purdue	3	388	588	162	976	6.02	6	325.33
Northwestern	3	232	499	165	731	4.43	6	243.67
Rutgers	3	430	404	193	834	4.32	5	278
Michigan St.	3	227	753	171	980	5.73	5	326.67
UCLA	4	272	727	219	999	4.56	4	249.75

**RUSHING OFFENSE**

Team	G	Att	Yards	Avg/A	Long	TD	Avg/G
Wisconsin	3	113	643	5.69	55	11	214.33
Michigan	3	126	619	4.91	63	6	206.33
Iowa	3	109	608	5.58	53	7	202.67
Ohio St.	3	108	529	4.9	53	5	176.33
Oregon	3	104	521	5.01	41	5	173.67
Southern California	4	110	619	5.63	75	3	154.75
Washington	4	133	592	4.45	39	2	148
Penn St.	3	105	442	4.21	19	6	147.33
Rutgers	3	100	430	4.3	40	3	143.33
Indiana	3	106	423	3.99	22	7	141
Purdue	3	89	388	4.36	35	2	129.33
Illinois	3	110	377	3.43	37	3	125.67
Nebraska	3	107	306	2.86	31	4	102
Minnesota	4	110	351	3.19	40	6	87.75
Maryland	3	94	257	2.73	75	3	85.67
Northwestern	3	82	232	2.83	35	4	77.33
Michigan St.	3	86	227	2.64	30	1	75.67
UCLA	4	105	272	2.59	22	2	68

**RUSHING TDS**

Team	G	Att	Yards	Avg/A	Long	TD	Avg/G
Wisconsin	3	113	643	5.69	55	11	214.33
Iowa	3	109	608	5.58	53	7	202.67
Indiana	3	106	423	3.99	22	7	141
Penn St.	3	105	442	4.21	19	6	147.33
Minnesota	4	110	351	3.19	40	6	87.75
Michigan	3	126	619	4.91	63	6	206.33
Oregon	3	104	521	5.01	41	5	173.67
Ohio St.	3	108	529	4.9	53	5	176.33
Northwestern	3	82	232	2.83	35	4	77.33
Nebraska	3	107	306	2.86	31	4	102
Southern California	4	110	619	5.63	75	3	154.75
Rutgers	3	100	430	4.3	40	3	143.33
Maryland	3	94	257	2.73	75	3	85.67
Illinois	3	110	377	3.43	37	3	125.67
Washington	4	133	592	4.45	39	2	148
UCLA	4	105	272	2.59	22	2	68
Purdue	3	89	388	4.36	35	2	129.33
Michigan St.	3	86	227	2.64	30	1	75.67



**2024-25 Big Ten Football  
Extended Team Leaders  
In Conference games**

**RUSHING DEFENSE**

Team	G	Att	Yards	Avg/A	Long	TD	Avg/G
Oregon	3	87	247	2.84	53	3	82.33
Michigan	3	81	248	3.06	65	3	82.67
Nebraska	3	102	294	2.88	21	0	98
Indiana	3	78	301	3.86	75	3	100.33
UCLA	4	119	402	3.38	16	6	100.5
Penn St.	3	85	316	3.72	75	1	105.33
Ohio St.	3	83	318	3.83	30	3	106
Northwestern	3	107	352	3.29	22	4	117.33
Maryland	3	107	352	3.29	30	6	117.33
Iowa	3	91	409	4.49	31	1	136.33
Wisconsin	3	98	428	4.37	35	2	142.67
Minnesota	4	142	636	4.48	40	8	159
Washington	4	133	637	4.79	53	5	159.25
Michigan St.	3	103	484	4.7	41	5	161.33
Illinois	3	109	526	4.83	34	5	175.33
Southern California	4	142	707	4.98	63	9	176.75
Purdue	3	112	566	5.05	47	9	188.67
Rutgers	3	118	613	5.19	55	7	204.33

**PASS EFFICIENCY**

Team	G	Comp-Att-Int	Pct.	Yds	Avg/G	TD	Effic
Indiana	3	72 - 99 - 2	72.73	1046	348.67	10	190.77
Illinois	3	57 - 86 - 1	66.28	779	259.67	8	170.74
Ohio St.	3	75 - 100 - 2	75.00	833	277.67	9	170.67
Oregon	3	75 - 110 - 3	68.18	883	294.33	7	151.16
Washington	4	106 - 150 - 2	70.67	1142	285.50	8	149.55
Wisconsin	3	54 - 86 - 4	62.79	781	260.33	5	148.96
Purdue	3	48 - 73 - 1	65.75	588	196.00	4	148.76
Penn St.	3	63 - 89 - 3	70.79	772	257.33	3	148.03
Michigan St.	3	55 - 85 - 3	64.71	753	251.00	4	147.59
Nebraska	3	55 - 90 - 2	61.11	718	239.33	4	138.35
Maryland	3	80 - 127 - 2	62.99	838	279.33	5	128.26
Minnesota	4	90 - 134 - 3	67.16	829	207.25	5	126.97
Southern California	4	101 - 169 - 5	59.76	1011	252.75	9	121.67
Iowa	3	34 - 54 - 1	62.96	280	93.33	2	115.04
UCLA	4	75 - 114 - 6	65.79	727	181.75	2	114.62
Northwestern	3	41 - 83 - 2	49.40	499	166.33	2	103.03
Michigan	3	30 - 55 - 2	54.55	231	77.00	2	94.55
Rutgers	3	41 - 93 - 3	44.09	404	134.67	2	81.22

**YARDS PER RUSH**

Team	G	Att	Yards	Avg/A	Long	TD	Avg/G
Wisconsin	3	113	643	5.69	55	11	214.33
Southern California	4	110	619	5.63	75	3	154.75
Iowa	3	109	608	5.58	53	7	202.67
Oregon	3	104	521	5.01	41	5	173.67
Michigan	3	126	619	4.91	63	6	206.33
Ohio St.	3	108	529	4.9	53	5	176.33
Washington	4	133	592	4.45	39	2	148
Purdue	3	89	388	4.36	35	2	129.33
Rutgers	3	100	430	4.3	40	3	143.33
Penn St.	3	105	442	4.21	19	6	147.33
Indiana	3	106	423	3.99	22	7	141
Illinois	3	110	377	3.43	37	3	125.67
Minnesota	4	110	351	3.19	40	6	87.75
Nebraska	3	107	306	2.86	31	4	102
Northwestern	3	82	232	2.83	35	4	77.33
Maryland	3	94	257	2.73	75	3	85.67
Michigan St.	3	86	227	2.64	30	1	75.67
UCLA	4	105	272	2.59	22	2	68

**PASS DEFENSE EFFIC.**

Team	G	Comp-Att-Int	Pct.	Yds	Avg/G	TD	Effic
Washington	4	43 - 90 - 3	47.78	389	97.25	4	92.08
Wisconsin	3	54 - 99 - 2	54.55	528	176.00	3	105.31
Minnesota	4	69 - 111 - 6	62.16	641	160.25	3	108.78
Penn St.	3	58 - 89 - 2	65.17	572	190.67	4	129.49
Michigan	3	78 - 126 - 3	61.90	856	285.33	6	129.92
Nebraska	3	54 - 89 - 3	60.67	575	191.67	6	130.45
Indiana	3	64 - 103 - 1	62.14	674	224.67	5	131.18
Southern California	4	66 - 101 - 4	65.35	781	195.25	3	132.18
Iowa	3	77 - 112 - 4	68.75	684	228.00	8	136.48
Rutgers	3	61 - 93 - 2	65.59	718	239.33	3	136.79
Oregon	3	56 - 81 - 2	69.14	642	214.00	2	138.92
Ohio St.	3	54 - 80 - 2	67.50	650	216.67	3	143.13
Michigan St.	3	73 - 108 - 4	67.59	815	271.67	7	144.96
Northwestern	3	75 - 115 - 1	65.22	923	307.67	5	145.25
UCLA	4	99 - 136 - 1	72.79	1015	253.75	10	158.28
Maryland	3	56 - 89 - 4	62.92	925	308.33	6	163.48
Illinois	3	57 - 82 - 1	69.51	729	243.00	6	165.90
Purdue	3	58 - 93 - 2	62.37	997	332.33	7	172.95



**2024-25 Big Ten Football  
Extended Team Leaders  
In Conference games**

**RUSH ATTEMPTS**

Team	G	Att	Yards	Avg/A	Long	TD	Avg/G
Washington	4	133	592	4.45	39	2	148
Michigan	3	126	619	4.91	63	6	206.33
Wisconsin	3	113	643	5.69	55	11	214.33
Southern California	4	110	619	5.63	75	3	154.75
Minnesota	4	110	351	3.19	40	6	87.75
Illinois	3	110	377	3.43	37	3	125.67
Iowa	3	109	608	5.58	53	7	202.67
Ohio St.	3	108	529	4.9	53	5	176.33
Nebraska	3	107	306	2.86	31	4	102
Indiana	3	106	423	3.99	22	7	141
UCLA	4	105	272	2.59	22	2	68
Penn St.	3	105	442	4.21	19	6	147.33
Oregon	3	104	521	5.01	41	5	173.67
Rutgers	3	100	430	4.3	40	3	143.33
Maryland	3	94	257	2.73	75	3	85.67
Purdue	3	89	388	4.36	35	2	129.33
Michigan St.	3	86	227	2.64	30	1	75.67
Northwestern	3	82	232	2.83	35	4	77.33

**RUSH YARDS**

Team	G	Att	Yards	Avg/A	Long	TD	Avg/G
Wisconsin	3	113	643	5.69	55	11	214.33
Southern California	4	110	619	5.63	75	3	154.75
Michigan	3	126	619	4.91	63	6	206.33
Iowa	3	109	608	5.58	53	7	202.67
Washington	4	133	592	4.45	39	2	148
Ohio St.	3	108	529	4.9	53	5	176.33
Oregon	3	104	521	5.01	41	5	173.67
Penn St.	3	105	442	4.21	19	6	147.33
Rutgers	3	100	430	4.3	40	3	143.33
Indiana	3	106	423	3.99	22	7	141
Purdue	3	89	388	4.36	35	2	129.33
Illinois	3	110	377	3.43	37	3	125.67
Minnesota	4	110	351	3.19	40	6	87.75
Nebraska	3	107	306	2.86	31	4	102
UCLA	4	105	272	2.59	22	2	68
Maryland	3	94	257	2.73	75	3	85.67
Northwestern	3	82	232	2.83	35	4	77.33
Michigan St.	3	86	227	2.64	30	1	75.67





**2024-25 Big Ten Football  
Extended Team Leaders  
In Conference games**

**PASS OFFENSE**

Team	G	Comp-Att-Int	Pct.	Yds	Avg/A	TD	Avg/G
Indiana	3	72 - 99 - 2	72.73	1046	10.57	10	348.67
Oregon	3	75 - 110 - 3	68.18	883	8.03	7	294.33
Washington	4	106 - 150 - 2	70.67	1142	7.61	8	285.50
Maryland	3	80 - 127 - 2	62.99	838	6.60	5	279.33
Ohio St.	3	75 - 100 - 2	75.00	833	8.33	9	277.67
Wisconsin	3	54 - 86 - 4	62.79	781	9.08	5	260.33
Illinois	3	57 - 86 - 1	66.28	779	9.06	8	259.67
Penn St.	3	63 - 89 - 3	70.79	772	8.67	3	257.33
Southern California	4	101 - 169 - 5	59.76	1011	5.98	9	252.75
Michigan St.	3	55 - 85 - 3	64.71	753	8.86	4	251.00
Nebraska	3	55 - 90 - 2	61.11	718	7.98	4	239.33
Minnesota	4	90 - 134 - 3	67.16	829	6.19	5	207.25
Purdue	3	48 - 73 - 1	65.75	588	8.05	4	196.00
UCLA	4	75 - 114 - 6	65.79	727	6.38	2	181.75
Northwestern	3	41 - 83 - 2	49.40	499	6.01	2	166.33
Rutgers	3	41 - 93 - 3	44.09	404	4.34	2	134.67
Iowa	3	34 - 54 - 1	62.96	280	5.19	2	93.33
Michigan	3	30 - 55 - 2	54.55	231	4.20	2	77.00

**PASS COMP. PCT**

Team	G	Comp-Att-Int	Pct.	Yds	Avg/A	TD	Avg/G
Ohio St.	3	75 - 100 - 2	75.00	833	8.33	9	277.67
Indiana	3	72 - 99 - 2	72.73	1046	10.57	10	348.67
Penn St.	3	63 - 89 - 3	70.79	772	8.67	3	257.33
Washington	4	106 - 150 - 2	70.67	1142	7.61	8	285.50
Oregon	3	75 - 110 - 3	68.18	883	8.03	7	294.33
Minnesota	4	90 - 134 - 3	67.16	829	6.19	5	207.25
Illinois	3	57 - 86 - 1	66.28	779	9.06	8	259.67
UCLA	4	75 - 114 - 6	65.79	727	6.38	2	181.75
Purdue	3	48 - 73 - 1	65.75	588	8.05	4	196.00
Michigan St.	3	55 - 85 - 3	64.71	753	8.86	4	251.00
Maryland	3	80 - 127 - 2	62.99	838	6.60	5	279.33
Iowa	3	34 - 54 - 1	62.96	280	5.19	2	93.33
Wisconsin	3	54 - 86 - 4	62.79	781	9.08	5	260.33
Nebraska	3	55 - 90 - 2	61.11	718	7.98	4	239.33
Southern California	4	101 - 169 - 5	59.76	1011	5.98	9	252.75
Michigan	3	30 - 55 - 2	54.55	231	4.20	2	77.00
Northwestern	3	41 - 83 - 2	49.40	499	6.01	2	166.33
Rutgers	3	41 - 93 - 3	44.09	404	4.34	2	134.67

**PASS DEFENSE**

Team	G	Comp-Att-Int	Pct.	Yds	Avg/A	TD	Avg/G
Washington	4	43 - 90 - 3	47.78	389	4.32	4	97.25
Minnesota	4	69 - 111 - 6	62.16	641	5.77	3	160.25
Wisconsin	3	54 - 99 - 2	54.55	528	5.33	3	176.00
Penn St.	3	58 - 89 - 2	65.17	572	6.43	4	190.67
Nebraska	3	54 - 89 - 3	60.67	575	6.46	6	191.67
Southern California	4	66 - 101 - 4	65.35	781	7.73	3	195.25
Oregon	3	56 - 81 - 2	69.14	642	7.93	2	214.00
Ohio St.	3	54 - 80 - 2	67.50	650	8.13	3	216.67
Indiana	3	64 - 103 - 1	62.14	674	6.54	5	224.67
Iowa	3	77 - 112 - 4	68.75	684	6.11	8	228.00
Rutgers	3	61 - 93 - 2	65.59	718	7.72	3	239.33
Illinois	3	57 - 82 - 1	69.51	729	8.89	6	243.00
UCLA	4	99 - 136 - 1	72.79	1015	7.46	10	253.75
Michigan St.	3	73 - 108 - 4	67.59	815	7.55	7	271.67
Michigan	3	78 - 126 - 3	61.90	856	6.79	6	285.33
Northwestern	3	75 - 115 - 1	65.22	923	8.03	5	307.67
Maryland	3	56 - 89 - 4	62.92	925	10.39	6	308.33
Purdue	3	58 - 93 - 2	62.37	997	10.72	7	332.33

**PASS YDS/COMP.**

Team	G	Comp-Att-Int	Pct.	Yds	Avg/A	TD	Avg/G
Indiana	3	72 - 99 - 2	72.73	1046	10.57	10	348.67
Illinois	3	57 - 86 - 1	66.28	779	9.06	8	259.67
Ohio St.	3	75 - 100 - 2	75.00	833	8.33	9	277.67
Oregon	3	75 - 110 - 3	68.18	883	8.03	7	294.33
Washington	4	106 - 150 - 2	70.67	1142	7.61	8	285.50
Wisconsin	3	54 - 86 - 4	62.79	781	9.08	5	260.33
Purdue	3	48 - 73 - 1	65.75	588	8.05	4	196.00
Penn St.	3	63 - 89 - 3	70.79	772	8.67	3	257.33
Michigan St.	3	55 - 85 - 3	64.71	753	8.86	4	251.00
Nebraska	3	55 - 90 - 2	61.11	718	7.98	4	239.33
Maryland	3	80 - 127 - 2	62.99	838	6.60	5	279.33
Minnesota	4	90 - 134 - 3	67.16	829	6.19	5	207.25
Southern California	4	101 - 169 - 5	59.76	1011	5.98	9	252.75
Iowa	3	34 - 54 - 1	62.96	280	5.19	2	93.33
UCLA	4	75 - 114 - 6	65.79	727	6.38	2	181.75
Northwestern	3	41 - 83 - 2	49.40	499	6.01	2	166.33
Michigan	3	30 - 55 - 2	54.55	231	4.20	2	77.00
Rutgers	3	41 - 93 - 3	44.09	404	4.34	2	134.67



**2024-25 Big Ten Football  
Extended Team Leaders  
In Conference games**

**PASS ATTEMPTS**

Team	G	Comp-Att-Int	Pct.	Yds	Avg/A	TD	Avg/G
Southern California	4	101 - 169 - 5	59.76	1011	5.98	9	252.75
Washington	4	106 - 150 - 2	70.67	1142	7.61	8	285.50
Minnesota	4	90 - 134 - 3	67.16	829	6.19	5	207.25
Maryland	3	80 - 127 - 2	62.99	838	6.60	5	279.33
UCLA	4	75 - 114 - 6	65.79	727	6.38	2	181.75
Oregon	3	75 - 110 - 3	68.18	883	8.03	7	294.33
Ohio St.	3	75 - 100 - 2	75.00	833	8.33	9	277.67
Indiana	3	72 - 99 - 2	72.73	1046	10.57	10	348.67
Rutgers	3	41 - 93 - 3	44.09	404	4.34	2	134.67
Nebraska	3	55 - 90 - 2	61.11	718	7.98	4	239.33
Penn St.	3	63 - 89 - 3	70.79	772	8.67	3	257.33
Wisconsin	3	54 - 86 - 4	62.79	781	9.08	5	260.33
Illinois	3	57 - 86 - 1	66.28	779	9.06	8	259.67
Michigan St.	3	55 - 85 - 3	64.71	753	8.86	4	251.00
Northwestern	3	41 - 83 - 2	49.40	499	6.01	2	166.33
Purdue	3	48 - 73 - 1	65.75	588	8.05	4	196.00
Michigan	3	30 - 55 - 2	54.55	231	4.20	2	77.00
Iowa	3	34 - 54 - 1	62.96	280	5.19	2	93.33

**PASS YDS/ATT.**

Team	G	Comp-Att-Int	Pct.	Yds	Avg/A	TD	Avg/G
Indiana	3	72 - 99 - 2	72.73	1046	10.57	10	348.67
Washington	4	106 - 150 - 2	70.67	1142	7.61	8	285.50
Wisconsin	3	54 - 86 - 4	62.79	781	9.08	5	260.33
Illinois	3	57 - 86 - 1	66.28	779	9.06	8	259.67
Michigan St.	3	55 - 85 - 3	64.71	753	8.86	4	251.00
Minnesota	4	90 - 134 - 3	67.16	829	6.19	5	207.25
Penn St.	3	63 - 89 - 3	70.79	772	8.67	3	257.33
Ohio St.	3	75 - 100 - 2	75.00	833	8.33	9	277.67
UCLA	4	75 - 114 - 6	65.79	727	6.38	2	181.75
Oregon	3	75 - 110 - 3	68.18	883	8.03	7	294.33
Southern California	4	101 - 169 - 5	59.76	1011	5.98	9	252.75
Nebraska	3	55 - 90 - 2	61.11	718	7.98	4	239.33
Purdue	3	48 - 73 - 1	65.75	588	8.05	4	196.00
Maryland	3	80 - 127 - 2	62.99	838	6.60	5	279.33
Northwestern	3	41 - 83 - 2	49.40	499	6.01	2	166.33
Iowa	3	34 - 54 - 1	62.96	280	5.19	2	93.33
Rutgers	3	41 - 93 - 3	44.09	404	4.34	2	134.67
Michigan	3	30 - 55 - 2	54.55	231	4.20	2	77.00

**PASS COMPLETIONS**

Team	G	Comp-Att-Int	Pct.	Yds	Avg/A	TD	Avg/G
Washington	4	106 - 150 - 2	70.67	1142	7.61	8	285.50
Southern California	4	101 - 169 - 5	59.76	1011	5.98	9	252.75
Minnesota	4	90 - 134 - 3	67.16	829	6.19	5	207.25
Maryland	3	80 - 127 - 2	62.99	838	6.60	5	279.33
UCLA	4	75 - 114 - 6	65.79	727	6.38	2	181.75
Oregon	3	75 - 110 - 3	68.18	883	8.03	7	294.33
Ohio St.	3	75 - 100 - 2	75.00	833	8.33	9	277.67
Indiana	3	72 - 99 - 2	72.73	1046	10.57	10	348.67
Penn St.	3	63 - 89 - 3	70.79	772	8.67	3	257.33
Illinois	3	57 - 86 - 1	66.28	779	9.06	8	259.67
Nebraska	3	55 - 90 - 2	61.11	718	7.98	4	239.33
Michigan St.	3	55 - 85 - 3	64.71	753	8.86	4	251.00
Wisconsin	3	54 - 86 - 4	62.79	781	9.08	5	260.33
Purdue	3	48 - 73 - 1	65.75	588	8.05	4	196.00
Rutgers	3	41 - 93 - 3	44.09	404	4.34	2	134.67
Northwestern	3	41 - 83 - 2	49.40	499	6.01	2	166.33
Iowa	3	34 - 54 - 1	62.96	280	5.19	2	93.33
Michigan	3	30 - 55 - 2	54.55	231	4.20	2	77.00

**PASS INTERCEPTIONS**

Team	G	Comp-Att-Int	Pct.	Yds	Avg/A	TD	Avg/G
Purdue	3	48 - 73 - 1	65.75	588	8.05	4	196.00
Iowa	3	34 - 54 - 1	62.96	280	5.19	2	93.33
Illinois	3	57 - 86 - 1	66.28	779	9.06	8	259.67
Washington	4	106 - 150 - 2	70.67	1142	7.61	8	285.50
Ohio St.	3	75 - 100 - 2	75.00	833	8.33	9	277.67
Northwestern	3	41 - 83 - 2	49.40	499	6.01	2	166.33
Nebraska	3	55 - 90 - 2	61.11	718	7.98	4	239.33
Michigan	3	30 - 55 - 2	54.55	231	4.20	2	77.00
Maryland	3	80 - 127 - 2	62.99	838	6.60	5	279.33
Indiana	3	72 - 99 - 2	72.73	1046	10.57	10	348.67
Rutgers	3	41 - 93 - 3	44.09	404	4.34	2	134.67
Penn St.	3	63 - 89 - 3	70.79	772	8.67	3	257.33
Oregon	3	75 - 110 - 3	68.18	883	8.03	7	294.33
Minnesota	4	90 - 134 - 3	67.16	829	6.19	5	207.25
Michigan St.	3	55 - 85 - 3	64.71	753	8.86	4	251.00
Wisconsin	3	54 - 86 - 4	62.79	781	9.08	5	260.33
Southern California	4	101 - 169 - 5	59.76	1011	5.98	9	252.75
UCLA	4	75 - 114 - 6	65.79	727	6.38	2	181.75



**2024-25 Big Ten Football  
Extended Team Leaders  
In Conference games**

**PASS YARDS**

Team	G	Comp-Att-Int	Pct.	Yds	Avg/A	TD	Avg/G
Washington	4	106 - 150 - 2	70.67	1142	7.61	8	285.50
Indiana	3	72 - 99 - 2	72.73	1046	10.57	10	348.67
Southern California	4	101 - 169 - 5	59.76	1011	5.98	9	252.75
Oregon	3	75 - 110 - 3	68.18	883	8.03	7	294.33
Maryland	3	80 - 127 - 2	62.99	838	6.60	5	279.33
Ohio St.	3	75 - 100 - 2	75.00	833	8.33	9	277.67
Minnesota	4	90 - 134 - 3	67.16	829	6.19	5	207.25
Wisconsin	3	54 - 86 - 4	62.79	781	9.08	5	260.33
Illinois	3	57 - 86 - 1	66.28	779	9.06	8	259.67
Penn St.	3	63 - 89 - 3	70.79	772	8.67	3	257.33
Michigan St.	3	55 - 85 - 3	64.71	753	8.86	4	251.00
UCLA	4	75 - 114 - 6	65.79	727	6.38	2	181.75
Nebraska	3	55 - 90 - 2	61.11	718	7.98	4	239.33
Purdue	3	48 - 73 - 1	65.75	588	8.05	4	196.00
Northwestern	3	41 - 83 - 2	49.40	499	6.01	2	166.33
Rutgers	3	41 - 93 - 3	44.09	404	4.34	2	134.67
Iowa	3	34 - 54 - 1	62.96	280	5.19	2	93.33
Michigan	3	30 - 55 - 2	54.55	231	4.20	2	77.00

**PASSING TDS**

Team	G	Comp-Att-Int	Pct.	Yds	Avg/A	TD	Avg/G
Indiana	3	72 - 99 - 2	72.73	1046	10.57	10	348.67
Southern California	4	101 - 169 - 5	59.76	1011	5.98	9	252.75
Ohio St.	3	75 - 100 - 2	75.00	833	8.33	9	277.67
Washington	4	106 - 150 - 2	70.67	1142	7.61	8	285.50
Illinois	3	57 - 86 - 1	66.28	779	9.06	8	259.67
Oregon	3	75 - 110 - 3	68.18	883	8.03	7	294.33
Wisconsin	3	54 - 86 - 4	62.79	781	9.08	5	260.33
Minnesota	4	90 - 134 - 3	67.16	829	6.19	5	207.25
Maryland	3	80 - 127 - 2	62.99	838	6.60	5	279.33
Purdue	3	48 - 73 - 1	65.75	588	8.05	4	196.00
Nebraska	3	55 - 90 - 2	61.11	718	7.98	4	239.33
Michigan St.	3	55 - 85 - 3	64.71	753	8.86	4	251.00
Penn St.	3	63 - 89 - 3	70.79	772	8.67	3	257.33
UCLA	4	75 - 114 - 6	65.79	727	6.38	2	181.75
Rutgers	3	41 - 93 - 3	44.09	404	4.34	2	134.67
Northwestern	3	41 - 83 - 2	49.40	499	6.01	2	166.33
Michigan	3	30 - 55 - 2	54.55	231	4.20	2	77.00
Iowa	3	34 - 54 - 1	62.96	280	5.19	2	93.33

**FIELD GOALS**

Team	G	Made	Att	Pct
Ohio St.	3	2	2	100
Northwestern	3	5	5	100
Michigan St.	3	3	3	100
Michigan	3	3	3	100
Indiana	3	2	2	100
UCLA	4	6	7	85.71
Purdue	3	5	6	83.33
Oregon	3	5	6	83.33
Iowa	3	5	6	83.33
Illinois	3	4	5	80
Southern California	4	6	8	75
Penn St.	3	6	8	75
Wisconsin	3	1	2	50
Minnesota	4	2	4	50
Maryland	3	2	4	50
Washington	4	5	12	41.67
Nebraska	3	1	5	20
Rutgers	3	0	2	0

**PATS KICKS MADE**

Team	G	Made	Att	Pct
Indiana	3	17	17	100
Wisconsin	3	16	16	100
Ohio St.	3	14	14	100
Southern California	4	13	13	100
Minnesota	4	11	11	100
Illinois	3	10	10	100
Penn St.	3	9	9	100
Nebraska	3	9	9	100
Iowa	3	9	9	100
Washington	4	8	8	100
Oregon	3	8	9	88.89
Michigan	3	8	9	88.89
Maryland	3	8	8	100
Northwestern	3	7	7	100
Rutgers	3	5	5	100
Michigan St.	3	5	5	100
UCLA	4	4	4	100
Purdue	3	4	4	100



**2024-25 Big Ten Football  
Extended Team Leaders  
In Conference games**

**FIELD GOALS ATTEMPTED**

Team	G	Made	Att	Pct
Washington	4	5	12	41.67
Southern California	4	6	8	75
Penn St.	3	6	8	75
UCLA	4	6	7	85.71
Purdue	3	5	6	83.33
Oregon	3	5	6	83.33
Iowa	3	5	6	83.33
Northwestern	3	5	5	100
Nebraska	3	1	5	20
Illinois	3	4	5	80
Minnesota	4	2	4	50
Maryland	3	2	4	50
Michigan St.	3	3	3	100
Michigan	3	3	3	100
Wisconsin	3	1	2	50
Rutgers	3	0	2	0
Ohio St.	3	2	2	100
Indiana	3	2	2	100

**NET YARDS PER PUNT**

Team	G	No.	Yards	Avg/P	Ret.	Avg/R	TB	Net/P
Southern California	4	16	795	49.69	46	6.57	0	46.81
Iowa	3	12	583	48.58	5	1.67	1	46.50
Wisconsin	3	13	614	47.23	-6	-1.50	2	44.62
Michigan St.	3	14	653	46.64	25	6.25	1	43.43
Indiana	3	6	265	44.17	8	8.00	0	42.83
UCLA	4	16	705	44.06	36	4.50	0	41.81
Illinois	3	7	291	41.57	-1	-1.00	0	41.71
Northwestern	3	16	731	45.69	70	8.75	0	41.31
Oregon	3	7	289	41.29	0	0.00	0	41.29
Purdue	3	16	706	44.13	47	5.88	0	41.19
Penn St.	3	6	244	40.67	0	0.00	0	40.67
Rutgers	3	20	860	43.00	0	0.00	3	40.00
Maryland	3	15	644	42.93	32	8.00	1	39.47
Michigan	3	18	812	45.11	101	20.20	2	37.28
Minnesota	4	21	848	40.38	73	10.43	0	36.90
Ohio St.	3	8	306	38.25	12	12.00	0	36.75
Washington	4	10	441	44.10	76	15.20	1	34.50
Nebraska	3	14	544	38.86	87	14.50	1	31.21

**FIELD GOALS MADE**

Team	G	Made	Att	Pct
UCLA	4	6	7	85.71
Southern California	4	6	8	75
Penn St.	3	6	8	75
Washington	4	5	12	41.67
Purdue	3	5	6	83.33
Oregon	3	5	6	83.33
Northwestern	3	5	5	100
Iowa	3	5	6	83.33
Illinois	3	4	5	80
Michigan St.	3	3	3	100
Michigan	3	3	3	100
Ohio St.	3	2	2	100
Minnesota	4	2	4	50
Maryland	3	2	4	50
Indiana	3	2	2	100
Wisconsin	3	1	2	50
Nebraska	3	1	5	20
Rutgers	3	0	2	0

**AVG YARDS PER PUNT**

Team	G	No.	Yards	Avg/P	Ret.	Avg/R	TB	Net/P
Minnesota	4	21	848	40.38	73	10.43	0	36.90
Rutgers	3	20	860	43.00	0	0.00	3	40.00
Michigan	3	18	812	45.11	101	20.20	2	37.28
UCLA	4	16	705	44.06	36	4.50	0	41.81
Southern California	4	16	795	49.69	46	6.57	0	46.81
Purdue	3	16	706	44.13	47	5.88	0	41.19
Northwestern	3	16	731	45.69	70	8.75	0	41.31
Maryland	3	15	644	42.93	32	8.00	1	39.47
Nebraska	3	14	544	38.86	87	14.50	1	31.21
Michigan St.	3	14	653	46.64	25	6.25	1	43.43
Wisconsin	3	13	614	47.23	-6	-1.50	2	44.62
Iowa	3	12	583	48.58	5	1.67	1	46.50
Washington	4	10	441	44.10	76	15.20	1	34.50
Ohio St.	3	8	306	38.25	12	12.00	0	36.75
Oregon	3	7	289	41.29	0	0.00	0	41.29
Illinois	3	7	291	41.57	-1	-1.00	0	41.71
Penn St.	3	6	244	40.67	0	0.00	0	40.67
Indiana	3	6	265	44.17	8	8.00	0	42.83



**2024-25 Big Ten Football  
Extended Team Leaders  
In Conference games**

**PAT KICKING**

Team	G	Made	Att	Pct
Wisconsin	3	16	16	100
Washington	4	8	8	100
UCLA	4	4	4	100
Southern California	4	13	13	100
Rutgers	3	5	5	100
Purdue	3	4	4	100
Penn St.	3	9	9	100
Ohio St.	3	14	14	100
Northwestern	3	7	7	100
Nebraska	3	9	9	100
Minnesota	4	11	11	100
Michigan St.	3	5	5	100
Maryland	3	8	8	100
Iowa	3	9	9	100
Indiana	3	17	17	100
Illinois	3	10	10	100
Oregon	3	8	9	88.89
Michigan	3	8	9	88.89

**NUMBER OF PUNTS**

Team	G	No.	Yards	Avg/P	Ret.	Avg/R	TB	Net/P
Minnesota	4	21	848	40.38	73	10.43	0	36.90
Rutgers	3	20	860	43.00	0	0.00	3	40.00
Michigan	3	18	812	45.11	101	20.20	2	37.28
UCLA	4	16	705	44.06	36	4.50	0	41.81
Southern California	4	16	795	49.69	46	6.57	0	46.81
Purdue	3	16	706	44.13	47	5.88	0	41.19
Northwestern	3	16	731	45.69	70	8.75	0	41.31
Maryland	3	15	644	42.93	32	8.00	1	39.47
Nebraska	3	14	544	38.86	87	14.50	1	31.21
Michigan St.	3	14	653	46.64	25	6.25	1	43.43
Wisconsin	3	13	614	47.23	-6	-1.50	2	44.62
Iowa	3	12	583	48.58	5	1.67	1	46.50
Washington	4	10	441	44.10	76	15.20	1	34.50
Ohio St.	3	8	306	38.25	12	12.00	0	36.75
Oregon	3	7	289	41.29	0	0.00	0	41.29
Illinois	3	7	291	41.57	-1	-1.00	0	41.71
Penn St.	3	6	244	40.67	0	0.00	0	40.67
Indiana	3	6	265	44.17	8	8.00	0	42.83

**PAT KICK ATTEMPTS**

Team	G	Made	Att	Pct
Indiana	3	17	17	100
Wisconsin	3	16	16	100
Ohio St.	3	14	14	100
Southern California	4	13	13	100
Minnesota	4	11	11	100
Illinois	3	10	10	100
Penn St.	3	9	9	100
Oregon	3	8	9	88.89
Nebraska	3	9	9	100
Michigan	3	8	9	88.89
Iowa	3	9	9	100
Washington	4	8	8	100
Maryland	3	8	8	100
Northwestern	3	7	7	100
Rutgers	3	5	5	100
Michigan St.	3	5	5	100
UCLA	4	4	4	100
Purdue	3	4	4	100

**YARDS PUNTED**

Team	G	No.	Yards	Avg/P	Ret.	Avg/R	TB	Net/P
Rutgers	3	20	860	43.00	0	0.00	3	40.00
Minnesota	4	21	848	40.38	73	10.43	0	36.90
Michigan	3	18	812	45.11	101	20.20	2	37.28
Southern California	4	16	795	49.69	46	6.57	0	46.81
Northwestern	3	16	731	45.69	70	8.75	0	41.31
Purdue	3	16	706	44.13	47	5.88	0	41.19
UCLA	4	16	705	44.06	36	4.50	0	41.81
Michigan St.	3	14	653	46.64	25	6.25	1	43.43
Maryland	3	15	644	42.93	32	8.00	1	39.47
Wisconsin	3	13	614	47.23	-6	-1.50	2	44.62
Iowa	3	12	583	48.58	5	1.67	1	46.50
Nebraska	3	14	544	38.86	87	14.50	1	31.21
Washington	4	10	441	44.10	76	15.20	1	34.50
Ohio St.	3	8	306	38.25	12	12.00	0	36.75
Illinois	3	7	291	41.57	-1	-1.00	0	41.71
Oregon	3	7	289	41.29	0	0.00	0	41.29
Indiana	3	6	265	44.17	8	8.00	0	42.83
Penn St.	3	6	244	40.67	0	0.00	0	40.67



**2024-25 Big Ten Football  
Extended Team Leaders  
In Conference games**

**PUNT RETURN AVG**

Team	G	No	Yards	TD	Long	Avg.
Illinois	3	4	84	0	37	21
UCLA	4	2	30	0	18	15
Minnesota	4	6	89	0	60	14.83
Iowa	3	5	69	0	37	13.8
Northwestern	3	3	39	0	19	13
Michigan	3	6	57	0	19	9.5
Rutgers	3	3	27	0	15	9
Washington	4	6	48	0	25	8
Indiana	3	5	37	0	20	7.4
Ohio St.	3	3	22	0	10	7.33
Oregon	3	4	27	0	12	6.75
Maryland	3	4	27	0	13	6.75
Wisconsin	3	7	22	0	9	3.14
Penn St.	3	4	12	0	9	3
Nebraska	3	3	9	0	8	3
Southern California	4	5	11	0	8	2.2
Purdue	3	3	1	0	4	0.33
Michigan St.	3	0	0	0	0	0

**KICK RETURNS**

Team	G	No.	Yards	TD	Long	Avg.
Northwestern	3	10	272	0	96	27.20
UCLA	4	8	160	0	24	20.00
Minnesota	4	8	145	0	21	18.13
Washington	4	6	129	0	28	21.50
Maryland	3	6	104	0	33	17.33
Iowa	3	6	135	0	26	22.50
Purdue	3	4	73	0	22	18.25
Nebraska	3	4	63	0	26	15.75
Michigan St.	3	4	50	0	16	12.50
Illinois	3	4	68	0	24	17.00
Wisconsin	3	3	111	0	74	37.00
Penn St.	3	3	69	0	27	23.00
Michigan	3	3	41	0	19	13.67
Southern California	4	2	29	0	16	14.50
Rutgers	3	1	18	0	18	18.00
Oregon	3	1	26	0	26	26.00
Ohio St.	3	1	14	0	14	14.00
Indiana	3	1	13	0	13	13.00

**PUNT RETURNS**

Team	G	No	Yards	TD	Long	Avg.
Wisconsin	3	7	22	0	9	3.14
Washington	4	6	48	0	25	8
Minnesota	4	6	89	0	60	14.83
Michigan	3	6	57	0	19	9.5
Southern California	4	5	11	0	8	2.2
Iowa	3	5	69	0	37	13.8
Indiana	3	5	37	0	20	7.4
Penn St.	3	4	12	0	9	3
Oregon	3	4	27	0	12	6.75
Maryland	3	4	27	0	13	6.75
Illinois	3	4	84	0	37	21
Rutgers	3	3	27	0	15	9
Purdue	3	3	1	0	4	0.33
Ohio St.	3	3	22	0	10	7.33
Northwestern	3	3	39	0	19	13
Nebraska	3	3	9	0	8	3
UCLA	4	2	30	0	18	15
Michigan St.	3	0	0	0	0	0

**KICK RETURN YARDS**

Team	G	No.	Yards	TD	Long	Avg.
Northwestern	3	10	272	0	96	27.20
UCLA	4	8	160	0	24	20.00
Minnesota	4	8	145	0	21	18.13
Iowa	3	6	135	0	26	22.50
Washington	4	6	129	0	28	21.50
Wisconsin	3	3	111	0	74	37.00
Maryland	3	6	104	0	33	17.33
Purdue	3	4	73	0	22	18.25
Penn St.	3	3	69	0	27	23.00
Illinois	3	4	68	0	24	17.00
Nebraska	3	4	63	0	26	15.75
Michigan St.	3	4	50	0	16	12.50
Michigan	3	3	41	0	19	13.67
Southern California	4	2	29	0	16	14.50
Oregon	3	1	26	0	26	26.00
Rutgers	3	1	18	0	18	18.00
Ohio St.	3	1	14	0	14	14.00
Indiana	3	1	13	0	13	13.00



**2024-25 Big Ten Football  
Extended Team Leaders  
In Conference games**

**PUNT RETURN YARDS**

Team	G	No	Yards	TD	Long	Avg.
Minnesota	4	6	89	0	60	14.83
Illinois	3	4	84	0	37	21
Iowa	3	5	69	0	37	13.8
Michigan	3	6	57	0	19	9.5
Washington	4	6	48	0	25	8
Northwestern	3	3	39	0	19	13
Indiana	3	5	37	0	20	7.4
UCLA	4	2	30	0	18	15
Rutgers	3	3	27	0	15	9
Oregon	3	4	27	0	12	6.75
Maryland	3	4	27	0	13	6.75
Wisconsin	3	7	22	0	9	3.14
Ohio St.	3	3	22	0	10	7.33
Penn St.	3	4	12	0	9	3
Southern California	4	5	11	0	8	2.2
Nebraska	3	3	9	0	8	3
Purdue	3	3	1	0	4	0.33
Michigan St.	3	0	0	0	0	0

**KICK RETURN TDS**

Team	G	No.	Yards	TD	Long	Avg.
Wisconsin	3	3	111	0	74	37.00
Washington	4	6	129	0	28	21.50
UCLA	4	8	160	0	24	20.00
Southern California	4	2	29	0	16	14.50
Rutgers	3	1	18	0	18	18.00
Purdue	3	4	73	0	22	18.25
Penn St.	3	3	69	0	27	23.00
Oregon	3	1	26	0	26	26.00
Ohio St.	3	1	14	0	14	14.00
Northwestern	3	10	272	0	96	27.20
Nebraska	3	4	63	0	26	15.75
Minnesota	4	8	145	0	21	18.13
Michigan St.	3	4	50	0	16	12.50
Michigan	3	3	41	0	19	13.67
Maryland	3	6	104	0	33	17.33
Iowa	3	6	135	0	26	22.50
Indiana	3	1	13	0	13	13.00
Illinois	3	4	68	0	24	17.00

**PUNT RETURN TDS**

Team	G	No	Yards	TD	Long	Avg.
Wisconsin	3	7	22	0	9	3.14
Washington	4	6	48	0	25	8
UCLA	4	2	30	0	18	15
Southern California	4	5	11	0	8	2.2
Rutgers	3	3	27	0	15	9
Purdue	3	3	1	0	4	0.33
Penn St.	3	4	12	0	9	3
Oregon	3	4	27	0	12	6.75
Ohio St.	3	3	22	0	10	7.33
Northwestern	3	3	39	0	19	13
Nebraska	3	3	9	0	8	3
Minnesota	4	6	89	0	60	14.83
Michigan St.	3	0	0	0	0	0
Michigan	3	6	57	0	19	9.5
Maryland	3	4	27	0	13	6.75
Iowa	3	5	69	0	37	13.8
Indiana	3	5	37	0	20	7.4
Illinois	3	4	84	0	37	21



**2024-25 Big Ten Football  
Extended Team Leaders  
In Conference games**

**KICKOFF RETURNS**

Team	G	No	Yards	TD	Long	Avg.
Maryland	3	12	507	0	33	42.25
Iowa	3	16	669	0	26	41.81
Michigan	3	15	616	0	19	41.07
Penn St.	3	17	697	0	27	41
Northwestern	3	15	611	0	96	40.73
Indiana	3	22	892	0	13	40.55
Illinois	3	14	566	0	24	40.43
Ohio St.	3	19	766	0	14	40.32
Rutgers	3	8	322	0	18	40.25
Wisconsin	3	20	797	0	74	39.85
Nebraska	3	13	518	0	26	39.85
Oregon	3	19	756	0	26	39.79
UCLA	4	13	513	0	24	39.46
Southern California	4	22	861	0	16	39.14
Minnesota	4	15	585	0	21	39
Michigan St.	3	10	390	0	16	39
Purdue	3	13	505	0	22	38.85
Washington	4	20	720	0	28	36





**2024-25 Big Ten Football  
Extended Team Leaders  
In Conference games**

**INTERCEPTION RETURN AVG**

Team	G	No.	Yards	TD	Long	Avg.
UCLA	4	1	96	1	96	96.00
Ohio St.	3	2	76	0	45	38.00
Southern California	4	4	132	1	55	33.00
Northwestern	3	1	33	0	33	33.00
Penn St.	3	2	42	0	22	21.00
Maryland	3	4	65	0	37	16.25
Washington	4	3	43	0	24	14.33
Michigan	3	3	42	1	42	14.00
Nebraska	3	3	39	1	35	13.00
Iowa	3	4	47	0	32	11.75
Rutgers	3	2	23	0	23	11.50
Michigan St.	3	4	37	0	36	9.25
Wisconsin	3	2	8	0	8	4.00
Minnesota	4	6	2	0	2	0.33
Purdue	3	2	0	0	0	0.00
Oregon	3	2	0	0	0	0.00
Indiana	3	1	0	0	0	0.00
Illinois	3	1	0	0	0	0.00

**FUMBLE RETURNS**

Team	G	No.	Yards	TD	Long	Avg.
Wisconsin	3	4	0	0	0	0.00
Washington	4	1	0	0	0	0.00
UCLA	4	0	0	0	0	0.00
Southern California	4	4	0	0	0	0.00
Rutgers	3	1	3	0	3	3.00
Purdue	3	1	16	1	16	16.00
Penn St.	3	1	9	0	9	9.00
Oregon	3	2	0	0	0	0.00
Ohio St.	3	4	8	0	8	2.00
Northwestern	3	4	2	1	2	0.50
Nebraska	3	2	0	0	0	0.00
Minnesota	4	1	0	0	0	0.00
Michigan St.	3	0	0	0	0	0.00
Michigan	3	2	21	0	18	10.50
Maryland	3	3	0	0	0	0.00
Iowa	3	2	0	0	0	0.00
Indiana	3	1	0	0	0	0.00
Illinois	3	0	0	0	0	0.00

**INTERCEPTION RETURNS**

Team	G	No.	Yards	TD	Long	Avg.
Minnesota	4	6	2	0	2	0.33
Southern California	4	4	132	1	55	33.00
Michigan St.	3	4	37	0	36	9.25
Maryland	3	4	65	0	37	16.25
Iowa	3	4	47	0	32	11.75
Washington	4	3	43	0	24	14.33
Nebraska	3	3	39	1	35	13.00
Michigan	3	3	42	1	42	14.00
Wisconsin	3	2	8	0	8	4.00
Rutgers	3	2	23	0	23	11.50
Purdue	3	2	0	0	0	0.00
Penn St.	3	2	42	0	22	21.00
Oregon	3	2	0	0	0	0.00
Ohio St.	3	2	76	0	45	38.00
UCLA	4	1	96	1	96	96.00
Northwestern	3	1	33	0	33	33.00
Indiana	3	1	0	0	0	0.00
Illinois	3	1	0	0	0	0.00

**FUMBLE RETURN YARDS**

Team	G	No.	Yards	TD	Long	Avg.
Michigan	3	2	21	0	18	10.50
Purdue	3	1	16	1	16	16.00
Penn St.	3	1	9	0	9	9.00
Ohio St.	3	4	8	0	8	2.00
Rutgers	3	1	3	0	3	3.00
Northwestern	3	4	2	1	2	0.50
Wisconsin	3	4	0	0	0	0.00
Washington	4	1	0	0	0	0.00
UCLA	4	0	0	0	0	0.00
Southern California	4	4	0	0	0	0.00
Oregon	3	2	0	0	0	0.00
Nebraska	3	2	0	0	0	0.00
Minnesota	4	1	0	0	0	0.00
Michigan St.	3	0	0	0	0	0.00
Maryland	3	3	0	0	0	0.00
Iowa	3	2	0	0	0	0.00
Indiana	3	1	0	0	0	0.00
Illinois	3	0	0	0	0	0.00



**2024-25 Big Ten Football  
Extended Team Leaders  
In Conference games**

**INTERCEPTION RET YARDS**

Team	G	No.	Yards	TD	Long	Avg.
Southern California	4	4	132	1	55	33.00
UCLA	4	1	96	1	96	96.00
Ohio St.	3	2	76	0	45	38.00
Maryland	3	4	65	0	37	16.25
Iowa	3	4	47	0	32	11.75
Washington	4	3	43	0	24	14.33
Penn St.	3	2	42	0	22	21.00
Michigan	3	3	42	1	42	14.00
Nebraska	3	3	39	1	35	13.00
Michigan St.	3	4	37	0	36	9.25
Northwestern	3	1	33	0	33	33.00
Rutgers	3	2	23	0	23	11.50
Wisconsin	3	2	8	0	8	4.00
Minnesota	4	6	2	0	2	0.33
Purdue	3	2	0	0	0	0.00
Oregon	3	2	0	0	0	0.00
Indiana	3	1	0	0	0	0.00
Illinois	3	1	0	0	0	0.00

**FUMBLE RETURN TDS**

Team	G	No.	Yards	TD	Long	Avg.
Purdue	3	1	16	1	16	16.00
Northwestern	3	4	2	1	2	0.50
Wisconsin	3	4	0	0	0	0.00
Washington	4	1	0	0	0	0.00
UCLA	4	0	0	0	0	0.00
Southern California	4	4	0	0	0	0.00
Rutgers	3	1	3	0	3	3.00
Penn St.	3	1	9	0	9	9.00
Oregon	3	2	0	0	0	0.00
Ohio St.	3	4	8	0	8	2.00
Nebraska	3	2	0	0	0	0.00
Minnesota	4	1	0	0	0	0.00
Michigan St.	3	0	0	0	0	0.00
Michigan	3	2	21	0	18	10.50
Maryland	3	3	0	0	0	0.00
Iowa	3	2	0	0	0	0.00
Indiana	3	1	0	0	0	0.00
Illinois	3	0	0	0	0	0.00

**INTERCEPTION RETURN TDS**

Team	G	No.	Yards	TD	Long	Avg.
UCLA	4	1	96	1	96	96.00
Southern California	4	4	132	1	55	33.00
Nebraska	3	3	39	1	35	13.00
Michigan	3	3	42	1	42	14.00
Wisconsin	3	2	8	0	8	4.00
Washington	4	3	43	0	24	14.33
Rutgers	3	2	23	0	23	11.50
Purdue	3	2	0	0	0	0.00
Penn St.	3	2	42	0	22	21.00
Oregon	3	2	0	0	0	0.00
Ohio St.	3	2	76	0	45	38.00
Northwestern	3	1	33	0	33	33.00
Minnesota	4	6	2	0	2	0.33
Michigan St.	3	4	37	0	36	9.25
Maryland	3	4	65	0	37	16.25
Iowa	3	4	47	0	32	11.75
Indiana	3	1	0	0	0	0.00
Illinois	3	1	0	0	0	0.00

**FUMBLE RECOVERED**

Team	G	No.	Yards	TD	Long	Avg.
Wisconsin	3	4	0	0	0	0.00
Southern California	4	4	0	0	0	0.00
Ohio St.	3	4	8	0	8	2.00
Northwestern	3	4	2	1	2	0.50
Maryland	3	3	0	0	0	0.00
Oregon	3	2	0	0	0	0.00
Nebraska	3	2	0	0	0	0.00
Michigan	3	2	21	0	18	10.50
Iowa	3	2	0	0	0	0.00
Washington	4	1	0	0	0	0.00
Rutgers	3	1	3	0	3	3.00
Purdue	3	1	16	1	16	16.00
Penn St.	3	1	9	0	9	9.00
Minnesota	4	1	0	0	0	0.00
Indiana	3	1	0	0	0	0.00
UCLA	4	0	0	0	0	0.00
Michigan St.	3	0	0	0	0	0.00
Illinois	3	0	0	0	0	0.00



**2024-25 Big Ten Football  
Extended Team Leaders  
In Conference games**

**FUMBLE RETURN AVG**

Team	G	No.	Yards	TD	Long	Avg.
Purdue	3	1	16	1	16	16.00
Michigan	3	2	21	0	18	10.50
Penn St.	3	1	9	0	9	9.00
Rutgers	3	1	3	0	3	3.00
Ohio St.	3	4	8	0	8	2.00
Northwestern	3	4	2	1	2	0.50
Wisconsin	3	4	0	0	0	0.00
Washington	4	1	0	0	0	0.00
UCLA	4	0	0	0	0	0.00
Southern California	4	4	0	0	0	0.00
Oregon	3	2	0	0	0	0.00
Nebraska	3	2	0	0	0	0.00
Minnesota	4	1	0	0	0	0.00
Michigan St.	3	0	0	0	0	0.00
Maryland	3	3	0	0	0	0.00
Iowa	3	2	0	0	0	0.00
Indiana	3	1	0	0	0	0.00
Illinois	3	0	0	0	0	0.00

**TURNOVER MARGIN**

Team	Lost			Gained			Margin	Per/G	
	G	Fum	Int	Tot	Fum	Int			Tot
Northwestern	3	0	2	2	4	1	5	3	1.00
Nebraska	3	0	2	2	2	3	5	3	1.00
Iowa	3	2	1	3	2	4	6	3	1.00
Ohio St.	3	2	2	4	4	2	6	2	0.67
Minnesota	4	2	3	5	1	6	7	2	0.50
Maryland	3	3	2	5	3	4	7	2	0.67
Oregon	3	0	3	3	2	2	4	1	0.33
Wisconsin	3	2	4	6	4	2	6	0	0.00
Washington	4	2	2	4	1	3	4	0	0.00
Rutgers	3	0	3	3	1	2	3	0	0.00
Purdue	3	2	1	3	1	2	3	0	0.00
Penn St.	3	0	3	3	1	2	3	0	0.00
Michigan	3	3	2	5	2	3	5	0	0.00
Southern California	4	4	5	9	4	4	8	-1	-0.25
Indiana	3	2	2	4	1	1	2	-2	-0.67
Michigan St.	3	4	3	7	0	4	4	-3	-1.00
Illinois	3	4	1	5	0	1	1	-4	-1.33
UCLA	4	1	6	7	0	1	1	-6	-1.50

**FIRST DOWNS**

Team	G	Rush	Pass	Pen	Total	Avg/G
Washington	4	33	54	4	91	22.75
Southern California	4	26	54	4	84	21
Indiana	3	23	52	5	80	26.67
Minnesota	4	25	41	11	77	19.25
Penn St.	3	25	39	6	70	23.33
Oregon	3	26	37	7	70	23.33
Illinois	3	25	37	8	70	23.33
Ohio St.	3	25	40	1	66	22
Wisconsin	3	29	31	5	65	21.67
Maryland	3	17	41	7	65	21.67
Nebraska	3	23	30	8	61	20.33
UCLA	4	17	34	8	59	14.75
Michigan St.	3	18	31	6	55	18.33
Iowa	3	30	15	3	48	16
Rutgers	3	23	18	5	46	15.33
Michigan	3	30	12	2	44	14.67
Purdue	3	16	25	2	43	14.33
Northwestern	3	17	16	6	39	13

**3RD-DOWN CONVERSIONS**

Team	G	Conv.	Att.	Pct.
Indiana	3	19	34	55.88
Oregon	3	21	40	52.5
Illinois	3	19	37	51.35
Ohio St.	3	19	40	47.5
Penn St.	3	17	36	47.22
Maryland	3	22	47	46.81
Southern California	4	27	58	46.55
Iowa	3	17	37	45.95
Wisconsin	3	17	38	44.74
Minnesota	4	22	52	42.31
Nebraska	3	16	42	38.1
Purdue	3	13	36	36.11
Washington	4	18	50	36
Michigan St.	3	12	34	35.29
Michigan	3	14	42	33.33
UCLA	4	15	46	32.61
Rutgers	3	14	46	30.43
Northwestern	3	10	38	26.32



**2024-25 Big Ten Football  
Extended Team Leaders  
In Conference games**

**1ST DOWNS RUSHING**

Team	G	Rush	Pass	Pen	Total	Avg/G
Washington	4	33	54	4	91	22.75
Michigan	3	30	12	2	44	14.67
Iowa	3	30	15	3	48	16
Wisconsin	3	29	31	5	65	21.67
Southern California	4	26	54	4	84	21
Oregon	3	26	37	7	70	23.33
Penn St.	3	25	39	6	70	23.33
Ohio St.	3	25	40	1	66	22
Minnesota	4	25	41	11	77	19.25
Illinois	3	25	37	8	70	23.33
Rutgers	3	23	18	5	46	15.33
Nebraska	3	23	30	8	61	20.33
Indiana	3	23	52	5	80	26.67
Michigan St.	3	18	31	6	55	18.33
UCLA	4	17	34	8	59	14.75
Northwestern	3	17	16	6	39	13
Maryland	3	17	41	7	65	21.67
Purdue	3	16	25	2	43	14.33

**OPT 3RD-DN CONVERT**

Team	G	Conv.	Att.	Pct.
Oregon	3	7	33	21.21
Southern California	4	12	46	26.09
Penn St.	3	12	38	31.58
Indiana	3	12	36	33.33
Rutgers	3	16	45	35.56
Washington	4	18	50	36
Ohio St.	3	13	35	37.14
Wisconsin	3	17	45	37.78
Nebraska	3	16	42	38.1
Michigan	3	18	45	40
Northwestern	3	15	36	41.67
Iowa	3	18	40	45
Maryland	3	18	39	46.15
Minnesota	4	26	54	48.15
Purdue	3	17	34	50
Illinois	3	19	36	52.78
Michigan St.	3	25	46	54.35
UCLA	4	33	53	62.26

**1ST DOWNS PASSING**

Team	G	Rush	Pass	Pen	Total	Avg/G
Washington	4	33	54	4	91	22.75
Southern California	4	26	54	4	84	21
Indiana	3	23	52	5	80	26.67
Minnesota	4	25	41	11	77	19.25
Maryland	3	17	41	7	65	21.67
Ohio St.	3	25	40	1	66	22
Penn St.	3	25	39	6	70	23.33
Oregon	3	26	37	7	70	23.33
Illinois	3	25	37	8	70	23.33
UCLA	4	17	34	8	59	14.75
Wisconsin	3	29	31	5	65	21.67
Michigan St.	3	18	31	6	55	18.33
Nebraska	3	23	30	8	61	20.33
Purdue	3	16	25	2	43	14.33
Rutgers	3	23	18	5	46	15.33
Northwestern	3	17	16	6	39	13
Iowa	3	30	15	3	48	16
Michigan	3	30	12	2	44	14.67

**4TH-DOWN CONVERSIONS**

Team	G	Conv.	Att.	Pct.
Minnesota	4	5	5	100
Michigan	3	5	5	100
Nebraska	3	4	5	80
Oregon	3	3	4	75
Ohio St.	3	6	8	75
Southern California	4	2	3	66.67
Penn St.	3	2	3	66.67
Michigan St.	3	2	3	66.67
UCLA	4	5	8	62.5
Wisconsin	3	2	4	50
Indiana	3	2	4	50
Illinois	3	3	6	50
Washington	4	5	11	45.45
Northwestern	3	2	5	40
Rutgers	3	2	8	25
Maryland	3	1	7	14.29
Purdue	3	0	1	0
Iowa	3	0	1	0



**2024-25 Big Ten Football  
Extended Team Leaders  
In Conference games**

**1ST DOWNS BY PENALTY**

Team	G	Rush	Pass	Pen	Total	Avg/G
Minnesota	4	25	41	11	77	19.25
UCLA	4	17	34	8	59	14.75
Nebraska	3	23	30	8	61	20.33
Illinois	3	25	37	8	70	23.33
Oregon	3	26	37	7	70	23.33
Maryland	3	17	41	7	65	21.67
Penn St.	3	25	39	6	70	23.33
Northwestern	3	17	16	6	39	13
Michigan St.	3	18	31	6	55	18.33
Wisconsin	3	29	31	5	65	21.67
Rutgers	3	23	18	5	46	15.33
Indiana	3	23	52	5	80	26.67
Washington	4	33	54	4	91	22.75
Southern California	4	26	54	4	84	21
Iowa	3	30	15	3	48	16
Purdue	3	16	25	2	43	14.33
Michigan	3	30	12	2	44	14.67
Ohio St.	3	25	40	1	66	22

**OPP 4TH-DN CONVERT**

Team	G	Conv.	Att.	Pct.
UCLA	4	0	1	0
Maryland	3	0	0	0
Illinois	3	0	3	0
Indiana	3	2	7	28.57
Ohio St.	3	1	3	33.33
Northwestern	3	3	8	37.5
Nebraska	3	4	9	44.44
Wisconsin	3	2	4	50
Penn St.	3	3	6	50
Iowa	3	5	9	55.56
Washington	4	2	3	66.67
Purdue	3	2	3	66.67
Minnesota	4	2	3	66.67
Michigan	3	2	3	66.67
Rutgers	3	6	8	75
Southern California	4	7	9	77.78
Oregon	3	5	6	83.33
Michigan St.	3	5	6	83.33

**OPPONENT 1ST DOWNS**

Team	G	Rush	Pass	Pen	Total	Avg/G
Ohio St.	3	14	26	1	41	13.67
Penn St.	3	17	27	3	47	15.67
Oregon	3	16	29	4	49	16.33
Wisconsin	3	22	27	3	52	17.33
Indiana	3	17	26	9	52	17.33
Nebraska	3	19	28	8	55	18.33
Iowa	3	25	33	1	59	19.67
Michigan	3	15	42	3	60	20
Rutgers	3	34	26	2	62	20.67
Washington	4	34	21	9	64	16
Maryland	3	25	34	5	64	21.33
Illinois	3	30	32	3	65	21.67
Michigan St.	3	22	41	6	69	23
Minnesota	4	32	36	5	73	18.25
Northwestern	3	22	49	3	74	24.67
Southern California	4	34	34	8	76	19
Purdue	3	28	43	11	82	27.33
UCLA	4	22	53	14	89	22.25



**2024-25 Big Ten Football  
Extended Team Leaders  
In Conference games**

**SACKS BY**

Team	G	No.	Yards	Avg/G
Michigan	3	13	76	4.33
Nebraska	3	11	71	3.67
Penn St.	3	10	77	3.33
Oregon	3	10	62	3.33
Indiana	3	9	67	3
Illinois	3	9	71	3
Ohio St.	3	8	29	2.67
Maryland	3	8	48	2.67
Purdue	3	6	38	2
Northwestern	3	6	45	2
Minnesota	4	6	49	1.5
Iowa	3	6	34	2
Washington	4	5	40	1.25
Rutgers	3	5	36	1.67
Wisconsin	3	4	29	1.33
UCLA	4	4	29	1
Southern California	4	3	16	0.75
Michigan St.	3	1	9	0.33

**KICKOFF COVERAGE**

Team	G	No	Yards	Avg.	Ret.	TB	NetAvg
Maryland	3	12	773	64.42	67	6	43.25
Iowa	3	16	1037	64.81	168	7	45.44
Michigan	3	15	955	63.67	26	7	49.27
Penn St.	3	17	1094	64.35	72	13	41.18
Northwestern	3	15	955	63.67	77	9	30.53
Indiana	3	22	1371	62.32	193	6	53.32
Illinois	3	14	902	64.43	61	11	39.93
Ohio St.	3	19	1235	65	19	18	40.58
Rutgers	3	8	428	53.5	81	1	48.13
Wisconsin	3	20	1287	64.35	49	14	37.8
Nebraska	3	13	827	63.62	86	8	43.38
Oregon	3	19	1193	62.79	36	14	41.16
UCLA	4	13	814	62.62	87	5	38
Southern California	4	22	1429	64.95	148	15	46.59
Minnesota	4	15	954	63.6	44	12	33.93
Michigan St.	3	10	616	61.6	10	7	35.6
Purdue	3	13	797	61.31	17	10	36.46
Washington	4	20	1225	61.25	279	7	46.05

**SACKS AGAINST**

Team	G	No.	Yards	Avg/G
Oregon	3	0	0	0
Wisconsin	3	1	3	0.33
Ohio St.	3	2	14	0.67
Penn St.	3	3	14	1
Indiana	3	3	23	1
Michigan	3	4	23	1.33
Rutgers	3	5	36	1.67
Northwestern	3	6	36	2
Iowa	3	6	35	2
Southern California	4	7	43	1.75
Purdue	3	9	73	3
Maryland	3	9	85	3
Minnesota	4	10	59	2.5
Washington	4	11	56	2.75
UCLA	4	11	81	2.75
Nebraska	3	11	96	3.67
Michigan St.	3	12	69	4
Illinois	3	14	80	4.67

**RED ZONE OFFENSE**

Team	G	Scores	Pct.	TDs	(R-P)	FGs	TurnO
Ohio St.	3	15 - 15	100.00	13	5 - 8	2 - 2	0
Minnesota	4	13 - 13	100.00	11	6 - 5	2 - 2	0
Iowa	3	8 - 8	100.00	6	5 - 1	2 - 2	0
Indiana	3	17 - 18	94.44	15	7 - 8	2 - 2	0
Penn St.	3	13 - 14	92.86	8	6 - 2	5 - 5	1
Southern California	4	12 - 13	92.31	10	2 - 8	2 - 2	1
Illinois	3	12 - 13	92.31	9	3 - 6	3 - 4	0
Purdue	3	9 - 10	90.00	5	2 - 3	4 - 5	0
UCLA	4	8 - 9	88.89	3	2 - 1	5 - 5	1
Northwestern	3	8 - 9	88.89	5	4 - 1	3 - 3	1
Wisconsin	3	11 - 13	84.62	10	9 - 1	1 - 2	1
Nebraska	3	8 - 10	80.00	7	3 - 4	1 - 3	0
Michigan	3	4 - 5	80.00	3	2 - 1	1 - 1	0
Maryland	3	6 - 8	75.00	5	2 - 3	1 - 1	2
Oregon	3	11 - 16	68.75	9	4 - 5	2 - 2	4
Washington	4	13 - 19	68.42	8	2 - 6	5 - 9	2
Rutgers	3	4 - 7	57.14	4	2 - 2	0 - 1	2
Michigan St.	3	5 - 9	55.56	3	1 - 2	2 - 2	4



**2024-25 Big Ten Football  
Extended Team Leaders  
In Conference games**

**PENALTIES**

Team	G	No.	Yards	Avg/G
Iowa	3	6	70	23.33
Rutgers	3	12	89	29.67
Penn St.	3	11	108	36
Oregon	3	14	109	36.33
Minnesota	4	20	157	39.25
Northwestern	3	14	119	39.67
Michigan	3	13	119	39.67
Wisconsin	3	15	120	40
Ohio St.	3	13	120	40
Illinois	3	17	125	41.67
Washington	4	21	190	47.5
Southern California	4	26	204	51
Michigan St.	3	17	160	53.33
Indiana	3	21	187	62.33
Maryland	3	22	203	67.67
Nebraska	3	28	220	73.33
UCLA	4	31	310	77.5
Purdue	3	25	258	86

**RED ZONE DEFENSE**

Team	G	Scores	Pct.	TDs	(R-P)	FGs	TurnO
Ohio St.	3	5 - 8	62.50	3	1 - 2	2 - 2	3
Rutgers	3	9 - 13	69.23	8	6 - 2	1 - 4	1
Penn St.	3	5 - 7	71.43	4	0 - 4	1 - 2	1
Nebraska	3	6 - 8	75.00	5	0 - 5	1 - 2	1
Wisconsin	3	7 - 9	77.78	4	2 - 2	3 - 4	1
Northwestern	3	12 - 15	80.00	8	4 - 4	4 - 4	3
Michigan St.	3	11 - 13	84.62	10	5 - 5	1 - 1	2
Maryland	3	11 - 13	84.62	9	6 - 3	2 - 2	1
Purdue	3	13 - 15	86.67	10	7 - 3	3 - 5	0
Michigan	3	13 - 15	86.67	9	3 - 6	4 - 5	1
UCLA	4	15 - 17	88.24	14	6 - 8	1 - 1	1
Oregon	3	8 - 9	88.89	5	3 - 2	3 - 3	1
Washington	4	9 - 10	90.00	6	3 - 3	3 - 3	1
Minnesota	4	9 - 10	90.00	7	6 - 1	2 - 2	0
Iowa	3	10 - 11	90.91	9	1 - 8	1 - 2	0
Southern California	4	13 - 14	92.86	8	7 - 1	5 - 5	1
Illinois	3	13 - 14	92.86	10	5 - 5	3 - 3	1
Indiana	3	8 - 8	100.00	5	2 - 3	3 - 3	0

**OPPONENT PENALTIES**

Team	G	No.	Yards	Avg/G
Nebraska	3	20	213	71
Oregon	3	22	197	65.67
Maryland	3	21	192	64
Illinois	3	22	190	63.33
Indiana	3	20	187	62.33
Minnesota	4	24	228	57
Purdue	3	19	169	56.33
Penn St.	3	19	165	55
UCLA	4	26	217	54.25
Michigan St.	3	18	155	51.67
Rutgers	3	18	146	48.67
Wisconsin	3	17	138	46
Washington	4	17	171	42.75
Southern California	4	17	150	37.5
Michigan	3	15	103	34.33
Northwestern	3	13	99	33
Iowa	3	12	99	33
Ohio St.	3	6	49	16.33



**2024-25 Big Ten Football  
Extended Team Leaders  
In Conference games**

**TIME OF POSSESSION**

Team	G	Total possession	Avg/G
Ohio St.	3	103:38	34:32
Southern California	4	129:13	32:18
Washington	4	127:55	31:59
Maryland	3	95:41	31:53
Indiana	3	94:22	31:28
Penn St.	3	93:16	31:05
Michigan	3	93:04	31:01
Nebraska	3	92:14	30:44
Oregon	3	91:21	30:27
Illinois	3	89:01	29:40
UCLA	4	116:53	29:13
Wisconsin	3	86:36	28:52
Minnesota	4	115:11	28:48
Purdue	3	84:44	28:14
Rutgers	3	82:55	27:38
Iowa	3	81:58	27:19
Northwestern	3	81:08	27:02
Michigan St.	3	80:50	26:56





**2024-25 Big Ten Football  
Conference Active Individual Leaders  
In Conference games**

**RUSHING** (Minimum Games Played Pct. 75%, 10 Rushing Attempts/Game)

#	Player	G	Att.	Yds	Avg.	TD	Lg	Avg/g
---	--------	---	------	-----	------	----	----	-------

**PASSING AVG/GAME** (Minimum Games Played Pct. 75%)

#	Player	G	Comp-att-int	Yds	TD	Avg/g
---	--------	---	--------------	-----	----	-------

**PASS EFFICIENCY** (Minimum Games Played Pct. 75%, 15 Total Passes/Game)

#	Player	G	Comp-att-int	Yds	TD	Eff.
---	--------	---	--------------	-----	----	------

**RECEPTIONS/GAME** (Minimum Games Played Pct. 75%)

#	Player	G	No.	Yds	TD	Lg	Yds/g	Rec/g
---	--------	---	-----	-----	----	----	-------	-------

**RECEIVE YDS/GAME** (Minimum Games Played Pct. 75%)

#	Player	G	No.	Yds	TD	Long	Avg/c	Yds/g
---	--------	---	-----	-----	----	------	-------	-------

**ALL PURPOSE** (Minimum Games Played Pct. 75%)

#	Player	G	Rush	Rcv	PR	KR	Yds	Avg/g
---	--------	---	------	-----	----	----	-----	-------

**PUNTING** (Minimum Games Played Pct. 75%, 3.6 Punts/Game)

#	Player	G	No.	Yds	Lg	120	50+	TB	Avg.
---	--------	---	-----	-----	----	-----	-----	----	------

**FIELD GOALS** (Minimum Games Played Pct. 75%)

#	Player	G	Made	Att.	Long	Pct.	Avg.
---	--------	---	------	------	------	------	------

**FIELD GOAL PCT** (Minimum Games Played Pct. 75%)

#	Player	G	Made	Att.	Long	Pct.
---	--------	---	------	------	------	------

**PAT KICKING PCT** (Minimum Games Played Pct. 75%)

#	Player	G	Made	Att.	Pct.
---	--------	---	------	------	------

**TOTAL OFFENSE** (Minimum Games Played Pct. 75%)

#	Player	G	Rush	Pass	Plays	Total	Yds/g
---	--------	---	------	------	-------	-------	-------

**SCORING** (Minimum Games Played Pct. 75%)

#	Player	G	TD	FG	XPT	2XP	Pts	Pts/g
---	--------	---	----	----	-----	-----	-----	-------

**SCORING (TDs)** (Minimum Games Played Pct. 75%, 1 Touchdowns)

#	Player	G	Run	Rec	Ret	Pts	Avg/g
---	--------	---	-----	-----	-----	-----	-------

**SCORING (KICK)** (Minimum Games Played Pct. 75%)

#	Player	G	PAT	FG	Pts	Avg/g
---	--------	---	-----	----	-----	-------

**PUNT RETURN AVG** (Minimum Games Played Pct. 75%)

#	Player	G	No.	Yds	TD	Long	Avg.
---	--------	---	-----	-----	----	------	------

**KICK RETURN AVG** (Minimum Games Played Pct. 75%)

#	Player	G	No.	Yds	TD	Long	Avg.
---	--------	---	-----	-----	----	------	------



2024-25 Big Ten Football  
Conference Active Individual Leaders  
In Conference games

**TACKLES (All positions)** (Minimum Games Played Pct. 75%)

#	Player	G	Pos	Solo	Ast	Total	Avg/g
---	--------	---	-----	------	-----	-------	-------

**SACKS** (Minimum Games Played Pct. 75%)

#	Player	G	Pos	Solo	Ast	Total	Avg/g
---	--------	---	-----	------	-----	-------	-------

**TACKLES FOR LOSS** (Minimum Games Played Pct. 75%, 1.25 Total Tackles For Loss/Game)

#	Player	G	Pos	Solo	Ast	Total	Avg/g
---	--------	---	-----	------	-----	-------	-------



**2024-25 Big Ten Football  
Conference Active Individual Leaders  
In Conference games**

**FUMBLES FORCED** (Minimum Games Played Pct. 75%)

#	Player	G	No.	Avg/g
---	--------	---	-----	-------

**FUMBLES RECOVERED** (Minimum Games Played Pct. 75%)

#	Player	G	No.	Avg/g
---	--------	---	-----	-------

**PASSES DEFENDED** (Minimum Games Played Pct. 75%)

#	Player	G	Brup	Int.	Total	Avg/g
---	--------	---	------	------	-------	-------

**INTERCEPTIONS** (Minimum Games Played Pct. 75%)

#	Player	G	No.	Yds	TD	Long	Avg/g
---	--------	---	-----	-----	----	------	-------