



BIG TEN WOMEN'S BASKETBALL

WEEKLY RELEASE • NOV. 26, 2024

Contact: Candace Johnson, Associate Director, Communications • Office: 847-696-1010 • Cell: 301-814-0432 • E-mail: cjohnson@bigten.org

2024-25 STANDINGS

	Conference Games					All Games					Top		Stk
	W-L	PCT	H	A	Streak	W-L	PCT	H	A	N	25*	10	
(RV/NR) Minnesota	0-0	.000	0-0	0-0	-	7-0	1.000	5-0	0-0	2-0	-	7-0	W7
(NR/RV) Penn State	0-0	.000	0-0	0-0	-	7-0	1.000	5-0	0-0	2-0	-	7-0	W7
(22/24) Iowa	0-0	.000	0-0	0-0	-	6-0	1.000	3-0	1-0	2-0	-	6-0	W6
(10/11) Maryland	0-0	.000	0-0	0-0	-	6-0	1.000	4-0	2-0	0-0	1-0	6-0	W6
(RV/RV) Michigan State	0-0	.000	0-0	0-0	-	6-0	1.000	5-0	1-0	0-0	-	6-0	W6
(19/19) Illinois	0-0	.000	0-0	0-0	-	5-0	1.000	5-0	0-0	0-0	1-0	5-0	W5
(11/9) Ohio State	0-0	.000	0-0	0-0	-	5-0	1.000	3-0	2-0	0-0	-	5-0	W5
(1/2) UCLA	0-0	.000	0-0	0-0	-	5-0	1.000	4-0	0-0	1-0	2-0	5-0	W5
(21/RV) Oregon	0-0	.000	0-0	0-0	-	6-1	.857	6-0	0-0	0-1	1-0	6-1	L1
(RV/RV) Michigan	0-0	.000	0-0	0-0	-	5-1	.833	5-0	0-0	0-1	0-1	5-1	W5
(25/25) Nebraska	0-0	.000	0-0	0-0	-	5-1	.833	4-0	0-1	1-0	-	5-1	L1
Wisconsin	0-0	.000	0-0	0-0	-	5-1	.833	5-0	0-1	0-0	-	5-1	W3
Purdue	0-0	.000	0-0	0-0	-	4-1	.800	4-1	0-0	0-0	0-1	4-1	W3
(6/6) USC	0-0	.000	0-0	0-0	-	4-1	.800	3-1	0-0	1-0	1-1	4-1	L1
Washington	0-0	.000	0-0	0-0	-	6-2	.750	6-0	0-1	0-1	0-1	6-2	L1
Rutgers	0-0	.000	0-0	0-0	-	4-2	.667	4-1	0-1	0-0	-	4-2	L2
(RV/RV) Indiana	0-0	.000	0-0	0-0	-	4-3	.571	2-1	0-1	2-1	2-1	4-3	L1
Northwestern	0-0	.000	0-0	0-0	-	1-3	.250	1-3	0-0	0-0	-	1-3	L1

(x) - AP/WBCA-USA Today Top 25 poll rankings (RV - receiving votes) * - Only opponents ranked in Top 25 of either poll at tipoff

BIG TEN. BIG NEWS.

- Big Ten teams are taking part in 10 different tournaments this week, which includes a couple of Top 25 matchups. No. 14/16 Kentucky and No. 19 Illinois will face off in Nashville on Wednesday at 8 p.m. ET as part of the Music City Classic. The game will be streamed on BallerTV. For a third time this season, a Big Ten team is set to take on South Carolina. Purdue will battle the No. 4/5 Gamecocks at the Fort Myers Tip-off on Saturday at 11 a.m. ET. Action will be streamed on the Women's Sports Network.
- DOWN GOES NO. 1! In front of a sellout crowd at Pauley Pavilion, No. 5 UCLA took down the defending national champions in No. 1 South Carolina, 77-62. The win marked the first victory for the Bruins over a number one ranked opponent in program history and snapped the Gamecocks' 43-game winning streak. South Carolina hadn't lost since falling to Iowa in the Final Four of the 2023 NCAA Tournament and it was the first road defeat for the Gamecocks since December 2021.
- There's a new top-ranked team in this week's Associated Press (AP) poll. After handing South Carolina its first loss of the season, UCLA received 20 first-place votes and jumped four spots to be ranked No. 1 in the country. It is the first time in program history that the Bruins have earned the top ranking.
- Seven teams joined No. 1 UCLA in the AP poll – No. 6 USC, No. 10 Maryland, No. 11 Ohio State, No. 19 Illinois, No. 21 Oregon, No. 22 Iowa and No. 25 Nebraska. Iowa made its first appearance of the season and Illinois achieved its best ranking since being ranked 13th on Jan. 17, 2000. Michigan, Michigan State, Indiana and Minnesota received votes. The Big Ten holds the top spot with eight ranked teams.
- The Women's Basketball Coaches Association (WBCA)/USA Today poll featured seven Big Ten teams this week – No. 2 UCLA, No. 6 USC, No. 9 Ohio State, No. 11 Maryland, No. 19 Illinois, No. 24 Iowa and No. 25 Nebraska. Oregon, Michigan State, Penn State, Indiana and Michigan garnered votes. The Big Ten and SEC tied for the most ranked teams.
- The Big Ten paces all Division I conferences with 91 wins so far this season, followed by the ACC (89), Big 12 (79) and SEC (77). The conference also has eight teams with unblemished records.
- Offensive production remains the calling card of the Big Ten Conference. The league has 10 teams averaging more than 80 points per game and seven included among the nation's top 25 scoring offenses – Michigan State (4th – 96.3), Ohio State (5th – 93.4), Michigan (8th – 90.3), Penn State (14th – 87.6), Nebraska (15th – 87.0), Maryland (20th – 86.3) and USC (23rd – 84.8).
- Michigan State leads the nation in assists per game (23.2) while Nebraska ranks second in field goal percentage at 53.5 percent.
- The Big Ten currently leads all Division I conferences in scoring (80.0 ppg), field goal percentage (.471) and assists (17.3 apg).
- Heading into the fourth week of the season, the Big Ten has faced 13 ranked opponents and holds an 8-5 record. This includes numerous upsets – Oregon def. No. 12 Baylor, 76-74; Illinois def. No. 19 Florida State, 83-74; No. 18 Maryland def. No. 11 Duke, 85-80; Indiana def. No. 24 Stanford, 79-66; No. 5 UCLA def. No. 1 South Carolina, 77-62; Indiana def. No. 18 Baylor, 73-65.
- Fifth-year senior Kendall Bostic was voted Big Ten Player of the Week after averaging 28 points and 10 rebounds while shooting 83.9 percent from the field for Illinois. She scored a career-high

UPCOMING GAMES

Tuesday, Nov. 26
 (1) Cal vs. (RV/RV) Michigan State.....2pm truTV
 (2) UMES vs. (19/19) Illinois2:15pm BallerTV
 (3) South Dakota State vs. (21/RV) Oregon..... 7pm BallerTV
 Northwestern at Loyola Chicago7pm ESPN+
 Kansas City at (25/25) Nebraska.....8pm B1G+

Wednesday, Nov. 27
 (4) Washington vs. Southern.....11am FloHoops
 (1) (RV/RV) Michigan State vs. Arizona/Vanderbilt.....TBA truTV
 Drexel at (NR/RV) Penn State1pm B1G+
 (1) Seton Hall vs. (6/6) USC7pm truTV
 (2) (14/16) Kentucky vs. (19/19) Illinois..... 8pm BallerTV

Thursday, Nov. 28
 (5) Old Dominion vs. (11/9) Ohio State.... 11am BallerTV
 (6) Wisconsin vs. San Diego State1:30pm FloHoops
 (7) Purdue vs. (NR/RV) Middle Tennessee....4:30pm WSN
 (6) Rhode Island vs. (22/24) Iowa6:30pm FloHoops

Friday, Nov. 29
 (6) Wisconsin vs. Providence.....11am FloHoops
 (7) (RV/RV) Michigan vs. Belmont2pm WSN
 Marquette at Rutgers2pm BTN
 (8) (RV/NR) Minnesota vs. Houston ...2:15pm YouTube
 (5) Utah State vs. (11/9) Ohio State ...3:30pm BallerTV
 (9) UT Martin vs. (1/2) UCLA5pm
 (1) Saint Louis vs. (6/6) USC7pm truTV
 (6) (22/24) Iowa vs. BYU.....9pm FloHoops

Saturday, Nov. 30
 (7) TBA vs. (RV/RV) MichiganTBA WSN
 (7) Purdue vs. (4/5) South Carolina.....11am WSN
 (8) (RV/NR) Minnesota vs. Louisiana.....12pm YouTube
 (6) Wisconsin vs. VCU.....1:30pm FloHoops
 Georgia Southern at Rutgers2pm B1G+
 (10) George Mason vs. (10/11) Maryland ...3:30pm ESPN+
 (9) (1/2) UCLA vs. Fresno State5pm

Sunday, Dec. 1
 Cornell at Northwestern.....2pm B1G+
 Maine at (RV/RV) Indiana2pm B1G+
 (10) (10/11) Maryland vs. Toledo3:30pm ESPN+
 (9) (1/2) UCLA vs. Hawaii7:30pm

- (1) Acrisure Holiday Invitational (Palm Springs, Calif.)
- (2) Music City Classic (Nashville, Tenn.)
- (3) Hawai'i North Shore Showcase (Laie, Hawaii)
- (4) Pink Flamingo Championship (Nassau, Bahamas)
- (5) Daytona Beach Classic (Daytona Beach, Fla.)
- (6) Cancun Challenge (Cancun, Mex.)
- (7) Fort Myers Tip-off (Fort Myers, Fla.)
- (8) Big Easy Classic (New Orleans, La.)
- (9) Rainbow Wahine Showdown (Honolulu, O'ahu, Hawaii)
- (10) Navy Classic (Annapolis, Md.)

All times Eastern (dates, times and TV subject to change)

NOTES: Big Ten Network (BTN) games also on the FOX Sports app, with B1G+ games at bigtenplus.com ... Games on ESPN networks also on the ESPN app.

Rankings from Associated Press/WBCA-USA Today polls at tipoff (RV - receiving votes/NR - not ranked; if only one rank is listed, it's from the AP poll)

LATEST RESULTS

Monday, Nov. 25
 Indiana vs. 16/15 UNC..... L, 69-39
 Washington vs. 7/7 LSU L, 68-67
 23/25 Oregon vs. Georgia Tech L, 74-58

2024-25 CONFERENCE TEAM VS. TEAM RESULTS

OPPONENT

TEAM	ILL	IND	IOWA	MD	MICH	MSU	MINN	NEB	NU	OSU	ORE	PSU	PUR	RU	UCLA	USC	WASH	WIS
ILL	--																	
IND		--																
IOWA			--															
MD				--														
MICH					--													
MSU						--												
MINN							--											
NEB								--										
NU									--									
OSU										--								
ORE											--							
PSU												--						
PUR													--					
RU														--				
UCLA															--			
USC																--		
WASH																	--	
WIS																		--

BIG TEN. BIG NEWS.

31 points versus Oregon State and put up 25 points, going 11-for-13 from the field, with 12 rebounds against Le Moyne.

- Purdue’s Lana McCarthy was selected as the Big Ten Freshman of the Week after recording the second double-double of her career behind 12 points and 10 rebounds against Bellarmine. She became the first Boilermaker rookie since the 2004-05 season to have multiple double-doubles in a season. McCarthy also matched her career mark with 18 points on 8-of-11 shooting versus UT Arlington.
- Rutgers legend Cappie Pondexter was selected as one of seven inductees into the Women’s Basketball Hall of Fame as a member of the 2025 class. Pondexter, who was inducted into the Rutgers Athletics Hall of Fame in 2016, led the Scarlet Knights to back-to-back BIG EAST Championships in 2005 and 2006. She was the first player to earn All-BIG EAST First Team laurels four times in the history of the league and ranks third in Rutgers history with 2,211 career points. Pondexter was the second overall pick in the 2006 WNBA Draft by the Phoenix Mercury. She went on to win two WNBA titles with the Mercury, be named Finals MVP in 2007, earn seven All-Star appearances and win a gold medal at the 2008 Summer Olympics in Beijing.
- The new era of Big Ten women’s basketball got off to a hot start as programs won more than 87 percent of their games during the first week of the 2024-25 campaign. The stellar results included five wins over AP Top 25 opponents, including three upsets.
- The 2024-25 television schedule features the most coverage on nationally distributed platforms in Big Ten women’s basketball history. Twelve Big Ten matchups, including eight regular season games, will be televised on a broadcast platform via NBC or FOX, the most in conference history. All 162 conference games will be nationally produced or distributed for the 11th consecutive season.
- The 2025 TIAA Big Ten Women’s Basketball Tournament is set for March 5-9 inside Gainbridge Fieldhouse. This will mark the 26th time the tournament has been held in Indianapolis since the event began in 1982. The tournament will be the first to feature a 15-team field. Peacock will televise the opening three games on Wednesday, with second-round, quarterfinal and semifinal games on Thursday, Friday and Saturday slated for the Big Ten Network. CBS will broadcast

Sunday’s championship game for the second year in a row.

AROUND THE LEAGUE

- Michigan dropped 111 points on Long Beach State, the third-most in program history.
- Shyanne Sellers grabbed her 500th career rebound as a Terrapin against Saint Francis (Pa.).
- Penn State earned its first win over Georgia in program history with a 67-47 victory.
- Nebraska’s Alexis Markowski notched her school-record 42nd career double-double to become the sixth Husker in history with 1,000 career rebounds.
- Washington tallied 16 blocks in its defeat of Prairie View A&M, a new program record. The 16 rejections tied the fourth-best mark in Big Ten history. Individually, Tayre Eke had eight blocks, the most in a game by a player at Alaska Airlines Arena.
- Kendall Bostic became the fourth player in Illinois history to register 1,000 points and 1,000 rebounds in a career.
- Serah Williams surpassed 1,000 career points against UIC, the 29th Wisconsin player to achieve the feat. She tied for the third fastest in program history to do so, reaching the mark in just 66 games.
- Sophomore JuJu Watkins etched her name in the record books during the Trojans’ 81-50 victory over Santa Clara. Watkins scored her 1,000th career point to become the fastest player in USC history to reach the 1,000-point mark (38 games). She surpassed the previous record held by women’s basketball legend Cheryl Miller (48 games). Watkins’ 1,000 points in 38 games tied for the second fastest in Division I women’s basketball history.
- Indiana handed No. 24 Stanford its first loss of the season, 79-66. It was the first win for the Hoosiers over the Cardinal since the inaugural meeting in 1979.
- Oregon earned its first win in program history over Auburn, 70-68, on Nov. 20. The Tigers had taken both previous meetings in 1989 and 1990.

BIG TEN. BIG NEWS.

- Illinois head coach Shauna Green picked up her 200th career victory after guiding the Illini to an 84-37 win over Eastern Illinois.
 - Head coach Lindsay Gottlieb recorded her 300th career win in USC's 124-39 triumph over CSUN. The Trojans' 124 points are the most in program history and ties for fifth-most in Big Ten history. The 85-point margin of victory is the largest in school history.
 - The Fighting Illini recorded their third-largest crowd in program history on Nov. 18 when 13,486 fans filled the stands at State Farm Center, the largest crowd in 25 years.
 - Nebraska sank a school-record 20 three-pointers on its way to one of the top-five scoring performances in program history, a 113-70 win over South Dakota.
 - Oregon held North Texas to just nine first-half points, the fewest given up in any half in program history.
 - Chance Gray tied Ohio State's single game record with nine made three-pointers against Charlotte.
 - Addison O'Grady finished with 18 points against Virginia Tech, going 9-for-9 from the floor. She tied for the third-best single game shooting performance in Iowa women's basketball history.
 - USC scored 40 points in the first quarter versus Cal Poly. It was the most points scored in a quarter in school history and tied for fifth-most in the Big Ten record book.
 - Rayah Marshall notched her 1,000th career point against Cal Poly, the 29th USC player to achieve the feat.
 - Mara Braun recorded eight steals against Vermont, becoming Minnesota's first player since 1994 to do so.
 - Kendall Bostic finished with nine rebounds against Florida State, which pushed her over the 1,000-rebound mark for her career. She is just the fourth Illini in program history to surpass 1,000 career boards.
 - Maryland's Allie Kubek recorded her 500th career rebound against Coppin State.
 - Lana McCarthy scored 18 points and 10 rebounds versus Purdue Fort Wayne, the only Purdue rookie to ever record a double-double in a season opener.
 - Wisconsin racked up 95 points against Wright State, the most points the Badgers have ever scored in a season opener.
 - Kiki Iriafen (22 points, 13 rebounds) and JuJu Watkins (27 points, 10 rebounds) both had double-doubles when USC beat No. 20 Ole Miss, marking the first time since 2010 that two Trojans recorded double-doubles in a season opener.
 - Moriah Murray connected on eight three-pointers versus Bucknell, the second-most in a single game in Penn State history.
-

ASSOCIATED PRESS POLL

Poll #4 (Week 4) — Nov. 25, 2024

Rk.	Team (1st-Place Votes)	Record	Pts.
1.	UCLA (20)	5-0	782
2.	UConn (9)	4-0	760
3.	Notre Dame (3)	5-0	751
4.	South Carolina	5-1	688
5.	Texas	4-0	677
6.	USC	4-1	630
7.	LSU	6-0	593
8.	Oklahoma	5-0	572
9.	Kansas State	5-0	532
10.	Maryland	6-0	527
11.	Ohio State	5-0	462
12.	West Virginia	6-0	440
13.	Duke	5-1	360
14.	Kentucky	5-0	344
15.	Iowa State	5-1	337
16.	North Carolina	5-1	310
17.	TCU	6-0	275
18.	Ole Miss	3-1	261
19.	Illinois	5-0	183
20.	NC State	3-2	173
21.	Oregon	6-0	161
22.	Iowa	6-0	147
23.	Alabama	6-0	129
24.	Louisville	4-2	75
25.	Nebraska	5-1	58

Others receiving votes: Michigan 51, Michigan State 25, Baylor 23, Vanderbilt 21, Stanford 17, Tennessee 9, Indiana 9, Florida State 6, Miami 4, Richmond 4, Creighton 2, Minnesota 1, Harvard 1

USA TODAY COACHES POLL

Poll #4 (Week 4) — Nov. 26, 2024

Rk.	Team (1st-Place Votes)	Record	Pts.
1.	UConn (13)	5-0	749
2.	UCLA (14)	5-0	748
3.	Notre Dame (3)	5-0	715
4.	Texas (1)	4-0	676
5.	South Carolina	5-1	667
6.	USC	4-1	597
7.	LSU	7-0	578
8.	Oklahoma	6-0	566
9.	Ohio State	5-0	502
10.	West Virginia	6-0	461
11.	Maryland	6-0	452
12.	Kansas State	5-1	429
13.	Duke	6-1	425
14.	North Carolina	6-1	346
15.	Iowa State	5-1	334
16.	Kentucky	5-0	310
17.	NC State	4-2	207
18.	Ole Miss	4-1	203
19.	Illinois	5-0	192
20.	Alabama	7-0	186
21.	TCU	6-0	173
22.	Baylor	5-2	120
23.	Louisville	4-2	113
24.	Iowa	6-0	190
25.	Nebraska	5-1	61

Others receiving votes: Oregon 46, Tennessee 38, Florida State 33, Michigan State 11, Penn State 9, Georgia Tech 9, Middle Tennessee 6, Indiana 6, Richmond 4, Mississippi State 4, Saint Joseph's 2, Michigan 2, Creighton 2, Ball State 2, Stanford 1

NCAA NET RANKINGS

Coming Dec. 2, 2024

Rk.	Team	Record
1.		
2.		
3.		
4.		
5.		
6.		
7.		
8.		
9.		
10.		
11.		
12.		
13.		
14.		
15.		
16.		
17.		
18.		
19.		
20.		
21.		
22.		
23.		
24.		
25.		

Other Big Ten teams:

2024-25 BIG TEN SCHOOLS IN THE POLLS - AP/WBCA-USA TODAY

	ILL	IND	IOWA	MD	MICH	MSU	MINN	NEB	NU	OSU	ORE	PSU	PUR	RU	UCLA	USC	WASH	WIS
Preseason	RV/RV	25/24	RV/RV	18/18	-/RV	RV/-	-/-	23/23	-/-	14/14	-/-	-/-	-/-	-/-	5/6	3/3	-/-	-/-
Nov. 11/12	23/24	RV/RV	RV/RV	11/14	RV/RV	RV/RV	-/-	21/20	-/-	12/12	25/RV	-/RV	-/-	-/-	5/6	3/3	-/-	-/-
Nov. 18/19	23/23	-/-	RV/RV	11/13	RV/RV	RV/RV	-/-	21/19	-/-	12/11	23/25	-/RV	-/-	-/-	5/6	3/3	-/-	-/-
Nov. 25/26	19/19	RV/RV	22/24	10/11	RV/RV	RV/RV	RV/-	25/25	-/-	11/9	21/RV	-/RV	-/-	-/-	1/2	6/6	-/-	-/-

RV - receiving votes

BIG TEN WEEKLY HONORS - NOV. 25

Player of the Week

Kendall Bostic, Illinois

5th-Yr. – Forward – Kokomo, Ind. – Northwestern

- Averaged 28 points and 10 rebounds while shooting 83.9 percent from the field
- Put up 25 points, going 11-for-13 from the field, and 12 rebounds against Le Moyne for the 36th double-double of her career
- Had a career-high 31 points with eight rebounds versus Oregon State
- Earns her first Big Ten Player of the Week award
- Last Illinois Player of the Week: Genesis Bryant (Jan. 2, 2023)

Freshman of the Week

Lana McCarthy, Purdue

Forward – Bedford, N.H. – Bedford

- Posted her second double-double of her career behind 12 points and 10 boards against Bellarmine
- Became the first Boilermaker rookie since the 2004-05 season to record multiple double-doubles in a season
- Matched her career-high 18 points on 8-of-11 shooting with five rebounds versus UT Arlington
- Collects her first Big Ten Freshman of the Week laurel
- Last Purdue Freshman of the Week: Mary Ashley Stevenson (Feb. 12, 2024)

Honor Roll

Lauren Betts, UCLA: Recorded her third straight double-double (11 points, 14 rebounds) in UCLA's win over No. 1 South Carolina

Gracie Merkle, PSU: Averaged 20 points and 11 rebounds during a pair of Penn State victories

2024-25 BIG TEN PLAYERS OF THE WEEK

- Nov. 11** P: Destiny Adams, Sr., RU
F: Syla Swords, MICH
- Nov. 18** P: Lauren Betts, Jr., UCLA
F: Mila Holloway, MICH
- Nov. 25** P: Kendall Bostic, 5th-Yr., ILL
F: Lana McCarthy, PUR
- Dec. 2** P:
F:
- Dec. 9** P:
F:
- Dec. 16** P:
F:
- Dec. 23** P:
F:
- Jan. 6** P:
F:
- Jan. 13** P:
F:
- Jan. 20** P:
F:
- Jan. 27** P:
F:
- Feb. 3** P:
F:
- Feb. 10** P:
F:
- Feb. 17** P:
F:
- Feb. 24** P:
F:
- March 3** P:
F:

PRESEASON NATIONAL AWARDS WATCH LISTS

AP Preseason All-America Team
JuJu Watkins, USC
Kiki Iriafen, USC

The Athletic Preseason All-America Team

Lauren Betts, UCLA (first team)
Kiki Iriafen, USC (first team)
JuJu Watkins, USC (first team)

Nancy Lieberman Award Watch List

Makira Cook, Illinois
Lucy Olsen, Iowa
Deja Kelly, Oregon
Charlisse Leger-Walker, UCLA
Kiki Rice, UCLA
Talia von Oelhoffen, USC

Ann Meyers Drysdale Award Watch List

Genesis Bryant, Illinois
Shyanne Sellers, Maryland
Mara Braun, Minnesota
JuJu Watkins, USC

Lisa Leslie Award Watch List

Alexis Markowski, Nebraska
Lauren Betts, UCLA
Rayah Marshall, USC

Katrina McClain Award Watch List

Kendall Bostic, Illinois
Janiah Barker, UCLA
Kiki Iriafen, USC

Cheryl Miller Award Watch List

Yarden Garzon, Indiana
Saylor Poffenbarger, Maryland
Grace VanSlooten, Michigan State
Cotie McMahon, Ohio State
Angela Dugalic, UCLA

Naismith Trophy Watch List

Makira Cook, Illinois
Lucy Olsen, Iowa
Hannah Stuelke, Iowa
Shyanne Sellers, Maryland
Alexis Markowski, Nebraska
Cotie McMahon, Ohio State
Deja Kelly, Oregon
Lauren Betts, UCLA
Charlisse Leger-Walker, UCLA
Kiki Rice, UCLA
Kiki Iriafen, USC
Rayah Marshall, USC
Talia von Oelhoffen, USC
JuJu Watkins, USC

Wade Trophy Watch List

Lauren Betts, UCLA
Kiki Iriafen, USC
JuJu Watkins, USC

Wooden Award Preseason Top 50 Watch List

Hannah Stuelke, Iowa
Lucy Olsen, Iowa
Shyanne Sellers, Maryland
Alexis Markowski, Nebraska
Cotie McMahon, Ohio State
Ajae Petty, Ohio State
Deja Kelly, Oregon
Lauren Betts, UCLA
Charlisse Leger-Walker, UCLA
Kiki Rice, UCLA
Kiki Iriafen, USC
Talia von Oelhoffen, USC
JuJu Watkins, USC

2024-25 NATIONAL WEEKLY AWARDS

Ann Meyers Drysdale Players (USBWA)

Nov. 12 Destiny Adams, RU
Lauren Betts, UCLA

Tamika Catchings Freshman (USBWA)

Nov. 12 Syla Swords, MICH

National Team of the Week (USBWA)

Nov. 12 Oregon
Nov. 26 UCLA

BIG TEN ACTIVE LEADERS

CAREER POINTS

Player, Year, School	Points
*Peyton Scott, Gr., ORE	1,950
*Deja Kelly, Gr., ORE	1,933
*Charlisse Leger-Walker, Gr., UCLA.....	1,743
*Makira Cook, 5th-Yr., ILL.....	1,683
*Lucy Olsen, Sr., IOWA.....	1,608
*Sarah Te-Biasu, Gr., MD	1,529
Alexis Markowski, Sr., NEB.....	1,458

CAREER ASSISTS

Player, Year, School	Assists
*Nyla Hampton, Gr., MSU	453
Shyanne Sellers, Sr., MD	433
*Lucy Olsen, Sr., IOWA.....	418
*Talia von Oelhoffen, Gr., USC.....	412

CAREER STEALS

Player, Year, School	Steals
*Nyla Hampton, Gr., MSU	372
*Peyton Scott, Gr., ORE	222
*Elisa Mevius, Jr., ORE	216

CAREER REBOUNDS

Player, Year, School	Rebounds
*Kendall Bostic, 5th-Yr., ILL.....	1,109
Alexis Markowski, Sr., NEB.....	1,001
Rayah Marshall, Sr., USC.....	909
Phillipina Kyei, Sr., ORE	880

CAREER BLOCKS

Player, Year, School	Blocks
Rayah Marshall, Sr., USC	242
*Christina Dalce, Sr., MD	175
*Tayra Eke, Sr., WASH	170
*Dalayah Daniels, Gr., WASH.....	169

* - includes stats from a previous school

BIG TEN COACHING RECORDS

Coach, School	Year		Career		School		Big Ten	
	Overall	at School	Record	Pct.	Record	Pct.	Record	Pct.
Shauna Green, ILL	11th	3rd	202-100	.669	46-25	.648	19-17	.527
Teri Moren, IND	22nd	11th	429-232	.649	230-102	.693	114-60	.655
Jan Jensen, IOWA	1st	1st	6-0	1.000	6-0	1.000	0-0	.000
Brenda Frese, MD	26th	23rd	645-191	.772	588-161	.785	158-34	.822
Kim Barnes Arico, MICH	29th	13th	536-340	.612	266-134	.665	119-84	.586
Robyn Fralick, MSU	10th	2nd	220-85	.721	28-9	.757	12-6	.667
Dawn Plitzuweit, MINN	18th	2nd	392-157	.714	27-16	.628	5-13	.278
Amy Williams, NEB	18th	9th	335-221	.603	142-112	.559	69-73	.485
Joe McKeown, NU	39th	17th	769-417	.648	260-243	.517	108-166	.394
Kevin McGuff, OSU	23rd	12th	458-203*	.693	203-104*	.661	103-57*	.643
Kelly Graves, ORE	28th	11th	611-274^	.690	229-112^	.672	0-0	.000
Carolyn Kieger, PSU	11th	6th	169-150	.530	70-86	.449	25-66	.274
Katie Gearlds, PUR	12th	4th	283-96	.747	55-46	.545	21-32	.396
Coquese Washington, RU	15th	3rd	233-215	.520	24-46	.343	105-135	.437
Cori Close, UCLA	14th	14th	292-140	.676	292-140	.676	0-0	.000
Lindsay Gottlieb, USC	15th	4th	301-161	.652	66-33	.667	0-0	.000
Tina Langley, WASH	10th	4th	174-109	.615	48-48	.500	0-0	.000
Marisa Moseley, WIS	7th	4th	84-88	.488	39-59	.398	17-37	.314

* specific wins from 2016-17, 2017-18 and 2018-19 seasons later vacated by the NCAA
 ^ does not include 2 wins from 2018-19 season due to suspension

BIG TEN WOMEN'S BASKETBALL COMMUNICATIONS CONTACTS

ILLINOIS Jess Leiffheit Phone: (217) 333-3631 jessleiff@illinois.edu	OHIO STATE Maria Slovikovski Phone: (216) 925-3898 slovikovski.1@osu.edu
INDIANA Megan Kremper Phone: (618) 334-5321 mkremper@iu.edu	OREGON Chris Brown Phone: (785) 320-3090 christb11@uoregon.edu
IOWA Bailey Turner Phone: (319) 335-9411 bailey-turner@uiowa.edu	PENN STATE Julia Beretta Phone: (845) 545-3036 jpb6970@psu.edu
MARYLAND Rose DiPaula Phone: (443) 417-5266 rdipaula@umd.edu	PURDUE Ian MacDougall Phone: (317) 313-7486 imacdoug@purdue.edu
MICHIGAN Sarah VanMetre Phone: (734) 604-4606 vanmetre@umich.edu	RUTGERS Erin Neri Phone: (732) 947-9292 eneri@scarletknights.com
MICHIGAN STATE Kara Fisher Phone: (517) 896-0724 kfisher@ath.msu.edu	UCLA Corey Mueller Phone: (310) 749-2102 cmueller@athletics.ucla.edu
MINNESOTA Olivia Puttin Phone: (763) 306-8236 joh13480@umn.edu	USC Darcy Couch Phone: 213-725-3447 dcouch@usc.edu
NEBRASKA Jeff Griesch Phone: (402) 540-0279 jgriesch@huskers.com	Washington Emily Solomon Phone: 480-440-9595 emsol23@uw.edu
NORTHWESTERN Ryan Haley Phone: (319) 330-3262 ryan.haley@northwestern.edu	WISCONSIN Meg Milliron Phone: (608) 514-4954 mm2@athletics.wisc.edu

BIG TEN CONFERENCE
 Contact: Candace Johnson
 Phone: (301) 814-0432
 cjohnson@bigten.org

FOLLOW THE BIG TEN

The Big Ten women's basketball page on BigTen.org will feature notes, recaps, statistics, standings and more. You can also keep track of Big Ten women's basketball in real time by following the conference on X (formerly Twitter) @B1GWBBall and @BigTen or becoming a fan of the Big Ten Conference on Facebook to receive exclusive updates.

X: @B1GWBBall | @BigTen
 Instagram: @B1GWBB | @BigTen
 Facebook: @BigTenConference

2025 TIAA BIG TEN WOMEN'S BASKETBALL TOURNAMENT SCHEDULE

MARCH 5-9 | GAINBRIDGE FIELDHOUSE | INDIANAPOLIS, IND.

Wednesday, March 5 - First Round

Game 1 | #12 Seed vs. #13 Seed | Peacock
 Game 2 | #10 Seed vs. #15 Seed | Peacock
 Game 3 | #11 Seed vs. #14 Seed | Peacock

Friday, March 7 - Quarterfinals

Game 8 | #1 Seed vs. G4 Winner | BTN
 Game 9 | #4 Seed vs. G5 Winner | BTN
 Game 10 | #2 Seed vs. G6 Winner | BTN
 Game 11 | #3 Seed vs. G7 Winner | BTN

Thursday, March 6 - Second Round

Game 4 | #8 Seed vs. #9 Seed | BTN
 Game 5 | #5 Seed vs. G1 Winner | BTN
 Game 6 | #7 Seed vs. G2 Winner | BTN
 Game 7 | #6 Seed vs. G3 Winner | BTN

Saturday, March 8 - Semifinals

Game 12 | G8 Winner vs. G9 Winner | BTN
 Game 13 | G10 Winner vs. G11 Winner | BTN

Sunday, March 9 - Championship

Game 14 | G12 Winner vs. G13 Winner | CBS

BIG TEN X ABBOTT - THE WE GIVE BLOOD DRIVE

Every season we give it everything we have. We give our strength, we give our souls and so much more – it’s in our blood. And now we can give that too. This season, Abbott and the Big Ten are pitting school against school in the largest blood donation competition of our lifetime to fight the largest blood shortage in a generation.

Want your school to win? Then don’t give up. Give blood. Every donation scores one point for your school on the leaderboard.











The winning school will receive \$1 million to advance student or community health.

Individual donors will be offered a free one month subscription to B1G+ and will be entered to win a trip to the 2024 Discover® Big Ten Football Championship Game on December 7, 2024.

Students will be able to donate at mobile blood drives on campus, and alumni, fans and students alike can donate at blood donation centers across the country. Results will be tracked in real time at BigTen.Org/Abbott after donors attribute donations to their favorite school.

BIG TEN DONATION LEADERBOARD

(as of Nov. 26)

BIG TEN DONATION LEADERBOARD			
	UNIVERSITY	LIVES SAVED	DONORS
	Nebraska	10401	3467
	Wisconsin	5355	1785
	Michigan	5286	1762
	UCLA	4155	1385
	Ohio State	3753	1251
	Iowa	3279	1093
	Michigan State	2652	884
	Illinois	2433	811
	Indiana	2382	794
	Purdue	2340	780


BIG TEN CONFERENCE

52,683

LIVES SAVED

17,561

DONORS



Big Life. Big Stage. Big Ten.

Since its inception in 1896, the pursuit and attainment of academic excellence has been a priority for every Big Ten member institution. But maintaining the conference's standard of competing at the highest level in athletics also endures as an important component of the Big Ten experience. Striking that balance between academics and athletics is integral to the Big Ten's identity. Recognized as one of intercollegiate sports' most successful undertakings, the Big Ten strives for success from its students not only on the field and in the classroom, but around the world as well.

PREMIER ACADEMIC INSTITUTIONS

The Big Ten Academic Alliance is an academic consortium of all 18 Big Ten universities, which is widely considered to be the model for effective and voluntary collaboration among top research universities.

Every Big Ten Academic Alliance institution ranks among the top 90 universities in the nation according to the 2024 Academic Ranking of World Universities, including 10 in the top 40.

The Big Ten leads all conferences with more than 1,900 Academic All-Americans, including 80 honorees during the 2023-24 academic year.

Big Ten Academic Alliance schools annually conduct \$17 billion in funded research.

A HISTORY OF ATHLETIC SUCCESS

Big Ten schools have won at least five national championships in 26 of the last 30 years, averaging nearly seven per year during that span.

Since the 2005-06 academic year, current Big Ten institutions have claimed 119 team national championships in 26 different sports.

BROAD-BASED PROGRAMMING

Big Ten institutions support more than 11,000 participation opportunities on 350 teams in 42 different sports.

The Big Ten sponsors 28 official conference sports, 14 for men and 14 for women.

The Big Ten leads the nation in total students competing in intercollegiate athletics and participation opportunities, and sponsors more official sports than all conferences except the Ivy League.

Nearly 2,000 Big Ten competitors have participated in the Olympics, winning more than 600 medals, including more than 200 gold. The Big Ten Conference enjoyed its finest performance at a single Olympic Games during the 2024 Summer Olympics in Paris, France, as athletes with Big Ten ties set conference records by earning 98 total medals and 27 gold medals during the 17-day competition, surpassing the previous mark of 51 medals at the 2020 Summer Games in Tokyo, Japan. All 18 Big Ten member schools were represented at the 2024 Summer Games, competing for 64 nations in 17 sports.

PASSIONATE FOLLOWING

The Big Ten leads all conferences with 9.4 million alumni and nearly 823,000 students.

Big Ten men's and women's basketball combined for 4.3 million fans in their home arenas throughout the 2023-24 season and paced the nation in total attendance. Volleyball Day in Nebraska attracted 92,003 fans, the largest attendance in women's sports history. All seven of the Big Ten ice hockey teams also ranked in the top 15 nationally in average attendance.

In 2023-24, Big Ten women's basketball programs set ratings records on seven different networks – BTN, FOX, FS1, NBC, Peacock, ESPN and CBS.

LEADERS IN INNOVATION

Took part in the nation's first bowl game, winning the 1902 Rose Bowl Game, and signed an exclusive contract with the Tournament of Roses in 1946, making it the first bowl with permanent conference affiliations.

Awarded the first Big Ten Medal of Honor in 1915, honoring outstanding seniors who demonstrated excellence in academics and athletics.

Formed the Big Ten Advisory Commission in 1972, enlisting former students that competed in conference athletics to serve as liaisons to the NCAA's Diversity and Inclusion Department, the Big Ten Student-Athlete Advisory Commission and other organizations.

Became the first conference to voluntarily adopt male and female participation goals after launching its Gender Equity Action Plan in 1992.

Launched the Big Ten Network (BTN) in 2007, the first national conference-owned television network.

Began partnering with the Ivy League to study the effects of head injuries in sports in 2012.

Twenty years after adding instant replay in 2004, announced a state-of-the-art replay center, featuring 18 dedicated replay bays and six dedicated medical observation stations.

Championed new legislation for football permitting coach-to-player helmet communication and the use of sideline video by student-athletes, and coaches, both of which were introduced in the fall of 2024.

EXTENSIVE TELEVISION EXPOSURE

Through the Big Ten's current media agreements with BTN, NBC, Peacock, CBS and FOX, more than 2,000 Big Ten events are produced and distributed nationally and globally on an annual basis.

BTN reaches nearly 50 million homes and is also available via the Fox Sports App, delivering live and on-demand programming to computers, smartphones and tablets. B1G+ streams more than 2,000 additional events each season.

COMMUNITY & IMPACT

The Big Ten Conference is dedicated to making a lasting impact on the communities where its major events are held. In recent years, the conference has hosted sports clinics, renovated recreation centers and given elementary-aged children the chance to experience major Big Ten events.

Around the Big Ten Football Championship Game and Basketball Tournaments, the conference focuses on creating meaningful improvements, aiming to leave each location better than it was found.

Moving forward, the Big Ten will continue to collaborate with the College Football Playoff Foundation, local sports organizations and school district foundations to enhance spaces for teachers and children and provide educational opportunities for youth.



**2024-25 Big Ten Women's Basketball
Conference Statistics
All games**

Scoring Offense

	Team	G	W-L	Pts	AVG
1.	Michigan St.	6	6-0	578	96.33
2.	Ohio St.	5	5-0	467	93.40
3.	Michigan	6	5-1	542	90.33
4.	Penn St.	7	7-0	613	87.57
5.	Nebraska	6	5-1	522	87.00
6.	Maryland	6	6-0	518	86.33
7.	Southern California	5	4-1	424	84.80
8.	UCLA	5	5-0	416	83.20
9.	Illinois	5	5-0	411	82.20
10.	Iowa	6	6-0	485	80.83
11.	Minnesota	7	7-0	548	78.29
12.	Washington	8	6-2	615	76.88
13.	Rutgers	6	4-2	461	76.83
14.	Purdue	5	4-1	379	75.80
15.	Wisconsin	6	5-1	441	73.50
16.	Oregon	7	6-1	509	72.71
17.	Northwestern	4	1-3	266	66.50
18.	Indiana	7	4-3	459	65.57

Scoring Defense

	Team	G	Pts	AVG
1.	Michigan St.	6	275	45.83
2.	Minnesota	7	328	46.86
3.	Illinois	5	255	51.00
4.	Michigan	6	314	52.33
5.	Southern California	5	264	52.80
6.	Maryland	6	330	55.00
7.	Ohio St.	5	280	56.00
8.	UCLA	5	290	58.00
9.	Washington	8	471	58.88
10.	Penn St.	7	414	59.14
11.	Iowa	6	356	59.33
12.	Oregon	7	426	60.86
13.	Nebraska	6	372	62.00
14.	Wisconsin	6	375	62.50
15.	Indiana	7	450	64.29
16.	Rutgers	6	434	72.33
17.	Purdue	5	365	73.00
18.	Northwestern	4	310	77.50

Scoring Margin

	Team	G	Off	Def	Margin
1.	Michigan St.	6	96.33	45.83	+50.50
2.	Michigan	6	90.33	52.33	+38.00
3.	Ohio St.	5	93.40	56.00	+37.40
4.	Southern California	5	84.80	52.80	+32.00
5.	Minnesota	7	78.29	46.86	+31.43
6.	Maryland	6	86.33	55.00	+31.33
7.	Illinois	5	82.20	51.00	+31.20
8.	Penn St.	7	87.57	59.14	+28.43
9.	UCLA	5	83.20	58.00	+25.20
10.	Nebraska	6	87.00	62.00	+25.00
11.	Iowa	6	80.83	59.33	+21.50
12.	Washington	8	76.88	58.88	+18.00
13.	Oregon	7	72.71	60.86	+11.86
14.	Wisconsin	6	73.50	62.50	+11.00
15.	Rutgers	6	76.83	72.33	+4.50
16.	Purdue	5	75.80	73.00	+2.80
17.	Indiana	7	65.57	64.29	+1.29
18.	Northwestern	4	66.50	77.50	-11.00

Free Throw Percentage

	Team	G	FTM	FTA	Pct.
1.	Indiana	7	118	144	.819
2.	Maryland	6	94	119	.790
3.	Southern California	5	73	95	.768
4.	Illinois	5	88	115	.765
5.	Northwestern	4	51	67	.761
6.	Washington	8	73	97	.753
7.	Minnesota	7	89	122	.730
8.	Nebraska	6	87	120	.725
9.	Penn St.	7	92	127	.724
10.	Michigan St.	6	128	178	.719
11.	Michigan	6	89	124	.718
12.	Iowa	6	81	113	.717
13.	UCLA	5	49	70	.700
14.	Purdue	5	57	84	.679
15.	Oregon	7	77	117	.658
16.	Wisconsin	6	54	83	.651
17.	Rutgers	6	85	132	.644
18.	Ohio St.	5	68	107	.636



**2024-25 Big Ten Women's Basketball
Conference Statistics
All games**

Field Goal Percentage

	Team	G	FGM	FGA	Pct.
1.	Nebraska	6	189	353	.535
2.	Michigan St.	6	202	387	.522
3.	Maryland	6	189	377	.501
4.	Penn St.	7	231	463	.499
5.	Iowa	6	185	377	.491
6.	Illinois	5	148	304	.487
7.	Michigan	6	205	425	.482
8.	UCLA	5	162	336	.482
9.	Ohio St.	5	174	363	.479
10.	Wisconsin	6	174	375	.464
11.	Southern California	5	160	348	.460
12.	Washington	8	239	522	.458
13.	Oregon	7	194	429	.452
14.	Purdue	5	149	332	.449
15.	Rutgers	6	174	388	.448
16.	Northwestern	4	100	224	.446
17.	Minnesota	7	201	473	.425
18.	Indiana	7	152	378	.402

Field Goal Percentage Defense

	Team	G	FGM	FGA	Pct.
1.	Michigan St.	6	94	300	.313
2.	UCLA	5	106	320	.331
3.	Illinois	5	101	302	.334
4.	Minnesota	7	122	359	.340
5.	Southern California	5	98	287	.341
6.	Ohio St.	5	96	281	.342
7.	Iowa	6	121	354	.342
8.	Michigan	6	115	336	.342
9.	Maryland	6	121	350	.346
10.	Penn St.	7	152	427	.356
11.	Washington	8	185	497	.372
12.	Oregon	7	159	414	.384
13.	Indiana	7	170	440	.386
14.	Purdue	5	127	321	.396
15.	Nebraska	6	138	347	.398
16.	Wisconsin	6	139	349	.398
17.	Rutgers	6	162	406	.399
18.	Northwestern	4	103	248	.415

3-Point FG Percentage

	Team	G	3FG	3FGA	Pct.
1.	Nebraska	6	57	130	.438
2.	Maryland	6	46	106	.434
3.	Penn St.	7	59	150	.393
4.	Ohio St.	5	51	131	.389
5.	Michigan St.	6	46	126	.365
6.	Wisconsin	6	39	108	.361
7.	UCLA	5	43	121	.355
8.	Washington	8	64	181	.354
9.	Minnesota	7	57	165	.345
10.	Oregon	7	44	133	.331
11.	Michigan	6	43	137	.314
12.	Purdue	5	24	81	.296
13.	Illinois	5	27	92	.293
14.	Iowa	6	34	119	.286
15.	Northwestern	4	15	54	.278
16.	Indiana	7	37	135	.274
17.	Southern California	5	31	116	.267
18.	Rutgers	6	28	110	.255

3-Point FG Percentage Defense

	Team	G	3FG	3FGA	Pct.
1.	Illinois	5	21	120	.175
2.	Michigan St.	6	20	107	.187
3.	Michigan	6	28	141	.199
4.	Minnesota	7	34	143	.238
5.	Washington	8	29	120	.242
6.	Ohio St.	5	29	107	.271
7.	Southern California	5	24	88	.273
8.	Oregon	7	35	126	.278
9.	Rutgers	6	38	135	.281
10.	Maryland	6	37	130	.285
11.	Penn St.	7	49	172	.285
12.	Iowa	6	52	174	.299
13.	Wisconsin	6	33	109	.303
14.	Purdue	5	31	102	.304
15.	UCLA	5	37	120	.308
16.	Indiana	7	49	158	.310
17.	Nebraska	6	47	130	.362
18.	Northwestern	4	42	113	.372



**2024-25 Big Ten Women's Basketball
Conference Statistics
All games**

Rebounding Offense

	Team	G	Rebounds	AVG
1.	UCLA	5	246	49.20
2.	Maryland	6	272	45.33
	Michigan	6	272	45.33
4.	Rutgers	6	269	44.83
5.	Penn St.	7	308	44.00
	Ohio St.	5	220	44.00
7.	Minnesota	7	301	43.00
8.	Southern California	5	208	41.60
9.	Washington	8	332	41.50
10.	Purdue	5	206	41.20
11.	Iowa	6	247	41.17
12.	Michigan St.	6	246	41.00
13.	Illinois	5	202	40.40
14.	Nebraska	6	239	39.83
	Wisconsin	6	239	39.83
16.	Oregon	7	271	38.71
17.	Indiana	7	263	37.57
18.	Northwestern	4	123	30.75

Rebounding Defense

	Team	G	Rebounds	AVG
1.	Maryland	6	163	27.17
2.	Nebraska	6	164	27.33
3.	Michigan	6	179	29.83
4.	Michigan St.	6	180	30.00
5.	Illinois	5	153	30.60
6.	UCLA	5	154	30.80
7.	Iowa	6	192	32.00
8.	Washington	8	261	32.63
9.	Penn St.	7	231	33.00
	Wisconsin	6	198	33.00
11.	Minnesota	7	238	34.00
12.	Indiana	7	242	34.57
13.	Southern California	5	173	34.60
14.	Oregon	7	245	35.00
15.	Purdue	5	180	36.00
16.	Ohio St.	5	182	36.40
17.	Rutgers	6	230	38.33
18.	Northwestern	4	154	38.50

Rebounding Margin

	Team	G	Team	AVG	Opp.	AVG	Margin
1.	UCLA	5	246	49.20	154	30.80	+18.40
2.	Maryland	6	272	45.33	163	27.17	+18.17
3.	Michigan	6	272	45.33	179	29.83	+15.50
4.	Nebraska	6	239	39.83	164	27.33	+12.50
5.	Penn St.	7	308	44.00	231	33.00	+11.00
	Michigan St.	6	246	41.00	180	30.00	+11.00
7.	Illinois	5	202	40.40	153	30.60	+9.80
8.	Iowa	6	247	41.17	192	32.00	+9.17
9.	Minnesota	7	301	43.00	238	34.00	+9.00
10.	Washington	8	332	41.50	261	32.63	+8.88
11.	Ohio St.	5	220	44.00	182	36.40	+7.60
12.	Southern California	5	208	41.60	173	34.60	+7.00
13.	Wisconsin	6	239	39.83	198	33.00	+6.83
14.	Rutgers	6	269	44.83	230	38.33	+6.50
15.	Purdue	5	206	41.20	180	36.00	+5.20
16.	Oregon	7	271	38.71	245	35.00	+3.71
17.	Indiana	7	263	37.57	242	34.57	+3.00
18.	Northwestern	4	123	30.75	154	38.50	-7.75

Blocked Shots

	Team	G	No.	AVG
1.	Southern California	5	34	6.80
2.	Penn St.	7	44	6.29
3.	Purdue	5	28	5.60
4.	Ohio St.	5	27	5.40
5.	Rutgers	6	32	5.33
6.	Washington	8	42	5.25
7.	Michigan St.	6	29	4.83
8.	UCLA	5	24	4.80
9.	Iowa	6	27	4.50
10.	Maryland	6	24	4.00
11.	Nebraska	6	22	3.67
12.	Wisconsin	6	20	3.33
13.	Northwestern	4	12	3.00
14.	Indiana	7	19	2.71
15.	Michigan	6	16	2.67
16.	Oregon	7	15	2.14
17.	Minnesota	7	13	1.86
18.	Illinois	5	8	1.60



**2024-25 Big Ten Women's Basketball
Conference Statistics
All games**

Assists

	Team	G	No.	AVG
1.	Michigan St.	6	139	23.17
2.	Penn St.	7	149	21.29
3.	UCLA	5	104	20.80
4.	Nebraska	6	122	20.33
5.	Southern California	5	100	20.00
6.	Michigan	6	118	19.67
7.	Northwestern	4	75	18.75
8.	Maryland	6	107	17.83
9.	Ohio St.	5	89	17.80
10.	Iowa	6	106	17.67
11.	Minnesota	7	121	17.29
12.	Purdue	5	84	16.80
13.	Oregon	7	108	15.43
14.	Illinois	5	77	15.40
15.	Wisconsin	6	89	14.83
16.	Washington	8	109	13.63
17.	Rutgers	6	74	12.33
18.	Indiana	7	82	11.71

Steals

	Team	G	No.	AVG
1.	Michigan St.	6	101	16.83
2.	Southern California	5	79	15.80
3.	Ohio St.	5	74	14.80
4.	Penn St.	7	94	13.43
5.	Minnesota	7	78	11.14
6.	Michigan	6	64	10.67
7.	Purdue	5	45	9.00
8.	Oregon	7	62	8.86
9.	Nebraska	6	52	8.67
10.	Washington	8	65	8.13
11.	Maryland	6	47	7.83
12.	Iowa	6	43	7.17
	Wisconsin	6	43	7.17
14.	UCLA	5	35	7.00
	Northwestern	4	28	7.00
16.	Indiana	7	45	6.43
17.	Illinois	5	31	6.20
18.	Rutgers	6	32	5.33

Turnover Margin

	Team	G	Team	AVG	Opp.	AVG	Margin
1.	Michigan St.	6	81	13.50	168	28.00	+14.50
2.	Ohio St.	5	58	11.60	129	25.80	+14.20
3.	Minnesota	7	57	8.14	129	18.43	+10.29
4.	Southern California	5	88	17.60	133	26.60	+9.00
5.	Michigan	6	98	16.33	144	24.00	+7.67
6.	Illinois	5	45	9.00	78	15.60	+6.60
7.	Iowa	6	83	13.83	113	18.83	+5.00
8.	Penn St.	7	148	21.14	172	24.57	+3.43
9.	Oregon	7	98	14.00	115	16.43	+2.43
10.	Maryland	6	98	16.33	110	18.33	+2.00
11.	Nebraska	6	83	13.83	89	14.83	+1.00
12.	Wisconsin	6	77	12.83	82	13.67	+0.83
13.	Washington	8	122	15.25	120	15.00	-0.25
14.	UCLA	5	81	16.20	75	15.00	-1.20
15.	Rutgers	6	90	15.00	76	12.67	-2.33
16.	Purdue	5	92	18.40	80	16.00	-2.40
17.	Northwestern	4	69	17.25	59	14.75	-2.50
18.	Indiana	7	123	17.57	102	14.57	-3.00

Assist/Turnover Ratio

	Team	G	Ast	AVG	T/O	AVG	Ratio
1.	Minnesota	7	121	17.29	57	8.14	2.12
2.	Michigan St.	6	139	23.17	81	13.50	1.72
3.	Illinois	5	77	15.40	45	9.00	1.71
4.	Ohio St.	5	89	17.80	58	11.60	1.53
5.	Nebraska	6	122	20.33	83	13.83	1.47
6.	UCLA	5	104	20.80	81	16.20	1.28
7.	Iowa	6	106	17.67	83	13.83	1.28
8.	Michigan	6	118	19.67	98	16.33	1.20
9.	Wisconsin	6	89	14.83	77	12.83	1.16
10.	Southern California	5	100	20.00	88	17.60	1.14
11.	Oregon	7	108	15.43	98	14.00	1.10
12.	Maryland	6	107	17.83	98	16.33	1.09
13.	Northwestern	4	75	18.75	69	17.25	1.09
14.	Penn St.	7	149	21.29	148	21.14	1.01
15.	Purdue	5	84	16.80	92	18.40	0.91
16.	Washington	8	109	13.63	122	15.25	0.89
17.	Rutgers	6	74	12.33	90	15.00	0.82
18.	Indiana	7	82	11.71	123	17.57	0.67



**2024-25 Big Ten Women's Basketball
Conference Statistics
All games**

Offensive Rebounds Per Game

	Team	G	No.	AVG
1.	UCLA	5	88	17.60
2.	Michigan	6	103	17.17
3.	Ohio St.	5	83	16.60
4.	Rutgers	6	96	16.00
5.	Minnesota	7	110	15.71
6.	Southern California	5	76	15.20
7.	Maryland	6	91	15.17
8.	Penn St.	7	106	15.14
9.	Washington	8	108	13.50
10.	Purdue	5	63	12.60
11.	Michigan St.	6	73	12.17
12.	Wisconsin	6	67	11.17
13.	Oregon	7	76	10.86
14.	Iowa	6	65	10.83
15.	Nebraska	6	63	10.50
16.	Illinois	5	48	9.60
17.	Indiana	7	67	9.57
18.	Northwestern	4	31	7.75

Defensive Rebounds Per Game

	Team	G	No.	AVG
1.	UCLA	5	158	31.60
2.	Illinois	5	154	30.80
3.	Iowa	6	182	30.33
4.	Maryland	6	181	30.17
5.	Nebraska	6	176	29.33
6.	Penn St.	7	202	28.86
7.	Rutgers	6	173	28.83
	Michigan St.	6	173	28.83
9.	Wisconsin	6	172	28.67
10.	Purdue	5	143	28.60
11.	Michigan	6	169	28.17
12.	Washington	8	224	28.00
	Indiana	7	196	28.00
14.	Oregon	7	195	27.86
15.	Ohio St.	5	137	27.40
16.	Minnesota	7	191	27.29
17.	Southern California	5	132	26.40
18.	Northwestern	4	92	23.00

Defensive Reb Percentage

	Team	G	D-Reb	Opp. OR	D-Reb%
1.	Nebraska	6	176	46	.793
2.	Illinois	5	154	43	.782
3.	Michigan St.	6	173	49	.779
4.	Minnesota	7	191	57	.770
5.	Wisconsin	6	172	53	.764
6.	Maryland	6	181	56	.764
7.	Iowa	6	182	57	.762
8.	Michigan	6	169	60	.738
9.	Oregon	7	195	75	.722
10.	UCLA	5	158	61	.721
11.	Washington	8	224	91	.711
12.	Purdue	5	143	59	.708
13.	Indiana	7	196	81	.708
14.	Southern California	5	132	56	.702
15.	Ohio St.	5	137	59	.699
16.	Penn St.	7	202	90	.692
17.	Rutgers	6	173	85	.671
18.	Northwestern	4	92	55	.626

Offensive Reb Percentage

	Team	G	O-Reb	Opp. DR	O-Reb%
1.	UCLA	5	88	93	.486
2.	Michigan	6	103	119	.464
3.	Maryland	6	91	107	.460
4.	Penn St.	7	106	141	.429
5.	Ohio St.	5	83	123	.403
6.	Rutgers	6	96	145	.398
7.	Southern California	5	76	117	.394
8.	Washington	8	108	170	.388
9.	Minnesota	7	110	181	.378
10.	Michigan St.	6	73	131	.358
11.	Nebraska	6	63	118	.348
12.	Purdue	5	63	121	.342
13.	Iowa	6	65	135	.325
14.	Wisconsin	6	67	145	.316
15.	Oregon	7	76	170	.309
16.	Illinois	5	48	110	.304
17.	Indiana	7	67	161	.294
18.	Northwestern	4	31	99	.238



**2024-25 Big Ten Women's Basketball
Conference Statistics
All games**

3-Point FG Made

	Team	G	No.	Avg
1.	Ohio St.	5	51	10.20
2.	Nebraska	6	57	9.50
3.	UCLA	5	43	8.60
4.	Penn St.	7	59	8.43
5.	Minnesota	7	57	8.14
6.	Washington	8	64	8.00
7.	Maryland	6	46	7.67
	Michigan St.	6	46	7.67
9.	Michigan	6	43	7.17
10.	Wisconsin	6	39	6.50
11.	Oregon	7	44	6.29
12.	Southern California	5	31	6.20
13.	Iowa	6	34	5.67
14.	Illinois	5	27	5.40
15.	Indiana	7	37	5.29
16.	Purdue	5	24	4.80
17.	Rutgers	6	28	4.67
18.	Northwestern	4	15	3.75

Conference Records

Team	Conference	Pct.	PF	PA	Overall	Pct.	PF	PA
Illinois	0-0	.000	0.00	0.00	5-0	1.000	82.20	51.00
Indiana	0-0	.000	0.00	0.00	4-3	.571	65.57	64.29
Iowa	0-0	.000	0.00	0.00	6-0	1.000	80.83	59.33
Maryland	0-0	.000	0.00	0.00	6-0	1.000	86.33	55.00
Michigan	0-0	.000	0.00	0.00	5-1	.833	90.33	52.33
Michigan St.	0-0	.000	0.00	0.00	6-0	1.000	96.33	45.83
Minnesota	0-0	.000	0.00	0.00	7-0	1.000	78.29	46.86
Nebraska	0-0	.000	0.00	0.00	5-1	.833	87.00	62.00
Northwestern	0-0	.000	0.00	0.00	1-3	.250	66.50	77.50
Ohio St.	0-0	.000	0.00	0.00	5-0	1.000	93.40	56.00
Oregon	0-0	.000	0.00	0.00	6-1	.857	72.71	60.86
Penn St.	0-0	.000	0.00	0.00	7-0	1.000	87.57	59.14
Purdue	0-0	.000	0.00	0.00	4-1	.800	75.80	73.00
Rutgers	0-0	.000	0.00	0.00	4-2	.667	76.83	72.33
Southern California	0-0	.000	0.00	0.00	4-1	.800	84.80	52.80
UCLA	0-0	.000	0.00	0.00	5-0	1.000	83.20	58.00
Washington	0-0	.000	0.00	0.00	6-2	.750	76.88	58.88
Wisconsin	0-0	.000	0.00	0.00	5-1	.833	73.50	62.50

Current Unbeaten Streak

Team	Streak
Minnesota	7
Penn St.	7
Michigan St.	6
Maryland	6
Iowa	6
Illinois	5
Michigan	5
Ohio St.	5
UCLA	5
Wisconsin	3
Purdue	3

Team Summaries

Team	G	PF-PA	Avg score	Margin	FG-FGA	Pct.	3FG-FGA	Pct.	FT-FTA	Pct.	RebF	RebA	Margin
Illinois	5	411-255	82.2-51.0	+31.20	148-304	.487	27-92	.293	88-115	.765	202	153	+9.80
Indiana	7	459-450	65.6-64.3	+1.29	152-378	.402	37-135	.274	118-144	.819	263	242	+3.00
Iowa	6	485-356	80.8-59.3	+21.50	185-377	.491	34-119	.286	81-113	.717	247	192	+9.17



2024-25 Big Ten Women's Basketball
Conference Statistics
All games

Team	G	PF-PA	Avg score	Margin	FG-FGA	Pct.	3FG-FGA	Pct.	FT-FTA	Pct.	RebF	RebA	Margin
Maryland	6	518-330	86.3-55.0	+31.33	189-377	.501	46-106	.434	94-119	.790	272	163	+18.17
Michigan	6	542-314	90.3-52.3	+38.00	205-425	.482	43-137	.314	89-124	.718	272	179	+15.50
Michigan St.	6	578-275	96.3-45.8	+50.50	202-387	.522	46-126	.365	128-178	.719	246	180	+11.00
Minnesota	7	548-328	78.3-46.9	+31.43	201-473	.425	57-165	.345	89-122	.730	301	238	+9.00
Nebraska	6	522-372	87.0-62.0	+25.00	189-353	.535	57-130	.438	87-120	.725	239	164	+12.50
Northwestern	4	266-310	66.5-77.5	-11.00	100-224	.446	15-54	.278	51-67	.761	123	154	-7.75
Ohio St.	5	467-280	93.4-56.0	+37.40	174-363	.479	51-131	.389	68-107	.636	220	182	+7.60
Oregon	7	509-426	72.7-60.9	+11.86	194-429	.452	44-133	.331	77-117	.658	271	245	+3.71
Penn St.	7	613-414	87.6-59.1	+28.43	231-463	.499	59-150	.393	92-127	.724	308	231	+11.00
Purdue	5	379-365	75.8-73.0	+2.80	149-332	.449	24-81	.296	57-84	.679	206	180	+5.20
Rutgers	6	461-434	76.8-72.3	+4.50	174-388	.448	28-110	.255	85-132	.644	269	230	+6.50
Southern California	5	424-264	84.8-52.8	+32.00	160-348	.460	31-116	.267	73-95	.768	208	173	+7.00
UCLA	5	416-290	83.2-58.0	+25.20	162-336	.482	43-121	.355	49-70	.700	246	154	+18.40
Washington	8	615-471	76.9-58.9	+18.00	239-522	.458	64-181	.354	73-97	.753	332	261	+8.88
Wisconsin	6	441-375	73.5-62.5	+11.00	174-375	.464	39-108	.361	54-83	.651	239	198	+6.83



2024-25 Big Ten Women's Basketball
Conference Statistics
All games

Attendance

Team	Home	Average	Away	Average	Neutral	Average	Total	Average
Illinois	5-28511	5702	0-0	0	0-0	0	5-28511	5702
Indiana	3-30688	10229	1-4135	4135	3-915	305	7-35738	5105
Iowa	3-44994	14998	1-6424	6424	2-18771	9386	6-70189	11698
Maryland	4-24963	6241	2-4733	2367	0-0	0	6-29696	4949
Michigan	5-12578	2516	0-0	0	1-6397	6397	6-18975	3163
Michigan St.	5-13400	2680	1-2051	2051	0-0	0	6-15451	2575
Minnesota	5-15362	3072	0-0	0	2-0	0	7-15362	2195
Nebraska	4-21852	5463	1-2374	2374	1-3297	3297	6-27523	4587
Northwestern	4-4325	1081	0-0	0	0-0	0	4-4325	1081
Ohio St.	3-16019	5340	2-6634	3317	0-0	0	5-22653	4531
Oregon	6-29416	4903	0-0	0	1-1800	1800	7-31216	4459
Penn St.	5-9530	1906	0-0	0	2-1392	696	7-10922	1560
Purdue	5-20944	4189	0-0	0	0-0	0	5-20944	4189
Rutgers	5-9958	1992	1-4644	4644	0-0	0	6-14602	2434
Southern California	4-19768	4942	0-0	0	1-3472	3472	5-23240	4648
UCLA	4-23097	5774	0-0	0	1-3472	3472	5-26569	5314
Washington	6-10730	1788	1-2145	2145	1-297	297	8-13172	1647
Wisconsin	5-15454	3091	1-3167	3167	0-0	0	6-18621	3104
Total	81-351589	4341	11-36307	3301	15-39813	2654	107-427709	3997



**2024-25 Big Ten Women's Basketball
Conference Team Highs
All games**

Team Highs

POINTS	124		Southern California vs CSUN (11/12/2024)
	113		Nebraska vs South Dakota (N) (11/16/2024)
FIELD GOALS MADE	48		Southern California vs CSUN (11/12/2024)
	43		Ohio St. at Ohio (11/20/2024)
FIELD GOAL ATTEMPTS	89		Ohio St. at Ohio (11/20/2024)
	84		UCLA vs Arkansas (11/17/2024)
FIELD GOAL PERCENTAGE	.631	(41-65)	Nebraska vs South Dakota (N) (11/16/2024)
	.619	(39-63)	Penn St. vs Niagara (11/14/2024)
3 PT FG MADE	20		Nebraska vs South Dakota (N) (11/16/2024)
	17		Southern California vs CSUN (11/12/2024)
3 PT FG ATTEMPTS	37		Ohio St. at Ohio (11/20/2024)
	36		Southern California vs CSUN (11/12/2024)
3 PT FG PERCENTAGE	.667	(6-9)	Maryland vs Duke (11/10/2024)
	.647	(11-17)	Maryland vs Towson (11/17/2024)
FREE THROWS MADE	31		Illinois vs Marquette (11/10/2024)
	31		Indiana vs Harvard (11/07/2024)
FREE THROW ATTEMPTS	42		Rutgers vs NJIT (11/10/2024)
	39		Michigan St. vs Yale (11/08/2024)
FREE THROW PERCENTAGE	1.000	(11-11)	Nebraska vs South Dakota (N) (11/16/2024)
	1.000	(6-6)	Indiana at Butler (11/13/2024)
REBOUNDS	65		UCLA vs Arkansas (11/17/2024)
	61		Rutgers vs NJIT (11/10/2024)
ASSISTS	33		Nebraska vs South Dakota (N) (11/16/2024)
	29		Michigan St. vs Oakland (11/05/2024)
STEALS	28		Southern California vs CSUN (11/12/2024)
	22		Michigan St. vs Detroit Mercy (11/20/2024)
	22		Michigan St. vs Oakland (11/05/2024)
BLOCKED SHOTS	16		Washington vs Prairie View (11/22/2024)
	10		Nebraska vs North Ala. (11/19/2024)
	10		Rutgers vs Cornell (11/07/2024)
	10		Ohio St. vs Cleveland St. (11/05/2024)
	10		Southern California vs Ole Miss (N) (11/04/2024)
TURNOVERS	29		Penn St. vs Niagara (11/14/2024)
	27		Indiana vs Harvard (11/07/2024)
	27		Southern California vs Ole Miss (N) (11/04/2024)
FOULS	30		Rutgers vs NJIT (11/10/2024)
	29		Northwestern vs Illinois St. (11/06/2024)



**2024-25 Big Ten Women's Basketball
Conference Individual Long
All games**

To be ranked, a player must appear in at least 75.0% of their team's games.

Scoring

	Player	P	G	FG	3FG	FT	Pts	AVG
1.	Watkins, Juju - USC	G	5	39	5	27	110	22.00
2.	Adams, Destiny - RU	F	6	46	2	36	130	21.67
3.	Williams, Serah - Wisc	F	6	51	1	16	119	19.83
4.	Merkle, Gracie - PSU	C	7	58	0	22	138	19.71
5.	Smikle, Kaylene - MD	G	6	38	15	27	118	19.67
6.	Betts, Lauren - UCLA	C	5	44	0	9	97	19.40
7.	Murray, Moriah - PSU	G	7	41	35	15	132	18.86
8.	Swords, Sylva - Mich	G	6	41	11	19	112	18.67
9.	Bostic, Kendall - Illini	F	5	41	0	8	90	18.00
	Gray, Chance - OSU	G	5	31	20	8	90	18.00
11.	Olsen, Lucy - Iowa	G	6	43	7	11	104	17.33
12.	McMiller, Kiyomi - RU	G	6	44	9	5	102	17.00
	Cambridge, Jaloni - OSU	G	5	31	6	17	85	17.00
14.	Iriafe, Kiki - USC	F	5	32	2	18	84	16.80
15.	VanSlooten, Grace - MSU	F	5	31	0	21	83	16.60
16.	Olson, Olivia - Mich	G	6	39	3	14	95	15.83
	Markowski, Alexis - Nebr	C	6	39	4	13	95	15.83
18.	Ladine, Elle - UW	G	8	48	18	9	123	15.38
19.	Sellers, Sayvia - UW	G	8	45	13	19	122	15.25
20.	Bass, Reagan - Purdue	F	5	26	2	22	76	15.20

Rebounding

	Player	P	G	Off	Def	Total	AVG
1.	Williams, Serah - Wisc	F	6	22	51	73	12.17
2.	Adams, Destiny - RU	F	6	29	43	72	12.00
	Betts, Lauren - UCLA	C	5	27	33	60	12.00
4.	Cornwell, Chyna - RU	F	6	29	33	62	10.33
5.	Bostic, Kendall - Illini	F	5	9	42	51	10.20
6.	Dalce, Christina - MD	F	6	24	32	56	9.33
7.	Merkle, Gracie - PSU	C	7	35	30	65	9.29
8.	Barker, Janiah - UCLA	F	5	12	34	46	9.20
9.	VanSlooten, Grace - MSU	F	5	17	26	43	8.60
10.	Williams, Taylor - NU	F	4	12	21	33	8.25
11.	Swords, Sylva - Mich	G	6	19	28	47	7.83
12.	Shoup-Hill, Brynn - Illini	F	5	11	28	39	7.80
	Iriafe, Kiki - USC	F	5	23	16	39	7.80
	Lemmilä, Elsa - OSU	C	5	13	26	39	7.80
15.	Poffenbarger, Saylor - MD	G	6	12	34	46	7.67
16.	Bass, Reagan - Purdue	F	5	8	30	38	7.60
17.	Markowski, Alexis - Nebr	C	6	11	34	45	7.50
	Stuelke, Hannah - Iowa	F	6	16	29	45	7.50
19.	Potts, Natalie - Nebr	F	5	14	23	37	7.40
20.	Marshall, Rayah - USC	F	5	12	24	36	7.20

Field Goal Percentage (Minimum 5 FGM/G average)

	Player	P	G	FGM	FGA	Pct.
1.	Betts, Lauren - UCLA	C	5	44	62	.710
2.	Bostic, Kendall - Illini	F	5	41	58	.707
3.	Potts, Natalie - Nebr	F	5	26	38	.684
4.	O'Grady, Addison - Iowa	C	6	40	60	.667
5.	Merkle, Gracie - PSU	C	7	58	90	.644
6.	VanSlooten, Grace - MSU	F	5	31	49	.633
7.	McKenzie, Adalia - Illini	G	5	25	41	.610
	McCarthy, Lana - Purdue	F	5	25	41	.610
9.	Prince, Britt - Nebr	G	5	28	47	.596
10.	Sellers, Sayvia - UW	G	8	45	76	.592
11.	Aarnisalo, Elina - UCLA	G	5	26	45	.578
12.	Williams, Serah - Wisc	F	6	51	89	.573
13.	Markowski, Alexis - Nebr	C	6	39	69	.565
14.	Smikle, Kaylene - MD	G	6	38	70	.543
15.	Lombard, Destini - Purdue	G	5	26	48	.542

3-Point FG Percentage (Minimum 2 3FG/G average)

	Player	P	G	3FG	FGA	Pct.
1.	Woodard, Juliann - MSU	F	6	12	17	.706
2.	Smikle, Kaylene - MD	G	6	15	22	.682
3.	Gardiner, Timea - UCLA	F	5	16	31	.516
4.	Myers, Tess - Wisc	G	6	19	39	.487
5.	McCabe, Taylor - Iowa	G	6	13	27	.481
6.	Gray, Chance - OSU	G	5	20	42	.476
7.	Murray, Moriah - PSU	G	7	35	79	.443
8.	Hobbs, Jordan - Mich	G	6	13	34	.382
9.	Garzon, Yarden - IND	G	7	17	45	.378
10.	Ladine, Elle - UW	G	8	18	48	.375
11.	Jones, Londynn - UCLA	G	5	11	30	.367



**2024-25 Big Ten Women's Basketball
Conference Individual Long
All games**

Free Throw Percentage (Minimum 2.5 FTM/G average)

	Player	P	G	FTM	FTA	Pct.
1.	Garzon, Yarden - IND	G	7	22	22	1.000
2.	Smikle, Kaylene - MD	G	6	27	29	.931
3.	Swords, Sylva - Mich	G	6	19	21	.905
4.	Ciezki, Shay - IND	G	7	18	20	.900
5.	Shoup-Hill, Brynn - Illini	F	5	16	18	.889
6.	McLean, Mir - MD	G	6	15	17	.882
7.	Bryant, Genesis - Illini	G	5	22	25	.880
8.	Cambridge, Jaloni - OSU	G	5	17	20	.850
9.	McKenzie, Adalia - Illini	G	5	14	17	.824
10.	Woodson, Taylor - MINN	F	7	18	22	.818
11.	Holloway, Mila - Mich	G	6	17	21	.810
12.	Moore-McNeil, Chloe - IND	G	7	20	25	.800
13.	Bass, Reagan - Purdue	F	5	22	28	.786
14.	Cook, Makira - Illini	G	4	14	18	.778
15.	Blair, Kennedy - MSU	G	6	17	22	.773

Assists

	Player	P	G	No.	AVG
1.	Lau, Caroline - NU	G	4	29	7.25
2.	Aarnisalo, Elina - UCLA	G	5	34	6.80
3.	Sellers, Shyanne - MD	G	6	37	6.17
4.	Olsen, Lucy - Iowa	G	6	32	5.33
5.	Campbell, Alli - PSU	G	7	35	5.00
	Cook, Makira - Illini	G	4	20	5.00
7.	Holloway, Mila - Mich	G	6	29	4.83
8.	Watkins, Juju - USC	G	5	24	4.80
	Cambridge, Jaloni - OSU	G	5	24	4.80
10.	Porter, Ronnie - Wisc	G	5	22	4.40
11.	Prince, Britt - Nebr	G	5	21	4.20
12.	Battle, Amaya - MINN	G	7	29	4.14
13.	Kelly, Deja - Oregon	G	7	28	4.00
14.	Hake, Callin - Nebr	G	6	23	3.83
15.	Oden, Jayla - PSU	G	7	26	3.71

Steals

	Player	P	G	No.	AVG
1.	Watkins, Juju - USC	G	5	17	3.40
2.	Lombard, Destini - Purdue	G	5	16	3.20
3.	Smith, Kennedy - USC	G	4	12	3.00
4.	Hampton, Nyla - MSU	G	6	17	2.83
	Tate, Jocelyn - MSU	F	6	17	2.83
6.	Q. Daniels, Brooke - Mich	G	6	16	2.67
7.	Cambridge, Jaloni - OSU	G	5	13	2.60
8.	Simmons, Jaddan - MSU	G	6	15	2.50
	Swords, Sylva - Mich	G	6	15	2.50
10.	Greene, Madison - OSU	G	5	12	2.40
11.	Feuerbach, Kylie - Iowa	G	6	14	2.33
12.	Moore-McNeil, Chloe - IND	G	7	16	2.29
	Oden, Jayla - PSU	G	7	16	2.29
14.	Campbell, Alli - PSU	G	7	15	2.14
15.	Sellers, Sayvia - UW	G	8	17	2.13

Blocked Shots

	Player	P	G	No.	AVG
1.	Lemmilä, Elsa - OSU	C	5	14	2.80
2.	Betts, Lauren - UCLA	C	5	13	2.60
	Watkins, Juju - USC	G	5	13	2.60
4.	Williams, Serah - Wisc	F	6	15	2.50
5.	Merkle, Gracie - PSU	C	7	17	2.43
6.	Eke, Tayra - UW	F	8	17	2.13
7.	Daniels, Dalayah - UW	F	8	13	1.63
8.	Marshall, Rayah - USC	F	5	8	1.60
9.	Parrish, Sydney - IND	G	6	9	1.50
10.	Bass, Reagan - Purdue	F	5	7	1.40
11.	O'Grady, Addison - Iowa	C	6	8	1.33
12.	Hall, Grace - PSU	F	7	9	1.29
13.	DeBerry, Amari - MD	F	5	6	1.20
14.	Poffenbarger, Saylor - MD	G	6	7	1.17
	Adams, Destiny - RU	F	6	7	1.17
	McMiller, Kiyomi - RU	G	6	7	1.17



**2024-25 Big Ten Women's Basketball
Conference Individual Long
All games**

Turnovers

	Player	P	G	No.	AVG
1.	Williams, Taylor - NU	F	4	16	4.00
2.	Adams, Destiny - RU	F	6	23	3.83
3.	Watkins, Juju - USC	G	5	19	3.80
4.	Holloway, Mila - Mich	G	6	22	3.67
5.	Merkle, Gracie - PSU	C	7	25	3.57
6.	Barker, Janiah - UCLA	F	5	17	3.40
7.	Daniels, Dalayah - UW	F	8	27	3.38
8.	Jimenez, D'Yanis - Wisc	G	6	20	3.33
9.	Lau, Caroline - NU	G	4	13	3.25
10.	Jones, Rashunda - Purdue	G	5	16	3.20
	Aarnisalo, Elina - UCLA	G	5	16	3.20
12.	Garzon, Yarden - IND	G	7	22	3.14
13.	McMiller, Kiyomi - RU	G	6	18	3.00
	von Oelhoffen, Talia - USC	G	5	15	3.00
15.	Betts, Lauren - UCLA	C	5	14	2.80

Assist/Turnover Ratio (Minimum 3 AST/G average)

	Player	P	G	Ast.	T/O	Ratio
1.	Greene, Madison - OSU	G	5	15	3	5.00
2.	Douglass, Halle - Wisc	G	6	18	4	4.50
3.	Porter, Ronnie - Wisc	G	5	22	6	3.67
4.	Cook, Makira - Illini	G	4	20	6	3.33
5.	Battle, Amaya - MINN	G	7	29	10	2.90
6.	Campbell, Alli - PSU	G	7	35	13	2.69
7.	Sellers, Shyanne - MD	G	6	37	14	2.64
8.	Prince, Britt - Nebr	G	5	21	8	2.63
9.	Olsen, Lucy - Iowa	G	6	32	13	2.46
10.	Kelly, Deja - Oregon	G	7	28	12	2.33
11.	Affolter, Sydney - Iowa	G	5	16	7	2.29
12.	Lau, Caroline - NU	G	4	29	13	2.23
13.	Cambridge, Jaloni - OSU	G	5	24	11	2.18
14.	Aarnisalo, Elina - UCLA	G	5	34	16	2.13
15.	Hallock, Theryn - MSU	G	6	19	9	2.11

Offensive Rebounding

	Player	P	G	No.	AVG
1.	Betts, Lauren - UCLA	C	5	27	5.40
2.	Merkle, Gracie - PSU	C	7	35	5.00
3.	Cornwell, Chyna - RU	F	6	29	4.83
	Adams, Destiny - RU	F	6	29	4.83
5.	Iriafen, Kiki - USC	F	5	23	4.60
6.	Dalce, Christina - MD	F	6	24	4.00
7.	Williams, Serah - Wisc	F	6	22	3.67
8.	VanSlooten, Grace - MSU	F	5	17	3.40
	McCarthy, Lana - Purdue	F	5	17	3.40
10.	Petty, Ajae - OSU	F	5	16	3.20
11.	Swords, Syla - Mich	G	6	19	3.17
12.	Grabovskaia, Yulia - Mich	C	6	18	3.00
	Thierry, Taylor - OSU	G	5	15	3.00
	Williams, Taylor - NU	F	4	12	3.00
15.	Potts, Natalie - Nebr	F	5	14	2.80

Defensive Rebounding

	Player	P	G	No.	AVG
1.	Williams, Serah - Wisc	F	6	51	8.50
2.	Bostic, Kendall - Illini	F	5	42	8.40
3.	Adams, Destiny - RU	F	6	43	7.17
4.	Barker, Janiah - UCLA	F	5	34	6.80
5.	Betts, Lauren - UCLA	C	5	33	6.60
6.	Hobbs, Jordan - Mich	G	6	36	6.00
	Bass, Reagan - Purdue	F	5	30	6.00
8.	Ayrault, Julia - MSU	G	5	29	5.80
9.	Poffenbarger, Saylor - MD	G	6	34	5.67
	Markowski, Alexis - Nebr	C	6	34	5.67
11.	Shoup-Hill, Brynn - Illini	F	5	28	5.60
12.	Cornwell, Chyna - RU	F	6	33	5.50
13.	Kelly, Deja - Oregon	G	7	38	5.43
14.	Dalce, Christina - MD	F	6	32	5.33
15.	Williams, Taylor - NU	F	4	21	5.25



2024-25 Big Ten Women's Basketball
Conference Individual Long
All games

Minutes Played

	Player	P	G	No.	AVG
1.	Moore-McNeil, Chloe - IND	G	7	251	35.85
2.	Ciezki, Shay - IND	G	7	250	35.72
3.	Garzon, Yarden - IND	G	7	249	35.64
4.	Harter, Casey - NU	G	4	142	35.42
5.	Olsen, Lucy - Iowa	G	6	209	34.91
6.	Watkins, Juju - USC	G	5	169	33.85
7.	Lau, Caroline - NU	G	4	130	32.52
8.	Kelly, Deja - Oregon	G	7	215	30.77
9.	Myers, Tess - Wisc	G	6	184	30.63
10.	Lombard, Destini - Purdue	G	5	153	30.62
11.	Lacey, JoJo - RU	G	6	182	30.40
12.	Betts, Lauren - UCLA	C	5	152	30.35
13.	Murray, Moriah - PSU	G	7	212	30.24
14.	Porter, Ronnie - Wisc	G	5	150	29.97
15.	Adams, Destiny - RU	F	6	179	29.84

Team Identification

Team	Team ID
Purdue	Purdue
Illinois	Illini
Indiana	IND
Iowa	Iowa
Maryland	MD
Michigan	Mich
Michigan St.	MSU
Minnesota	MINN
Nebraska	Nebr
Northwestern	NU
Ohio St.	OSU
Oregon	Oregon
Penn St.	PSU
Rutgers	RU
Southern California	USC
UCLA	UCLA
Washington	UW
Wisconsin	Wisc



**2024-25 Big Ten Women's Basketball
Conference Individual Highs
All games**

Individual Highs

POINTS	36		Adams, Destiny (Rutgers) vs NJIT (11/10/2024)
	34		Ciezki, Shay (Indiana) vs Baylor (N) (11/24/2024)
FIELD GOALS MADE	15		Bostic, Kendall (Illinois) vs Oregon St. (11/22/2024)
	15		Betts, Lauren (UCLA) vs Colgate (11/10/2024)
FIELD GOAL ATTEMPTS	25		McMiller, Kiyomi (Rutgers) vs Princeton (11/24/2024)
	25		Watkins, Juju (Southern California) vs Notre Dame (11/23/2024)
FIELD GOAL PERCENTAGE	1.000	(9-9)	O'Grady, Addison (Iowa) vs Virginia Tech (N) (11/10/2024)
	1.000	(6-6)	Thierry, Taylor (Ohio St.) vs Bowling Green (11/24/2024)
	1.000	(5-5)	McCray, Carter (Wisconsin) vs UIC (11/21/2024)
	1.000	(5-5)	Woodard, Juliann (Michigan St.) vs Eastern Ky. (11/14/2024)
	1.000	(5-5)	McKenzie, Adalia (Illinois) vs Eastern Ill. (11/14/2024)
	1.000	(4-4)	VanTimmeren, Ally (Michigan) vs Oakland (11/17/2024)
	1.000	(4-4)	Coley, Kendall (Nebraska) vs South Dakota (N) (11/16/2024)
	1.000	(4-4)	Walker, Talayah (Penn St.) vs Niagara (11/14/2024)
	1.000	(4-4)	Tate, Jocelyn (Michigan St.) vs Eastern Mich. (11/11/2024)
	1.000	(4-4)	Bozan, Petra (Nebraska) vs Southeastern La. (11/09/2024)
3-PT FG MADE	9		Gray, Chance (Ohio St.) vs Charlotte (11/12/2024)
	8		Murray, Moriah (Penn St.) vs Bucknell (11/04/2024)
3-PT FG ATTEMPTS	16		Murray, Moriah (Penn St.) vs Bucknell (11/04/2024)
	16		Hobbs, Jordan (Michigan) vs South Carolina (N) (11/04/2024)
3-PT FG PERCENTAGE	1.000	(5-5)	Jones, Londynn (UCLA) vs South Carolina (11/24/2024)
	1.000	(4-4)	Battle, Amaya (Minnesota) vs Montana (11/24/2024)
	1.000	(4-4)	Coley, Kendall (Nebraska) vs South Dakota (N) (11/16/2024)
	1.000	(4-4)	Woodard, Juliann (Michigan St.) vs Eastern Ky. (11/14/2024)
	1.000	(3-3)	McCabe, Taylor (Iowa) at Drake (11/17/2024)
	1.000	(3-3)	Aarnisalo, Elina (UCLA) vs Pepperdine (11/12/2024)
	1.000	(3-3)	Smikle, Kaylene (Maryland) vs Duke (11/10/2024)
	1.000	(3-3)	Johnson, Tamera (Penn St.) vs Duquesne (11/10/2024)
	1.000	(2-2)	Thierry, Taylor (Ohio St.) vs Bowling Green (11/24/2024)
	1.000	(2-2)	Moriarty, Kendall (Nebraska) vs North Ala. (11/19/2024)
FREE THROWS MADE	16		Adams, Destiny (Rutgers) vs NJIT (11/10/2024)
	12		Ciezki, Shay (Indiana) vs Baylor (N) (11/24/2024)
FREE THROWS ATTEMPTS	21		Adams, Destiny (Rutgers) vs NJIT (11/10/2024)
	15		Adams, Destiny (Rutgers) vs Iona (11/15/2024)
FREE THROW PERCENTAGE	1.000	(10-10)	Smikle, Kaylene (Maryland) at Syracuse (11/13/2024)
	1.000	(8-8)	Garzon, Yarden (Indiana) vs Harvard (11/07/2024)
	1.000	(7-7)	Stuelke, Hannah (Iowa) vs Toledo (11/13/2024)
	1.000	(6-6)	Mallegni, Teagan (Iowa) vs Washington St. (11/24/2024)
	1.000	(6-6)	Jaquez, Gabriela (UCLA) vs South Carolina (11/24/2024)
	1.000	(6-6)	Hake, Callin (Nebraska) vs North Ala. (11/19/2024)
	1.000	(6-6)	Sullivan, Grace (Northwestern) vs Utah (11/14/2024)
	1.000	(6-6)	McKenzie, Adalia (Illinois) vs Marquette (11/10/2024)
	1.000	(6-6)	Murray, Moriah (Penn St.) vs Duquesne (11/10/2024)
	1.000	(6-6)	Bryant, Genesis (Illinois) vs Florida St. (11/07/2024)
REBOUNDS	22		Adams, Destiny (Rutgers) vs NJIT (11/10/2024)
	16		Williams, Serah (Wisconsin) vs Georgetown (11/10/2024)
ASSISTS	12		Lau, Caroline (Northwestern) vs Lehigh (11/10/2024)
	11		Aarnisalo, Elina (UCLA) vs Arkansas (11/17/2024)
STEALS	8		Braun, Mara (Minnesota) vs Vermont (11/08/2024)
	6		Watkins, Juju (Southern California) vs CSUN (11/12/2024)
	6		Feuerbach, Kylie (Iowa) vs NIU (11/06/2024)
BLOCKED SHOTS	8		Eke, Tayra (Washington) vs Prairie View (11/22/2024)
	6		Daniels, Dalayah (Washington) vs Prairie View (11/22/2024)



**2024-25 Big Ten Women's Basketball
Conference Individual Highs
All games**

Individual Highs

TURNOVERS	9	Watkins, Juju (Southern California) vs Ole Miss (N) (11/04/2024)
	7	Merkle, Gracie (Penn St.) vs Georgia (N) (11/23/2024)
	7	Garzon, Yarden (Indiana) vs Harvard (11/07/2024)



**2024-25 Big Ten Women's Basketball
Individual Stellar Games
All games**

30-Point Performances

Adams, Destiny - Rutgers	36 points	vs NJIT (11/10/2024)
	30 points	vs Cornell (11/07/2024)
Betts, Lauren - UCLA	31 points	vs Colgate (11/10/2024)
Bostic, Kendall - Illinois	31 points	vs Oregon St. (11/22/2024)
Cambridge, Jalonni - Ohio St.	31 points	vs Cleveland St. (11/05/2024)
Ciezki, Shay - Indiana	34 points	vs Baylor (11/24/2024)
Gray, Chance - Ohio St.	31 points	vs Charlotte (11/12/2024)

Number of 30-Point games

2	Adams, Destiny - Rutgers
1	Betts, Lauren - UCLA
1	Bostic, Kendall - Illinois
1	Cambridge, Jalonni - Ohio St.
1	Ciezki, Shay - Indiana
1	Gray, Chance - Ohio St.



**2024-25 Big Ten Women's Basketball
Individual Stellar Games
All games**

20-Point Performances

Adams, Destiny - Rutgers	28 points	vs Iona (11/15/2024)
	36 points	vs NJIT (11/10/2024)
	30 points	vs Cornell (11/07/2024)
Bass, Reagan - Purdue	21 points	vs Bellarmine (11/18/2024)
	22 points	vs IU Indy (11/14/2024)
Battle, Amaya - Minnesota	21 points	vs Vermont (11/08/2024)
Betts, Lauren - UCLA	20 points	vs Arkansas (11/17/2024)
	31 points	vs Colgate (11/10/2024)
Bostic, Kendall - Illinois	31 points	vs Oregon St. (11/22/2024)
	25 points	vs Le Moyne (11/18/2024)
Braun, Mara - Minnesota	21 points	vs Vermont (11/08/2024)
Brown-Hagger, Jasmine - Illinois	23 points	vs Eastern Ill. (11/14/2024)
Cambridge, Jaloni - Ohio St.	31 points	vs Cleveland St. (11/05/2024)
Ciezki, Shay - Indiana	34 points	vs Baylor (11/24/2024)
Cook, Makira - Illinois	20 points	vs Oregon St. (11/22/2024)
	20 points	vs Florida St. (11/07/2024)
Cornwell, Chyna - Rutgers	21 points	vs Manhattan (11/04/2024)
Daley, Melannie - Northwestern	23 points	vs Utah (11/14/2024)
Gardiner, Timea - UCLA	23 points	vs Arkansas (11/17/2024)
Garzon, Yarden - Indiana	20 points	vs Harvard (11/07/2024)
Gray, Chance - Ohio St.	20 points	at Ohio (11/20/2024)
	31 points	vs Charlotte (11/12/2024)
Holloway, Mila - Michigan	21 points	vs Central Mich. (11/14/2024)
Iriaafen, Kiki - Southern California	20 points	vs Santa Clara (11/15/2024)
	22 points	vs Ole Miss (11/04/2024)
Jones, Kyla - Northwestern	28 points	vs Illinois St. (11/06/2024)
Kelly, Deja - Oregon	20 points	vs Baylor (11/10/2024)
	21 points	vs Nevada (11/06/2024)
Kubek, Allie - Maryland	20 points	vs Saint Francis (11/24/2024)
Ladine, Elle - Washington	20 points	vs Cal St. Fullerton (11/21/2024)
	21 points	vs Siena (11/10/2024)
Lemmilä, Elsa - Ohio St.	21 points	at Ohio (11/20/2024)
Lombard, Destini - Purdue	20 points	vs Purdue Fort Wayne (11/06/2024)
Markowski, Alexis - Nebraska	26 points	at Creighton (11/22/2024)
	22 points	vs Southern U. (11/12/2024)
McKenzie, Adalia - Illinois	20 points	vs Florida St. (11/07/2024)
McMahon, Cotie - Ohio St.	21 points	at Belmont (11/17/2024)
McMiller, Kiyomi - Rutgers	27 points	vs Princeton (11/24/2024)
	24 points	at Virginia Tech (11/19/2024)
	25 points	vs NJIT (11/10/2024)
Meister, Lilly - Indiana	20 points	vs Columbia (11/23/2024)
	20 points	vs Harvard (11/07/2024)
Merkle, Gracie - Penn St.	28 points	vs Marshall (11/21/2024)
	20 points	vs Monmouth (11/17/2024)
	24 points	vs Niagara (11/14/2024)



**2024-25 Big Ten Women's Basketball
Individual Stellar Games
All games**

	20 points	vs Canisius (11/07/2024)
	21 points	vs Bucknell (11/04/2024)
Moore-McNeil, Chloe - Indiana	21 points	vs Stanford (11/17/2024)
Murray, Moriah - Penn St.	24 points	vs Georgia (11/23/2024)
	23 points	vs Monmouth (11/17/2024)
	26 points	vs Duquesne (11/10/2024)
	28 points	vs Bucknell (11/04/2024)
O'Grady, Addison - Iowa	27 points	at Drake (11/17/2024)
Olsen, Lucy - Iowa	20 points	vs Virginia Tech (11/10/2024)
Olson, Olivia - Michigan	23 points	vs Long Beach St. (11/24/2024)
	21 points	vs LIU (11/20/2024)
	23 points	vs Central Mich. (11/14/2024)
Parrish, Sydney - Indiana	20 points	vs Brown (11/04/2024)
Porter, Ronnie - Wisconsin	26 points	vs Georgetown (11/10/2024)
Potts, Natalie - Nebraska	22 points	vs South Dakota (11/16/2024)
Prince, Britt - Nebraska	20 points	at Creighton (11/22/2024)
	23 points	vs South Dakota (11/16/2024)
Sellers, Sayvia - Washington	24 points	vs LSU (11/25/2024)
	22 points	at Montana (11/17/2024)
	21 points	vs Eastern Wash. (11/14/2024)
Smikle, Kaylene - Maryland	25 points	vs Saint Francis (11/24/2024)
	21 points	vs Towson (11/17/2024)
	22 points	at Syracuse (11/13/2024)
	23 points	vs Duke (11/10/2024)
	20 points	vs Coppin St. (11/07/2024)
Swords, Syla - Michigan	21 points	vs LIU (11/20/2024)
	20 points	vs Lehigh (11/08/2024)
	27 points	vs South Carolina (11/04/2024)
Watkins, Juju - Southern California	24 points	vs Notre Dame (11/23/2024)
	22 points	vs Santa Clara (11/15/2024)
	21 points	vs CSUN (11/12/2024)
	27 points	vs Ole Miss (11/04/2024)
Watson, Ava - Ohio St.	20 points	vs Bowling Green (11/24/2024)
Williams, Serah - Wisconsin	20 points	vs Omaha (11/23/2024)
	20 points	vs UIC (11/21/2024)
	29 points	vs Wright St. (11/05/2024)
Williams, Taylor - Northwestern	22 points	vs Lehigh (11/10/2024)

Number of 20-Point games

5	Merkle, Gracie - Penn St.
5	Smikle, Kaylene - Maryland
4	Murray, Moriah - Penn St.
4	Watkins, Juju - Southern California
3	Adams, Destiny - Rutgers
3	McMiller, Kiyomi - Rutgers
3	Olson, Olivia - Michigan
3	Sellers, Sayvia - Washington



2024-25 Big Ten Women's Basketball
Individual Stellar Games
All games

3	Swords, Syla - Michigan
3	Williams, Serah - Wisconsin
2	Bass, Reagan - Purdue
2	Betts, Lauren - UCLA
2	Bostic, Kendall - Illinois
2	Cook, Makira - Illinois
2	Gray, Chance - Ohio St.
2	Iriafe, Kiki - Southern California
2	Kelly, Deja - Oregon
2	Ladine, Elle - Washington
2	Markowski, Alexis - Nebraska
2	Meister, Lilly - Indiana
2	Prince, Britt - Nebraska
1	Battle, Amaya - Minnesota
1	Braun, Mara - Minnesota
1	Brown-Hagger, Jasmine - Illinois
1	Cambridge, Jaloni - Ohio St.
1	Ciezki, Shay - Indiana
1	Cornwell, Chyna - Rutgers
1	Daley, Melannie - Northwestern
1	Gardiner, Timea - UCLA
1	Garzon, Yarden - Indiana
1	Holloway, Mila - Michigan
1	Jones, Kyla - Northwestern
1	Kubek, Allie - Maryland
1	Lemmilä, Elsa - Ohio St.
1	Lombard, Destini - Purdue
1	McKenzie, Adalia - Illinois
1	McMahon, Cotie - Ohio St.
1	Moore-McNeil, Chloe - Indiana
1	O'Grady, Addison - Iowa
1	Olsen, Lucy - Iowa
1	Parrish, Sydney - Indiana
1	Porter, Ronnie - Wisconsin
1	Potts, Natalie - Nebraska
1	Watson, Ava - Ohio St.
1	Williams, Taylor - Northwestern



**2024-25 Big Ten Women's Basketball
Individual Stellar Games
All games**

20-Rebounds Performances

Adams, Destiny - Rutgers	22 rebounds	vs NJIT (11/10/2024)
--------------------------	-------------	----------------------

Number of 20-Rebounds games

1	Adams, Destiny - Rutgers
---	--------------------------



**2024-25 Big Ten Women's Basketball
Individual Stellar Games
All games**

10-Rebounds Performances

Adams, Destiny - Rutgers	10 rebounds	vs Princeton (11/24/2024)
	11 rebounds	vs Iona (11/15/2024)
	22 rebounds	vs NJIT (11/10/2024)
	15 rebounds	vs Cornell (11/07/2024)
Ayrault, Julia - Michigan St.	10 rebounds	at Western Mich. (11/17/2024)
Barker, Janiah - UCLA	12 rebounds	vs Arkansas (11/17/2024)
	11 rebounds	vs Pepperdine (11/12/2024)
Bass, Reagan - Purdue	10 rebounds	vs UT Arlington (11/24/2024)
	11 rebounds	vs Bellarmine (11/18/2024)
Betts, Lauren - UCLA	14 rebounds	vs South Carolina (11/24/2024)
	12 rebounds	vs Arkansas (11/17/2024)
	12 rebounds	vs Pepperdine (11/12/2024)
	13 rebounds	vs Louisville (11/04/2024)
Bostic, Kendall - Illinois	12 rebounds	vs Le Moyne (11/18/2024)
	12 rebounds	vs Eastern Ill. (11/14/2024)
	10 rebounds	vs Marquette (11/10/2024)
Cornwell, Chyna - Rutgers	10 rebounds	vs Princeton (11/24/2024)
	15 rebounds	vs NJIT (11/10/2024)
	11 rebounds	vs Cornell (11/07/2024)
	15 rebounds	vs Manhattan (11/04/2024)
Dalce, Christina - Maryland	11 rebounds	vs Saint Francis (11/24/2024)
	10 rebounds	vs Towson (11/17/2024)
	14 rebounds	vs Duke (11/10/2024)
	10 rebounds	at UMBC (11/04/2024)
Daniels, Dalayah - Washington	11 rebounds	vs Prairie View (11/22/2024)
Douglass, Halle - Wisconsin	11 rebounds	vs Wright St. (11/05/2024)
Dugalić, Angela - UCLA	15 rebounds	vs Arkansas (11/17/2024)
Eke, Tayra - Washington	14 rebounds	vs Prairie View (11/22/2024)
Garzon, Yarden - Indiana	10 rebounds	vs Columbia (11/23/2024)
Grocholski, Grace - Minnesota	13 rebounds	vs SMU (11/17/2024)
Heyer, Mallory - Minnesota	10 rebounds	vs SMU (11/17/2024)
	10 rebounds	vs UMass Lowell (11/12/2024)
Hobbs, Jordan - Michigan	11 rebounds	vs Lehigh (11/08/2024)
Iriafe, Kiki - Southern California	13 rebounds	vs Ole Miss (11/04/2024)
Kelly, Deja - Oregon	11 rebounds	vs Grand Canyon (11/18/2024)
Kyei, Phillipina - Oregon	11 rebounds	vs Auburn (11/20/2024)
Ladine, Elle - Washington	11 rebounds	vs Eastern Wash. (11/14/2024)
LaMendola, Julianna - Indiana	11 rebounds	vs North Carolina (11/25/2024)
Lemmilä, Elsa - Ohio St.	14 rebounds	at Ohio (11/20/2024)
Lombard, Destini - Purdue	13 rebounds	vs UT Arlington (11/24/2024)
Markowski, Alexis - Nebraska	12 rebounds	at Creighton (11/22/2024)
	11 rebounds	vs Omaha (11/04/2024)
McCarthy, Lana - Purdue	10 rebounds	vs Bellarmine (11/18/2024)
	10 rebounds	vs Purdue Fort Wayne (11/06/2024)
McCray, Carter - Wisconsin	11 rebounds	vs Georgetown (11/10/2024)



**2024-25 Big Ten Women's Basketball
Individual Stellar Games
All games**

McLean, Mir - Maryland	10 rebounds	vs Saint Francis (11/24/2024)
Meister, Lilly - Indiana	15 rebounds	vs Harvard (11/07/2024)
Merkle, Gracie - Penn St.	11 rebounds	vs Georgia (11/23/2024)
	11 rebounds	vs Marshall (11/21/2024)
	12 rebounds	vs Monmouth (11/17/2024)
	13 rebounds	vs Bucknell (11/04/2024)
Moore-McNeil, Chloe - Indiana	10 rebounds	vs Baylor (11/24/2024)
Muhammad, Amina - Oregon	10 rebounds	vs Grand Canyon (11/18/2024)
O'Grady, Addison - Iowa	10 rebounds	at Drake (11/17/2024)
Parrish, Sydney - Indiana	10 rebounds	vs Brown (11/04/2024)
Petty, Ajae - Ohio St.	12 rebounds	at Belmont (11/17/2024)
Poffenbarger, Saylor - Maryland	10 rebounds	vs Coppin St. (11/07/2024)
Potts, Natalie - Nebraska	12 rebounds	vs Southern U. (11/12/2024)
Rust, Cam - Penn St.	10 rebounds	vs Canisius (11/07/2024)
Shoup-Hill, Brynn - Illinois	10 rebounds	vs Florida St. (11/07/2024)
Stuelke, Hannah - Iowa	10 rebounds	vs Kansas (11/20/2024)
Swords, Syla - Michigan	12 rebounds	vs South Carolina (11/04/2024)
Thierry, Taylor - Ohio St.	10 rebounds	at Ohio (11/20/2024)
VanSlooten, Grace - Michigan St.	13 rebounds	at Western Mich. (11/17/2024)
Watkins, Juju - Southern California	10 rebounds	vs Ole Miss (11/04/2024)
Williams, Serah - Wisconsin	14 rebounds	vs Omaha (11/23/2024)
	14 rebounds	vs UIC (11/21/2024)
	16 rebounds	vs Georgetown (11/10/2024)
	12 rebounds	vs Wright St. (11/05/2024)
Williams, Taylor - Northwestern	10 rebounds	vs Utah (11/14/2024)
	11 rebounds	vs Lehigh (11/10/2024)

Number of 10-Rebounds games

4	Adams, Destiny - Rutgers
4	Betts, Lauren - UCLA
4	Cornwell, Chyna - Rutgers
4	Dalce, Christina - Maryland
4	Merkle, Gracie - Penn St.
4	Williams, Serah - Wisconsin
3	Bostic, Kendall - Illinois
2	Barker, Janiah - UCLA
2	Bass, Reagan - Purdue
2	Heyer, Mallory - Minnesota
2	Markowski, Alexis - Nebraska
2	McCarthy, Lana - Purdue
2	Williams, Taylor - Northwestern
1	Ayrault, Julia - Michigan St.
1	Daniels, Dalayah - Washington
1	Douglass, Halle - Wisconsin
1	Dugalić, Angela - UCLA
1	Eke, Tayra - Washington
1	Garzon, Yarden - Indiana



**2024-25 Big Ten Women's Basketball
Individual Stellar Games
All games**

1	Grocholski, Grace - Minnesota
1	Hobbs, Jordan - Michigan
1	Iriafe, Kiki - Southern California
1	Kelly, Deja - Oregon
1	Kyei, Phillipina - Oregon
1	Ladine, Elle - Washington
1	LaMendola, Julianna - Indiana
1	Lemmilä, Elsa - Ohio St.
1	Lombard, Destini - Purdue
1	McCray, Carter - Wisconsin
1	McLean, Mir - Maryland
1	Meister, Lilly - Indiana
1	Moore-McNeil, Chloe - Indiana
1	Muhammad, Amina - Oregon
1	O'Grady, Addison - Iowa
1	Parrish, Sydney - Indiana
1	Petty, Ajae - Ohio St.
1	Poffenbarger, Saylor - Maryland
1	Potts, Natalie - Nebraska
1	Rust, Cam - Penn St.
1	Shoup-Hill, Brynn - Illinois
1	Stuelke, Hannah - Iowa
1	Swords, Syla - Michigan
1	Thierry, Taylor - Ohio St.
1	VanSlooten, Grace - Michigan St.
1	Watkins, Juju - Southern California



2024-25 Big Ten Women's Basketball
Individual Stellar Games
All games

10-Assists Performances

Aarnisalo, Elina - UCLA	11 assists	vs Arkansas (11/17/2024)
Lau, Caroline - Northwestern	10 assists	vs Utah (11/14/2024)
	12 assists	vs Lehigh (11/10/2024)
Sellers, Shyanne - Maryland	10 assists	vs Towson (11/17/2024)

Number of 10-Assists games

2	Lau, Caroline - Northwestern
1	Aarnisalo, Elina - UCLA
1	Sellers, Shyanne - Maryland



**2024-25 Big Ten Women's Basketball
Individual Double-Doubles
All games**

Double-Doubles Performances

Adams, Destiny - Rutgers	28 points, 11 rebounds	vs Iona (11/15/2024)
	36 points, 22 rebounds	vs NJIT (11/10/2024)
	30 points, 15 rebounds	vs Cornell (11/07/2024)
Ayrault, Julia - Michigan St.	15 points, 10 rebounds	at Western Mich. (11/17/2024)
Barker, Janiah - UCLA	17 points, 12 rebounds	vs Arkansas (11/17/2024)
	18 points, 11 rebounds	vs Pepperdine (11/12/2024)
Bass, Reagan - Purdue	14 points, 10 rebounds	vs UT Arlington (11/24/2024)
	21 points, 11 rebounds	vs Bellarmine (11/18/2024)
Betts, Lauren - UCLA	11 points, 14 rebounds	vs South Carolina (11/24/2024)
	20 points, 12 rebounds	vs Arkansas (11/17/2024)
	17 points, 12 rebounds	vs Pepperdine (11/12/2024)
	18 points, 13 rebounds	vs Louisville (11/04/2024)
Bostic, Kendall - Illinois	25 points, 12 rebounds	vs Le Moyne (11/18/2024)
	11 points, 12 rebounds	vs Eastern Ill. (11/14/2024)
Cornwell, Chyna - Rutgers	21 points, 15 rebounds	vs Manhattan (11/04/2024)
Dalce, Christina - Maryland	13 points, 10 rebounds	vs Towson (11/17/2024)
	12 points, 14 rebounds	vs Duke (11/10/2024)
	13 points, 10 rebounds	at UMBC (11/04/2024)
Daniels, Dalayah - Washington	11 points, 11 rebounds	vs Prairie View (11/22/2024)
Dugalić, Angela - UCLA	18 points, 15 rebounds	vs Arkansas (11/17/2024)
Garzon, Yarden - Indiana	18 points, 10 rebounds	vs Columbia (11/23/2024)
Hobbs, Jordan - Michigan	17 points, 11 rebounds	vs Lehigh (11/08/2024)
Iriafen, Kiki - Southern California	22 points, 13 rebounds	vs Ole Miss (11/04/2024)
Kyei, Phillipina - Oregon	14 points, 11 rebounds	vs Auburn (11/20/2024)
Ladine, Elle - Washington	17 points, 11 rebounds	vs Eastern Wash. (11/14/2024)
Lemmilä, Elsa - Ohio St.	21 points, 14 rebounds	at Ohio (11/20/2024)
Lombard, Destini - Purdue	13 points, 13 rebounds	vs UT Arlington (11/24/2024)
Markowski, Alexis - Nebraska	26 points, 12 rebounds	at Creighton (11/22/2024)
	14 points, 11 rebounds	vs Omaha (11/04/2024)
McCarthy, Lana - Purdue	12 points, 10 rebounds	vs Bellarmine (11/18/2024)
	18 points, 10 rebounds	vs Purdue Fort Wayne (11/06/2024)
McCray, Carter - Wisconsin	11 points, 11 rebounds	vs Georgetown (11/10/2024)
McLean, Mir - Maryland	10 points, 10 rebounds	vs Saint Francis (11/24/2024)
Meister, Lilly - Indiana	20 points, 15 rebounds	vs Harvard (11/07/2024)
Merkle, Gracie - Penn St.	12 points, 11 rebounds	vs Georgia (11/23/2024)
	28 points, 11 rebounds	vs Marshall (11/21/2024)
	20 points, 12 rebounds	vs Monmouth (11/17/2024)
	21 points, 13 rebounds	vs Bucknell (11/04/2024)
Muhammad, Amina - Oregon	11 points, 10 rebounds	vs Grand Canyon (11/18/2024)
O'Grady, Addison - Iowa	27 points, 10 rebounds	at Drake (11/17/2024)
Parrish, Sydney - Indiana	20 points, 10 rebounds	vs Brown (11/04/2024)
Potts, Natalie - Nebraska	17 points, 12 rebounds	vs Southern U. (11/12/2024)
Rust, Cam - Penn St.	10 points, 10 rebounds	vs Canisius (11/07/2024)
Sellers, Shyanne - Maryland	10 points, 10 assists	vs Towson (11/17/2024)
Stuelke, Hannah - Iowa	16 points, 10 rebounds	vs Kansas (11/20/2024)



**2024-25 Big Ten Women's Basketball
Individual Double-Doubles
All games**

Swords, Syla - Michigan	27 points, 12 rebounds	vs South Carolina (11/04/2024)
Thierry, Taylor - Ohio St.	13 points, 10 rebounds	at Ohio (11/20/2024)
VanSlooten, Grace - Michigan St.	18 points, 13 rebounds	at Western Mich. (11/17/2024)
Watkins, Juju - Southern California	27 points, 10 rebounds	vs Ole Miss (11/04/2024)
Williams, Serah - Wisconsin	20 points, 14 rebounds	vs Omaha (11/23/2024)
	20 points, 14 rebounds	vs UIC (11/21/2024)
	17 points, 16 rebounds	vs Georgetown (11/10/2024)
	29 points, 12 rebounds	vs Wright St. (11/05/2024)
Williams, Taylor - Northwestern	22 points, 11 rebounds	vs Lehigh (11/10/2024)



**2024-25 Big Ten Women's Basketball
Individual Double-Doubles
All games**

Number of Double-Double games

4	Betts, Lauren - UCLA
4	Merkle, Gracie - Penn St.
4	Williams, Serah - Wisconsin
3	Adams, Destiny - Rutgers
3	Dalce, Christina - Maryland
2	Barker, Janiah - UCLA
2	Bass, Reagan - Purdue
2	Bostic, Kendall - Illinois
2	Markowski, Alexis - Nebraska
2	McCarthy, Lana - Purdue
1	Ayrault, Julia - Michigan St.
1	Cornwell, Chyna - Rutgers
1	Daniels, Dalayah - Washington
1	Dugalić, Angela - UCLA
1	Garzon, Yarden - Indiana
1	Hobbs, Jordan - Michigan
1	Iriafen, Kiki - Southern California
1	Kyei, Phillipina - Oregon
1	Ladine, Elle - Washington
1	Lemmilä, Elsa - Ohio St.
1	Lombard, Destini - Purdue
1	McCray, Carter - Wisconsin
1	McLean, Mir - Maryland
1	Meister, Lilly - Indiana
1	Muhammad, Amina - Oregon
1	O'Grady, Addison - Iowa
1	Parrish, Sydney - Indiana
1	Potts, Natalie - Nebraska
1	Rust, Cam - Penn St.
1	Sellers, Shyanne - Maryland
1	Stuelke, Hannah - Iowa
1	Swords, Syla - Michigan
1	Thierry, Taylor - Ohio St.
1	VanSlooten, Grace - Michigan St.
1	Watkins, Juju - Southern California
1	Williams, Taylor - Northwestern



**2024-25 Big Ten Women's Basketball
Conference Schedule and Results
All games**

Illinois (5-0, 0-0)				
11/07/2024	Florida St.	W	83-74	A-3741
11/10/2024	Marquette	W	65-53	A-3748
11/14/2024	Eastern Ill.	W	84-37	A-3645
11/18/2024	Le Moyne	W	94-25	A-13486
11/22/2024	Oregon St.	W	85-66	A-3891

Indiana (4-3, 0-0)				
11/04/2024	Brown	W	82-60	A-10050
11/07/2024	Harvard	Lot	68-72	A-10287
11/13/2024	at Butler	L	46-56	A-4135
11/17/2024	Stanford	W	79-66	A-10351
11/23/2024	vs Columbia	W	72-62	A-299
11/24/2024	vs Baylor	W	73-65	A-179
11/25/2024	vs North Carolina	L	39-69	A-437

Iowa (6-0, 0-0)				
11/06/2024	NIU	W	91-73	A-14998
11/10/2024	vs Virginia Tech	W	71-52	A-15424
11/13/2024	Toledo	W	94-57	A-14998
11/17/2024	at Drake	W	86-73	A-6424
11/20/2024	vs Kansas	W	71-58	A-3347
11/24/2024	Washington St.	W	72-43	A-14998

Maryland (6-0, 0-0)				
11/04/2024	at UMBC	W	74-32	A-2306
11/07/2024	Coppin St.	W	70-47	A-5040
11/10/2024	Duke	W	85-80	A-9042
11/13/2024	at Syracuse	W	84-73	A-2427
11/17/2024	Towson	W	98-63	A-5108
11/24/2024	Saint Francis	W	107-35	A-5773

Michigan (5-1, 0-0)				
11/04/2024	vs South Carolina	L	62-68	A-6397
11/08/2024	Lehigh	W	86-55	A-2747
11/14/2024	Central Mich.	W	99-62	A-2423
11/17/2024	Oakland	W	88-42	A-2643
11/20/2024	LIU	W	96-31	A-2012
11/24/2024	Long Beach St.	W	111-56	A-2753

Michigan St. (6-0, 0-0)				
11/05/2024	Oakland	W	107-42	A-2549
11/08/2024	Yale	W	100-44	A-2893
11/11/2024	Eastern Mich.	W	95-49	A-2515
11/14/2024	Eastern Ky.	W	96-54	A-2631
11/17/2024	at Western Mich.	W	79-42	A-2051
11/20/2024	Detroit Mercy	W	101-44	A-2812

Minnesota (7-0, 0-0)				
11/04/2024	Central Conn. St.	W	89-48	A-2647
11/08/2024	Vermont	W	74-52	A-3192
11/12/2024	UMass Lowell	W	82-37	A-2616
11/16/2024	vs Oregon St.	W	73-38	
11/17/2024	vs SMU	W	65-56	
11/20/2024	Eastern Ill.	W	81-52	A-2946
11/24/2024	Montana	W	84-45	A-3961

Nebraska (5-1, 0-0)				
11/04/2024	Omaha	W	88-48	A-8106
11/09/2024	Southeastern La.	W	78-68	A-5006
11/12/2024	Southern U.	W	84-58	A-4326
11/16/2024	vs South Dakota	W	113-70	A-3297
11/19/2024	North Ala.	W	85-48	A-4414
11/22/2024	at Creighton	L	74-80	A-2374

Northwestern (1-3, 0-0)				
11/06/2024	Illinois St.	L	77-81	A-1119
11/10/2024	Lehigh	L	68-85	A-1166
11/14/2024	Utah	W	71-69	A-1114
11/23/2024	Harvard	L	50-75	A-926

Ohio St. (5-0, 0-0)				
11/05/2024	Cleveland St.	W	104-69	A-4828
11/12/2024	Charlotte	W	94-53	A-4531
11/17/2024	at Belmont	W	67-63	A-1814
11/20/2024	at Ohio	W	106-42	A-4820
11/24/2024	Bowling Green	W	96-53	A-6660



2024-25 Big Ten Women's Basketball
Conference Schedule and Results
All games

Oregon (6-1, 0-0)				
11/04/2024	California Baptist	W	93-63	A-4141
11/06/2024	Nevada	W	76-58	A-4253
11/10/2024	Baylor	W	76-74	A-6372
11/12/2024	North Texas	W	66-35	A-5065
11/18/2024	Grand Canyon	W	70-54	A-4518
11/20/2024	Auburn	W	70-68	A-5067
11/25/2024	vs Georgia Tech	L	58-74	A-1800

Penn St. (7-0, 0-0)				
11/04/2024	Bucknell	W	90-68	A-1575
11/07/2024	Canisius	W	89-57	A-1741
11/10/2024	Duquesne	W	92-83	A-2152
11/14/2024	Niagara	W	101-45	A-2311
11/17/2024	Monmouth	W	100-55	A-1751
11/21/2024	vs Marshall	W	74-59	A-657
11/23/2024	vs Georgia	W	67-47	A-735

Purdue (4-1, 0-0)				
11/06/2024	Purdue Fort Wayne	W	87-77	A-3531
11/10/2024	Notre Dame	L	58-102	A-5854
11/14/2024	IU Indy	W	83-64	A-3432
11/18/2024	Bellarmine	W	78-67	A-3415
11/24/2024	UT Arlington	W	73-55	A-4712

Rutgers (4-2, 0-0)				
11/04/2024	Manhattan	W	85-79	A-1517
11/07/2024	Cornell	W	72-61	A-1263
11/10/2024	NJIT	W	94-84	A-1548
11/15/2024	Iona	W	81-53	A-3349
11/19/2024	at Virginia Tech	L	80-91	A-4644
11/24/2024	Princeton	L	49-66	A-2281

Southern California (4-1, 0-0)				
11/04/2024	vs Ole Miss	W	68-66	A-3472
11/09/2024	Cal Poly	W	90-35	A-5216
11/12/2024	CSUN	W	124-39	A-3064
11/15/2024	Santa Clara	W	81-50	A-3594
11/23/2024	Notre Dame	L	61-74	A-7894

UCLA (5-0, 0-0)				
11/04/2024	vs Louisville	W	66-59	A-3472
11/10/2024	Colgate	W	81-63	A-3285
11/12/2024	Pepperdine	W	91-54	A-3898
11/17/2024	Arkansas	W	101-52	A-2255
11/24/2024	South Carolina	W	77-62	A-13659

Washington (6-2, 0-0)				
11/04/2024	Seattle U	W	95-53	A-1711
11/07/2024	Pacific	W	81-50	A-1717
11/10/2024	Siena	W	94-51	A-2137
11/14/2024	Eastern Wash.	W	83-59	A-1925
11/17/2024	at Montana	L	68-82	A-2145
11/21/2024	Cal St. Fullerton	W	62-58	A-1575
11/22/2024	Prairie View	W	65-50	A-1665
11/25/2024	vs LSU	L	67-68	A-297

Wisconsin (5-1, 0-0)				
11/05/2024	Wright St.	W	95-68	A-2850
11/10/2024	Georgetown	W	79-61	A-3452
11/13/2024	at South Dakota St.	L	57-79	A-3167
11/17/2024	Milwaukee	W	82-45	A-3410
11/21/2024	UIC	W	61-57	A-2728
11/23/2024	Omaha	W	67-65	A-3014

NCAA Statistics

Big Ten - 2024-25 Women's Basketball Ranking Summary thru games 11/25/2024

Statistic	Team	National Rank	Value	National Leader	Value
Assist/Turnover Ratio (353 ranked)	Minnesota	3	2.12	TCU	2.25
	Michigan St.	6	1.72		
	Illinois	7	1.71		
	Ohio St.	13	1.53		
	Nebraska	16	1.47		
	UCLA	31	1.28		
	Iowa	33	1.28		
	Michigan	43	1.20		
	Wisconsin	46	1.16		
	Southern California	54	1.14		
	Oregon	60	1.10		
	Maryland	64	1.09		
	Northwestern	65	1.09		
	Penn St.	90	1.01		
	Purdue	123	0.91		
	Washington	134	0.89		
Rutgers	167	0.82			
Indiana	247	0.67			
Assists Per Game (353 ranked)	Michigan St.	1	23.2	Michigan St.	23.2
	Penn St.	8	21.3		
	UCLA	11	20.8		
	Nebraska	13	20.3		
	Southern California	14	20.0		
	Michigan	15	19.7		
	Northwestern	20	18.8		
	Maryland	32	17.8		
	Ohio St.	33	17.8		
	Iowa	37	17.7		
	Minnesota	47	17.3		
	Purdue	58	16.8		
	Oregon	92	15.4		
	Illinois	96	15.4		
	Wisconsin	106	14.8		
	Washington	162	13.6		
Rutgers	226	12.3			
Indiana	257	11.7			
Bench Points Per Game (353 ranked)	Michigan St.	7	39.8	Col. of Charleston	48.3
	Minnesota	20	34.3		
	Nebraska	23	32.8		
	Oregon	45	28.4		
	Maryland	69	26.7		
	Penn St.	71	26.6		
	Rutgers	72	26.5		
	Ohio St.	88	25.4		
	Michigan	91	25.3		
	UCLA	96	25.0		
	Purdue	131	22.6		
	Iowa	133	22.5		
	Southern California	143	22.2		
	Washington	166	21.4		
	Illinois	191	20.0		
	Northwestern	209	18.8		
Wisconsin	303	14.3			
Indiana	338	10.9			

Statistic	Team	National Rank	Value	National Leader	Value
Blocks Per Game (353 ranked)	Southern California	6	6.8	Kentucky	11.6
	Penn St.	10	6.3		
	Purdue	20	5.6		
	Ohio St.	26	5.4		
	Rutgers	29	5.3		
	Washington	32	5.3		
	Michigan St.	47	4.8		
	UCLA	49	4.8		
	Iowa	65	4.5		
	Maryland	84	4.0		
	Nebraska	115	3.7		
	Wisconsin	145	3.3		
	Northwestern	183	3.0		
	Indiana	217	2.7		
	Michigan	220	2.7		
	Oregon	282	2.1		
	Minnesota	304	1.9		
Illinois	315	1.6			
Field Goal Percentage (353 ranked)	Nebraska	2	53.5	Oklahoma St.	54.0
	Michigan St.	5	52.2		
	Maryland	11	50.1		
	Penn St.	14	49.9		
	Iowa	20	49.1		
	Illinois	23	48.7		
	Michigan	26	48.2		
	UCLA	27	48.2		
	Ohio St.	31	47.9		
	Wisconsin	45	46.4		
	Southern California	55	46.0		
	Washington	62	45.8		
	Oregon	73	45.2		
	Purdue	82	44.9		
	Rutgers	83	44.8		
	Northwestern	86	44.6		
	Minnesota	135	42.5		
Indiana	203	40.2			
Field Goal Percentage Defense (353 ranked)	Michigan St.	7	31.3	Mississippi St.	25.4
	UCLA	18	33.1		
	Illinois	22	33.4		
	Minnesota	28	34.0		
	Southern California	29	34.1		
	Ohio St.	31	34.2		
	Iowa	32	34.2		
	Michigan	33	34.2		
	Maryland	37	34.6		
	Penn St.	66	35.6		
	Washington	101	37.2		
	Oregon	141	38.4		
	Indiana	150	38.6		
	Purdue	181	39.6		
	Nebraska	189	39.8		
	Wisconsin	192	39.8		
	Rutgers	195	39.9		
Northwestern	249	41.5			
Fouls Per Game (353 ranked)	Minnesota	8	12.6	NC State	10.7
	Illinois	17	13.2		
	Nebraska	30	14.0		
	Washington	39	14.4		
	Southern California	40	14.4		
	Maryland	48	14.8		
	Wisconsin	66	15.3		
	Iowa	94	15.8		
	UCLA	100	16.0		
	Ohio St.	118	16.4		
	Michigan St.	138	17.0		
	Penn St.	143	17.1		
	Michigan	157	17.3		
	Oregon	170	17.6		
	Indiana	196	17.9		
	Rutgers	281	20.0		
	Purdue	298	20.6		
Northwestern	306	21.0			

Statistic	Team	National Rank	Value	National Leader	Value
Free Throw Attempts Per Game (353 ranked)	Michigan St.	1	29.67	Michigan St.	29.67
	Illinois	27	23.00		
	Rutgers	41	22.00		
	Ohio St.	49	21.40		
	Michigan	63	20.67		
	Indiana	65	20.57		
	Nebraska	82	20.00		
	Maryland	86	19.83		
	Southern California	106	19.00		
	Iowa	113	18.83		
	Penn St.	142	18.14		
	Minnesota	170	17.43		
	Purdue	186	16.80		
	Northwestern	194	16.75		
	Oregon	196	16.71		
	UCLA	288	14.00		
	Wisconsin	295	13.83		
Washington	329	12.13			
Free Throw Percentage (353 ranked)	Indiana	8	81.9	Saint Louis	86.1
	Maryland	19	79.0		
	Southern California	38	76.8		
	Illinois	46	76.5		
	Northwestern	48	76.1		
	Washington	57	75.3		
	Minnesota	97	73.0		
	Nebraska	102	72.5		
	Penn St.	105	72.4		
	Michigan St.	118	71.9		
	Michigan	122	71.8		
	Iowa	124	71.7		
	UCLA	153	70.0		
	Purdue	200	67.9		
	Oregon	243	65.8		
	Wisconsin	257	65.1		
	Rutgers	269	64.4		
Ohio St.	286	63.6			
Free Throws Made Per Game (352 ranked)	Michigan St.	2	21.33	Florida St.	22.67
	Illinois	11	17.60		
	Indiana	16	16.86		
	Maryland	36	15.67		
	Michigan	62	14.83		
	Southern California	66	14.60		
	Nebraska	67	14.50		
	Rutgers	76	14.17		
	Ohio St.	94	13.60		
	Iowa	97	13.50		
	Penn St.	118	13.14		
	Northwestern	128	12.75		
	Minnesota	130	12.71		
	Purdue	201	11.40		
	Oregon	215	11.00		
	UCLA	272	9.80		
	Washington	294	9.13		
Wisconsin	295	9.00			
Rebound Margin (353 ranked)	UCLA	3	18.4	Oklahoma	23.7
	Maryland	4	18.2		
	Michigan	8	15.5		
	Nebraska	18	12.5		
	Penn St.	24	11.0		
	Michigan St.	24	11.0		
	Illinois	33	9.8		
	Iowa	44	9.2		
	Minnesota	48	9.0		
	Washington	50	8.9		
	Ohio St.	64	7.6		
	Southern California	69	7.0		
	Wisconsin	72	6.8		
	Rutgers	78	6.5		
	Purdue	102	5.2		
	Oregon	132	3.7		
	Indiana	148	3.0		
Northwestern	320	-7.8			

Statistic	Team	National Rank	Value	National Leader	Value
Rebounds (Defensive) Per Game (353 ranked)	UCLA	12	31.6	Oklahoma	40.3
	Illinois	19	30.8		
	Iowa	24	30.3		
	Maryland	28	30.2		
	Nebraska	37	29.3		
	Penn St.	45	28.9		
	Michigan St.	47	28.8		
	Rutgers	47	28.8		
	Wisconsin	53	28.7		
	Purdue	55	28.6		
	Michigan	66	28.2		
	Indiana	68	28.0		
	Washington	68	28.0		
	Oregon	75	27.9		
	Ohio St.	93	27.4		
	Minnesota	100	27.3		
	Southern California	134	26.4		
Northwestern	277	23.0			
Rebounds (Offensive) Per Game (353 ranked)	UCLA	14	17.6	Tennessee	21.8
	Michigan	19	17.2		
	Ohio St.	25	16.6		
	Rutgers	30	16.0		
	Minnesota	38	15.7		
	Southern California	50	15.2		
	Maryland	52	15.2		
	Penn St.	53	15.1		
	Washington	105	13.5		
	Purdue	145	12.6		
	Michigan St.	170	12.2		
	Wisconsin	227	11.2		
	Oregon	240	10.9		
	Iowa	241	10.8		
	Nebraska	254	10.5		
	Illinois	288	9.6		
	Indiana	289	9.6		
Northwestern	335	7.8			
Rebounds Per Game (349 ranked)	UCLA	6	49.20	Oklahoma	55.83
	Maryland	15	45.33		
	Michigan	15	45.33		
	Rutgers	19	44.83		
	Ohio St.	30	44.00		
	Penn St.	30	44.00		
	Minnesota	43	43.00		
	Southern California	64	41.60		
	Washington	67	41.50		
	Purdue	75	41.20		
	Iowa	76	41.17		
	Michigan St.	78	41.00		
	Illinois	94	40.40		
	Nebraska	107	39.83		
	Wisconsin	107	39.83		
	Oregon	138	38.71		
	Indiana	185	37.57		
Northwestern	330	30.75			
Scoring Defense (353 ranked)	Michigan St.	3	45.8	Mississippi St.	42.2
	Minnesota	7	46.9		
	Illinois	21	51.0		
	Michigan	25	52.3		
	Southern California	27	52.8		
	Maryland	47	55.0		
	Ohio St.	70	56.0		
	UCLA	99	58.0		
	Washington	116	58.9		
	Penn St.	120	59.1		
	Iowa	121	59.3		
	Oregon	151	60.9		
	Nebraska	169	62.0		
	Wisconsin	174	62.5		
	Indiana	196	64.3		
	Rutgers	289	72.3		
	Purdue	295	73.0		
Northwestern	327	77.5			

Statistic	Team	National Rank	Value	National Leader	Value
Scoring Margin (349 ranked)	Michigan St.	1	50.5	Michigan St.	50.5
	Michigan	8	38.0		
	Ohio St.	10	37.4		
	Southern California	17	32.0		
	Minnesota	19	31.4		
	Maryland	20	31.3		
	Illinois	21	31.2		
	Penn St.	30	28.4		
	UCLA	36	25.2		
	Nebraska	37	25.0		
	Iowa	50	21.5		
	Washington	63	18.0		
	Oregon	93	11.9		
	Wisconsin	101	11.0		
	Rutgers	174	4.5		
	Purdue	189	2.8		
	Indiana	201	1.3		
Northwestern	292	-11.0			
Scoring Offense (353 ranked)	Michigan St.	4	96.3	Florida St.	100.7
	Ohio St.	5	93.4		
	Michigan	8	90.3		
	Penn St.	14	87.6		
	Nebraska	15	87.0		
	Maryland	20	86.3		
	Southern California	23	84.8		
	UCLA	28	83.2		
	Illinois	32	82.2		
	Iowa	40	80.8		
	Minnesota	58	78.3		
	Washington	72	76.9		
	Rutgers	73	76.8		
	Purdue	78	75.8		
	Wisconsin	95	73.5		
	Oregon	104	72.7		
	Northwestern	176	66.5		
Indiana	202	65.6			
Steals Per Game (353 ranked)	Michigan St.	3	16.8	Tennessee	18.8
	Southern California	6	15.8		
	Ohio St.	12	14.8		
	Penn St.	24	13.4		
	Minnesota	57	11.1		
	Michigan	69	10.7		
	Purdue	147	9.0		
	Oregon	155	8.9		
	Nebraska	170	8.7		
	Washington	200	8.1		
	Maryland	207	7.8		
	Iowa	250	7.2		
	Wisconsin	250	7.2		
	UCLA	256	7.0		
	Northwestern	256	7.0		
	Indiana	283	6.4		
	Illinois	291	6.2		
Rutgers	336	5.3			
Three Point Attempts Per Game (353 ranked)	Ohio St.	35	26.2	Tennessee	38.3
	UCLA	60	24.2		
	Minnesota	78	23.6		
	Southern California	87	23.2		
	Michigan	93	22.8		
	Washington	96	22.6		
	Nebraska	115	21.7		
	Penn St.	123	21.4		
	Michigan St.	134	21.0		
	Iowa	173	19.8		
	Indiana	201	19.3		
	Oregon	210	19.0		
	Illinois	233	18.4		
	Rutgers	236	18.3		
	Wisconsin	242	18.0		
	Maryland	259	17.7		
	Purdue	292	16.2		
Northwestern	329	13.5			

Statistic	Team	National Rank	Value	National Leader	Value
Three Point Percentage (353 ranked)	Nebraska	7	43.8	Louisiana	48.6
	Maryland	8	43.4		
	Penn St.	23	39.3		
	Ohio St.	29	38.9		
	Michigan St.	49	36.5		
	Wisconsin	52	36.1		
	UCLA	59	35.5		
	Washington	64	35.4		
	Minnesota	84	34.5		
	Oregon	120	33.1		
	Michigan	163	31.4		
	Purdue	198	29.6		
	Illinois	206	29.3		
	Iowa	222	28.6		
	Northwestern	241	27.8		
	Indiana	254	27.4		
Southern California	269	26.7			
Rutgers	292	25.5			
Three Point Percentage Defense (353 ranked)	Illinois	2	17.5	Bradley	14.8
	Michigan St.	5	18.7		
	Michigan	7	19.9		
	Minnesota	36	23.8		
	Washington	43	24.2		
	Ohio St.	93	27.1		
	Southern California	98	27.3		
	Oregon	110	27.8		
	Rutgers	120	28.1		
	Maryland	129	28.5		
	Penn St.	130	28.5		
	Iowa	169	29.9		
	Wisconsin	181	30.3		
	Purdue	183	30.4		
	UCLA	200	30.8		
	Indiana	208	31.0		
Nebraska	308	36.2			
Northwestern	321	37.2			
Three Pointers Per Game (353 ranked)	Ohio St.	14	10.2	Tennessee	12.0
	Nebraska	19	9.5		
	UCLA	42	8.6		
	Penn St.	47	8.4		
	Minnesota	63	8.1		
	Washington	65	8.0		
	Maryland	80	7.7		
	Michigan St.	80	7.7		
	Michigan	103	7.2		
	Wisconsin	147	6.5		
	Oregon	168	6.3		
	Southern California	171	6.2		
	Iowa	212	5.7		
	Illinois	230	5.4		
	Indiana	240	5.3		
	Purdue	270	4.8		
Rutgers	277	4.7			
Northwestern	322	3.8			
Turnover Margin (353 ranked)	Michigan St.	4	14.50	Col. of Charleston	19.50
	Ohio St.	5	14.20		
	Minnesota	14	10.29		
	Southern California	21	9.00		
	Michigan	31	7.67		
	Illinois	42	6.60		
	Iowa	65	5.00		
	Penn St.	97	3.43		
	Oregon	122	2.43		
	Maryland	131	2.00		
	Nebraska	169	1.00		
	Wisconsin	178	0.83		
	Washington	213	-0.25		
	UCLA	235	-1.20		
	Rutgers	262	-2.33		
	Purdue	265	-2.40		
Northwestern	269	-2.50			
Indiana	281	-3.00			

Statistic	Team	National Rank	Value	National Leader	Value
Turnovers Forced Per Game (353 ranked)	Michigan St.	7	28.00	Col. of Charleston	33.25
	Southern California	10	26.60		
	Ohio St.	15	25.80		
	Penn St.	21	24.57		
	Michigan	26	24.00		
	Iowa	124	18.83		
	Minnesota	146	18.43		
	Maryland	153	18.33		
	Oregon	232	16.43		
	Purdue	243	16.00		
	Illinois	258	15.60		
	UCLA	274	15.00		
	Washington	274	15.00		
	Nebraska	280	14.83		
	Northwestern	286	14.75		
	Indiana	297	14.57		
Wisconsin	318	13.67			
Rutgers	332	12.67			
Turnovers Per Game (353 ranked)	Minnesota	1	8.1	Minnesota	8.1
	Illinois	3	9.0		
	Ohio St.	12	11.6		
	Wisconsin	25	12.8		
	Michigan St.	39	13.5		
	Iowa	53	13.8		
	Nebraska	53	13.8		
	Oregon	59	14.0		
	Rutgers	91	15.0		
	Washington	103	15.3		
	UCLA	137	16.2		
	Maryland	142	16.3		
	Michigan	142	16.3		
	Northwestern	190	17.3		
	Indiana	208	17.6		
	Southern California	209	17.6		
Purdue	241	18.4			
Penn St.	314	21.1			
Winning Percentage (329 ranked)	Minnesota	1	100.0	39 teams tied	100.0
	Penn St.	1	100.0		
	Iowa	1	100.0		
	Maryland	1	100.0		
	Michigan St.	1	100.0		
	Illinois	1	100.0		
	Ohio St.	1	100.0		
	UCLA	1	100.0		
	Oregon	41	85.7		
	Michigan	50	83.3		
	Nebraska	50	83.3		
	Wisconsin	50	83.3		
	Purdue	74	80.0		
	Southern California	74	80.0		
	Washington	93	75.0		
	Rutgers	111	66.7		
Indiana	172	57.1			
Northwestern	289	25.0			

Statistic	Player	National Rank	Value	National Leader	Value
Assist/Turnover Ratio (250 ranked)	Madison Greene, Ohio St.	6	5.00	KK Arnold, UConn	8.50
	Halle Douglass, Wisconsin	10	4.50		
	Ronnie Porter, Wisconsin	15	3.67		
	Makira Cook, Illinois	24	3.33		
	Amaya Battle, Minnesota	41	2.90		
	Alli Campbell, Penn St.	53	2.69		
	Shyanne Sellers, Maryland	59	2.64		
	Britt Prince, Nebraska	60	2.63		
	Lucy Olsen, Iowa	74	2.46		
	Deja Kelly, Oregon	83	2.33		
	Sydney Affolter, Iowa	89	2.29		
	Caroline Lau, Northwestern	96	2.23		
	Jaloni Cambridge, Ohio St.	99	2.18		
	Elina Aarnisalo, UCLA	106	2.13		
	Theryn Hallock, Michigan St.	108	2.11		
	Jaddan Simmons, Michigan St.	115	2.00		
	Destini Lombard, Purdue	143	1.80		
	Callin Hake, Nebraska	149	1.77		
	Grace VanSlooten, Michigan St.	162	1.70		
	Syla Swords, Michigan	203	1.47		
	Jordan Hobbs, Michigan	212	1.43		
	Jayla Oden, Penn St.	226	1.37		
	Mila Holloway, Michigan	233	1.32		
	JuJu Watkins, Southern California	246	1.26		
Assists (138 ranked)	Shyanne Sellers, Maryland	12	37	Kaylah Ivey, Boston College	58
	Alli Campbell, Penn St.	16	35		
	Elina Aarnisalo, UCLA	19	34		
	Lucy Olsen, Iowa	36	32		
	Amaya Battle, Minnesota	53	29		
	Mila Holloway, Michigan	53	29		
	Caroline Lau, Northwestern	53	29		
	Deja Kelly, Oregon	60	28		
	Jayla Oden, Penn St.	73	26		
	Sayvia Sellers, Washington	84	25		
	Jaloni Cambridge, Ohio St.	96	24		
	JuJu Watkins, Southern California	96	24		
	Callin Hake, Nebraska	114	23		
	Hannah Stines, Washington	114	23		
	Ronnie Porter, Wisconsin	138	22		
	Syla Swords, Michigan	138	22		
Assists Per Game (239 ranked)	Caroline Lau, Northwestern	5	7.3	Emily Ryan, Iowa St.	9.0
	Elina Aarnisalo, UCLA	8	6.8		
	Shyanne Sellers, Maryland	19	6.2		
	Lucy Olsen, Iowa	37	5.3		
	Alli Campbell, Penn St.	47	5.0		
	Makira Cook, Illinois	47	5.0		
	Mila Holloway, Michigan	61	4.8		
	Jaloni Cambridge, Ohio St.	65	4.8		
	JuJu Watkins, Southern California	65	4.8		
	Ronnie Porter, Wisconsin	94	4.4		
	Britt Prince, Nebraska	110	4.2		
	Amaya Battle, Minnesota	123	4.1		
	Deja Kelly, Oregon	126	4.0		
	Callin Hake, Nebraska	149	3.8		
	Jayla Oden, Penn St.	172	3.7		
	Syla Swords, Michigan	176	3.7		
	Destini Lombard, Purdue	188	3.6		
	Talia von Oelhoffen, Southern California	188	3.6		
	Lauren Betts, UCLA	222	3.4		
Grace VanSlooten, Michigan St.	222	3.4			
Jordan Hobbs, Michigan	239	3.3			
Jaddan Simmons, Michigan St.	239	3.3			

Statistic	Player	National Rank	Value	National Leader	Value
Blocks (126 ranked)	Tayra Eke, Washington	8	17	Kate Koval, Notre Dame	24
	Gracie Merkle, Penn St.	8	17		
	Serah Williams, Wisconsin	17	15		
	Elsa LemmilÃ©, Ohio St.	22	14		
	Lauren Betts, UCLA	30	13		
	Dalayah Daniels, Washington	30	13		
	JuJu Watkins, Southern California	30	13		
	Grace Hall, Penn St.	75	9		
	Sydney Parrish, Indiana	75	9		
	Rayah Marshall, Southern California	100	8		
	Addison O'Grady, Iowa	100	8		
	Destiny Adams, Rutgers	126	7		
	Reagan Bass, Purdue	126	7		
	Alli Campbell, Penn St.	126	7		
	Kiyomi McMiller, Rutgers	126	7		
Saylor Poffenbarger, Maryland	126	7			
Blocks Per Game (206 ranked)	Elsa LemmilÃ©, Ohio St.	13	2.80	Kate Koval, Notre Dame	4.80
	Lauren Betts, UCLA	17	2.60		
	JuJu Watkins, Southern California	17	2.60		
	Serah Williams, Wisconsin	24	2.50		
	Gracie Merkle, Penn St.	27	2.43		
	Tayra Eke, Washington	43	2.13		
	Dalayah Daniels, Washington	79	1.63		
	Rayah Marshall, Southern California	81	1.60		
	Sydney Parrish, Indiana	93	1.50		
	Reagan Bass, Purdue	109	1.40		
	Addison O'Grady, Iowa	122	1.33		
	Grace Hall, Penn St.	134	1.29		
	Amari DeBerry, Maryland	150	1.20		
	Destiny Adams, Rutgers	173	1.17		
	Kiyomi McMiller, Rutgers	173	1.17		
	Saylor Poffenbarger, Maryland	173	1.17		
	Alli Campbell, Penn St.	206	1.00		
	Christina Dalce, Maryland	206	1.00		
	Ava Heiden, Iowa	206	1.00		
	Emma Shumate, Michigan St.	206	1.00		
Brynn Shoup-Hill, Illinois	206	1.00			
Sophie Swanson, Purdue	206	1.00			
Grace VanSlooten, Michigan St.	206	1.00			
Melannie Daley, Northwestern	206	1.00			
Kennedy Smith, Southern California	206	1.00			
Grace Sullivan, Northwestern	206	1.00			
Double Doubles (41 ranked)	Gracie Merkle, Penn St.	3	4	Aneesah Morrow, LSU	6
	Serah Williams, Wisconsin	3	4		
	Lauren Betts, UCLA	3	4		
	Destiny Adams, Rutgers	14	3		
	Christina Dalce, Maryland	14	3		
	Alexis Markowski, Nebraska	41	2		
	Janiah Barker, UCLA	41	2		
	Reagan Bass, Purdue	41	2		
	Kendall Bostic, Illinois	41	2		
	Lana McCarthy, Purdue	41	2		
Field Goal Attempts (145 ranked)	Elle Ladine, Washington	10	111	Harmoni Turner, Harvard	146
	Kiyomi McMiller, Rutgers	21	98		
	JuJu Watkins, Southern California	27	94		
	Moriah Murray, Penn St.	33	92		
	Gracie Merkle, Penn St.	43	90		
	Destiny Adams, Rutgers	48	89		
	Serah Williams, Wisconsin	48	89		
	Lucy Olsen, Iowa	54	88		
	Syla Swords, Michigan	78	85		
	Deja Kelly, Oregon	102	81		
	Yarden Garzon, Indiana	130	77		
	Olivia Olson, Michigan	130	77		
Sayvia Sellers, Washington	145	76			

Statistic	Player	National Rank	Value	National Leader	Value
Field Goal Percentage (250 ranked)	Lauren Betts, UCLA	7	71.0	Akasha Davis, Lamar University	77.3
	Kendall Bostic, Illinois	8	70.7		
	Natalie Potts, Nebraska	10	68.4		
	Addison O'Grady, Iowa	12	66.7		
	Gracie Merkle, Penn St.	17	64.4		
	Grace VanSlooten, Michigan St.	19	63.3		
	Lana McCarthy, Purdue	27	61.0		
	Adalia McKenzie, Illinois	27	61.0		
	Britt Prince, Nebraska	35	59.6		
	Sayvia Sellers, Washington	37	59.2		
	Elna Aarnisalo, UCLA	46	57.8		
	Serah Williams, Wisconsin	51	57.3		
	Alexis Markowski, Nebraska	57	56.5		
	Kaylene Smikle, Maryland	77	54.3		
	Destini Lombard, Purdue	79	54.2		
	Julia Ayrault, Michigan St.	82	54.0		
	Jaloni Cambridge, Ohio St.	111	52.5		
	Destiny Adams, Rutgers	125	51.7		
	Chance Gray, Ohio St.	141	50.8		
	Olivia Olson, Michigan	145	50.6		
	Ronnie Porter, Wisconsin	147	50.0		
	Reagan Bass, Purdue	147	50.0		
	Kiki Iriafen, Southern California	156	49.2		
Lucy Olsen, Iowa	162	48.9			
Syla Swords, Michigan	166	48.2			
Jordan Hobbs, Michigan	179	47.1			
Hannah Stuelke, Iowa	181	46.9			
Kiyomi McMiller, Rutgers	210	44.9			
Moriah Murray, Penn St.	217	44.6			
Elle Ladine, Washington	231	43.2			
Field Goals (131 ranked)	Gracie Merkle, Penn St.	3	58	Harmoni Turner, Harvard	63
	Serah Williams, Wisconsin	7	51		
	Elle Ladine, Washington	12	48		
	Destiny Adams, Rutgers	19	46		
	Sayvia Sellers, Washington	23	45		
	Lauren Betts, UCLA	27	44		
	Kiyomi McMiller, Rutgers	27	44		
	Lucy Olsen, Iowa	32	43		
	Kendall Bostic, Illinois	44	41		
	Moriah Murray, Penn St.	44	41		
	Syla Swords, Michigan	44	41		
	Addison O'Grady, Iowa	53	40		
	Alexis Markowski, Nebraska	62	39		
	Olivia Olson, Michigan	62	39		
	JuJu Watkins, Southern California	62	39		
	Kaylene Smikle, Maryland	70	38		
Dalayah Daniels, Washington	102	36			
Free Throw Attempts (143 ranked)	Destiny Adams, Rutgers	7	51	Chardonay Hartley, Utah Tech	58
	Gracie Merkle, Penn St.	52	35		
	JuJu Watkins, Southern California	52	35		
	Hannah Stuelke, Iowa	57	34		
	Grace VanSlooten, Michigan St.	57	34		
	Chyna Cornwell, Rutgers	68	33		
	Kaylene Smikle, Maryland	108	29		
	Reagan Bass, Purdue	122	28		
Lilly Meister, Indiana	122	28			

Statistic	Player	National Rank	Value	National Leader	Value
Free Throw Percentage (247 ranked)	Yarden Garzon, Indiana	1	100.0	10 players tied	100.0
	Kaylene Smikle, Maryland	28	93.1		
	Syla Swords, Michigan	50	90.5		
	Shay Ciezki, Indiana	55	90.0		
	Brynn Shoup-Hill, Illinois	64	88.9		
	Mir McLean, Maryland	77	88.2		
	Genesis Bryant, Illinois	83	88.0		
	Jaloni Cambridge, Ohio St.	102	85.0		
	Adalia McKenzie, Illinois	148	82.4		
	Taylor Woodson, Minnesota	154	81.8		
	Mila Holloway, Michigan	171	81.0		
	Chloe Moore-McNeil, Indiana	179	80.0		
	Reagan Bass, Purdue	203	78.6		
	Makira Cook, Illinois	212	77.8		
	Kennedy Blair, Michigan St.	220	77.3		
	JuJu Watkins, Southern California	223	77.1		
	Jaddan Simmons, Michigan St.	235	76.2		
	Lilly Meister, Indiana	247	75.0		
Theryn Hallock, Michigan St.	247	75.0			
Free Throws (141 ranked)	Destiny Adams, Rutgers	13	36	Izzy Higginbottom, Arkansas Ta'Niya Latson, Florida St.	47 47
	Kaylene Smikle, Maryland	45	27		
	JuJu Watkins, Southern California	45	27		
	Hannah Stuelke, Iowa	60	25		
	Reagan Bass, Purdue	93	22		
	Genesis Bryant, Illinois	93	22		
	Yarden Garzon, Indiana	93	22		
	Gracie Merkle, Penn St.	93	22		
	Lilly Meister, Indiana	112	21		
	Grace VanSlooten, Michigan St.	112	21		
	Chloe Moore-McNeil, Indiana	141	20		
Minutes Per Game (150 ranked)	Chloe Moore-McNeil, Indiana	29	35.85	Laynee Torres-Kahapea, Portland St.	38.06
	Shay Ciezki, Indiana	32	35.72		
	Yarden Garzon, Indiana	34	35.64		
	Casey Harter, Northwestern	38	35.42		
	Lucy Olsen, Iowa	53	34.91		
	JuJu Watkins, Southern California	92	33.85		
Points (196 ranked)	Gracie Merkle, Penn St.	6	138	Harmoni Turner, Harvard	176
	Moriah Murray, Penn St.	9	132		
	Destiny Adams, Rutgers	12	130		
	Elle Ladine, Washington	21	123		
	Sayvia Sellers, Washington	23	122		
	Serah Williams, Wisconsin	29	119		
	Kaylene Smikle, Maryland	30	118		
	Syla Swords, Michigan	47	112		
	JuJu Watkins, Southern California	55	110		
	Lucy Olsen, Iowa	82	104		
	Kiyomi McMiller, Rutgers	93	102		
	Yarden Garzon, Indiana	108	99		
	Lauren Betts, UCLA	117	97		
	Alexis Markowski, Nebraska	132	95		
	Olivia Olson, Michigan	132	95		
	Kendall Bostic, Illinois	170	90		
Chance Gray, Ohio St.	170	90			
Addison O'Grady, Iowa	170	90			

Statistic	Player	National Rank	Value	National Leader	Value
Points Per Game (246 ranked)	JuJu Watkins, Southern California	9	22.0	Ta'Niya Latson, Florida St.	26.8
	Destiny Adams, Rutgers	14	21.7		
	Serah Williams, Wisconsin	37	19.8		
	Gracie Merkle, Penn St.	39	19.7		
	Kaylene Smikle, Maryland	40	19.7		
	Lauren Betts, UCLA	45	19.4		
	Moriah Murray, Penn St.	56	18.9		
	Syla Swords, Michigan	62	18.7		
	Kendall Bostic, Illinois	77	18.0		
	Chance Gray, Ohio St.	77	18.0		
	Lucy Olsen, Iowa	93	17.3		
	Kiyomi McMiller, Rutgers	102	17.0		
	Jaloni Cambridge, Ohio St.	102	17.0		
	Kiki Iriafen, Southern California	115	16.8		
	Grace VanSlooten, Michigan St.	123	16.6		
	Alexis Markowski, Nebraska	145	15.8		
	Olivia Olson, Michigan	145	15.8		
	Elle Ladine, Washington	176	15.4		
	Sayvia Sellers, Washington	183	15.3		
	Reagan Bass, Purdue	184	15.2		
Addison O'Grady, Iowa	193	15.0			
Ronnie Porter, Wisconsin	193	15.0			
Natalie Potts, Nebraska	235	14.4			
Britt Prince, Nebraska	235	14.4			
Rebounds (142 ranked)	Serah Williams, Wisconsin	3	73	Aneesah Morrow, LSU	91
	Destiny Adams, Rutgers	5	72		
	Gracie Merkle, Penn St.	14	65		
	Chyna Cornwell, Rutgers	22	62		
	Lauren Betts, UCLA	30	60		
	Christina Dalce, Maryland	47	56		
	Tayra Eke, Washington	53	55		
	Kendall Bostic, Illinois	97	51		
	Dalayah Daniels, Washington	103	50		
	Mallory Heyer, Minnesota	111	49		
	Syla Swords, Michigan	127	47		
	Janiah Barker, UCLA	142	46		
	Elle Ladine, Washington	142	46		
	Saylor Poffenbarger, Maryland	142	46		
Rebounds (Defensive) Per Game (29 ranked)	Serah Williams, Wisconsin	5	8.5	Fanta Gassama, New Mexico St.	9.3
	Kendall Bostic, Illinois	6	8.4		
	Destiny Adams, Rutgers	29	7.2		
Rebounds (Offensive) Per Game (30 ranked)	Lauren Betts, UCLA	4	5.4	Khadija Faye, Pittsburgh	6.3
	Gracie Merkle, Penn St.	6	5.0		
	Destiny Adams, Rutgers	11	4.8		
	Chyna Cornwell, Rutgers	11	4.8		
	Kiki Iriafen, Southern California	18	4.6		
Rebounds Per Game (249 ranked)	Serah Williams, Wisconsin	3	12.2	Aneesah Morrow, LSU	13.0
	Destiny Adams, Rutgers	4	12.0		
	Lauren Betts, UCLA	4	12.0		
	Chyna Cornwell, Rutgers	28	10.3		
	Kendall Bostic, Illinois	32	10.2		
	Christina Dalce, Maryland	64	9.3		
	Gracie Merkle, Penn St.	67	9.3		
	Janiah Barker, UCLA	69	9.2		
	Grace VanSlooten, Michigan St.	107	8.6		
	Taylor Williams, Northwestern	126	8.3		
	Syla Swords, Michigan	149	7.8		
	Kiki Iriafen, Southern California	156	7.8		
	Elsa LemmilÄ, Ohio St.	156	7.8		
	Brynn Shoup-Hill, Illinois	156	7.8		
	Saylor Poffenbarger, Maryland	170	7.7		
	Reagan Bass, Purdue	176	7.6		
	Alexis Markowski, Nebraska	185	7.5		
	Hannah Stuelke, Iowa	185	7.5		
	Natalie Potts, Nebraska	200	7.4		
	Rayah Marshall, Southern California	209	7.2		
	Mallory Heyer, Minnesota	227	7.0		
	Julia Ayrault, Michigan St.	227	7.0		
	Lana McCarthy, Purdue	227	7.0		
	Tayra Eke, Washington	246	6.9		

Statistic	Player	National Rank	Value	National Leader	Value
Steals (142 ranked)	Nyla Hampton, Michigan St.	44	17	Hannah Hidalgo, Notre Dame	26
	Sayvia Sellers, Washington	44	17	Ny'Ceara Pryor, Sacred Heart	26
	Jocelyn Tate, Michigan St.	44	17	Harmoni Turner, Harvard	26
	JuJu Watkins, Southern California	44	17		
	Destini Lombard, Purdue	56	16		
	Chloe Moore-McNeil, Indiana	56	16		
	Jayla Oden, Penn St.	56	16		
	Brooke Q. Daniels, Michigan	56	16		
	Mara Braun, Minnesota	80	15		
	Alli Campbell, Penn St.	80	15		
	Jaddan Simmons, Michigan St.	80	15		
	Syla Swords, Michigan	80	15		
	Kylie Feuerbach, Iowa	112	14		
	Jaloni Cambridge, Ohio St.	142	13		
Tamera Johnson, Penn St.	142	13			
Steals Per Game (218 ranked)	JuJu Watkins, Southern California	15	3.40	Hannah Hidalgo, Notre Dame	5.20
	Destini Lombard, Purdue	24	3.20		
	Kennedy Smith, Southern California	34	3.00		
	Nyla Hampton, Michigan St.	54	2.83		
	Jocelyn Tate, Michigan St.	54	2.83		
	Brooke Q. Daniels, Michigan	75	2.67		
	Jaloni Cambridge, Ohio St.	85	2.60		
	Jaddan Simmons, Michigan St.	100	2.50		
	Syla Swords, Michigan	100	2.50		
	Madison Greene, Ohio St.	123	2.40		
	Kylie Feuerbach, Iowa	138	2.33		
	Chloe Moore-McNeil, Indiana	153	2.29		
	Jayla Oden, Penn St.	153	2.29		
	Alli Campbell, Penn St.	207	2.14		
	Sayvia Sellers, Washington	216	2.13		
	Julia Ayrault, Michigan St.	218	2.00		
	Chance Gray, Ohio St.	218	2.00		
	Ronnie Porter, Wisconsin	218	2.00		
	Taylor Thierry, Ohio St.	218	2.00		
Talia von Oelhoffen, Southern California	218	2.00			
Three Point Attempts (140 ranked)	Moriah Murray, Penn St.	1	79	Moriah Murray, Penn St.	79
	Elle Ladine, Washington	15	48		
	Yarden Garzon, Indiana	27	45		
	Chance Gray, Ohio St.	45	42		
	Grace Grocholski, Minnesota	67	39		
	Tess Myers, Wisconsin	67	39		
	Hannah Stines, Washington	104	36		
	Syla Swords, Michigan	120	35		
	Jordan Hobbs, Michigan	140	34		
Three Point Percentage (231 ranked)	Juliann Woodard, Michigan St.	1	70.6	Juliann Woodard, Michigan St.	70.6
	Kaylene Smikle, Maryland	2	68.2		
	Timea Gardiner, UCLA	31	51.6		
	Tess Myers, Wisconsin	45	48.7		
	Taylor McCabe, Iowa	51	48.1		
	Chance Gray, Ohio St.	58	47.6		
	Moriah Murray, Penn St.	92	44.3		
	Jordan Hobbs, Michigan	152	38.2		
	Yarden Garzon, Indiana	156	37.8		
	Elle Ladine, Washington	158	37.5		
Londynn Jones, UCLA	169	36.7			
Three Pointers (109 ranked)	Moriah Murray, Penn St.	1	35	Moriah Murray, Penn St.	35
	Chance Gray, Ohio St.	13	20		
	Tess Myers, Wisconsin	18	19		
	Elle Ladine, Washington	27	18		
	Yarden Garzon, Indiana	34	17		
	Timea Gardiner, UCLA	43	16		
	Kaylene Smikle, Maryland	57	15		
	Jordan Hobbs, Michigan	109	13		
	Taylor McCabe, Iowa	109	13		
	Sayvia Sellers, Washington	109	13		

Statistic	Player	National Rank	Value	National Leader	Value
Three Pointers Per Game (243 ranked)	Moriah Murray, Penn St.	1	5.00	Moriah Murray, Penn St.	5.00
	Chance Gray, Ohio St.	4	4.00		
	Timea Gardiner, UCLA	22	3.20		
	Tess Myers, Wisconsin	26	3.17		
	Kaylene Smikle, Maryland	73	2.50		
	Yarden Garzon, Indiana	96	2.43		
	Elle Ladine, Washington	122	2.25		
	Londynn Jones, UCLA	130	2.20		
	Jordan Hobbs, Michigan	148	2.17		
	Taylor McCabe, Iowa	148	2.17		
	Juliann Woodard, Michigan St.	171	2.00		
	Syla Swords, Michigan	243	1.83		
	Sarah Te-Biasu, Maryland	243	1.83		
Triple Doubles (1 ranked)				6 players tied	1