



2024 BIG TEN FOOTBALL WEEKLY RELEASE - NOVEMBER 13

Primary Contact: Megan Althoff, Director, Sports Communications • Office: 847-696-1010 ext. 129 • E-mail: mrowley@bigten.org • Twitter: @B1Gfootball

2024 CONFERENCE & OVERALL STANDINGS

	Conference Games					All Games					
	W-L	PCT	H	A	STRK	W-L	PCT	H	A	N	STRK
Indiana	7-0	1.00	4-0	3-0	W7	10-0	1.00	7-0	3-0	0-0	W10
Oregon	7-0	1.00	2-0	4-0	W6	10-0	1.00	5-0	5-0	0-0	W10
Ohio State	5-1	.833	3-0	2-1	W3	8-1	.889	6-0	2-1	0-0	W3
Penn State	5-1	.833	3-1	2-0	W1	8-1	.889	5-1	3-0	0-0	W1
Iowa	4-3	.571	3-0	1-3	L2	6-4	.600	5-1	1-3	0-0	L2
Minnesota	4-3	.571	2-1	2-2	L1	6-4	.600	4-2	2-2	0-0	L1
Illinois	3-3	.500	2-1	1-2	L2	6-3	.667	5-1	1-2	0-0	L2
Wisconsin	3-3	.500	1-1	2-2	L2	5-4	.556	3-2	2-2	0-0	L2
Michigan	3-4	.429	3-1	0-3	L2	5-5	.500	5-2	0-3	0-0	L2
Washington	3-4	.500	3-0	0-4	L1	5-5	.500	5-0	0-4	0-1	L1
UCLA	3-4	.429	1-3	2-1	W3	4-5	.444	1-3	3-2	0-0	W3
Nebraska	2-4	.333	1-2	1-2	L3	5-4	.556	4-2	1-2	0-0	L3
Rutgers	2-4	.333	2-2	0-2	W1	5-4	.556	4-2	1-2	0-0	W1
Michigan State	2-4	.333	1-2	1-2	L2	4-5	.444	3-2	1-3	0-0	L2
Northwestern	2-4	.333	1-2	2-2	W1	4-5	.444	2-3	2-2	0-0	W1
USC	2-5	.286	2-1	0-4	L1	4-5	.444	3-1	0-4	1-0	L1
Maryland	1-5	.167	1-2	0-3	L2	4-5	.444	3-2	1-3	0-0	L2
Purdue	0-6	.000	0-3	0-3	L6	1-8	.111	1-4	0-4	0-0	L8

WEEK 12 SCHEDULE

FRIDAY, NOV. 15

UCLA at WASHINGTON
9 p.m. | FOX

SATURDAY, NOV. 16

OHIO STATE at NORTHWESTERN
Noon | BTN

MICHIGAN STATE at ILLINOIS
2:30 p.m. | FS1

PENN STATE at PURDUE
3:30 p.m. | CBS

NEBRASKA at USC
7 p.m. | Big Ten Network

RUTGERS at MARYLAND
6 p.m. | Peacock

OREGON at WISCONSIN
7:30 p.m. | Peacock

BYE: Indiana, Iowa, Michigan, Minnesota

All times Eastern

BIG TEN. BIG NEWS.

- With just two weekends remaining in the regular season, 14 Big Ten teams will take the field this week. The action opens on Friday when UCLA travels to Washington for a 9 p.m. ET kick on FOX. Indiana, Iowa, Michigan and Minnesota will enjoy byes this week, with the complete schedule appearing to the right.
- Four Big Ten teams appear in the AP Poll this week, with all four teams appearing in the top five. Oregon leads the conference at No. 1, followed by No. 2 Ohio State, No. 4 Penn State and No. 5 Indiana.
- The Big Ten had four teams included in the College Football Playoff's second rankings of the season on Nov. 12: No. 1 Oregon, No. 2 Ohio State, No. 4 Penn State and No. 5 Indiana. The CFP will release its next top 25 rankings on Tuesday, Nov. 19.
- There are just four undefeated teams remaining in the FBS, including two Big Ten teams: Indiana (10-0) and Oregon (10-0). The Hoosiers have a bye this weekend, while the Ducks travel to Wisconsin.
- On Monday, the Big Ten announced its Football Players of the Week, presented by IFS.ai. Ohio State's Will Howard earned Offensive Player of the Week honors after completing at least 80 percent of his passes for the fourth time this season (21 of 26), while generating four total touchdowns to lead the Buckeyes to a 45-0 win over Purdue.
- UCLA's Carson Schwesinger took home Defensive Player of the Week accolades, recording two interceptions, the first two picks of his career, and seven tackles as UCLA notched a 20-17 win over Iowa on Friday. Schwesinger helped limit Iowa (ranked No. 10 in FBS rushing) to just 80 yards on the ground, and just 265 yards of total offense.
- Special Teams Player of the Week honors went to Michigan's Dominic Zvada. Zvada converted a trio of field goals at Indiana (39, 22, 56 yards) and scored nine of team's 15 total points. His 56-yarder was the third-longest in Memorial Stadium history and second-longest by an opponent. The junior became Michigan's new career and single-season record holder for most 50-plus yard field goals in a season (5).
- Ohio State's Jeremiah Smith was named Freshmen of the Week after catching six passes for 87 yards and one touchdown and in the process took over school freshman records for all three major categories in the Buckeyes' win against Purdue. He moved ahead of Ohio State All-American and Pro Football Hall of Famer Cris Carter with 45 receptions, 765 yards and nine receiving touchdowns.
- The top-ranked Ducks improved to 10-0 for the third time in school history Saturday with a 39-18 win over Maryland before 59,245 fans in Autzen Stadium. Dillon Gabriel's three passing touchdowns gave him an FBS-record 180 touchdowns responsible for in his career. Gabriel finished the game 23-of-34 for 183 yards and three scores, plus 28 rushing yards. It was the TD pass to Wilson that pushed him past Case Keenum into first all-time for touchdowns responsible for in FBS history.
- Indiana and Ohio State currently rank among the top 15 nationally in both scoring offense and scoring defense. The Buckeyes rank second in scoring defense (10.7 points per game), while ranking 11th in scoring offense (38.6 points per game). The Hoosiers rank second nationally in scoring offense (43.9 points per game), while ranking seventh in scoring defense (13.8 points per game).

WEEK 11 RESULTS

SATURDAY, NOV. 2

UCLA def. IOWA 20-17
OSU def. PURDUE 45-0
RUTGERS def. MINNESOTA 26-19
INDIANA def. MICHIGAN 20-15
OREGON def. MARYLAND 39-18
PENN STATE def. WASHINGTON 35-6

BYE: Illinois, Michigan State, Nebraska, Northwestern, USC, Wisconsin

BIG LIFE. BIG STAGE. BIG TEN.

The Big Ten Academic Alliance is an academic consortium of all 18 Big Ten universities, which is widely considered to be the model for effective and voluntary collaboration among top research universities.

- Five additional Big Ten teams rank in the top 25 in terms of scoring defense: Penn State (8th, 14.0 points per game), Oregon (9th, 16.0 points per game), Minnesota (13th, 17.7 points per game), Iowa (15th, 18.2 points per game) and Nebraska (21st, 19.1 points per game).
- Indiana is 10-0 for the first time in program history and set the program record for wins in a single season. The 7-0 start in conference play extends the best start to a conference slate and sets the record for most Big Ten wins in a single season in program history. IU won six games in 1967, 1987, 2020. The 10-game winning streak is also the longest streak in program history. The previous record was eight consecutive games in the 1945 and 1967 seasons.
- The top two teams in the regular season standings will meet in the 2024 Discover Big Ten Championship Game on Saturday, Dec. 7 at Lucas Oil Field in Indianapolis, Ind. The game, which will be broadcast on CBS for the first time ever, will be the first in conference history to match the No. 1 and No. 2 teams in the overall conference standings. Media can apply for credentials by visiting bigten.org/about/media.

2024 BIG TEN PLAYERS OF THE WEEK
presented by IFS.ai

- 9/2 O: Miller Moss, R-Jr., QB, USC
D: Kevin Winston Jr., Jr., S, PSU
ST: Mateen Bhaghani, So., K, UCLA
ST: Dominic Zvada, Jr., K, MICH
F: Dylan Raiola, Fr., QB, NEB
- 9/9 O: Kyle Monangai, Sr., RB, RU
D: Xavier Scott, Jr., DB, ILL
ST: Tez Johnson, Sr., WR, ORE
F: Nick Marsh, Fr., WR, MSU
- 9/16 O: Kurtis Rourke, Sr., QB, IND
D: Dante Trader Jr., Sr., DB, MD
ST: Atticus Sappington, Jr., K, ORE
F: Kerry Brown, R-Fr., DB, MINN
- 9/23 O: Kaleb Johnson, Jr., RB, IOWA
O: Luke Altmyer, Jr., QB, ILL
D: Josaiiah Stewart, Sr., EDGE, MICH
ST: Tommy Doman, Sr., P, MICH
F: Khmori House, Fr., ILB, WASH
- 9/30 O: Kael Mullings, Sr., RB, MICH
O: Tez Johnson, Sr., WR, ORE
D: Abdul Carter, Jr., DE/LB, PSU
ST: Dominic Zvada, Jr., K, MICH
F: Jeremiah Smith, WR, OSU
- 10/7 O: Kurtis Rourke, Sr., QB, IND
O: Emeka Egbuka, Gr., WR, OSU
D: Jordan Burch, Sr., DE, ORE
ST: Brian Buschini, Sr., P, NEB
F: Trech Kekahuna, WR, WIS
- 10/14 O: Dillon Gabriel, Sr., QB, ORE
O: Tyler Warren, Sr., TE, PSU
D: Aaron Graves, Jr., DL, IOWA
D: Koi Perich, Fr., DB, MINN
ST: Luke Akers, Jr., K/P, NU
F: Ryan Barker, K, PSU
- 10/21 O: Ethan Garbers, Sr., QB, UCLA
D: Gabe Jacas, Jr., OLB, ILL
ST: Jonathan Kim, Gr., P/K, MSU
F: Nick Marsh, WR, MSU
- 10/28 O: Max Brosmer, Gr., QB, MINN
D: D'Angelo Ponds, So., DB, IND
ST: Kaden Wetjen, Sr., K, IOWA
F: Koi Perich, Fr., DB, MINN
- 11/4 O: Kaleb Johnson, Jr., RB, IOWA
D: Carson Bruener, Sr., LB, WASH
ST: Dragan Kesich, Sr., K, MINN
F: Kwazi Gilmer, WR, UCLA
- 11/11 O: Will Howard, Gr., QB, OSU
D: Carson Schwesinger, Jr., LB, UCLA
ST: Dominic Zvada, Jr., K, MICH
F: Jeremiah Smith, WR, OSU

AP TOP 25 POLL
Nov. 10

Rk.	School (Votes)	Record	Pts	Prev
1.	OREGON (62)	10-0	1550	1
2.	OHIO STATE	8-1	1484	3
3.	Texas	8-1	1409	5
4.	PENN STATE	8-1	1274	6
5.	INDIANA	10-0	1273	8
6.	Tennessee	8-1	1270	7
7.	BYU	9-0	1161	9
8.	Notre Dame	8-1	1095	10
9.	Alabama	7-2	1036	11
10.	Ole Miss	8-2	966	16
11.	Georgia	7-2	964	2
12.	Miami (FL)	9-1	907	4
13.	Boise State	8-1	839	12
14.	SMU	8-1	788	13
15.	Texas A&M	7-2	674	15
16.	Army West Point	9-0	533	18
17.	Clemson	7-2	524	19
18.	Colorado	7-2	463	21
19.	Washington State	8-1	456	20
20.	Kansas State	7-2	333	22
21.	LSU	6-3	265	14
22.	Louisville	6-3	25	240
23.	South Carolina	6-3	203	NR
24.	Missouri	7-2	176	NR
25.	Tulane	8-2	98	NR

Others receiving votes: Iowa St. 92, Arizona St. 35, Pittsburgh 18, Louisiana-Lafayette 14, UNLV 10

US LBM COACHES POLL
Nov. 10

Rk.	School (Votes)	Record	Pts	Prev
1.	OREGON (55)	9-0	1349	1
2.	OHIO STATE	8-1	1314	3
3.	Texas	8-1	1262	5
4.	Tennessee	8-1	1138	6
5.	PENN STATE	8-1	1113	7
6.	INDIANA	10-0	1057	10
7.	Notre Dame	8-1	1038	8
8.	BYU	9-0	994	8
9.	Alabama	7-2	899	11
10.	Georgia	7-2	887	2
11.	Ole Miss	8-2	877	12
12.	Miami (FL)	9-1	820	4
13.	SMU	8-1	691	15
13.	Boise State	8-1	691	14
15.	Texas A&M	7-2	597	16
16.	Clemson	7-2	536	17
17.	Army West Point	9-0	466	19
18.	Washington State	8-1	385	20
19.	Kansas State	7-2	332	21
20.	Colorado	7-2	329	24
21.	Missouri	7-2	277	15
22.	LSU	6-3	257	13
23.	South Carolina	6-3	118	NR
24.	Louisville	6-3	109	NR
25.	Iowa State	7-2	92	18

Others receiving votes: Tulane 85; Louisiana 42; Arizona State 30; Pittsburgh 28; UNLV 17; Memphis 11; Navy 3; James Madison 2; ILLINOIS 2; Duke 1;

BIG TEN COACHING RECORDS

Coach, School	Career (Yrs)	At School (Yrs)	Big Ten Only
Bret Bielema, ILL	121-80 (16th)	24-22 (4th)	52-37
Curt Cignetti, IND	129-35 (14th)	10-0 (1st)	7-0
Kirk Ferentz, IOWA	213-144 (29th)	201-123 (26th)	125-89
Michael Locksley, MD	35-64 (10th)	33-38 (7th)	16-37
Sherrone Moore, MICH	5-5 (1st)	5-5 (1st)	3-4
P.J. Fleck, MINN	85-60 (12th)	55-38 (8th)	32-35
Jonathan Smith, MSU	38-40 (7th)	4-5 (1st)	2-4
Matt Rhule, NEB	57-54 (9th)	10-11 (2nd)	5-10
David Braun, NU	12-10 (2nd)	12-10 (2nd)	7-8
Dan Lanning, ORE	31-5 (3rd)	31-5 (3rd)	7-0
Ryan Day, OSU	64-9 (7th)	64-9 (7th)	44-4
James Franklin, PSU	120-55 (13th)	96-40 (11th)	61-33
Ryan Walters, PUR	5-16 (2nd)	5-16 (2nd)	3-12
Greg Schiano, RU	92-99 (16th)	92-99 (16th)	11-31
DeShaun Foster, UCLA	4-5 (1st)	4-5 (1st)	3-4
Lincoln Riley, USC	78-23 (8th)	23-13 (3rd)	2-5
Jedd Fisch, WASH	22-27 (4th)	5-5 (1st)	3-4
Luke Fickell, WIS	76-35(9th)	13-10 (2nd)	11-12

BIG LIFE. BIG STAGE. BIG TEN.

Every Big Ten Academic Alliance institution ranks among the top 90 universities in the nation according to the 2024 Academic Ranking of World Universities, including 10 in the top 40.

CFP SELECTION COMMITTEE RANKINGS

NOV. 12

RANK	SCHOOL	RECORD
1.	OREGON	10-0
2.	OHIO STATE	8-1
3.	Texas	8-1
4.	PENN STATE	8-1
5.	INDIANA	10-0
6.	BYU	9-0
7.	Tennessee	8-1
8.	Notre Dame	8-1
9.	Miami	9-1
10.	Alabama	7-2
11.	Mississippi	8-2
12.	Georgia	7-2
13.	Boise State	8-1
14.	SMU	8-1
15.	Texas A&M	7-2
16.	Kansas State	7-2
17.	Colorado	7-2
18.	Washington State	8-1
19.	Louisville	6-3
20.	Clemson	7-2
21.	South Carolina	6-3
22.	LSU	6-3
23.	Missouri	7-2
24.	Army	9-0
25.	Tulane	8-2

COLLEGEPRESSBOX.COM

collegepressbox is the official media website for Division I football. Access and download game notes, quotes, statistics, media guides, headshots, logos and more for all FBS schools, conferences, postseason games, awards and the College Football Playoff. For access, please register for an account at collegepressbox.com/register.

collegepressbox
SINCE 2005 EVERYTHING BUT THE PREGAME MEAL

FOLLOW THE BIG TEN

The Big Ten football page on bigten.org will feature notes, recaps, statistics, standings and more. You can also keep track of Big Ten football in real time by following the conference on Twitter @B1Gfootball and @BigTen or becoming a fan of the Big Ten Conference on Facebook to receive exclusive updates.

 [@B1GFOOTBALL](https://twitter.com/B1GFOOTBALL)
[@BigTen](https://twitter.com/BigTen)

 [@bigten](https://www.instagram.com/bigten)

 [Big Ten Conference](https://www.facebook.com/BigTenConference)

BIG TEN IN THE POLLS
AP/US LBM Coaches

	ILL	IND	IOWA	MD	MICH	MSU	MINN	NEB	NU	ORE	OSU	PSU	PUR	RU	UCLA	USC	WASH	WIS
Preseason	-/-	-/-	25/25	-/RV	9/8	-/-	-/-	RV/RV	-/-	3/3	2/2	8/9	-/-	-/-	-/-	23/23	RV/RV	RV/RV
Sept. 3	-/-	-/-	21/21	-/RV	10/9	-/-	-/-	RV/RV	-/-	7/6	2/2	8/8	-/-	-/-	-/-	13/14	RV/RV	RV/RV
Sept. 8	RV/RV	-/RV	RV/RV	-/-	17/16	-/RV	-/-	23/24	-/-	9/6	3/2	8/7	-/-	-/-	-/-	11/11	22/RV	RV/RV
Sept. 15	24/RV	RV/RV	RV/RV	-/-	18/17	-/RV	-/-	22/22	-/-	9/6	3/3	10/8	-/-	-/-	-/-	11/12	-/RV	-/-
Sept. 22	19/21	RV/RV	RV/RV	-/-	12/12	-/-	-/-	-/RV	-/-	8/7	3/3	9/8	-/-	-/RV	-/-	13/16	-/RV	-/-
Sept. 29	24/25	23/24	RV/RV	-/-	10/10	-/-	-/-	RV/RV	-/-	6/6	3/3	7/7	-/-	RV/RV	-/-	11/15	-/-	-/-
Oct. 6	23/23	18/20	RV/RV	-/-	24/21	-/-	-/-	RV/RV	-/-	3/3	2/2	4/5	-/-	-/RV	-/-	RV/RV	RV/RV	-/-
Oct. 13	22/21	16/18	RV/RV	-/-	24/22	-/-	-/-	RV/25	-/-	2/2	4/5	3/3	-/-	-/-	-/-	RV/-	-/-	-/-
Oct. 20	20/21	13/13	-/-	-/-	-/-	-/-	-/-	RV/RV	-/-	1/1	4/4	3/3	-/-	-/-	-/-	-/-	-/-	-/RV
Oct. 27	24/24	13/13	-/-	-/-	-/RV	-/-	-/-	-/-	-/-	1/1	4/4	3/3	-/-	-/-	-/-	-/-	-/-	-/-
Nov. 3	-/RV	8/10	RV/RV	-/-	-/-	-/-	-/RV	-/-	-/-	1/1	3/3	6/7	-/-	-/-	-/-	-/-	RV/-	-/-
Nov. 10	-/RV	5/6	-/-	-/-	-/-	-/-	-/-	-/-	-/-	1/1	2/2	4/5	-/-	-/-	-/-	-/-	-/-	-/-

BIG TEN IN THE COLLEGE FOOTBALL PLAYOFF POLL

	ILL	IND	IOWA	MD	MICH	MSU	MINN	NEB	NU	ORE	OSU	PSU	PUR	RU	UCLA	USC	WASH	WIS
Nov. 5	-	8	-	-	-	-	-	-	-	1	2	6	-	-	-	-	-	-
Nov. 12	-	5	-	-	-	-	-	-	-	1	2	4	-	-	-	-	-	-
Nov. 19																		
Nov. 26																		
Dec. 3																		
Dec. 8																		

NOTE: First College Football Playoff poll to be released on Nov. 5

BIG LIFE. BIG STAGE. BIG TEN.

Every Big Ten Academic Alliance institution ranks among the top 90 universities in the nation according to the 2024 Academic Ranking of World Universities, including 10 in the top 40.

BIG TEN FOOTBALL AWARDS

The Big Ten will continue to honor its past while recognizing its current standouts at the conclusion of the 2024 campaign. The Big Ten's enhanced football awards program presents 19 individual trophies in addition to the Big Ten Championship trophy, bearing the names of one or two former standouts. The distinguished names on these football awards honor just a small sampling of the countless students and coaches who have contributed to the conference's rich and storied history.

Seventeen of the honors will be awarded immediately following the regular season, including awards for the best quarterback, running back, receiver, tight end, offensive lineman, defensive lineman, linebacker, defensive back, kicker, punter and return specialist. Each of these individual position awards features the names of two former standouts.

The Big Ten will also continue to honor the conference's top coaches, offensive and defensive players and linemen and freshmen with end-of-year trophies. Big Ten coaches have the opportunity to claim two awards. Media voters will select the Dave McClain Coach of the Year, which has been awarded since 1972, while coaches vote for the Hayes-Schembechler Coach of the Year award. The top offensive player will receive the Graham-George Offensive Player of the Year award, the best defensive player will be awarded the Nagurski-Woodson Defensive Player of the Year award and the top freshman will receive the Thompson-Randle El Freshman of the Year award.

The winner of the Discover Big Ten Football Championship Game will receive the Amos Alonzo Stagg Championship Trophy, while the most outstanding player in the game will be awarded the Grange-Griffin Championship Game Most Valuable Player award. The conference also created two postcollegiate awards - the Ford-Kinnick Leadership Award and the Dungy-Thompson Humanitarian Award.

The full list of awards, along with a breakdown of the former standouts appearing in each award's name, appears to the right.

NAME OF AWARD	NAMED FOR
Championship Game Awards	
Amos Alonzo Stagg Championship Trophy	Amos Alonzo Stagg, Chicago
Grange-Griffin Championship Game MVP <i>(media vote only)</i>	Harold Edward "Red" Grange, Illinois Archie Griffin, Ohio State
Postcollegiate Awards <i>(vote by school administrators)</i>	
Ford-Kinnick Leadership Award	Gerald R. Ford, Michigan Nile Kinnick, Iowa
Dungy-Thompson Humanitarian Award	Tony Dungy, Minnesota Anthony Thompson, Indiana
Annual Awards <i>(combined vote by coaches and media, unless otherwise noted)</i>	
Graham-George Offensive Player of the Year	Otto Graham, Northwestern Eddie George, Ohio State
Nagurski-Woodson Defensive Player of the Year	Bronislau "Bronko" Nagurski, Minnesota Charles Woodson, Michigan
Hayes-Schembechler Coach of the Year <i>(coaches vote only)</i>	Wayne Woodrow "Woody" Hayes, Ohio State Glenn Edward "Bo" Schembechler, Michigan
Dave McClain Coach of the Year <i>(media vote only)</i>	Dave McClain, Wisconsin
Thompson-Randle El Freshman of the Year	Darrell Thompson, Minnesota Antwaan Randle El, Indiana
Rimington-Pace Offensive Lineman of the Year	Dave Rimington, Nebraska Orlando Pace, Ohio State
Smith-Brown Defensive Lineman of the Year	Charles Aaron "Bubba" Smith, Michigan State Courtney Brown, Penn State
Griese-Brees Quarterback of the Year	Bob Griese, Purdue Drew Brees, Purdue
Ameche-Dayne Running Back of the Year	Alan Ameche, Wisconsin Ron Dayne, Wisconsin
Tatum-Woodson Defensive Back of the Year	Jack Tatum, Ohio State Rod Woodson, Purdue
Butkus-Fitzgerald Linebacker of the Year	Dick Butkus, Illinois Pat Fitzgerald, Northwestern
Richter-Howard Receiver of the Year	Pat Richter, Wisconsin Desmond Howard, Michigan
Kwalick-Clark Tight End of the Year	Ted Kwalick, Penn State Dallas Clark, Iowa
Bakken-Andersen Kicker of the Year	Jim Bakken, Wisconsin Morten Andersen, Michigan State
Eddleman-Fields Punter of the Year	Thomas Dwight "Dike" Eddleman, Illinois Brandon Fields, Michigan State
Rodgers-Dwight Return Specialist of the Year	Johnny Rodgers, Nebraska Tim Dwight, Iowa

BIG LIFE. BIG STAGE. BIG TEN.

The Big Ten leads all conferences with more than 1,900 Academic All-Americans, including 80 honorees during the 2023-24 academic year.

2024 BIG TEN FOOTBALL CHAMPIONSHIP GAME



The 2024 Big Ten Football Championship Game will kick off from Lucas Oil Stadium in Indianapolis at 8 p.m. ET on Dec. 7, 2024.

The winner of the East Division will meet the winner of the West Division, with the game's victor earning the Big Ten Championship and a chance to play in one of the six bowls that comprise the College Football Playoff, including the Rose Bowl Game.

CBS will serve as the official broadcast partner of the Big Ten Football Championship Game, while Lucas Oil Stadium will host the title games through at least 2024.

For more information on the Big Ten Football Championship Game, including details on potential public ticket sales, stadium safety protocols and ancillary events in and around the city of Indianapolis, visit the Game's official web site at bigten.org/fcg.

The Big Ten Communications staff will inform media members on credential application procedures at a later date.

CHAMPIONSHIP GAME QUICK FACTS

Date: Saturday, Dec. 7, 2024

Time: 8 p.m. ET

Television: CBS

Site: Indianapolis, Ind.

Facility: Lucas Oil Stadium

Surface: FieldTurf

Capacity: 65,972

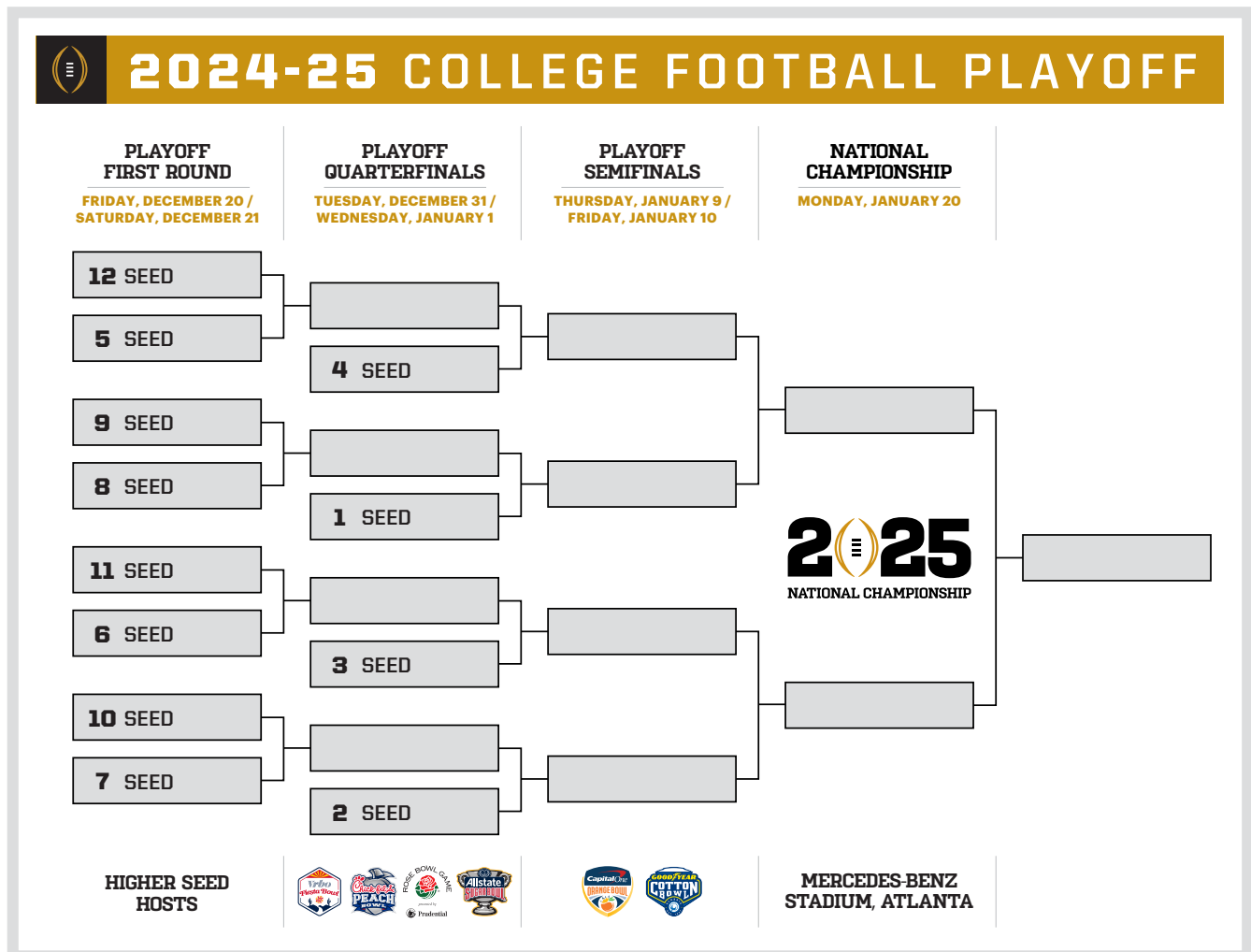


BIG LIFE. BIG STAGE. BIG TEN.

Big Ten Academic Alliance schools annually conduct \$17 billion in funded research.

2024-25 COLLEGE FOOTBALL PLAYOFF FORMAT

- The 12 participating teams will be the five conference champions ranked highest by the CFP selection committee, plus the next seven highest-ranked teams.
- The ranking of the teams will continue to be done by a selection committee.
- The four highest-ranked conference champions will be seeded one through four and will receive a first-round bye. The fifth conference champion will be seeded where it was ranked or at No. 12 if it is outside the top 12 rankings. Non-conference champions ranked in the top four will be seeded beginning at No. 5. Because of this, the seeding, 1 through 12, could look different than the final rankings.
- The eight teams seeded No. 5-12 will play in a first round with the higher seeds hosting the lower seeds either on campus or at other sites designated by the higher-seeded institution (No. 12 at No. 5, No. 11 at No. 6, No. 10 at No. 7 and No. 9 at No. 8.).
- The selection committee will assign the four highest-ranked conference champions to Playoff Quarterfinals hosted by bowls. This will be done in consideration of historic bowl relationships, then in consideration of rankings. For example, if the Sugar Bowl hosts a Playoff Quarterfinal and the SEC champion is ranked No. 1 and the Big 12 champion is ranked No. 3, the SEC champion would be assigned to the Sugar Bowl and the Big 12 champion would be assigned elsewhere.
- With the four highest-ranked conference champions assigned to bowls, their four Playoff Quarterfinal opponents will be dictated by the bracket (i.e., No. 1 vs. No. 8/9 winner, No. 4 vs. No. 5/12 winner, No. 2 vs. 7/10 winner; No. 3 vs. 6/11 winner.)
- The College Football Playoff bracket will follow the selection committee’s rankings, with no modifications made to avoid rematches between teams that may have played during the regular season or are from the same conference.
- The bracket will remain in effect throughout the playoff (i.e., no re-seeding).
- The highest seed will receive preferential placement for the Playoff Semifinal bowl assignment.
- All 11 games will be under the CFP umbrella with the administrative policies determined by the CFP.



BIG LIFE. BIG STAGE. BIG TEN.

Big Ten schools have won at least five national championships in 26 of the last 30 years, averaging nearly seven per year during that span.

BIG TEN X ABBOTT - THE WE GIVE BLOOD DRIVE

Every season we give it everything we have. We give our strength, we give our souls and so much more – it's in our blood. And now we can give that too. This season, Abbott and the Big Ten are pitting school against school in the largest blood donation competition of our lifetime to fight the largest blood shortage in a generation.

Want your school to win? Then don't give up. Give blood. Every donation scores one point for your school on the leaderboard.











The winning school will receive \$1 million to advance student or community health.

Individual donors will be offered a free one month subscription to B1G+ and will be entered to win a trip to the 2024 Discover® Big Ten Football Championship Game on December 7, 2024.

Students will be able to donate at mobile blood drives on campus, and alumni, fans and students alike can donate at blood donation centers across the country. Results will be tracked in real time at BigTen.Org/Abbott after donors attribute donations to their favorite school.

BIG TEN DONATION LEADERBOARD

(as of Nov. 13)

	UNIVERSITY	LIVES SAVED	DONORS
	Nebraska	8439	2813
	Wisconsin	4113	1371
	UCLA	3315	1105
	Michigan	2916	972
	Iowa	2562	854
	Ohio State	2472	824
	Michigan State	2127	709
	Indiana	2028	676
	Purdue	1944	648
	Illinois	1881	627


BIG TEN CONFERENCE

40,269

LIVES SAVED

13,423

DONORS



Big Life. Big Stage. Big Ten.

Since its inception in 1896, the pursuit and attainment of academic excellence has been a priority for every Big Ten member institution. But maintaining the conference's standard of competing at the highest level in athletics also endures as an important component of the Big Ten experience. Striking that balance between academics and athletics is integral to the Big Ten's identity. Recognized as one of intercollegiate sports' most successful undertakings, the Big Ten strives for success from its students not only on the field and in the classroom, but around the world as well.

PREMIER ACADEMIC INSTITUTIONS

The Big Ten Academic Alliance is an academic consortium of all 18 Big Ten universities, which is widely considered to be the model for effective and voluntary collaboration among top research universities.

Every Big Ten Academic Alliance institution ranks among the top 90 universities in the nation according to the 2024 Academic Ranking of World Universities, including 10 in the top 40.

The Big Ten leads all conferences with more than 1,900 Academic All-Americans, including 80 honorees during the 2023-24 academic year.

Big Ten Academic Alliance schools annually conduct \$17 billion in funded research.

A HISTORY OF ATHLETIC SUCCESS

Big Ten schools have won at least five national championships in 26 of the last 30 years, averaging nearly seven per year during that span.

Since the 2005-06 academic year, current Big Ten institutions have claimed 119 team national championships in 26 different sports.

BROAD-BASED PROGRAMMING

Big Ten institutions support more than 11,000 participation opportunities on 350 teams in 42 different sports.

The Big Ten sponsors 28 official conference sports, 14 for men and 14 for women.

The Big Ten leads the nation in total students competing in intercollegiate athletics and participation opportunities, and sponsors more official sports than all conferences except the Ivy League.

Nearly 2,000 Big Ten competitors have participated in the Olympics, winning more than 600 medals, including more than 200 gold. The Big Ten Conference enjoyed its finest performance at a single Olympic Games during the 2024 Summer Olympics in Paris, France, as athletes with Big Ten ties set conference records by earning 98 total medals and 27 gold medals during the 17-day competition, surpassing the previous mark of 51 medals at the 2020 Summer Games in Tokyo, Japan. All 18 Big Ten member schools were represented at the 2024 Summer Games, competing for 64 nations in 17 sports.

PASSIONATE FOLLOWING

The Big Ten leads all conferences with 9.4 million alumni and nearly 823,000 students.

Big Ten men's and women's basketball combined for 4.3 million fans in their home arenas throughout the 2023-24 season and paced the nation in total attendance. Volleyball Day in Nebraska attracted 92,003 fans, the largest attendance in women's sports history. All seven of the Big Ten ice hockey teams also ranked in the top 15 nationally in average attendance.

In 2023-24, Big Ten women's basketball programs set ratings records on seven different networks – BTN, FOX, FS1, NBC, Peacock, ESPN and CBS.

LEADERS IN INNOVATION

Took part in the nation's first bowl game, winning the 1902 Rose Bowl Game, and signed an exclusive contract with the Tournament of Roses in 1946, making it the first bowl with permanent conference affiliations.

Awarded the first Big Ten Medal of Honor in 1915, honoring outstanding seniors who demonstrated excellence in academics and athletics.

Formed the Big Ten Advisory Commission in 1972, enlisting former students that competed in conference athletics to serve as liaisons to the NCAA's Diversity and Inclusion Department, the Big Ten Student-Athlete Advisory Commission and other organizations.

Became the first conference to voluntarily adopt male and female participation goals after launching its Gender Equity Action Plan in 1992.

Launched the Big Ten Network (BTN) in 2007, the first national conference-owned television network.

Began partnering with the Ivy League to study the effects of head injuries in sports in 2012.

Twenty years after adding instant replay in 2004, announced a state-of-the-art replay center, featuring 18 dedicated replay bays and six dedicated medical observation stations.

Championed new legislation for football permitting coach-to-player helmet communication and the use of sideline video by student-athletes, and coaches, both of which were introduced in the fall of 2024.

EXTENSIVE TELEVISION EXPOSURE

Through the Big Ten's current media agreements with BTN, NBC, Peacock, CBS and FOX, more than 2,000 Big Ten events are produced and distributed nationally and globally on an annual basis.

BTN reaches nearly 50 million homes and is also available via the Fox Sports App, delivering live and on-demand programming to computers, smartphones and tablets. B1G+ streams more than 2,000 additional events each season.

COMMUNITY & IMPACT

The Big Ten Conference is dedicated to making a lasting impact on the communities where its major events are held. In recent years, the conference has hosted sports clinics, renovated recreation centers and given elementary-aged children the chance to experience major Big Ten events.

Around the Big Ten Football Championship Game and Basketball Tournaments, the conference focuses on creating meaningful improvements, aiming to leave each location better than it was found.

Moving forward, the Big Ten will continue to collaborate with the College Football Playoff Foundation, local sports organizations and school district foundations to enhance spaces for teachers and children and provide educational opportunities for youth.

2024 COMPOSITE FOOTBALL SCHEDULE

<i>DATE/MATCHUP</i>	<i>TIME</i>	<i>BROADCAST</i>	<i>DATE/MATCHUP</i>	<i>TIME</i>	<i>BROADCAST</i>
<u>THURSDAY, AUG. 29</u>			<u>SATURDAY, SEPT. 21</u>		
Howard at Rutgers	6 p.m.	Big Ten Network	Iowa at Minnesota	7:30 p.m.	NBC
North Carolina at Minnesota	8 p.m.	FOX	Michigan State at Boston College	8 p.m.	ACC Network
Eastern Illinois at Illinois	9 p.m.	Big Ten Network	Purdue at Oregon State	8:30 p.m.	The CW
<u>FRIDAY, AUG. 30</u>			<u>FRIDAY, SEPT. 27</u>		
Florida Atlantic at Michigan State	7 p.m.	Big Ten Network	Washington at Rutgers	8 p.m.	FOX
Western Michigan at Wisconsin	9 p.m.	FS1			
<u>SATURDAY, AUG. 31</u>			<u>SATURDAY, SEPT. 28</u>		
Penn State at West Virginia	12 p.m.	FOX	Maryland at Indiana	12 p.m.	Big Ten Network
Indiana State at Purdue	12 p.m.	Big Ten Network	Minnesota at Michigan	12 p.m.	FOX
Illinois State at Iowa	12 p.m.	Big Ten Network	Nebraska at Purdue (HC)	12 p.m.	Peacock
UConn at Maryland	12 p.m.	FS1	Wisconsin at USC	3:30 p.m.	CBS
Florida International at Indiana	3:30 p.m.	Big Ten Network	Ohio State at Michigan State	7 p.m.	Peacock
Akron at Ohio State	3:30 p.m.	CBS	Illinois at Penn State (HC)	7:30 p.m.	NBC
Miami (OH) at Northwestern	3:30 p.m.	Big Ten Network	Oregon at UCLA	11 p.m.	FOX
UTEP at Nebraska	3:30 p.m.	FOX			
Idaho at Oregon	7:30 p.m.	Big Ten Network	<u>FRIDAY, OCT. 4</u>		
Fresno State at Michigan	7:30 p.m.	NBC	Michigan State at Oregon	9 p.m.	FOX
UCLA at Hawaii	7:30 p.m.	CBS			
Weber State at Washington	11 p.m.	Big Ten Network	<u>SATURDAY, OCT. 5</u>		
			UCLA at Penn State	12 p.m.	FOX
			Purdue at Wisconsin	12 p.m.	Big Ten Network
			Indiana at Northwestern	3:30 p.m.	Big Ten Network
			Iowa at Ohio State	3:30 p.m.	CBS
			Rutgers at Nebraska	4 p.m.	FS1
			USC at Minnesota	7:30 p.m.	Big Ten Network
			Michigan at Washington	7:30 p.m.	NBC
			<u>FRIDAY, OCT. 11</u>		
			Maryland at Northwestern	8 p.m.	FOX or FS1
			<u>SATURDAY, OCT. 12</u>		
			Washington at Iowa	12 p.m.	FOX
			Wisconsin at Rutgers	12 p.m.	Big Ten Network
			Purdue at Illinois	3:30 p.m.	FS1
			Penn State at USC	3:30 p.m.	CBS
			Ohio State at Oregon	7:30 p.m.	NBC
			Minnesota at UCLA	9 p.m.	Big Ten Network
			<u>FRIDAY, OCT. 18</u>		
			Oregon at Purdue	8 p.m.	FOX
			<u>SATURDAY, OCT. 19</u>		
			Nebraska at Indiana (HC)	12 p.m.	FOX
			Wisconsin at Northwestern	12 p.m.	Big Ten Network
			UCLA at Rutgers (HC)	12 p.m.	FS1
			Michigan at Illinois	3:30 p.m.	CBS
			USC at Maryland (HC)	4 p.m.	FS1
			Iowa at Michigan State (HC)	7:30 p.m.	NBC
			<u>FRIDAY, OCT. 25</u>		
			Rutgers at USC	11 p.m.	FOX
			<u>SATURDAY, OCT. 26</u>		
			Washington at Indiana	12 p.m.	Big Ten Network
			Nebraska at Ohio State (HC)	12 p.m.	FOX
			Northwestern at Iowa (HC)	3:30 p.m.	Big Ten Network
			Maryland at Minnesota (HC)	3:30 p.m.	FS1
			Illinois at Oregon (HC)	3:30 p.m.	CBS
			Michigan State at Michigan	7:30 p.m.	Big Ten Network
			Penn State at Wisconsin (HC)	7:30 p.m.	NBC
			<u>SATURDAY, SEPT. 21</u>		
Charlotte at Indiana	12 p.m.	Big Ten Network	Minnesota at Illinois	12 p.m.	FS1
Villanova at Maryland	12 p.m.	Big Ten Network	Ohio State at Penn State	12 p.m.	FOX
Marshall at Ohio State	12 p.m.	FOX	Northwestern at Purdue	12 p.m.	Big Ten Network
USC at Michigan	3:30 p.m.	CBS	Oregon at Michigan	3:30 p.m.	CBS
Kent State at Penn State	3:30 p.m.	Big Ten Network	Indiana at Michigan State	3:30 p.m.	Peacock
Rutgers at Virginia Tech	3:30 p.m.	ACC Network	UCLA at Nebraska	3:30 p.m.	Big Ten Network
UCLA at LSU	3:30 p.m.	ABC	Wisconsin at Iowa	7:30 p.m.	NBC
Northwestern at Washington	7 p.m.	FS1	USC at Washington (HC)	7:30 p.m.	Big Ten Network

BIG LIFE. BIG STAGE. BIG TEN.

Through the Big Ten's new media agreements with BTN, CBS, FOX and NBC/Peacock, more than 2,000 Big Ten events are produced and distributed nationally and globally on an annual basis.

2024 COMPOSITE FOOTBALL SCHEDULE (cont.)

FRIDAY, NOV. 8

Iowa at UCLA 9 p.m. FOX

SATURDAY, NOV. 9

Purdue at Ohio State 12 p.m. FOX
 Minnesota at Rutgers 12 p.m. NBC
 Michigan at Indiana 3:30 p.m. CBS
 Maryland at Oregon 7 p.m. Big Ten Network
 Washington at Penn State 8 p.m. Peacock

FRIDAY, NOV. 15

UCLA at Washington 9 p.m. FOX

SATURDAY, NOV. 16

Ohio State at Northwestern (HC) [3] 12 p.m. Big Ten Network
 Michigan State at Illinois 2:30 p.m. FS1
 Penn State at Purdue 3:30 p.m. CBS
 Nebraska at USC (HC) 4 p.m. FOX
 Rutgers at Maryland 6 p.m. FS1
 Oregon at Wisconsin 7:30 p.m. NBC

FRIDAY, NOV. 22

Purdue at Michigan State 8 p.m. FOX

SATURDAY, NOV. 23

Iowa at Maryland 12 p.m. Big Ten Network
 Indiana at Ohio State 12 p.m. FOX
 Illinois at Rutgers 12 p.m. Peacock
 Northwestern at Michigan 3:30 p.m. FS1
 Penn State at Minnesota 3:30 p.m. CBS
 Wisconsin at Nebraska 3:30 p.m. Big Ten Network
 USC at UCLA 10:30 p.m. NBC

FRIDAY, NOV. 29

Minnesota at Wisconsin 12 p.m. CBS
 Nebraska at Iowa 7:30 p.m. NBC

SATURDAY, NOV. 30

Michigan at Ohio State 12 p.m. FOX
 Purdue at Indiana
 Rutgers at Michigan State
 Illinois at Northwestern
 Washington at Oregon
 Maryland at Penn State
 Notre Dame at USC
 Fresno State at UCLA

SATURDAY, DEC. 7

Big Ten Football Championship Game [4] 8 p.m. CBS

[1] Allegiate Stadium (Las Vegas, Nev.)

[2] Lumen Field (Seattle, Wash.)

[3] Wrigley Field (Chicago, Ill.)

[4] Lucas Oil Stadium (Indianapolis, Ind.)

Dates subject to change... All times Eastern

BIG TEN FOOTBALL MEDIA CONTACTS

Illinois

Brett Moore btmoore3@illinois.edu

Indiana

Jeff Keag jkeag@iu.edu
 Greg Campbell campbeg@iu.edu

Iowa

Matt Weitzel matthew-weitzel@uiowa.edu
 James Allan james-allan@uiowa.edu

Maryland

Dustin Semonavick dustin@umd.edu
 Alyssa Muir amuir@umd.edu

Michigan

David Ablauf dablauf@umich.edu
 Chad Shepard shepchad@umich.edu

Michigan State

Ben Phlegar phlegarb@ath.msu.edu

Minnesota

Paul Rovnak psrovnak@umn.edu
 Karl Anderson kganders@umn.edu

Nebraska

Keith Mann kmann@huskers.com

Northwestern

Zach Wingrove zachary.wingrove@northwestern.edu

Ohio State

Jerry Emig emig.2@osu.edu
 Mike Basford basford.16@osu.edu

Oregon

Nate Krueger nkrueger@uoregon.edu
 Todd Miles miles@uoregon.edu

Penn State

Greg Kincaid grk5016@psu.edu

Purdue

Adam Kuffner kuffner@purdue.edu
 Patrick Crawford pcrawf@purdue.edu

Rutgers

Jimmy Gill jgill@scarletknights.com

UCLA

Andrew Sinatra asinatra@athletics.ucla.edu

USC

Katie Ryan katierya@usc.edu

Washington

Jeff Bechtold bechtold@uw.edu
 Hailee Roe hroe2@uw.edu

Wisconsin

Patrick Herb PAH@athletics.wisc.edu
 Nate Jelinek NJJ@athletics.wisc.edu

BIG



BIG LIFE. BIG STAGE. BIG TEN.

Big Ten institutions support more than 11,000 participation opportunities on 350 teams in 42 different sports.



2024-25 Big Ten Football
Standings
All games

Team	Overall	Pct.	Conference	Pct.	PF	PA	Home	Away	Neut.	Streak
Indiana	10-0	1.000	7-0	1.000	439	138	7-0	3-0	0-0	W 10
Oregon	10-0	1.000	7-0	1.000	357	160	6-0	4-0	0-0	W 10
Penn St.	8-1	.889	5-1	.833	281	126	5-1	3-0	0-0	W 1
Ohio St.	8-1	.889	5-1	.833	347	96	6-0	2-1	0-0	W 3
Minnesota	6-4	.600	4-3	.571	267	177	4-2	2-2	0-0	L 1
Iowa	6-4	.600	4-3	.571	294	182	5-1	1-3	0-0	L 1
Illinois	6-3	.667	3-3	.500	233	190	5-1	1-2	0-0	L 2
Wisconsin	5-4	.556	3-3	.500	226	193	3-2	2-2	0-0	L 2
Washington	5-5	.500	3-4	.429	218	206	5-0	0-4	0-1	L 1
Michigan	5-5	.500	3-4	.429	204	230	5-2	0-3	0-0	L 2
UCLA	4-5	.444	3-4	.429	169	240	1-3	3-2	0-0	W 3
Nebraska	5-4	.556	2-4	.333	212	172	4-2	1-2	0-0	L 3
Rutgers	5-4	.556	2-4	.333	232	217	4-2	1-2	0-0	W 1
Michigan St.	4-5	.444	2-4	.333	178	217	3-2	1-3	0-0	L 2
Northwestern	4-5	.444	2-4	.333	173	197	2-3	2-2	0-0	W 1
Southern California	4-5	.444	2-5	.286	275	200	3-1	0-4	1-0	L 1
Maryland	4-5	.444	1-5	.167	247	261	3-2	1-3	0-0	L 2
Purdue	1-8	.111	0-6	.000	162	340	1-4	0-4	0-0	L 8



2024-25 Big Ten Football
Team Highs
All games

POINTS	77	Indiana vs Western Ill. (09/06/2024)
POINTS SCORED KICKING	20	Michigan St. vs Iowa (10/19/2024)
TOUCHDOWNS	11	Indiana vs Western Ill. (09/06/2024)
TOTAL OFFENSE YARDS	718	Penn St. vs Kent St. (09/21/2024)
TOTAL OFFENSE PLAYS	89	Rutgers at Southern California (10/25/2024)
TOTAL OFFENSE YARDS/PLAY	10.3	Indiana vs Western Ill. (09/06/2024)
RUSHING YARDS	329	Iowa vs Wisconsin (11/02/2024)
	329	Rutgers vs Howard (08/29/2024)
RUSHING ATTEMPTS	54	Iowa vs Wisconsin (11/02/2024)
YARDS PER RUSH	9.0	Ohio St. vs Marshall (09/21/2024)
RUSHING TDS	7	Indiana vs Western Ill. (09/06/2024)
LONGEST RUSH	86	Ohio St. vs Marshall (09/21/2024)
PASSING YARDS	410	Ohio St. vs Western Mich. (09/07/2024)
PASSING ATTEMPTS	52	Maryland vs Northwestern (10/11/2024)
	52	Southern California at Michigan (09/21/2024)
PASSING TDS	5	Penn St. vs Kent St. (09/21/2024)
LONGEST PASS	77	Michigan St. at Maryland (09/07/2024)
PASSES COMPLETED	41	Oregon vs Idaho (08/31/2024)
HAD INTERCEPTED	3	Southern California at Washington (11/02/2024)
	3	Nebraska at Indiana (10/19/2024)
	3	UCLA vs Minnesota (10/12/2024)
	3	Penn St. at Southern California (10/12/2024)
	3	Michigan St. at Boston College (09/21/2024)
	3	Michigan vs Arkansas St. (09/14/2024)
PASS COMPLETION PCT	90.5	Indiana vs Western Ill. (09/06/2024)
PASSING YARDS/ATTEMPT	18.0	Indiana vs Western Ill. (09/06/2024)
YARDS PER CATCH	20.6	Iowa at UCLA (11/08/2024)
FIELD GOAL ATTEMPTS	7	Michigan St. vs Iowa (10/19/2024)
FIELD GOALS MADE	6	Michigan St. vs Iowa (10/19/2024)
LONGEST FIELD GOAL	59	Illinois vs Central Mich. (09/14/2024)



2024-25 Big Ten Football
Team Highs
All games

FIELD GOAL PCT		
	100.0	Oregon vs Maryland (11/09/2024)
	100.0	Maryland at Oregon (11/09/2024)
	100.0	Michigan at Indiana (11/09/2024)
	100.0	Indiana vs Michigan (11/09/2024)
	100.0	Minnesota at Rutgers (11/09/2024)
	100.0	Rutgers vs Minnesota (11/09/2024)
	100.0	Ohio St. vs Purdue (11/09/2024)
	100.0	Iowa at UCLA (11/08/2024)
	100.0	Wisconsin at Iowa (11/02/2024)
	100.0	Washington vs Southern California (11/02/2024)
	100.0	Michigan vs Oregon (11/02/2024)
	100.0	Oregon at Michigan (11/02/2024)
	100.0	Indiana at Michigan St. (11/02/2024)
	100.0	Michigan St. vs Indiana (11/02/2024)
	100.0	UCLA at Nebraska (11/02/2024)
	100.0	Northwestern at Purdue (11/02/2024)
	100.0	Purdue vs Northwestern (11/02/2024)
	100.0	Ohio St. at Penn St. (11/02/2024)
	100.0	Penn St. vs Ohio St. (11/02/2024)
	100.0	Minnesota at Illinois (11/02/2024)
	100.0	Michigan vs Michigan St. (10/26/2024)
	100.0	Wisconsin vs Penn St. (10/26/2024)
	100.0	Maryland at Minnesota (10/26/2024)
	100.0	Iowa vs Northwestern (10/26/2024)
	100.0	Minnesota vs Maryland (10/26/2024)
	100.0	Illinois at Oregon (10/26/2024)
	100.0	Oregon vs Illinois (10/26/2024)
	100.0	Washington at Indiana (10/26/2024)
	100.0	Indiana vs Washington (10/26/2024)
	100.0	Nebraska at Ohio St. (10/26/2024)
	100.0	Rutgers at Southern California (10/25/2024)
	100.0	Rutgers vs UCLA (10/19/2024)
	100.0	UCLA vs Minnesota (10/12/2024)
	100.0	Ohio St. at Oregon (10/12/2024)
	100.0	Purdue at Illinois (10/12/2024)
	100.0	Illinois vs Purdue (10/12/2024)
	100.0	Penn St. at Southern California (10/12/2024)
	100.0	Iowa vs Washington (10/12/2024)
	100.0	Northwestern at Maryland (10/11/2024)
	100.0	Minnesota vs Southern California (10/05/2024)
	100.0	Michigan at Washington (10/05/2024)
	100.0	Indiana at Northwestern (10/05/2024)
	100.0	Northwestern vs Indiana (10/05/2024)
	100.0	UCLA at Penn St. (10/05/2024)
	100.0	Penn St. vs UCLA (10/05/2024)
	100.0	Purdue at Wisconsin (10/05/2024)
	100.0	Wisconsin vs Purdue (10/05/2024)
	100.0	Oregon vs Michigan St. (10/04/2024)
	100.0	Michigan St. at Oregon (10/04/2024)
	100.0	Oregon at UCLA (09/28/2024)
	100.0	UCLA vs Oregon (09/28/2024)
	100.0	Ohio St. at Michigan St. (09/28/2024)
	100.0	Southern California vs Wisconsin (09/28/2024)
	100.0	Michigan vs Minnesota (09/28/2024)
	100.0	Michigan St. at Boston College (09/21/2024)
	100.0	Iowa at Minnesota (09/21/2024)



**2024-25 Big Ten Football
Team Highs
All games**

PAT KICKS ATTEMPTED	11	Indiana vs Western Ill. (09/06/2024)
PAT KICKS MADE	11	Indiana vs Western Ill. (09/06/2024)



**2024-25 Big Ten Football
Team Highs
All games**

PAT KICKS PCT	
100.0	Penn St. vs Washington (11/09/2024)
100.0	Oregon vs Maryland (11/09/2024)
100.0	Maryland at Oregon (11/09/2024)
100.0	Indiana vs Michigan (11/09/2024)
100.0	Rutgers vs Minnesota (11/09/2024)
100.0	Ohio St. vs Purdue (11/09/2024)
100.0	Iowa at UCLA (11/08/2024)
100.0	UCLA vs Iowa (11/08/2024)
100.0	Wisconsin at Iowa (11/02/2024)
100.0	Iowa vs Wisconsin (11/02/2024)
100.0	Washington vs Southern California (11/02/2024)
100.0	Southern California at Washington (11/02/2024)
100.0	Michigan vs Oregon (11/02/2024)
100.0	Oregon at Michigan (11/02/2024)
100.0	Indiana at Michigan St. (11/02/2024)
100.0	Michigan St. vs Indiana (11/02/2024)
100.0	UCLA at Nebraska (11/02/2024)
100.0	Northwestern at Purdue (11/02/2024)
100.0	Purdue vs Northwestern (11/02/2024)
100.0	Ohio St. at Penn St. (11/02/2024)
100.0	Penn St. vs Ohio St. (11/02/2024)
100.0	Illinois vs Minnesota (11/02/2024)
100.0	Minnesota at Illinois (11/02/2024)
100.0	Michigan vs Michigan St. (10/26/2024)
100.0	Michigan St. at Michigan (10/26/2024)
100.0	Wisconsin vs Penn St. (10/26/2024)
100.0	Penn St. at Wisconsin (10/26/2024)
100.0	Northwestern at Iowa (10/26/2024)
100.0	Maryland at Minnesota (10/26/2024)
100.0	Iowa vs Northwestern (10/26/2024)
100.0	Minnesota vs Maryland (10/26/2024)
100.0	Oregon vs Illinois (10/26/2024)
100.0	Washington at Indiana (10/26/2024)
100.0	Indiana vs Washington (10/26/2024)
100.0	Ohio St. vs Nebraska (10/26/2024)
100.0	Southern California vs Rutgers (10/25/2024)
100.0	Iowa at Michigan St. (10/19/2024)
100.0	Michigan St. vs Iowa (10/19/2024)
100.0	Maryland vs Southern California (10/19/2024)
100.0	Southern California at Maryland (10/19/2024)
100.0	Michigan at Illinois (10/19/2024)
100.0	Illinois vs Michigan (10/19/2024)
100.0	Rutgers vs UCLA (10/19/2024)
100.0	UCLA at Rutgers (10/19/2024)
100.0	Indiana vs Nebraska (10/19/2024)
100.0	Nebraska at Indiana (10/19/2024)
100.0	Wisconsin at Northwestern (10/19/2024)
100.0	Oregon at Purdue (10/18/2024)
100.0	UCLA vs Minnesota (10/12/2024)
100.0	Minnesota at UCLA (10/12/2024)
100.0	Ohio St. at Oregon (10/12/2024)
100.0	Oregon vs Ohio St. (10/12/2024)
100.0	Purdue at Illinois (10/12/2024)
100.0	Illinois vs Purdue (10/12/2024)
100.0	Penn St. at Southern California (10/12/2024)
100.0	Southern California vs Penn St. (10/12/2024)



**2024-25 Big Ten Football
Team Highs
All games**

2 POINTS PATS MADE	2	Purdue at Illinois (10/12/2024)
PUNTS	10	Purdue vs Notre Dame (09/14/2024)
LONGEST PUNT	74	Wisconsin at Southern California (09/28/2024)
YARDS PUNTED	428	Purdue vs Notre Dame (09/14/2024)
PUNTING AVG	57.0	Iowa vs Washington (10/12/2024)
PUNT RETURNS	6	Iowa vs Illinois St. (08/31/2024)
PUNT RETURN YARDS	111	Iowa vs Northwestern (10/26/2024)
PUNT RETURN AVG	54.5	Oregon vs Boise St. (09/07/2024)
LONGEST PUNT RETURN	85	Iowa vs Northwestern (10/26/2024)
	85	Oregon vs Boise St. (09/07/2024)
KICK RETURN	6	Southern California at Washington (11/02/2024)
	6	Iowa at Michigan St. (10/19/2024)
	6	Nebraska at Indiana (10/19/2024)
KICK RETURN YARDS	161	Northwestern at Washington (09/21/2024)
KICK RETURN AVERAGE	60.0	Oregon vs Boise St. (09/07/2024)
LONGEST KICK RETURN	100	Oregon vs Boise St. (09/07/2024)
KICK RETURN TDS	1	Oregon vs Boise St. (09/07/2024)
INTERCEPTIONS	3	Washington vs Southern California (11/02/2024)
	3	Indiana vs Nebraska (10/19/2024)
	3	Minnesota at UCLA (10/12/2024)
	3	Southern California vs Penn St. (10/12/2024)
	3	Minnesota vs Nevada (09/14/2024)
	3	Illinois vs Kansas (09/07/2024)
	3	Minnesota vs Rhode Island (09/07/2024)
INTERCEPTION RETURN YARDS	100	Michigan St. vs Prairie View (09/14/2024)
INTERCEPTION RETURN AVERAGE	100.0	Michigan St. vs Prairie View (09/14/2024)
LONGEST INTERCEPTION RETURN	100	Michigan St. vs Prairie View (09/14/2024)
INTERCEPTION RETURN TDS	1	UCLA at Nebraska (11/02/2024)
	1	Penn St. vs Ohio St. (11/02/2024)
	1	Penn St. at Wisconsin (10/26/2024)
	1	Northwestern at Iowa (10/26/2024)
	1	Minnesota vs Maryland (10/26/2024)
	1	Indiana vs Washington (10/26/2024)
	1	UCLA vs Oregon (09/28/2024)
	1	Southern California vs Wisconsin (09/28/2024)
	1	Nebraska at Purdue (09/28/2024)
	1	Michigan vs Southern California (09/21/2024)
	1	Michigan St. vs Prairie View (09/14/2024)
	1	Iowa vs Troy (09/14/2024)
	1	Nebraska vs Colorado (09/07/2024)
	1	Illinois vs Kansas (09/07/2024)
	1	Minnesota vs Rhode Island (09/07/2024)
	1	Indiana vs Western Ill. (09/06/2024)
	1	Michigan vs Fresno St. (08/31/2024)
	1	Ohio St. vs Akron (08/31/2024)
	1	Rutgers vs Howard (08/29/2024)
FUMBLES LOST	3	Maryland vs Northwestern (10/11/2024)
FUMBLES RECOVERED	3	Northwestern at Maryland (10/11/2024)
SACKED BY OPP	7	Michigan St. vs Indiana (11/02/2024)
	7	Illinois at Penn St. (09/28/2024)
QB SACKS	6	Purdue vs Oregon (10/18/2024)
	6	Illinois at Nebraska (09/20/2024)
TURNOVERS COMMITTED	5	Nebraska at Indiana (10/19/2024)
TURNOVERS CAUSED	5	Indiana vs Nebraska (10/19/2024)



2024-25 Big Ten Football
Team Highs
All games

KICKS BLOCKED	2	Michigan St. vs Indiana (11/02/2024)
	2	Nebraska vs Rutgers (10/05/2024)
	2	Nebraska at Purdue (09/28/2024)
	2	Washington vs Eastern Mich. (09/07/2024)
FIRST DOWNS	19	Penn St. vs Kent St. (09/21/2024)
1ST DOWN RUSHING	21	Rutgers vs Howard (08/29/2024)
1ST DOWN PASSING	24	Oregon vs Idaho (08/31/2024)
1ST DOWN BY PENALTY	8	Nebraska at Purdue (09/28/2024)
PENALTIES	16	Washington vs Washington St. (N) (09/14/2024)
PENALTIES YARDS	165	Purdue vs Nebraska (09/28/2024)



**2024-25 Big Ten Football
Opponent Highs
All games**

POINTS	66	Purdue vs Notre Dame (09/14/2024)
POINTS SCORED KICKING	20	Iowa at Michigan St. (10/19/2024)
TOUCHDOWNS	9	Purdue vs Notre Dame (09/14/2024)
TOTAL OFFENSE YARDS	589	Purdue at Wisconsin (10/05/2024)
TOTAL OFFENSE PLAYS	89	Southern California vs Rutgers (10/25/2024)
TOTAL OFFENSE YARDS/PLAY	9.2	Illinois vs Purdue (10/12/2024)
RUSHING YARDS	362	Purdue vs Notre Dame (09/14/2024)
RUSHING ATTEMPTS	57	Purdue at Oregon St. (09/21/2024)
YARDS PER RUSH	8.2	Purdue vs Notre Dame (09/14/2024)
RUSHING TDS	6	Purdue vs Notre Dame (09/14/2024)
LONGEST RUSH	78	Washington at Penn St. (11/09/2024)
PASSING YARDS	400	Southern California vs Penn St. (10/12/2024)
PASSING ATTEMPTS	52	Northwestern at Maryland (10/11/2024)
	52	Michigan vs Southern California (09/21/2024)
PASSING TDS	4	Michigan St. vs Indiana (11/02/2024)
	4	Maryland at Minnesota (10/26/2024)
	4	Rutgers vs UCLA (10/19/2024)
	4	Iowa at Ohio St. (10/05/2024)
	4	Nebraska vs Illinois (09/20/2024)
	4	UCLA vs Indiana (09/14/2024)
LONGEST PASS	77	Maryland vs Michigan St. (09/07/2024)
PASSES COMPLETED	39	Southern California at Maryland (10/19/2024)
HAD INTERCEPTED	3	Washington vs Southern California (11/02/2024)
	3	Indiana vs Nebraska (10/19/2024)
	3	Minnesota at UCLA (10/12/2024)
	3	Southern California vs Penn St. (10/12/2024)
	3	Minnesota vs Nevada (09/14/2024)
	3	Illinois vs Kansas (09/07/2024)
	3	Minnesota vs Rhode Island (09/07/2024)
PASS COMPLETION PCT	84.2	Rutgers vs UCLA (10/19/2024)
PASSING YARDS/ATTEMPT	13.8	Nebraska at Ohio St. (10/26/2024)
YARDS PER CATCH	20.6	UCLA vs Iowa (11/08/2024)
FIELD GOAL ATTEMPTS	7	Iowa at Michigan St. (10/19/2024)
FIELD GOALS MADE	6	Iowa at Michigan St. (10/19/2024)
LONGEST FIELD GOAL	57	Iowa at UCLA (11/08/2024)
	57	Washington vs Eastern Mich. (09/07/2024)



2024-25 Big Ten Football
Opponent Highs
All games

FIELD GOAL PCT	
100.0	Maryland at Oregon (11/09/2024)
100.0	Oregon vs Maryland (11/09/2024)
100.0	Indiana vs Michigan (11/09/2024)
100.0	Michigan at Indiana (11/09/2024)
100.0	Rutgers vs Minnesota (11/09/2024)
100.0	Minnesota at Rutgers (11/09/2024)
100.0	Purdue at Ohio St. (11/09/2024)
100.0	UCLA vs Iowa (11/08/2024)
100.0	Iowa vs Wisconsin (11/02/2024)
100.0	Southern California at Washington (11/02/2024)
100.0	Oregon at Michigan (11/02/2024)
100.0	Michigan vs Oregon (11/02/2024)
100.0	Michigan St. vs Indiana (11/02/2024)
100.0	Indiana at Michigan St. (11/02/2024)
100.0	Nebraska vs UCLA (11/02/2024)
100.0	Purdue vs Northwestern (11/02/2024)
100.0	Northwestern at Purdue (11/02/2024)
100.0	Penn St. vs Ohio St. (11/02/2024)
100.0	Ohio St. at Penn St. (11/02/2024)
100.0	Illinois vs Minnesota (11/02/2024)
100.0	Michigan St. at Michigan (10/26/2024)
100.0	Penn St. at Wisconsin (10/26/2024)
100.0	Minnesota vs Maryland (10/26/2024)
100.0	Northwestern at Iowa (10/26/2024)
100.0	Maryland at Minnesota (10/26/2024)
100.0	Oregon vs Illinois (10/26/2024)
100.0	Illinois at Oregon (10/26/2024)
100.0	Indiana vs Washington (10/26/2024)
100.0	Washington at Indiana (10/26/2024)
100.0	Ohio St. vs Nebraska (10/26/2024)
100.0	Southern California vs Rutgers (10/25/2024)
100.0	UCLA at Rutgers (10/19/2024)
100.0	Minnesota at UCLA (10/12/2024)
100.0	Oregon vs Ohio St. (10/12/2024)
100.0	Illinois vs Purdue (10/12/2024)
100.0	Purdue at Illinois (10/12/2024)
100.0	Southern California vs Penn St. (10/12/2024)
100.0	Washington at Iowa (10/12/2024)
100.0	Maryland vs Northwestern (10/11/2024)
100.0	Southern California at Minnesota (10/05/2024)
100.0	Washington vs Michigan (10/05/2024)
100.0	Northwestern vs Indiana (10/05/2024)
100.0	Indiana at Northwestern (10/05/2024)
100.0	Penn St. vs UCLA (10/05/2024)
100.0	UCLA at Penn St. (10/05/2024)
100.0	Wisconsin vs Purdue (10/05/2024)
100.0	Purdue at Wisconsin (10/05/2024)
100.0	Michigan St. at Oregon (10/04/2024)
100.0	Oregon vs Michigan St. (10/04/2024)
100.0	UCLA vs Oregon (09/28/2024)
100.0	Oregon at UCLA (09/28/2024)
100.0	Michigan St. vs Ohio St. (09/28/2024)
100.0	Wisconsin at Southern California (09/28/2024)
100.0	Minnesota at Michigan (09/28/2024)
100.0	Michigan St. at Boston College (09/21/2024)
100.0	Minnesota vs Iowa (09/21/2024)



**2024-25 Big Ten Football
Opponent Highs
All games**

PAT KICKS ATTEMPTED	9	Purdue vs Notre Dame (09/14/2024)
PAT KICKS MADE	9	Purdue vs Notre Dame (09/14/2024)



2024-25 Big Ten Football
Opponent Highs
All games

PAT KICKS PCT		
	100.0	Washington at Penn St. (11/09/2024)
	100.0	Maryland at Oregon (11/09/2024)
	100.0	Oregon vs Maryland (11/09/2024)
	100.0	Michigan at Indiana (11/09/2024)
	100.0	Minnesota at Rutgers (11/09/2024)
	100.0	Purdue at Ohio St. (11/09/2024)
	100.0	UCLA vs Iowa (11/08/2024)
	100.0	Iowa at UCLA (11/08/2024)
	100.0	Iowa vs Wisconsin (11/02/2024)
	100.0	Wisconsin at Iowa (11/02/2024)
	100.0	Southern California at Washington (11/02/2024)
	100.0	Washington vs Southern California (11/02/2024)
	100.0	Oregon at Michigan (11/02/2024)
	100.0	Michigan vs Oregon (11/02/2024)
	100.0	Michigan St. vs Indiana (11/02/2024)
	100.0	Indiana at Michigan St. (11/02/2024)
	100.0	Nebraska vs UCLA (11/02/2024)
	100.0	Purdue vs Northwestern (11/02/2024)
	100.0	Northwestern at Purdue (11/02/2024)
	100.0	Penn St. vs Ohio St. (11/02/2024)
	100.0	Ohio St. at Penn St. (11/02/2024)
	100.0	Minnesota at Illinois (11/02/2024)
	100.0	Illinois vs Minnesota (11/02/2024)
	100.0	Michigan St. at Michigan (10/26/2024)
	100.0	Michigan vs Michigan St. (10/26/2024)
	100.0	Penn St. at Wisconsin (10/26/2024)
	100.0	Wisconsin vs Penn St. (10/26/2024)
	100.0	Iowa vs Northwestern (10/26/2024)
	100.0	Minnesota vs Maryland (10/26/2024)
	100.0	Northwestern at Iowa (10/26/2024)
	100.0	Maryland at Minnesota (10/26/2024)
	100.0	Illinois at Oregon (10/26/2024)
	100.0	Indiana vs Washington (10/26/2024)
	100.0	Washington at Indiana (10/26/2024)
	100.0	Nebraska at Ohio St. (10/26/2024)
	100.0	Rutgers at Southern California (10/25/2024)
	100.0	Michigan St. vs Iowa (10/19/2024)
	100.0	Iowa at Michigan St. (10/19/2024)
	100.0	Southern California at Maryland (10/19/2024)
	100.0	Maryland vs Southern California (10/19/2024)
	100.0	Illinois vs Michigan (10/19/2024)
	100.0	Michigan at Illinois (10/19/2024)
	100.0	UCLA at Rutgers (10/19/2024)
	100.0	Rutgers vs UCLA (10/19/2024)
	100.0	Nebraska at Indiana (10/19/2024)
	100.0	Indiana vs Nebraska (10/19/2024)
	100.0	Northwestern vs Wisconsin (10/19/2024)
	100.0	Purdue vs Oregon (10/18/2024)
	100.0	Minnesota at UCLA (10/12/2024)
	100.0	UCLA vs Minnesota (10/12/2024)
	100.0	Oregon vs Ohio St. (10/12/2024)
	100.0	Ohio St. at Oregon (10/12/2024)
	100.0	Illinois vs Purdue (10/12/2024)
	100.0	Purdue at Illinois (10/12/2024)
	100.0	Southern California vs Penn St. (10/12/2024)
	100.0	Penn St. at Southern California (10/12/2024)



2024-25 Big Ten Football
Opponent Highs
All games

2 POINTS PATS MADE	2	Illinois vs Purdue (10/12/2024)
	2	Rutgers at Virginia Tech (09/21/2024)
PUNTS	11	Ohio St. vs Western Mich. (09/07/2024)
LONGEST PUNT	74	Southern California vs Wisconsin (09/28/2024)
YARDS PUNTED	447	Ohio St. vs Western Mich. (09/07/2024)
PUNTING AVG	57.0	Washington at Iowa (10/12/2024)
PUNT RETURNS	4	Michigan St. vs Indiana (11/02/2024)
	4	Northwestern at Iowa (10/26/2024)
	4	Maryland at Indiana (09/28/2024)
	4	Northwestern at Washington (09/21/2024)
	4	Purdue vs Notre Dame (09/14/2024)
	4	Nebraska vs Colorado (09/07/2024)
	4	Northwestern vs Duke (09/06/2024)
PUNT RETURN YARDS	111	Northwestern at Iowa (10/26/2024)
PUNT RETURN AVG	77.0	Iowa vs Troy (09/14/2024)
LONGEST PUNT RETURN	85	Northwestern at Iowa (10/26/2024)
KICK RETURN	6	Washington vs Southern California (11/02/2024)
	6	Michigan St. vs Iowa (10/19/2024)
	6	Indiana vs Nebraska (10/19/2024)
	6	Indiana vs Charlotte (09/21/2024)
KICK RETURN YARDS	161	Washington vs Northwestern (09/21/2024)
KICK RETURN AVERAGE	46.0	Southern California vs Wisconsin (09/28/2024)
LONGEST KICK RETURN	96	Washington vs Northwestern (09/21/2024)



2024-25 Big Ten Football
Opponent Highs
All games

KICK RETURN TDS	
	0 Washington at Penn St. (11/09/2024)
	0 Penn St. vs Washington (11/09/2024)
	0 Maryland at Oregon (11/09/2024)
	0 Oregon vs Maryland (11/09/2024)
	0 Indiana vs Michigan (11/09/2024)
	0 Michigan at Indiana (11/09/2024)
	0 Rutgers vs Minnesota (11/09/2024)
	0 Minnesota at Rutgers (11/09/2024)
	0 Ohio St. vs Purdue (11/09/2024)
	0 Purdue at Ohio St. (11/09/2024)
	0 UCLA vs Iowa (11/08/2024)
	0 Iowa at UCLA (11/08/2024)
	0 Iowa vs Wisconsin (11/02/2024)
	0 Wisconsin at Iowa (11/02/2024)
	0 Southern California at Washington (11/02/2024)
	0 Washington vs Southern California (11/02/2024)
	0 Oregon at Michigan (11/02/2024)
	0 Michigan vs Oregon (11/02/2024)
	0 Michigan St. vs Indiana (11/02/2024)
	0 Indiana at Michigan St. (11/02/2024)
	0 Nebraska vs UCLA (11/02/2024)
	0 UCLA at Nebraska (11/02/2024)
	0 Purdue vs Northwestern (11/02/2024)
	0 Northwestern at Purdue (11/02/2024)
	0 Penn St. vs Ohio St. (11/02/2024)
	0 Ohio St. at Penn St. (11/02/2024)
	0 Minnesota at Illinois (11/02/2024)
	0 Illinois vs Minnesota (11/02/2024)
	0 Michigan St. at Michigan (10/26/2024)
	0 Michigan vs Michigan St. (10/26/2024)
	0 Penn St. at Wisconsin (10/26/2024)
	0 Wisconsin vs Penn St. (10/26/2024)
	0 Iowa vs Northwestern (10/26/2024)
	0 Minnesota vs Maryland (10/26/2024)
	0 Northwestern at Iowa (10/26/2024)
	0 Maryland at Minnesota (10/26/2024)
	0 Oregon vs Illinois (10/26/2024)
	0 Illinois at Oregon (10/26/2024)
	0 Indiana vs Washington (10/26/2024)
	0 Washington at Indiana (10/26/2024)
	0 Nebraska at Ohio St. (10/26/2024)
	0 Ohio St. vs Nebraska (10/26/2024)
	0 Southern California vs Rutgers (10/25/2024)
	0 Rutgers at Southern California (10/25/2024)
	0 Michigan St. vs Iowa (10/19/2024)
	0 Iowa at Michigan St. (10/19/2024)
	0 Southern California at Maryland (10/19/2024)
	0 Maryland vs Southern California (10/19/2024)
	0 Illinois vs Michigan (10/19/2024)
	0 Michigan at Illinois (10/19/2024)
	0 UCLA at Rutgers (10/19/2024)
	0 Rutgers vs UCLA (10/19/2024)
	0 Nebraska at Indiana (10/19/2024)
	0 Indiana vs Nebraska (10/19/2024)
	0 Wisconsin at Northwestern (10/19/2024)
	0 Northwestern vs Wisconsin (10/19/2024)



**2024-25 Big Ten Football
Opponent Highs
All games**

INTERCEPTIONS	3	Southern California at Washington (11/02/2024)
	3	Nebraska at Indiana (10/19/2024)
	3	UCLA vs Minnesota (10/12/2024)
	3	Penn St. at Southern California (10/12/2024)
	3	Michigan St. at Boston College (09/21/2024)
	3	Michigan vs Arkansas St. (09/14/2024)
INTERCEPTION RETURN YARDS	96	Oregon at UCLA (09/28/2024)
INTERCEPTION RETURN AVERAGE	96.0	Oregon at UCLA (09/28/2024)
LONGEST INTERCEPTION RETURN	96	Oregon at UCLA (09/28/2024)
INTERCEPTION RETURN TDS	1	Nebraska vs UCLA (11/02/2024)
	1	Ohio St. at Penn St. (11/02/2024)
	1	Wisconsin vs Penn St. (10/26/2024)
	1	Iowa vs Northwestern (10/26/2024)
	1	Maryland at Minnesota (10/26/2024)
	1	Washington at Indiana (10/26/2024)
	1	Oregon at UCLA (09/28/2024)
	1	Wisconsin at Southern California (09/28/2024)
	1	Purdue vs Nebraska (09/28/2024)
	1	Purdue at Oregon St. (09/21/2024)
	1	Southern California at Michigan (09/21/2024)
	1	Purdue vs Notre Dame (09/14/2024)
FUMBLES LOST	3	Northwestern at Maryland (10/11/2024)
FUMBLES RECOVERED	3	Maryland vs Northwestern (10/11/2024)
SACKED BY OPP	7	Michigan St. vs Indiana (11/02/2024)
	7	Illinois at Penn St. (09/28/2024)
QB SACKS	7	Michigan St. vs Fla. Atlantic (08/30/2024)
TURNOVERS COMMITTED	5	Indiana vs Nebraska (10/19/2024)
TURNOVERS CAUSED	5	Indiana vs Nebraska (10/19/2024)
KICKS BLOCKED	2	Indiana at Michigan St. (11/02/2024)
	2	Rutgers at Nebraska (10/05/2024)
	2	Purdue vs Nebraska (09/28/2024)
FIRST DOWNS	15	Rutgers at Southern California (10/25/2024)
1ST DOWN RUSHING	20	Purdue at Oregon St. (09/21/2024)
1ST DOWN PASSING	21	Southern California vs Penn St. (10/12/2024)
1ST DOWN BY PENALTY	8	Purdue vs Nebraska (09/28/2024)
PENALTIES	14	UCLA vs Indiana (09/14/2024)
PENALTIES YARDS	165	Nebraska at Purdue (09/28/2024)



**2024-25 Big Ten Football
Team Lows
All games**

TOTAL OFFENSE YARDS	112	Northwestern at Washington (09/21/2024)
TOTAL OFFENSE YARDS/PLAY	2.1	Northwestern at Washington (09/21/2024)
RUSHING YARDS	-36	Michigan St. vs Indiana (11/02/2024)
RUSHING ATTEMPTS	19	Minnesota at Rutgers (11/09/2024)
YARDS PER RUSH	-1.1	Michigan St. vs Indiana (11/02/2024)
LONGEST RUSH	8	Michigan at Indiana (11/09/2024)
PASSING ATTEMPTS	10	Iowa vs Wisconsin (11/02/2024)
PASSING YARDS	32	Michigan vs Southern California (09/21/2024)
YARDS PER COMPLETION	4.6	Michigan vs Southern California (09/21/2024)
PASSES COMPLETED	7	Iowa vs Wisconsin (11/02/2024)
	7	Purdue at Oregon St. (09/21/2024)
	7	Michigan vs Southern California (09/21/2024)
PASS COMPLETION PCT	29.6	Northwestern at Washington (09/21/2024)
LONGEST PASS	10	Michigan vs Southern California (09/21/2024)
FIRST DOWNS	0	Michigan at Washington (10/05/2024)
1ST DOWN RUSHING	1	Purdue vs Northwestern (11/02/2024)
1ST DOWN PASSING	0	Michigan vs Southern California (09/21/2024)
1ST DOWN BY PENALTY	0	Ohio St. vs Purdue (11/09/2024)
	0	Michigan vs Oregon (11/02/2024)
	0	Michigan St. at Michigan (10/26/2024)
	0	Wisconsin vs Penn St. (10/26/2024)
	0	Oregon vs Illinois (10/26/2024)
	0	Washington at Indiana (10/26/2024)
	0	Northwestern vs Wisconsin (10/19/2024)
	0	Purdue vs Oregon (10/18/2024)
	0	Ohio St. at Oregon (10/12/2024)
	0	Illinois vs Purdue (10/12/2024)
	0	Southern California vs Penn St. (10/12/2024)
	0	Rutgers vs Wisconsin (10/12/2024)
	0	Northwestern at Maryland (10/11/2024)
	0	Ohio St. vs Iowa (10/05/2024)
	0	Iowa at Ohio St. (10/05/2024)
	0	Nebraska vs Rutgers (10/05/2024)
	0	Indiana at Northwestern (10/05/2024)
	0	UCLA at Penn St. (10/05/2024)
	0	Michigan St. vs Ohio St. (09/28/2024)
	0	Purdue vs Nebraska (09/28/2024)
	0	Michigan St. at Boston College (09/21/2024)
	0	Minnesota vs Iowa (09/21/2024)
	0	Southern California at Michigan (09/21/2024)
	0	Michigan vs Southern California (09/21/2024)
	0	Maryland vs Villanova (09/21/2024)
	0	Nebraska vs Illinois (09/20/2024)
	0	Maryland at Virginia (09/14/2024)
	0	Purdue vs Notre Dame (09/14/2024)
	0	Washington vs Washington St. (N) (09/14/2024)
	0	Michigan vs Arkansas St. (09/14/2024)
	0	Ohio St. vs Western Mich. (09/07/2024)
	0	Illinois vs Kansas (09/07/2024)
	0	Iowa vs Iowa St. (09/07/2024)
	0	Penn St. vs Bowling Green (09/07/2024)
	0	Michigan vs Texas (09/07/2024)
	0	Oregon vs Idaho (08/31/2024)
	0	Indiana vs FIU (08/31/2024)
	0	Penn St. at West Virginia (08/31/2024)
	0	Purdue vs Indiana St. (08/31/2024)



**2024-25 Big Ten Football
Team Lows
All games**

PENALTIES	0	Purdue at Ohio St. (11/09/2024)
	0	Michigan vs Michigan St. (10/26/2024)
	0	Iowa vs Troy (09/14/2024)
PENALTIES YARDS	0	Purdue at Ohio St. (11/09/2024)
	0	Michigan vs Michigan St. (10/26/2024)
	0	Iowa vs Troy (09/14/2024)



**2024-25 Big Ten Football
Opponent Lows
All games**

TOTAL OFFENSE YARDS	66	Penn St. vs Kent St. (09/21/2024)
TOTAL OFFENSE YARDS/PLAY	1.5	Penn St. vs Kent St. (09/21/2024)
RUSHING YARDS	-36	Indiana at Michigan St. (11/02/2024)
RUSHING ATTEMPTS	13	Minnesota vs Rhode Island (09/07/2024)
YARDS PER RUSH	-1.1	Indiana at Michigan St. (11/02/2024)
LONGEST RUSH	6	Minnesota vs Rhode Island (09/07/2024)
PASSING ATTEMPTS	10	Wisconsin at Iowa (11/02/2024)
	10	Purdue vs Indiana St. (08/31/2024)
PASSING YARDS	18	Penn St. vs Kent St. (09/21/2024)
YARDS PER COMPLETION	4.6	Southern California at Michigan (09/21/2024)
PASSES COMPLETED	2	Penn St. vs Kent St. (09/21/2024)
PASS COMPLETION PCT	15.4	Penn St. vs Kent St. (09/21/2024)
LONGEST PASS	10	Southern California at Michigan (09/21/2024)
FIRST DOWNS	0	Washington vs Michigan (10/05/2024)
	0	Illinois vs Eastern Ill. (08/29/2024)
1ST DOWN RUSHING	0	Ohio St. vs Western Mich. (09/07/2024)
1ST DOWN PASSING	0	Southern California at Michigan (09/21/2024)
1ST DOWN BY PENALTY	0	Purdue at Ohio St. (11/09/2024)
	0	Oregon at Michigan (11/02/2024)
	0	Michigan vs Michigan St. (10/26/2024)
	0	Penn St. at Wisconsin (10/26/2024)
	0	Illinois at Oregon (10/26/2024)
	0	Indiana vs Washington (10/26/2024)
	0	Wisconsin at Northwestern (10/19/2024)
	0	Oregon at Purdue (10/18/2024)
	0	Oregon vs Ohio St. (10/12/2024)
	0	Purdue at Illinois (10/12/2024)
	0	Penn St. at Southern California (10/12/2024)
	0	Wisconsin at Rutgers (10/12/2024)
	0	Maryland vs Northwestern (10/11/2024)
	0	Iowa at Ohio St. (10/05/2024)
	0	Ohio St. vs Iowa (10/05/2024)
	0	Rutgers at Nebraska (10/05/2024)
	0	Northwestern vs Indiana (10/05/2024)
	0	Penn St. vs UCLA (10/05/2024)
	0	Ohio St. at Michigan St. (09/28/2024)
	0	Nebraska at Purdue (09/28/2024)
	0	Iowa at Minnesota (09/21/2024)
	0	Rutgers at Virginia Tech (09/21/2024)
	0	Michigan vs Southern California (09/21/2024)
	0	Southern California at Michigan (09/21/2024)
	0	Illinois at Nebraska (09/20/2024)
	0	Iowa vs Troy (09/14/2024)
	0	Wisconsin vs Alabama (09/14/2024)
	0	Southern California vs Utah St. (09/07/2024)
	0	Michigan vs Texas (09/07/2024)
	0	Southern California vs LSU (N) (09/01/2024)
	0	Nebraska vs UTEP (08/31/2024)
	0	Wisconsin vs Western Mich. (08/30/2024)
PENALTIES	0	Ohio St. vs Purdue (11/09/2024)
	0	Michigan St. at Michigan (10/26/2024)
PENALTIES YARDS	0	Ohio St. vs Purdue (11/09/2024)
	0	Michigan St. at Michigan (10/26/2024)



**2024-25 Big Ten Football
Conference Individual Game Highs
All games**

INDIVIDUAL PLAYER GAME HIGHS

Points scored	
20	Jonathan Kim (Michigan St.) vs Iowa (10/19/2024)
18	Kaleb Johnson (Iowa) vs Wisconsin (11/02/2024)
18	Kaleb Johnson (Iowa) vs Northwestern (10/26/2024)
18	Woody Marks (Southern California) vs Rutgers (10/25/2024)
18	Kyle Monangai (Rutgers) vs UCLA (10/19/2024)
18	Josh McCray (Illinois) vs Purdue (10/12/2024)
18	Tawee Walker (Wisconsin) at Rutgers (10/12/2024)
18	Kaleb Johnson (Iowa) vs Washington (10/12/2024)
18	Max Brosmer (Minnesota) vs Southern California (10/05/2024)
18	Emeka Egbuka (Ohio St.) vs Iowa (10/05/2024)
18	Tawee Walker (Wisconsin) vs Purdue (10/05/2024)
18	Kaleb Johnson (Iowa) at Minnesota (09/21/2024)
18	Darius Taylor (Minnesota) vs Nevada (09/14/2024)
18	Kyle Monangai (Rutgers) vs Akron (09/07/2024)
18	Jonah Coleman (Washington) vs Weber St. (08/31/2024)
Touchdowns	
3	Kaleb Johnson (Iowa) vs Wisconsin (11/02/2024)
3	Kaleb Johnson (Iowa) vs Northwestern (10/26/2024)
3	Woody Marks (Southern California) vs Rutgers (10/25/2024)
3	Kyle Monangai (Rutgers) vs UCLA (10/19/2024)
3	Josh McCray (Illinois) vs Purdue (10/12/2024)
3	Tawee Walker (Wisconsin) at Rutgers (10/12/2024)
3	Kaleb Johnson (Iowa) vs Washington (10/12/2024)
3	Max Brosmer (Minnesota) vs Southern California (10/05/2024)
3	Emeka Egbuka (Ohio St.) vs Iowa (10/05/2024)
3	Tawee Walker (Wisconsin) vs Purdue (10/05/2024)
3	Kaleb Johnson (Iowa) at Minnesota (09/21/2024)
3	Darius Taylor (Minnesota) vs Nevada (09/14/2024)
3	Kyle Monangai (Rutgers) vs Akron (09/07/2024)
3	Jonah Coleman (Washington) vs Weber St. (08/31/2024)
TD responsibility	
5	Ethan Garbers (UCLA) at Rutgers (10/19/2024) [1r,4p]
5	Will Howard (Ohio St.) vs Iowa (10/05/2024) [1r,4p]
Points scored kicking	
20	Jonathan Kim (Michigan St.) vs Iowa (10/19/2024) [6fg,2pat]
Total offense yards	
439	Luke Altmyer (Illinois) vs Purdue (10/12/2024) [60r,379p]
431	Ethan Garbers (UCLA) at Rutgers (10/19/2024) [48r,383p]
Total offense plays	
65	Billy Edwards Jr. (Maryland) vs Northwestern (10/11/2024) [14r,51p]
59	Billy Edwards Jr. (Maryland) vs Southern California (10/19/2024) [9r,50p]
Total offense yards/play	
36	Jordan Burch (Oregon) vs Maryland (11/09/2024) [36-1]
36	Tanner Arkin (Illinois) vs Michigan (10/19/2024) [36-1]
Rushing yards	
208	Kyle Monangai (Rutgers) vs Akron (09/07/2024)
206	Kaleb Johnson (Iowa) at Minnesota (09/21/2024)
Rushing attempts	
29	Justice Ellison (Indiana) vs Washington (10/26/2024)
27	Kyle Monangai (Rutgers) vs Akron (09/07/2024)
Yards per rush	
36	Jordan Burch (Oregon) vs Maryland (11/09/2024) [36-1]



**2024-25 Big Ten Football
Conference Individual Game Highs
All games**

36	Tanner Arkin (Illinois) vs Michigan (10/19/2024) [36-1]
Rushing TDs	
3	Kaleb Johnson (Iowa) vs Wisconsin (11/02/2024)
3	Kaleb Johnson (Iowa) vs Northwestern (10/26/2024)
3	Woody Marks (Southern California) vs Rutgers (10/25/2024)
3	Kyle Monangai (Rutgers) vs UCLA (10/19/2024)
3	Tawee Walker (Wisconsin) at Rutgers (10/12/2024)
3	Max Brosmer (Minnesota) vs Southern California (10/05/2024)
3	Tawee Walker (Wisconsin) vs Purdue (10/05/2024)
3	Kaleb Johnson (Iowa) at Minnesota (09/21/2024)
3	Kyle Monangai (Rutgers) vs Akron (09/07/2024)
3	Jonah Coleman (Washington) vs Weber St. (08/31/2024)
Longest rush	
86	Quinshon Judkins (Ohio St.) vs Marshall (09/21/2024)
80	Darius Taylor (Minnesota) vs Nevada (09/14/2024)
Passing yards	
391	Drew Allar (Penn St.) at Southern California (10/12/2024)
383	Ethan Garbers (UCLA) at Rutgers (10/19/2024)
Passing attempts	
51	Billy Edwards Jr. (Maryland) vs Northwestern (10/11/2024)
51	Miller Moss (Southern California) at Michigan (09/21/2024)
Passing TDs	
4	Kurtis Rourke (Indiana) at Michigan St. (11/02/2024)
4	Max Brosmer (Minnesota) vs Maryland (10/26/2024)
4	Ethan Garbers (UCLA) at Rutgers (10/19/2024)
4	Will Howard (Ohio St.) vs Iowa (10/05/2024)
4	Luke Altmyer (Illinois) at Nebraska (09/20/2024)
4	Kurtis Rourke (Indiana) at UCLA (09/14/2024)
4	Will Rogers (Washington) vs Eastern Mich. (09/07/2024)
4	Hudson Card (Purdue) vs Indiana St. (08/31/2024)
4	Luke Altmyer (Illinois) vs Eastern Ill. (08/29/2024)
Longest pass	
77	Aidan Chiles (Michigan St.) at Maryland (09/07/2024)
75	Billy Edwards Jr. (Maryland) vs UConn (08/31/2024)
Passes completed	
41	Dillon Gabriel (Oregon) vs Idaho (08/31/2024)
39	Billy Edwards Jr. (Maryland) vs Southern California (10/19/2024)
Had intercepted	
3	Miller Moss (Southern California) at Washington (11/02/2024)
3	Dylan Raiola (Nebraska) at Indiana (10/19/2024)
3	Ethan Garbers (UCLA) vs Minnesota (10/12/2024)
3	Drew Allar (Penn St.) at Southern California (10/12/2024)
3	Aidan Chiles (Michigan St.) at Boston College (09/21/2024)
3	Davis Warren (Michigan) vs Arkansas St. (09/14/2024)
Pass completion pct	
100	Ryan Browne (Purdue) vs Northwestern (11/02/2024) [3-3]
100	Shamar Rigby (Purdue) vs Northwestern (11/02/2024) [1-1]
100	Beau Pribula (Penn St.) vs Ohio St. (11/02/2024) [1-1]
100	Donovan Edwards (Michigan) vs Michigan St. (10/26/2024) [1-1]
100	Austin Novosad (Oregon) vs Illinois (10/26/2024) [2-2]
100	Tyler Warren (Penn St.) at Southern California (10/12/2024) [1-1]
100	Demond Williams Jr. (Washington) vs Michigan (10/05/2024) [2-2]
100	Brendan Sullivan (Iowa) at Ohio St. (10/05/2024) [1-1]
100	Brian Buschini (Nebraska) vs Rutgers (10/05/2024) [1-1]
100	Ryan Browne (Purdue) at Wisconsin (10/05/2024) [1-1]



**2024-25 Big Ten Football
Conference Individual Game Highs
All games**

100	Mabrey Mettauer (Wisconsin) vs Purdue (10/05/2024) [1-1]
100	Tommy Schuster (Michigan St.) at Oregon (10/04/2024) [5-5]
100	Dante Moore (Oregon) vs Michigan St. (10/04/2024) [1-1]
100	Demond Williams Jr. (Washington) at Rutgers (09/27/2024) [1-1]
100	Demond Williams Jr. (Washington) vs Northwestern (09/21/2024) [2-2]
100	Tyler Warren (Penn St.) vs Kent St. (09/21/2024) [1-1]
100	Mike Wright (Northwestern) vs Eastern Ill. (09/14/2024) [1-1]
100	Heinrich Haarberg (Nebraska) vs UNI (09/14/2024) [3-3]
100	Justyn Martin (UCLA) vs Indiana (09/14/2024) [1-1]
100	Brendan Sullivan (Iowa) vs Troy (09/14/2024) [1-1]
100	Dante Moore (Oregon) at Oregon St. (09/14/2024) [3-3]
100	Tyler Van Dyke (Wisconsin) vs Alabama (09/14/2024) [5-5]
100	Julian Sayin (Ohio St.) vs Western Mich. (09/07/2024) [2-2]
100	Devin Brown (Ohio St.) vs Western Mich. (09/07/2024) [5-5]
100	Demond Williams Jr. (Washington) vs Eastern Mich. (09/07/2024) [3-3]
100	Alberto Mendoza (Indiana) vs Western Ill. (09/06/2024) [1-1]
100	Tayven Jackson (Indiana) vs Western Ill. (09/06/2024) [3-3]
100	Heinrich Haarberg (Nebraska) vs UTEP (08/31/2024) [5-5]
100	Beau Pribula (Penn St.) at West Virginia (08/31/2024) [1-1]
Pass yards/attempt	
34.7	Tayven Jackson (Indiana) vs Western Ill. (09/06/2024) [104-3]
30.5	Julian Sayin (Ohio St.) vs Western Mich. (09/07/2024) [61-2]
Pass yards/catch	
34.7	Tayven Jackson (Indiana) vs Western Ill. (09/06/2024) [104-3]
30.5	Julian Sayin (Ohio St.) vs Western Mich. (09/07/2024) [61-2]
Receiving yards	
224	Tyler Warren (Penn St.) at Southern California (10/12/2024)
194	Nick Marsh (Michigan St.) at Maryland (09/07/2024)
Receptions	
17	Tyler Warren (Penn St.) at Southern California (10/12/2024)
14	Tai Felton (Maryland) vs Villanova (09/21/2024)
Yards per catch	
136	Tyler Warren (Penn St.) at Southern California (10/12/2024) [17-224]
125	Emeka Egbuka (Ohio St.) vs Marshall (09/21/2024) [5-117]
Receiving TDs	
3	Emeka Egbuka (Ohio St.) vs Iowa (10/05/2024)
2	Dymere Miller (Rutgers) vs Minnesota (11/09/2024)
2	Elijah Sarratt (Indiana) at Michigan St. (11/02/2024)
2	Colston Loveland (Michigan) vs Michigan St. (10/26/2024)
2	Daniel Jackson (Minnesota) vs Maryland (10/26/2024)
2	Elijah Spencer (Minnesota) vs Maryland (10/26/2024)
2	A.J. Henning (Northwestern) vs Indiana (10/05/2024)
2	Trech Kekahuna (Wisconsin) vs Purdue (10/05/2024)
2	Tez Johnson (Oregon) at UCLA (09/28/2024)
2	Ja'Kobi Lane (Southern California) vs Wisconsin (09/28/2024)
2	Denzel Boston (Washington) at Rutgers (09/27/2024)
2	Denzel Boston (Washington) vs Northwestern (09/21/2024)
2	Isaiah Neyor (Nebraska) vs Illinois (09/20/2024)
2	Pat Bryant (Illinois) at Nebraska (09/20/2024)
2	Ke'Shawn Williams (Indiana) at UCLA (09/14/2024)
2	Pat Bryant (Illinois) vs Central Mich. (09/14/2024)
2	Denzel Boston (Washington) vs Eastern Mich. (09/07/2024)
2	Tez Johnson (Oregon) vs Idaho (08/31/2024)
2	Jeremiah Smith (Ohio St.) vs Akron (08/31/2024)
2	Tai Felton (Maryland) vs UConn (08/31/2024)
2	Harrison Wallace III (Penn St.) at West Virginia (08/31/2024)



**2024-25 Big Ten Football
Conference Individual Game Highs
All games**

2	Reece Vander Zee (Iowa) vs Illinois St. (08/31/2024)
2	Pat Bryant (Illinois) vs Eastern Ill. (08/29/2024)
Longest reception	
77	Nick Marsh (Michigan St.) at Maryland (09/07/2024)
75	Tai Felton (Maryland) vs UConn (08/31/2024)
Field goal attempts	
7	Jonathan Kim (Michigan St.) vs Iowa (10/19/2024)
4	Dragan Kesich (Minnesota) at Illinois (11/02/2024)
4	Ryan Barker (Penn St.) at Southern California (10/12/2024)
4	Michael Lantz (Southern California) vs Penn St. (10/12/2024)
4	Drew Stevens (Iowa) vs Washington (10/12/2024)
4	Grady Gross (Washington) vs Michigan (10/05/2024)
4	Grady Gross (Washington) at Rutgers (09/27/2024)
4	Jonathan Kim (Michigan St.) at Boston College (09/21/2024)
4	Grady Gross (Washington) vs Washington St. (N) (09/14/2024)
Field goals made	
6	Jonathan Kim (Michigan St.) vs Iowa (10/19/2024)
4	Dragan Kesich (Minnesota) at Illinois (11/02/2024)
4	Ryan Barker (Penn St.) at Southern California (10/12/2024)
4	Drew Stevens (Iowa) vs Washington (10/12/2024)
4	Jonathan Kim (Michigan St.) at Boston College (09/21/2024)
4	Grady Gross (Washington) vs Washington St. (N) (09/14/2024)
Longest field goal	
59	Ethan Moczulski (Illinois) vs Central Mich. (09/14/2024)
57	Mateen Bhaghani (UCLA) vs Iowa (11/08/2024)
Field goal pct	
100	Atticus Sappington (Oregon) vs Maryland (11/09/2024) [1-1]
100	Jack Howes (Maryland) at Oregon (11/09/2024) [1-1]
100	Nicolas Radicic (Indiana) vs Michigan (11/09/2024) [2-2]
100	Dominic Zvada (Michigan) at Indiana (11/09/2024) [3-3]
100	Jayden Fielding (Ohio St.) vs Purdue (11/09/2024) [1-1]
100	Jai Patel (Rutgers) vs Minnesota (11/09/2024) [1-1]
100	Dragan Kesich (Minnesota) at Rutgers (11/09/2024) [2-2]
100	Drew Stevens (Iowa) at UCLA (11/08/2024) [1-1]
100	Nathaniel Vakos (Wisconsin) at Iowa (11/02/2024) [1-1]
100	Grady Gross (Washington) vs Southern California (11/02/2024) [2-2]
100	Jonathan Kim (Michigan St.) vs Indiana (11/02/2024) [1-1]
100	Nicolas Radicic (Indiana) at Michigan St. (11/02/2024) [1-1]
100	Dominic Zvada (Michigan) vs Oregon (11/02/2024) [1-1]
100	Atticus Sappington (Oregon) at Michigan (11/02/2024) [1-1]
100	Mateen Bhaghani (UCLA) at Nebraska (11/02/2024) [2-2]
100	Ryan Barker (Penn St.) vs Ohio St. (11/02/2024) [2-2]
100	Jayden Fielding (Ohio St.) at Penn St. (11/02/2024) [2-2]
100	Luke Akers (Northwestern) at Purdue (11/02/2024) [2-2]
100	Spencer Porath (Purdue) vs Northwestern (11/02/2024) [2-2]
100	Dragan Kesich (Minnesota) at Illinois (11/02/2024) [4-4]
100	David Olano (Illinois) vs Minnesota (11/02/2024) [1-1]
100	Dominic Zvada (Michigan) vs Michigan St. (10/26/2024) [1-1]
100	Nathaniel Vakos (Wisconsin) vs Penn St. (10/26/2024) [2-2]
100	Drew Stevens (Iowa) vs Northwestern (10/26/2024) [1-1]
100	Dragan Kesich (Minnesota) vs Maryland (10/26/2024) [2-2]
100	Jack Howes (Maryland) at Minnesota (10/26/2024) [1-1]
100	David Olano (Illinois) at Oregon (10/26/2024) [1-1]
100	Andrew Boyle (Oregon) vs Illinois (10/26/2024) [1-1]
100	Grady Gross (Washington) at Indiana (10/26/2024) [1-1]
100	John Hohl (Nebraska) at Ohio St. (10/26/2024) [3-3]



2024-25 Big Ten Football
Conference Individual Game Highs
All games

100 Nicolas Radacic (Indiana) vs Washington (10/26/2024) [1-1]
100 Jai Patel (Rutgers) at Southern California (10/25/2024) [2-2]
100 Jai Patel (Rutgers) vs UCLA (10/19/2024) [2-2]
100 Mateen Bhaghani (UCLA) vs Minnesota (10/12/2024) [1-1]
100 Jayden Fielding (Ohio St.) at Oregon (10/12/2024) [1-1]
100 Spencer Porath (Purdue) at Illinois (10/12/2024) [2-2]
100 David Olano (Illinois) vs Purdue (10/12/2024) [3-3]
100 Ryan Barker (Penn St.) at Southern California (10/12/2024) [4-4]
100 Drew Stevens (Iowa) vs Washington (10/12/2024) [4-4]
100 Luke Akers (Northwestern) at Maryland (10/11/2024) [3-3]
100 Dragan Kesich (Minnesota) vs Southern California (10/05/2024) [1-1]
100 Dominic Zvada (Michigan) at Washington (10/05/2024) [1-1]
100 Jack Olsen (Northwestern) vs Indiana (10/05/2024) [1-1]
100 Nicolas Radacic (Indiana) at Northwestern (10/05/2024) [2-2]
100 Mateen Bhaghani (UCLA) at Penn St. (10/05/2024) [1-1]
100 Ryan Barker (Penn St.) vs UCLA (10/05/2024) [2-2]
100 Spencer Porath (Purdue) at Wisconsin (10/05/2024) [2-2]
100 Nathaniel Vakos (Wisconsin) vs Purdue (10/05/2024) [1-1]
100 Jonathan Kim (Michigan St.) at Oregon (10/04/2024) [1-1]
100 Andrew Boyle (Oregon) vs Michigan St. (10/04/2024) [1-1]
100 Atticus Sappington (Oregon) at UCLA (09/28/2024) [2-2]
100 Mateen Bhaghani (UCLA) vs Oregon (09/28/2024) [2-2]
100 Jayden Fielding (Ohio St.) at Michigan St. (09/28/2024) [1-1]
100 Michael Lantz (Southern California) vs Wisconsin (09/28/2024) [1-1]
100 Dominic Zvada (Michigan) vs Minnesota (09/28/2024) [2-2]
100 Jonathan Kim (Michigan St.) at Boston College (09/21/2024) [4-4]
100 Drew Stevens (Iowa) at Minnesota (09/21/2024) [1-1]
100 Jack Olsen (Northwestern) at Washington (09/21/2024) [1-1]
100 Michael Lantz (Southern California) at Michigan (09/21/2024) [1-1]
100 Mateen Bhaghani (UCLA) at LSU (09/21/2024) [1-1]
100 Nicolas Radacic (Indiana) vs Charlotte (09/21/2024) [1-1]
100 Jack Howes (Maryland) vs Villanova (09/21/2024) [1-1]
100 David Olano (Illinois) at Nebraska (09/20/2024) [1-1]
100 Tristan Alvano (Nebraska) vs UNI (09/14/2024) [2-2]
100 Jonathan Kim (Michigan St.) vs Prairie View (09/14/2024) [2-2]
100 Drew Stevens (Iowa) vs Troy (09/14/2024) [1-1]
100 Atticus Sappington (Oregon) at Oregon St. (09/14/2024) [2-2]
100 Grady Gross (Washington) vs Washington St. (N) (09/14/2024) [4-4]
100 Ethan Moczulski (Illinois) vs Central Mich. (09/14/2024) [1-1]
100 Michael Lantz (Southern California) vs Utah St. (09/07/2024) [2-2]
100 Atticus Sappington (Oregon) vs Boise St. (09/07/2024) [1-1]
100 David Olano (Illinois) vs Kansas (09/07/2024) [3-3]
100 Jonathan Kim (Michigan St.) at Maryland (09/07/2024) [2-2]
100 Drew Stevens (Iowa) vs Iowa St. (09/07/2024) [2-2]
100 Nathaniel Vakos (Wisconsin) vs South Dakota (09/07/2024) [2-2]
100 Grady Gross (Washington) vs Eastern Mich. (09/07/2024) [1-1]
100 Sander Sahaydak (Penn St.) vs Bowling Green (09/07/2024) [2-2]
100 Dominic Zvada (Michigan) vs Texas (09/07/2024) [2-2]
100 Dominic Zvada (Michigan) vs Fresno St. (08/31/2024) [3-3]
100 Jayden Fielding (Ohio St.) vs Akron (08/31/2024) [1-1]
100 Nicolas Radacic (Indiana) vs FIU (08/31/2024) [1-1]
100 Tristan Alvano (Nebraska) vs UTEP (08/31/2024) [1-1]
100 Mateen Bhaghani (UCLA) at Hawaii (08/31/2024) [3-3]
100 Jack Howes (Maryland) vs UConn (08/31/2024) [3-3]
100 Drew Stevens (Iowa) vs Illinois St. (08/31/2024) [2-2]
100 David Olano (Illinois) vs Eastern Ill. (08/29/2024) [1-1]



**2024-25 Big Ten Football
Conference Individual Game Highs
All games**

100	Jai Patel (Rutgers) vs Howard (08/29/2024) [1-1]
PAT kicks attempted	
11	Nicolas Radicic (Indiana) vs Western Ill. (09/06/2024)
PAT kicks made	
11	Nicolas Radicic (Indiana) vs Western Ill. (09/06/2024)
PAT kicks pct	
100	Ryan Barker (Penn St.) vs Washington (11/09/2024) [5-5]
100	Jack Howes (Maryland) at Oregon (11/09/2024) [1-1]
100	Andrew Boyle (Oregon) vs Maryland (11/09/2024) [2-2]
100	Atticus Sappington (Oregon) vs Maryland (11/09/2024) [2-2]
100	Nicolas Radicic (Indiana) vs Michigan (11/09/2024) [2-2]
100	Jayden Fielding (Ohio St.) vs Purdue (11/09/2024) [6-6]
100	Jai Patel (Rutgers) vs Minnesota (11/09/2024) [3-3]
100	Mateen Bhaghani (UCLA) vs Iowa (11/08/2024) [2-2]
100	Drew Stevens (Iowa) at UCLA (11/08/2024) [2-2]
100	Drew Stevens (Iowa) vs Wisconsin (11/02/2024) [6-6]
100	Nathanial Vakos (Wisconsin) at Iowa (11/02/2024) [1-1]
100	Michael Lantz (Southern California) at Washington (11/02/2024) [3-3]
100	Grady Gross (Washington) vs Southern California (11/02/2024) [2-2]
100	Nicolas Radicic (Indiana) at Michigan St. (11/02/2024) [6-6]
100	Jonathan Kim (Michigan St.) vs Indiana (11/02/2024) [1-1]
100	Dominic Zvada (Michigan) vs Oregon (11/02/2024) [2-2]
100	Andrew Boyle (Oregon) at Michigan (11/02/2024) [2-2]
100	Atticus Sappington (Oregon) at Michigan (11/02/2024) [3-3]
100	Mateen Bhaghani (UCLA) at Nebraska (11/02/2024) [3-3]
100	Luke Akers (Northwestern) at Purdue (11/02/2024) [2-2]
100	Spencer Porath (Purdue) vs Northwestern (11/02/2024) [2-2]
100	Jayden Fielding (Ohio St.) at Penn St. (11/02/2024) [2-2]
100	Ryan Barker (Penn St.) vs Ohio St. (11/02/2024) [1-1]
100	David Olano (Illinois) vs Minnesota (11/02/2024) [2-2]
100	Dragan Kesich (Minnesota) at Illinois (11/02/2024) [1-1]
100	Dominic Zvada (Michigan) vs Michigan St. (10/26/2024) [1-1]
100	Jonathan Kim (Michigan St.) at Michigan (10/26/2024) [2-2]
100	Ryan Barker (Penn St.) at Wisconsin (10/26/2024) [4-4]
100	Nathanial Vakos (Wisconsin) vs Penn St. (10/26/2024) [1-1]
100	Jack Howes (Maryland) at Minnesota (10/26/2024) [2-2]
100	Dragan Kesich (Minnesota) vs Maryland (10/26/2024) [6-6]
100	Drew Stevens (Iowa) vs Northwestern (10/26/2024) [5-5]
100	Luke Akers (Northwestern) at Iowa (10/26/2024) [2-2]
100	Andrew Boyle (Oregon) vs Illinois (10/26/2024) [1-1]
100	Atticus Sappington (Oregon) vs Illinois (10/26/2024) [4-4]
100	Nicolas Radicic (Indiana) vs Washington (10/26/2024) [4-4]
100	Grady Gross (Washington) at Indiana (10/26/2024) [2-2]
100	Jayden Fielding (Ohio St.) vs Nebraska (10/26/2024) [3-3]
100	Michael Lantz (Southern California) vs Rutgers (10/25/2024) [6-6]
100	Drew Stevens (Iowa) at Michigan St. (10/19/2024) [2-2]
100	Jonathan Kim (Michigan St.) vs Iowa (10/19/2024) [2-2]
100	Jack Howes (Maryland) vs Southern California (10/19/2024) [3-3]
100	Michael Lantz (Southern California) at Maryland (10/19/2024) [4-4]
100	David Olano (Illinois) vs Michigan (10/19/2024) [1-1]
100	Dominic Zvada (Michigan) at Illinois (10/19/2024) [1-1]
100	Nicolas Radicic (Indiana) vs Nebraska (10/19/2024) [8-8]
100	John Hohl (Nebraska) at Indiana (10/19/2024) [1-1]
100	Mateen Bhaghani (UCLA) at Rutgers (10/19/2024) [5-5]
100	Jai Patel (Rutgers) vs UCLA (10/19/2024) [2-2]
100	Nathanial Vakos (Wisconsin) at Northwestern (10/19/2024) [3-3]



2024-25 Big Ten Football
Conference Individual Game Highs
All games

100 Andrew Boyle (Oregon) at Purdue (10/18/2024) [1-1]
100 Atticus Sappington (Oregon) at Purdue (10/18/2024) [4-4]
100 Mateen Bhaghani (UCLA) vs Minnesota (10/12/2024) [2-2]
100 Dragan Kesich (Minnesota) at UCLA (10/12/2024) [3-3]
100 Jayden Fielding (Ohio St.) at Oregon (10/12/2024) [4-4]
100 Andrew Boyle (Oregon) vs Ohio St. (10/12/2024) [1-1]
100 Atticus Sappington (Oregon) vs Ohio St. (10/12/2024) [1-1]
100 David Olano (Illinois) vs Purdue (10/12/2024) [5-5]
100 Spencer Porath (Purdue) at Illinois (10/12/2024) [3-3]
100 Ryan Barker (Penn St.) at Southern California (10/12/2024) [3-3]
100 Michael Lantz (Southern California) vs Penn St. (10/12/2024) [3-3]
100 Jai Patel (Rutgers) vs Wisconsin (10/12/2024) [1-1]
100 Nathaniel Vakos (Wisconsin) at Rutgers (10/12/2024) [6-6]
100 Drew Stevens (Iowa) vs Washington (10/12/2024) [4-4]
100 Grady Gross (Washington) at Iowa (10/12/2024) [1-1]
100 Jack Howes (Maryland) vs Northwestern (10/11/2024) [1-1]
100 Luke Akers (Northwestern) at Maryland (10/11/2024) [4-4]
100 Dragan Kesich (Minnesota) vs Southern California (10/05/2024) [3-3]
100 Michael Lantz (Southern California) at Minnesota (10/05/2024) [2-2]
100 Dominic Zvada (Michigan) at Washington (10/05/2024) [2-2]
100 Grady Gross (Washington) vs Michigan (10/05/2024) [3-3]
100 Drew Stevens (Iowa) at Ohio St. (10/05/2024) [1-1]
100 Jayden Fielding (Ohio St.) vs Iowa (10/05/2024) [5-5]
100 John Hohl (Nebraska) vs Rutgers (10/05/2024) [2-2]
100 Jai Patel (Rutgers) at Nebraska (10/05/2024) [1-1]
100 Nicolas Radacic (Indiana) at Northwestern (10/05/2024) [5-5]
100 Jack Olsen (Northwestern) vs Indiana (10/05/2024) [3-3]
100 Ryan Barker (Penn St.) vs UCLA (10/05/2024) [3-3]
100 Nathaniel Vakos (Wisconsin) vs Purdue (10/05/2024) [7-7]
100 Jonathan Kim (Michigan St.) at Oregon (10/04/2024) [1-1]
100 Andrew Boyle (Oregon) vs Michigan St. (10/04/2024) [1-1]
100 Atticus Sappington (Oregon) vs Michigan St. (10/04/2024) [3-3]
100 Mateen Bhaghani (UCLA) vs Oregon (09/28/2024) [1-1]
100 David Olano (Illinois) at Penn St. (09/28/2024) [1-1]
100 Sander Sahaydak (Penn St.) vs Illinois (09/28/2024) [2-2]
100 Ryan Barker (Penn St.) vs Illinois (09/28/2024) [1-1]
100 Jonathan Kim (Michigan St.) vs Ohio St. (09/28/2024) [1-1]
100 Jayden Fielding (Ohio St.) at Michigan St. (09/28/2024) [5-5]
100 Michael Lantz (Southern California) vs Wisconsin (09/28/2024) [5-5]
100 Nathaniel Vakos (Wisconsin) at Southern California (09/28/2024) [3-3]
100 Nicolas Radacic (Indiana) vs Maryland (09/28/2024) [6-6]
100 Jack Howes (Maryland) at Indiana (09/28/2024) [4-4]
100 John Hohl (Nebraska) at Purdue (09/28/2024) [4-4]
100 Spencer Porath (Purdue) vs Nebraska (09/28/2024) [1-1]
100 Dominic Zvada (Michigan) vs Minnesota (09/28/2024) [3-3]
100 Dragan Kesich (Minnesota) at Michigan (09/28/2024) [3-3]
100 Jai Patel (Rutgers) vs Washington (09/27/2024) [3-3]
100 Grady Gross (Washington) at Rutgers (09/27/2024) [1-1]
100 Jonathan Kim (Michigan St.) at Boston College (09/21/2024) [1-1]
100 Drew Stevens (Iowa) at Minnesota (09/21/2024) [4-4]
100 Dragan Kesich (Minnesota) vs Iowa (09/21/2024) [2-2]
100 Spencer Porath (Purdue) at Oregon St. (09/21/2024) [3-3]
100 Grady Gross (Washington) vs Northwestern (09/21/2024) [3-3]
100 Jai Patel (Rutgers) at Virginia Tech (09/21/2024) [3-3]
100 Michael Lantz (Southern California) at Michigan (09/21/2024) [3-3]
100 Sander Sahaydak (Penn St.) vs Kent St. (09/21/2024) [7-7]
100 Ryan Barker (Penn St.) vs Kent St. (09/21/2024) [1-1]



2024-25 Big Ten Football
Conference Individual Game Highs
All games

100 Mateen Bhaghani (UCLA) at LSU (09/21/2024) [2-2]
100 Nicolas Radicic (Indiana) vs Charlotte (09/21/2024) [7-7]
100 Austin Snyder (Ohio St.) vs Marshall (09/21/2024) [2-2]
100 Jayden Fielding (Ohio St.) vs Marshall (09/21/2024) [5-5]
100 Jack Howes (Maryland) vs Villanova (09/21/2024) [5-5]
100 David Olano (Illinois) at Nebraska (09/20/2024) [4-4]
100 John Hohl (Nebraska) vs Illinois (09/20/2024) [3-3]
100 Jack Howes (Maryland) at Virginia (09/14/2024) [3-3]
100 Jack Olsen (Northwestern) vs Eastern Ill. (09/14/2024) [4-4]
100 Tristan Alvano (Nebraska) vs UNI (09/14/2024) [3-3]
100 John Hohl (Nebraska) vs UNI (09/14/2024) [1-1]
100 Mateen Bhaghani (UCLA) vs Indiana (09/14/2024) [1-1]
100 Nicolas Radicic (Indiana) at UCLA (09/14/2024) [6-6]
100 Spencer Porath (Purdue) vs Notre Dame (09/14/2024) [1-1]
100 Tarik Ahmetbasic (Michigan St.) vs Prairie View (09/14/2024) [1-1]
100 Drew Stevens (Iowa) vs Troy (09/14/2024) [5-5]
100 Dragan Kesich (Minnesota) vs Nevada (09/14/2024) [3-3]
100 Atticus Sappington (Oregon) at Oregon St. (09/14/2024) [5-5]
100 Grady Gross (Washington) vs Washington St. (N) (09/14/2024) [1-1]
100 Dominic Zvada (Michigan) vs Arkansas St. (09/14/2024) [4-4]
100 David Olano (Illinois) vs Central Mich. (09/14/2024) [3-3]
100 Nathaniel Vakos (Wisconsin) vs Alabama (09/14/2024) [1-1]
100 Michael Lantz (Southern California) vs Utah St. (09/07/2024) [6-6]
100 Austin Snyder (Ohio St.) vs Western Mich. (09/07/2024) [1-1]
100 Jayden Fielding (Ohio St.) vs Western Mich. (09/07/2024) [7-7]
100 Tristan Alvano (Nebraska) vs Colorado (09/07/2024) [4-4]
100 David Olano (Illinois) vs Kansas (09/07/2024) [2-2]
100 Jack Howes (Maryland) vs Michigan St. (09/07/2024) [3-3]
100 Jonathan Kim (Michigan St.) at Maryland (09/07/2024) [3-3]
100 Drew Stevens (Iowa) vs Iowa St. (09/07/2024) [1-1]
100 Nathaniel Vakos (Wisconsin) vs South Dakota (09/07/2024) [3-3]
100 Grady Gross (Washington) vs Eastern Mich. (09/07/2024) [3-3]
100 Jai Patel (Rutgers) vs Akron (09/07/2024) [7-7]
100 Sander Sahaydak (Penn St.) vs Bowling Green (09/07/2024) [4-4]
100 Dragan Kesich (Minnesota) vs Rhode Island (09/07/2024) [6-6]
100 Jack Olsen (Northwestern) vs Duke (09/06/2024) [2-2]
100 Nicolas Radicic (Indiana) vs Western Ill. (09/06/2024) [11-11]
100 Michael Lantz (Southern California) vs LSU (N) (09/01/2024) [3-3]
100 Grady Gross (Washington) vs Weber St. (08/31/2024) [5-5]
100 Dominic Zvada (Michigan) vs Fresno St. (08/31/2024) [3-3]
100 Atticus Sappington (Oregon) vs Idaho (08/31/2024) [3-3]
100 Nicolas Radicic (Indiana) vs FIU (08/31/2024) [4-4]
100 Jayden Fielding (Ohio St.) vs Akron (08/31/2024) [7-7]
100 Jack Olsen (Northwestern) vs Miami (OH) (08/31/2024) [1-1]
100 Tristan Alvano (Nebraska) vs UTEP (08/31/2024) [5-5]
100 Blake Glessner (UCLA) at Hawaii (08/31/2024) [1-1]
100 Spencer Porath (Purdue) vs Indiana St. (08/31/2024) [7-7]
100 Gavin Marshall (Maryland) vs UConn (08/31/2024) [1-1]
100 Sander Sahaydak (Penn St.) at West Virginia (08/31/2024) [4-4]
100 Drew Stevens (Iowa) vs Illinois St. (08/31/2024) [4-4]
100 Nathaniel Vakos (Wisconsin) vs Western Mich. (08/30/2024) [2-2]
100 Jonathan Kim (Michigan St.) vs Fla. Atlantic (08/30/2024) [2-2]
100 Dragan Kesich (Minnesota) vs North Carolina (08/29/2024) [2-2]
100 David Olano (Illinois) vs Eastern Ill. (08/29/2024) [6-6]
100 Jai Patel (Rutgers) vs Howard (08/29/2024) [5-5]

Punts



**2024-25 Big Ten Football
Conference Individual Game Highs
All games**

10	Keelan Crimmins (Purdue) vs Notre Dame (09/14/2024)
9	Jakob Anderson (Rutgers) vs Wisconsin (10/12/2024)
9	Rhys Dakin (Iowa) vs Iowa St. (09/07/2024)
Yards punted	
428	Keelan Crimmins (Purdue) vs Notre Dame (09/14/2024) [10-428]
377	Jakob Anderson (Rutgers) vs Wisconsin (10/12/2024) [9-377]
Longest punt	
74	Atticus Bertrams (Wisconsin) at Southern California (09/28/2024)
Punting avg	
57	Rhys Dakin (Iowa) vs Washington (10/12/2024) [114-2]
Punt returns	
5	Kaden Wetjen (Iowa) vs Illinois St. (08/31/2024)
4	Kaden Wetjen (Iowa) vs Northwestern (10/26/2024)
4	Denzel Boston (Washington) vs Northwestern (09/21/2024)
4	Brandon Inniss (Ohio St.) vs Western Mich. (09/07/2024)
4	Brandon Inniss (Ohio St.) vs Akron (08/31/2024)
4	Mac Resetich (Illinois) vs Eastern Ill. (08/29/2024)
Punt return yards	
111	Kaden Wetjen (Iowa) vs Northwestern (10/26/2024)
109	Tez Johnson (Oregon) vs Boise St. (09/07/2024)
Longest punt return	
85	Kaden Wetjen (Iowa) vs Northwestern (10/26/2024)
85	Tez Johnson (Oregon) vs Boise St. (09/07/2024)
Punt return avg	
54.5	Tez Johnson (Oregon) vs Boise St. (09/07/2024) [109-2]
41	Koi Perich (Minnesota) at Michigan (09/28/2024) [82-2]
Kick returns	
5	Kaden Wetjen (Iowa) at Michigan St. (10/19/2024)
Kick return yards	
150	Joseph Himon II (Northwestern) at Washington (09/21/2024)
145	Kaden Wetjen (Iowa) at Michigan St. (10/19/2024)
Kick return avg	
60	Noah Whittington (Oregon) vs Boise St. (09/07/2024) [120-2]
50	Keith Reynolds (Washington) vs Southern California (11/02/2024) [50-1]
50	Joseph Himon II (Northwestern) at Washington (09/21/2024) [150-3]
Longest kick return	
100	Noah Whittington (Oregon) vs Boise St. (09/07/2024)
96	Joseph Himon II (Northwestern) at Washington (09/21/2024)
Kick return TDs	
1	Jayden Limar (Oregon) vs Boise St. (09/07/2024)
Combined PR/KR yards	
176	Kaden Wetjen (Iowa) vs Northwestern (10/26/2024) [111pr,65kr]
150	Joseph Himon II (Northwestern) at Washington (09/21/2024) [0pr,150kr]
Interceptions	
2	Carson Schwesinger (UCLA) vs Iowa (11/08/2024)
2	Carson Bruener (Washington) vs Southern California (11/02/2024)
2	Amare Ferrell (Indiana) at Michigan St. (11/02/2024)
2	D'Angelo Ponds (Indiana) vs Washington (10/26/2024)
2	Koi Perich (Minnesota) at UCLA (10/12/2024)
2	Kyndrich Breedlove (Purdue) at Wisconsin (10/05/2024)
2	Kerry Brown (Minnesota) vs Nevada (09/14/2024)
2	Xavier Scott (Illinois) vs Kansas (09/07/2024)
Interception return yds	
100	Charles Brantley (Michigan St.) vs Prairie View (09/14/2024)
96	Bryan Addison (UCLA) vs Oregon (09/28/2024)



2024-25 Big Ten Football
Conference Individual Game Highs
All games

Interception return avg	
100	Charles Brantley (Michigan St.) vs Prairie View (09/14/2024) [100-1]
96	Bryan Addison (UCLA) vs Oregon (09/28/2024) [96-1]
Longest interception rtn	
100	Charles Brantley (Michigan St.) vs Prairie View (09/14/2024)
96	Bryan Addison (UCLA) vs Oregon (09/28/2024)
All-purpose yards	
256	Makai Lemon (Southern California) vs Rutgers (10/25/2024)
228	Tyler Warren (Penn St.) at Southern California (10/12/2024)
Tackles	
16	Christian Alliegro (Wisconsin) at Iowa (11/02/2024) [7-9]
16	Kydran Jenkins (Purdue) at Oregon St. (09/21/2024) [8-8]
Sacks	
3	Aaron Graves (Iowa) vs Illinois St. (08/31/2024) [0-3]
2.5	Mikail Kamara (Indiana) at Michigan St. (11/02/2024) [1-2]
2.5	Gabe Jacas (Illinois) vs Michigan (10/19/2024) [1-2]
2.5	Jordan Burch (Oregon) vs Michigan St. (10/04/2024) [1-2]
2.5	Zach Durfee (Washington) vs Eastern Mich. (09/07/2024) [1-2]
Tackles for loss	
4.5	Mikail Kamara (Indiana) at Michigan St. (11/02/2024) [3-3]
4.5	Carson Schwesinger (UCLA) vs Minnesota (10/12/2024) [4-1]



**2024-25 Big Ten Football
Conference Individual Game Highs
All games**

200-Yard Rushing Performances

- 208 Kyle Monangai (Rutgers) vs Akron (09/07/2024)
- 206 Kaleb Johnson (Iowa) at Minnesota (09/21/2024)

100-Yard Rushing Performances

- 208 Kyle Monangai (Rutgers) vs Akron (09/07/2024)
- 206 Kaleb Johnson (Iowa) at Minnesota (09/21/2024)
- 198 Tawee Walker (Wisconsin) at Rutgers (10/12/2024)
- 187 Kaleb Johnson (Iowa) vs Iowa St. (09/07/2024)
- 173 Quinshon Judkins (Ohio St.) vs Marshall (09/21/2024)
- 173 Kaleb Johnson (Iowa) vs Troy (09/14/2024)
- 168 Devin Mockobee (Purdue) at Oregon St. (09/21/2024)
- 166 Kaleb Johnson (Iowa) vs Washington (10/12/2024)
- 166 Jordan James (Oregon) vs Michigan St. (10/04/2024)
- 165 Kyle Monangai (Rutgers) vs Howard (08/29/2024)
- 159 Kaleb Mullings (Michigan) vs Southern California (09/21/2024)
- 153 Kaleb Mullings (Michigan) vs Arkansas St. (09/14/2024)
- 148 Jonah Coleman (Washington) at Rutgers (09/27/2024)
- 144 Darius Taylor (Minnesota) vs Southern California (10/05/2024)
- 135 Kaleb Johnson (Iowa) vs Wisconsin (11/02/2024)
- 134 Woody Marks (Southern California) at Minnesota (10/05/2024)
- 132 Kyle Monangai (Rutgers) vs Washington (09/27/2024)
- 131 Darius Taylor (Minnesota) at Illinois (11/02/2024)
- 127 Jonah Coleman (Washington) vs Weber St. (08/31/2024)
- 126 Tawee Walker (Wisconsin) at Northwestern (10/19/2024)
- 125 T.J. Harden (UCLA) vs Iowa (11/08/2024)
- 124 Darius Taylor (Minnesota) vs Nevada (09/14/2024)
- 123 Woody Marks (Southern California) at Washington (11/02/2024)
- 123 Justice Ellison (Indiana) vs Washington (10/26/2024)
- 119 Nicholas Singleton (Penn St.) vs Bowling Green (09/07/2024)
- 119 Kaleb Johnson (Iowa) vs Illinois St. (08/31/2024)
- 118 Nate Carter (Michigan St.) at Michigan (10/26/2024)
- 118 Ryan Browne (Purdue) at Illinois (10/12/2024)
- 117 Jordan James (Oregon) at Michigan (11/02/2024)
- 117 Roman Hemby (Maryland) at Indiana (09/28/2024)
- 117 Justice Ellison (Indiana) vs Western Ill. (09/06/2024)
- 115 Jordan James (Oregon) vs Ohio St. (10/12/2024)
- 114 Nicholas Singleton (Penn St.) at West Virginia (08/31/2024)
- 111 Woody Marks (Southern California) vs Penn St. (10/12/2024)
- 111 Kaleb Mullings (Michigan) vs Minnesota (09/28/2024)
- 109 Kaleb Johnson (Iowa) vs Northwestern (10/26/2024)
- 108 Quinshon Judkins (Ohio St.) vs Western Mich. (09/07/2024)
- 108 Kaden Feagin (Illinois) vs Eastern Ill. (08/29/2024)
- 106 Kyle Monangai (Rutgers) vs UCLA (10/19/2024)
- 105 Justice Ellison (Indiana) vs Nebraska (10/19/2024)
- 104 Jonah Coleman (Washington) vs Southern California (11/02/2024)
- 104 Jonah Coleman (Washington) at Indiana (10/26/2024)
- 104 Jonah Coleman (Washington) vs Eastern Mich. (09/07/2024)
- 103 Jordan James (Oregon) at UCLA (09/28/2024)
- 103 Woody Marks (Southern California) vs Utah St. (09/07/2024)
- 102 Devin Mockobee (Purdue) at Illinois (10/12/2024)
- 102 Kaytron Allen (Penn St.) vs Illinois (09/28/2024)
- 102 Jordan James (Oregon) vs Boise St. (09/07/2024)
- 101 Kaytron Allen (Penn St.) vs Bowling Green (09/07/2024)
- 101 Kay'Ron Lynch-Adams (Michigan St.) vs Fla. Atlantic (08/30/2024)
- 100 Woody Marks (Southern California) at Michigan (09/21/2024)

Number of 100-Yard Rushing Performances



**2024-25 Big Ten Football
Conference Individual Game Highs
All games**

- 7 Kaleb Johnson, Iowa
- 5 Jordan James, Oregon
- 5 Jonah Coleman, Washington
- 5 Woody Marks, Southern California
- 4 Kyle Monangai, Rutgers
- 3 Kael Mullings, Michigan
- 3 Darius Taylor, Minnesota
- 3 Justice Ellison, Indiana
- 2 Tawee Walker, Wisconsin
- 2 Quinshon Judkins, Ohio St.
- 2 Devin Mockobee, Purdue
- 2 Nicholas Singleton, Penn St.
- 2 Kaytron Allen, Penn St.
- 1 T.J. Harden, UCLA
- 1 Nate Carter, Michigan St.
- 1 Ryan Browne, Purdue
- 1 Roman Hemby, Maryland
- 1 Kaden Feagin, Illinois
- 1 Kay'Ron Lynch-Adams, Michigan St.

500-Yard Passing Performances

400-Yard Passing Performances

300-Yard Passing Performances

- 391 Drew Allar (Penn St.) at Southern California (10/12/2024)
- 383 Ethan Garbers (UCLA) at Rutgers (10/19/2024)
- 380 Kurtis Rourke (Indiana) at Northwestern (10/05/2024)
- 380 Dillon Gabriel (Oregon) vs Idaho (08/31/2024)
- 379 Luke Altmyer (Illinois) vs Purdue (10/12/2024)
- 378 Miller Moss (Southern California) vs LSU (N) (09/01/2024)
- 373 Billy Edwards Jr. (Maryland) vs Southern California (10/19/2024)
- 363 Aidan Chiles (Michigan St.) at Maryland (09/07/2024)
- 359 Braedyn Locke (Wisconsin) vs Purdue (10/05/2024)
- 359 Kurtis Rourke (Indiana) vs Maryland (09/28/2024)
- 341 Dillon Gabriel (Oregon) vs Ohio St. (10/12/2024)
- 336 Miller Moss (Southern California) at Maryland (10/19/2024)
- 328 Billy Edwards Jr. (Maryland) vs Villanova (09/21/2024)
- 326 Will Howard (Ohio St.) at Oregon (10/12/2024)
- 320 Max Brosmer (Minnesota) vs Maryland (10/26/2024)
- 314 Will Rogers (Washington) vs Washington St. (N) (09/14/2024)
- 313 Athan Kaliakmanis (Rutgers) at Southern California (10/25/2024)
- 311 Billy Edwards Jr. (Maryland) vs UConn (08/31/2024)
- 309 Drew Allar (Penn St.) vs Kent St. (09/21/2024)
- 308 Miller Moss (Southern California) vs Rutgers (10/25/2024)
- 308 Miller Moss (Southern California) vs Wisconsin (09/28/2024)
- 307 Kurtis Rourke (Indiana) at UCLA (09/14/2024)
- 306 Will Rogers (Washington) at Rutgers (09/27/2024)

Number of 300-Yard Passing Performances

- 4 Miller Moss, Southern California
- 3 Kurtis Rourke, Indiana
- 3 Billy Edwards Jr., Maryland
- 2 Drew Allar, Penn St.
- 2 Dillon Gabriel, Oregon
- 2 Will Rogers, Washington
- 1 Ethan Garbers, UCLA
- 1 Luke Altmyer, Illinois
- 1 Aidan Chiles, Michigan St.
- 1 Braedyn Locke, Wisconsin



**2024-25 Big Ten Football
Conference Individual Game Highs
All games**

1	Will Howard, Ohio St.
1	Max Brosmer, Minnesota
1	Athan Kaliakmanis, Rutgers
200-Yard Receiving Performances	
224	Tyler Warren (Penn St.) at Southern California (10/12/2024)
100-Yard Receiving Performances	
224	Tyler Warren (Penn St.) at Southern California (10/12/2024)
194	Nick Marsh (Michigan St.) at Maryland (09/07/2024)
178	Tai Felton (Maryland) vs UConn (08/31/2024)
162	Giles Jackson (Washington) vs Washington St. (N) (09/14/2024)
157	Tai Felton (Maryland) vs Villanova (09/21/2024)
152	Tai Felton (Maryland) vs Michigan St. (09/07/2024)
149	Traeshon Holden (Oregon) at Michigan (11/02/2024)
149	Evan Stewart (Oregon) vs Ohio St. (10/12/2024)
146	Tyler Warren (Penn St.) vs Bowling Green (09/07/2024)
138	Jacob Gill (Iowa) at UCLA (11/08/2024)
137	Elijah Sarratt (Indiana) vs Western Ill. (09/06/2024)
135	Elijah Sarratt (Indiana) at Northwestern (10/05/2024)
134	Makai Lemon (Southern California) vs Rutgers (10/25/2024)
134	Trech Kekahuna (Wisconsin) vs Purdue (10/05/2024)
133	Max Klare (Purdue) at Illinois (10/12/2024)
131	Dymere Miller (Rutgers) at Southern California (10/25/2024)
131	Omar Cooper Jr. (Indiana) vs Western Ill. (09/06/2024)
128	Bryce Kirtz (Northwestern) vs Indiana (10/05/2024)
128	Elijah Sarratt (Indiana) vs Maryland (09/28/2024)
125	Denzel Boston (Washington) at Rutgers (09/27/2024)
123	Bryce Kirtz (Northwestern) at Maryland (10/11/2024)
121	Tez Johnson (Oregon) at UCLA (09/28/2024)
121	Denzel Boston (Washington) vs Northwestern (09/21/2024)
121	Isaiah Neyor (Nebraska) vs UTEP (08/31/2024)
119	Jeremiah Smith (Ohio St.) vs Western Mich. (09/07/2024)
117	Daniel Jackson (Minnesota) vs Maryland (10/26/2024)
117	Emeka Egbuka (Ohio St.) vs Marshall (09/21/2024)
117	Tai Felton (Maryland) at Virginia (09/14/2024)
117	A.J. Henning (Northwestern) vs Eastern Ill. (09/14/2024)
117	Harrison Wallace III (Penn St.) at West Virginia (08/31/2024)
116	Omari Evans (Penn St.) vs Kent St. (09/21/2024)
114	Keegan Jones (UCLA) at Rutgers (10/19/2024)
113	Nick Marsh (Michigan St.) vs Iowa (10/19/2024)
112	Colston Loveland (Michigan) vs Oregon (11/02/2024)
112	Daniel Jackson (Minnesota) vs Iowa (09/21/2024)
112	Evan Stewart (Oregon) vs Boise St. (09/07/2024)
111	Kaden Prather (Maryland) vs Southern California (10/19/2024)
110	Ian Strong (Rutgers) at Virginia Tech (09/21/2024)
110	Tez Johnson (Oregon) at Oregon St. (09/14/2024)
107	J.Michael Sturdivant (UCLA) vs Minnesota (10/12/2024)
107	Liam Clifford (Penn St.) vs UCLA (10/05/2024)
105	Ja'Kobi Lane (Southern California) vs Wisconsin (09/28/2024)
104	Tai Felton (Maryland) at Minnesota (10/26/2024)
104	Moliki Matavao (UCLA) at Rutgers (10/19/2024)
104	Pat Bryant (Illinois) vs Purdue (10/12/2024)
102	Zachariah Branch (Southern California) at Washington (11/02/2024)
102	Tez Johnson (Oregon) vs Illinois (10/26/2024)
102	Carnell Tate (Ohio St.) vs Nebraska (10/26/2024)
102	Pat Bryant (Illinois) vs Central Mich. (09/14/2024)
102	Rico Flores Jr. (UCLA) at Hawaii (08/31/2024)



2024-25 Big Ten Football
Conference Individual Game Highs
All games

100 Montorie Foster Jr. (Michigan St.) vs Iowa (10/19/2024)

100 Jeremiah Smith (Ohio St.) at Oregon (10/12/2024)

Number of 100-Yard Receiving Performances

- 5 Tai Felton, Maryland
- 3 Elijah Sarratt, Indiana
- 3 Tez Johnson, Oregon
- 2 Tyler Warren, Penn St.
- 2 Nick Marsh, Michigan St.
- 2 Evan Stewart, Oregon
- 2 Bryce Kirtz, Northwestern
- 2 Denzel Boston, Washington
- 2 Jeremiah Smith, Ohio St.
- 2 Daniel Jackson, Minnesota
- 2 Pat Bryant, Illinois
- 1 Giles Jackson, Washington
- 1 Traeshon Holden, Oregon
- 1 Jacob Gill, Iowa
- 1 Makai Lemon, Southern California
- 1 Trech Kekahuna, Wisconsin
- 1 Max Klare, Purdue
- 1 Dymere Miller, Rutgers
- 1 Omar Cooper Jr., Indiana
- 1 Isaiah Neyor, Nebraska
- 1 Emeka Egbuka, Ohio St.
- 1 A.J. Henning, Northwestern
- 1 Harrison Wallace III, Penn St.
- 1 Omari Evans, Penn St.
- 1 Keegan Jones, UCLA
- 1 Colston Loveland, Michigan
- 1 Kaden Prather, Maryland
- 1 Ian Strong, Rutgers
- 1 J.Michael Sturdivant, UCLA
- 1 Liam Clifford, Penn St.
- 1 Ja'Kobi Lane, Southern California
- 1 Moliki Matavao, UCLA
- 1 Zachariah Branch, Southern California
- 1 Carnell Tate, Ohio St.
- 1 Rico Flores Jr., UCLA
- 1 Montorie Foster Jr., Michigan St.



**2024-25 Big Ten Football
Conference Statistical Ranking Comparison
All games**

Team	Offense				Defense			
	Rushing	Passing	Total Off.	Scoring	Rushing	Passing	Total Def.	Scoring
Illinois	12	12	12	9	15	10	13	8
Indiana	2	2	2	1	1	8	3	3
Iowa	1	17	8	4	10	11	12	7
Maryland	16	3	7	8	7	18	16	17
Michigan	8	18	15	14	8	17	15	15
Michigan St.	14	11	14	15	9	5	6	13
Minnesota	15	7	11	7	12	7	8	6
Nebraska	13	10	13	13	5	9	4	5
Northwestern	17	16	18	16	6	14	10	10
Ohio St.	5	6	3	3	2	1	1	1
Oregon	4	1	1	2	11	6	7	4
Penn St.	3	8	5	5	4	4	2	2
Purdue	11	15	17	18	18	15	18	18
Rutgers	7	13	9	10	14	12	17	13
Southern California	10	5	6	6	13	13	14	11
UCLA	18	9	16	17	3	16	11	16
Washington	9	4	4	12	17	3	9	12
Wisconsin	6	14	10	11	16	2	5	9

Team	Kick ret.	Punt ret.	Interceptions	Sacks	TFL	Turnover Mar.
Illinois	15	3	15	3	16	5
Indiana	17	1	1	1	1	2
Iowa	1	2	5	9	13	2
Maryland	14	9	9	17	7	11
Michigan	5	7	8	2	2	14
Michigan St.	13	18	2	16	7	18
Minnesota	7	5	3	8	10	1
Nebraska	8	15	6	4	5	12
Northwestern	2	4	11	12	11	10
Ohio St.	16	8	12	6	2	6
Oregon	10	6	16	7	5	4
Penn St.	9	12	13	5	2	6
Purdue	12	10	18	10	12	17
Rutgers	18	10	14	11	15	6
Southern California	6	17	7	18	14	13
UCLA	11	16	4	15	7	14
Washington	4	13	10	14	17	6
Wisconsin	3	14	17	13	17	14



**2024-25 Big Ten Football
Individual Statistics
All games**

RUSHING (Minimum Games Played Pct. 75%, 10 Rushing Attempts/Game)

#	Player	G	Att.	Yds	Avg.	TD	Lg	Avg/g
1	Johnson, Kaleb - Iowa	10	188	1328	7.06	20	75	132.80
2	Monangai, Kyle - RU	8	172	931	5.41	10	62	116.38
3	Marks, Woody - USC	9	155	878	5.66	9	65	97.56
4	James, Jordan - Oregon	10	166	946	5.70	10	41	94.60
5	Coleman, Jonah - UW	10	152	913	6.01	7	64	91.30
6	Walker, Tawee - Wisc	8	142	676	4.76	10	55	84.50
7	Taylor, Darius - MINN	9	136	672	4.94	9	80	74.67
8	Mullings, Kalel - Mich	10	141	740	5.25	8	63	74.00
9	Judkins, Quinshon - OSU	9	106	647	6.10	6	86	71.89
10	Allen, Kaytron - PSU	9	133	634	4.77	5	26	70.44

TOTAL OFFENSE (Minimum Games Played Pct. 75%)

#	Player	G	Rush	Pass	Plays	Total	Yds/g
1	Gabriel, Dillon - Oregon	10	148	2848	363	2996	299.60
2	Edwards Jr., Billy - MD	9	95	2520	426	2615	290.56
3	Moss, Miller - USC	9	-18	2555	383	2537	281.89
4	Rourke, Kurtis - IND	9	17	2410	268	2427	269.67
5	Howard, Will - OSU	9	122	2237	293	2359	262.11
6	Garbers, Ethan - UCLA	8	126	1906	304	2032	254.00
7	Allar, Drew - PSU	9	172	2006	259	2178	242.00
8	Altmyer, Luke - Illini	9	148	1893	327	2041	226.78
9	Rogers, Will - UW	10	-79	2343	324	2264	226.40
10	Chiles, Aidan - MSU	9	170	1850	302	2020	224.44

PASSING AVG/GAME (Minimum Games Played Pct. 75%)

#	Player	G	Comp-att-int	Yds	TD	Avg/g
1	Gabriel, Dillon - Oregon	10	237-320-5	2848	22	284.80
2	Moss, Miller - USC	9	233-362-9	2555	18	283.89
3	Edwards Jr., Billy - MD	9	236-357-8	2520	14	280.00
4	Rourke, Kurtis - IND	9	171-238-4	2410	21	267.78
5	Howard, Will - OSU	9	171-231-5	2237	22	248.56
6	Garbers, Ethan - UCLA	8	162-250-11	1906	12	238.25
7	Rogers, Will - UW	10	207-290-5	2343	13	234.30
8	Brosmer, Max - MINN	10	218-325-4	2251	14	225.10
9	Allar, Drew - PSU	9	149-212-5	2006	13	222.89
10	Raiola, Dylan - Nebr	9	176-272-8	1921	10	213.44

SCORING (Minimum Games Played Pct. 75%)

#	Player	G	TD	FG	XPT	2XP	Pts	Pts/g
1	Johnson, Kaleb - Iowa	10	21	0	0	0	126	12.60
2	Radicic, Nicolas - IND	10	0	8	59	0	83	8.30
3	Walker, Tawee - Wisc	8	10	0	0	0	60	7.50
4	Kesich, Dragan - MINN	10	0	15	30	0	75	7.50
5	Monangai, Kyle - RU	8	10	0	0	0	60	7.50
6	Kim, Jonathan - MSU	9	0	17	16	0	67	7.44
7	Taylor, Darius - MINN	9	11	0	0	0	66	7.33
8	Olano, David - Illini	9	0	14	24	0	66	7.33
9	Lantz, Michael - USC	9	0	10	35	0	65	7.22
10	Stevens, Drew - Iowa	10	0	12	34	0	70	7.00

PASS EFFICIENCY (Minimum Games Played Pct. 75%, 15 Total Passes/Game)

#	Player	G	Comp-att-int	Yds	TD	Eff.
1	Rourke, Kurtis - IND	9	171-238-4	2410	21	182.66
2	Howard, Will - OSU	9	171-231-5	2237	22	182.47
3	Gabriel, Dillon - Oregon	10	237-320-5	2848	22	168.39
4	Allar, Drew - PSU	9	149-212-5	2006	13	165.28
5	Rogers, Will - UW	10	207-290-5	2343	13	150.59
6	Altmyer, Luke - Illini	9	157-250-3	1893	16	145.12
7	Brosmer, Max - MINN	10	218-325-4	2251	14	137.01
8	Garbers, Ethan - UCLA	8	162-250-11	1906	12	135.88
9	Moss, Miller - USC	9	233-362-9	2555	18	135.09
10	Edwards Jr., Billy - MD	9	236-357-8	2520	14	133.86

SCORING (TDs) (Minimum Games Played Pct. 75%, 1 Touchdowns)

#	Player	G	Run	Rec	Ret	Pts	Avg/g
1	Johnson, Kaleb - Iowa	10	20	1	0	126	12.60
2	Monangai, Kyle - RU	8	10	0	0	60	7.50
3	Walker, Tawee - Wisc	8	10	0	0	60	7.50
4	Taylor, Darius - MINN	9	9	2	0	66	7.33
5	Smith, Jeremiah - OSU	9	1	9	0	60	6.67
6	Johnson, Tez - Oregon	9	0	8	1	54	6.00
7	Marks, Woody - USC	9	9	0	0	54	6.00
8	James, Jordan - Oregon	10	10	0	0	60	6.00
9	Lawton, Ty Son - IND	10	9	0	0	54	5.40
10	Boston, Denzel - UW	10	0	9	0	54	5.40

RECEPTIONS/GAME (Minimum Games Played Pct. 75%)

#	Player	G	No.	Yds	TD	Lg	Yds/g	Rec/g
1	Felton, Tai - MD	9	80	979	6	75	108.78	8.89
2	Johnson, Tez - Oregon	9	64	649	8	52	72.11	7.11
3	Warren, Tyler - PSU	9	59	681	4	34	75.67	6.56
4	Jackson, Daniel - MINN	10	63	712	3	39	71.20	6.30
5	Jackson, Giles - UW	10	60	620	2	45	62.00	6.00
6	Loveland, Colston - Mich	9	53	560	4	36	62.22	5.89
7	Boston, Denzel - UW	10	55	717	9	51	71.70	5.50
8	Egbuka, Emeka - OSU	9	47	587	8	68	65.22	5.22
9	Prather, Kaden - MD	9	47	503	3	33	55.89	5.22
10	Taylor, Darius - MINN	9	45	312	2	22	34.67	5.00

SCORING (KICK) (Minimum Games Played Pct. 75%)

#	Player	G	PAT	FG	Pts	Avg/g
1	Radicic, Nicolas - IND	10	59-59	8-8	83	8.30
2	Kesich, Dragan - MINN	10	30-31	15-21	75	7.50
3	Kim, Jonathan - MSU	9	16-17	17-19	67	7.44
4	Olano, David - Illini	9	24-24	14-17	66	7.33
5	Lantz, Michael - USC	9	35-35	10-15	65	7.22
6	Stevens, Drew - Iowa	10	34-34	12-15	70	7.00
7	Fielding, Jayden - OSU	9	44-44	6-7	62	6.89
8	Gross, Grady - UW	10	21-21	15-23	66	6.60
9	Bhaghani, Mateen - UCLA	9	16-16	14-17	58	6.44
10	Howes, Jack - MD	9	26-27	10-14	56	6.22



**2024-25 Big Ten Football
Individual Statistics
All games**

RECEIVE YDS/GAME (Minimum Games Played Pct. 75%)

#	Player	G	No.	Yds	TD	Long	Avg/c	Yds/g
1	Felton, Tai - MD	9	80	979	6	75	12.24	108.78
2	Smith, Jeremiah - OSU	9	45	765	9	70	17.00	85.00
3	Warren, Tyler - PSU	9	59	681	4	34	11.54	75.67
4	Johnson, Tez - Oregon	9	64	649	8	52	10.14	72.11
5	Boston, Denzel - UW	10	55	717	9	51	13.04	71.70
6	Jackson, Daniel - MINN	10	63	712	3	39	11.30	71.20
7	Marsh, Nick - MSU	8	33	553	3	77	16.76	69.13
8	Sarratt, Elijah - IND	10	38	685	6	71	18.03	68.50
9	Egbuka, Emeka - OSU	9	47	587	8	68	12.49	65.22
10	Bryant, Pat - Illini	9	39	582	7	37	14.92	64.67

PUNT RETURN AVG (Minimum Games Played Pct. 75%)

#	Player	G	No.	Yds	TD	Long	Avg.
1	Williams, Ke'Shawn - IND	10	2	36	0	22	18.00
2	Kirtz, Bryce - NU	7	2	36	0	23	18.00
3	Felton, Tai - MD	9	1	17	0	17	17.00

KICK RETURN AVG (Minimum Games Played Pct. 75%)

#	Player	G	No.	Yds	TD	Long	Avg.
1	Whittington, Noah - Oregon	10	5	182	0	100	36.40
2	Taylor, Joe - Mich	8	1	29	0	29	29.00
3	Lemon, Makai - USC	8	8	231	0	80	28.88

ALL PURPOSE (Minimum Games Played Pct. 75%)

#	Player	G	Rush	Rcv	PR	KR	Yds	Avg/g
1	Johnson, Kaleb - Iowa	10	1328	109	0	0	1437	143.70
2	Marks, Woody - USC	9	878	260	0	0	1138	126.44
3	Coleman, Jonah - UW	10	913	150	0	0	1063	106.30
4	James, Jordan - Oregon	10	946	117	0	0	1063	106.30
5	Felton, Tai - MD	9	23	979	17	0	1019	113.22
6	Taylor, Darius - MINN	9	672	312	0	0	984	109.33
7	Monangai, Kyle - RU	8	931	49	0	0	980	122.50
8	Singleton, Nicholas - PSU	8	543	218	0	219	980	122.50
9	Mullings, Kaleb - Mich	10	740	18	0	74	832	83.20
10	Wetjen, Kaden - Iowa	10	33	33	271	480	817	81.70

PUNTING (Minimum Games Played Pct. 75%, 3.6 Punts/Game)

#	Player	G	No.	Yds	Lg	I20	50+	TB	Avg.
1	McFerson, Bryce - MD	9	37	1715	64	19	15	2	46.35
2	Bertrams, Atticus - Wisc	9	39	1786	74	16	12	3	45.79
3	Dakin, Rhys - Iowa	10	48	2158	61	22	14	5	44.96
4	Crimmins, Keelan - Purdue	9	44	1970	64	11	8	2	44.77
5	Crawford, Mark - MINN	10	41	1778	58	14	6	1	43.37
6	Akers, Luke - NU	9	39	1679	58	15	6	1	43.05
7	Anderson, Jakob - RU	9	38	1623	61	13	5	4	42.71
8	Doman, Tommy - Mich	10	45	1898	58	14	9	3	42.18

FIELD GOALS (Minimum Games Played Pct. 75%)

#	Player	G	Made	Att.	Long	Pct.	Avg.
1	Kim, Jonathan - MSU	9	17	19	55	89.47	1.89
2	Olano, David - Illini	9	14	17	50	82.35	1.56
3	Bhaghani, Mateen - UCLA	9	14	17	57	82.35	1.56
4	Kesich, Dragan - MINN	10	15	21	53	71.43	1.50
5	Gross, Grady - UW	10	15	23	45	65.22	1.50
6	Zvada, Dominic - Mich	10	13	14	56	92.86	1.30
7	Stevens, Drew - Iowa	10	12	15	51	80.00	1.20
8	Barker, Ryan - PSU	7	8	9	44	88.89	1.14
9	Howes, Jack - MD	9	10	14	46	71.43	1.11

FIELD GOAL PCT (Minimum Games Played Pct. 75%)

#	Player	G	Made	Att.	Long	Pct.
1	Radicic, Nicolas - IND	10	8	8	41	100.00
2	Zvada, Dominic - Mich	10	13	14	56	92.86
3	Kim, Jonathan - MSU	9	17	19	55	89.47
4	Barker, Ryan - PSU	7	8	9	44	88.89
5	Fielding, Jayden - OSU	9	6	7	46	85.71
6	Sappington, Atticus - Oregon	10	10	12	42	83.33
7	Olano, David - Illini	9	14	17	50	82.35
8	Bhaghani, Mateen - UCLA	9	14	17	57	82.35
9	Stevens, Drew - Iowa	10	12	15	51	80.00



2024-25 Big Ten Football
Individual Statistics
All games

PAT KICKING PCT (Minimum Games Played Pct. 75%)

#	Player	G	Made	Att.	Pct.
1	Stevens, Drew - Iowa	10	34	34	100.00
2	Bhaghani, Mateen - UCLA	9	16	16	100.00
3	Akers, Luke - NU	9	8	8	100.00
4	Lantz, Michael - USC	9	35	35	100.00
5	Vakos, Nathaniel - Wisc	9	27	27	100.00
6	Fielding, Jayden - OSU	9	44	44	100.00
7	Gross, Grady - UW	10	21	21	100.00
8	Radacic, Nicolas - IND	10	59	59	100.00
9	Olano, David - Illini	9	24	24	100.00



**2024-25 Big Ten Football
Individual Statistics
All games**

TACKLES (All positions) (Minimum Games Played Pct. 75%)

#	Player	G	Pos	Solo	Ast	Total	Avg/g
1	Schwesinger, Carson - UCLA	9	LB	59	33	92	10.22
2	Fisher, Aiden - IND	10	LB	37	61	98	9.80
3	Higgins, Jay - Iowa	10	LB	41	57	98	9.80
4	Djabome, Dariel - RU	9	LB	38	45	83	9.22
5	Thieneman, Dillon - Purdue	9	DB	50	25	75	8.33
6	Mascarenas-Arnold, Easton - USC	9	LB	41	33	74	8.22
7	Bruener, Carson - UW	10	LB	41	37	78	7.80
8	Jackson, Nick - Iowa	10	LB	36	40	76	7.60
9	Lindenberg, Cody - MINN	10	LB	37	39	76	7.60
10	Hausmann, Ernest - Mich	10	LB	44	26	70	7.00
11	Rosiek, Dylan - Illini	9	LB	26	37	63	7.00
12	Jenkins, Kydran - Purdue	9	LB	38	24	62	6.89
13	Uihlein, Mac - NU	9	LB	39	20	59	6.56
14	Cobb, Mason - USC	8	LB	21	31	52	6.50
15	Bailey, Matthew - Illini	9	DB	28	30	58	6.44
16	Styles, Sonny - OSU	9	LB	23	34	57	6.33
17	Reed, Jaylen - PSU	9	S	33	24	57	6.33
18	Mueller, Xander - NU	7	LB	23	20	43	6.14
19	Simon, Cody - OSU	8	LB	23	26	49	6.13
20	Medrano, Kain - UCLA	9	LB	38	17	55	6.11
21	Boettcher, Bryce - Oregon	10	LB	31	29	60	6.00
22	Baranowski, Maverick - MINN	8	LB	13	35	48	6.00
23	Tuputala, Alphonzo - UW	10	LB	32	27	59	5.90
24	Barham, Jaishawn - Mich	10	LB	37	22	59	5.90
25	Walker, Jailin - IND	10	LB	28	31	59	5.90
26	Gifford, Isaac - Nebr	9	DB	23	30	53	5.89
27	Wheatley, Zakee - PSU	9	S	37	16	53	5.89
28	Smith, Jaylin - USC	7	CB	26	15	41	5.86
29	Jacas, Gabe - Illini	9	LB	29	23	52	5.78
30	Thomas, Jaheim - Wisc	9	LB	24	28	52	5.78
31	Turner, Jordan - MSU	9	LB	27	24	51	5.67
32	Wohler, Hunter - Wisc	9	S	34	17	51	5.67
33	Singleton, DeShon - Nebr	9	DB	35	15	50	5.56
34	Brown, Kerry - MINN	9	DB	23	26	49	5.44
35	Bullock, John - Nebr	9	LB	23	26	49	5.44
36	Trader Jr., Dante - MD	7	DB	18	20	38	5.43
37	Stevens, Antonio - Purdue	7	DB	23	15	38	5.43
38	Asbury II, Shawn - IND	10	DB	21	33	54	5.40
39	King, Kobe - PSU	9	LB	27	21	48	5.33
40	Ramsey, Kamari - USC	7	S	27	10	37	5.29
41	Dixon, Flip - RU	8	DB	20	21	41	5.13
42	Igbinosun, Desmond - RU	9	DB	21	25	46	5.11
43	Ransom, Lathan - OSU	8	S	22	18	40	5.00
44	Scott, Miles - Illini	9	DB	28	17	45	5.00
45	Spencer, Malik - MSU	9	S	28	16	44	4.89
46	Hyppolite II, Ruben - MD	9	LB	20	24	44	4.89
47	Chaney, Jake - Wisc	9	LB	21	23	44	4.89
48	Oladejo, Oluwafemi - UCLA	9	LB	20	24	44	4.89
49	Johnson, Theran - NU	9	DB	34	10	44	4.89
50	Arnold, Akili - USC	8	S	23	16	39	4.88

SACKS (Minimum Games Played Pct. 75%)

#	Player	G	Pos	Solo	Ast	Total	Avg/g
1	Kamara, Mikail - IND	10	DL	9	1	9.5	0.95
2	Carter, Abdul - PSU	9	LB	8	0	8	0.89
3	Uiagalelei, Matayo - Oregon	10	DE	7	1	7.5	0.75
4	Jacas, Gabe - Illini	9	LB	6	1	6.5	0.72
5	Stewart, Josaiah - Mich	9	DE	6	1	6.5	0.72
6	Jenkins, Kydran - Purdue	9	LB	4	3	5.5	0.61
7	Tuimoloau, JT - OSU	9	DL	3	4	5	0.56
8	Robinson, Ty - Nebr	9	DL	5	0	5	0.56
9	Heldt, Will - Purdue	9	DE	4	2	5	0.56
10	Graves, Aaron - Iowa	10	DL	5	0	5	0.50
11	Joyner, Jah - MINN	10	DL	4	1	4.5	0.45
12	Guy, T.J. - Mich	10	DE	4	1	4.5	0.45
13	Hubbard, Aidan - NU	9	DL	3	2	4	0.44
14	Williams, James - Nebr	9	DL	4	0	4	0.44
15	Smith, Anthony - MINN	10	DL	4	0	4	0.40
16	Carpenter, James - IND	10	DL	4	0	4	0.40
17	Sherman, MJ - Nebr	9	LB	3	1	3.5	0.39
18	Oladejo, Oluwafemi - UCLA	9	LB	3	1	3.5	0.39
19	Hamilton, Kyonte - RU	9	DL	3	1	3.5	0.39
20	Wyatt, Kellan - MD	8	LB	3	0	3	0.38

TACKLES FOR LOSS (Minimum Games Played Pct. 75%, 1.25 Total

Tackles For Loss/Game)

#	Player	G	Pos	Solo	Ast	Total	Avg/g
1	Carter, Abdul - PSU	9	LB	13	5	15.5	1.72
2	Kamara, Mikail - IND	10	DL	12	5	14.5	1.45



**2024-25 Big Ten Football
Individual Statistics
All games**

FUMBLES FORCED (Minimum Games Played Pct. 75%)

#	Player	G	No.	Avg/g
1	Jacas, Gabe - Illini	9	3	0.33
2	Ramsey, Kamari - USC	7	2	0.29
3	Wyatt, Kellan - MD	8	2	0.25
4	McGahee IV, Willis - Nebr	8	2	0.25
5	Ransom, Lathan - OSU	8	2	0.25
6	Metz, Greyson - NU	9	2	0.22
7	Rogers, Eric - RU	9	2	0.22
8	Rosiek, Dylan - Illini	9	2	0.22
9	Medrano, Kain - UCLA	9	2	0.22
10	Stewart, Josaiah - Mich	9	2	0.22

FUMBLES RECOVERED (Minimum Games Played Pct. 75%)

#	Player	G	No.	Avg/g
1	Kamara, Mikail - IND	10	3	0.30
2	Sawyer, Jack - OSU	9	2	0.22
3	Grant, Kenneth - Mich	10	2	0.20
4	Mueller, Xander - NU	7	1	0.14
5	Walters, Damon - NU	7	1	0.14
6	Butler, Jimari - Nebr	8	1	0.13
7	Simon, Cody - OSU	8	1	0.13
8	Tuliaupupu, Solomon - USC	8	1	0.13
9	Fuller, Quashon - MD	8	1	0.13
10	Ransom, Lathan - OSU	8	1	0.13

PASSES DEFENDED (Minimum Games Played Pct. 75%)

#	Player	G	Brup	Int.	Total	Avg/g
1	Walley, Justin - MINN	8	9	2	11	1.38
2	Johnson, Theran - NU	9	10	2	12	1.33
3	Brantley, Charles - MSU	9	7	3	10	1.11
4	Harris, Jermari - Iowa	10	7	3	10	1.00
5	Longerbeam, Robert - RU	8	7	1	8	1.00
6	Dixon, Thaddeus - UW	10	8	1	9	0.90
7	Muhammad, Jabbar - Oregon	10	9	0	9	0.90
8	Robinson, Ethan - MINN	10	6	3	9	0.90
9	Loyal, Shaquan - RU	9	6	2	8	0.89
10	Hill, Jyaire - Mich	9	7	1	8	0.89
11	Hartzog Jr., Malcolm - Nebr	8	3	4	7	0.88
12	Berry, Zeke - Mich	10	6	2	8	0.80
13	Bruener, Carson - UW	10	5	3	8	0.80
14	Ponds, D'Angelo - IND	10	6	2	8	0.80
15	Wallace, K.J. - UCLA	9	7	0	7	0.78
16	Scott, Xavier - Illini	9	4	3	7	0.78
17	Breedlove, Kyndrich - Purdue	9	4	3	7	0.78
18	Ramsey, Kamari - USC	7	5	0	5	0.71
19	Lindenberg, Cody - MINN	10	6	1	7	0.70
20	Joyner, Jah - MINN	10	7	0	7	0.70

INTERCEPTIONS (Minimum Games Played Pct. 75%)

#	Player	G	No.	Yds	TD	Long	Avg/g
1	Hartzog Jr., Malcolm - Nebr	8	4	75	0	34	0.50
2	Perich, Koi - MINN	10	5	63	0	45	0.50
3	Ferrell, Amare - IND	10	4	35	0	20	0.40
4	Miller, Glendon - MD	8	3	28	0	28	0.38
5	Reed, Jaylen - PSU	9	3	50	1	22	0.33
6	Scott, Xavier - Illini	9	3	50	1	30	0.33
7	Huskey, Jalen - MD	9	3	37	0	37	0.33
8	Brantley, Charles - MSU	9	3	101	1	100	0.33
9	Breedlove, Kyndrich - Purdue	9	3	0	0	0	0.33
10	Harris, Jermari - Iowa	10	3	60	1	32	0.30



**2024-25 Big Ten Football
Extended Individual Statistics
All games**

TOTAL OFFENSE (Minimum Games Played Pct. 75%)

#	Player	G	Rush	Pass	Plays	Total	Yds/g
1	Gabriel, Dillon - Oregon	10	148	2848	363	2996	299.60
2	Edwards Jr., Billy - MD	9	95	2520	426	2615	290.56
3	Moss, Miller - USC	9	-18	2555	383	2537	281.89
4	Rourke, Kurtis - IND	9	17	2410	268	2427	269.67
5	Howard, Will - OSU	9	122	2237	293	2359	262.11
6	Garbers, Ethan - UCLA	8	126	1906	304	2032	254.00
7	Allar, Drew - PSU	9	172	2006	259	2178	242.00
8	Altmyer, Luke - Illini	9	148	1893	327	2041	226.78
9	Rogers, Will - UW	10	-79	2343	324	2264	226.40
10	Chiles, Aidan - MSU	9	170	1850	302	2020	224.44

TOTAL OFFENSE AVG/PLAY (Minimum Games Played Pct. 75%)

#	Player	G	Rush	Pass	Plays	Total	Yds/p
1	Arkin, Tanner - Illini	9	36	0	1	36	4.00
2	Buschini, Brian - Nebr	9	0	30	1	30	3.33
3	Jackson, Elijah - Purdue	8	96	0	5	96	2.40
4	Smith, Jeremiah - OSU	9	33	0	2	33	1.83
5	Johnson, Aziah - MSU	9	15	0	1	15	1.67
6	Bertrams, Atticus - Wisc	9	15	0	1	15	1.67
7	Barney Jr., Jacory - Nebr	9	119	0	9	119	1.47
8	Morrisette, De'Nylon - Purdue	8	11	0	1	11	1.38
9	Clifford, Liam - PSU	9	12	0	1	12	1.33
10	Felton, Tai - MD	9	23	0	2	23	1.28

TOTAL OFFENSE PLAYS

#	Player	G	Rush	Pass	Plays	Total	Yds/g
1	Edwards Jr., Billy - MD	9	95	2520	426	2615	290.56
2	Moss, Miller - USC	9	-18	2555	383	2537	281.89
3	Brosmer, Max - MINN	10	-29	2251	382	2222	222.20
4	Gabriel, Dillon - Oregon	10	148	2848	363	2996	299.60
5	Kaliakmanis, Athan - RU	9	106	1890	331	1996	221.78
6	Altmyer, Luke - Illini	9	148	1893	327	2041	226.78
7	Rogers, Will - UW	10	-79	2343	324	2264	226.40
8	Raiola, Dylan - Nebr	9	-68	1921	307	1853	205.89
9	Garbers, Ethan - UCLA	8	126	1906	304	2032	254.00
10	Chiles, Aidan - MSU	9	170	1850	302	2020	224.44

TOTAL OFFENSE YARDS

#	Player	G	Rush	Pass	Plays	Total	Yds/g
1	Edwards Jr., Billy - MD	9	95	2520	426	2615	290.56
2	Moss, Miller - USC	9	-18	2555	383	2537	281.89
3	Brosmer, Max - MINN	10	-29	2251	382	2222	222.20
4	Gabriel, Dillon - Oregon	10	148	2848	363	2996	299.60
5	Kaliakmanis, Athan - RU	9	106	1890	331	1996	221.78
6	Altmyer, Luke - Illini	9	148	1893	327	2041	226.78
7	Rogers, Will - UW	10	-79	2343	324	2264	226.40
8	Raiola, Dylan - Nebr	9	-68	1921	307	1853	205.89
9	Garbers, Ethan - UCLA	8	126	1906	304	2032	254.00
10	Chiles, Aidan - MSU	9	170	1850	302	2020	224.44

ALL PURPOSE (Minimum Games Played Pct. 75%)

#	Player	G	Rush	Rcv	PR	KR	Yds	Avg/g
1	Johnson, Kaleb - Iowa	10	1328	109	0	0	1437	143.70
2	Marks, Woody - USC	9	878	260	0	0	1138	126.44
3	Coleman, Jonah - UW	10	913	150	0	0	1063	106.30
4	James, Jordan - Oregon	10	946	117	0	0	1063	106.30
5	Felton, Tai - MD	9	23	979	17	0	1019	113.22
6	Taylor, Darius - MINN	9	672	312	0	0	984	109.33
7	Monangai, Kyle - RU	8	931	49	0	0	980	122.50
8	Singleton, Nicholas - PSU	8	543	218	0	219	980	122.50
9	Mullings, Kalel - Mich	10	740	18	0	74	832	83.20
10	Wetjen, Kaden - Iowa	10	33	33	271	480	817	81.70

SCORING (Minimum Games Played Pct. 75%)

#	Player	G	TD	FG	XPT	2XP	Pts	Pts/g
1	Johnson, Kaleb - Iowa	10	21	0	0	0	126	12.60
2	Radicic, Nicolas - IND	10	0	8	59	0	83	8.30
3	Walker, Tawee - Wisc	8	10	0	0	0	60	7.50
4	Kesich, Dragan - MINN	10	0	15	30	0	75	7.50
5	Monangai, Kyle - RU	8	10	0	0	0	60	7.50
6	Kim, Jonathan - MSU	9	0	17	16	0	67	7.44
7	Taylor, Darius - MINN	9	11	0	0	0	66	7.33
8	Olano, David - Illini	9	0	14	24	0	66	7.33
9	Lantz, Michael - USC	9	0	10	35	0	65	7.22
10	Stevens, Drew - Iowa	10	0	12	34	0	70	7.00

SCORING (TDs) (Minimum 1 Touchdowns)

#	Player	G	Run	Rec	Ret	Pts	Avg/g
1	Johnson, Kaleb - Iowa	10	20	1	0	126	12.60
2	Monangai, Kyle - RU	8	10	0	0	60	7.50
3	Walker, Tawee - Wisc	8	10	0	0	60	7.50
4	Taylor, Darius - MINN	9	9	2	0	66	7.33
5	Smith, Jeremiah - OSU	9	1	9	0	60	6.67
6	Johnson, Tez - Oregon	9	0	8	1	54	6.00
7	James, Jordan - Oregon	10	10	0	0	60	6.00
8	Marks, Woody - USC	9	9	0	0	54	6.00
9	Boston, Denzel - UW	10	0	9	0	54	5.40
10	Lawton, Ty Son - IND	10	9	0	0	54	5.40

SCORING (KICK) (Minimum Games Played Pct. 75%)

#	Player	G	PAT	FG	Pts	Avg/g
1	Radicic, Nicolas - IND	10	59-59	8-8	83	8.30
2	Kesich, Dragan - MINN	10	30-31	15-21	75	7.50
3	Kim, Jonathan - MSU	9	16-17	17-19	67	7.44
4	Olano, David - Illini	9	24-24	14-17	66	7.33
5	Lantz, Michael - USC	9	35-35	10-15	65	7.22
6	Stevens, Drew - Iowa	10	34-34	12-15	70	7.00
7	Fielding, Jayden - OSU	9	44-44	6-7	62	6.89
8	Gross, Grady - UW	10	21-21	15-23	66	6.60
9	Bhaghani, Mateen - UCLA	9	16-16	14-17	58	6.44
10	Howes, Jack - MD	9	26-27	10-14	56	6.22



**2024-25 Big Ten Football
Extended Individual Statistics
All games**

TOTAL OFFENSE TDS

#	Player	G	Rush	Pass	Total
1	Gabriel, Dillon - Oregon	10	148	2848	28
2	Howard, Will - OSU	9	122	2237	28
3	Rourke, Kurtis - IND	9	17	2410	23
4	Moss, Miller - USC	9	-18	2555	20
5	Johnson, Kaleb - Iowa	10	1328	0	20
6	Edwards Jr., Billy - MD	9	95	2520	19
7	Brosmer, Max - MINN	10	-29	2251	18
8	Altmyer, Luke - Illini	9	148	1893	18
9	Allar, Drew - PSU	9	172	2006	16
10	Garbers, Ethan - UCLA	8	126	1906	13

RUSHING (Minimum 10 Rushing Attempts/Game, Games Played Pct. 75%)

#	Player	G	Att.	Yds	Avg.	TD	Lg	Avg/g
1	Johnson, Kaleb - Iowa	10	188	1328	7.06	20	75	132.80
2	Monangai, Kyle - RU	8	172	931	5.41	10	62	116.38
3	Marks, Woody - USC	9	155	878	5.66	9	65	97.56
4	James, Jordan - Oregon	10	166	946	5.70	10	41	94.60
5	Coleman, Jonah - UW	10	152	913	6.01	7	64	91.30
6	Walker, Tawee - Wisc	8	142	676	4.76	10	55	84.50
7	Taylor, Darius - MINN	9	136	672	4.94	9	80	74.67
8	Mullings, Kael - Mich	10	141	740	5.25	8	63	74.00
9	Judkins, Quinshon - OSU	9	106	647	6.10	6	86	71.89
10	Allen, Kaytron - PSU	9	133	634	4.77	5	26	70.44

YARDS PER RUSH (Minimum 10 Rushing Attempts/Game, Games Played Pct. 75%)

#	Player	G	Att.	Yds	Avg.	TD	Lg	Avg/g
1	Johnson, Kaleb - Iowa	10	188	1328	7.06	20	75	132.80
2	Singleton, Nicholas - PSU	8	88	543	6.17	3	41	67.88
3	Judkins, Quinshon - OSU	9	106	647	6.10	6	86	71.89
4	Coleman, Jonah - UW	10	152	913	6.01	7	64	91.30
5	Mockobee, Devin - Purdue	9	104	612	5.88	3	63	68.00
6	Ellison, Justice - IND	10	120	686	5.72	9	47	68.60
7	James, Jordan - Oregon	10	166	946	5.70	10	41	94.60
8	Marks, Woody - USC	9	155	878	5.66	9	65	97.56
9	Monangai, Kyle - RU	8	172	931	5.41	10	62	116.38
10	Mullings, Kael - Mich	10	141	740	5.25	8	63	74.00

RUSH ATTEMPTS (Minimum 10 Rushing Attempts/Game)

#	Player	G	Att.	Yds	Avg.	TD	Lg	Avg/g
1	Johnson, Kaleb - Iowa	10	188	1328	7.06	20	75	132.80
2	Monangai, Kyle - RU	8	172	931	5.41	10	62	116.38
3	James, Jordan - Oregon	10	166	946	5.70	10	41	94.60
4	Marks, Woody - USC	9	155	878	5.66	9	65	97.56
5	Coleman, Jonah - UW	10	152	913	6.01	7	64	91.30
6	Walker, Tawee - Wisc	8	142	676	4.76	10	55	84.50
7	Mullings, Kael - Mich	10	141	740	5.25	8	63	74.00
8	Taylor, Darius - MINN	9	136	672	4.94	9	80	74.67
9	Allen, Kaytron - PSU	9	133	634	4.77	5	26	70.44
10	Ellison, Justice - IND	10	120	686	5.72	9	47	68.60

RUSH YARDS (Minimum 10 Rushing Attempts/Game)

#	Player	G	Att.	Yds	Avg.	TD	Lg	Avg/g
1	Johnson, Kaleb - Iowa	10	188	1328	7.06	20	75	132.80
2	James, Jordan - Oregon	10	166	946	5.70	10	41	94.60
3	Monangai, Kyle - RU	8	172	931	5.41	10	62	116.38
4	Coleman, Jonah - UW	10	152	913	6.01	7	64	91.30
5	Marks, Woody - USC	9	155	878	5.66	9	65	97.56
6	Mullings, Kael - Mich	10	141	740	5.25	8	63	74.00
7	Ellison, Justice - IND	10	120	686	5.72	9	47	68.60
8	Walker, Tawee - Wisc	8	142	676	4.76	10	55	84.50
9	Taylor, Darius - MINN	9	136	672	4.94	9	80	74.67
10	Judkins, Quinshon - OSU	9	106	647	6.10	6	86	71.89

RUSHING TDS (Minimum 10 Rushing Attempts/Game)

#	Player	G	Att.	Yds	Avg.	TD	Lg	Avg/g
1	Johnson, Kaleb - Iowa	10	188	1328	7.06	20	75	132.80
2	James, Jordan - Oregon	10	166	946	5.70	10	41	94.60
3	Walker, Tawee - Wisc	8	142	676	4.76	10	55	84.50
4	Monangai, Kyle - RU	8	172	931	5.41	10	62	116.38
5	Lawton, Ty Son - IND	10	106	508	4.79	9	29	50.80
6	Marks, Woody - USC	9	155	878	5.66	9	65	97.56
7	Ellison, Justice - IND	10	120	686	5.72	9	47	68.60
8	Taylor, Darius - MINN	9	136	672	4.94	9	80	74.67
9	Dowdell, Dante - Nebr	9	112	471	4.21	8	38	52.33
10	Mullings, Kael - Mich	10	141	740	5.25	8	63	74.00

PASSING Avg/GAME (Minimum Games Played Pct. 75%)

#	Player	G	Comp-att-int	Yds	TD	Avg/g
1	Gabriel, Dillon - Oregon	10	237-320-5	2848	22	284.80
2	Moss, Miller - USC	9	233-362-9	2555	18	283.89
3	Edwards Jr., Billy - MD	9	236-357-8	2520	14	280.00
4	Rourke, Kurtis - IND	9	171-238-4	2410	21	267.78
5	Howard, Will - OSU	9	171-231-5	2237	22	248.56
6	Garbers, Ethan - UCLA	8	162-250-11	1906	12	238.25
7	Rogers, Will - UW	10	207-290-5	2343	13	234.30
8	Brosmer, Max - MINN	10	218-325-4	2251	14	225.10
9	Allar, Drew - PSU	9	149-212-5	2006	13	222.89
10	Raiola, Dylan - Nebr	9	176-272-8	1921	10	213.44

PASSING YARDS

#	Player	G	Comp-att-int	Yds	TD	Avg/g
1	Gabriel, Dillon - Oregon	10	237-320-5	2848	22	284.80
2	Moss, Miller - USC	9	233-362-9	2555	18	283.89
3	Edwards Jr., Billy - MD	9	236-357-8	2520	14	280.00
4	Rourke, Kurtis - IND	9	171-238-4	2410	21	267.78
5	Rogers, Will - UW	10	207-290-5	2343	13	234.30
6	Brosmer, Max - MINN	10	218-325-4	2251	14	225.10
7	Howard, Will - OSU	9	171-231-5	2237	22	248.56
8	Allar, Drew - PSU	9	149-212-5	2006	13	222.89
9	Raiola, Dylan - Nebr	9	176-272-8	1921	10	213.44
10	Garbers, Ethan - UCLA	8	162-250-11	1906	12	238.25



**2024-25 Big Ten Football
Extended Individual Statistics
All games**

PASS EFFICIENCY (Minimum 15 Total Passes/Game, Games Played Pct. 75%)

#	Player	G	Comp-att-int	Yds	TD	Eff
1	Rourke, Kurtis - IND	9	171-238-4	2410	21	182.66
2	Howard, Will - OSU	9	171-231-5	2237	22	182.47
3	Gabriel, Dillon - Oregon	10	237-320-5	2848	22	168.39
4	Allar, Drew - PSU	9	149-212-5	2006	13	165.28
5	Rogers, Will - UW	10	207-290-5	2343	13	150.59
6	Altmyer, Luke - Illini	9	157-250-3	1893	16	145.12
7	Brosmer, Max - MINN	10	218-325-4	2251	14	137.01
8	Garbers, Ethan - UCLA	8	162-250-11	1906	12	135.88
9	Moss, Miller - USC	9	233-362-9	2555	18	135.09
10	Edwards Jr., Billy - MD	9	236-357-8	2520	14	133.86

PASS ATTEMPTS

#	Player	G	Comp-att-int	Yds	TD	Avg/g
1	Moss, Miller - USC	9	233-362-9	2555	18	283.89
2	Edwards Jr., Billy - MD	9	236-357-8	2520	14	280.00
3	Brosmer, Max - MINN	10	218-325-4	2251	14	225.10
4	Gabriel, Dillon - Oregon	10	237-320-5	2848	22	284.80
5	Rogers, Will - UW	10	207-290-5	2343	13	234.30
6	Kaliakmanis, Athan - RU	9	148-275-6	1890	12	210.00
7	Raiola, Dylan - Nebr	9	176-272-8	1921	10	213.44
8	Garbers, Ethan - UCLA	8	162-250-11	1906	12	238.25
9	Altmyer, Luke - Illini	9	157-250-3	1893	16	210.33
10	Rourke, Kurtis - IND	9	171-238-4	2410	21	267.78

PASS YDS/COMP. (Minimum 15 Total Passes/Game, Games Played Pct. 75%)

#	Player	G	Comp-att-int	Yds	TD	Avg/c
1	Rourke, Kurtis - IND	9	171-238-4	2410	21	14.09
2	Allar, Drew - PSU	9	149-212-5	2006	13	13.46
3	Chiles, Aidan - MSU	9	141-229-11	1850	8	13.12
4	Howard, Will - OSU	9	171-231-5	2237	22	13.08
5	Kaliakmanis, Athan - RU	9	148-275-6	1890	12	12.77
6	Locke, Braedyn - Wisc	8	117-206-8	1418	8	12.12
7	Altmyer, Luke - Illini	9	157-250-3	1893	16	12.06
8	Gabriel, Dillon - Oregon	10	237-320-5	2848	22	12.02
9	Garbers, Ethan - UCLA	8	162-250-11	1906	12	11.77
10	Rogers, Will - UW	10	207-290-5	2343	13	11.32

PASS COMPLETIONS

#	Player	G	Comp-att-int	Yds	TD	Avg/g
1	Gabriel, Dillon - Oregon	10	237-320-5	2848	22	284.80
2	Edwards Jr., Billy - MD	9	236-357-8	2520	14	280.00
3	Moss, Miller - USC	9	233-362-9	2555	18	283.89
4	Brosmer, Max - MINN	10	218-325-4	2251	14	225.10
5	Rogers, Will - UW	10	207-290-5	2343	13	234.30
6	Raiola, Dylan - Nebr	9	176-272-8	1921	10	213.44
7	Rourke, Kurtis - IND	9	171-238-4	2410	21	267.78
8	Howard, Will - OSU	9	171-231-5	2237	22	248.56
9	Garbers, Ethan - UCLA	8	162-250-11	1906	12	238.25
10	Altmyer, Luke - Illini	9	157-250-3	1893	16	210.33

PASS YDS/ATT (Minimum 15 Total Passes/Game, Games Played Pct. 75%)

#	Player	G	Comp-att-int	Yds	TD	Avg/a
1	Rourke, Kurtis - IND	9	171-238-4	2410	21	10.13
2	Howard, Will - OSU	9	171-231-5	2237	22	9.68
3	Allar, Drew - PSU	9	149-212-5	2006	13	9.46
4	Gabriel, Dillon - Oregon	10	237-320-5	2848	22	8.90
5	Rogers, Will - UW	10	207-290-5	2343	13	8.08
6	Chiles, Aidan - MSU	9	141-229-11	1850	8	8.08
7	Garbers, Ethan - UCLA	8	162-250-11	1906	12	7.62
8	Altmyer, Luke - Illini	9	157-250-3	1893	16	7.57
9	Raiola, Dylan - Nebr	9	176-272-8	1921	10	7.06
10	Edwards Jr., Billy - MD	9	236-357-8	2520	14	7.06

PASSING TDS

#	Player	G	Comp-att-int	Yds	TD	Avg/g
1	Gabriel, Dillon - Oregon	10	237-320-5	2848	22	284.80
2	Howard, Will - OSU	9	171-231-5	2237	22	248.56
3	Rourke, Kurtis - IND	9	171-238-4	2410	21	267.78
4	Moss, Miller - USC	9	233-362-9	2555	18	283.89
5	Altmyer, Luke - Illini	9	157-250-3	1893	16	210.33
6	Brosmer, Max - MINN	10	218-325-4	2251	14	225.10
7	Edwards Jr., Billy - MD	9	236-357-8	2520	14	280.00
8	Rogers, Will - UW	10	207-290-5	2343	13	234.30
9	Allar, Drew - PSU	9	149-212-5	2006	13	222.89
10	Garbers, Ethan - UCLA	8	162-250-11	1906	12	238.25

PASS COMP. PCT (Minimum 15 Total Passes/Game, Games Played Pct. 75%)

#	Player	G	Comp-att-int	Yds	TD	Pct.
1	Gabriel, Dillon - Oregon	10	237-320-5	2848	22	74.06
2	Howard, Will - OSU	9	171-231-5	2237	22	74.03
3	Rourke, Kurtis - IND	9	171-238-4	2410	21	71.85
4	Rogers, Will - UW	10	207-290-5	2343	13	71.38
5	Allar, Drew - PSU	9	149-212-5	2006	13	70.28
6	Brosmer, Max - MINN	10	218-325-4	2251	14	67.08
7	Edwards Jr., Billy - MD	9	236-357-8	2520	14	66.11
8	Garbers, Ethan - UCLA	8	162-250-11	1906	12	64.80
9	Raiola, Dylan - Nebr	9	176-272-8	1921	10	64.71
10	Moss, Miller - USC	9	233-362-9	2555	18	64.36

PASS INTERCEPTIONS

#	Player	G	Comp-att-int	Yds	TD	Avg/g
1	Garbers, Ethan - UCLA	8	162-250-11	1906	12	238.25
2	Chiles, Aidan - MSU	9	141-229-11	1850	8	205.56
3	Moss, Miller - USC	9	233-362-9	2555	18	283.89
4	Raiola, Dylan - Nebr	9	176-272-8	1921	10	213.44
5	Edwards Jr., Billy - MD	9	236-357-8	2520	14	280.00
6	Locke, Braedyn - Wisc	8	117-206-8	1418	8	177.25
7	Warren, Davis - Mich	6	90-146-6	869	5	144.83
8	Kaliakmanis, Athan - RU	9	148-275-6	1890	12	210.00
9	Card, Hudson - Purdue	7	101-168-5	1113	8	159.00
10	Gabriel, Dillon - Oregon	10	237-320-5	2848	22	284.80



**2024-25 Big Ten Football
Extended Individual Statistics
All games**

RECEPTIONS/GAME (Minimum Games Played Pct. 75%)

#	Player	G	No.	Yds	TD	Lg	Yds/g	Rec/g
1	Felton, Tai - MD	9	80	979	6	75	108.78	8.89
2	Johnson, Tez - Oregon	9	64	649	8	52	72.11	7.11
3	Warren, Tyler - PSU	9	59	681	4	34	75.67	6.56
4	Jackson, Daniel - MINN	10	63	712	3	39	71.20	6.30
5	Jackson, Giles - UW	10	60	620	2	45	62.00	6.00
6	Loveland, Colston - Mich	9	53	560	4	36	62.22	5.89
7	Boston, Denzel - UW	10	55	717	9	51	71.70	5.50
8	Egbuka, Emeka - OSU	9	47	587	8	68	65.22	5.22
9	Prather, Kaden - MD	9	47	503	3	33	55.89	5.22
10	Taylor, Darius - MINN	9	45	312	2	22	34.67	5.00

RECEIVE YDS/GAME (Minimum Games Played Pct. 75%)

#	Player	G	No.	Yds	TD	Long	Avg/c	Yds/g
1	Felton, Tai - MD	9	80	979	6	75	12.24	108.78
2	Smith, Jeremiah - OSU	9	45	765	9	70	17.00	85.00
3	Warren, Tyler - PSU	9	59	681	4	34	11.54	75.67
4	Johnson, Tez - Oregon	9	64	649	8	52	10.14	72.11
5	Boston, Denzel - UW	10	55	717	9	51	13.04	71.70
6	Jackson, Daniel - MINN	10	63	712	3	39	11.30	71.20
7	Marsh, Nick - MSU	8	33	553	3	77	16.76	69.13
8	Sarratt, Elijah - IND	10	38	685	6	71	18.03	68.50
9	Egbuka, Emeka - OSU	9	47	587	8	68	12.49	65.22
10	Bryant, Pat - Illini	9	39	582	7	37	14.92	64.67

RECEPTIONS

#	Player	G	No.	Yds	TD	Long	Avg/c	Yds/g
1	Felton, Tai - MD	9	80	979	6	75	12.24	108.78
2	Johnson, Tez - Oregon	9	64	649	8	52	10.14	72.11
3	Jackson, Daniel - MINN	10	63	712	3	39	11.30	71.20
4	Jackson, Giles - UW	10	60	620	2	45	10.33	62.00
5	Warren, Tyler - PSU	9	59	681	4	34	11.54	75.67
6	Boston, Denzel - UW	10	55	717	9	51	13.04	71.70
7	Loveland, Colston - Mich	9	53	560	4	36	10.57	62.22
8	Egbuka, Emeka - OSU	9	47	587	8	68	12.49	65.22
9	Prather, Kaden - MD	9	47	503	3	33	10.70	55.89
10	Taylor, Darius - MINN	9	45	312	2	22	6.93	34.67

PUNTING (Minimum 3.6 Punts/Game, Games Played Pct. 75%)

#	Player	G	No.	Yds	Lg	I20	50+	TB	Avg.
1	McFerson, Bryce - MD	9	37	1715	64	19	15	2	46.35
2	Bertrams, Atticus - Wisc	9	39	1786	74	16	12	3	45.79
3	Dakin, Rhys - Iowa	10	48	2158	61	22	14	5	44.96
4	Crimmins, Keelan - Purdue	9	44	1970	64	11	8	2	44.77
5	Crawford, Mark - MINN	10	41	1778	58	14	6	1	43.37
6	Akers, Luke - NU	9	39	1679	58	15	6	1	43.05
7	Anderson, Jakob - RU	9	38	1623	61	13	5	4	42.71
8	Doman, Tommy - Mich	10	45	1898	58	14	9	3	42.18

RECEPTION TDS

#	Player	G	No.	Yds	TD	Long	Avg/c	Yds/g
1	Smith, Jeremiah - OSU	9	45	765	9	70	17.00	85.00
2	Boston, Denzel - UW	10	55	717	9	51	13.04	71.70
3	Johnson, Tez - Oregon	9	64	649	8	52	10.14	72.11
4	Egbuka, Emeka - OSU	9	47	587	8	68	12.49	65.22
5	Bryant, Pat - Illini	9	39	582	7	37	14.92	64.67
6	Sarratt, Elijah - IND	10	38	685	6	71	18.03	68.50
7	Felton, Tai - MD	9	80	979	6	75	12.24	108.78
8	Neyor, Isaiah - Nebr	9	25	408	5	59	16.32	45.33
9	Lane, Ja'Kobi - USC	9	32	368	5	32	11.50	40.89
10	Cooper Jr., Omar - IND	10	24	527	5	69	21.96	52.70

YARDS PER CATCH (Minimum 2 Receptions/Game, Games Played Pct. 75%)

#	Player	G	No.	Yds	TD	Long	Avg/c	Yds/g
1	Cooper Jr., Omar - IND	10	24	527	5	69	21.96	52.70
2	Anthony II, Vinny - Wisc	9	24	443	2	63	18.46	49.22
3	Sarratt, Elijah - IND	10	38	685	6	71	18.03	68.50
4	Strong, Ian - RU	8	20	356	2	65	17.80	44.50
5	Smith, Jeremiah - OSU	9	45	765	9	70	17.00	85.00
6	Marsh, Nick - MSU	8	33	553	3	77	16.76	69.13
7	Wallace III, Harrison - PSU	9	29	479	2	50	16.52	53.22
8	Holden, Traeshon - Oregon	9	30	492	3	59	16.40	54.67
9	Neyor, Isaiah - Nebr	9	25	408	5	59	16.32	45.33
10	Kirtz, Bryce - NU	7	27	414	0	55	15.33	59.14

RECEPTION YARDS

#	Player	G	No.	Yds	TD	Long	Avg/c	Yds/g
1	Felton, Tai - MD	9	80	979	6	75	12.24	108.78
2	Smith, Jeremiah - OSU	9	45	765	9	70	17.00	85.00
3	Boston, Denzel - UW	10	55	717	9	51	13.04	71.70
4	Jackson, Daniel - MINN	10	63	712	3	39	11.30	71.20
5	Sarratt, Elijah - IND	10	38	685	6	71	18.03	68.50
6	Warren, Tyler - PSU	9	59	681	4	34	11.54	75.67
7	Johnson, Tez - Oregon	9	64	649	8	52	10.14	72.11
8	Jackson, Giles - UW	10	60	620	2	45	10.33	62.00
9	Egbuka, Emeka - OSU	9	47	587	8	68	12.49	65.22
10	Bryant, Pat - Illini	9	39	582	7	37	14.92	64.67

PATS KICKS MADE

#	Player	G	Made	Att.	Pct.
1	Radicic, Nicolas - IND	10	59	59	100.00
2	Fielding, Jayden - OSU	9	44	44	100.00
3	Lantz, Michael - USC	9	35	35	100.00
4	Stevens, Drew - Iowa	10	34	34	100.00
5	Sappington, Atticus - Oregon	10	31	33	93.94
6	Kesich, Dragan - MINN	10	30	31	96.77
7	Vakos, Nathaniel - Wisc	9	27	27	100.00
8	Howes, Jack - MD	9	26	27	96.30
9	Patel, Jai - RU	9	25	26	96.15
10	Olano, David - Illini	9	24	24	100.00



**2024-25 Big Ten Football
Extended Individual Statistics
All games**

NUMBER OF PUNTS

#	Player	G	No.	Yds	Lg	I20	50+	TB	Avg.
1	Dakin, Rhys - Iowa	10	48	2158	61	22	14	5	44.96
2	Doman, Tommy - Mich	10	45	1898	58	14	9	3	42.18
3	Crimmins, Keelan - Purdue	9	44	1970	64	11	8	2	44.77
4	Crawford, Mark - MINN	10	41	1778	58	14	6	1	43.37
5	Akers, Luke - NU	9	39	1679	58	15	6	1	43.05
6	Bertrams, Atticus - Wisc	9	39	1786	74	16	12	3	45.79
7	Anderson, Jakob - RU	9	38	1623	61	13	5	4	42.71
8	McFerson, Bryce - MD	9	37	1715	64	19	15	2	46.35
9	Buschini, Brian - Nebr	9	30	1391	69	10	12	2	46.37
10	Robertson, Hugh - Illini	9	29	1212	53	17	3	2	41.79

YARDS PUNTED

#	Player	G	No.	Yds	Lg	I20	50+	TB	Avg.
1	Dakin, Rhys - Iowa	10	48	2158	61	22	14	5	44.96
2	Crimmins, Keelan - Purdue	9	44	1970	64	11	8	2	44.77
3	Doman, Tommy - Mich	10	45	1898	58	14	9	3	42.18
4	Bertrams, Atticus - Wisc	9	39	1786	74	16	12	3	45.79
5	Crawford, Mark - MINN	10	41	1778	58	14	6	1	43.37
6	McFerson, Bryce - MD	9	37	1715	64	19	15	2	46.35
7	Akers, Luke - NU	9	39	1679	58	15	6	1	43.05
8	Anderson, Jakob - RU	9	38	1623	61	13	5	4	42.71
9	Eckley, Ryan - MSU	9	29	1426	61	4	17	2	49.17
10	Czaplicki, Eddie - USC	9	29	1407	62	15	15	0	48.52

PAT KICKING PCT (Minimum Games Played Pct. 75%)

#	Player	G	Made	Att.	Pct.
1	Vakos, Nathaniel - Wisc	9	27	27	100.00
2	Olano, David - Illini	9	24	24	100.00
3	Akers, Luke - NU	9	8	8	100.00
4	Lantz, Michael - USC	9	35	35	100.00
5	Bhaghani, Mateen - UCLA	9	16	16	100.00
6	Fielding, Jayden - OSU	9	44	44	100.00
7	Gross, Grady - UW	10	21	21	100.00
8	Stevens, Drew - Iowa	10	34	34	100.00
9	Barker, Ryan - PSU	7	18	18	100.00
10	Radicic, Nicolas - IND	10	59	59	100.00

PAT KICKING ATTEMPTS

#	Player	G	Made	Att.	Pct.
1	Radicic, Nicolas - IND	10	59	59	100.00
2	Fielding, Jayden - OSU	9	44	44	100.00
3	Lantz, Michael - USC	9	35	35	100.00
4	Stevens, Drew - Iowa	10	34	34	100.00
5	Sappington, Atticus - Oregon	10	31	33	93.94
6	Kesich, Dragan - MINN	10	30	31	96.77
7	Vakos, Nathaniel - Wisc	9	27	27	100.00
8	Howes, Jack - MD	9	26	27	96.30
9	Patel, Jai - RU	9	25	26	96.15
10	Olano, David - Illini	9	24	24	100.00

PUNT RETURN AVG (Minimum Games Played Pct. 75%)

#	Player	G	No.	Yds	TD	Long	Avg/g
1	Williams, Ke'Shawn - IND	10	2	36	0	22	18.00
2	Kirtz, Bryce - NU	7	2	36	0	23	18.00
3	Felton, Tai - MD	9	1	17	0	17	17.00

FIELD GOALS (Minimum Games Played Pct. 75%)

#	Player	G	Made	Att.	Long	Pct.	FG/G.
1	Kim, Jonathan - MSU	9	17	19	55	89.47	1.89
2	Bhaghani, Mateen - UCLA	9	14	17	57	82.35	1.56
3	Olano, David - Illini	9	14	17	50	82.35	1.56
4	Kesich, Dragan - MINN	10	15	21	53	71.43	1.50
5	Gross, Grady - UW	10	15	23	45	65.22	1.50
6	Zvada, Dominic - Mich	10	13	14	56	92.86	1.30
7	Stevens, Drew - Iowa	10	12	15	51	80.00	1.20
8	Barker, Ryan - PSU	7	8	9	44	88.89	1.14
9	Howes, Jack - MD	9	10	14	46	71.43	1.11
10	Lantz, Michael - USC	9	10	15	54	66.67	1.11

FIELD GOAL PCT (Minimum Games Played Pct. 75%)

#	Player	G	Made	Att.	Long	Pct.
1	Radicic, Nicolas - IND	10	8	8	41	100.00
2	Zvada, Dominic - Mich	10	13	14	56	92.86
3	Kim, Jonathan - MSU	9	17	19	55	89.47
4	Barker, Ryan - PSU	7	8	9	44	88.89
5	Fielding, Jayden - OSU	9	6	7	46	85.71
6	Sappington, Atticus - Oregon	10	10	12	42	83.33
7	Olano, David - Illini	9	14	17	50	82.35
8	Bhaghani, Mateen - UCLA	9	14	17	57	82.35
9	Stevens, Drew - Iowa	10	12	15	51	80.00
10	Howes, Jack - MD	9	10	14	46	71.43

FIELD GOALS ATTEMPTED

#	Player	G	Made	Att.	Long	Pct.
1	Gross, Grady - UW	10	15	23	45	65.22
2	Kesich, Dragan - MINN	10	15	21	53	71.43
3	Kim, Jonathan - MSU	9	17	19	55	89.47
4	Olano, David - Illini	9	14	17	50	82.35
5	Bhaghani, Mateen - UCLA	9	14	17	57	82.35
6	Lantz, Michael - USC	9	10	15	54	66.67
7	Stevens, Drew - Iowa	10	12	15	51	80.00
8	Howes, Jack - MD	9	10	14	46	71.43
9	Zvada, Dominic - Mich	10	13	14	56	92.86
10	Vakos, Nathaniel - Wisc	9	9	13	53	69.23

FIELD GOALS MADE

#	Player	G	Made	Att.	Long	Pct.
1	Kim, Jonathan - MSU	9	17	19	55	89.47
2	Gross, Grady - UW	10	15	23	45	65.22
3	Kesich, Dragan - MINN	10	15	21	53	71.43
4	Olano, David - Illini	9	14	17	50	82.35
5	Bhaghani, Mateen - UCLA	9	14	17	57	82.35
6	Zvada, Dominic - Mich	10	13	14	56	92.86
7	Stevens, Drew - Iowa	10	12	15	51	80.00
8	Lantz, Michael - USC	9	10	15	54	66.67
9	Sappington, Atticus - Oregon	10	10	12	42	83.33
10	Howes, Jack - MD	9	10	14	46	71.43

KICK RETURN AVG (Minimum Games Played Pct. 75%)

#	Player	G	No.	Yds	TD	Long	Avg/g
1	Whittington, Noah - Oregon	10	5	182	0	100	36.40
2	Taylor, Joe - Mich	8	1	29	0	29	29.00
3	Lemon, Makai - USC	8	8	231	0	80	28.88



**2024-25 Big Ten Football
Extended Individual Statistics
All games**

PUNT RETURNS (Minimum 1.2 Punt Returns/Game)

#	Player	G	No.	Yds	TD	Long	Avg/g
1	Wetjen, Kaden - Iowa	10	21	271	1	85	12.90
2	Price, Myles - IND	10	20	258	0	65	12.90
3	Perich, Koi - MINN	10	13	168	0	60	12.92
4	Inniss, Brandon - OSU	9	12	109	0	36	9.08
5	Johnson, Tez - Oregon	9	12	155	1	85	12.92
6	Garcia-Castaneda, Isaiah - Nebr	9	11	60	0	13	5.45

PUNT RETURN YARDS

#	Player	G	No.	Yds	TD	Long	Avg/g
1	Wetjen, Kaden - Iowa	10	21	271	1	85	12.90
2	Price, Myles - IND	10	20	258	0	65	12.90
3	Perich, Koi - MINN	10	13	168	0	60	12.92
4	Johnson, Tez - Oregon	9	12	155	1	85	12.92
5	Beatty, Hank - Illini	9	10	146	0	37	14.60
6	Inniss, Brandon - OSU	9	12	109	0	36	9.08
7	Morgan, Semaj - Mich	9	9	100	0	22	11.11
8	Henning, A.J. - NU	9	9	77	0	19	8.56
9	Wagner, Drew - NU	4	2	71	1	72	35.50
10	Wisloski, Braeden - MD	8	8	67	0	27	8.38

PUNT RETURN TDS

#	Player	G	No.	Yds	TD	Long	Avg/g
1	Wetjen, Kaden - Iowa	10	21	271	1	85	12.90
2	Wagner, Drew - NU	4	2	71	1	72	35.50
3	Johnson, Tez - Oregon	9	12	155	1	85	12.92

INTERCEPTIONS (Minimum Games Played Pct. 75%)

#	Player	G	No.	Yds	TD	Long	Avg/g
1	Hartzog Jr., Malcolm - Nebr	8	4	75	0	34	0.50
2	Perich, Koi - MINN	10	5	63	0	45	0.50
3	Ferrell, Amare - IND	10	4	35	0	20	0.40
4	Miller, Glendon - MD	8	3	28	0	28	0.38
5	Reed, Jaylen - PSU	9	3	50	1	22	0.33
6	Scott, Xavier - Illini	9	3	50	1	30	0.33
7	Huskey, Jalen - MD	9	3	37	0	37	0.33
8	Brantley, Charles - MSU	9	3	101	1	100	0.33
9	Breedlove, Kyndrich - Purdue	9	3	0	0	0	0.33
10	Harris, Jermari - Iowa	10	3	60	1	32	0.30

INTERCEPTION RET YARDS

#	Player	G	No.	Yds	TD	Long	Yds/i
1	Johnson, Will - Mich	6	2	128	2	86	64.00
2	Addison, Bryan - UCLA	9	2	106	1	96	53.00
3	Walley, Justin - MINN	8	2	102	1	70	51.00
4	Brantley, Charles - MSU	9	3	101	1	100	33.67
5	Johnson, Theran - NU	9	2	85	1	85	42.50
6	Asbury II, Shawn - IND	10	1	78	0	78	78.00
7	Hartzog Jr., Malcolm - Nebr	8	4	75	0	34	18.75
8	Ponds, D'Angelo - IND	10	2	67	1	67	33.50
9	Perich, Koi - MINN	10	5	63	0	45	12.60
10	Martinez, Nikai - MSU	9	2	62	0	41	31.00

KICK RETURNS (Minimum 1.2 Total Kick Returns/Game)

#	Player	G	No.	Yds	TD	Long	Avg/g
1	Wetjen, Kaden - Iowa	10	19	480	0	39	25.26
2	Himon II, Joseph - NU	9	14	376	0	96	26.86
3	Reynolds, Keith - UW	10	13	306	0	50	23.54
4	Perich, Koi - MINN	10	12	225	0	27	18.75
5	Singleton, Nicholas - PSU	8	11	219	0	25	19.91
6	Marshall, Jordan - Mich	2	7	151	0	37	21.57

KICK RETURN YARDS

#	Player	G	No.	Yds	TD	Long	Avg/g
1	Wetjen, Kaden - Iowa	10	19	480	0	39	25.26
2	Himon II, Joseph - NU	9	14	376	0	96	26.86
3	Reynolds, Keith - UW	10	13	306	0	50	23.54
4	Lemon, Makai - USC	8	8	231	0	80	28.88
5	Anthony II, Vinny - Wisc	9	8	226	0	74	28.25
6	Perich, Koi - MINN	10	12	225	0	27	18.75
7	Singleton, Nicholas - PSU	8	11	219	0	25	19.91
8	Jones, Keegan - UCLA	9	10	187	0	24	18.70
9	Whittington, Noah - Oregon	10	5	182	0	100	36.40
10	Barney Jr., Jacory - Nebr	9	9	164	0	35	18.22

KICK RETURN TDS

#	Player	G	No.	Yds	TD	Long	Avg/g
1	Limar, Jayden - Oregon	10	1	26	1	26	26.00

INTERCEPTION RETURNS

#	Player	G	No.	Yds	TD	Long	Yds/i
1	Perich, Koi - MINN	10	5	63	0	45	12.60
2	Ferrell, Amare - IND	10	4	35	0	20	8.75
3	Hartzog Jr., Malcolm - Nebr	8	4	75	0	34	18.75
4	Brantley, Charles - MSU	9	3	101	1	100	33.67
5	Higgins, Jay - Iowa	10	3	15	0	10	5.00
6	Harris, Jermari - Iowa	10	3	60	1	32	20.00
7	Robinson, Ethan - MINN	10	3	0	0	0	0.00
8	Bruener, Carson - UW	10	3	55	0	24	18.33
9	Schulte, Quinn - Iowa	10	3	23	0	15	7.67
10	Miller, Glendon - MD	8	3	28	0	28	9.33

INTERCEPTION RETURN TDS

#	Player	G	No.	Yds	TD	Long	Yds/i
1	Johnson, Will - Mich	6	2	128	2	86	64.00
2	Addison, Bryan - UCLA	9	2	106	1	96	53.00
3	Walley, Justin - MINN	8	2	102	1	70	51.00
4	Rogers, Eric - RU	9	1	52	1	52	52.00
5	Henderson, Jack - MINN	10	1	25	1	25	25.00
6	Reed, Jaylen - PSU	9	3	50	1	22	16.67
7	Cobb, Mason - USC	8	2	55	1	55	27.50
8	Bullock, John - Nebr	9	1	35	1	35	35.00
9	Harris, Jermari - Iowa	10	3	60	1	32	20.00
10	Brantley, Charles - MSU	9	3	101	1	100	33.67



**2024-25 Big Ten Football
Extended Individual Statistics
All games**

TACKLES (All positions) (Minimum Games Played Pct. 75%)

#	Player	G	Pos	Solo	Ast	Total	Avg/g
1	Schwesinger, Carson - UCLA	9	LB	59	33	92	10.22
2	Fisher, Aiden - IND	10	LB	37	61	98	9.80
3	Higgins, Jay - Iowa	10	LB	41	57	98	9.80
4	Djabome, Dariel - RU	9	LB	38	45	83	9.22
5	Thieneman, Dillon - Purdue	9	DB	50	25	75	8.33
6	Mascarenas-Arnold, Easton - USC	9	LB	41	33	74	8.22
7	Bruener, Carson - UW	10	LB	41	37	78	7.80
8	Jackson, Nick - Iowa	10	LB	36	40	76	7.60
9	Lindenberg, Cody - MINN	10	LB	37	39	76	7.60
10	Hausmann, Ernest - Mich	10	LB	44	26	70	7.00
11	Rosiek, Dylan - Illini	9	LB	26	37	63	7.00
12	Jenkins, Kydran - Purdue	9	LB	38	24	62	6.89
13	Uihlein, Mac - NU	9	LB	39	20	59	6.56
14	Cobb, Mason - USC	8	LB	21	31	52	6.50
15	Bailey, Matthew - Illini	9	DB	28	30	58	6.44
16	Styles, Sonny - OSU	9	LB	23	34	57	6.33
17	Reed, Jaylen - PSU	9	S	33	24	57	6.33
18	Mueller, Xander - NU	7	LB	23	20	43	6.14
19	Simon, Cody - OSU	8	LB	23	26	49	6.13
20	Medrano, Kain - UCLA	9	LB	38	17	55	6.11
21	Boettcher, Bryce - Oregon	10	LB	31	29	60	6.00
22	Baranowski, Maverick - MINN	8	LB	13	35	48	6.00
23	Tuputala, Alphonzo - UW	10	LB	32	27	59	5.90
24	Barham, Jaishawn - Mich	10	LB	37	22	59	5.90
25	Walker, Jailin - IND	10	LB	28	31	59	5.90
26	Gifford, Isaac - Nebr	9	DB	23	30	53	5.89
27	Wheatley, Zakee - PSU	9	S	37	16	53	5.89
28	Smith, Jaylin - USC	7	CB	26	15	41	5.86
29	Jacas, Gabe - Illini	9	LB	29	23	52	5.78
30	Thomas, Jaheim - Wisc	9	LB	24	28	52	5.78
31	Turner, Jordan - MSU	9	LB	27	24	51	5.67
32	Wohler, Hunter - Wisc	9	S	34	17	51	5.67
33	Singleton, DeShon - Nebr	9	DB	35	15	50	5.56
34	Brown, Kerry - MINN	9	DB	23	26	49	5.44
35	Bullock, John - Nebr	9	LB	23	26	49	5.44
36	Trader Jr., Dante - MD	7	DB	18	20	38	5.43
37	Stevens, Antonio - Purdue	7	DB	23	15	38	5.43
38	Asbury II, Shawn - IND	10	DB	21	33	54	5.40
39	King, Kobe - PSU	9	LB	27	21	48	5.33
40	Ramsey, Kamari - USC	7	S	27	10	37	5.29
41	Dixon, Flip - RU	8	DB	20	21	41	5.13
42	Igbinosun, Desmond - RU	9	DB	21	25	46	5.11
43	Ransom, Lathan - OSU	8	S	22	18	40	5.00
44	Scott, Miles - Illini	9	DB	28	17	45	5.00
45	Spencer, Malik - MSU	9	S	28	16	44	4.89
46	Hyppolite II, Ruben - MD	9	LB	20	24	44	4.89
47	Chaney, Jake - Wisc	9	LB	21	23	44	4.89
48	Oladejo, Oluwafemi - UCLA	9	LB	20	24	44	4.89
49	Johnson, Theran - NU	9	DB	34	10	44	4.89
50	Arnold, Akili - USC	8	S	23	16	39	4.88

SACKS (Minimum Games Played Pct. 75%)

#	Player	G	Pos	Solo	Ast	Total	Avg/g
1	Kamara, Mikail - IND	10	DL	9	1	9.5	0.95
2	Carter, Abdul - PSU	9	LB	8	0	8	0.89
3	Uiagalelei, Matayo - Oregon	10	DE	7	1	7.5	0.75
4	Stewart, Josaiah - Mich	9	DE	6	1	6.5	0.72
5	Jacas, Gabe - Illini	9	LB	6	1	6.5	0.72
6	Jenkins, Kydran - Purdue	9	LB	4	3	5.5	0.61
7	Tuimoloau, JT - OSU	9	DL	3	4	5	0.56
8	Heldt, Will - Purdue	9	DE	4	2	5	0.56
9	Robinson, Ty - Nebr	9	DL	5	0	5	0.56
10	Graves, Aaron - Iowa	10	DL	5	0	5	0.50

TACKLES FOR LOSS (Minimum 1.25 Total Tackles For Loss/Game, Games Played Pct. 75%)

#	Player	G	Pos	Solo	Ast	Total	Avg/g
1	Carter, Abdul - PSU	9	LB	13	5	15.5	1.72
2	Kamara, Mikail - IND	10	DL	12	5	14.5	1.45

FUMBLES FORCED (Minimum Games Played Pct. 75%)

#	Player	G	No.	Avg/g
1	Jacas, Gabe - Illini	9	3	0.33
2	Ramsey, Kamari - USC	7	2	0.29
3	Wyatt, Kellan - MD	8	2	0.25
4	McGahee IV, Willis - Nebr	8	2	0.25
5	Ransom, Lathan - OSU	8	2	0.25
6	Metz, Greyson - NU	9	2	0.22
7	Rogers, Eric - RU	9	2	0.22
8	Rosiek, Dylan - Illini	9	2	0.22
9	Medrano, Kain - UCLA	9	2	0.22
10	Stewart, Josaiah - Mich	9	2	0.22

FUMBLES RECOVERED (Minimum Games Played Pct. 75%)

#	Player	G	No.	Avg/g
1	Kamara, Mikail - IND	10	3	0.30
2	Sawyer, Jack - OSU	9	2	0.22
3	Grant, Kenneth - Mich	10	2	0.20
4	Mueller, Xander - NU	7	1	0.14
5	Walters, Damon - NU	7	1	0.14
6	Butler, Jimari - Nebr	8	1	0.13
7	Simon, Cody - OSU	8	1	0.13
8	Tuliaupupu, Solomon - USC	8	1	0.13
9	Fuller, Quashon - MD	8	1	0.13
10	Ransom, Lathan - OSU	8	1	0.13

PASSES DEFENDED (Minimum Games Played Pct. 75%)

#	Player	G	Brup	Int.	Total	Avg/g
1	Walley, Justin - MINN	8	9	2	11	1.38
2	Johnson, Theran - NU	9	10	2	12	1.33
3	Brantley, Charles - MSU	9	7	3	10	1.11
4	Longerbeam, Robert - RU	8	7	1	8	1.00
5	Harris, Jermari - Iowa	10	7	3	10	1.00
6	Robinson, Ethan - MINN	10	6	3	9	0.90
7	Muhammad, Jabbar - Oregon	10	9	0	9	0.90
8	Dixon, Thaddeus - UW	10	8	1	9	0.90
9	Hill, Jyaire - Mich	9	7	1	8	0.89
10	Loyal, Shaquan - RU	9	6	2	8	0.89



**2024-25 Big Ten Football
Extended Team Leaders
All games**

SCORING OFFENSE

Team	G	TD	FG	XPT	2XP	DXP	Saf	Pts	Avg/G
Indiana	10	59	8	59	0	0	1	439	43.9
Ohio St.	9	47	6	47	0	0	0	347	38.56
Oregon	10	46	12	39	3	0	0	357	35.7
Penn St.	9	36	10	35	0	0	0	281	31.22
Southern California	9	35	10	35	0	0	0	275	30.56
Iowa	10	37	12	34	0	0	1	294	29.4
Maryland	9	31	10	27	2	0	0	247	27.44
Minnesota	10	32	15	30	0	0	0	267	26.7
Illinois	9	27	15	24	1	0	0	233	25.89
Rutgers	9	30	7	25	1	0	2	232	25.78
Wisconsin	9	28	9	27	1	0	1	226	25.11
Nebraska	9	27	7	25	1	0	1	212	23.56
Washington	10	25	15	21	1	0	0	218	21.8
Michigan	10	24	13	19	1	0	0	204	20.4
Michigan St.	9	18	17	17	0	0	1	178	19.78
Northwestern	9	19	13	18	0	0	1	173	19.22
UCLA	9	18	14	17	1	0	0	169	18.78
Purdue	9	20	7	17	2	0	0	162	18

TOTAL DEFENSE

Team	G	Rush	Pass	Plays	Yards	Avg/P	TD	Avg/G
Ohio St.	9	857	1400	523	2257	4.32	9	250.78
Indiana	10	722	1833	611	2555	4.18	16	255.5
Penn St.	9	901	1523	538	2424	4.51	12	269.33
Oregon	10	1174	1761	610	2935	4.81	18	293.5
Minnesota	10	1198	1766	615	2964	4.82	20	296.4
Nebraska	9	923	1850	539	2773	5.14	21	308.11
Washington	10	1623	1498	640	3121	4.88	23	312.1
Iowa	10	1168	2034	627	3202	5.11	18	320.2
Wisconsin	9	1481	1430	541	2911	5.38	23	323.44
Michigan St.	9	1159	1753	544	2912	5.35	28	323.56
Michigan	10	1024	2328	651	3352	5.15	27	335.2
Northwestern	9	973	2170	601	3143	5.23	22	349.22
UCLA	9	883	2275	574	3158	5.5	30	350.89
Illinois	9	1386	1903	578	3289	5.69	21	365.44
Southern California	9	1201	2136	590	3337	5.66	23	370.78
Maryland	9	1022	2389	593	3411	5.75	29	379
Rutgers	9	1362	2075	569	3437	6.04	29	381.89
Purdue	9	1799	2219	598	4018	6.72	41	446.44

SCORING DEFENSE

Team	G	TD	FG	XPT	2XP	DXP	Saf	Pts	Avg/G
Ohio St.	9	10	9	7	1	0	0	96	10.67
Indiana	10	16	9	15	0	0	0	138	13.8
Penn St.	9	12	14	10	1	0	0	126	14
Oregon	10	19	9	17	1	0	0	160	16
Minnesota	10	20	12	19	0	0	1	177	17.7
Iowa	10	21	12	20	0	0	0	182	18.2
Nebraska	9	22	6	22	0	0	0	172	19.11
Washington	10	24	12	24	0	0	1	206	20.6
Illinois	9	22	12	18	2	0	0	190	21.11
Wisconsin	9	25	6	25	0	0	0	193	21.44
Northwestern	9	23	11	22	0	0	2	197	21.89
Southern California	9	24	11	19	2	0	0	200	22.22
Michigan	10	27	13	25	2	0	0	230	23
Rutgers	9	29	4	25	3	0	0	217	24.11
Michigan St.	9	28	7	24	1	0	1	217	24.11
UCLA	9	30	11	25	1	0	0	240	26.67
Maryland	9	32	12	31	1	0	0	261	29
Purdue	9	45	9	43	0	0	0	340	37.78

TOTAL OFFENSE PLAYS

Team	G	Rush	Pass	Plays	Yards	Avg/P	TD	Avg/G
Oregon	10	1693	2877	680	4570	6.72	43	457
Maryland	9	1033	2722	668	3755	5.62	31	417.22
Indiana	10	1767	2765	657	4532	6.9	57	453.2
Washington	10	1410	2645	656	4055	6.18	25	405.5
Rutgers	9	1562	1890	626	3452	5.51	29	383.56
Minnesota	10	1047	2286	625	3333	5.33	30	333.3
Southern California	9	1319	2621	621	3940	6.34	34	437.78
Wisconsin	9	1563	1842	614	3405	5.55	28	378.33
Nebraska	9	1124	2063	606	3187	5.26	25	354.11
Michigan	10	1555	1346	600	2901	4.84	22	290.1
Iowa	10	2081	1389	592	3470	5.86	35	347
Penn St.	9	1766	2236	581	4002	6.89	34	444.67
Ohio St.	9	1665	2429	578	4094	7.08	44	454.89
Illinois	9	1282	1922	570	3204	5.62	26	356
Michigan St.	9	1060	2052	562	3112	5.54	17	345.78
Northwestern	9	1009	1584	541	2593	4.79	16	288.11
UCLA	9	802	2085	532	2887	5.43	16	320.78
Purdue	9	1290	1594	506	2884	5.7	19	320.44



**2024-25 Big Ten Football
Extended Team Leaders
All games**

TOUCHDOWNS SCORED

Team	G	TD	FG	XPT	2XP	DXP	Saf	Pts	Avg/G
Indiana	10	59	8	59	0	0	1	439	43.9
Ohio St.	9	47	6	47	0	0	0	347	38.56
Oregon	10	46	12	39	3	0	0	357	35.7
Iowa	10	37	12	34	0	0	1	294	29.4
Penn St.	9	36	10	35	0	0	0	281	31.22
Southern California	9	35	10	35	0	0	0	275	30.56
Minnesota	10	32	15	30	0	0	0	267	26.7
Maryland	9	31	10	27	2	0	0	247	27.44
Rutgers	9	30	7	25	1	0	2	232	25.78
Wisconsin	9	28	9	27	1	0	1	226	25.11
Nebraska	9	27	7	25	1	0	1	212	23.56
Illinois	9	27	15	24	1	0	0	233	25.89
Washington	10	25	15	21	1	0	0	218	21.8
Michigan	10	24	13	19	1	0	0	204	20.4
Purdue	9	20	7	17	2	0	0	162	18
Northwestern	9	19	13	18	0	0	1	173	19.22
UCLA	9	18	14	17	1	0	0	169	18.78
Michigan St.	9	18	17	17	0	0	1	178	19.78

TOTAL OFFENSE YARDS

Team	G	Rush	Pass	Plays	Yards	Avg/P	TD	Avg/G
Oregon	10	1693	2877	680	4570	6.72	43	457
Indiana	10	1767	2765	657	4532	6.9	57	453.2
Ohio St.	9	1665	2429	578	4094	7.08	44	454.89
Washington	10	1410	2645	656	4055	6.18	25	405.5
Penn St.	9	1766	2236	581	4002	6.89	34	444.67
Southern California	9	1319	2621	621	3940	6.34	34	437.78
Maryland	9	1033	2722	668	3755	5.62	31	417.22
Iowa	10	2081	1389	592	3470	5.86	35	347
Rutgers	9	1562	1890	626	3452	5.51	29	383.56
Wisconsin	9	1563	1842	614	3405	5.55	28	378.33
Minnesota	10	1047	2286	625	3333	5.33	30	333.3
Illinois	9	1282	1922	570	3204	5.62	26	356
Nebraska	9	1124	2063	606	3187	5.26	25	354.11
Michigan St.	9	1060	2052	562	3112	5.54	17	345.78
Michigan	10	1555	1346	600	2901	4.84	22	290.1
UCLA	9	802	2085	532	2887	5.43	16	320.78
Purdue	9	1290	1594	506	2884	5.7	19	320.44
Northwestern	9	1009	1584	541	2593	4.79	16	288.11

PTS SCORED KICKING

Team	G	TD	FG	XPT	2XP	DXP	Saf	Pts	Avg/G
Indiana	10	59	8	59	0	0	1	439	43.9
Oregon	10	46	12	39	3	0	0	357	35.7
Ohio St.	9	47	6	47	0	0	0	347	38.56
Iowa	10	37	12	34	0	0	1	294	29.4
Penn St.	9	36	10	35	0	0	0	281	31.22
Southern California	9	35	10	35	0	0	0	275	30.56
Minnesota	10	32	15	30	0	0	0	267	26.7
Maryland	9	31	10	27	2	0	0	247	27.44
Illinois	9	27	15	24	1	0	0	233	25.89
Rutgers	9	30	7	25	1	0	2	232	25.78
Wisconsin	9	28	9	27	1	0	1	226	25.11
Washington	10	25	15	21	1	0	0	218	21.8
Nebraska	9	27	7	25	1	0	1	212	23.56
Michigan	10	24	13	19	1	0	0	204	20.4
Michigan St.	9	18	17	17	0	0	1	178	19.78
Northwestern	9	19	13	18	0	0	1	173	19.22
UCLA	9	18	14	17	1	0	0	169	18.78
Purdue	9	20	7	17	2	0	0	162	18

TOTAL OFF. AVG/PLAY

Team	G	Rush	Pass	Plays	Yards	Avg/P	TD	Avg/G
Ohio St.	9	1665	2429	578	4094	7.08	44	454.89
Indiana	10	1767	2765	657	4532	6.9	57	453.2
Penn St.	9	1766	2236	581	4002	6.89	34	444.67
Oregon	10	1693	2877	680	4570	6.72	43	457
Southern California	9	1319	2621	621	3940	6.34	34	437.78
Washington	10	1410	2645	656	4055	6.18	25	405.5
Iowa	10	2081	1389	592	3470	5.86	35	347
Purdue	9	1290	1594	506	2884	5.7	19	320.44
Maryland	9	1033	2722	668	3755	5.62	31	417.22
Illinois	9	1282	1922	570	3204	5.62	26	356
Wisconsin	9	1563	1842	614	3405	5.55	28	378.33
Michigan St.	9	1060	2052	562	3112	5.54	17	345.78
Rutgers	9	1562	1890	626	3452	5.51	29	383.56
UCLA	9	802	2085	532	2887	5.43	16	320.78
Minnesota	10	1047	2286	625	3333	5.33	30	333.3
Nebraska	9	1124	2063	606	3187	5.26	25	354.11
Michigan	10	1555	1346	600	2901	4.84	22	290.1
Northwestern	9	1009	1584	541	2593	4.79	16	288.11



**2024-25 Big Ten Football
Extended Team Leaders
All games**

TOTAL OFFENSE

Team	G	Rush	Pass	Plays	Yards	Avg/P	TD	Avg/G
Oregon	10	1693	2877	680	4570	6.72	43	457
Ohio St.	9	1665	2429	578	4094	7.08	44	454.89
Indiana	10	1767	2765	657	4532	6.9	57	453.2
Penn St.	9	1766	2236	581	4002	6.89	34	444.67
Southern California	9	1319	2621	621	3940	6.34	34	437.78
Maryland	9	1033	2722	668	3755	5.62	31	417.22
Washington	10	1410	2645	656	4055	6.18	25	405.5
Rutgers	9	1562	1890	626	3452	5.51	29	383.56
Wisconsin	9	1563	1842	614	3405	5.55	28	378.33
Illinois	9	1282	1922	570	3204	5.62	26	356
Nebraska	9	1124	2063	606	3187	5.26	25	354.11
Iowa	10	2081	1389	592	3470	5.86	35	347
Michigan St.	9	1060	2052	562	3112	5.54	17	345.78
Minnesota	10	1047	2286	625	3333	5.33	30	333.3
UCLA	9	802	2085	532	2887	5.43	16	320.78
Purdue	9	1290	1594	506	2884	5.7	19	320.44
Michigan	10	1555	1346	600	2901	4.84	22	290.1
Northwestern	9	1009	1584	541	2593	4.79	16	288.11

TOTAL OFFENSE TDS

Team	G	Rush	Pass	Plays	Yards	Avg/P	TD	Avg/G
Indiana	10	1767	2765	657	4532	6.9	57	453.2
Ohio St.	9	1665	2429	578	4094	7.08	44	454.89
Oregon	10	1693	2877	680	4570	6.72	43	457
Iowa	10	2081	1389	592	3470	5.86	35	347
Southern California	9	1319	2621	621	3940	6.34	34	437.78
Penn St.	9	1766	2236	581	4002	6.89	34	444.67
Maryland	9	1033	2722	668	3755	5.62	31	417.22
Minnesota	10	1047	2286	625	3333	5.33	30	333.3
Rutgers	9	1562	1890	626	3452	5.51	29	383.56
Wisconsin	9	1563	1842	614	3405	5.55	28	378.33
Illinois	9	1282	1922	570	3204	5.62	26	356
Washington	10	1410	2645	656	4055	6.18	25	405.5
Nebraska	9	1124	2063	606	3187	5.26	25	354.11
Michigan	10	1555	1346	600	2901	4.84	22	290.1
Purdue	9	1290	1594	506	2884	5.7	19	320.44
Michigan St.	9	1060	2052	562	3112	5.54	17	345.78
UCLA	9	802	2085	532	2887	5.43	16	320.78
Northwestern	9	1009	1584	541	2593	4.79	16	288.11

RUSHING OFFENSE

Team	G	Att	Yards	Avg/A	Long	TD	Avg/G
Iowa	10	379	2081	5.49	75	27	208.1
Penn St.	9	341	1766	5.18	78	17	196.22
Ohio St.	9	317	1665	5.25	86	20	185
Indiana	10	379	1767	4.66	51	32	176.7
Wisconsin	9	339	1563	4.61	55	19	173.67
Rutgers	9	351	1562	4.45	62	17	173.56
Oregon	10	351	1693	4.82	54	21	169.3
Michigan	10	358	1555	4.34	63	12	155.5
Southern California	9	246	1319	5.36	75	16	146.56
Purdue	9	276	1290	4.67	69	8	143.33
Illinois	9	314	1282	4.08	42	10	142.44
Washington	10	320	1410	4.41	64	10	141
Nebraska	9	311	1124	3.61	42	15	124.89
Michigan St.	9	304	1060	3.49	63	9	117.78
Maryland	9	288	1033	3.59	75	14	114.78
Northwestern	9	271	1009	3.72	51	11	112.11
Minnesota	10	293	1047	3.57	80	15	104.7
UCLA	9	247	802	3.25	57	3	89.11

RUSHING TDS

Team	G	Att	Yards	Avg/A	Long	TD	Avg/G
Indiana	10	379	1767	4.66	51	32	176.7
Iowa	10	379	2081	5.49	75	27	208.1
Oregon	10	351	1693	4.82	54	21	169.3
Ohio St.	9	317	1665	5.25	86	20	185
Wisconsin	9	339	1563	4.61	55	19	173.67
Rutgers	9	351	1562	4.45	62	17	173.56
Penn St.	9	341	1766	5.18	78	17	196.22
Southern California	9	246	1319	5.36	75	16	146.56
Nebraska	9	311	1124	3.61	42	15	124.89
Minnesota	10	293	1047	3.57	80	15	104.7
Maryland	9	288	1033	3.59	75	14	114.78
Michigan	10	358	1555	4.34	63	12	155.5
Northwestern	9	271	1009	3.72	51	11	112.11
Washington	10	320	1410	4.41	64	10	141
Illinois	9	314	1282	4.08	42	10	142.44
Michigan St.	9	304	1060	3.49	63	9	117.78
Purdue	9	276	1290	4.67	69	8	143.33
UCLA	9	247	802	3.25	57	3	89.11



**2024-25 Big Ten Football
Extended Team Leaders
All games**

RUSHING DEFENSE

Team	G	Att	Yards	Avg/A	Long	TD	Avg/G
Indiana	10	293	722	2.46	75	8	72.2
Ohio St.	9	295	857	2.91	38	5	95.22
UCLA	9	273	883	3.23	30	15	98.11
Penn St.	9	278	901	3.24	75	4	100.11
Michigan	10	305	1024	3.36	65	10	102.4
Nebraska	9	281	923	3.28	57	5	102.56
Northwestern	9	286	973	3.4	41	11	108.11
Maryland	9	283	1022	3.61	51	11	113.56
Iowa	10	304	1168	3.84	31	2	116.8
Oregon	10	303	1174	3.87	70	11	117.4
Minnesota	10	320	1198	3.74	42	11	119.8
Michigan St.	9	306	1159	3.79	75	12	128.78
Southern California	9	286	1201	4.2	63	15	133.44
Rutgers	9	279	1362	4.88	73	18	151.33
Illinois	9	306	1386	4.53	35	9	154
Washington	10	358	1623	4.53	78	14	162.3
Wisconsin	9	313	1481	4.73	35	14	164.56
Purdue	9	356	1799	5.05	70	26	199.89

PASS EFFICIENCY

Team	G	Comp-Att-Int	Pct.	Yds	Avg/G	TD	Effic
Indiana	10	195 - 278 - 5	70.14	2765	276.50	25	179.77
Ohio St.	9	186 - 261 - 5	71.26	2429	269.89	24	175.95
Penn St.	9	170 - 240 - 6	70.83	2236	248.44	17	167.47
Oregon	10	243 - 329 - 5	73.86	2877	287.70	22	166.34
Washington	10	239 - 336 - 5	71.13	2645	264.50	15	149.01
Illinois	9	159 - 256 - 3	62.11	1922	213.56	16	143.46
Minnesota	10	221 - 332 - 4	66.57	2286	228.60	15	136.90
Maryland	9	251 - 380 - 8	66.05	2722	302.44	17	136.78
UCLA	9	186 - 285 - 11	65.26	2085	231.67	13	134.05
Southern California	9	241 - 375 - 9	64.27	2621	291.22	18	134.02
Michigan St.	9	161 - 258 - 11	62.40	2052	228.00	8	130.92
Purdue	9	139 - 230 - 6	60.43	1594	177.11	11	129.22
Nebraska	9	188 - 295 - 9	63.73	2063	229.22	10	127.56
Iowa	10	131 - 213 - 7	61.50	1389	138.90	8	122.10
Rutgers	9	148 - 275 - 6	53.82	1890	210.00	12	121.59
Wisconsin	9	161 - 275 - 8	58.55	1842	204.67	9	119.79
Michigan	10	144 - 242 - 9	59.50	1346	134.60	10	112.42
Northwestern	9	148 - 270 - 6	54.81	1584	176.00	5	105.76

YARDS PER RUSH

Team	G	Att	Yards	Avg/A	Long	TD	Avg/G
Iowa	10	379	2081	5.49	75	27	208.1
Southern California	9	246	1319	5.36	75	16	146.56
Ohio St.	9	317	1665	5.25	86	20	185
Penn St.	9	341	1766	5.18	78	17	196.22
Oregon	10	351	1693	4.82	54	21	169.3
Purdue	9	276	1290	4.67	69	8	143.33
Indiana	10	379	1767	4.66	51	32	176.7
Wisconsin	9	339	1563	4.61	55	19	173.67
Rutgers	9	351	1562	4.45	62	17	173.56
Washington	10	320	1410	4.41	64	10	141
Michigan	10	358	1555	4.34	63	12	155.5
Illinois	9	314	1282	4.08	42	10	142.44
Northwestern	9	271	1009	3.72	51	11	112.11
Nebraska	9	311	1124	3.61	42	15	124.89
Maryland	9	288	1033	3.59	75	14	114.78
Minnesota	10	293	1047	3.57	80	15	104.7
Michigan St.	9	304	1060	3.49	63	9	117.78
UCLA	9	247	802	3.25	57	3	89.11

PASS DEFENSE EFFIC.

Team	G	Comp-Att-Int	Pct.	Yds	Avg/G	TD	Effic
Washington	10	148 - 282 - 8	52.48	1498	149.80	9	101.96
Oregon	10	168 - 307 - 9	54.72	1761	176.10	7	104.57
Minnesota	10	174 - 295 - 16	58.98	1766	176.60	9	108.49
Indiana	10	194 - 318 - 11	61.01	1833	183.30	8	110.81
Penn St.	9	154 - 260 - 8	59.23	1523	169.22	8	112.44
Ohio St.	9	141 - 228 - 7	61.84	1400	155.56	4	113.07
Wisconsin	9	135 - 228 - 3	59.21	1430	158.89	9	122.29
Iowa	10	203 - 323 - 14	62.85	2034	203.40	16	123.42
Northwestern	9	194 - 315 - 7	61.59	2170	241.11	11	126.53
Illinois	9	168 - 272 - 9	61.76	1903	211.44	12	128.48
Southern California	9	204 - 304 - 7	67.11	2136	237.33	8	130.21
Michigan	10	215 - 346 - 7	62.14	2328	232.80	17	130.82
Rutgers	9	184 - 290 - 5	63.45	2075	230.56	11	132.62
Nebraska	9	163 - 258 - 9	63.18	1850	205.56	16	136.90
Maryland	9	190 - 310 - 9	61.29	2389	265.44	18	139.38
Michigan St.	9	148 - 238 - 8	62.18	1753	194.78	16	139.52
UCLA	9	199 - 301 - 8	66.11	2275	252.78	15	140.73
Purdue	9	158 - 242 - 4	65.29	2219	246.56	15	159.46



2024-25 Big Ten Football
Extended Team Leaders
All games

RUSH ATTEMPTS

Team	G	Att	Yards	Avg/A	Long	TD	Avg/G
Iowa	10	379	2081	5.49	75	27	208.1
Indiana	10	379	1767	4.66	51	32	176.7
Michigan	10	358	1555	4.34	63	12	155.5
Rutgers	9	351	1562	4.45	62	17	173.56
Oregon	10	351	1693	4.82	54	21	169.3
Penn St.	9	341	1766	5.18	78	17	196.22
Wisconsin	9	339	1563	4.61	55	19	173.67
Washington	10	320	1410	4.41	64	10	141
Ohio St.	9	317	1665	5.25	86	20	185
Illinois	9	314	1282	4.08	42	10	142.44
Nebraska	9	311	1124	3.61	42	15	124.89
Michigan St.	9	304	1060	3.49	63	9	117.78
Minnesota	10	293	1047	3.57	80	15	104.7
Maryland	9	288	1033	3.59	75	14	114.78
Purdue	9	276	1290	4.67	69	8	143.33
Northwestern	9	271	1009	3.72	51	11	112.11
UCLA	9	247	802	3.25	57	3	89.11
Southern California	9	246	1319	5.36	75	16	146.56

RUSH YARDS

Team	G	Att	Yards	Avg/A	Long	TD	Avg/G
Iowa	10	379	2081	5.49	75	27	208.1
Indiana	10	379	1767	4.66	51	32	176.7
Penn St.	9	341	1766	5.18	78	17	196.22
Oregon	10	351	1693	4.82	54	21	169.3
Ohio St.	9	317	1665	5.25	86	20	185
Wisconsin	9	339	1563	4.61	55	19	173.67
Rutgers	9	351	1562	4.45	62	17	173.56
Michigan	10	358	1555	4.34	63	12	155.5
Washington	10	320	1410	4.41	64	10	141
Southern California	9	246	1319	5.36	75	16	146.56
Purdue	9	276	1290	4.67	69	8	143.33
Illinois	9	314	1282	4.08	42	10	142.44
Nebraska	9	311	1124	3.61	42	15	124.89
Michigan St.	9	304	1060	3.49	63	9	117.78
Minnesota	10	293	1047	3.57	80	15	104.7
Maryland	9	288	1033	3.59	75	14	114.78
Northwestern	9	271	1009	3.72	51	11	112.11
UCLA	9	247	802	3.25	57	3	89.11



**2024-25 Big Ten Football
Extended Team Leaders
All games**

PASS OFFENSE

Team	G	Comp-Att-Int	Pct.	Yds	Avg/A	TD	Avg/G
Maryland	9	251 - 380 - 8	66.05	2722	7.16	17	302.44
Southern California	9	241 - 375 - 9	64.27	2621	6.99	18	291.22
Oregon	10	243 - 329 - 5	73.86	2877	8.74	22	287.70
Indiana	10	195 - 278 - 5	70.14	2765	9.95	25	276.50
Ohio St.	9	186 - 261 - 5	71.26	2429	9.31	24	269.89
Washington	10	239 - 336 - 5	71.13	2645	7.87	15	264.50
Penn St.	9	170 - 240 - 6	70.83	2236	9.32	17	248.44
UCLA	9	186 - 285 - 11	65.26	2085	7.32	13	231.67
Nebraska	9	188 - 295 - 9	63.73	2063	6.99	10	229.22
Minnesota	10	221 - 332 - 4	66.57	2286	6.89	15	228.60
Michigan St.	9	161 - 258 - 11	62.40	2052	7.95	8	228.00
Illinois	9	159 - 256 - 3	62.11	1922	7.51	16	213.56
Rutgers	9	148 - 275 - 6	53.82	1890	6.87	12	210.00
Wisconsin	9	161 - 275 - 8	58.55	1842	6.70	9	204.67
Purdue	9	139 - 230 - 6	60.43	1594	6.93	11	177.11
Northwestern	9	148 - 270 - 6	54.81	1584	5.87	5	176.00
Iowa	10	131 - 213 - 7	61.50	1389	6.52	8	138.90
Michigan	10	144 - 242 - 9	59.50	1346	5.56	10	134.60

PASS COMP. PCT

Team	G	Comp-Att-Int	Pct.	Yds	Avg/A	TD	Avg/G
Oregon	10	243 - 329 - 5	73.86	2877	8.74	22	287.70
Ohio St.	9	186 - 261 - 5	71.26	2429	9.31	24	269.89
Washington	10	239 - 336 - 5	71.13	2645	7.87	15	264.50
Penn St.	9	170 - 240 - 6	70.83	2236	9.32	17	248.44
Indiana	10	195 - 278 - 5	70.14	2765	9.95	25	276.50
Minnesota	10	221 - 332 - 4	66.57	2286	6.89	15	228.60
Maryland	9	251 - 380 - 8	66.05	2722	7.16	17	302.44
UCLA	9	186 - 285 - 11	65.26	2085	7.32	13	231.67
Southern California	9	241 - 375 - 9	64.27	2621	6.99	18	291.22
Nebraska	9	188 - 295 - 9	63.73	2063	6.99	10	229.22
Michigan St.	9	161 - 258 - 11	62.40	2052	7.95	8	228.00
Illinois	9	159 - 256 - 3	62.11	1922	7.51	16	213.56
Iowa	10	131 - 213 - 7	61.50	1389	6.52	8	138.90
Purdue	9	139 - 230 - 6	60.43	1594	6.93	11	177.11
Michigan	10	144 - 242 - 9	59.50	1346	5.56	10	134.60
Wisconsin	9	161 - 275 - 8	58.55	1842	6.70	9	204.67
Northwestern	9	148 - 270 - 6	54.81	1584	5.87	5	176.00
Rutgers	9	148 - 275 - 6	53.82	1890	6.87	12	210.00

PASS DEFENSE

Team	G	Comp-Att-Int	Pct.	Yds	Avg/A	TD	Avg/G
Washington	10	148 - 282 - 8	52.48	1498	5.31	9	149.80
Ohio St.	9	141 - 228 - 7	61.84	1400	6.14	4	155.56
Wisconsin	9	135 - 228 - 3	59.21	1430	6.27	9	158.89
Penn St.	9	154 - 260 - 8	59.23	1523	5.86	8	169.22
Oregon	10	168 - 307 - 9	54.72	1761	5.74	7	176.10
Minnesota	10	174 - 295 - 16	58.98	1766	5.99	9	176.60
Indiana	10	194 - 318 - 11	61.01	1833	5.76	8	183.30
Michigan St.	9	148 - 238 - 8	62.18	1753	7.37	16	194.78
Iowa	10	203 - 323 - 14	62.85	2034	6.30	16	203.40
Nebraska	9	163 - 258 - 9	63.18	1850	7.17	16	205.56
Illinois	9	168 - 272 - 9	61.76	1903	7.00	12	211.44
Rutgers	9	184 - 290 - 5	63.45	2075	7.16	11	230.56
Michigan	10	215 - 346 - 7	62.14	2328	6.73	17	232.80
Southern California	9	204 - 304 - 7	67.11	2136	7.03	8	237.33
Northwestern	9	194 - 315 - 7	61.59	2170	6.89	11	241.11
Purdue	9	158 - 242 - 4	65.29	2219	9.17	15	246.56
UCLA	9	199 - 301 - 8	66.11	2275	7.56	15	252.78
Maryland	9	190 - 310 - 9	61.29	2389	7.71	18	265.44

PASS YDS/COMP.

Team	G	Comp-Att-Int	Pct.	Yds	Avg/A	TD	Avg/G
Indiana	10	195 - 278 - 5	70.14	2765	9.95	25	276.50
Ohio St.	9	186 - 261 - 5	71.26	2429	9.31	24	269.89
Penn St.	9	170 - 240 - 6	70.83	2236	9.32	17	248.44
Oregon	10	243 - 329 - 5	73.86	2877	8.74	22	287.70
Washington	10	239 - 336 - 5	71.13	2645	7.87	15	264.50
Illinois	9	159 - 256 - 3	62.11	1922	7.51	16	213.56
Minnesota	10	221 - 332 - 4	66.57	2286	6.89	15	228.60
Maryland	9	251 - 380 - 8	66.05	2722	7.16	17	302.44
UCLA	9	186 - 285 - 11	65.26	2085	7.32	13	231.67
Southern California	9	241 - 375 - 9	64.27	2621	6.99	18	291.22
Michigan St.	9	161 - 258 - 11	62.40	2052	7.95	8	228.00
Purdue	9	139 - 230 - 6	60.43	1594	6.93	11	177.11
Nebraska	9	188 - 295 - 9	63.73	2063	6.99	10	229.22
Iowa	10	131 - 213 - 7	61.50	1389	6.52	8	138.90
Rutgers	9	148 - 275 - 6	53.82	1890	6.87	12	210.00
Wisconsin	9	161 - 275 - 8	58.55	1842	6.70	9	204.67
Michigan	10	144 - 242 - 9	59.50	1346	5.56	10	134.60
Northwestern	9	148 - 270 - 6	54.81	1584	5.87	5	176.00



**2024-25 Big Ten Football
Extended Team Leaders
All games**

PASS ATTEMPTS

Team	G	Comp-Att-Int	Pct.	Yds	Avg/A	TD	Avg/G
Maryland	9	251 - 380 - 8	66.05	2722	7.16	17	302.44
Southern California	9	241 - 375 - 9	64.27	2621	6.99	18	291.22
Washington	10	239 - 336 - 5	71.13	2645	7.87	15	264.50
Minnesota	10	221 - 332 - 4	66.57	2286	6.89	15	228.60
Oregon	10	243 - 329 - 5	73.86	2877	8.74	22	287.70
Nebraska	9	188 - 295 - 9	63.73	2063	6.99	10	229.22
UCLA	9	186 - 285 - 11	65.26	2085	7.32	13	231.67
Indiana	10	195 - 278 - 5	70.14	2765	9.95	25	276.50
Wisconsin	9	161 - 275 - 8	58.55	1842	6.70	9	204.67
Rutgers	9	148 - 275 - 6	53.82	1890	6.87	12	210.00
Northwestern	9	148 - 270 - 6	54.81	1584	5.87	5	176.00
Ohio St.	9	186 - 261 - 5	71.26	2429	9.31	24	269.89
Michigan St.	9	161 - 258 - 11	62.40	2052	7.95	8	228.00
Illinois	9	159 - 256 - 3	62.11	1922	7.51	16	213.56
Michigan	10	144 - 242 - 9	59.50	1346	5.56	10	134.60
Penn St.	9	170 - 240 - 6	70.83	2236	9.32	17	248.44
Purdue	9	139 - 230 - 6	60.43	1594	6.93	11	177.11
Iowa	10	131 - 213 - 7	61.50	1389	6.52	8	138.90

PASS YDS/ATT.

Team	G	Comp-Att-Int	Pct.	Yds	Avg/A	TD	Avg/G
Indiana	10	195 - 278 - 5	70.14	2765	9.95	25	276.50
Oregon	10	243 - 329 - 5	73.86	2877	8.74	22	287.70
Ohio St.	9	186 - 261 - 5	71.26	2429	9.31	24	269.89
Penn St.	9	170 - 240 - 6	70.83	2236	9.32	17	248.44
Washington	10	239 - 336 - 5	71.13	2645	7.87	15	264.50
Michigan St.	9	161 - 258 - 11	62.40	2052	7.95	8	228.00
Minnesota	10	221 - 332 - 4	66.57	2286	6.89	15	228.60
Iowa	10	131 - 213 - 7	61.50	1389	6.52	8	138.90
Illinois	9	159 - 256 - 3	62.11	1922	7.51	16	213.56
Maryland	9	251 - 380 - 8	66.05	2722	7.16	17	302.44
Southern California	9	241 - 375 - 9	64.27	2621	6.99	18	291.22
UCLA	9	186 - 285 - 11	65.26	2085	7.32	13	231.67
Nebraska	9	188 - 295 - 9	63.73	2063	6.99	10	229.22
Rutgers	9	148 - 275 - 6	53.82	1890	6.87	12	210.00
Wisconsin	9	161 - 275 - 8	58.55	1842	6.70	9	204.67
Purdue	9	139 - 230 - 6	60.43	1594	6.93	11	177.11
Michigan	10	144 - 242 - 9	59.50	1346	5.56	10	134.60
Northwestern	9	148 - 270 - 6	54.81	1584	5.87	5	176.00

PASS COMPLETIONS

Team	G	Comp-Att-Int	Pct.	Yds	Avg/A	TD	Avg/G
Maryland	9	251 - 380 - 8	66.05	2722	7.16	17	302.44
Oregon	10	243 - 329 - 5	73.86	2877	8.74	22	287.70
Southern California	9	241 - 375 - 9	64.27	2621	6.99	18	291.22
Washington	10	239 - 336 - 5	71.13	2645	7.87	15	264.50
Minnesota	10	221 - 332 - 4	66.57	2286	6.89	15	228.60
Indiana	10	195 - 278 - 5	70.14	2765	9.95	25	276.50
Nebraska	9	188 - 295 - 9	63.73	2063	6.99	10	229.22
UCLA	9	186 - 285 - 11	65.26	2085	7.32	13	231.67
Ohio St.	9	186 - 261 - 5	71.26	2429	9.31	24	269.89
Penn St.	9	170 - 240 - 6	70.83	2236	9.32	17	248.44
Wisconsin	9	161 - 275 - 8	58.55	1842	6.70	9	204.67
Michigan St.	9	161 - 258 - 11	62.40	2052	7.95	8	228.00
Illinois	9	159 - 256 - 3	62.11	1922	7.51	16	213.56
Rutgers	9	148 - 275 - 6	53.82	1890	6.87	12	210.00
Northwestern	9	148 - 270 - 6	54.81	1584	5.87	5	176.00
Michigan	10	144 - 242 - 9	59.50	1346	5.56	10	134.60
Purdue	9	139 - 230 - 6	60.43	1594	6.93	11	177.11
Iowa	10	131 - 213 - 7	61.50	1389	6.52	8	138.90

PASS INTERCEPTIONS

Team	G	Comp-Att-Int	Pct.	Yds	Avg/A	TD	Avg/G
Illinois	9	159 - 256 - 3	62.11	1922	7.51	16	213.56
Minnesota	10	221 - 332 - 4	66.57	2286	6.89	15	228.60
Washington	10	239 - 336 - 5	71.13	2645	7.87	15	264.50
Oregon	10	243 - 329 - 5	73.86	2877	8.74	22	287.70
Ohio St.	9	186 - 261 - 5	71.26	2429	9.31	24	269.89
Indiana	10	195 - 278 - 5	70.14	2765	9.95	25	276.50
Rutgers	9	148 - 275 - 6	53.82	1890	6.87	12	210.00
Purdue	9	139 - 230 - 6	60.43	1594	6.93	11	177.11
Penn St.	9	170 - 240 - 6	70.83	2236	9.32	17	248.44
Northwestern	9	148 - 270 - 6	54.81	1584	5.87	5	176.00
Iowa	10	131 - 213 - 7	61.50	1389	6.52	8	138.90
Wisconsin	9	161 - 275 - 8	58.55	1842	6.70	9	204.67
Maryland	9	251 - 380 - 8	66.05	2722	7.16	17	302.44
Southern California	9	241 - 375 - 9	64.27	2621	6.99	18	291.22
Nebraska	9	188 - 295 - 9	63.73	2063	6.99	10	229.22
Michigan	10	144 - 242 - 9	59.50	1346	5.56	10	134.60
UCLA	9	186 - 285 - 11	65.26	2085	7.32	13	231.67
Michigan St.	9	161 - 258 - 11	62.40	2052	7.95	8	228.00



**2024-25 Big Ten Football
Extended Team Leaders
All games**

PASS YARDS

Team	G	Comp-Att-Int	Pct.	Yds	Avg/A	TD	Avg/G
Oregon	10	243 - 329 - 5	73.86	2877	8.74	22	287.70
Indiana	10	195 - 278 - 5	70.14	2765	9.95	25	276.50
Maryland	9	251 - 380 - 8	66.05	2722	7.16	17	302.44
Washington	10	239 - 336 - 5	71.13	2645	7.87	15	264.50
Southern California	9	241 - 375 - 9	64.27	2621	6.99	18	291.22
Ohio St.	9	186 - 261 - 5	71.26	2429	9.31	24	269.89
Minnesota	10	221 - 332 - 4	66.57	2286	6.89	15	228.60
Penn St.	9	170 - 240 - 6	70.83	2236	9.32	17	248.44
UCLA	9	186 - 285 - 11	65.26	2085	7.32	13	231.67
Nebraska	9	188 - 295 - 9	63.73	2063	6.99	10	229.22
Michigan St.	9	161 - 258 - 11	62.40	2052	7.95	8	228.00
Illinois	9	159 - 256 - 3	62.11	1922	7.51	16	213.56
Rutgers	9	148 - 275 - 6	53.82	1890	6.87	12	210.00
Wisconsin	9	161 - 275 - 8	58.55	1842	6.70	9	204.67
Purdue	9	139 - 230 - 6	60.43	1594	6.93	11	177.11
Northwestern	9	148 - 270 - 6	54.81	1584	5.87	5	176.00
Iowa	10	131 - 213 - 7	61.50	1389	6.52	8	138.90
Michigan	10	144 - 242 - 9	59.50	1346	5.56	10	134.60

PASSING TDS

Team	G	Comp-Att-Int	Pct.	Yds	Avg/A	TD	Avg/G
Indiana	10	195 - 278 - 5	70.14	2765	9.95	25	276.50
Ohio St.	9	186 - 261 - 5	71.26	2429	9.31	24	269.89
Oregon	10	243 - 329 - 5	73.86	2877	8.74	22	287.70
Southern California	9	241 - 375 - 9	64.27	2621	6.99	18	291.22
Penn St.	9	170 - 240 - 6	70.83	2236	9.32	17	248.44
Maryland	9	251 - 380 - 8	66.05	2722	7.16	17	302.44
Illinois	9	159 - 256 - 3	62.11	1922	7.51	16	213.56
Washington	10	239 - 336 - 5	71.13	2645	7.87	15	264.50
Minnesota	10	221 - 332 - 4	66.57	2286	6.89	15	228.60
UCLA	9	186 - 285 - 11	65.26	2085	7.32	13	231.67
Rutgers	9	148 - 275 - 6	53.82	1890	6.87	12	210.00
Purdue	9	139 - 230 - 6	60.43	1594	6.93	11	177.11
Nebraska	9	188 - 295 - 9	63.73	2063	6.99	10	229.22
Michigan	10	144 - 242 - 9	59.50	1346	5.56	10	134.60
Wisconsin	9	161 - 275 - 8	58.55	1842	6.70	9	204.67
Michigan St.	9	161 - 258 - 11	62.40	2052	7.95	8	228.00
Iowa	10	131 - 213 - 7	61.50	1389	6.52	8	138.90
Northwestern	9	148 - 270 - 6	54.81	1584	5.87	5	176.00

FIELD GOALS

Team	G	Made	Att	Pct
Indiana	10	8	8	100
Michigan	10	13	14	92.86
Michigan St.	9	17	19	89.47
Ohio St.	9	6	7	85.71
Oregon	10	12	15	80
Iowa	10	12	15	80
Illinois	9	15	19	78.95
UCLA	9	14	18	77.78
Penn St.	9	10	14	71.43
Minnesota	10	15	21	71.43
Maryland	9	10	14	71.43
Wisconsin	9	9	13	69.23
Northwestern	9	13	19	68.42
Southern California	9	10	15	66.67
Washington	10	15	23	65.22
Rutgers	9	7	11	63.64
Purdue	9	7	11	63.64
Nebraska	9	7	12	58.33

PATS KICKS MADE

Team	G	Made	Att	Pct
Indiana	10	59	59	100
Ohio St.	9	47	47	100
Oregon	10	39	41	95.12
Southern California	9	35	35	100
Penn St.	9	35	35	100
Iowa	10	34	34	100
Minnesota	10	30	31	96.77
Wisconsin	9	27	27	100
Maryland	9	27	28	96.43
Rutgers	9	25	26	96.15
Nebraska	9	25	26	96.15
Illinois	9	24	24	100
Washington	10	21	22	95.45
Michigan	10	19	20	95
Northwestern	9	18	18	100
UCLA	9	17	17	100
Purdue	9	17	17	100
Michigan St.	9	17	18	94.44



**2024-25 Big Ten Football
Extended Team Leaders
All games**

FIELD GOALS ATTEMPTED

Team	G	Made	Att	Pct
Washington	10	15	23	65.22
Minnesota	10	15	21	71.43
Northwestern	9	13	19	68.42
Michigan St.	9	17	19	89.47
Illinois	9	15	19	78.95
UCLA	9	14	18	77.78
Southern California	9	10	15	66.67
Oregon	10	12	15	80
Iowa	10	12	15	80
Penn St.	9	10	14	71.43
Michigan	10	13	14	92.86
Maryland	9	10	14	71.43
Wisconsin	9	9	13	69.23
Nebraska	9	7	12	58.33
Rutgers	9	7	11	63.64
Purdue	9	7	11	63.64
Indiana	10	8	8	100
Ohio St.	9	6	7	85.71

NET YARDS PER PUNT

Team	G	No.	Yards	Avg/P	Ret.	Avg/R	TB	Net/P
Southern California	9	30	1446	48.20	79	7.90	0	45.57
Indiana	10	23	1007	43.78	15	3.00	0	43.13
Wisconsin	9	39	1786	45.79	63	5.25	3	42.64
Michigan St.	9	31	1460	47.10	112	8.62	2	42.19
Maryland	9	38	1715	45.13	82	6.83	2	41.92
Oregon	10	29	1313	45.28	43	14.33	3	41.72
Purdue	9	45	1970	43.78	81	5.79	2	41.09
UCLA	9	32	1390	43.44	61	5.55	1	40.91
Ohio St.	9	27	1147	42.48	31	5.17	1	40.59
Penn St.	9	25	1069	42.76	26	8.67	2	40.12
Rutgers	9	38	1623	42.71	33	8.25	4	39.74
Iowa	10	48	2158	44.96	152	21.71	5	39.71
Illinois	9	29	1212	41.79	39	7.80	2	39.07
Minnesota	10	42	1778	42.33	123	9.46	1	38.93
Northwestern	9	47	2030	43.19	224	11.20	3	37.15
Michigan	10	45	1898	42.18	174	15.82	3	36.98
Nebraska	9	35	1471	42.03	174	11.60	3	35.34
Washington	10	30	1290	43.00	240	15.00	1	34.33

FIELD GOALS MADE

Team	G	Made	Att	Pct
Michigan St.	9	17	19	89.47
Washington	10	15	23	65.22
Minnesota	10	15	21	71.43
Illinois	9	15	19	78.95
UCLA	9	14	18	77.78
Northwestern	9	13	19	68.42
Michigan	10	13	14	92.86
Oregon	10	12	15	80
Iowa	10	12	15	80
Southern California	9	10	15	66.67
Penn St.	9	10	14	71.43
Maryland	9	10	14	71.43
Wisconsin	9	9	13	69.23
Indiana	10	8	8	100
Rutgers	9	7	11	63.64
Purdue	9	7	11	63.64
Nebraska	9	7	12	58.33
Ohio St.	9	6	7	85.71

AVG YARDS PER PUNT

Team	G	No.	Yards	Avg/P	Ret.	Avg/R	TB	Net/P
Iowa	10	48	2158	44.96	152	21.71	5	39.71
Northwestern	9	47	2030	43.19	224	11.20	3	37.15
Purdue	9	45	1970	43.78	81	5.79	2	41.09
Michigan	10	45	1898	42.18	174	15.82	3	36.98
Minnesota	10	42	1778	42.33	123	9.46	1	38.93
Wisconsin	9	39	1786	45.79	63	5.25	3	42.64
Rutgers	9	38	1623	42.71	33	8.25	4	39.74
Maryland	9	38	1715	45.13	82	6.83	2	41.92
Nebraska	9	35	1471	42.03	174	11.60	3	35.34
UCLA	9	32	1390	43.44	61	5.55	1	40.91
Michigan St.	9	31	1460	47.10	112	8.62	2	42.19
Washington	10	30	1290	43.00	240	15.00	1	34.33
Southern California	9	30	1446	48.20	79	7.90	0	45.57
Oregon	10	29	1313	45.28	43	14.33	3	41.72
Illinois	9	29	1212	41.79	39	7.80	2	39.07
Ohio St.	9	27	1147	42.48	31	5.17	1	40.59
Penn St.	9	25	1069	42.76	26	8.67	2	40.12
Indiana	10	23	1007	43.78	15	3.00	0	43.13



2024-25 Big Ten Football
Extended Team Leaders
All games

PAT KICKING

Team	G	Made	Att	Pct
Wisconsin	9	27	27	100
UCLA	9	17	17	100
Southern California	9	35	35	100
Purdue	9	17	17	100
Penn St.	9	35	35	100
Ohio St.	9	47	47	100
Northwestern	9	18	18	100
Iowa	10	34	34	100
Indiana	10	59	59	100
Illinois	9	24	24	100
Minnesota	10	30	31	96.77
Maryland	9	27	28	96.43
Rutgers	9	25	26	96.15
Nebraska	9	25	26	96.15
Washington	10	21	22	95.45
Oregon	10	39	41	95.12
Michigan	10	19	20	95
Michigan St.	9	17	18	94.44

NUMBER OF PUNTS

Team	G	No.	Yards	Avg/P	Ret.	Avg/R	TB	Net/P
Iowa	10	48	2158	44.96	152	21.71	5	39.71
Northwestern	9	47	2030	43.19	224	11.20	3	37.15
Purdue	9	45	1970	43.78	81	5.79	2	41.09
Michigan	10	45	1898	42.18	174	15.82	3	36.98
Minnesota	10	42	1778	42.33	123	9.46	1	38.93
Wisconsin	9	39	1786	45.79	63	5.25	3	42.64
Rutgers	9	38	1623	42.71	33	8.25	4	39.74
Maryland	9	38	1715	45.13	82	6.83	2	41.92
Nebraska	9	35	1471	42.03	174	11.60	3	35.34
UCLA	9	32	1390	43.44	61	5.55	1	40.91
Michigan St.	9	31	1460	47.10	112	8.62	2	42.19
Washington	10	30	1290	43.00	240	15.00	1	34.33
Southern California	9	30	1446	48.20	79	7.90	0	45.57
Oregon	10	29	1313	45.28	43	14.33	3	41.72
Illinois	9	29	1212	41.79	39	7.80	2	39.07
Ohio St.	9	27	1147	42.48	31	5.17	1	40.59
Penn St.	9	25	1069	42.76	26	8.67	2	40.12
Indiana	10	23	1007	43.78	15	3.00	0	43.13

PAT KICK ATTEMPTS

Team	G	Made	Att	Pct
Indiana	10	59	59	100
Ohio St.	9	47	47	100
Oregon	10	39	41	95.12
Southern California	9	35	35	100
Penn St.	9	35	35	100
Iowa	10	34	34	100
Minnesota	10	30	31	96.77
Maryland	9	27	28	96.43
Wisconsin	9	27	27	100
Rutgers	9	25	26	96.15
Nebraska	9	25	26	96.15
Illinois	9	24	24	100
Washington	10	21	22	95.45
Michigan	10	19	20	95
Northwestern	9	18	18	100
Michigan St.	9	17	18	94.44
UCLA	9	17	17	100
Purdue	9	17	17	100

YARDS PUNTED

Team	G	No.	Yards	Avg/P	Ret.	Avg/R	TB	Net/P
Iowa	10	48	2158	44.96	152	21.71	5	39.71
Northwestern	9	47	2030	43.19	224	11.20	3	37.15
Purdue	9	45	1970	43.78	81	5.79	2	41.09
Michigan	10	45	1898	42.18	174	15.82	3	36.98
Wisconsin	9	39	1786	45.79	63	5.25	3	42.64
Minnesota	10	42	1778	42.33	123	9.46	1	38.93
Maryland	9	38	1715	45.13	82	6.83	2	41.92
Rutgers	9	38	1623	42.71	33	8.25	4	39.74
Nebraska	9	35	1471	42.03	174	11.60	3	35.34
Michigan St.	9	31	1460	47.10	112	8.62	2	42.19
Southern California	9	30	1446	48.20	79	7.90	0	45.57
UCLA	9	32	1390	43.44	61	5.55	1	40.91
Oregon	10	29	1313	45.28	43	14.33	3	41.72
Washington	10	30	1290	43.00	240	15.00	1	34.33
Illinois	9	29	1212	41.79	39	7.80	2	39.07
Ohio St.	9	27	1147	42.48	31	5.17	1	40.59
Penn St.	9	25	1069	42.76	26	8.67	2	40.12
Indiana	10	23	1007	43.78	15	3.00	0	43.13



**2024-25 Big Ten Football
Extended Team Leaders
All games**

PUNT RETURN AVG

Team	G	No	Yards	TD	Long	Avg.
UCLA	9	4	57	0	18	14.25
Northwestern	9	13	184	1	72	14.15
Illinois	9	15	194	0	37	12.93
Iowa	10	22	270	1	85	12.27
Indiana	10	25	294	0	65	11.76
Rutgers	9	7	81	0	20	11.57
Minnesota	10	16	176	0	60	11
Michigan	10	13	137	0	22	10.54
Oregon	10	15	154	1	85	10.27
Maryland	9	11	98	0	27	8.91
Michigan St.	9	5	42	0	24	8.4
Ohio St.	9	15	117	0	36	7.8
Purdue	9	11	81	0	20	7.36
Washington	10	10	67	0	25	6.7
Wisconsin	9	12	66	0	15	5.5
Nebraska	9	11	60	0	13	5.45
Southern California	9	10	54	0	20	5.4
Penn St.	9	14	70	0	23	5

KICK RETURNS

Team	G	No.	Yards	TD	Long	Avg.
Iowa	10	21	526	0	39	25.05
Northwestern	9	19	475	0	96	25.00
Michigan	10	19	381	0	37	20.05
Wisconsin	9	17	407	0	74	23.94
Nebraska	9	17	283	0	40	16.65
Washington	10	16	389	0	50	24.31
Minnesota	10	16	300	0	27	18.75
Southern California	9	15	337	0	80	22.47
Penn St.	9	14	266	0	27	19.00
UCLA	9	10	187	0	24	18.70
Purdue	9	9	170	0	33	18.89
Maryland	9	9	118	0	33	13.11
Ohio St.	9	8	104	0	23	13.00
Michigan St.	9	8	135	0	33	16.88
Oregon	10	6	208	1	100	34.67
Illinois	9	6	115	0	27	19.17
Indiana	10	4	84	0	32	21.00
Rutgers	9	3	56	0	20	18.67

PUNT RETURNS

Team	G	No	Yards	TD	Long	Avg.
Indiana	10	25	294	0	65	11.76
Iowa	10	22	270	1	85	12.27
Minnesota	10	16	176	0	60	11
Oregon	10	15	154	1	85	10.27
Ohio St.	9	15	117	0	36	7.8
Illinois	9	15	194	0	37	12.93
Penn St.	9	14	70	0	23	5
Northwestern	9	13	184	1	72	14.15
Michigan	10	13	137	0	22	10.54
Wisconsin	9	12	66	0	15	5.5
Purdue	9	11	81	0	20	7.36
Nebraska	9	11	60	0	13	5.45
Maryland	9	11	98	0	27	8.91
Washington	10	10	67	0	25	6.7
Southern California	9	10	54	0	20	5.4
Rutgers	9	7	81	0	20	11.57
Michigan St.	9	5	42	0	24	8.4
UCLA	9	4	57	0	18	14.25

KICK RETURN YARDS

Team	G	No.	Yards	TD	Long	Avg.
Iowa	10	21	526	0	39	25.05
Northwestern	9	19	475	0	96	25.00
Wisconsin	9	17	407	0	74	23.94
Washington	10	16	389	0	50	24.31
Michigan	10	19	381	0	37	20.05
Southern California	9	15	337	0	80	22.47
Minnesota	10	16	300	0	27	18.75
Nebraska	9	17	283	0	40	16.65
Penn St.	9	14	266	0	27	19.00
Oregon	10	6	208	1	100	34.67
UCLA	9	10	187	0	24	18.70
Purdue	9	9	170	0	33	18.89
Michigan St.	9	8	135	0	33	16.88
Maryland	9	9	118	0	33	13.11
Illinois	9	6	115	0	27	19.17
Ohio St.	9	8	104	0	23	13.00
Indiana	10	4	84	0	32	21.00
Rutgers	9	3	56	0	20	18.67



**2024-25 Big Ten Football
Extended Team Leaders
All games**

PUNT RETURN YARDS

Team	G	No	Yards	TD	Long	Avg.
Indiana	10	25	294	0	65	11.76
Iowa	10	22	270	1	85	12.27
Illinois	9	15	194	0	37	12.93
Northwestern	9	13	184	1	72	14.15
Minnesota	10	16	176	0	60	11
Oregon	10	15	154	1	85	10.27
Michigan	10	13	137	0	22	10.54
Ohio St.	9	15	117	0	36	7.8
Maryland	9	11	98	0	27	8.91
Rutgers	9	7	81	0	20	11.57
Purdue	9	11	81	0	20	7.36
Penn St.	9	14	70	0	23	5
Washington	10	10	67	0	25	6.7
Wisconsin	9	12	66	0	15	5.5
Nebraska	9	11	60	0	13	5.45
UCLA	9	4	57	0	18	14.25
Southern California	9	10	54	0	20	5.4
Michigan St.	9	5	42	0	24	8.4

KICK RETURN TDS

Team	G	No.	Yards	TD	Long	Avg.
Oregon	10	6	208	1	100	34.67
Wisconsin	9	17	407	0	74	23.94
Washington	10	16	389	0	50	24.31
UCLA	9	10	187	0	24	18.70
Southern California	9	15	337	0	80	22.47
Rutgers	9	3	56	0	20	18.67
Purdue	9	9	170	0	33	18.89
Penn St.	9	14	266	0	27	19.00
Ohio St.	9	8	104	0	23	13.00
Northwestern	9	19	475	0	96	25.00
Nebraska	9	17	283	0	40	16.65
Minnesota	10	16	300	0	27	18.75
Michigan St.	9	8	135	0	33	16.88
Michigan	10	19	381	0	37	20.05
Maryland	9	9	118	0	33	13.11
Iowa	10	21	526	0	39	25.05
Indiana	10	4	84	0	32	21.00
Illinois	9	6	115	0	27	19.17

PUNT RETURN TDS

Team	G	No	Yards	TD	Long	Avg.
Oregon	10	15	154	1	85	10.27
Northwestern	9	13	184	1	72	14.15
Iowa	10	22	270	1	85	12.27
Wisconsin	9	12	66	0	15	5.5
Washington	10	10	67	0	25	6.7
UCLA	9	4	57	0	18	14.25
Southern California	9	10	54	0	20	5.4
Rutgers	9	7	81	0	20	11.57
Purdue	9	11	81	0	20	7.36
Penn St.	9	14	70	0	23	5
Ohio St.	9	15	117	0	36	7.8
Nebraska	9	11	60	0	13	5.45
Minnesota	10	16	176	0	60	11
Michigan St.	9	5	42	0	24	8.4
Michigan	10	13	137	0	22	10.54
Maryland	9	11	98	0	27	8.91
Indiana	10	25	294	0	65	11.76
Illinois	9	15	194	0	37	12.93



2024-25 Big Ten Football
Extended Team Leaders
All games

KICKOFF RETURNS

Team	G	No	Yards	TD	Long	Avg.
Wisconsin	9	45	1831	0	74	40.69
Iowa	10	58	2356	0	39	40.62
Northwestern	9	41	1664	0	96	40.59
Michigan	10	46	1863	0	37	40.5
Minnesota	10	55	2216	0	27	40.29
Penn St.	9	54	2173	0	27	40.24
Indiana	10	76	3055	0	32	40.2
Ohio St.	9	62	2492	0	23	40.19
Nebraska	9	42	1682	0	40	40.05
UCLA	9	39	1558	0	24	39.95
Purdue	9	33	1315	0	33	39.85
Illinois	9	46	1833	0	27	39.85
Maryland	9	49	1947	0	33	39.73
Oregon	10	67	2636	1	100	39.34
Michigan St.	9	43	1688	0	33	39.26
Southern California	9	53	2071	0	80	39.08
Rutgers	9	44	1713	0	20	38.93
Washington	10	51	1903	0	50	37.31



2024-25 Big Ten Football
Extended Team Leaders
All games

INTERCEPTION RETURN AVG

Team	G	No.	Yards	TD	Long	Avg.
Michigan St.	9	8	214	1	100	26.75
Rutgers	9	5	99	1	52	19.80
UCLA	9	8	157	2	96	19.63
Southern California	9	7	137	1	55	19.57
Indiana	10	11	215	2	78	19.55
Michigan	10	7	134	2	86	19.14
Northwestern	9	7	130	1	85	18.57
Ohio St.	9	7	129	1	45	18.43
Washington	10	8	131	0	35	16.38
Nebraska	9	9	139	2	35	15.44
Maryland	9	9	133	0	51	14.78
Minnesota	10	16	207	2	70	12.94
Penn St.	9	8	101	2	31	12.63
Illinois	9	9	98	1	30	10.89
Iowa	10	14	140	1	32	10.00
Wisconsin	9	3	8	0	8	2.67
Oregon	10	9	15	0	12	1.67
Purdue	9	4	0	0	0	0.00

FUMBLE RETURNS

Team	G	No.	Yards	TD	Long	Avg.
Wisconsin	9	7	0	0	0	0.00
Washington	10	3	0	0	0	0.00
UCLA	9	2	12	0	12	6.00
Southern California	9	5	0	0	0	0.00
Rutgers	9	5	3	0	3	0.60
Purdue	9	1	16	1	16	16.00
Penn St.	9	4	10	0	9	2.50
Oregon	10	5	0	1	0	0.00
Ohio St.	9	6	46	2	27	7.67
Northwestern	9	6	2	1	2	0.33
Nebraska	9	3	0	0	0	0.00
Minnesota	10	4	0	0	0	0.00
Michigan St.	9	1	0	0	0	0.00
Michigan	10	4	21	0	18	5.25
Maryland	9	6	0	0	0	0.00
Iowa	10	6	0	0	0	0.00
Indiana	10	6	0	0	0	0.00
Illinois	9	5	3	0	3	0.60

INTERCEPTION RETURNS

Team	G	No.	Yards	TD	Long	Avg.
Minnesota	10	16	207	2	70	12.94
Iowa	10	14	140	1	32	10.00
Indiana	10	11	215	2	78	19.55
Oregon	10	9	15	0	12	1.67
Nebraska	9	9	139	2	35	15.44
Maryland	9	9	133	0	51	14.78
Illinois	9	9	98	1	30	10.89
Washington	10	8	131	0	35	16.38
UCLA	9	8	157	2	96	19.63
Penn St.	9	8	101	2	31	12.63
Michigan St.	9	8	214	1	100	26.75
Southern California	9	7	137	1	55	19.57
Ohio St.	9	7	129	1	45	18.43
Northwestern	9	7	130	1	85	18.57
Michigan	10	7	134	2	86	19.14
Rutgers	9	5	99	1	52	19.80
Purdue	9	4	0	0	0	0.00
Wisconsin	9	3	8	0	8	2.67

FUMBLE RETURN YARDS

Team	G	No.	Yards	TD	Long	Avg.
Ohio St.	9	6	46	2	27	7.67
Michigan	10	4	21	0	18	5.25
Purdue	9	1	16	1	16	16.00
UCLA	9	2	12	0	12	6.00
Penn St.	9	4	10	0	9	2.50
Rutgers	9	5	3	0	3	0.60
Illinois	9	5	3	0	3	0.60
Northwestern	9	6	2	1	2	0.33
Wisconsin	9	7	0	0	0	0.00
Washington	10	3	0	0	0	0.00
Southern California	9	5	0	0	0	0.00
Oregon	10	5	0	1	0	0.00
Nebraska	9	3	0	0	0	0.00
Minnesota	10	4	0	0	0	0.00
Michigan St.	9	1	0	0	0	0.00
Maryland	9	6	0	0	0	0.00
Iowa	10	6	0	0	0	0.00
Indiana	10	6	0	0	0	0.00



2024-25 Big Ten Football
Extended Team Leaders
All games

INTERCEPTION RET YARDS

Team	G	No.	Yards	TD	Long	Avg.
Indiana	10	11	215	2	78	19.55
Michigan St.	9	8	214	1	100	26.75
Minnesota	10	16	207	2	70	12.94
UCLA	9	8	157	2	96	19.63
Iowa	10	14	140	1	32	10.00
Nebraska	9	9	139	2	35	15.44
Southern California	9	7	137	1	55	19.57
Michigan	10	7	134	2	86	19.14
Maryland	9	9	133	0	51	14.78
Washington	10	8	131	0	35	16.38
Northwestern	9	7	130	1	85	18.57
Ohio St.	9	7	129	1	45	18.43
Penn St.	9	8	101	2	31	12.63
Rutgers	9	5	99	1	52	19.80
Illinois	9	9	98	1	30	10.89
Oregon	10	9	15	0	12	1.67
Wisconsin	9	3	8	0	8	2.67
Purdue	9	4	0	0	0	0.00

FUMBLE RETURN TDS

Team	G	No.	Yards	TD	Long	Avg.
Ohio St.	9	6	46	2	27	7.67
Purdue	9	1	16	1	16	16.00
Oregon	10	5	0	1	0	0.00
Northwestern	9	6	2	1	2	0.33
Wisconsin	9	7	0	0	0	0.00
Washington	10	3	0	0	0	0.00
UCLA	9	2	12	0	12	6.00
Southern California	9	5	0	0	0	0.00
Rutgers	9	5	3	0	3	0.60
Penn St.	9	4	10	0	9	2.50
Nebraska	9	3	0	0	0	0.00
Minnesota	10	4	0	0	0	0.00
Michigan St.	9	1	0	0	0	0.00
Michigan	10	4	21	0	18	5.25
Maryland	9	6	0	0	0	0.00
Iowa	10	6	0	0	0	0.00
Indiana	10	6	0	0	0	0.00
Illinois	9	5	3	0	3	0.60

INTERCEPTION RETURN TDS

Team	G	No.	Yards	TD	Long	Avg.
UCLA	9	8	157	2	96	19.63
Penn St.	9	8	101	2	31	12.63
Nebraska	9	9	139	2	35	15.44
Minnesota	10	16	207	2	70	12.94
Michigan	10	7	134	2	86	19.14
Indiana	10	11	215	2	78	19.55
Southern California	9	7	137	1	55	19.57
Rutgers	9	5	99	1	52	19.80
Ohio St.	9	7	129	1	45	18.43
Northwestern	9	7	130	1	85	18.57
Michigan St.	9	8	214	1	100	26.75
Iowa	10	14	140	1	32	10.00
Illinois	9	9	98	1	30	10.89
Wisconsin	9	3	8	0	8	2.67
Washington	10	8	131	0	35	16.38
Purdue	9	4	0	0	0	0.00
Oregon	10	9	15	0	12	1.67
Maryland	9	9	133	0	51	14.78

FUMBLE RECOVERED

Team	G	No.	Yards	TD	Long	Avg.
Wisconsin	9	7	0	0	0	0.00
Ohio St.	9	6	46	2	27	7.67
Northwestern	9	6	2	1	2	0.33
Maryland	9	6	0	0	0	0.00
Iowa	10	6	0	0	0	0.00
Indiana	10	6	0	0	0	0.00
Southern California	9	5	0	0	0	0.00
Rutgers	9	5	3	0	3	0.60
Oregon	10	5	0	1	0	0.00
Illinois	9	5	3	0	3	0.60
Penn St.	9	4	10	0	9	2.50
Minnesota	10	4	0	0	0	0.00
Michigan	10	4	21	0	18	5.25
Washington	10	3	0	0	0	0.00
Nebraska	9	3	0	0	0	0.00
UCLA	9	2	12	0	12	6.00
Purdue	9	1	16	1	16	16.00
Michigan St.	9	1	0	0	0	0.00



2024-25 Big Ten Football
Extended Team Leaders
All games

FUMBLE RETURN AVG

Team	G	No.	Yards	TD	Long	Avg.
Purdue	9	1	16	1	16	16.00
Ohio St.	9	6	46	2	27	7.67
UCLA	9	2	12	0	12	6.00
Michigan	10	4	21	0	18	5.25
Penn St.	9	4	10	0	9	2.50
Rutgers	9	5	3	0	3	0.60
Illinois	9	5	3	0	3	0.60
Northwestern	9	6	2	1	2	0.33
Wisconsin	9	7	0	0	0	0.00
Washington	10	3	0	0	0	0.00
Southern California	9	5	0	0	0	0.00
Oregon	10	5	0	1	0	0.00
Nebraska	9	3	0	0	0	0.00
Minnesota	10	4	0	0	0	0.00
Michigan St.	9	1	0	0	0	0.00
Maryland	9	6	0	0	0	0.00
Iowa	10	6	0	0	0	0.00
Indiana	10	6	0	0	0	0.00

TURNOVER MARGIN

Team	Lost				Gained			Margin	Per/G
	G	Fum	Int	Tot	Fum	Int	Tot		
Minnesota	10	4	4	8	4	16	20	12	1.20
Iowa	10	3	7	10	6	14	20	10	1.00
Indiana	10	2	5	7	6	11	17	10	1.00
Oregon	10	4	5	9	5	9	14	5	0.50
Illinois	9	7	3	10	5	9	14	4	0.44
Washington	10	3	5	8	3	8	11	3	0.30
Rutgers	9	1	6	7	5	5	10	3	0.33
Penn St.	9	3	6	9	4	8	12	3	0.33
Ohio St.	9	5	5	10	6	7	13	3	0.33
Northwestern	9	5	6	11	6	7	13	2	0.22
Maryland	9	6	8	14	6	9	15	1	0.11
Nebraska	9	3	9	12	3	9	12	0	0.00
Southern California	9	5	9	14	5	7	12	-2	-0.22
Wisconsin	9	7	8	15	7	3	10	-5	-0.56
UCLA	9	4	11	15	2	8	10	-5	-0.56
Michigan	10	7	9	16	4	7	11	-5	-0.50
Purdue	9	6	6	12	1	4	5	-7	-0.78
Michigan St.	9	7	11	18	1	8	9	-9	-1.00

FIRST DOWNS

Team	G	Rush	Pass	Pen	Total	Avg/G
Indiana	10	101	125	17	243	24.3
Oregon	10	90	130	17	237	23.7
Penn St.	9	92	109	12	213	23.67
Washington	10	81	119	11	211	21.1
Southern California	9	65	132	13	210	23.33
Maryland	9	57	128	20	205	22.78
Minnesota	10	66	112	25	203	20.3
Ohio St.	9	86	106	7	199	22.11
Rutgers	9	88	85	22	195	21.67
Nebraska	9	76	89	29	194	21.56
Illinois	9	72	96	19	187	20.78
Wisconsin	9	89	79	15	183	20.33
Michigan St.	9	74	86	13	173	19.22
Iowa	10	93	67	13	173	17.3
UCLA	9	45	98	16	159	17.67
Michigan	10	83	67	9	159	15.9
Northwestern	9	60	67	12	139	15.44
Purdue	9	59	69	7	135	15

3RD-DOWN CONVERSIONS

Team	G	Conv.	Att.	Pct.
Penn St.	9	53	104	50.96
Oregon	10	63	124	50.81
Indiana	10	53	108	49.07
Southern California	9	53	113	46.9
Minnesota	10	61	131	46.56
Iowa	10	58	130	44.62
Illinois	9	48	108	44.44
Ohio St.	9	47	106	44.34
Nebraska	9	55	127	43.31
Maryland	9	58	137	42.34
UCLA	9	46	111	41.44
Michigan St.	9	48	116	41.38
Wisconsin	9	50	123	40.65
Rutgers	9	51	127	40.16
Michigan	10	51	130	39.23
Washington	10	44	119	36.97
Purdue	9	36	108	33.33
Northwestern	9	35	118	29.66



2024-25 Big Ten Football
Extended Team Leaders
All games

1ST DOWNS RUSHING

Team	G	Rush	Pass	Pen	Total	Avg/G
Indiana	10	101	125	17	243	24.3
Iowa	10	93	67	13	173	17.3
Penn St.	9	92	109	12	213	23.67
Oregon	10	90	130	17	237	23.7
Wisconsin	9	89	79	15	183	20.33
Rutgers	9	88	85	22	195	21.67
Ohio St.	9	86	106	7	199	22.11
Michigan	10	83	67	9	159	15.9
Washington	10	81	119	11	211	21.1
Nebraska	9	76	89	29	194	21.56
Michigan St.	9	74	86	13	173	19.22
Illinois	9	72	96	19	187	20.78
Minnesota	10	66	112	25	203	20.3
Southern California	9	65	132	13	210	23.33
Northwestern	9	60	67	12	139	15.44
Purdue	9	59	69	7	135	15
Maryland	9	57	128	20	205	22.78
UCLA	9	45	98	16	159	17.67

OPT 3RD-DN CONVERT

Team	G	Conv.	Att.	Pct.
Ohio St.	9	37	122	30.33
Southern California	9	38	119	31.93
Indiana	10	44	133	33.08
Oregon	10	45	133	33.83
Penn St.	9	41	120	34.17
Iowa	10	46	131	35.11
Nebraska	9	41	114	35.96
Northwestern	9	44	120	36.67
Wisconsin	9	46	119	38.66
Maryland	9	51	124	41.13
Washington	10	57	137	41.61
Rutgers	9	51	122	41.8
Michigan St.	9	50	117	42.74
Michigan	10	62	143	43.36
Minnesota	10	60	137	43.8
Illinois	9	52	115	45.22
Purdue	9	51	109	46.79
UCLA	9	63	118	53.39

1ST DOWNS PASSING

Team	G	Rush	Pass	Pen	Total	Avg/G
Southern California	9	65	132	13	210	23.33
Oregon	10	90	130	17	237	23.7
Maryland	9	57	128	20	205	22.78
Indiana	10	101	125	17	243	24.3
Washington	10	81	119	11	211	21.1
Minnesota	10	66	112	25	203	20.3
Penn St.	9	92	109	12	213	23.67
Ohio St.	9	86	106	7	199	22.11
UCLA	9	45	98	16	159	17.67
Illinois	9	72	96	19	187	20.78
Nebraska	9	76	89	29	194	21.56
Michigan St.	9	74	86	13	173	19.22
Rutgers	9	88	85	22	195	21.67
Wisconsin	9	89	79	15	183	20.33
Purdue	9	59	69	7	135	15
Northwestern	9	60	67	12	139	15.44
Michigan	10	83	67	9	159	15.9
Iowa	10	93	67	13	173	17.3

4TH-DOWN CONVERSIONS

Team	G	Conv.	Att.	Pct.
Minnesota	10	7	8	87.5
Michigan	10	11	15	73.33
Ohio St.	9	13	18	72.22
UCLA	9	7	10	70
Wisconsin	9	10	15	66.67
Penn St.	9	6	9	66.67
Oregon	10	8	13	61.54
Northwestern	9	7	12	58.33
Indiana	10	10	18	55.56
Southern California	9	6	11	54.55
Michigan St.	9	6	12	50
Washington	10	10	22	45.45
Maryland	9	10	22	45.45
Illinois	9	6	14	42.86
Rutgers	9	8	22	36.36
Iowa	10	2	6	33.33
Nebraska	9	5	17	29.41
Purdue	9	2	14	14.29



2024-25 Big Ten Football
Extended Team Leaders
All games

1ST DOWNS BY PENALTY

Team	G	Rush	Pass	Pen	Total	Avg/G
Nebraska	9	76	89	29	194	21.56
Minnesota	10	66	112	25	203	20.3
Rutgers	9	88	85	22	195	21.67
Maryland	9	57	128	20	205	22.78
Illinois	9	72	96	19	187	20.78
Oregon	10	90	130	17	237	23.7
Indiana	10	101	125	17	243	24.3
UCLA	9	45	98	16	159	17.67
Wisconsin	9	89	79	15	183	20.33
Southern California	9	65	132	13	210	23.33
Michigan St.	9	74	86	13	173	19.22
Iowa	10	93	67	13	173	17.3
Penn St.	9	92	109	12	213	23.67
Northwestern	9	60	67	12	139	15.44
Washington	10	81	119	11	211	21.1
Michigan	10	83	67	9	159	15.9
Purdue	9	59	69	7	135	15
Ohio St.	9	86	106	7	199	22.11

OPP 4TH-DN CONVERT

Team	G	Conv.	Att.	Pct.
Indiana	10	7	28	25
UCLA	9	3	9	33.33
Ohio St.	9	5	14	35.71
Illinois	9	5	14	35.71
Oregon	10	7	19	36.84
Northwestern	9	6	16	37.5
Minnesota	10	4	10	40
Maryland	9	4	9	44.44
Nebraska	9	9	20	45
Michigan	10	4	8	50
Iowa	10	6	12	50
Rutgers	9	8	15	53.33
Southern California	9	15	27	55.56
Washington	10	11	19	57.89
Wisconsin	9	7	12	58.33
Penn St.	9	11	18	61.11
Michigan St.	9	10	16	62.5
Purdue	9	8	12	66.67

OPPONENT 1ST DOWNS

Team	G	Rush	Pass	Pen	Total	Avg/G
Ohio St.	9	49	62	13	124	13.78
Penn St.	9	60	70	13	143	15.89
Wisconsin	9	78	65	7	150	16.67
Nebraska	9	51	84	17	152	16.89
Indiana	10	54	81	18	153	15.3
Oregon	10	60	85	16	161	16.1
Michigan St.	9	57	87	19	163	18.11
Minnesota	10	64	87	16	167	16.7
Rutgers	9	75	85	10	170	18.89
Northwestern	9	54	108	9	171	19
Iowa	10	70	93	10	173	17.3
Illinois	9	80	87	12	179	19.89
Southern California	9	63	102	15	180	20
Maryland	9	64	97	22	183	20.33
Michigan	10	67	104	16	187	18.7
UCLA	9	53	108	29	190	21.11
Washington	10	94	72	26	192	19.2
Purdue	9	97	99	17	213	23.67



**2024-25 Big Ten Football
Extended Team Leaders
All games**

SACKS BY

Team	G	No.	Yards	Avg/G
Indiana	10	31	233	3.1
Oregon	10	27	143	2.7
Ohio St.	9	26	149	2.89
Nebraska	9	25	153	2.78
Michigan	10	25	174	2.5
Penn St.	9	22	150	2.44
Illinois	9	22	156	2.44
Iowa	10	20	129	2
Northwestern	9	19	109	2.11
Minnesota	10	19	132	1.9
Purdue	9	18	116	2
UCLA	9	17	96	1.89
Rutgers	9	16	114	1.78
Michigan St.	9	15	89	1.67
Wisconsin	9	14	99	1.56
Washington	10	14	98	1.4
Southern California	9	13	75	1.44
Maryland	9	13	84	1.44

KICKOFF COVERAGE

Team	G	No	Yards	Avg.	Ret.	TB	NetAvg
Wisconsin	9	45	2898	64.4	151	33	35.47
Iowa	10	58	3723	64.19	299	36	39.6
Northwestern	9	41	2599	63.39	343	22	38.39
Michigan	10	46	2946	64.04	83	31	38.91
Minnesota	10	55	3521	64.02	76	45	38.11
Penn St.	9	54	3464	64.15	267	34	42.19
Indiana	10	76	4633	60.96	607	23	50.91
Ohio St.	9	62	3949	63.69	135	42	43.39
Nebraska	9	42	2593	61.74	319	19	42.86
UCLA	9	39	2458	63.03	153	21	42.97
Purdue	9	33	2078	62.97	192	20	42.67
Illinois	9	46	2867	62.33	207	31	40.7
Maryland	9	49	3069	62.63	361	26	46.24
Oregon	10	67	4219	62.97	177	48	39.87
Michigan St.	9	43	2675	62.21	223	25	42.91
Southern California	9	53	3403	64.21	275	37	40.4
Rutgers	9	44	2583	58.7	335	17	46.98
Washington	10	51	3060	60	652	17	44.04

SACKS AGAINST

Team	G	No.	Yards	Avg/G
Wisconsin	9	9	50	1
Penn St.	9	9	59	1
Southern California	9	10	59	1.11
Oregon	10	10	85	1
Ohio St.	9	11	70	1.22
Indiana	10	11	76	1.1
Northwestern	9	12	81	1.33
Iowa	10	13	81	1.3
Michigan	10	14	85	1.4
Rutgers	9	16	105	1.78
Maryland	9	16	134	1.78
Nebraska	9	21	157	2.33
UCLA	9	22	150	2.44
Washington	10	23	159	2.3
Minnesota	10	23	150	2.3
Purdue	9	24	175	2.67
Michigan St.	9	27	189	3
Illinois	9	28	166	3.11

RED ZONE OFFENSE

Team	G	Scores	Pct.	TDs	(R-P)	FGs	TurnO
Ohio St.	9	33 - 34	97.06	30	16 - 14	3 - 3	1
Indiana	10	53 - 56	94.64	46	28 - 18	7 - 7	1
Iowa	10	30 - 33	90.91	23	17 - 6	7 - 7	1
Southern California	9	32 - 36	88.89	26	14 - 12	6 - 7	3
Oregon	10	39 - 44	88.64	32	17 - 15	7 - 7	4
Penn St.	9	34 - 39	87.18	27	14 - 13	7 - 7	4
Minnesota	10	34 - 39	87.18	25	12 - 13	9 - 12	1
Maryland	9	31 - 36	86.11	23	12 - 11	8 - 8	5
Illinois	9	30 - 35	85.71	20	9 - 11	10 - 11	4
Michigan	10	20 - 24	83.33	14	7 - 7	6 - 7	2
UCLA	9	20 - 25	80.00	9	2 - 7	11 - 11	4
Washington	10	30 - 38	78.95	19	10 - 9	11 - 15	4
Wisconsin	9	26 - 33	78.79	21	17 - 4	5 - 7	3
Rutgers	9	32 - 42	76.19	26	16 - 10	6 - 8	7
Northwestern	9	19 - 25	76.00	12	9 - 3	7 - 9	4
Purdue	9	21 - 28	75.00	15	7 - 8	6 - 10	3
Nebraska	9	26 - 36	72.22	20	13 - 7	6 - 9	6
Michigan St.	9	22 - 31	70.97	13	7 - 6	9 - 10	8



**2024-25 Big Ten Football
Extended Team Leaders
All games**

PENALTIES

Team	G	No.	Yards	Avg/G
Rutgers	9	35	266	29.56
Iowa	10	31	297	29.7
Wisconsin	9	41	276	30.67
Illinois	9	45	344	38.22
Minnesota	10	52	403	40.3
Ohio St.	9	39	372	41.33
Michigan	10	43	414	41.4
Oregon	10	55	439	43.9
Indiana	10	49	465	46.5
Northwestern	9	51	425	47.22
Southern California	9	55	434	48.22
Penn St.	9	49	449	49.89
Purdue	9	53	521	57.89
Washington	10	67	579	57.9
Nebraska	9	62	528	58.67
Michigan St.	9	60	542	60.22
Maryland	9	64	598	66.44
UCLA	9	73	645	71.67

RED ZONE DEFENSE

Team	G	Scores	Pct.	TDs	(R-P)	FGs	TurnO
Ohio St.	9	11 - 19	57.89	6	3 - 3	5 - 7	6
Penn St.	9	15 - 21	71.43	8	2 - 6	7 - 8	5
Northwestern	9	27 - 37	72.97	17	8 - 9	10 - 12	6
Washington	10	23 - 30	76.67	17	11 - 6	6 - 7	5
Rutgers	9	22 - 28	78.57	19	13 - 6	3 - 7	2
Iowa	10	19 - 24	79.17	14	2 - 12	5 - 6	3
Oregon	10	24 - 30	80.00	16	10 - 6	8 - 9	5
Michigan St.	9	26 - 32	81.25	22	10 - 12	4 - 6	4
Michigan	10	31 - 38	81.58	22	9 - 13	9 - 11	5
Nebraska	9	20 - 24	83.33	15	4 - 11	5 - 7	2
Minnesota	10	20 - 24	83.33	13	8 - 5	7 - 7	3
Southern California	9	27 - 32	84.38	18	13 - 5	9 - 10	4
Maryland	9	30 - 35	85.71	21	10 - 11	9 - 10	3
Indiana	10	19 - 22	86.36	12	7 - 5	7 - 7	3
Wisconsin	9	22 - 25	88.00	16	11 - 5	6 - 8	1
Illinois	9	26 - 29	89.66	17	8 - 9	9 - 10	2
UCLA	9	33 - 36	91.67	26	15 - 11	7 - 7	2
Purdue	9	34 - 37	91.89	28	19 - 9	6 - 8	1

OPPONENT PENALTIES

Team	G	No.	Yards	Avg/G
Nebraska	9	63	632	70.22
Minnesota	10	53	533	53.3
Maryland	9	55	476	52.89
Illinois	9	52	450	50
Oregon	10	59	487	48.7
Rutgers	9	57	435	48.33
Southern California	9	54	426	47.33
Purdue	9	48	426	47.33
Wisconsin	9	52	411	45.67
Indiana	10	57	453	45.3
Iowa	10	57	441	44.1
UCLA	9	48	396	44
Washington	10	46	407	40.7
Michigan St.	9	41	338	37.56
Michigan	10	47	341	34.1
Northwestern	9	34	289	32.11
Penn St.	9	36	280	31.11
Ohio St.	9	33	245	27.22



2024-25 Big Ten Football
Extended Team Leaders
All games

TIME OF POSSESSION

Team	G	Total possession	Avg/G
Nebraska	9	286:01	31:47
Michigan St.	9	284:53	31:39
Maryland	9	283:55	31:33
Rutgers	9	281:47	31:19
Penn St.	9	281:32	31:17
Minnesota	10	309:49	30:59
Oregon	10	307:59	30:48
Indiana	10	307:34	30:46
Michigan	10	307:17	30:44
Southern California	9	275:34	30:37
Ohio St.	9	275:06	30:34
Wisconsin	9	273:33	30:23
Washington	10	302:59	30:18
UCLA	9	272:20	30:16
Illinois	9	266:49	29:39
Iowa	10	293:48	29:23
Northwestern	9	263:47	29:19
Purdue	9	242:29	26:56



2024-25 Big Ten Football Conference Active Individual Leaders All games

RUSHING (Minimum Games Played Pct. 75%, 10 Rushing Attempts/Game)

#	Player	G	Att.	Yds	Avg.	TD	Lg	Avg/g
1	Judkins, Quinshon - OSU	35	651	3372	5.18	37	86	96.34
2	Henderson, TreVeyon - OSU	40	524	3333	6.36	37	75	83.33
3	Johnson, Kaleb - Iowa	33	456	2570	5.64	29	75	77.88
4	Mockobee, Devin - Purdue	34	471	2391	5.08	18	68	70.32
5	Singleton, Nicholas - PSU	34	415	2356	5.68	23	87	69.29
6	Allen, Kaytron - PSU	35	472	2403	5.09	21	59	68.66
7	Lawton, Ty Son - IND	49	689	3168	4.60	35	99	64.65
8	Coleman, Jonah - UW	35	355	2156	6.07	16	64	61.60
9	Carter, Nate - MSU	37	469	2199	4.69	10	60	59.43
10	Monangai, Kyle - RU	49	585	2874	4.91	24	62	58.65

TOTAL OFFENSE (Minimum Games Played Pct. 75%)

#	Player	G	Rush	Pass	Plays	Total	Yds/g
1	Gabriel, Dillon - Oregon	60	1208	17713	2376	18921	315.35
2	Rogers, Will - UW	53	-395	14658	2365	14263	269.11
3	Brosmer, Max - MINN	46	234	10952	1797	11186	243.17
4	Raiola, Dylan - Nebr	9	-68	1921	307	1853	205.89
5	Schuster, Tommy - MSU	50	124	9277	1482	9401	188.02
6	Allar, Drew - PSU	32	430	4981	800	5411	169.09
7	Kaliakmanis, Athan - RU	32	340	4674	844	5014	156.69
8	Chiles, Aidan - MSU	18	249	2159	354	2408	133.78
9	Garbers, Ethan - UCLA	37	284	3641	598	3925	106.08
10	Wright, Mike - NU	41	1313	2874	749	4187	102.12

PASSING AVG/GAME (Minimum Games Played Pct. 75%)

#	Player	G	Comp-att-int	Yds	TD	Avg/g
1	Gabriel, Dillon - Oregon	60	1287-1984-31	17713	147	295.22
2	Rogers, Will - UW	53	1508-2166-33	14658	107	276.57
3	Brosmer, Max - MINN	46	977-1549-29	10952	84	238.09
4	Raiola, Dylan - Nebr	9	176-272-8	1921	10	213.44
5	Schuster, Tommy - MSU	50	863-1281-23	9277	63	185.54
6	Allar, Drew - PSU	32	417-661-7	4981	42	155.66
7	Kaliakmanis, Athan - RU	32	364-680-19	4674	29	146.06
8	Chiles, Aidan - MSU	18	165-264-11	2159	12	119.94
9	Garbers, Ethan - UCLA	37	317-484-18	3641	27	98.41
10	Wright, Mike - NU	41	270-484-15	2874	24	70.10

SCORING (Minimum Games Played Pct. 75%)

#	Player	G	TD	FG	XPT	2XP	Pts	Pts/g
1	Lynch, Denis - USC	27	0	25	139	0	214	7.93
2	Judkins, Quinshon - OSU	35	41	0	0	1	248	7.09
3	Vakos, Nathaniel - Wisc	36	0	46	110	0	248	6.89
4	Smith, Jeremiah - OSU	9	10	0	0	0	60	6.67
5	Zvada, Dominic - Mich	35	0	47	90	0	231	6.60
6	Snyder, Austin - OSU	31	0	30	108	0	198	6.39
7	Glessner, Blake - UCLA	43	0	46	133	0	271	6.30
8	Henderson, TreVeyon - OSU	40	42	0	0	0	252	6.30
9	Van Zelst, Nate - Wisc	11	0	11	35	0	68	6.18
10	Barker, Ryan - PSU	7	0	8	18	0	42	6.00

PASS EFFICIENCY (Minimum Games Played Pct. 75%, 15 Total Passes/Game)

#	Player	G	Comp-att-int	Yds	TD	Eff.
1	Gabriel, Dillon - Oregon	60	1287-1984-31	17713	147	161.19
2	Allar, Drew - PSU	32	417-661-7	4981	42	145.24
3	Schuster, Tommy - MSU	50	863-1281-23	9277	63	140.84
4	Rogers, Will - UW	53	1508-2166-33	14658	107	139.72
5	Brosmer, Max - MINN	46	977-1549-29	10952	84	136.62
6	Raiola, Dylan - Nebr	9	176-272-8	1921	10	130.28
7	Kaliakmanis, Athan - RU	32	364-680-19	4674	29	119.75

SCORING (TDs) (Minimum Games Played Pct. 75%, 1 Touchdowns)

#	Player	G	Run	Rec	Ret	Pts	Avg/g
1	Judkins, Quinshon - OSU	35	37	4	0	248	7.09
2	Smith, Jeremiah - OSU	9	1	9	0	60	6.67
3	Henderson, TreVeyon - OSU	40	37	5	0	252	6.30
4	Singleton, Nicholas - PSU	34	23	7	0	188	5.53
5	Johnson, Kaleb - Iowa	33	29	1	0	180	5.45
6	Sarratt, Elijah - IND	35	1	27	0	172	4.91
7	James, Jordan - Oregon	34	26	1	0	162	4.76
8	Lawton, Ty Son - IND	49	35	2	0	222	4.53
9	Wood, Donovan - USC	27	0	19	0	114	4.22
10	Franklin, Zakhari - Illini	59	0	40	0	244	4.14

RECEPTIONS/GAME (Minimum Games Played Pct. 75%)

#	Player	G	No.	Yds	TD	Lg	Yds/g	Rec/g
1	Franklin, Zakhari - Illini	59	307	3901	40	75	66.12	5.20
2	Miller, Dymere - RU	42	210	2925	20	75	69.64	5.00
3	Smith, Jeremiah - OSU	9	45	765	9	70	85.00	5.00
4	Johnson, Tez - Oregon	59	291	3640	26	77	61.69	4.93
5	Wood, Donovan - USC	27	131	2240	19	42	82.96	4.85
6	Marks, Woody - USC	54	251	1485	5	33	27.50	4.65
7	Sarratt, Elijah - IND	35	162	2575	27	71	73.57	4.63
8	Stewart, Evan - Oregon	28	128	1680	11	69	60.00	4.57
9	Barney Jr., Jacory - Nebr	9	38	308	0	40	34.22	4.22
10	Marsh, Nick - MSU	8	33	553	3	77	69.13	4.13

SCORING (KICK) (Minimum Games Played Pct. 75%)

#	Player	G	PAT	FG	Pts	Avg/g
1	Lynch, Denis - USC	27	139-140	25-36	214	7.93
2	Vakos, Nathaniel - Wisc	36	110-111	46-59	248	6.89
3	Zvada, Dominic - Mich	35	90-92	47-54	231	6.60
4	Snyder, Austin - OSU	31	108-114	30-39	198	6.39
5	Glessner, Blake - UCLA	43	133-138	46-63	271	6.30
6	Van Zelst, Nate - Wisc	11	35-35	11-14	68	6.18
7	Barker, Ryan - PSU	7	18-18	8-9	42	6.00
8	Patel, Jai - RU	21	58-60	22-29	124	5.90
9	Bhaghani, Mateen - UCLA	19	45-45	22-26	111	5.84
10	Stevens, Drew - Iowa	37	77-78	46-59	215	5.81

RECEIVE YDS/GAME (Minimum Games Played Pct. 75%)

#	Player	G	No.	Yds	TD	Long	Avg/c	Yds/g
1	Smith, Jeremiah - OSU	9	45	765	9	70	17.00	85.00
2	Wood, Donovan - USC	27	131	2240	19	42	17.10	82.96
3	Sarratt, Elijah - IND	35	162	2575	27	71	15.90	73.57
4	Miller, Dymere - RU	42	210	2925	20	75	13.93	69.64
5	Marsh, Nick - MSU	8	33	553	3	77	16.76	69.13
6	Franklin, Zakhari - Illini	59	307	3901	40	75	12.71	66.12
7	Johnson, Tez - Oregon	59	291	3640	26	77	12.51	61.69
8	Stewart, Evan - Oregon	28	128	1680	11	69	13.13	60.00
9	Egbuka, Emeka - OSU	42	171	2444	22	85	14.29	58.19
10	Hunter, Jeremiah - UW	43	171	2417	14	58	14.13	56.21

PUNT RETURN AVG (Minimum Games Played Pct. 75%)

#	Player	G	No.	Yds	TD	Long	Avg.
1	Mullings, Kalel - Mich	54	1	22	0	22	22.00
2	Kaho, Ale - UCLA	59	2	42	1	0	21.00
3	Downs, Caleb - OSU	23	5	95	1	85	19.00

KICK RETURN AVG (Minimum Games Played Pct. 75%)

#	Player	G	No.	Yds	TD	Long	Avg.
1	Egbuka, Emeka - OSU	42	22	621	0	67	28.23
2	Johnson, Kaleb - Iowa	33	15	402	0	54	26.80
3	Brockington, Lemeke - MINN	30	4	107	0	51	26.75



**2024-25 Big Ten Football
Conference Active Individual Leaders
All games**

ALL PURPOSE (Minimum Games Played Pct. 75%)

#	Player	G	Rush	Rcv	PR	KR	Yds	Avg/g
1	Marks, Woody - USC	54	2761	1485	0	231	4477	82.91
2	Johnson, Tez - Oregon	59	51	3640	519	12	4222	71.56
3	Henderson, TreVeyon - OSU	40	3333	655	0	37	4025	100.63
4	Franklin, Zakhari - Illini	59	8	3901	0	0	3909	66.25
5	Singleton, Nicholas - PSU	34	2356	611	0	881	3848	113.18
6	Judkins, Quinshon - OSU	35	3372	375	0	0	3747	107.06
7	Lawton, Ty Son - IND	49	3168	370	0	31	3569	72.84
8	Jackson, Giles - UW	60	183	1450	181	1730	3544	59.07
9	Egbuka, Emeka - OSU	42	138	2444	98	621	3301	78.60
10	Miller, Dymere - RU	42	125	2925	8	116	3174	75.57

PUNTING (Minimum Games Played Pct. 75%, 3.6 Punts/Game)

#	Player	G	No.	Yds	Lg	I20	50+	TB	Avg.
1	Thompson, Riley - PSU	34	136	6129	71	52	33	7	45.07
2	Dakin, Rhys - Iowa	10	48	2158	61	22	14	5	44.96
3	Buschini, Brian - Nebr	48	230	10140	74	79	65	13	44.09
4	Evans, James - IND	46	224	9830	70	65	63	12	43.88
5	Venneri, Anthony - OSU	22	94	4091	64	26	24	9	43.52
6	Bertrams, Atticus - Wisc	22	102	4388	74	43	18	7	43.02
7	Crimmins, Keelan - Purdue	21	93	3973	64	24	14	2	42.72
8	Anderson, Jakob - RU	9	38	1623	61	13	5	4	42.71
9	Crawford, Mark - MINN	54	216	9011	60	85	28	9	41.72
10	Robertson, Hugh - Illini	35	141	5814	66	52	20	9	41.23

FIELD GOALS (Minimum Games Played Pct. 75%)

#	Player	G	Made	Att.	Long	Pct.	Avg.
1	Zvada, Dominic - Mich	35	47	54	56	0.87	1.34
2	Vakos, Nathaniel - Wisc	36	46	59	55	0.78	1.28
3	Stevens, Drew - Iowa	37	46	59	54	0.78	1.24
4	Bhaghani, Mateen - UCLA	19	22	26	57	0.85	1.16
5	Barker, Ryan - PSU	7	8	9	44	0.89	1.14
6	Glessner, Blake - UCLA	43	46	63	54	0.73	1.07
7	Patel, Jai - RU	21	22	29	51	0.76	1.05
8	Van Zelst, Nate - Wisc	11	11	14	47	0.79	1.00
9	Snyder, Austin - OSU	31	30	39	51	0.77	0.97

FIELD GOAL PCT (Minimum Games Played Pct. 75%)

#	Player	G	Made	Att.	Long	Pct.
1	Barker, Ryan - PSU	7	8	9	44	0.89
2	Zvada, Dominic - Mich	35	47	54	56	0.87
3	Meyer, Chase - PSU	20	17	20	47	0.85
4	Bhaghani, Mateen - UCLA	19	22	26	57	0.85
5	Olano, David - Illini	18	14	17	50	0.82
6	Fielding, Jayden - OSU	35	22	27	47	0.81
7	Kim, Jonathan - MSU	57	30	38	58	0.79
8	Van Zelst, Nate - Wisc	11	11	14	47	0.79
9	Smith, Gianni - Wisc	31	18	23	55	0.78

PAT KICKING PCT (Minimum Games Played Pct. 75%)

#	Player	G	Made	Att.	Pct.
1	Gross, Grady - UW	37	84	84	1.00
2	Porath, Spencer - Purdue	9	17	17	1.00
3	Van Zelst, Nate - Wisc	11	35	35	1.00
4	Barker, Ryan - PSU	7	18	18	1.00
5	Olano, David - Illini	18	24	24	1.00
6	Akers, Luke - NU	44	8	8	1.00
7	Bhaghani, Mateen - UCLA	19	45	45	1.00
8	Lynch, Denis - USC	27	139	140	0.99
9	Vakos, Nathaniel - Wisc	36	110	111	0.99



**2024-25 Big Ten Football
Conference Active Individual Leaders
All games**

TACKLES (All positions) (Minimum Games Played Pct. 75%)

#	Player	G	Pos	Solo	Ast	Total	Avg/g
1	Thieneman, Dillon - Purdue	21	DB	124	57	181	8.62
2	Jackson, Nick - Iowa	70	LB	248	292	540	7.71
3	Haladay, Cal - MSU	50	LB	149	201	350	7.00
4	Fisher, Aiden - IND	33	LB	89	122	211	6.39
5	Downs, Caleb - OSU	23	DB	95	52	147	6.39
6	Mueller, Xander - NU	44	LB	139	120	259	5.89
7	Parham, Bryun - UW	36	LB	112	98	210	5.83
8	Higgins, Jay - Iowa	55	LB	145	170	315	5.73
9	Bruener, Carson - UW	49	LB	161	118	279	5.69
10	Jones Jr., Terry - IND	50	S	99	169	268	5.36
11	Grose, Angelo - MSU	49	DB	157	105	262	5.35
12	Oladejo, Oluwafemi - UCLA	43	LB	109	116	225	5.23
13	Wohler, Hunter - Wisc	41	S	133	76	209	5.10
14	Turner, Devin - NU	29	DB	87	60	147	5.07
15	Mascarenas-Arnold, Easton - USC	46	LB	115	118	233	5.07
16	Savage, Kobe - Oregon	32	S	107	55	162	5.06
17	Gentry, Eric - USC	39	LB	124	68	192	4.92
18	Cobb, Mason - USC	50	LB	136	110	246	4.92
19	Walker, Jailin - IND	41	LB	98	103	201	4.90
20	Johnson, Tysheem - Oregon	50	DB	115	127	242	4.84
21	Turner, Jordan - MSU	39	LB	98	88	186	4.77
22	Thomas, Jaheim - Wisc	50	LB	96	141	237	4.74
23	Barham, Jaishawn - Mich	33	LB	95	59	154	4.67
24	Robinson, Ethan - MINN	41	DB	149	42	191	4.66
25	Spencer, Malik - MSU	26	S	70	51	121	4.65
26	Asbury II, Shawn - IND	40	DB	76	108	184	4.60
27	Hausmann, Ernest - Mich	37	LB	96	74	170	4.59
28	Igbinosun, Desmond - RU	39	DB	92	87	179	4.59
29	Powell, Tyreem - RU	39	LB	86	92	178	4.56
30	Hyppolite II, Ruben - MD	47	LB	125	89	214	4.55
31	Henderson, Jack - MINN	56	DB	146	107	253	4.52
32	Toure, Mohamed - RU	37	LB	80	87	167	4.51
33	Broussard, Cameron - UW	43	DB	100	93	193	4.49
34	Thompson, Stefon - Nebr	44	LB	104	89	193	4.39
35	Bassa, Jeffrey - Oregon	51	LB	116	101	217	4.25
36	Hall, Jordan - MSU	20	LB	40	45	85	4.25
37	Ponds, D'Angelo - IND	23	CB	61	35	96	4.17
38	Gifford, Isaac - Nebr	53	DB	116	104	220	4.15
39	Rosiek, Dylan - Illini	37	LB	82	71	153	4.14
40	Carter, Abdul - PSU	35	LB	85	59	144	4.11
41	Smith, Jaylin - USC	40	CB	120	44	164	4.10
42	Taylor, Noah - NU	38	LB	76	78	154	4.05
43	Hall, Aamir - Mich	48	DB	118	72	190	3.96
44	Schuermann, Luke - UCLA	44	DL	97	77	174	3.95
45	Ransom, Lathan - OSU	49	S	119	73	192	3.92
46	King, Kobe - PSU	39	LB	87	64	151	3.87
47	Pius, John - Wisc	47	LB	92	89	181	3.85
48	Simon, Cody - OSU	51	LB	87	109	196	3.84
49	Trader Jr., Dante - MD	44	DB	104	65	169	3.84
50	Moore, Rod - Mich	37	DB	90	51	141	3.81

SACKS (Minimum Games Played Pct. 75%)

#	Player	G	Pos	Solo	Ast	Total	Avg/g
1	Durfee, Zach - UW	16	LB	13	2	14	0.88
2	Schuermann, Luke - UCLA	44	DL	30	9	34.5	0.78
3	Kamara, Mikail - IND	33	DL	22	4	24	0.73
4	Ojata, Jireh - Purdue	45	DE	25	13	31.5	0.70
5	Stewart, Josaiah - Mich	49	DE	25	6	28	0.57
6	Pius, John - Wisc	47	LB	21	10	26	0.55
7	Carter, Abdul - PSU	35	LB	18	2	19	0.54
8	Jenkins, Kydran - Purdue	49	LB	19	6	22	0.45
9	Jacas, Gabe - Illini	34	LB	13	3	14.5	0.43
10	Saka, Anto - NU	19	DL	7	2	8	0.42
11	Uiagalelei, Matayo - Oregon	23	DE	9	1	9.5	0.41
12	Hagarty, Richie - NU	34	DL	12	3	13.5	0.40
13	Toure, Mohamed - RU	37	LB	12	3	13.5	0.36
14	Sawyer, Jack - OSU	47	DE	15	4	17	0.36
15	Valdez, Sebastian - UW	49	DL	13	7	16.5	0.34
16	Tuimoloau, JT - OSU	48	DL	12	8	16	0.33
17	Hubbard, Aidan - NU	33	DL	10	2	11	0.33
18	Graves, Aaron - Iowa	36	DL	9	3	10.5	0.29
19	Caldwell, Jamaree - Oregon	30	DL	7	3	8.5	0.28
20	Brown, Donnell - MD	48	LB	12	3	13.5	0.28

TACKLES FOR LOSS (Minimum Games Played Pct. 75%, 1.25 Total

Tackles For Loss/Game)

#	Player	G	Pos	Solo	Ast	Total	Avg/g
1	Schuermann, Luke - UCLA	44	DL	49	27	62.5	1.42
2	Kamara, Mikail - IND	33	DL	34	16	42	1.27



**2024-25 Big Ten Football
Conference Active Individual Leaders
All games**

FUMBLES FORCED (Minimum Games Played Pct. 75%)

#	Player	G	No.	Avg/g
1	McGahee IV, Willis - Nebr	8	2	0.25
2	Kamara, Mikail - IND	33	7	0.21
3	Rosiek, Dylan - Illini	37	6	0.16
4	Ojata, Jireh - Purdue	45	7	0.16
5	Carter, Abdul - PSU	35	5	0.14
6	Landino, Mario - IND	8	1	0.13
7	Stephens II, Desman - USC	8	1	0.13
8	Durfee, Zach - UW	16	2	0.13
9	Stewart, Josaiah - Mich	49	6	0.12
10	Walker, Jailin - IND	41	5	0.12

FUMBLES RECOVERED (Minimum Games Played Pct. 75%)

#	Player	G	No.	Avg/g
1	Walters, Damon - NU	7	1	0.14
2	Bailey, Wesley - RU	36	4	0.11
3	Brown, Donnell - MD	48	5	0.10
4	Saleapaga, Roger - Oregon	10	1	0.10
5	Curtis, Tackett - Wisc	21	2	0.10
6	Kamara, Mikail - IND	33	3	0.09
7	Ponds, D'Angelo - IND	23	2	0.09
8	Johnson, Brandon - Oregon	46	4	0.09
9	Hills, Elijah - Wisc	46	4	0.09
10	Walley, Justin - MINN	47	4	0.09

PASSES DEFENDED (Minimum Games Played Pct. 75%)

#	Player	G	Brup	Int.	Total	Avg/g
1	Ponds, D'Angelo - IND	23	19	4	23	1.00
2	Hall, Aamir - Mich	48	34	7	41	0.85
3	Robinson, Ethan - MINN	41	26	8	34	0.83
4	Longerbeam, Robert - RU	49	33	4	37	0.76
5	Muhammad, Jabbar - Oregon	56	37	4	41	0.73
6	Burke, Denzel - OSU	44	27	4	31	0.70
7	Walley, Justin - MINN	47	26	7	33	0.70
8	Alexander, Kam - Oregon	53	31	6	37	0.70
9	Dixon, Thaddeus - UW	24	14	2	16	0.67
10	Scott, Xavier - Illini	32	16	5	21	0.66
11	Thieneman, Dillon - Purdue	21	7	6	13	0.62
12	Johnson, Theran - NU	35	18	3	21	0.60
13	Johnson, Will - Mich	32	10	9	19	0.59
14	Hartzog Jr., Malcolm - Nebr	32	11	7	18	0.56
15	Fourqurean, Nyzier - Wisc	45	21	4	25	0.56
16	Reed, Nikko - Oregon	45	20	4	24	0.53
17	Perich, Koi - MINN	10	0	5	5	0.50
18	Hill, Tommi - Nebr	40	14	5	19	0.48
19	Grose, Angelo - MSU	49	19	4	23	0.47
20	Huskey, Jalen - MD	30	7	7	14	0.47

INTERCEPTIONS (Minimum Games Played Pct. 75%)

#	Player	G	No.	Yds	TD	Long	Avg/g
1	Perich, Koi - MINN	10	5	63	0	45	0.50
2	Thieneman, Dillon - Purdue	21	6	58	0	32	0.29
3	Johnson, Will - Mich	32	9	237	3	86	0.28
4	Huskey, Jalen - MD	30	7	79	0	37	0.23
5	Hartzog Jr., Malcolm - Nebr	32	7	98	0	34	0.22
6	Hardy, Rolijah - IND	10	2	18	1	12	0.20
7	Robinson, Ethan - MINN	41	8	17	0	6	0.20
8	Savage, Kobe - Oregon	32	6	10	0	7	0.19
9	Ferrell, Amare - IND	22	4	35	0	20	0.18
10	Ponds, D'Angelo - IND	23	4	77	1	67	0.17



2024-25 Big Ten Football
Standings
In Conference games

Team	Overall	Pct.	Conference	Pct.	PF	PA	Home	Away	Neut.	Streak
Indiana	7-0	1.000	7-0	1.000	279	114	4-0	3-0	0-0	W 7
Oregon	7-0	1.000	7-0	1.000	247	98	4-0	3-0	0-0	W 7
Penn St.	5-1	.833	5-1	.833	157	87	3-1	2-0	0-0	W 1
Ohio St.	5-1	.833	5-1	.833	190	76	3-0	2-1	0-0	W 3
Minnesota	4-3	.571	4-3	.571	175	158	2-1	2-2	0-0	L 1
Iowa	4-3	.571	4-3	.571	197	141	3-0	1-3	0-0	L 1
Wisconsin	3-3	.500	3-3	.500	161	124	1-1	2-2	0-0	L 2
Illinois	3-3	.500	3-3	.500	135	164	2-1	1-2	0-0	L 2
UCLA	3-4	.429	3-4	.429	136	193	1-3	2-1	0-0	W 3
Michigan	3-4	.429	3-4	.429	134	171	3-1	0-3	0-0	L 2
Washington	3-4	.429	3-4	.429	134	170	3-0	0-4	0-0	L 1
Michigan St.	2-4	.333	2-4	.333	103	184	1-2	1-2	0-0	L 2
Nebraska	2-4	.333	2-4	.333	110	152	1-2	1-2	0-0	L 3
Northwestern	2-4	.333	2-4	.333	109	158	0-2	2-2	0-0	W 1
Rutgers	2-4	.333	2-4	.333	113	170	2-2	0-2	0-0	W 1
Southern California	2-5	.286	2-5	.286	200	180	2-1	0-4	0-0	L 1
Maryland	1-5	.167	1-5	.167	132	221	1-2	0-3	0-0	L 2
Purdue	0-6	.000	0-6	.000	85	236	0-3	0-3	0-0	L 6



**2024-25 Big Ten Football
Team Highs
In Conference games**

POINTS	56	Indiana vs Nebraska (10/19/2024)
POINTS SCORED KICKING	20	Michigan St. vs Iowa (10/19/2024)
TOUCHDOWNS	8	Indiana vs Nebraska (10/19/2024)
TOTAL OFFENSE YARDS	589	Wisconsin vs Purdue (10/05/2024)
TOTAL OFFENSE PLAYS	89	Rutgers at Southern California (10/25/2024)
TOTAL OFFENSE YARDS/PLAY	9.2	Purdue at Illinois (10/12/2024)
RUSHING YARDS	329	Iowa vs Wisconsin (11/02/2024)
RUSHING ATTEMPTS	54	Iowa vs Wisconsin (11/02/2024)
YARDS PER RUSH	7.9	Southern California vs Penn St. (10/12/2024)
RUSHING TDS	5	Iowa vs Wisconsin (11/02/2024)
	5	Indiana vs Nebraska (10/19/2024)
	5	Wisconsin at Rutgers (10/12/2024)
LONGEST RUSH	78	Penn St. vs Washington (11/09/2024)
PASSING YARDS	400	Penn St. at Southern California (10/12/2024)
PASSING ATTEMPTS	52	Maryland vs Northwestern (10/11/2024)
	52	Southern California at Michigan (09/21/2024)
PASSING TDS	4	Indiana at Michigan St. (11/02/2024)
	4	Minnesota vs Maryland (10/26/2024)
	4	UCLA at Rutgers (10/19/2024)
	4	Ohio St. vs Iowa (10/05/2024)
	4	Illinois at Nebraska (09/20/2024)
	4	Indiana at UCLA (09/14/2024)
LONGEST PASS	77	Michigan St. at Maryland (09/07/2024)
PASSES COMPLETED	39	Maryland vs Southern California (10/19/2024)
HAD INTERCEPTED	3	Southern California at Washington (11/02/2024)
	3	Nebraska at Indiana (10/19/2024)
	3	UCLA vs Minnesota (10/12/2024)
	3	Penn St. at Southern California (10/12/2024)
PASS COMPLETION PCT	84.2	UCLA at Rutgers (10/19/2024)
PASSING YARDS/ATTEMPT	13.8	Ohio St. vs Nebraska (10/26/2024)
YARDS PER CATCH	20.6	Iowa at UCLA (11/08/2024)
FIELD GOAL ATTEMPTS	7	Michigan St. vs Iowa (10/19/2024)
FIELD GOALS MADE	6	Michigan St. vs Iowa (10/19/2024)
LONGEST FIELD GOAL	57	UCLA vs Iowa (11/08/2024)



2024-25 Big Ten Football
Team Highs
In Conference games

FIELD GOAL PCT	
100.0	Maryland at Oregon (11/09/2024)
100.0	Oregon vs Maryland (11/09/2024)
100.0	Michigan at Indiana (11/09/2024)
100.0	Indiana vs Michigan (11/09/2024)
100.0	Ohio St. vs Purdue (11/09/2024)
100.0	Minnesota at Rutgers (11/09/2024)
100.0	Rutgers vs Minnesota (11/09/2024)
100.0	Iowa at UCLA (11/08/2024)
100.0	Wisconsin at Iowa (11/02/2024)
100.0	Washington vs Southern California (11/02/2024)
100.0	Michigan vs Oregon (11/02/2024)
100.0	Oregon at Michigan (11/02/2024)
100.0	Indiana at Michigan St. (11/02/2024)
100.0	Michigan St. vs Indiana (11/02/2024)
100.0	UCLA at Nebraska (11/02/2024)
100.0	Purdue vs Northwestern (11/02/2024)
100.0	Northwestern at Purdue (11/02/2024)
100.0	Penn St. vs Ohio St. (11/02/2024)
100.0	Ohio St. at Penn St. (11/02/2024)
100.0	Minnesota at Illinois (11/02/2024)
100.0	Michigan vs Michigan St. (10/26/2024)
100.0	Wisconsin vs Penn St. (10/26/2024)
100.0	Maryland at Minnesota (10/26/2024)
100.0	Minnesota vs Maryland (10/26/2024)
100.0	Iowa vs Northwestern (10/26/2024)
100.0	Illinois at Oregon (10/26/2024)
100.0	Oregon vs Illinois (10/26/2024)
100.0	Indiana vs Washington (10/26/2024)
100.0	Washington at Indiana (10/26/2024)
100.0	Nebraska at Ohio St. (10/26/2024)
100.0	Rutgers at Southern California (10/25/2024)
100.0	Rutgers vs UCLA (10/19/2024)
100.0	UCLA vs Minnesota (10/12/2024)
100.0	Ohio St. at Oregon (10/12/2024)
100.0	Illinois vs Purdue (10/12/2024)
100.0	Purdue at Illinois (10/12/2024)
100.0	Penn St. at Southern California (10/12/2024)
100.0	Iowa vs Washington (10/12/2024)
100.0	Northwestern at Maryland (10/11/2024)
100.0	Minnesota vs Southern California (10/05/2024)
100.0	Michigan at Washington (10/05/2024)
100.0	Northwestern vs Indiana (10/05/2024)
100.0	Indiana at Northwestern (10/05/2024)
100.0	UCLA at Penn St. (10/05/2024)
100.0	Penn St. vs UCLA (10/05/2024)
100.0	Wisconsin vs Purdue (10/05/2024)
100.0	Purdue at Wisconsin (10/05/2024)
100.0	Michigan St. at Oregon (10/04/2024)
100.0	Oregon vs Michigan St. (10/04/2024)
100.0	UCLA vs Oregon (09/28/2024)
100.0	Oregon at UCLA (09/28/2024)
100.0	Ohio St. at Michigan St. (09/28/2024)
100.0	Southern California vs Wisconsin (09/28/2024)
100.0	Michigan vs Minnesota (09/28/2024)
100.0	Iowa at Minnesota (09/21/2024)
100.0	Northwestern at Washington (09/21/2024)



**2024-25 Big Ten Football
Team Highs
In Conference games**

Page 3/7
as of Nov 13, 2024

PAT KICKS ATTEMPTED	8	Indiana vs Nebraska (10/19/2024)
PAT KICKS MADE	8	Indiana vs Nebraska (10/19/2024)



2024-25 Big Ten Football
Team Highs
In Conference games

PAT KICKS PCT	
	100.0 Penn St. vs Washington (11/09/2024)
	100.0 Maryland at Oregon (11/09/2024)
	100.0 Oregon vs Maryland (11/09/2024)
	100.0 Indiana vs Michigan (11/09/2024)
	100.0 Ohio St. vs Purdue (11/09/2024)
	100.0 Rutgers vs Minnesota (11/09/2024)
	100.0 Iowa at UCLA (11/08/2024)
	100.0 UCLA vs Iowa (11/08/2024)
	100.0 Wisconsin at Iowa (11/02/2024)
	100.0 Iowa vs Wisconsin (11/02/2024)
	100.0 Washington vs Southern California (11/02/2024)
	100.0 Southern California at Washington (11/02/2024)
	100.0 Michigan vs Oregon (11/02/2024)
	100.0 Oregon at Michigan (11/02/2024)
	100.0 Indiana at Michigan St. (11/02/2024)
	100.0 Michigan St. vs Indiana (11/02/2024)
	100.0 UCLA at Nebraska (11/02/2024)
	100.0 Purdue vs Northwestern (11/02/2024)
	100.0 Northwestern at Purdue (11/02/2024)
	100.0 Penn St. vs Ohio St. (11/02/2024)
	100.0 Ohio St. at Penn St. (11/02/2024)
	100.0 Illinois vs Minnesota (11/02/2024)
	100.0 Minnesota at Illinois (11/02/2024)
	100.0 Michigan St. at Michigan (10/26/2024)
	100.0 Michigan vs Michigan St. (10/26/2024)
	100.0 Wisconsin vs Penn St. (10/26/2024)
	100.0 Penn St. at Wisconsin (10/26/2024)
	100.0 Northwestern at Iowa (10/26/2024)
	100.0 Maryland at Minnesota (10/26/2024)
	100.0 Minnesota vs Maryland (10/26/2024)
	100.0 Iowa vs Northwestern (10/26/2024)
	100.0 Oregon vs Illinois (10/26/2024)
	100.0 Indiana vs Washington (10/26/2024)
	100.0 Washington at Indiana (10/26/2024)
	100.0 Ohio St. vs Nebraska (10/26/2024)
	100.0 Southern California vs Rutgers (10/25/2024)
	100.0 Iowa at Michigan St. (10/19/2024)
	100.0 Michigan St. vs Iowa (10/19/2024)
	100.0 Southern California at Maryland (10/19/2024)
	100.0 Maryland vs Southern California (10/19/2024)
	100.0 Illinois vs Michigan (10/19/2024)
	100.0 Michigan at Illinois (10/19/2024)
	100.0 UCLA at Rutgers (10/19/2024)
	100.0 Rutgers vs UCLA (10/19/2024)
	100.0 Indiana vs Nebraska (10/19/2024)
	100.0 Nebraska at Indiana (10/19/2024)
	100.0 Wisconsin at Northwestern (10/19/2024)
	100.0 Oregon at Purdue (10/18/2024)
	100.0 UCLA vs Minnesota (10/12/2024)
	100.0 Minnesota at UCLA (10/12/2024)
	100.0 Oregon vs Ohio St. (10/12/2024)
	100.0 Ohio St. at Oregon (10/12/2024)
	100.0 Illinois vs Purdue (10/12/2024)
	100.0 Purdue at Illinois (10/12/2024)
	100.0 Southern California vs Penn St. (10/12/2024)
	100.0 Penn St. at Southern California (10/12/2024)



**2024-25 Big Ten Football
Team Highs
In Conference games**

2 POINTS PATS MADE	2	Purdue at Illinois (10/12/2024)
PUNTS	9	Rutgers vs Wisconsin (10/12/2024)
LONGEST PUNT	74	Wisconsin at Southern California (09/28/2024)
YARDS PUNTED	377	Rutgers vs Wisconsin (10/12/2024)
PUNTING AVG	57.0	Iowa vs Washington (10/12/2024)
PUNT RETURNS	4 4 4 4	Indiana at Michigan St. (11/02/2024) Iowa vs Northwestern (10/26/2024) Indiana vs Maryland (09/28/2024) Washington vs Northwestern (09/21/2024)
PUNT RETURN YARDS	111	Iowa vs Northwestern (10/26/2024)
PUNT RETURN AVG	41.0	Minnesota at Michigan (09/28/2024)
LONGEST PUNT RETURN	85	Iowa vs Northwestern (10/26/2024)
KICK RETURN	6 6 6	Southern California at Washington (11/02/2024) Iowa at Michigan St. (10/19/2024) Nebraska at Indiana (10/19/2024)
KICK RETURN YARDS	161	Northwestern at Washington (09/21/2024)
KICK RETURN AVERAGE	46.0	Wisconsin at Southern California (09/28/2024)
LONGEST KICK RETURN	96	Northwestern at Washington (09/21/2024)



2024-25 Big Ten Football
Team Highs
In Conference games

KICK RETURN TDS	
	0 Washington at Penn St. (11/09/2024)
	0 Penn St. vs Washington (11/09/2024)
	0 Maryland at Oregon (11/09/2024)
	0 Oregon vs Maryland (11/09/2024)
	0 Michigan at Indiana (11/09/2024)
	0 Indiana vs Michigan (11/09/2024)
	0 Purdue at Ohio St. (11/09/2024)
	0 Ohio St. vs Purdue (11/09/2024)
	0 Minnesota at Rutgers (11/09/2024)
	0 Rutgers vs Minnesota (11/09/2024)
	0 Iowa at UCLA (11/08/2024)
	0 UCLA vs Iowa (11/08/2024)
	0 Wisconsin at Iowa (11/02/2024)
	0 Iowa vs Wisconsin (11/02/2024)
	0 Washington vs Southern California (11/02/2024)
	0 Southern California at Washington (11/02/2024)
	0 Michigan vs Oregon (11/02/2024)
	0 Oregon at Michigan (11/02/2024)
	0 Indiana at Michigan St. (11/02/2024)
	0 Michigan St. vs Indiana (11/02/2024)
	0 Nebraska vs UCLA (11/02/2024)
	0 UCLA at Nebraska (11/02/2024)
	0 Purdue vs Northwestern (11/02/2024)
	0 Northwestern at Purdue (11/02/2024)
	0 Penn St. vs Ohio St. (11/02/2024)
	0 Ohio St. at Penn St. (11/02/2024)
	0 Illinois vs Minnesota (11/02/2024)
	0 Minnesota at Illinois (11/02/2024)
	0 Michigan St. at Michigan (10/26/2024)
	0 Michigan vs Michigan St. (10/26/2024)
	0 Wisconsin vs Penn St. (10/26/2024)
	0 Penn St. at Wisconsin (10/26/2024)
	0 Northwestern at Iowa (10/26/2024)
	0 Maryland at Minnesota (10/26/2024)
	0 Minnesota vs Maryland (10/26/2024)
	0 Iowa vs Northwestern (10/26/2024)
	0 Illinois at Oregon (10/26/2024)
	0 Oregon vs Illinois (10/26/2024)
	0 Indiana vs Washington (10/26/2024)
	0 Washington at Indiana (10/26/2024)
	0 Nebraska at Ohio St. (10/26/2024)
	0 Ohio St. vs Nebraska (10/26/2024)
	0 Southern California vs Rutgers (10/25/2024)
	0 Rutgers at Southern California (10/25/2024)
	0 Iowa at Michigan St. (10/19/2024)
	0 Michigan St. vs Iowa (10/19/2024)
	0 Southern California at Maryland (10/19/2024)
	0 Maryland vs Southern California (10/19/2024)
	0 Illinois vs Michigan (10/19/2024)
	0 Michigan at Illinois (10/19/2024)
	0 UCLA at Rutgers (10/19/2024)
	0 Rutgers vs UCLA (10/19/2024)
	0 Indiana vs Nebraska (10/19/2024)
	0 Nebraska at Indiana (10/19/2024)
	0 Northwestern vs Wisconsin (10/19/2024)
	0 Wisconsin at Northwestern (10/19/2024)



**2024-25 Big Ten Football
Team Highs
In Conference games**

INTERCEPTIONS	3	Washington vs Southern California (11/02/2024)
	3	Indiana vs Nebraska (10/19/2024)
	3	Minnesota at UCLA (10/12/2024)
	3	Southern California vs Penn St. (10/12/2024)
INTERCEPTION RETURN YARDS	96	UCLA vs Oregon (09/28/2024)
INTERCEPTION RETURN AVERAGE	96.0	UCLA vs Oregon (09/28/2024)
LONGEST INTERCEPTION RETURN	96	UCLA vs Oregon (09/28/2024)
INTERCEPTION RETURN TDS	1	UCLA at Nebraska (11/02/2024)
	1	Penn St. vs Ohio St. (11/02/2024)
	1	Penn St. at Wisconsin (10/26/2024)
	1	Northwestern at Iowa (10/26/2024)
	1	Minnesota vs Maryland (10/26/2024)
	1	Indiana vs Washington (10/26/2024)
	1	UCLA vs Oregon (09/28/2024)
	1	Southern California vs Wisconsin (09/28/2024)
	1	Nebraska at Purdue (09/28/2024)
	1	Michigan vs Southern California (09/21/2024)
FUMBLES LOST	3	Maryland vs Northwestern (10/11/2024)
FUMBLES RECOVERED	3	Northwestern at Maryland (10/11/2024)
SACKED BY OPP	7	Michigan St. vs Indiana (11/02/2024)
	7	Illinois at Penn St. (09/28/2024)
QB SACKS	6	Purdue vs Oregon (10/18/2024)
	6	Illinois at Nebraska (09/20/2024)
TURNOVERS COMMITTED	5	Nebraska at Indiana (10/19/2024)
TURNOVERS CAUSED	5	Indiana vs Nebraska (10/19/2024)
KICKS BLOCKED	2	Michigan St. vs Indiana (11/02/2024)
	2	Nebraska vs Rutgers (10/05/2024)
	2	Nebraska at Purdue (09/28/2024)
FIRST DOWNS	15	Southern California vs Rutgers (10/25/2024)
1ST DOWN RUSHING	18	Iowa vs Wisconsin (11/02/2024)
1ST DOWN PASSING	21	Penn St. at Southern California (10/12/2024)
1ST DOWN BY PENALTY	8	Nebraska at Purdue (09/28/2024)
PENALTIES	14	Indiana at UCLA (09/14/2024)
PENALTIES YARDS	165	Purdue vs Nebraska (09/28/2024)



**2024-25 Big Ten Football
Opponent Highs
In Conference games**

POINTS	56	Nebraska at Indiana (10/19/2024)
POINTS SCORED KICKING	20	Iowa at Michigan St. (10/19/2024)
TOUCHDOWNS	8	Nebraska at Indiana (10/19/2024)
TOTAL OFFENSE YARDS	589	Purdue at Wisconsin (10/05/2024)
TOTAL OFFENSE PLAYS	89	Southern California vs Rutgers (10/25/2024)
TOTAL OFFENSE YARDS/PLAY	9.2	Illinois vs Purdue (10/12/2024)
RUSHING YARDS	329	Wisconsin at Iowa (11/02/2024)
RUSHING ATTEMPTS	54	Wisconsin at Iowa (11/02/2024)
YARDS PER RUSH	7.9	Penn St. at Southern California (10/12/2024)
RUSHING TDS	5 5 5	Wisconsin at Iowa (11/02/2024) Nebraska at Indiana (10/19/2024) Rutgers vs Wisconsin (10/12/2024)
LONGEST RUSH	78	Washington at Penn St. (11/09/2024)
PASSING YARDS	400	Southern California vs Penn St. (10/12/2024)
PASSING ATTEMPTS	52 52	Northwestern at Maryland (10/11/2024) Michigan vs Southern California (09/21/2024)
PASSING TDS	4 4 4 4 4 4	Michigan St. vs Indiana (11/02/2024) Maryland at Minnesota (10/26/2024) Rutgers vs UCLA (10/19/2024) Iowa at Ohio St. (10/05/2024) Nebraska vs Illinois (09/20/2024) UCLA vs Indiana (09/14/2024)
LONGEST PASS	77	Maryland vs Michigan St. (09/07/2024)
PASSES COMPLETED	39	Southern California at Maryland (10/19/2024)
HAD INTERCEPTED	3 3 3 3	Washington vs Southern California (11/02/2024) Indiana vs Nebraska (10/19/2024) Minnesota at UCLA (10/12/2024) Southern California vs Penn St. (10/12/2024)
PASS COMPLETION PCT	84.2	Rutgers vs UCLA (10/19/2024)
PASSING YARDS/ATTEMPT	13.8	Nebraska at Ohio St. (10/26/2024)
YARDS PER CATCH	20.6	UCLA vs Iowa (11/08/2024)
FIELD GOAL ATTEMPTS	7	Iowa at Michigan St. (10/19/2024)
FIELD GOALS MADE	6	Iowa at Michigan St. (10/19/2024)
LONGEST FIELD GOAL	57	Iowa at UCLA (11/08/2024)



2024-25 Big Ten Football
Opponent Highs
In Conference games

FIELD GOAL PCT	
100.0	Oregon vs Maryland (11/09/2024)
100.0	Maryland at Oregon (11/09/2024)
100.0	Indiana vs Michigan (11/09/2024)
100.0	Michigan at Indiana (11/09/2024)
100.0	Purdue at Ohio St. (11/09/2024)
100.0	Rutgers vs Minnesota (11/09/2024)
100.0	Minnesota at Rutgers (11/09/2024)
100.0	UCLA vs Iowa (11/08/2024)
100.0	Iowa vs Wisconsin (11/02/2024)
100.0	Southern California at Washington (11/02/2024)
100.0	Oregon at Michigan (11/02/2024)
100.0	Michigan vs Oregon (11/02/2024)
100.0	Michigan St. vs Indiana (11/02/2024)
100.0	Indiana at Michigan St. (11/02/2024)
100.0	Nebraska vs UCLA (11/02/2024)
100.0	Northwestern at Purdue (11/02/2024)
100.0	Purdue vs Northwestern (11/02/2024)
100.0	Ohio St. at Penn St. (11/02/2024)
100.0	Penn St. vs Ohio St. (11/02/2024)
100.0	Illinois vs Minnesota (11/02/2024)
100.0	Michigan St. at Michigan (10/26/2024)
100.0	Penn St. at Wisconsin (10/26/2024)
100.0	Minnesota vs Maryland (10/26/2024)
100.0	Maryland at Minnesota (10/26/2024)
100.0	Northwestern at Iowa (10/26/2024)
100.0	Oregon vs Illinois (10/26/2024)
100.0	Illinois at Oregon (10/26/2024)
100.0	Washington at Indiana (10/26/2024)
100.0	Indiana vs Washington (10/26/2024)
100.0	Ohio St. vs Nebraska (10/26/2024)
100.0	Southern California vs Rutgers (10/25/2024)
100.0	UCLA at Rutgers (10/19/2024)
100.0	Minnesota at UCLA (10/12/2024)
100.0	Oregon vs Ohio St. (10/12/2024)
100.0	Purdue at Illinois (10/12/2024)
100.0	Illinois vs Purdue (10/12/2024)
100.0	Southern California vs Penn St. (10/12/2024)
100.0	Washington at Iowa (10/12/2024)
100.0	Maryland vs Northwestern (10/11/2024)
100.0	Southern California at Minnesota (10/05/2024)
100.0	Washington vs Michigan (10/05/2024)
100.0	Indiana at Northwestern (10/05/2024)
100.0	Northwestern vs Indiana (10/05/2024)
100.0	Penn St. vs UCLA (10/05/2024)
100.0	UCLA at Penn St. (10/05/2024)
100.0	Purdue at Wisconsin (10/05/2024)
100.0	Wisconsin vs Purdue (10/05/2024)
100.0	Oregon vs Michigan St. (10/04/2024)
100.0	Michigan St. at Oregon (10/04/2024)
100.0	Oregon at UCLA (09/28/2024)
100.0	UCLA vs Oregon (09/28/2024)
100.0	Michigan St. vs Ohio St. (09/28/2024)
100.0	Wisconsin at Southern California (09/28/2024)
100.0	Minnesota at Michigan (09/28/2024)
100.0	Minnesota vs Iowa (09/21/2024)
100.0	Washington vs Northwestern (09/21/2024)



**2024-25 Big Ten Football
Opponent Highs
In Conference games**

Page 3/7
as of Nov 13, 2024

PAT KICKS ATTEMPTED	8	Nebraska at Indiana (10/19/2024)
PAT KICKS MADE	8	Nebraska at Indiana (10/19/2024)



**2024-25 Big Ten Football
Opponent Highs
In Conference games**

PAT KICKS PCT	
100.0	Washington at Penn St. (11/09/2024)
100.0	Oregon vs Maryland (11/09/2024)
100.0	Maryland at Oregon (11/09/2024)
100.0	Michigan at Indiana (11/09/2024)
100.0	Purdue at Ohio St. (11/09/2024)
100.0	Minnesota at Rutgers (11/09/2024)
100.0	UCLA vs Iowa (11/08/2024)
100.0	Iowa at UCLA (11/08/2024)
100.0	Iowa vs Wisconsin (11/02/2024)
100.0	Wisconsin at Iowa (11/02/2024)
100.0	Southern California at Washington (11/02/2024)
100.0	Washington vs Southern California (11/02/2024)
100.0	Oregon at Michigan (11/02/2024)
100.0	Michigan vs Oregon (11/02/2024)
100.0	Michigan St. vs Indiana (11/02/2024)
100.0	Indiana at Michigan St. (11/02/2024)
100.0	Nebraska vs UCLA (11/02/2024)
100.0	Northwestern at Purdue (11/02/2024)
100.0	Purdue vs Northwestern (11/02/2024)
100.0	Ohio St. at Penn St. (11/02/2024)
100.0	Penn St. vs Ohio St. (11/02/2024)
100.0	Minnesota at Illinois (11/02/2024)
100.0	Illinois vs Minnesota (11/02/2024)
100.0	Michigan vs Michigan St. (10/26/2024)
100.0	Michigan St. at Michigan (10/26/2024)
100.0	Penn St. at Wisconsin (10/26/2024)
100.0	Wisconsin vs Penn St. (10/26/2024)
100.0	Iowa vs Northwestern (10/26/2024)
100.0	Minnesota vs Maryland (10/26/2024)
100.0	Maryland at Minnesota (10/26/2024)
100.0	Northwestern at Iowa (10/26/2024)
100.0	Illinois at Oregon (10/26/2024)
100.0	Washington at Indiana (10/26/2024)
100.0	Indiana vs Washington (10/26/2024)
100.0	Nebraska at Ohio St. (10/26/2024)
100.0	Rutgers at Southern California (10/25/2024)
100.0	Michigan St. vs Iowa (10/19/2024)
100.0	Iowa at Michigan St. (10/19/2024)
100.0	Maryland vs Southern California (10/19/2024)
100.0	Southern California at Maryland (10/19/2024)
100.0	Michigan at Illinois (10/19/2024)
100.0	Illinois vs Michigan (10/19/2024)
100.0	Rutgers vs UCLA (10/19/2024)
100.0	UCLA at Rutgers (10/19/2024)
100.0	Nebraska at Indiana (10/19/2024)
100.0	Indiana vs Nebraska (10/19/2024)
100.0	Northwestern vs Wisconsin (10/19/2024)
100.0	Purdue vs Oregon (10/18/2024)
100.0	Minnesota at UCLA (10/12/2024)
100.0	UCLA vs Minnesota (10/12/2024)
100.0	Ohio St. at Oregon (10/12/2024)
100.0	Oregon vs Ohio St. (10/12/2024)
100.0	Purdue at Illinois (10/12/2024)
100.0	Illinois vs Purdue (10/12/2024)
100.0	Penn St. at Southern California (10/12/2024)
100.0	Southern California vs Penn St. (10/12/2024)



**2024-25 Big Ten Football
Opponent Highs
In Conference games**

2 POINTS PATS MADE	2	Illinois vs Purdue (10/12/2024)
PUNTS	9	Wisconsin at Rutgers (10/12/2024)
LONGEST PUNT	74	Southern California vs Wisconsin (09/28/2024)
YARDS PUNTED	377	Wisconsin at Rutgers (10/12/2024)
PUNTING AVG	57.0	Washington at Iowa (10/12/2024)
PUNT RETURNS	4 4 4 4	Michigan St. vs Indiana (11/02/2024) Northwestern at Iowa (10/26/2024) Maryland at Indiana (09/28/2024) Northwestern at Washington (09/21/2024)
PUNT RETURN YARDS	111	Northwestern at Iowa (10/26/2024)
PUNT RETURN AVG	41.0	Michigan vs Minnesota (09/28/2024)
LONGEST PUNT RETURN	85	Northwestern at Iowa (10/26/2024)
KICK RETURN	6 6 6	Washington vs Southern California (11/02/2024) Michigan St. vs Iowa (10/19/2024) Indiana vs Nebraska (10/19/2024)
KICK RETURN YARDS	161	Washington vs Northwestern (09/21/2024)
KICK RETURN AVERAGE	46.0	Southern California vs Wisconsin (09/28/2024)
LONGEST KICK RETURN	96	Washington vs Northwestern (09/21/2024)



2024-25 Big Ten Football
Opponent Highs
In Conference games

KICK RETURN TDS	
	0 Penn St. vs Washington (11/09/2024)
	0 Washington at Penn St. (11/09/2024)
	0 Oregon vs Maryland (11/09/2024)
	0 Maryland at Oregon (11/09/2024)
	0 Indiana vs Michigan (11/09/2024)
	0 Michigan at Indiana (11/09/2024)
	0 Ohio St. vs Purdue (11/09/2024)
	0 Purdue at Ohio St. (11/09/2024)
	0 Rutgers vs Minnesota (11/09/2024)
	0 Minnesota at Rutgers (11/09/2024)
	0 UCLA vs Iowa (11/08/2024)
	0 Iowa at UCLA (11/08/2024)
	0 Iowa vs Wisconsin (11/02/2024)
	0 Wisconsin at Iowa (11/02/2024)
	0 Southern California at Washington (11/02/2024)
	0 Washington vs Southern California (11/02/2024)
	0 Oregon at Michigan (11/02/2024)
	0 Michigan vs Oregon (11/02/2024)
	0 Michigan St. vs Indiana (11/02/2024)
	0 Indiana at Michigan St. (11/02/2024)
	0 UCLA at Nebraska (11/02/2024)
	0 Nebraska vs UCLA (11/02/2024)
	0 Northwestern at Purdue (11/02/2024)
	0 Purdue vs Northwestern (11/02/2024)
	0 Ohio St. at Penn St. (11/02/2024)
	0 Penn St. vs Ohio St. (11/02/2024)
	0 Minnesota at Illinois (11/02/2024)
	0 Illinois vs Minnesota (11/02/2024)
	0 Michigan vs Michigan St. (10/26/2024)
	0 Michigan St. at Michigan (10/26/2024)
	0 Penn St. at Wisconsin (10/26/2024)
	0 Wisconsin vs Penn St. (10/26/2024)
	0 Iowa vs Northwestern (10/26/2024)
	0 Minnesota vs Maryland (10/26/2024)
	0 Maryland at Minnesota (10/26/2024)
	0 Northwestern at Iowa (10/26/2024)
	0 Oregon vs Illinois (10/26/2024)
	0 Illinois at Oregon (10/26/2024)
	0 Washington at Indiana (10/26/2024)
	0 Indiana vs Washington (10/26/2024)
	0 Ohio St. vs Nebraska (10/26/2024)
	0 Nebraska at Ohio St. (10/26/2024)
	0 Rutgers at Southern California (10/25/2024)
	0 Southern California vs Rutgers (10/25/2024)
	0 Michigan St. vs Iowa (10/19/2024)
	0 Iowa at Michigan St. (10/19/2024)
	0 Maryland vs Southern California (10/19/2024)
	0 Southern California at Maryland (10/19/2024)
	0 Michigan at Illinois (10/19/2024)
	0 Illinois vs Michigan (10/19/2024)
	0 Rutgers vs UCLA (10/19/2024)
	0 UCLA at Rutgers (10/19/2024)
	0 Nebraska at Indiana (10/19/2024)
	0 Indiana vs Nebraska (10/19/2024)
	0 Wisconsin at Northwestern (10/19/2024)
	0 Northwestern vs Wisconsin (10/19/2024)



2024-25 Big Ten Football
Opponent Highs
In Conference games

INTERCEPTIONS	3	Southern California at Washington (11/02/2024)
	3	Nebraska at Indiana (10/19/2024)
	3	UCLA vs Minnesota (10/12/2024)
	3	Penn St. at Southern California (10/12/2024)
INTERCEPTION RETURN YARDS	96	Oregon at UCLA (09/28/2024)
INTERCEPTION RETURN AVERAGE	96.0	Oregon at UCLA (09/28/2024)
LONGEST INTERCEPTION RETURN	96	Oregon at UCLA (09/28/2024)
INTERCEPTION RETURN TDS	1	Nebraska vs UCLA (11/02/2024)
	1	Ohio St. at Penn St. (11/02/2024)
	1	Wisconsin vs Penn St. (10/26/2024)
	1	Iowa vs Northwestern (10/26/2024)
	1	Maryland at Minnesota (10/26/2024)
	1	Washington at Indiana (10/26/2024)
	1	Oregon at UCLA (09/28/2024)
	1	Wisconsin at Southern California (09/28/2024)
	1	Purdue vs Nebraska (09/28/2024)
	1	Southern California at Michigan (09/21/2024)
FUMBLES LOST	3	Northwestern at Maryland (10/11/2024)
FUMBLES RECOVERED	3	Maryland vs Northwestern (10/11/2024)
SACKED BY OPP	7	Michigan St. vs Indiana (11/02/2024)
	7	Illinois at Penn St. (09/28/2024)
QB SACKS	6	Oregon at Purdue (10/18/2024)
	6	Nebraska vs Illinois (09/20/2024)
TURNOVERS COMMITTED	5	Indiana vs Nebraska (10/19/2024)
TURNOVERS CAUSED	5	Indiana vs Nebraska (10/19/2024)
KICKS BLOCKED	2	Indiana at Michigan St. (11/02/2024)
	2	Rutgers at Nebraska (10/05/2024)
	2	Purdue vs Nebraska (09/28/2024)
FIRST DOWNS	15	Rutgers at Southern California (10/25/2024)
1ST DOWN RUSHING	18	Wisconsin at Iowa (11/02/2024)
1ST DOWN PASSING	21	Southern California vs Penn St. (10/12/2024)
1ST DOWN BY PENALTY	8	Purdue vs Nebraska (09/28/2024)
PENALTIES	14	UCLA vs Indiana (09/14/2024)
PENALTIES YARDS	165	Nebraska at Purdue (09/28/2024)



**2024-25 Big Ten Football
Team Lows
In Conference games**

TOTAL OFFENSE YARDS	112	Northwestern at Washington (09/21/2024)
TOTAL OFFENSE YARDS/PLAY	2.1	Northwestern at Washington (09/21/2024)
RUSHING YARDS	-36	Michigan St. vs Indiana (11/02/2024)
RUSHING ATTEMPTS	19	Minnesota at Rutgers (11/09/2024)
YARDS PER RUSH	-1.1	Michigan St. vs Indiana (11/02/2024)
LONGEST RUSH	8	Michigan at Indiana (11/09/2024)
PASSING ATTEMPTS	10	Iowa vs Wisconsin (11/02/2024)
PASSING YARDS	32	Michigan vs Southern California (09/21/2024)
YARDS PER COMPLETION	4.6	Michigan vs Southern California (09/21/2024)
PASSES COMPLETED	7	Iowa vs Wisconsin (11/02/2024)
	7	Michigan vs Southern California (09/21/2024)
PASS COMPLETION PCT	29.6	Northwestern at Washington (09/21/2024)
LONGEST PASS	10	Michigan vs Southern California (09/21/2024)
FIRST DOWNS	0	Michigan at Washington (10/05/2024)
1ST DOWN RUSHING	1	Purdue vs Northwestern (11/02/2024)
1ST DOWN PASSING	0	Michigan vs Southern California (09/21/2024)
1ST DOWN BY PENALTY	0	Ohio St. vs Purdue (11/09/2024)
	0	Michigan vs Oregon (11/02/2024)
	0	Michigan St. at Michigan (10/26/2024)
	0	Wisconsin vs Penn St. (10/26/2024)
	0	Oregon vs Illinois (10/26/2024)
	0	Washington at Indiana (10/26/2024)
	0	Northwestern vs Wisconsin (10/19/2024)
	0	Purdue vs Oregon (10/18/2024)
	0	Ohio St. at Oregon (10/12/2024)
	0	Illinois vs Purdue (10/12/2024)
	0	Southern California vs Penn St. (10/12/2024)
	0	Rutgers vs Wisconsin (10/12/2024)
	0	Northwestern at Maryland (10/11/2024)
	0	Ohio St. vs Iowa (10/05/2024)
	0	Iowa at Ohio St. (10/05/2024)
	0	Nebraska vs Rutgers (10/05/2024)
	0	Indiana at Northwestern (10/05/2024)
	0	UCLA at Penn St. (10/05/2024)
	0	Michigan St. vs Ohio St. (09/28/2024)
	0	Purdue vs Nebraska (09/28/2024)
	0	Minnesota vs Iowa (09/21/2024)
	0	Michigan vs Southern California (09/21/2024)
	0	Southern California at Michigan (09/21/2024)
	0	Nebraska vs Illinois (09/20/2024)
PENALTIES	0	Purdue at Ohio St. (11/09/2024)
	0	Michigan vs Michigan St. (10/26/2024)
PENALTIES YARDS	0	Purdue at Ohio St. (11/09/2024)
	0	Michigan vs Michigan St. (10/26/2024)



**2024-25 Big Ten Football
Opponent Lows
In Conference games**

TOTAL OFFENSE YARDS	112	Washington vs Northwestern (09/21/2024)
TOTAL OFFENSE YARDS/PLAY	2.1	Washington vs Northwestern (09/21/2024)
RUSHING YARDS	-36	Indiana at Michigan St. (11/02/2024)
RUSHING ATTEMPTS	19	Rutgers vs Minnesota (11/09/2024)
YARDS PER RUSH	-1.1	Indiana at Michigan St. (11/02/2024)
LONGEST RUSH	8	Indiana vs Michigan (11/09/2024)
PASSING ATTEMPTS	10	Wisconsin at Iowa (11/02/2024)
PASSING YARDS	32	Southern California at Michigan (09/21/2024)
YARDS PER COMPLETION	4.6	Southern California at Michigan (09/21/2024)
PASSES COMPLETED	7	Wisconsin at Iowa (11/02/2024)
	7	Southern California at Michigan (09/21/2024)
PASS COMPLETION PCT	29.6	Washington vs Northwestern (09/21/2024)
LONGEST PASS	10	Southern California at Michigan (09/21/2024)
FIRST DOWNS	0	Washington vs Michigan (10/05/2024)
1ST DOWN RUSHING	1	Northwestern at Purdue (11/02/2024)
1ST DOWN PASSING	0	Southern California at Michigan (09/21/2024)
1ST DOWN BY PENALTY	0	Purdue at Ohio St. (11/09/2024)
	0	Oregon at Michigan (11/02/2024)
	0	Michigan vs Michigan St. (10/26/2024)
	0	Penn St. at Wisconsin (10/26/2024)
	0	Illinois at Oregon (10/26/2024)
	0	Indiana vs Washington (10/26/2024)
	0	Wisconsin at Northwestern (10/19/2024)
	0	Oregon at Purdue (10/18/2024)
	0	Oregon vs Ohio St. (10/12/2024)
	0	Purdue at Illinois (10/12/2024)
	0	Penn St. at Southern California (10/12/2024)
	0	Wisconsin at Rutgers (10/12/2024)
	0	Maryland vs Northwestern (10/11/2024)
	0	Iowa at Ohio St. (10/05/2024)
	0	Ohio St. vs Iowa (10/05/2024)
	0	Rutgers at Nebraska (10/05/2024)
	0	Northwestern vs Indiana (10/05/2024)
	0	Penn St. vs UCLA (10/05/2024)
	0	Ohio St. at Michigan St. (09/28/2024)
	0	Nebraska at Purdue (09/28/2024)
	0	Iowa at Minnesota (09/21/2024)
	0	Southern California at Michigan (09/21/2024)
	0	Michigan vs Southern California (09/21/2024)
	0	Illinois at Nebraska (09/20/2024)
PENALTIES	0	Ohio St. vs Purdue (11/09/2024)
	0	Michigan St. at Michigan (10/26/2024)
PENALTIES YARDS	0	Ohio St. vs Purdue (11/09/2024)
	0	Michigan St. at Michigan (10/26/2024)



INDIVIDUAL PLAYER GAME HIGHS

Points scored	
20	Jonathan Kim (Michigan St.) vs Iowa (10/19/2024)
18	Kaleb Johnson (Iowa) vs Wisconsin (11/02/2024)
18	Kaleb Johnson (Iowa) vs Northwestern (10/26/2024)
18	Woody Marks (Southern California) vs Rutgers (10/25/2024)
18	Kyle Monangai (Rutgers) vs UCLA (10/19/2024)
18	Josh McCray (Illinois) vs Purdue (10/12/2024)
18	Tawee Walker (Wisconsin) at Rutgers (10/12/2024)
18	Kaleb Johnson (Iowa) vs Washington (10/12/2024)
18	Max Brosmer (Minnesota) vs Southern California (10/05/2024)
18	Emeka Egbuka (Ohio St.) vs Iowa (10/05/2024)
18	Tawee Walker (Wisconsin) vs Purdue (10/05/2024)
18	Kaleb Johnson (Iowa) at Minnesota (09/21/2024)
Touchdowns	
3	Kaleb Johnson (Iowa) vs Wisconsin (11/02/2024)
3	Kaleb Johnson (Iowa) vs Northwestern (10/26/2024)
3	Woody Marks (Southern California) vs Rutgers (10/25/2024)
3	Kyle Monangai (Rutgers) vs UCLA (10/19/2024)
3	Josh McCray (Illinois) vs Purdue (10/12/2024)
3	Tawee Walker (Wisconsin) at Rutgers (10/12/2024)
3	Kaleb Johnson (Iowa) vs Washington (10/12/2024)
3	Max Brosmer (Minnesota) vs Southern California (10/05/2024)
3	Emeka Egbuka (Ohio St.) vs Iowa (10/05/2024)
3	Tawee Walker (Wisconsin) vs Purdue (10/05/2024)
3	Kaleb Johnson (Iowa) at Minnesota (09/21/2024)
TD responsibility	
5	Ethan Garbers (UCLA) at Rutgers (10/19/2024) [1r,4p]
5	Will Howard (Ohio St.) vs Iowa (10/05/2024) [1r,4p]
Points scored kicking	
20	Jonathan Kim (Michigan St.) vs Iowa (10/19/2024) [6fg,2pat]
Total offense yards	
439	Luke Altmeyer (Illinois) vs Purdue (10/12/2024) [60r,379p]
431	Ethan Garbers (UCLA) at Rutgers (10/19/2024) [48r,383p]
Total offense plays	
65	Billy Edwards Jr. (Maryland) vs Northwestern (10/11/2024) [14r,51p]
59	Billy Edwards Jr. (Maryland) vs Southern California (10/19/2024) [9r,50p]
Total offense yards/play	
36	Jordan Burch (Oregon) vs Maryland (11/09/2024) [36-1]
36	Tanner Arkin (Illinois) vs Michigan (10/19/2024) [36-1]
Rushing yards	
206	Kaleb Johnson (Iowa) at Minnesota (09/21/2024)
198	Tawee Walker (Wisconsin) at Rutgers (10/12/2024)
Rushing attempts	
29	Justice Ellison (Indiana) vs Washington (10/26/2024)
25	Darius Taylor (Minnesota) vs Southern California (10/05/2024)
25	Kyle Monangai (Rutgers) vs Washington (09/27/2024)
Yards per rush	
36	Jordan Burch (Oregon) vs Maryland (11/09/2024) [36-1]
36	Tanner Arkin (Illinois) vs Michigan (10/19/2024) [36-1]
Rushing TDs	
3	Kaleb Johnson (Iowa) vs Wisconsin (11/02/2024)
3	Kaleb Johnson (Iowa) vs Northwestern (10/26/2024)
3	Woody Marks (Southern California) vs Rutgers (10/25/2024)



**2024-25 Big Ten Football
Conference Individual Game Highs
In Conference games**

3	Kyle Monangai (Rutgers) vs UCLA (10/19/2024)
3	Tawee Walker (Wisconsin) at Rutgers (10/12/2024)
3	Max Brosmer (Minnesota) vs Southern California (10/05/2024)
3	Tawee Walker (Wisconsin) vs Purdue (10/05/2024)
3	Kaleb Johnson (Iowa) at Minnesota (09/21/2024)
Longest rush	
78	Corey Smith (Penn St.) vs Washington (11/09/2024)
75	Kaleb Johnson (Iowa) at Michigan St. (10/19/2024)
75	Quinten Joyner (Southern California) vs Penn St. (10/12/2024)
75	Roman Hemby (Maryland) at Indiana (09/28/2024)
Passing yards	
391	Drew Allar (Penn St.) at Southern California (10/12/2024)
383	Ethan Garbers (UCLA) at Rutgers (10/19/2024)
Passing attempts	
51	Billy Edwards Jr. (Maryland) vs Northwestern (10/11/2024)
51	Miller Moss (Southern California) at Michigan (09/21/2024)
Passing TDs	
4	Kurtis Rourke (Indiana) at Michigan St. (11/02/2024)
4	Max Brosmer (Minnesota) vs Maryland (10/26/2024)
4	Ethan Garbers (UCLA) at Rutgers (10/19/2024)
4	Will Howard (Ohio St.) vs Iowa (10/05/2024)
4	Luke Altmyer (Illinois) at Nebraska (09/20/2024)
4	Kurtis Rourke (Indiana) at UCLA (09/14/2024)
Longest pass	
77	Aidan Chiles (Michigan St.) at Maryland (09/07/2024)
70	Miller Moss (Southern California) vs Rutgers (10/25/2024)
Passes completed	
39	Billy Edwards Jr. (Maryland) vs Southern California (10/19/2024)
34	Miller Moss (Southern California) at Maryland (10/19/2024)
Had intercepted	
3	Miller Moss (Southern California) at Washington (11/02/2024)
3	Dylan Raiola (Nebraska) at Indiana (10/19/2024)
3	Ethan Garbers (UCLA) vs Minnesota (10/12/2024)
3	Drew Allar (Penn St.) at Southern California (10/12/2024)
Pass completion pct	
100	Ryan Browne (Purdue) vs Northwestern (11/02/2024) [3-3]
100	Shamar Rigby (Purdue) vs Northwestern (11/02/2024) [1-1]
100	Beau Pribula (Penn St.) vs Ohio St. (11/02/2024) [1-1]
100	Donovan Edwards (Michigan) vs Michigan St. (10/26/2024) [1-1]
100	Austin Novosad (Oregon) vs Illinois (10/26/2024) [2-2]
100	Tyler Warren (Penn St.) at Southern California (10/12/2024) [1-1]
100	Demond Williams Jr. (Washington) vs Michigan (10/05/2024) [2-2]
100	Brendan Sullivan (Iowa) at Ohio St. (10/05/2024) [1-1]
100	Brian Buschini (Nebraska) vs Rutgers (10/05/2024) [1-1]
100	Ryan Browne (Purdue) at Wisconsin (10/05/2024) [1-1]
100	Mabrey Mettauer (Wisconsin) vs Purdue (10/05/2024) [1-1]
100	Tommy Schuster (Michigan St.) at Oregon (10/04/2024) [5-5]
100	Dante Moore (Oregon) vs Michigan St. (10/04/2024) [1-1]
100	Demond Williams Jr. (Washington) at Rutgers (09/27/2024) [1-1]
100	Demond Williams Jr. (Washington) vs Northwestern (09/21/2024) [2-2]
100	Justyn Martin (UCLA) vs Indiana (09/14/2024) [1-1]
Pass yards/attempt	
30	Brian Buschini (Nebraska) vs Rutgers (10/05/2024) [30-1]
23	Donovan Edwards (Michigan) vs Michigan St. (10/26/2024) [23-1]
Pass yards/catch	



**2024-25 Big Ten Football
Conference Individual Game Highs
In Conference games**

30	Brian Buschini (Nebraska) vs Rutgers (10/05/2024) [30-1]
Receiving yards	
224	Tyler Warren (Penn St.) at Southern California (10/12/2024)
194	Nick Marsh (Michigan St.) at Maryland (09/07/2024)
Receptions	
17	Tyler Warren (Penn St.) at Southern California (10/12/2024)
11	Dymere Miller (Rutgers) at Southern California (10/25/2024)
11	Tez Johnson (Oregon) at UCLA (09/28/2024)
11	Tai Felton (Maryland) vs Michigan St. (09/07/2024)
Yards per catch	
136	Tyler Warren (Penn St.) at Southern California (10/12/2024) [17-224]
101	Makai Lemon (Southern California) vs Rutgers (10/25/2024) [4-134]
Receiving TDs	
3	Emeka Egbuka (Ohio St.) vs Iowa (10/05/2024)
2	Dymere Miller (Rutgers) vs Minnesota (11/09/2024)
2	Elijah Sarratt (Indiana) at Michigan St. (11/02/2024)
2	Colston Loveland (Michigan) vs Michigan St. (10/26/2024)
2	Daniel Jackson (Minnesota) vs Maryland (10/26/2024)
2	Elijah Spencer (Minnesota) vs Maryland (10/26/2024)
2	A.J. Henning (Northwestern) vs Indiana (10/05/2024)
2	Trech Kekahuna (Wisconsin) vs Purdue (10/05/2024)
2	Tez Johnson (Oregon) at UCLA (09/28/2024)
2	Ja'Kobi Lane (Southern California) vs Wisconsin (09/28/2024)
2	Denzel Boston (Washington) at Rutgers (09/27/2024)
2	Denzel Boston (Washington) vs Northwestern (09/21/2024)
2	Pat Bryant (Illinois) at Nebraska (09/20/2024)
2	Isaiah Neyor (Nebraska) vs Illinois (09/20/2024)
2	Ke'Shawn Williams (Indiana) at UCLA (09/14/2024)
Longest reception	
77	Nick Marsh (Michigan St.) at Maryland (09/07/2024)
70	Makai Lemon (Southern California) vs Rutgers (10/25/2024)
Field goal attempts	
7	Jonathan Kim (Michigan St.) vs Iowa (10/19/2024)
4	Dragan Kesich (Minnesota) at Illinois (11/02/2024)
4	Ryan Barker (Penn St.) at Southern California (10/12/2024)
4	Michael Lantz (Southern California) vs Penn St. (10/12/2024)
4	Drew Stevens (Iowa) vs Washington (10/12/2024)
4	Grady Gross (Washington) vs Michigan (10/05/2024)
4	Grady Gross (Washington) at Rutgers (09/27/2024)
Field goals made	
6	Jonathan Kim (Michigan St.) vs Iowa (10/19/2024)
4	Dragan Kesich (Minnesota) at Illinois (11/02/2024)
4	Ryan Barker (Penn St.) at Southern California (10/12/2024)
4	Drew Stevens (Iowa) vs Washington (10/12/2024)
Longest field goal	
57	Mateen Bhaghani (UCLA) vs Iowa (11/08/2024)
56	Dominic Zvada (Michigan) at Indiana (11/09/2024)
Field goal pct	
100	Atticus Sappington (Oregon) vs Maryland (11/09/2024) [1-1]
100	Jack Howes (Maryland) at Oregon (11/09/2024) [1-1]
100	Nicolas Radicic (Indiana) vs Michigan (11/09/2024) [2-2]
100	Dominic Zvada (Michigan) at Indiana (11/09/2024) [3-3]
100	Jai Patel (Rutgers) vs Minnesota (11/09/2024) [1-1]
100	Dragan Kesich (Minnesota) at Rutgers (11/09/2024) [2-2]
100	Jayden Fielding (Ohio St.) vs Purdue (11/09/2024) [1-1]



2024-25 Big Ten Football
Conference Individual Game Highs
In Conference games

- 100 Drew Stevens (Iowa) at UCLA (11/08/2024) [1-1]
- 100 Nathaniel Vakos (Wisconsin) at Iowa (11/02/2024) [1-1]
- 100 Grady Gross (Washington) vs Southern California (11/02/2024) [2-2]
- 100 Nicolas Radacic (Indiana) at Michigan St. (11/02/2024) [1-1]
- 100 Jonathan Kim (Michigan St.) vs Indiana (11/02/2024) [1-1]
- 100 Dominic Zvada (Michigan) vs Oregon (11/02/2024) [1-1]
- 100 Atticus Sappington (Oregon) at Michigan (11/02/2024) [1-1]
- 100 Mateen Bhaghani (UCLA) at Nebraska (11/02/2024) [2-2]
- 100 Jayden Fielding (Ohio St.) at Penn St. (11/02/2024) [2-2]
- 100 Ryan Barker (Penn St.) vs Ohio St. (11/02/2024) [2-2]
- 100 Luke Akers (Northwestern) at Purdue (11/02/2024) [2-2]
- 100 Spencer Porath (Purdue) vs Northwestern (11/02/2024) [2-2]
- 100 David Olano (Illinois) vs Minnesota (11/02/2024) [1-1]
- 100 Dragan Kesich (Minnesota) at Illinois (11/02/2024) [4-4]
- 100 Dominic Zvada (Michigan) vs Michigan St. (10/26/2024) [1-1]
- 100 Nathaniel Vakos (Wisconsin) vs Penn St. (10/26/2024) [2-2]
- 100 Drew Stevens (Iowa) vs Northwestern (10/26/2024) [1-1]
- 100 Jack Howes (Maryland) at Minnesota (10/26/2024) [1-1]
- 100 Dragan Kesich (Minnesota) vs Maryland (10/26/2024) [2-2]
- 100 Andrew Boyle (Oregon) vs Illinois (10/26/2024) [1-1]
- 100 David Olano (Illinois) at Oregon (10/26/2024) [1-1]
- 100 Grady Gross (Washington) at Indiana (10/26/2024) [1-1]
- 100 Nicolas Radacic (Indiana) vs Washington (10/26/2024) [1-1]
- 100 John Hohl (Nebraska) at Ohio St. (10/26/2024) [3-3]
- 100 Jai Patel (Rutgers) at Southern California (10/25/2024) [2-2]
- 100 Jai Patel (Rutgers) vs UCLA (10/19/2024) [2-2]
- 100 Mateen Bhaghani (UCLA) vs Minnesota (10/12/2024) [1-1]
- 100 Jayden Fielding (Ohio St.) at Oregon (10/12/2024) [1-1]
- 100 David Olano (Illinois) vs Purdue (10/12/2024) [3-3]
- 100 Spencer Porath (Purdue) at Illinois (10/12/2024) [2-2]
- 100 Ryan Barker (Penn St.) at Southern California (10/12/2024) [4-4]
- 100 Drew Stevens (Iowa) vs Washington (10/12/2024) [4-4]
- 100 Luke Akers (Northwestern) at Maryland (10/11/2024) [3-3]
- 100 Dragan Kesich (Minnesota) vs Southern California (10/05/2024) [1-1]
- 100 Dominic Zvada (Michigan) at Washington (10/05/2024) [1-1]
- 100 Jack Olsen (Northwestern) vs Indiana (10/05/2024) [1-1]
- 100 Nicolas Radacic (Indiana) at Northwestern (10/05/2024) [2-2]
- 100 Ryan Barker (Penn St.) vs UCLA (10/05/2024) [2-2]
- 100 Mateen Bhaghani (UCLA) at Penn St. (10/05/2024) [1-1]
- 100 Spencer Porath (Purdue) at Wisconsin (10/05/2024) [2-2]
- 100 Nathaniel Vakos (Wisconsin) vs Purdue (10/05/2024) [1-1]
- 100 Andrew Boyle (Oregon) vs Michigan St. (10/04/2024) [1-1]
- 100 Jonathan Kim (Michigan St.) at Oregon (10/04/2024) [1-1]
- 100 Mateen Bhaghani (UCLA) vs Oregon (09/28/2024) [2-2]
- 100 Atticus Sappington (Oregon) at UCLA (09/28/2024) [2-2]
- 100 Jayden Fielding (Ohio St.) at Michigan St. (09/28/2024) [1-1]
- 100 Michael Lantz (Southern California) vs Wisconsin (09/28/2024) [1-1]
- 100 Dominic Zvada (Michigan) vs Minnesota (09/28/2024) [2-2]
- 100 Drew Stevens (Iowa) at Minnesota (09/21/2024) [1-1]
- 100 Jack Olsen (Northwestern) at Washington (09/21/2024) [1-1]
- 100 Michael Lantz (Southern California) at Michigan (09/21/2024) [1-1]
- 100 David Olano (Illinois) at Nebraska (09/20/2024) [1-1]
- 100 Jonathan Kim (Michigan St.) at Maryland (09/07/2024) [2-2]

PAT kicks attempted

- 8 Nicolas Radacic (Indiana) vs Nebraska (10/19/2024)

PAT kicks made



2024-25 Big Ten Football
Conference Individual Game Highs
In Conference games

8 Nicolas Radicic (Indiana) vs Nebraska (10/19/2024)

PAT kicks pct

- 100 Ryan Barker (Penn St.) vs Washington (11/09/2024) [5-5]
- 100 Jack Howes (Maryland) at Oregon (11/09/2024) [1-1]
- 100 Andrew Boyle (Oregon) vs Maryland (11/09/2024) [2-2]
- 100 Atticus Sappington (Oregon) vs Maryland (11/09/2024) [2-2]
- 100 Nicolas Radicic (Indiana) vs Michigan (11/09/2024) [2-2]
- 100 Jayden Fielding (Ohio St.) vs Purdue (11/09/2024) [6-6]
- 100 Jai Patel (Rutgers) vs Minnesota (11/09/2024) [3-3]
- 100 Mateen Bhaghani (UCLA) vs Iowa (11/08/2024) [2-2]
- 100 Drew Stevens (Iowa) at UCLA (11/08/2024) [2-2]
- 100 Drew Stevens (Iowa) vs Wisconsin (11/02/2024) [6-6]
- 100 Nathaniel Vakos (Wisconsin) at Iowa (11/02/2024) [1-1]
- 100 Michael Lantz (Southern California) at Washington (11/02/2024) [3-3]
- 100 Grady Gross (Washington) vs Southern California (11/02/2024) [2-2]
- 100 Nicolas Radicic (Indiana) at Michigan St. (11/02/2024) [6-6]
- 100 Jonathan Kim (Michigan St.) vs Indiana (11/02/2024) [1-1]
- 100 Dominic Zvada (Michigan) vs Oregon (11/02/2024) [2-2]
- 100 Andrew Boyle (Oregon) at Michigan (11/02/2024) [2-2]
- 100 Atticus Sappington (Oregon) at Michigan (11/02/2024) [3-3]
- 100 Mateen Bhaghani (UCLA) at Nebraska (11/02/2024) [3-3]
- 100 Luke Akers (Northwestern) at Purdue (11/02/2024) [2-2]
- 100 Spencer Porath (Purdue) vs Northwestern (11/02/2024) [2-2]
- 100 Jayden Fielding (Ohio St.) at Penn St. (11/02/2024) [2-2]
- 100 Ryan Barker (Penn St.) vs Ohio St. (11/02/2024) [1-1]
- 100 David Olano (Illinois) vs Minnesota (11/02/2024) [2-2]
- 100 Dragan Kesich (Minnesota) at Illinois (11/02/2024) [1-1]
- 100 Dominic Zvada (Michigan) vs Michigan St. (10/26/2024) [1-1]
- 100 Jonathan Kim (Michigan St.) at Michigan (10/26/2024) [2-2]
- 100 Ryan Barker (Penn St.) at Wisconsin (10/26/2024) [4-4]
- 100 Nathaniel Vakos (Wisconsin) vs Penn St. (10/26/2024) [1-1]
- 100 Jack Howes (Maryland) at Minnesota (10/26/2024) [2-2]
- 100 Dragan Kesich (Minnesota) vs Maryland (10/26/2024) [6-6]
- 100 Drew Stevens (Iowa) vs Northwestern (10/26/2024) [5-5]
- 100 Luke Akers (Northwestern) at Iowa (10/26/2024) [2-2]
- 100 Andrew Boyle (Oregon) vs Illinois (10/26/2024) [1-1]
- 100 Atticus Sappington (Oregon) vs Illinois (10/26/2024) [4-4]
- 100 Nicolas Radicic (Indiana) vs Washington (10/26/2024) [4-4]
- 100 Grady Gross (Washington) at Indiana (10/26/2024) [2-2]
- 100 Jayden Fielding (Ohio St.) vs Nebraska (10/26/2024) [3-3]
- 100 Michael Lantz (Southern California) vs Rutgers (10/25/2024) [6-6]
- 100 Drew Stevens (Iowa) at Michigan St. (10/19/2024) [2-2]
- 100 Jonathan Kim (Michigan St.) vs Iowa (10/19/2024) [2-2]
- 100 Jack Howes (Maryland) vs Southern California (10/19/2024) [3-3]
- 100 Michael Lantz (Southern California) at Maryland (10/19/2024) [4-4]
- 100 David Olano (Illinois) vs Michigan (10/19/2024) [1-1]
- 100 Dominic Zvada (Michigan) at Illinois (10/19/2024) [1-1]
- 100 Nicolas Radicic (Indiana) vs Nebraska (10/19/2024) [8-8]
- 100 John Hohl (Nebraska) at Indiana (10/19/2024) [1-1]
- 100 Mateen Bhaghani (UCLA) at Rutgers (10/19/2024) [5-5]
- 100 Jai Patel (Rutgers) vs UCLA (10/19/2024) [2-2]
- 100 Nathaniel Vakos (Wisconsin) at Northwestern (10/19/2024) [3-3]
- 100 Andrew Boyle (Oregon) at Purdue (10/18/2024) [1-1]
- 100 Atticus Sappington (Oregon) at Purdue (10/18/2024) [4-4]
- 100 Mateen Bhaghani (UCLA) vs Minnesota (10/12/2024) [2-2]
- 100 Dragan Kesich (Minnesota) at UCLA (10/12/2024) [3-3]



2024-25 Big Ten Football
Conference Individual Game Highs
In Conference games

100 Jayden Fielding (Ohio St.) at Oregon (10/12/2024) [4-4]
100 Andrew Boyle (Oregon) vs Ohio St. (10/12/2024) [1-1]
100 Atticus Sappington (Oregon) vs Ohio St. (10/12/2024) [1-1]
100 David Olano (Illinois) vs Purdue (10/12/2024) [5-5]
100 Spencer Porath (Purdue) at Illinois (10/12/2024) [3-3]
100 Ryan Barker (Penn St.) at Southern California (10/12/2024) [3-3]
100 Michael Lantz (Southern California) vs Penn St. (10/12/2024) [3-3]
100 Jai Patel (Rutgers) vs Wisconsin (10/12/2024) [1-1]
100 Nathaniel Vakos (Wisconsin) at Rutgers (10/12/2024) [6-6]
100 Drew Stevens (Iowa) vs Washington (10/12/2024) [4-4]
100 Grady Gross (Washington) at Iowa (10/12/2024) [1-1]
100 Jack Howes (Maryland) vs Northwestern (10/11/2024) [1-1]
100 Luke Akers (Northwestern) at Maryland (10/11/2024) [4-4]
100 Dragan Kesich (Minnesota) vs Southern California (10/05/2024) [3-3]
100 Michael Lantz (Southern California) at Minnesota (10/05/2024) [2-2]
100 Dominic Zvada (Michigan) at Washington (10/05/2024) [2-2]
100 Grady Gross (Washington) vs Michigan (10/05/2024) [3-3]
100 Drew Stevens (Iowa) at Ohio St. (10/05/2024) [1-1]
100 Jayden Fielding (Ohio St.) vs Iowa (10/05/2024) [5-5]
100 John Hohl (Nebraska) vs Rutgers (10/05/2024) [2-2]
100 Jai Patel (Rutgers) at Nebraska (10/05/2024) [1-1]
100 Nicolas Radicic (Indiana) at Northwestern (10/05/2024) [5-5]
100 Jack Olsen (Northwestern) vs Indiana (10/05/2024) [3-3]
100 Ryan Barker (Penn St.) vs UCLA (10/05/2024) [3-3]
100 Nathaniel Vakos (Wisconsin) vs Purdue (10/05/2024) [7-7]
100 Jonathan Kim (Michigan St.) at Oregon (10/04/2024) [1-1]
100 Andrew Boyle (Oregon) vs Michigan St. (10/04/2024) [1-1]
100 Atticus Sappington (Oregon) vs Michigan St. (10/04/2024) [3-3]
100 Mateen Bhaghani (UCLA) vs Oregon (09/28/2024) [1-1]
100 David Olano (Illinois) at Penn St. (09/28/2024) [1-1]
100 Sander Sahaydak (Penn St.) vs Illinois (09/28/2024) [2-2]
100 Ryan Barker (Penn St.) vs Illinois (09/28/2024) [1-1]
100 Jonathan Kim (Michigan St.) vs Ohio St. (09/28/2024) [1-1]
100 Jayden Fielding (Ohio St.) at Michigan St. (09/28/2024) [5-5]
100 Michael Lantz (Southern California) vs Wisconsin (09/28/2024) [5-5]
100 Nathaniel Vakos (Wisconsin) at Southern California (09/28/2024) [3-3]
100 Nicolas Radicic (Indiana) vs Maryland (09/28/2024) [6-6]
100 Jack Howes (Maryland) at Indiana (09/28/2024) [4-4]
100 John Hohl (Nebraska) at Purdue (09/28/2024) [4-4]
100 Spencer Porath (Purdue) vs Nebraska (09/28/2024) [1-1]
100 Dominic Zvada (Michigan) vs Minnesota (09/28/2024) [3-3]
100 Dragan Kesich (Minnesota) at Michigan (09/28/2024) [3-3]
100 Jai Patel (Rutgers) vs Washington (09/27/2024) [3-3]
100 Grady Gross (Washington) at Rutgers (09/27/2024) [1-1]
100 Drew Stevens (Iowa) at Minnesota (09/21/2024) [4-4]
100 Dragan Kesich (Minnesota) vs Iowa (09/21/2024) [2-2]
100 Grady Gross (Washington) vs Northwestern (09/21/2024) [3-3]
100 Michael Lantz (Southern California) at Michigan (09/21/2024) [3-3]
100 David Olano (Illinois) at Nebraska (09/20/2024) [4-4]
100 John Hohl (Nebraska) vs Illinois (09/20/2024) [3-3]
100 Mateen Bhaghani (UCLA) vs Indiana (09/14/2024) [1-1]
100 Nicolas Radicic (Indiana) at UCLA (09/14/2024) [6-6]
100 Jack Howes (Maryland) vs Michigan St. (09/07/2024) [3-3]
100 Jonathan Kim (Michigan St.) at Maryland (09/07/2024) [3-3]

Punts

9 Jakob Anderson (Rutgers) vs Wisconsin (10/12/2024)



**2024-25 Big Ten Football
Conference Individual Game Highs
In Conference games**

8	Rhys Dakin (Iowa) vs Northwestern (10/26/2024)
8	Keelan Crimmins (Purdue) at Wisconsin (10/05/2024)
8	Tommy Doman (Michigan) vs Southern California (09/21/2024)
Yards punted	
377	Jakob Anderson (Rutgers) vs Wisconsin (10/12/2024) [9-377]
354	Tommy Doman (Michigan) vs Southern California (09/21/2024) [8-354]
Longest punt	
74	Atticus Bertrams (Wisconsin) at Southern California (09/28/2024)
Punting avg	
57	Rhys Dakin (Iowa) vs Washington (10/12/2024) [114-2]
Punt returns	
4	Kaden Wetjen (Iowa) vs Northwestern (10/26/2024)
4	Denzel Boston (Washington) vs Northwestern (09/21/2024)
Punt return yards	
111	Kaden Wetjen (Iowa) vs Northwestern (10/26/2024)
82	Koi Perich (Minnesota) at Michigan (09/28/2024)
Longest punt return	
85	Kaden Wetjen (Iowa) vs Northwestern (10/26/2024)
72	Drew Wagner (Northwestern) at Iowa (10/26/2024)
Punt return avg	
41	Koi Perich (Minnesota) at Michigan (09/28/2024) [82-2]
37	Kaden Wetjen (Iowa) vs Washington (10/12/2024) [37-1]
Kick returns	
5	Kaden Wetjen (Iowa) at Michigan St. (10/19/2024)
Kick return yards	
150	Joseph Himon II (Northwestern) at Washington (09/21/2024)
145	Kaden Wetjen (Iowa) at Michigan St. (10/19/2024)
Kick return avg	
50	Keith Reynolds (Washington) vs Southern California (11/02/2024) [50-1]
50	Joseph Himon II (Northwestern) at Washington (09/21/2024) [150-3]
Longest kick return	
96	Joseph Himon II (Northwestern) at Washington (09/21/2024)
80	Makai Lemon (Southern California) vs Rutgers (10/25/2024)
Kick return TDs	
Combined PR/KR yards	
176	Kaden Wetjen (Iowa) vs Northwestern (10/26/2024) [111pr,65kr]
150	Joseph Himon II (Northwestern) at Washington (09/21/2024) [0pr,150kr]
Interceptions	
2	Carson Schwesinger (UCLA) vs Iowa (11/08/2024)
2	Carson Bruener (Washington) vs Southern California (11/02/2024)
2	Amare Ferrell (Indiana) at Michigan St. (11/02/2024)
2	D'Angelo Ponds (Indiana) vs Washington (10/26/2024)
2	Koi Perich (Minnesota) at UCLA (10/12/2024)
2	Kyndrich Breedlove (Purdue) at Wisconsin (10/05/2024)
Interception return yds	
96	Bryan Addison (UCLA) vs Oregon (09/28/2024)
85	Theran Johnson (Northwestern) at Iowa (10/26/2024)
Interception return avg	
96	Bryan Addison (UCLA) vs Oregon (09/28/2024) [96-1]
85	Theran Johnson (Northwestern) at Iowa (10/26/2024) [85-1]
Longest interception rtn	
96	Bryan Addison (UCLA) vs Oregon (09/28/2024)
85	Theran Johnson (Northwestern) at Iowa (10/26/2024)
All-purpose yards	



2024-25 Big Ten Football
Conference Individual Game Highs
In Conference games

256	Makai Lemon (Southern California) vs Rutgers (10/25/2024)
228	Tyler Warren (Penn St.) at Southern California (10/12/2024)
Tackles	
16	Christian Alliegro (Wisconsin) at Iowa (11/02/2024) [7-9]
Sacks	
2.5	Mikail Kamara (Indiana) at Michigan St. (11/02/2024) [1-2]
2.5	Gabe Jacas (Illinois) vs Michigan (10/19/2024) [1-2]
2.5	Jordan Burch (Oregon) vs Michigan St. (10/04/2024) [1-2]
Tackles for loss	
4.5	Mikail Kamara (Indiana) at Michigan St. (11/02/2024) [3-3]
4.5	Carson Schwesinger (UCLA) vs Minnesota (10/12/2024) [4-1]



**2024-25 Big Ten Football
Conference Individual Game Highs
In Conference games**

200-Yard Rushing Performances	
206	Kaleb Johnson (Iowa) at Minnesota (09/21/2024)
100-Yard Rushing Performances	
206	Kaleb Johnson (Iowa) at Minnesota (09/21/2024)
198	Tawee Walker (Wisconsin) at Rutgers (10/12/2024)
166	Kaleb Johnson (Iowa) vs Washington (10/12/2024)
166	Jordan James (Oregon) vs Michigan St. (10/04/2024)
159	Kalel Mullings (Michigan) vs Southern California (09/21/2024)
148	Jonah Coleman (Washington) at Rutgers (09/27/2024)
144	Darius Taylor (Minnesota) vs Southern California (10/05/2024)
135	Kaleb Johnson (Iowa) vs Wisconsin (11/02/2024)
134	Woody Marks (Southern California) at Minnesota (10/05/2024)
132	Kyle Monangai (Rutgers) vs Washington (09/27/2024)
131	Darius Taylor (Minnesota) at Illinois (11/02/2024)
126	Tawee Walker (Wisconsin) at Northwestern (10/19/2024)
125	T.J. Harden (UCLA) vs Iowa (11/08/2024)
123	Woody Marks (Southern California) at Washington (11/02/2024)
123	Justice Ellison (Indiana) vs Washington (10/26/2024)
118	Nate Carter (Michigan St.) at Michigan (10/26/2024)
118	Ryan Browne (Purdue) at Illinois (10/12/2024)
117	Jordan James (Oregon) at Michigan (11/02/2024)
117	Roman Hemby (Maryland) at Indiana (09/28/2024)
115	Jordan James (Oregon) vs Ohio St. (10/12/2024)
111	Woody Marks (Southern California) vs Penn St. (10/12/2024)
111	Kalel Mullings (Michigan) vs Minnesota (09/28/2024)
109	Kaleb Johnson (Iowa) vs Northwestern (10/26/2024)
106	Kyle Monangai (Rutgers) vs UCLA (10/19/2024)
105	Justice Ellison (Indiana) vs Nebraska (10/19/2024)
104	Jonah Coleman (Washington) vs Southern California (11/02/2024)
104	Jonah Coleman (Washington) at Indiana (10/26/2024)
103	Jordan James (Oregon) at UCLA (09/28/2024)
102	Devin Mockobee (Purdue) at Illinois (10/12/2024)
102	Kaytron Allen (Penn St.) vs Illinois (09/28/2024)
100	Woody Marks (Southern California) at Michigan (09/21/2024)
Number of 100-Yard Rushing Performances	
4	Kaleb Johnson, Iowa
4	Jordan James, Oregon
4	Woody Marks, Southern California
3	Jonah Coleman, Washington
2	Tawee Walker, Wisconsin
2	Kalel Mullings, Michigan
2	Darius Taylor, Minnesota
2	Kyle Monangai, Rutgers
2	Justice Ellison, Indiana
1	T.J. Harden, UCLA
1	Nate Carter, Michigan St.
1	Ryan Browne, Purdue
1	Roman Hemby, Maryland
1	Devin Mockobee, Purdue
1	Kaytron Allen, Penn St.
500-Yard Passing Performances	
400-Yard Passing Performances	
300-Yard Passing Performances	
391	Drew Allar (Penn St.) at Southern California (10/12/2024)
383	Ethan Garbers (UCLA) at Rutgers (10/19/2024)
380	Kurtis Rourke (Indiana) at Northwestern (10/05/2024)



**2024-25 Big Ten Football
Conference Individual Game Highs
In Conference games**

- 379 Luke Altmyer (Illinois) vs Purdue (10/12/2024)
- 373 Billy Edwards Jr. (Maryland) vs Southern California (10/19/2024)
- 363 Aidan Chiles (Michigan St.) at Maryland (09/07/2024)
- 359 Braedyn Locke (Wisconsin) vs Purdue (10/05/2024)
- 359 Kurtis Rourke (Indiana) vs Maryland (09/28/2024)
- 341 Dillon Gabriel (Oregon) vs Ohio St. (10/12/2024)
- 336 Miller Moss (Southern California) at Maryland (10/19/2024)
- 326 Will Howard (Ohio St.) at Oregon (10/12/2024)
- 320 Max Brosmer (Minnesota) vs Maryland (10/26/2024)
- 313 Athan Kaliakmanis (Rutgers) at Southern California (10/25/2024)
- 308 Miller Moss (Southern California) vs Rutgers (10/25/2024)
- 308 Miller Moss (Southern California) vs Wisconsin (09/28/2024)
- 307 Kurtis Rourke (Indiana) at UCLA (09/14/2024)
- 306 Will Rogers (Washington) at Rutgers (09/27/2024)

Number of 300-Yard Passing Performances

- 3 Kurtis Rourke, Indiana
- 3 Miller Moss, Southern California
- 1 Drew Allar, Penn St.
- 1 Ethan Garbers, UCLA
- 1 Luke Altmyer, Illinois
- 1 Billy Edwards Jr., Maryland
- 1 Aidan Chiles, Michigan St.
- 1 Braedyn Locke, Wisconsin
- 1 Dillon Gabriel, Oregon
- 1 Will Howard, Ohio St.
- 1 Max Brosmer, Minnesota
- 1 Athan Kaliakmanis, Rutgers
- 1 Will Rogers, Washington

200-Yard Receiving Performances

- 224 Tyler Warren (Penn St.) at Southern California (10/12/2024)

100-Yard Receiving Performances

- 224 Tyler Warren (Penn St.) at Southern California (10/12/2024)
- 194 Nick Marsh (Michigan St.) at Maryland (09/07/2024)
- 152 Tai Felton (Maryland) vs Michigan St. (09/07/2024)
- 149 Traeshon Holden (Oregon) at Michigan (11/02/2024)
- 149 Evan Stewart (Oregon) vs Ohio St. (10/12/2024)
- 138 Jacob Gill (Iowa) at UCLA (11/08/2024)
- 135 Elijah Sarratt (Indiana) at Northwestern (10/05/2024)
- 134 Makai Lemon (Southern California) vs Rutgers (10/25/2024)
- 134 Trech Kekahuna (Wisconsin) vs Purdue (10/05/2024)
- 133 Max Klare (Purdue) at Illinois (10/12/2024)
- 131 Dymere Miller (Rutgers) at Southern California (10/25/2024)
- 128 Bryce Kirtz (Northwestern) vs Indiana (10/05/2024)
- 128 Elijah Sarratt (Indiana) vs Maryland (09/28/2024)
- 125 Denzel Boston (Washington) at Rutgers (09/27/2024)
- 123 Bryce Kirtz (Northwestern) at Maryland (10/11/2024)
- 121 Tez Johnson (Oregon) at UCLA (09/28/2024)
- 121 Denzel Boston (Washington) vs Northwestern (09/21/2024)
- 117 Daniel Jackson (Minnesota) vs Maryland (10/26/2024)
- 114 Keegan Jones (UCLA) at Rutgers (10/19/2024)
- 113 Nick Marsh (Michigan St.) vs Iowa (10/19/2024)
- 112 Colston Loveland (Michigan) vs Oregon (11/02/2024)
- 112 Daniel Jackson (Minnesota) vs Iowa (09/21/2024)
- 111 Kaden Prather (Maryland) vs Southern California (10/19/2024)
- 107 J. Michael Sturdivant (UCLA) vs Minnesota (10/12/2024)
- 107 Liam Clifford (Penn St.) vs UCLA (10/05/2024)



2024-25 Big Ten Football
Conference Individual Game Highs
In Conference games

- 105 Ja'Kobi Lane (Southern California) vs Wisconsin (09/28/2024)
- 104 Tai Felton (Maryland) at Minnesota (10/26/2024)
- 104 Moliki Matavao (UCLA) at Rutgers (10/19/2024)
- 104 Pat Bryant (Illinois) vs Purdue (10/12/2024)
- 102 Zachariah Branch (Southern California) at Washington (11/02/2024)
- 102 Tez Johnson (Oregon) vs Illinois (10/26/2024)
- 102 Carnell Tate (Ohio St.) vs Nebraska (10/26/2024)
- 100 Montorie Foster Jr. (Michigan St.) vs Iowa (10/19/2024)
- 100 Jeremiah Smith (Ohio St.) at Oregon (10/12/2024)

Number of 100-Yard Receiving Performances

- 2 Nick Marsh, Michigan St.
- 2 Tai Felton, Maryland
- 2 Elijah Sarratt, Indiana
- 2 Bryce Kirtz, Northwestern
- 2 Denzel Boston, Washington
- 2 Tez Johnson, Oregon
- 2 Daniel Jackson, Minnesota
- 1 Tyler Warren, Penn St.
- 1 Traeshon Holden, Oregon
- 1 Evan Stewart, Oregon
- 1 Jacob Gill, Iowa
- 1 Makai Lemon, Southern California
- 1 Trech Kekahuna, Wisconsin
- 1 Max Klare, Purdue
- 1 Dymere Miller, Rutgers
- 1 Keegan Jones, UCLA
- 1 Colston Loveland, Michigan
- 1 Kaden Prather, Maryland
- 1 J.Michael Sturdivant, UCLA
- 1 Liam Clifford, Penn St.
- 1 Ja'Kobi Lane, Southern California
- 1 Moliki Matavao, UCLA
- 1 Pat Bryant, Illinois
- 1 Zachariah Branch, Southern California
- 1 Carnell Tate, Ohio St.
- 1 Montorie Foster Jr., Michigan St.
- 1 Jeremiah Smith, Ohio St.



**2024-25 Big Ten Football
Conference Statistical Ranking Comparison
In Conference games**

Team	Offense				Defense			
	Rushing	Passing	Total Off.	Scoring	Rushing	Passing	Total Def.	Scoring
Illinois	10	13	12	10	16	10	14	10
Indiana	7	3	3	1	1	11	3	4
Iowa	1	18	11	4	15	8	10	6
Maryland	18	4	10	13	6	17	15	17
Michigan	4	17	16	11	9	13	13	13
Michigan St.	16	9	14	17	10	7	7	15
Minnesota	14	6	8	6	12	9	11	8
Nebraska	15	11	15	15	4	6	5	7
Northwestern	17	16	18	16	8	12	9	8
Ohio St.	8	8	5	5	3	3	1	1
Oregon	2	1	1	2	7	5	6	3
Penn St.	5	10	6	8	2	4	2	2
Purdue	12	15	17	18	13	18	18	18
Rutgers	11	14	13	14	11	14	16	11
Southern California	5	1	2	3	14	16	17	14
UCLA	13	7	9	9	5	15	12	16
Washington	9	5	4	11	18	2	8	11
Wisconsin	3	12	7	7	17	1	4	5

Team	Kick ret.	Punt ret.	Interceptions	Sacks	TFL	Turnover Mar.
Illinois	13	5	13	4	13	15
Indiana	17	1	1	1	1	4
Iowa	1	2	7	11	12	1
Maryland	11	12	5	16	5	15
Michigan	6	6	14	2	2	10
Michigan St.	12	18	12	18	15	18
Minnesota	5	4	11	8	9	2
Nebraska	10	17	10	6	8	12
Northwestern	2	3	4	14	10	7
Ohio St.	14	15	9	7	5	5
Oregon	16	10	16	5	4	2
Penn St.	7	13	8	3	3	7
Purdue	15	16	18	10	16	11
Rutgers	18	14	15	9	14	9
Southern California	4	8	3	13	10	12
UCLA	9	11	2	12	7	15
Washington	3	9	6	17	18	5
Wisconsin	8	7	17	15	17	12



**2024-25 Big Ten Football
Individual Statistics
In Conference games**

RUSHING (Minimum Games Played Pct. 75%, 10 Rushing Attempts/Game)

#	Player	G	Att.	Yds	Avg.	TD	Lg	Avg/g
1	Johnson, Kaleb - Iowa	7	127	849	6.69	14	75	121.29
2	Marks, Woody - USC	7	126	707	5.61	6	65	101.00
3	Walker, Tawee - Wisc	6	116	584	5.03	9	55	97.33
4	Monangai, Kyle - RU	5	100	474	4.74	5	40	94.80
5	James, Jordan - Oregon	7	122	663	5.43	7	41	94.71
6	Coleman, Jonah - UW	7	111	607	5.47	4	46	86.71
7	Allen, Kaytron - PSU	6	98	447	4.56	5	24	74.50
8	Taylor, Darius - MINN	7	111	484	4.36	6	51	69.14
9	Mullings, Kalel - Mich	7	105	470	4.48	6	63	67.14
10	Ellison, Justice - IND	7	92	443	4.82	6	43	63.29

TOTAL OFFENSE (Minimum Games Played Pct. 75%)

#	Player	G	Rush	Pass	Plays	Total	Yds/g
1	Gabriel, Dillon - Oregon	7	122	1934	251	2056	293.71
2	Rourke, Kurtis - IND	6	-31	1704	194	1673	278.83
3	Edwards Jr., Billy - MD	6	39	1618	307	1657	276.17
4	Moss, Miller - USC	7	-17	1948	314	1931	275.86
5	Howard, Will - OSU	6	100	1442	211	1542	257.00
6	Garbers, Ethan - UCLA	6	130	1353	215	1483	247.17
7	Chiles, Aidan - MSU	6	77	1322	206	1399	233.17
8	Allar, Drew - PSU	6	95	1277	183	1372	228.67
9	Brosmer, Max - MINN	7	-24	1624	283	1600	228.57
10	Altmyer, Luke - Illini	6	111	1246	235	1357	226.17

PASSING AVG/GAME (Minimum Games Played Pct. 75%)

#	Player	G	Comp-att-int	Yds	TD	Avg/g
1	Rourke, Kurtis - IND	6	125-177-4	1704	17	284.00
2	Moss, Miller - USC	7	185-296-9	1948	16	278.29
3	Gabriel, Dillon - Oregon	7	158-226-5	1934	16	276.29
4	Edwards Jr., Billy - MD	6	160-255-7	1618	8	269.67
5	Howard, Will - OSU	6	120-157-4	1442	16	240.33
6	Brosmer, Max - MINN	7	165-248-3	1624	11	232.00
7	Garbers, Ethan - UCLA	6	121-176-8	1353	9	225.50
8	Chiles, Aidan - MSU	6	102-151-6	1322	7	220.33
9	Rogers, Will - UW	7	143-207-5	1518	7	216.86
10	Locke, Braedyn - Wisc	6	104-180-8	1293	7	215.50

SCORING (Minimum Games Played Pct. 75%)

#	Player	G	TD	FG	XPT	2XP	Pts	Pts/g
1	Johnson, Kaleb - Iowa	7	15	0	0	0	90	12.86
2	Walker, Tawee - Wisc	6	9	0	0	0	54	9.00
3	Radicic, Nicolas - IND	7	0	6	37	0	55	7.86
4	Kim, Jonathan - MSU	6	0	11	10	0	43	7.17
5	Egbuka, Emeka - OSU	6	7	0	0	0	42	7.00
6	Kesich, Dragan - MINN	7	0	10	19	0	49	7.00
7	Barker, Ryan - PSU	6	0	8	17	0	41	6.83
8	Fielding, Jayden - OSU	6	0	5	25	0	40	6.67
9	Stevens, Drew - Iowa	7	0	7	24	0	45	6.43
10	Lantz, Michael - USC	7	0	6	26	0	44	6.29

PASS EFFICIENCY (Minimum Games Played Pct. 75%, 15 Total Passes/Game)

#	Player	G	Comp-att-int	Yds	TD	Eff.
1	Howard, Will - OSU	6	120-157-4	1442	16	182.12
2	Rourke, Kurtis - IND	6	125-177-4	1704	17	178.66
3	Gabriel, Dillon - Oregon	7	158-226-5	1934	16	160.73
4	Chiles, Aidan - MSU	6	102-151-6	1322	7	148.44
5	Allar, Drew - PSU	6	108-154-4	1277	5	145.30
6	Garbers, Ethan - UCLA	6	121-176-8	1353	9	141.11
7	Rogers, Will - UW	7	143-207-5	1518	7	137.01
8	Altmyer, Luke - Illini	6	103-172-3	1246	10	136.43
9	Brosmer, Max - MINN	7	165-248-3	1624	11	133.76
10	Moss, Miller - USC	7	185-296-9	1948	16	129.54

SCORING (TDs) (Minimum Games Played Pct. 75%, 1 Touchdowns)

#	Player	G	Run	Rec	Ret	Pts	Avg/g
1	Johnson, Kaleb - Iowa	7	14	1	0	90	12.86
2	Walker, Tawee - Wisc	6	9	0	0	54	9.00
3	Egbuka, Emeka - OSU	6	0	7	0	42	7.00
4	Smith, Jeremiah - OSU	6	1	5	0	36	6.00
5	Taylor, Darius - MINN	7	6	1	0	42	6.00
6	Johnson, Tez - Oregon	6	0	6	0	36	6.00
7	Monangai, Kyle - RU	5	5	0	0	30	6.00
8	James, Jordan - Oregon	7	7	0	0	42	6.00
9	Mullings, Kalel - Mich	7	6	0	0	36	5.14
10	Boston, Denzel - UW	7	0	6	0	36	5.14

RECEPTIONS/GAME (Minimum Games Played Pct. 75%)

#	Player	G	No.	Yds	TD	Lg	Yds/g	Rec/g
1	Felton, Tai - MD	6	50	527	2	35	87.83	8.33
2	Jackson, Daniel - MINN	7	51	556	3	37	79.43	7.29
3	Warren, Tyler - PSU	6	43	455	2	34	75.83	7.17
4	Johnson, Tez - Oregon	6	42	459	6	52	76.50	7.00
5	Loveland, Colston - Mich	6	34	373	3	36	62.17	5.67
6	Egbuka, Emeka - OSU	6	33	321	7	33	53.50	5.50
7	Boston, Denzel - UW	7	38	551	6	51	78.71	5.43
8	Smith, Jeremiah - OSU	6	31	484	5	60	80.67	5.17
9	Prather, Kaden - MD	6	31	338	1	33	56.33	5.17
10	Taylor, Darius - MINN	7	36	227	1	22	32.43	5.14

SCORING (KICK) (Minimum Games Played Pct. 75%)

#	Player	G	PAT	FG	Pts	Avg/g
1	Radicic, Nicolas - IND	7	37-37	6-6	55	7.86
2	Kim, Jonathan - MSU	6	10-10	11-13	43	7.17
3	Kesich, Dragan - MINN	7	19-20	10-12	49	7.00
4	Barker, Ryan - PSU	6	17-17	8-9	41	6.83
5	Fielding, Jayden - OSU	6	25-25	5-6	40	6.67
6	Stevens, Drew - Iowa	7	24-24	7-10	45	6.43
7	Lantz, Michael - USC	7	26-26	6-10	44	6.29
8	Bhaghani, Mateen - UCLA	7	14-14	10-13	44	6.29
9	Olano, David - Illini	6	13-13	8-10	37	6.17
10	Gross, Grady - UW	7	12-12	10-18	42	6.00



2024-25 Big Ten Football
Individual Statistics
In Conference games

RECEIVE YDS/GAME (Minimum Games Played Pct. 75%)

#	Player	G	No.	Yds	TD	Long	Avg/c	Yds/g
1	Felton, Tai - MD	6	50	527	2	35	10.54	87.83
2	Marsh, Nick - MSU	6	30	515	3	77	17.17	85.83
3	Smith, Jeremiah - OSU	6	31	484	5	60	15.61	80.67
4	Jackson, Daniel - MINN	7	51	556	3	37	10.90	79.43
5	Boston, Denzel - UW	7	38	551	6	51	14.50	78.71
6	Johnson, Tez - Oregon	6	42	459	6	52	10.93	76.50
7	Warren, Tyler - PSU	6	43	455	2	34	10.58	75.83
8	Sarratt, Elijah - IND	7	27	489	5	36	18.11	69.86
9	Lemon, Makai - USC	6	29	403	2	70	13.90	67.17
10	Loveland, Colston - Mich	6	34	373	3	36	10.97	62.17

PUNT RETURN AVG (Minimum Games Played Pct. 75%)

#	Player	G	No.	Yds	TD	Long	Avg.
1	Williams, Ke'Shawn - IND	7	1	22	0	22	22.00
2	Wetjen, Kaden - Iowa	7	11	191	1	85	17.36
3	Felton, Tai - MD	6	1	17	0	17	17.00

KICK RETURN AVG (Minimum Games Played Pct. 75%)

#	Player	G	No.	Yds	TD	Long	Avg.
1	Anthony II, Vinny - Wisc	6	5	164	0	74	32.80
2	Lemon, Makai - USC	6	7	223	0	80	31.86
3	Taylor, Joe - Mich	7	1	29	0	29	29.00

ALL PURPOSE (Minimum Games Played Pct. 75%)

#	Player	G	Rush	Rcv	PR	KR	Yds	Avg/g
1	Johnson, Kaleb - Iowa	7	849	82	0	0	931	133.00
2	Marks, Woody - USC	7	707	214	0	0	921	131.57
3	James, Jordan - Oregon	7	663	75	0	0	738	105.43
4	Taylor, Darius - MINN	7	484	227	0	0	711	101.57
5	Coleman, Jonah - UW	7	607	85	0	0	692	98.86
6	Lemon, Makai - USC	6	0	403	0	223	626	104.33
7	Wetjen, Kaden - Iowa	7	33	0	191	393	617	88.14
8	Boston, Denzel - UW	7	0	551	48	0	599	85.57
9	Walker, Tawee - Wisc	6	584	13	0	0	597	99.50
10	Singleton, Nicholas - PSU	5	229	169	0	163	561	112.20

PUNTING (Minimum Games Played Pct. 75%, 3.6 Punts/Game)

#	Player	G	No.	Yds	Lg	120	50+	TB	Avg.
1	McFerson, Bryce - MD	6	24	1123	63	11	11	1	46.79
2	Dakin, Rhys - Iowa	7	30	1402	61	15	11	3	46.73
3	Bertrams, Atticus - Wisc	6	29	1352	74	13	9	3	46.62
4	Buschini, Brian - Nebr	6	23	1040	69	6	9	2	45.22
5	Akers, Luke - NU	6	27	1202	58	10	6	0	44.52
6	Crimmins, Keelan - Purdue	6	27	1184	58	6	5	0	43.85
7	Doman, Tommy - Mich	7	36	1554	58	12	9	3	43.17
8	Crawford, Mark - MINN	7	32	1376	56	12	4	1	43.00
9	Anderson, Jakob - RU	6	30	1274	61	9	3	3	42.47

FIELD GOALS (Minimum Games Played Pct. 75%)

#	Player	G	Made	Att.	Long	Pct.	Avg.
1	Kim, Jonathan - MSU	6	11	13	55	84.62	1.83
2	Bhaghani, Mateen - UCLA	7	10	13	57	76.92	1.43
3	Kesich, Dragan - MINN	7	10	12	51	83.33	1.43
4	Gross, Grady - UW	7	10	18	45	55.56	1.43
5	Olano, David - Illini	6	8	10	49	80.00	1.33
6	Barker, Ryan - PSU	6	8	9	44	88.89	1.33
7	Porath, Spencer - Purdue	6	7	11	45	63.64	1.17
8	Zvada, Dominic - Mich	7	8	9	56	88.89	1.14
9	Akers, Luke - NU	6	6	9	43	66.67	1.00



2024-25 Big Ten Football
Individual Statistics
In Conference games

FIELD GOAL PCT (Minimum Games Played Pct. 75%)

#	Player	G	Made	Att.	Long	Pct.
1	Radicic, Nicolas - IND	7	6	6	41	100.00
2	Barker, Ryan - PSU	6	8	9	44	88.89
3	Zvada, Dominic - Mich	7	8	9	56	88.89
4	Sappington, Atticus - Oregon	7	6	7	42	85.71
5	Kim, Jonathan - MSU	6	11	13	55	84.62
6	Kesich, Dragan - MINN	7	10	12	51	83.33
7	Fielding, Jayden - OSU	6	5	6	46	83.33
8	Olano, David - Illini	6	8	10	49	80.00
9	Bhaghani, Mateen - UCLA	7	10	13	57	76.92

PAT KICKING PCT (Minimum Games Played Pct. 75%)

#	Player	G	Made	Att.	Pct.
1	Boyle, Andrew - Oregon	6	8	8	100.00
2	Gross, Grady - UW	7	12	12	100.00
3	Lantz, Michael - USC	7	26	26	100.00
4	Akers, Luke - NU	6	8	8	100.00
5	Kim, Jonathan - MSU	6	10	10	100.00
6	Howes, Jack - MD	6	14	14	100.00
7	Fielding, Jayden - OSU	6	25	25	100.00
8	Vakos, Nathaniel - Wisc	6	21	21	100.00
9	Stevens, Drew - Iowa	7	24	24	100.00



**2024-25 Big Ten Football
Individual Statistics
In Conference games**

TACKLES (All positions) (Minimum Games Played Pct. 75%)

#	Player	G	Pos	Solo	Ast	Total	Avg/g
1	Schwesinger, Carson - UCLA	7	LB	45	28	73	10.43
2	Higgins, Jay - Iowa	7	LB	30	43	73	10.43
3	Fisher, Aiden - IND	7	LB	29	40	69	9.86
4	Djabome, Dariel - RU	6	LB	30	29	59	9.83
5	Bruener, Carson - UW	7	LB	29	34	63	9.00
6	Mascarenas-Arnold, Easton - USC	7	LB	35	26	61	8.71
7	Lindenberg, Cody - MINN	7	LB	31	29	60	8.57
8	Thieneman, Dillon - Purdue	6	DB	36	15	51	8.50
9	Jackson, Nick - Iowa	7	LB	29	30	59	8.43
10	Uihlein, Mac - NU	6	LB	32	17	49	8.17
11	Rosiek, Dylan - Illini	6	LB	20	29	49	8.17
12	Hausmann, Ernest - Mich	7	LB	36	20	56	8.00
13	Wheatley, Zakee - PSU	6	S	31	11	42	7.00
14	Simon, Cody - OSU	6	LB	21	21	42	7.00
15	Bailey, Matthew - Illini	6	DB	19	22	41	6.83
16	Jacas, Gabe - Illini	6	LB	20	20	40	6.67
17	Styles, Sonny - OSU	6	LB	19	21	40	6.67
18	Cobb, Mason - USC	7	LB	19	26	45	6.43
19	Barham, Jaishawn - Mich	7	LB	29	16	45	6.43
20	Powell, Tyreem - RU	5	LB	15	16	31	6.20
21	King, Kobe - PSU	6	LB	21	16	37	6.17
22	Walker, Jailin - IND	7	LB	20	23	43	6.14
23	Medrano, Kain - UCLA	7	LB	28	15	43	6.14
24	Turner, Jordan - MSU	6	LB	17	19	36	6.00
25	Brown, Kerry - MINN	6	DB	19	17	36	6.00
26	Gifford, Isaac - Nebr	6	DB	17	19	36	6.00
27	Thomas, Jaheim - Wisc	6	LB	18	18	36	6.00
28	Singleton, DeShon - Nebr	6	DB	27	9	36	6.00
29	Tuputala, Alphonzo - UW	7	LB	21	20	41	5.86
30	Hypolite II, Ruben - MD	6	LB	15	20	35	5.83
31	Smith, Jaylin - USC	6	CB	23	12	35	5.83
32	Dixon, Flip - RU	6	DB	16	19	35	5.83
33	Jenkins, Kydran - Purdue	6	LB	22	13	35	5.83
34	Reed, Jaylen - PSU	6	S	25	10	35	5.83
35	Wohler, Hunter - Wisc	6	S	23	11	34	5.67
36	Spencer, Malik - MSU	6	S	23	11	34	5.67
37	Zachman, Preston - Wisc	6	S	22	12	34	5.67
38	Chaney, Jake - Wisc	6	LB	16	18	34	5.67
39	Karlaftis, Yanni - Purdue	6	LB	22	11	33	5.50
40	Bullock, John - Nebr	6	LB	17	16	33	5.50
41	Arnold, Akili - USC	6	S	21	11	32	5.33
42	Scott, Miles - Illini	6	DB	22	10	32	5.33
43	Asbury II, Shawn - IND	7	DB	15	22	37	5.29
44	Oladejo, Oluwafemi - UCLA	7	LB	18	19	37	5.29
45	Downs, Caleb - OSU	6	DB	21	10	31	5.17
46	Coleman, Seth - Illini	6	LB	15	16	31	5.17
47	Ponds, D'Angelo - IND	7	CB	24	12	36	5.14
48	Haladay, Cal - MSU	6	LB	18	12	30	5.00
49	Martinez, Nikai - MSU	6	DB	16	14	30	5.00
50	Boettcher, Bryce - Oregon	7	LB	21	14	35	5.00

SACKS (Minimum Games Played Pct. 75%)

#	Player	G	Pos	Solo	Ast	Total	Avg/g
1	Carter, Abdul - PSU	6	LB	7	0	7	1.17
2	Kamara, Mikail - IND	7	DL	6	1	6.5	0.93
3	Jacas, Gabe - Illini	6	LB	5	1	5.5	0.92
4	Uiagalelei, Matayo - Oregon	7	DE	5	1	5.5	0.79
5	Stewart, Josaiah - Mich	6	DE	4	1	4.5	0.75
6	Williams, James - Nebr	6	DL	4	0	4	0.67
7	Guy, T.J. - Mich	7	DE	4	1	4.5	0.64
8	Wyatt, Kellan - MD	5	LB	3	0	3	0.60
9	Tuimoloau, JT - OSU	6	DL	2	3	3.5	0.58
10	Hamilton, Kyonte - RU	6	DL	3	1	3.5	0.58
11	Joyner, Jah - MINN	7	DL	4	0	4	0.57
12	Carpenter, James - IND	7	DL	4	0	4	0.57
13	Oladejo, Oluwafemi - UCLA	7	LB	3	1	3.5	0.50
14	King, Kobe - PSU	6	LB	3	0	3	0.50
15	Robinson, Ty - Nebr	6	DL	3	0	3	0.50
16	Graham, Mason - Mich	7	DL	3	1	3.5	0.50
17	Wheatland, Caleb - MD	6	LB	3	0	3	0.50
18	Hubbard, Aidan - NU	6	DL	2	2	3	0.50
19	Schwesinger, Carson - UCLA	7	LB	3	0	3	0.43
20	Ward, Isaiah - UW	7	DE	3	0	3	0.43

TACKLES FOR LOSS (Minimum Games Played Pct. 75%, 1.25 Total

Tackles For Loss/Game)

#	Player	G	Pos	Solo	Ast	Total	Avg/g
1	Carter, Abdul - PSU	6	LB	11	4	13	2.17
2	Kamara, Mikail - IND	7	DL	8	5	10.5	1.50
3	Wyatt, Kellan - MD	5	LB	6	2	7	1.40
4	Oladejo, Oluwafemi - UCLA	7	LB	8	2	9	1.29
5	Tuimoloau, JT - OSU	6	DL	6	3	7.5	1.25
6	Stewart, Josaiah - Mich	6	DE	6	3	7.5	1.25



**2024-25 Big Ten Football
Individual Statistics
In Conference games**

FUMBLES FORCED (Minimum Games Played Pct. 75%)

#	Player	G	No.	Avg/g
1	Wyatt, Kellan - MD	5	2	0.40
2	Carter, Abdul - PSU	6	2	0.33
3	Stewart, Josaiah - Mich	6	2	0.33
4	Jacas, Gabe - Illini	6	2	0.33
5	Hancock, Jordan - OSU	6	2	0.33
6	Metz, Greyson - NU	6	2	0.33
7	Bassa, Jeffrey - Oregon	7	2	0.29
8	Graves, Aaron - Iowa	7	2	0.29
9	Green, Nyland - Purdue	5	1	0.20
10	Powell, Tyreem - RU	5	1	0.20

FUMBLES RECOVERED (Minimum Games Played Pct. 75%)

#	Player	G	No.	Avg/g
1	Kamara, Mikail - IND	7	3	0.43
2	Sawyer, Jack - OSU	6	2	0.33
3	Grant, Kenneth - Mich	7	2	0.29
4	Hood, Malachi - Illini	5	1	0.20
5	Miller, Glendon - MD	5	1	0.20
6	Walters, Damon - NU	5	1	0.20
7	Vilbert, Smith - PSU	6	1	0.17
8	Fourqorean, Nyzier - Wisc	6	1	0.17
9	Pfeiffer, Cayson - Wisc	6	1	0.17
10	Barten, Ben - Wisc	6	1	0.17

PASSES DEFENDED (Minimum Games Played Pct. 75%)

#	Player	G	Brup	Int.	Total	Avg/g
1	Johnson, Theran - NU	6	7	1	8	1.33
2	Wright, Ceyair - Nebr	6	5	1	6	1.00
3	Hill, Jyaire - Mich	6	5	1	6	1.00
4	Bruener, Carson - UW	7	4	3	7	1.00
5	Breedlove, Kyndrich - Purdue	6	3	3	6	1.00
6	Longerbeam, Robert - RU	5	5	0	5	1.00
7	Brantley, Charles - MSU	6	4	2	6	1.00
8	Berry, Zeke - Mich	7	6	1	7	1.00
9	Ponds, D'Angelo - IND	7	5	2	7	1.00
10	Loyal, Shaquan - RU	6	5	1	6	1.00
11	Joyner, Jah - MINN	7	6	0	6	0.86
12	Robinson, Ethan - MINN	7	4	2	6	0.86
13	Schulte, Quinn - Iowa	7	3	3	6	0.86
14	Igbinosun, Davison - OSU	6	3	2	5	0.83
15	Thieneman, Dillon - Purdue	6	5	0	5	0.83
16	Bailey, Matthew - Illini	6	4	1	5	0.83
17	Zachman, Preston - Wisc	6	3	2	5	0.83
18	Miller, Glendon - MD	5	2	2	4	0.80
19	Green, Nyland - Purdue	5	4	0	4	0.80
20	Hartzog Jr., Malcolm - Nebr	5	2	2	4	0.80

INTERCEPTIONS (Minimum Games Played Pct. 75%)

#	Player	G	No.	Yds	TD	Long	Avg/g
1	Perich, Koi - MINN	7	4	47	0	45	0.57
2	Breedlove, Kyndrich - Purdue	6	3	0	0	0	0.50
3	Reed, Jaylen - PSU	6	3	50	1	22	0.50
4	Bruener, Carson - UW	7	3	55	0	24	0.43
5	Ferrell, Amare - IND	7	3	15	0	15	0.43
6	Schulte, Quinn - Iowa	7	3	23	0	15	0.43
7	Johnson, Tysheem - Oregon	7	3	3	0	9	0.43
8	Miller, Glendon - MD	5	2	28	0	28	0.40
9	Hartzog Jr., Malcolm - Nebr	5	2	60	0	34	0.40
10	Brantley, Charles - MSU	6	2	1	0	1	0.33



**2024-25 Big Ten Football
Extended Individual Statistics
In Conference games**

TOTAL OFFENSE (Minimum Games Played Pct. 75%)

#	Player	G	Rush	Pass	Plays	Total	Yds/g
1	Gabriel, Dillon - Oregon	7	122	1934	251	2056	293.71
2	Rourke, Kurtis - IND	6	-31	1704	194	1673	278.83
3	Edwards Jr., Billy - MD	6	39	1618	307	1657	276.17
4	Moss, Miller - USC	7	-17	1948	314	1931	275.86
5	Howard, Will - OSU	6	100	1442	211	1542	257.00
6	Garbers, Ethan - UCLA	6	130	1353	215	1483	247.17
7	Chiles, Aidan - MSU	6	77	1322	206	1399	233.17
8	Allar, Drew - PSU	6	95	1277	183	1372	228.67
9	Brosmer, Max - MINN	7	-24	1624	283	1600	228.57
10	Altmyer, Luke - Illini	6	111	1246	235	1357	226.17

ALL PURPOSE (Minimum Games Played Pct. 75%)

#	Player	G	Rush	Rcv	PR	KR	Yds	Avg/g
1	Johnson, Kaleb - Iowa	7	849	82	0	0	931	133.00
2	Marks, Woody - USC	7	707	214	0	0	921	131.57
3	James, Jordan - Oregon	7	663	75	0	0	738	105.43
4	Taylor, Darius - MINN	7	484	227	0	0	711	101.57
5	Coleman, Jonah - UW	7	607	85	0	0	692	98.86
6	Lemon, Makai - USC	6	0	403	0	223	626	104.33
7	Wetjen, Kaden - Iowa	7	33	0	191	393	617	88.14
8	Boston, Denzel - UW	7	0	551	48	0	599	85.57
9	Walker, Tawee - Wisc	6	584	13	0	0	597	99.50
10	Singleton, Nicholas - PSU	5	229	169	0	163	561	112.20

TOTAL OFFENSE AVG/PLAY (Minimum Games Played Pct. 75%)

#	Player	G	Rush	Pass	Plays	Total	Yds/p
1	Arkin, Tanner - Illini	6	36	0	1	36	6.00
2	Buschini, Brian - Nebr	6	0	30	1	30	5.00
3	Glover, Jaron - MSU	5	14	0	1	14	2.80
4	Smith, Jeremiah - OSU	6	33	0	2	33	2.75
5	Johnson, Aziah - MSU	6	15	0	1	15	2.50
6	Bertrams, Atticus - Wisc	6	15	0	1	15	2.50
7	Barney Jr., Jacory - Nebr	6	81	0	6	81	2.25
8	Morrisette, De'Nylon - Purdue	5	11	0	1	11	2.20
9	Price, Myles - IND	7	26	0	2	26	1.86
10	Beatty, Hank - Illini	6	11	0	1	11	1.83

SCORING (Minimum Games Played Pct. 75%)

#	Player	G	TD	FG	XPT	2XP	Pts	Pts/g
1	Johnson, Kaleb - Iowa	7	15	0	0	0	90	12.86
2	Walker, Tawee - Wisc	6	9	0	0	0	54	9.00
3	Radicic, Nicolas - IND	7	0	6	37	0	55	7.86
4	Kim, Jonathan - MSU	6	0	11	10	0	43	7.17
5	Egbuka, Emeka - OSU	6	7	0	0	0	42	7.00
6	Kesich, Dragan - MINN	7	0	10	19	0	49	7.00
7	Barker, Ryan - PSU	6	0	8	17	0	41	6.83
8	Fielding, Jayden - OSU	6	0	5	25	0	40	6.67
9	Stevens, Drew - Iowa	7	0	7	24	0	45	6.43
10	Lantz, Michael - USC	7	0	6	26	0	44	6.29

TOTAL OFFENSE PLAYS

#	Player	G	Rush	Pass	Plays	Total	Yds/g
1	Moss, Miller - USC	7	-17	1948	314	1931	275.86
2	Edwards Jr., Billy - MD	6	39	1618	307	1657	276.17
3	Brosmer, Max - MINN	7	-24	1624	283	1600	228.57
4	Gabriel, Dillon - Oregon	7	122	1934	251	2056	293.71
5	Kaliakmanis, Athan - RU	6	47	1244	242	1291	215.17
6	Altmyer, Luke - Illini	6	111	1246	235	1357	226.17
7	Rogers, Will - UW	7	-45	1518	231	1473	210.43
8	Raiola, Dylan - Nebr	6	-82	1251	221	1169	194.83
9	Lausch, Jack - NU	6	156	893	215	1049	174.83
10	Garbers, Ethan - UCLA	6	130	1353	215	1483	247.17

SCORING (TDs) (Minimum 1 Touchdowns)

#	Player	G	Run	Rec	Ret	Pts	Avg/g
1	Johnson, Kaleb - Iowa	7	14	1	0	90	12.86
2	Walker, Tawee - Wisc	6	9	0	0	54	9.00
3	Egbuka, Emeka - OSU	6	0	7	0	42	7.00
4	Monangai, Kyle - RU	5	5	0	0	30	6.00
5	Taylor, Darius - MINN	7	6	1	0	42	6.00
6	Johnson, Tez - Oregon	6	0	6	0	36	6.00
7	James, Jordan - Oregon	7	7	0	0	42	6.00
8	Smith, Jeremiah - OSU	6	1	5	0	36	6.00
9	Boston, Denzel - UW	7	0	6	0	36	5.14
10	Ellison, Justice - IND	7	6	0	0	36	5.14

TOTAL OFFENSE YARDS

#	Player	G	Rush	Pass	Plays	Total	Yds/g
1	Moss, Miller - USC	7	-17	1948	314	1931	275.86
2	Edwards Jr., Billy - MD	6	39	1618	307	1657	276.17
3	Brosmer, Max - MINN	7	-24	1624	283	1600	228.57
4	Gabriel, Dillon - Oregon	7	122	1934	251	2056	293.71
5	Kaliakmanis, Athan - RU	6	47	1244	242	1291	215.17
6	Altmyer, Luke - Illini	6	111	1246	235	1357	226.17
7	Rogers, Will - UW	7	-45	1518	231	1473	210.43
8	Raiola, Dylan - Nebr	6	-82	1251	221	1169	194.83
9	Lausch, Jack - NU	6	156	893	215	1049	174.83
10	Garbers, Ethan - UCLA	6	130	1353	215	1483	247.17

SCORING (KICK) (Minimum Games Played Pct. 75%)

#	Player	G	PAT	FG	Pts	Avg/g
1	Radicic, Nicolas - IND	7	37-37	6-6	55	7.86
2	Kim, Jonathan - MSU	6	10-10	11-13	43	7.17
3	Kesich, Dragan - MINN	7	19-20	10-12	49	7.00
4	Barker, Ryan - PSU	6	17-17	8-9	41	6.83
5	Fielding, Jayden - OSU	6	25-25	5-6	40	6.67
6	Stevens, Drew - Iowa	7	24-24	7-10	45	6.43
7	Lantz, Michael - USC	7	26-26	6-10	44	6.29
8	Bhaghani, Mateen - UCLA	7	14-14	10-13	44	6.29
9	Olano, David - Illini	6	13-13	8-10	37	6.17
10	Gross, Grady - UW	7	12-12	10-18	42	6.00



**2024-25 Big Ten Football
Extended Individual Statistics
In Conference games**

TOTAL OFFENSE TDS

#	Player	G	Rush	Pass	Total
1	Gabriel, Dillon - Oregon	7	122	1934	20
2	Howard, Will - OSU	6	100	1442	20
3	Moss, Miller - USC	7	-17	1948	18
4	Rourke, Kurtis - IND	6	-31	1704	17
5	Johnson, Kaleb - Iowa	7	849	0	14
6	Brosmer, Max - MINN	7	-24	1624	14
7	Altmyer, Luke - Illini	6	111	1246	12
8	Edwards Jr., Billy - MD	6	39	1618	12
9	Garbers, Ethan - UCLA	6	130	1353	10
10	Locke, Braedyn - Wisc	6	38	1293	9

RUSHING (Minimum 10 Rushing Attempts/Game, Games Played Pct. 75%)

#	Player	G	Att.	Yds	Avg.	TD	Lg	Avg/g
1	Johnson, Kaleb - Iowa	7	127	849	6.69	14	75	121.29
2	Marks, Woody - USC	7	126	707	5.61	6	65	101.00
3	Walker, Tawee - Wisc	6	116	584	5.03	9	55	97.33
4	Monangai, Kyle - RU	5	100	474	4.74	5	40	94.80
5	James, Jordan - Oregon	7	122	663	5.43	7	41	94.71
6	Coleman, Jonah - UW	7	111	607	5.47	4	46	86.71
7	Allen, Kaytron - PSU	6	98	447	4.56	5	24	74.50
8	Taylor, Darius - MINN	7	111	484	4.36	6	51	69.14
9	Mullings, Kaleb - Mich	7	105	470	4.48	6	63	67.14
10	Ellison, Justice - IND	7	92	443	4.82	6	43	63.29

YARDS PER RUSH (Minimum 10 Rushing Attempts/Game, Games Played Pct. 75%)

#	Player	G	Att.	Yds	Avg.	TD	Lg	Avg/g
1	Johnson, Kaleb - Iowa	7	127	849	6.69	14	75	121.29
2	Marks, Woody - USC	7	126	707	5.61	6	65	101.00
3	Coleman, Jonah - UW	7	111	607	5.47	4	46	86.71
4	James, Jordan - Oregon	7	122	663	5.43	7	41	94.71
5	Walker, Tawee - Wisc	6	116	584	5.03	9	55	97.33
6	Mockobee, Devin - Purdue	6	68	336	4.94	2	34	56.00
7	Ellison, Justice - IND	7	92	443	4.82	6	43	63.29
8	Monangai, Kyle - RU	5	100	474	4.74	5	40	94.80
9	Edwards, Donovan - Mich	7	78	363	4.65	2	41	51.86
10	Lawton, Ty Son - IND	7	77	357	4.64	4	29	51.00

RUSH ATTEMPTS (Minimum 10 Rushing Attempts/Game)

#	Player	G	Att.	Yds	Avg.	TD	Lg	Avg/g
1	Johnson, Kaleb - Iowa	7	127	849	6.69	14	75	121.29
2	Marks, Woody - USC	7	126	707	5.61	6	65	101.00
3	James, Jordan - Oregon	7	122	663	5.43	7	41	94.71
4	Walker, Tawee - Wisc	6	116	584	5.03	9	55	97.33
5	Taylor, Darius - MINN	7	111	484	4.36	6	51	69.14
6	Coleman, Jonah - UW	7	111	607	5.47	4	46	86.71
7	Mullings, Kaleb - Mich	7	105	470	4.48	6	63	67.14
8	Monangai, Kyle - RU	5	100	474	4.74	5	40	94.80
9	Allen, Kaytron - PSU	6	98	447	4.56	5	24	74.50
10	Ellison, Justice - IND	7	92	443	4.82	6	43	63.29

RUSH YARDS (Minimum 10 Rushing Attempts/Game)

#	Player	G	Att.	Yds	Avg.	TD	Lg	Avg/g
1	Johnson, Kaleb - Iowa	7	127	849	6.69	14	75	121.29
2	Marks, Woody - USC	7	126	707	5.61	6	65	101.00
3	James, Jordan - Oregon	7	122	663	5.43	7	41	94.71
4	Coleman, Jonah - UW	7	111	607	5.47	4	46	86.71
5	Walker, Tawee - Wisc	6	116	584	5.03	9	55	97.33
6	Taylor, Darius - MINN	7	111	484	4.36	6	51	69.14
7	Monangai, Kyle - RU	5	100	474	4.74	5	40	94.80
8	Mullings, Kaleb - Mich	7	105	470	4.48	6	63	67.14
9	Allen, Kaytron - PSU	6	98	447	4.56	5	24	74.50
10	Ellison, Justice - IND	7	92	443	4.82	6	43	63.29

RUSHING TDS (Minimum 10 Rushing Attempts/Game)

#	Player	G	Att.	Yds	Avg.	TD	Lg	Avg/g
1	Johnson, Kaleb - Iowa	7	127	849	6.69	14	75	121.29
2	Walker, Tawee - Wisc	6	116	584	5.03	9	55	97.33
3	James, Jordan - Oregon	7	122	663	5.43	7	41	94.71
4	Marks, Woody - USC	7	126	707	5.61	6	65	101.00
5	Taylor, Darius - MINN	7	111	484	4.36	6	51	69.14
6	Mullings, Kaleb - Mich	7	105	470	4.48	6	63	67.14
7	Ellison, Justice - IND	7	92	443	4.82	6	43	63.29
8	Dowdell, Dante - Nebr	6	81	287	3.54	5	19	47.83
9	Monangai, Kyle - RU	5	100	474	4.74	5	40	94.80
10	Allen, Kaytron - PSU	6	98	447	4.56	5	24	74.50

PASSING Avg/GAME (Minimum Games Played Pct. 75%)

#	Player	G	Comp-att-int	Yds	TD	Avg/g
1	Rourke, Kurtis - IND	6	125-177-4	1704	17	284.00
2	Moss, Miller - USC	7	185-296-9	1948	16	278.29
3	Gabriel, Dillon - Oregon	7	158-226-5	1934	16	276.29
4	Edwards Jr., Billy - MD	6	160-255-7	1618	8	269.67
5	Howard, Will - OSU	6	120-157-4	1442	16	240.33
6	Brosmer, Max - MINN	7	165-248-3	1624	11	232.00
7	Garbers, Ethan - UCLA	6	121-176-8	1353	9	225.50
8	Chiles, Aidan - MSU	6	102-151-6	1322	7	220.33
9	Rogers, Will - UW	7	143-207-5	1518	7	216.86
10	Locke, Braedyn - Wisc	6	104-180-8	1293	7	215.50

PASSING YARDS

#	Player	G	Comp-att-int	Yds	TD	Avg/g
1	Moss, Miller - USC	7	185-296-9	1948	16	278.29
2	Gabriel, Dillon - Oregon	7	158-226-5	1934	16	276.29
3	Rourke, Kurtis - IND	6	125-177-4	1704	17	284.00
4	Brosmer, Max - MINN	7	165-248-3	1624	11	232.00
5	Edwards Jr., Billy - MD	6	160-255-7	1618	8	269.67
6	Rogers, Will - UW	7	143-207-5	1518	7	216.86
7	Howard, Will - OSU	6	120-157-4	1442	16	240.33
8	Garbers, Ethan - UCLA	6	121-176-8	1353	9	225.50
9	Chiles, Aidan - MSU	6	102-151-6	1322	7	220.33
10	Locke, Braedyn - Wisc	6	104-180-8	1293	7	215.50



2024-25 Big Ten Football Extended Individual Statistics In Conference games

PASS EFFICIENCY (Minimum 15 Total Passes/Game, Games Played Pct. 75%)

#	Player	G	Comp-att-int	Yds	TD	Eff
1	Howard, Will - OSU	6	120-157-4	1442	16	182.12
2	Rourke, Kurtis - IND	6	125-177-4	1704	17	178.66
3	Gabriel, Dillon - Oregon	7	158-226-5	1934	16	160.73
4	Chiles, Aidan - MSU	6	102-151-6	1322	7	148.44
5	Allar, Drew - PSU	6	108-154-4	1277	5	145.30
6	Garbers, Ethan - UCLA	6	121-176-8	1353	9	141.11
7	Rogers, Will - UW	7	143-207-5	1518	7	137.01
8	Altmyer, Luke - Illini	6	103-172-3	1246	10	136.43
9	Brosmer, Max - MINN	7	165-248-3	1624	11	133.76
10	Moss, Miller - USC	7	185-296-9	1948	16	129.54

PASS YDS/COMP. (Minimum 15 Total Passes/Game, Games Played Pct. 75%)

#	Player	G	Comp-att-int	Yds	TD	Avg/c
1	Rourke, Kurtis - IND	6	125-177-4	1704	17	13.63
2	Chiles, Aidan - MSU	6	102-151-6	1322	7	12.96
3	Locke, Braedyn - Wisc	6	104-180-8	1293	7	12.43
4	Gabriel, Dillon - Oregon	7	158-226-5	1934	16	12.24
5	Altmyer, Luke - Illini	6	103-172-3	1246	10	12.10
6	Kaliakmanis, Athan - RU	6	103-203-5	1244	6	12.08
7	Howard, Will - OSU	6	120-157-4	1442	16	12.02
8	Allar, Drew - PSU	6	108-154-4	1277	5	11.82
9	Garbers, Ethan - UCLA	6	121-176-8	1353	9	11.18
10	Lausch, Jack - NU	6	83-161-4	893	3	10.76

PASS YDS/ATT (Minimum 15 Total Passes/Game, Games Played Pct. 75%)

#	Player	G	Comp-att-int	Yds	TD	Avg/a
1	Rourke, Kurtis - IND	6	125-177-4	1704	17	9.63
2	Howard, Will - OSU	6	120-157-4	1442	16	9.18
3	Chiles, Aidan - MSU	6	102-151-6	1322	7	8.75
4	Gabriel, Dillon - Oregon	7	158-226-5	1934	16	8.56
5	Allar, Drew - PSU	6	108-154-4	1277	5	8.29
6	Garbers, Ethan - UCLA	6	121-176-8	1353	9	7.69
7	Rogers, Will - UW	7	143-207-5	1518	7	7.33
8	Altmyer, Luke - Illini	6	103-172-3	1246	10	7.24
9	Locke, Braedyn - Wisc	6	104-180-8	1293	7	7.18
10	Moss, Miller - USC	7	185-296-9	1948	16	6.58

PASS COMP. PCT (Minimum 15 Total Passes/Game, Games Played Pct. 75%)

#	Player	G	Comp-att-int	Yds	TD	Pct.
1	Howard, Will - OSU	6	120-157-4	1442	16	76.43
2	Rourke, Kurtis - IND	6	125-177-4	1704	17	70.62
3	Allar, Drew - PSU	6	108-154-4	1277	5	70.13
4	Gabriel, Dillon - Oregon	7	158-226-5	1934	16	69.91
5	Rogers, Will - UW	7	143-207-5	1518	7	69.08
6	Garbers, Ethan - UCLA	6	121-176-8	1353	9	68.75
7	Chiles, Aidan - MSU	6	102-151-6	1322	7	67.55
8	Brosmer, Max - MINN	7	165-248-3	1624	11	66.53
9	Edwards Jr., Billy - MD	6	160-255-7	1618	8	62.75
10	Moss, Miller - USC	7	185-296-9	1948	16	62.50

PASS ATTEMPTS

#	Player	G	Comp-att-int	Yds	TD	Avg/g
1	Moss, Miller - USC	7	185-296-9	1948	16	278.29
2	Edwards Jr., Billy - MD	6	160-255-7	1618	8	269.67
3	Brosmer, Max - MINN	7	165-248-3	1624	11	232.00
4	Gabriel, Dillon - Oregon	7	158-226-5	1934	16	276.29
5	Rogers, Will - UW	7	143-207-5	1518	7	216.86
6	Kaliakmanis, Athan - RU	6	103-203-5	1244	6	207.33
7	Raiola, Dylan - Nebr	6	117-192-7	1251	5	208.50
8	Locke, Braedyn - Wisc	6	104-180-8	1293	7	215.50
9	Rourke, Kurtis - IND	6	125-177-4	1704	17	284.00
10	Garbers, Ethan - UCLA	6	121-176-8	1353	9	225.50

PASS COMPLETIONS

#	Player	G	Comp-att-int	Yds	TD	Avg/g
1	Moss, Miller - USC	7	185-296-9	1948	16	278.29
2	Brosmer, Max - MINN	7	165-248-3	1624	11	232.00
3	Edwards Jr., Billy - MD	6	160-255-7	1618	8	269.67
4	Gabriel, Dillon - Oregon	7	158-226-5	1934	16	276.29
5	Rogers, Will - UW	7	143-207-5	1518	7	216.86
6	Rourke, Kurtis - IND	6	125-177-4	1704	17	284.00
7	Garbers, Ethan - UCLA	6	121-176-8	1353	9	225.50
8	Howard, Will - OSU	6	120-157-4	1442	16	240.33
9	Raiola, Dylan - Nebr	6	117-192-7	1251	5	208.50
10	Allar, Drew - PSU	6	108-154-4	1277	5	212.83

PASSING TDS

#	Player	G	Comp-att-int	Yds	TD	Avg/g
1	Rourke, Kurtis - IND	6	125-177-4	1704	17	284.00
2	Gabriel, Dillon - Oregon	7	158-226-5	1934	16	276.29
3	Moss, Miller - USC	7	185-296-9	1948	16	278.29
4	Howard, Will - OSU	6	120-157-4	1442	16	240.33
5	Brosmer, Max - MINN	7	165-248-3	1624	11	232.00
6	Altmyer, Luke - Illini	6	103-172-3	1246	10	207.67
7	Garbers, Ethan - UCLA	6	121-176-8	1353	9	225.50
8	Edwards Jr., Billy - MD	6	160-255-7	1618	8	269.67
9	Locke, Braedyn - Wisc	6	104-180-8	1293	7	215.50
10	Rogers, Will - UW	7	143-207-5	1518	7	216.86

PASS INTERCEPTIONS

#	Player	G	Comp-att-int	Yds	TD	Avg/g
1	Moss, Miller - USC	7	185-296-9	1948	16	278.29
2	Locke, Braedyn - Wisc	6	104-180-8	1293	7	215.50
3	Garbers, Ethan - UCLA	6	121-176-8	1353	9	225.50
4	Edwards Jr., Billy - MD	6	160-255-7	1618	8	269.67
5	Raiola, Dylan - Nebr	6	117-192-7	1251	5	208.50
6	Chiles, Aidan - MSU	6	102-151-6	1322	7	220.33
7	Kaliakmanis, Athan - RU	6	103-203-5	1244	6	207.33
8	Rogers, Will - UW	7	143-207-5	1518	7	216.86
9	Gabriel, Dillon - Oregon	7	158-226-5	1934	16	276.29
10	Allar, Drew - PSU	6	108-154-4	1277	5	212.83



**2024-25 Big Ten Football
Extended Individual Statistics
In Conference games**

RECEPTIONS/GAME (Minimum Games Played Pct. 75%)

#	Player	G	No.	Yds	TD	Lg	Yds/g	Rec/g
1	Felton, Tai - MD	6	50	527	2	35	87.83	8.33
2	Jackson, Daniel - MINN	7	51	556	3	37	79.43	7.29
3	Warren, Tyler - PSU	6	43	455	2	34	75.83	7.17
4	Johnson, Tez - Oregon	6	42	459	6	52	76.50	7.00
5	Loveland, Colston - Mich	6	34	373	3	36	62.17	5.67
6	Egbuka, Emeka - OSU	6	33	321	7	33	53.50	5.50
7	Boston, Denzel - UW	7	38	551	6	51	78.71	5.43
8	Smith, Jeremiah - OSU	6	31	484	5	60	80.67	5.17
9	Prather, Kaden - MD	6	31	338	1	33	56.33	5.17
10	Taylor, Darius - MINN	7	36	227	1	22	32.43	5.14

RECEPTION TDS

#	Player	G	No.	Yds	TD	Long	Avg/c	Yds/g
1	Egbuka, Emeka - OSU	6	33	321	7	33	9.73	53.50
2	Johnson, Tez - Oregon	6	42	459	6	52	10.93	76.50
3	Boston, Denzel - UW	7	38	551	6	51	14.50	78.71
4	Smith, Jeremiah - OSU	6	31	484	5	60	15.61	80.67
5	Sarratt, Elijah - IND	7	27	489	5	36	18.11	69.86
6	Spencer, Elijah - MINN	7	29	348	4	28	12.00	49.71
7	Lane, Ja'Kobi - USC	7	27	302	4	32	11.19	43.14
8	Cooper Jr., Omar - IND	7	16	340	4	42	21.25	48.57
9	Stewart, Evan - Oregon	7	26	364	4	69	14.00	52.00
10	Robinson, Duce - USC	7	13	180	4	32	13.85	25.71

RECEIVE YDS/GAME (Minimum Games Played Pct. 75%)

#	Player	G	No.	Yds	TD	Long	Avg/c	Yds/g
1	Felton, Tai - MD	6	50	527	2	35	10.54	87.83
2	Marsh, Nick - MSU	6	30	515	3	77	17.17	85.83
3	Smith, Jeremiah - OSU	6	31	484	5	60	15.61	80.67
4	Jackson, Daniel - MINN	7	51	556	3	37	10.90	79.43
5	Boston, Denzel - UW	7	38	551	6	51	14.50	78.71
6	Johnson, Tez - Oregon	6	42	459	6	52	10.93	76.50
7	Warren, Tyler - PSU	6	43	455	2	34	10.58	75.83
8	Sarratt, Elijah - IND	7	27	489	5	36	18.11	69.86
9	Lemon, Makai - USC	6	29	403	2	70	13.90	67.17
10	Loveland, Colston - Mich	6	34	373	3	36	10.97	62.17

YARDS PER CATCH (Minimum 2 Receptions/Game, Games Played Pct. 75%)

#	Player	G	No.	Yds	TD	Long	Avg/c	Yds/g
1	Cooper Jr., Omar - IND	7	16	340	4	42	21.25	48.57
2	Duff, KJ - RU	6	13	256	0	59	19.69	42.67
3	Anthony II, Vinny - Wisc	6	20	373	2	63	18.65	62.17
4	Sarratt, Elijah - IND	7	27	489	5	36	18.11	69.86
5	Marsh, Nick - MSU	6	30	515	3	77	17.17	85.83
6	Neyor, Isaiah - Nebr	6	13	221	3	44	17.00	36.83
7	Holden, Traeshon - Oregon	6	20	338	1	47	16.90	56.33
8	Clifford, Liam - PSU	6	12	202	0	57	16.83	33.67
9	Strong, Ian - RU	5	13	210	2	65	16.15	42.00
10	Wallace III, Harrison - PSU	6	21	333	0	28	15.86	55.50

RECEPTIONS

#	Player	G	No.	Yds	TD	Long	Avg/c	Yds/g
1	Jackson, Daniel - MINN	7	51	556	3	37	10.90	79.43
2	Felton, Tai - MD	6	50	527	2	35	10.54	87.83
3	Warren, Tyler - PSU	6	43	455	2	34	10.58	75.83
4	Johnson, Tez - Oregon	6	42	459	6	52	10.93	76.50
5	Boston, Denzel - UW	7	38	551	6	51	14.50	78.71
6	Taylor, Darius - MINN	7	36	227	1	22	6.31	32.43
7	Jackson, Giles - UW	7	36	294	1	39	8.17	42.00
8	Loveland, Colston - Mich	6	34	373	3	36	10.97	62.17
9	Egbuka, Emeka - OSU	6	33	321	7	33	9.73	53.50
10	Marks, Woody - USC	7	31	214	0	33	6.90	30.57

RECEPTION YARDS

#	Player	G	No.	Yds	TD	Long	Avg/c	Yds/g
1	Jackson, Daniel - MINN	7	51	556	3	37	10.90	79.43
2	Boston, Denzel - UW	7	38	551	6	51	14.50	78.71
3	Felton, Tai - MD	6	50	527	2	35	10.54	87.83
4	Marsh, Nick - MSU	6	30	515	3	77	17.17	85.83
5	Sarratt, Elijah - IND	7	27	489	5	36	18.11	69.86
6	Smith, Jeremiah - OSU	6	31	484	5	60	15.61	80.67
7	Johnson, Tez - Oregon	6	42	459	6	52	10.93	76.50
8	Warren, Tyler - PSU	6	43	455	2	34	10.58	75.83
9	Lemon, Makai - USC	6	29	403	2	70	13.90	67.17
10	Loveland, Colston - Mich	6	34	373	3	36	10.97	62.17

PUNTING (Minimum 3.6 Punts/Game, Games Played Pct. 75%)

#	Player	G	No.	Yds	Lg	I20	50+	TB	Avg.
1	McFerson, Bryce - MD	6	24	1123	63	11	11	1	46.79
2	Dakin, Rhys - Iowa	7	30	1402	61	15	11	3	46.73
3	Bertrams, Atticus - Wisc	6	29	1352	74	13	9	3	46.62
4	Buschini, Brian - Nebr	6	23	1040	69	6	9	2	45.22
5	Akers, Luke - NU	6	27	1202	58	10	6	0	44.52
6	Crimmins, Keelan - Purdue	6	27	1184	58	6	5	0	43.85
7	Doman, Tommy - Mich	7	36	1554	58	12	9	3	43.17
8	Crawford, Mark - MINN	7	32	1376	56	12	4	1	43.00
9	Anderson, Jakob - RU	6	30	1274	61	9	3	3	42.47

PATS KICKS MADE

#	Player	G	Made	Att.	Pct.
1	Radicic, Nicolas - IND	7	37	37	100.00
2	Lantz, Michael - USC	7	26	26	100.00
3	Fielding, Jayden - OSU	6	25	25	100.00
4	Stevens, Drew - Iowa	7	24	24	100.00
5	Vakos, Nathaniel - Wisc	6	21	21	100.00
6	Kesich, Dragan - MINN	7	19	20	95.00
7	Sappington, Atticus - Oregon	7	19	20	95.00
8	Barker, Ryan - PSU	6	17	17	100.00
9	Howes, Jack - MD	6	14	14	100.00
10	Bhaghani, Mateen - UCLA	7	14	14	100.00



**2024-25 Big Ten Football
Extended Individual Statistics
In Conference games**

NUMBER OF PUNTS

#	Player	G	No.	Yds	Lg	120	50+	TB	Avg.
1	Doman, Tommy - Mich	7	36	1554	58	12	9	3	43.17
2	Crawford, Mark - MINN	7	32	1376	56	12	4	1	43.00
3	Anderson, Jakob - RU	6	30	1274	61	9	3	3	42.47
4	Dakin, Rhys - Iowa	7	30	1402	61	15	11	3	46.73
5	Bertrams, Atticus - Wisc	6	29	1352	74	13	9	3	46.62
6	Akers, Luke - NU	6	27	1202	58	10	6	0	44.52
7	Crimmins, Keelan - Purdue	6	27	1184	58	6	5	0	43.85
8	Czaplicki, Eddie - USC	7	25	1206	62	13	12	0	48.24
9	McFerson, Bryce - MD	6	24	1123	63	11	11	1	46.79
10	Richter, Brody - UCLA	7	23	1006	55	8	3	1	43.74

YARDS PUNTED

#	Player	G	No.	Yds	Lg	120	50+	TB	Avg.
1	Doman, Tommy - Mich	7	36	1554	58	12	9	3	43.17
2	Dakin, Rhys - Iowa	7	30	1402	61	15	11	3	46.73
3	Crawford, Mark - MINN	7	32	1376	56	12	4	1	43.00
4	Bertrams, Atticus - Wisc	6	29	1352	74	13	9	3	46.62
5	Anderson, Jakob - RU	6	30	1274	61	9	3	3	42.47
6	Czaplicki, Eddie - USC	7	25	1206	62	13	12	0	48.24
7	Akers, Luke - NU	6	27	1202	58	10	6	0	44.52
8	Crimmins, Keelan - Purdue	6	27	1184	58	6	5	0	43.85
9	McFerson, Bryce - MD	6	24	1123	63	11	11	1	46.79
10	Buschini, Brian - Nebr	6	23	1040	69	6	9	2	45.22

PAT KICKING PCT (Minimum Games Played Pct. 75%)

#	Player	G	Made	Att.	Pct.
1	Boyle, Andrew - Oregon	6	8	8	100.00
2	Stevens, Drew - Iowa	7	24	24	100.00
3	Lantz, Michael - USC	7	26	26	100.00
4	Akers, Luke - NU	6	8	8	100.00
5	Kim, Jonathan - MSU	6	10	10	100.00
6	Howes, Jack - MD	6	14	14	100.00
7	Fielding, Jayden - OSU	6	25	25	100.00
8	Gross, Grady - UW	7	12	12	100.00
9	Bhaghani, Mateen - UCLA	7	14	14	100.00
10	Vakos, Nathaniel - Wisc	6	21	21	100.00

PAT KICKING ATTEMPTS

#	Player	G	Made	Att.	Pct.
1	Radicic, Nicolas - IND	7	37	37	100.00
2	Lantz, Michael - USC	7	26	26	100.00
3	Fielding, Jayden - OSU	6	25	25	100.00
4	Stevens, Drew - Iowa	7	24	24	100.00
5	Vakos, Nathaniel - Wisc	6	21	21	100.00
6	Kesich, Dragan - MINN	7	19	20	95.00
7	Sappington, Atticus - Oregon	7	19	20	95.00
8	Barker, Ryan - PSU	6	17	17	100.00
9	Howes, Jack - MD	6	14	14	100.00
10	Bhaghani, Mateen - UCLA	7	14	14	100.00

PUNT RETURN AVG (Minimum Games Played Pct. 75%)

#	Player	G	No.	Yds	TD	Long	Avg/g
1	Williams, Ke'Shawn - IND	7	1	22	0	22	22.00
2	Wetjen, Kaden - Iowa	7	11	191	1	85	17.36
3	Felton, Tai - MD	6	1	17	0	17	17.00

FIELD GOALS (Minimum Games Played Pct. 75%)

#	Player	G	Made	Att.	Long	Pct.	FG/G.
1	Kim, Jonathan - MSU	6	11	13	55	84.62	1.83
2	Bhaghani, Mateen - UCLA	7	10	13	57	76.92	1.43
3	Kesich, Dragan - MINN	7	10	12	51	83.33	1.43
4	Gross, Grady - UW	7	10	18	45	55.56	1.43
5	Olano, David - Illini	6	8	10	49	80.00	1.33
6	Barker, Ryan - PSU	6	8	9	44	88.89	1.33
7	Porath, Spencer - Purdue	6	7	11	45	63.64	1.17
8	Zvada, Dominic - Mich	7	8	9	56	88.89	1.14
9	Stevens, Drew - Iowa	7	7	10	51	70.00	1.00
10	Akers, Luke - NU	6	6	9	43	66.67	1.00

FIELD GOAL PCT (Minimum Games Played Pct. 75%)

#	Player	G	Made	Att.	Long	Pct.
1	Radicic, Nicolas - IND	7	6	6	41	100.00
2	Barker, Ryan - PSU	6	8	9	44	88.89
3	Zvada, Dominic - Mich	7	8	9	56	88.89
4	Sappington, Atticus - Oregon	7	6	7	42	85.71
5	Kim, Jonathan - MSU	6	11	13	55	84.62
6	Fielding, Jayden - OSU	6	5	6	46	83.33
7	Kesich, Dragan - MINN	7	10	12	51	83.33
8	Olano, David - Illini	6	8	10	49	80.00
9	Bhaghani, Mateen - UCLA	7	10	13	57	76.92
10	Patel, Jai - RU	6	5	7	49	71.43

FIELD GOALS ATTEMPTED

#	Player	G	Made	Att.	Long	Pct.
1	Gross, Grady - UW	7	10	18	45	55.56
2	Kim, Jonathan - MSU	6	11	13	55	84.62
3	Bhaghani, Mateen - UCLA	7	10	13	57	76.92
4	Kesich, Dragan - MINN	7	10	12	51	83.33
5	Porath, Spencer - Purdue	6	7	11	45	63.64
6	Lantz, Michael - USC	7	6	10	54	60.00
7	Stevens, Drew - Iowa	7	7	10	51	70.00
8	Olano, David - Illini	6	8	10	49	80.00
9	Akers, Luke - NU	6	6	9	43	66.67
10	Barker, Ryan - PSU	6	8	9	44	88.89

FIELD GOALS MADE

#	Player	G	Made	Att.	Long	Pct.
1	Kim, Jonathan - MSU	6	11	13	55	84.62
2	Kesich, Dragan - MINN	7	10	12	51	83.33
3	Bhaghani, Mateen - UCLA	7	10	13	57	76.92
4	Gross, Grady - UW	7	10	18	45	55.56
5	Barker, Ryan - PSU	6	8	9	44	88.89
6	Olano, David - Illini	6	8	10	49	80.00
7	Zvada, Dominic - Mich	7	8	9	56	88.89
8	Porath, Spencer - Purdue	6	7	11	45	63.64
9	Stevens, Drew - Iowa	7	7	10	51	70.00
10	Sappington, Atticus - Oregon	7	6	7	42	85.71

KICK RETURN AVG (Minimum Games Played Pct. 75%)

#	Player	G	No.	Yds	TD	Long	Avg/g
1	Anthony II, Vinny - Wisc	6	5	164	0	74	32.80
2	Lemon, Makai - USC	6	7	223	0	80	31.86
3	Taylor, Joe - Mich	7	1	29	0	29	29.00



**2024-25 Big Ten Football
Extended Individual Statistics
In Conference games**

PUNT RETURNS (Minimum 1.2 Punt Returns/Game)

#	Player	G	No.	Yds	TD	Long	Avg/g
1	Price, Myles - IND	7	13	208	0	65	16.00
2	Wetjen, Kaden - Iowa	7	11	191	1	85	17.36
3	Perich, Koi - MINN	7	10	118	0	60	11.80
4	Tracy, Zion - PSU	6	9	43	0	14	4.78
5	Henry, Tyrell - Wisc	2	3	17	0	9	5.67

KICK RETURNS (Minimum 1.2 Total Kick Returns/Game)

#	Player	G	No.	Yds	TD	Long	Avg/g
1	Wetjen, Kaden - Iowa	7	16	393	0	39	24.56
2	Perich, Koi - MINN	7	12	225	0	27	18.75
3	Himon II, Joseph - NU	6	12	313	0	96	26.08
4	Jones, Keegan - UCLA	7	10	187	0	24	18.70
5	Reynolds, Keith - UW	7	9	226	0	50	25.11
6	Singleton, Nicholas - PSU	5	8	163	0	25	20.38
7	Marshall, Jordan - Mich	1	4	100	0	37	25.00

PUNT RETURN YARDS

#	Player	G	No.	Yds	TD	Long	Avg/g
1	Price, Myles - IND	7	13	208	0	65	16.00
2	Wetjen, Kaden - Iowa	7	11	191	1	85	17.36
3	Perich, Koi - MINN	7	10	118	0	60	11.80
4	Beatty, Hank - Illini	6	6	97	0	37	16.17
5	Wagner, Drew - NU	3	2	71	1	72	35.50
6	Morgan, Semaj - Mich	6	6	60	0	19	10.00
7	Branch, Zachariah - USC	7	8	50	0	20	6.25
8	Boston, Denzel - UW	7	6	48	0	25	8.00
9	Johnson, Tez - Oregon	6	5	48	0	21	9.60
10	Loya, Logan - UCLA	7	3	46	0	18	15.33

KICK RETURN YARDS

#	Player	G	No.	Yds	TD	Long	Avg/g
1	Wetjen, Kaden - Iowa	7	16	393	0	39	24.56
2	Himon II, Joseph - NU	6	12	313	0	96	26.08
3	Reynolds, Keith - UW	7	9	226	0	50	25.11
4	Perich, Koi - MINN	7	12	225	0	27	18.75
5	Lemon, Makai - USC	6	7	223	0	80	31.86
6	Jones, Keegan - UCLA	7	10	187	0	24	18.70
7	Anthony II, Vinny - Wisc	6	5	164	0	74	32.80
8	Singleton, Nicholas - PSU	5	8	163	0	25	20.38
9	Marshall, Jordan - Mich	1	4	100	0	37	25.00
10	Wilcher, Kenari - Illini	6	5	95	0	27	19.00

PUNT RETURN TDS

#	Player	G	No.	Yds	TD	Long	Avg/g
1	Wagner, Drew - NU	3	2	71	1	72	35.50
2	Wetjen, Kaden - Iowa	7	11	191	1	85	17.36

KICK RETURN TDS

#	Player	G	No.	Yds	TD	Long	Avg/g
---	--------	---	-----	-----	----	------	-------

INTERCEPTIONS (Minimum Games Played Pct. 75%)

#	Player	G	No.	Yds	TD	Long	Avg/g
1	Perich, Koi - MINN	7	4	47	0	45	0.57
2	Breedlove, Kyndrich - Purdue	6	3	0	0	0	0.50
3	Reed, Jaylen - PSU	6	3	50	1	22	0.50
4	Bruener, Carson - UW	7	3	55	0	24	0.43
5	Ferrell, Amare - IND	7	3	15	0	15	0.43
6	Schulte, Quinn - Iowa	7	3	23	0	15	0.43
7	Johnson, Tysheem - Oregon	7	3	3	0	9	0.43
8	Miller, Glendon - MD	5	2	28	0	28	0.40
9	Hartzog Jr., Malcolm - Nebr	5	2	60	0	34	0.40
10	Brantley, Charles - MSU	6	2	1	0	1	0.33

INTERCEPTION RETURNS

#	Player	G	No.	Yds	TD	Long	Yds/i
1	Perich, Koi - MINN	7	4	47	0	45	11.75
2	Bruener, Carson - UW	7	3	55	0	24	18.33
3	Reed, Jaylen - PSU	6	3	50	1	22	16.67
4	Johnson, Tysheem - Oregon	7	3	3	0	9	1.00
5	Ferrell, Amare - IND	7	3	15	0	15	5.00
6	Breedlove, Kyndrich - Purdue	6	3	0	0	0	0.00
7	Schulte, Quinn - Iowa	7	3	23	0	15	7.67
8	Miller, Glendon - MD	5	2	28	0	28	14.00
9	Higgins, Jay - Iowa	7	2	10	0	10	5.00
10	Robinson, Ethan - MINN	7	2	0	0	0	0.00

INTERCEPTION RET YARDS

#	Player	G	No.	Yds	TD	Long	Yds/i
1	Addison, Bryan - UCLA	7	2	106	1	96	53.00
2	Johnson, Theran - NU	6	1	85	1	85	85.00
3	Asbury II, Shawn - IND	7	1	78	0	78	78.00
4	Ponds, D'Angelo - IND	7	2	67	1	67	33.50
5	Hartzog Jr., Malcolm - Nebr	5	2	60	0	34	30.00
6	Bruener, Carson - UW	7	3	55	0	24	18.33
7	Cobb, Mason - USC	7	1	55	1	55	55.00
8	Scruggs, Lavain - MD	6	1	51	0	51	51.00
9	Reed, Jaylen - PSU	6	3	50	1	22	16.67
10	Perich, Koi - MINN	7	4	47	0	45	11.75

INTERCEPTION RETURN TDS

#	Player	G	No.	Yds	TD	Long	Yds/i
1	Addison, Bryan - UCLA	7	2	106	1	96	53.00
2	Cobb, Mason - USC	7	1	55	1	55	55.00
3	Reed, Jaylen - PSU	6	3	50	1	22	16.67
4	Walley, Justin - MINN	5	1	32	1	32	32.00
5	Bullock, John - Nebr	6	1	35	1	35	35.00
6	Johnson, Theran - NU	6	1	85	1	85	85.00
7	Johnson, Will - Mich	3	1	42	1	42	42.00
8	Ponds, D'Angelo - IND	7	2	67	1	67	33.50
9	Tracy, Zion - PSU	6	1	31	1	31	31.00
10	Medrano, Kain - UCLA	7	1	38	1	38	38.00



**2024-25 Big Ten Football
Extended Individual Statistics
In Conference games**

TACKLES (All positions) (Minimum Games Played Pct. 75%)

#	Player	G	Pos	Solo	Ast	Total	Avg/g
1	Schwesinger, Carson - UCLA	7	LB	45	28	73	10.43
2	Higgins, Jay - Iowa	7	LB	30	43	73	10.43
3	Fisher, Aiden - IND	7	LB	29	40	69	9.86
4	Djabome, Dariel - RU	6	LB	30	29	59	9.83
5	Bruener, Carson - UW	7	LB	29	34	63	9.00
6	Mascarenas-Arnold, Easton - USC	7	LB	35	26	61	8.71
7	Lindenberg, Cody - MINN	7	LB	31	29	60	8.57
8	Thieneman, Dillon - Purdue	6	DB	36	15	51	8.50
9	Jackson, Nick - Iowa	7	LB	29	30	59	8.43
10	Uihlein, Mac - NU	6	LB	32	17	49	8.17
11	Rosiek, Dylan - Illini	6	LB	20	29	49	8.17
12	Hausmann, Ernest - Mich	7	LB	36	20	56	8.00
13	Wheatley, Zakee - PSU	6	S	31	11	42	7.00
14	Simon, Cody - OSU	6	LB	21	21	42	7.00
15	Bailey, Matthew - Illini	6	DB	19	22	41	6.83
16	Jacas, Gabe - Illini	6	LB	20	20	40	6.67
17	Styles, Sonny - OSU	6	LB	19	21	40	6.67
18	Cobb, Mason - USC	7	LB	19	26	45	6.43
19	Barham, Jaishawn - Mich	7	LB	29	16	45	6.43
20	Powell, Tyreem - RU	5	LB	15	16	31	6.20
21	King, Kobe - PSU	6	LB	21	16	37	6.17
22	Walker, Jailin - IND	7	LB	20	23	43	6.14
23	Medrano, Kain - UCLA	7	LB	28	15	43	6.14
24	Turner, Jordan - MSU	6	LB	17	19	36	6.00
25	Brown, Kerry - MINN	6	DB	19	17	36	6.00
26	Gifford, Isaac - Nebr	6	DB	17	19	36	6.00
27	Thomas, Jaheim - Wisc	6	LB	18	18	36	6.00
28	Singleton, DeShon - Nebr	6	DB	27	9	36	6.00
29	Tuputala, Alphonzo - UW	7	LB	21	20	41	5.86
30	Hyppolite II, Ruben - MD	6	LB	15	20	35	5.83
31	Smith, Jaylin - USC	6	CB	23	12	35	5.83
32	Dixon, Flip - RU	6	DB	16	19	35	5.83
33	Jenkins, Kydran - Purdue	6	LB	22	13	35	5.83
34	Reed, Jaylen - PSU	6	S	25	10	35	5.83
35	Wohler, Hunter - Wisc	6	S	23	11	34	5.67
36	Spencer, Malik - MSU	6	S	23	11	34	5.67
37	Zachman, Preston - Wisc	6	S	22	12	34	5.67
38	Chaney, Jake - Wisc	6	LB	16	18	34	5.67
39	Karlaftis, Yanni - Purdue	6	LB	22	11	33	5.50
40	Bullock, John - Nebr	6	LB	17	16	33	5.50
41	Arnold, Akili - USC	6	S	21	11	32	5.33
42	Scott, Miles - Illini	6	DB	22	10	32	5.33
43	Asbury II, Shawn - IND	7	DB	15	22	37	5.29
44	Oladejo, Oluwafemi - UCLA	7	LB	18	19	37	5.29
45	Downs, Caleb - OSU	6	DB	21	10	31	5.17
46	Coleman, Seth - Illini	6	LB	15	16	31	5.17
47	Ponds, D'Angelo - IND	7	CB	24	12	36	5.14
48	Haladay, Cal - MSU	6	LB	18	12	30	5.00
49	Martinez, Nikai - MSU	6	DB	16	14	30	5.00
50	Boettcher, Bryce - Oregon	7	LB	21	14	35	5.00

SACKS (Minimum Games Played Pct. 75%)

#	Player	G	Pos	Solo	Ast	Total	Avg/g
1	Carter, Abdul - PSU	6	LB	7	0	7	1.17
2	Kamara, Mikail - IND	7	DL	6	1	6.5	0.93
3	Jacas, Gabe - Illini	6	LB	5	1	5.5	0.92
4	Uiagalelei, Matayo - Oregon	7	DE	5	1	5.5	0.79
5	Stewart, Josaiah - Mich	6	DE	4	1	4.5	0.75
6	Williams, James - Nebr	6	DL	4	0	4	0.67
7	Guy, T.J. - Mich	7	DE	4	1	4.5	0.64
8	Wyatt, Kellan - MD	5	LB	3	0	3	0.60
9	Tuimoloau, JT - OSU	6	DL	2	3	3.5	0.58
10	Hamilton, Kyonte - RU	6	DL	3	1	3.5	0.58

TACKLES FOR LOSS (Minimum 1.25 Total Tackles For Loss/Game, Games Played Pct. 75%)

#	Player	G	Pos	Solo	Ast	Total	Avg/g
1	Carter, Abdul - PSU	6	LB	11	4	13	2.17
2	Kamara, Mikail - IND	7	DL	8	5	10.5	1.50
3	Wyatt, Kellan - MD	5	LB	6	2	7	1.40
4	Oladejo, Oluwafemi - UCLA	7	LB	8	2	9	1.29
5	Tuimoloau, JT - OSU	6	DL	6	3	7.5	1.25
6	Stewart, Josaiah - Mich	6	DE	6	3	7.5	1.25

FUMBLES FORCED (Minimum Games Played Pct. 75%)

#	Player	G	No.	Avg/g
1	Wyatt, Kellan - MD	5	2	0.40
2	Carter, Abdul - PSU	6	2	0.33
3	Stewart, Josaiah - Mich	6	2	0.33
4	Jacas, Gabe - Illini	6	2	0.33
5	Hancock, Jordan - OSU	6	2	0.33
6	Metz, Greyson - NU	6	2	0.33
7	Bassa, Jeffrey - Oregon	7	2	0.29
8	Graves, Aaron - Iowa	7	2	0.29
9	Green, Nyland - Purdue	5	1	0.20
10	Powell, Tyreem - RU	5	1	0.20

FUMBLES RECOVERED (Minimum Games Played Pct. 75%)

#	Player	G	No.	Avg/g
1	Kamara, Mikail - IND	7	3	0.43
2	Sawyer, Jack - OSU	6	2	0.33
3	Grant, Kenneth - Mich	7	2	0.29
4	Hood, Malachi - Illini	5	1	0.20
5	Miller, Glendon - MD	5	1	0.20
6	Walters, Damon - NU	5	1	0.20
7	Vilbert, Smith - PSU	6	1	0.17
8	Fourqurean, Nyzier - Wisc	6	1	0.17
9	Pfeiffer, Cayson - Wisc	6	1	0.17
10	Barten, Ben - Wisc	6	1	0.17

PASSES DEFENDED (Minimum Games Played Pct. 75%)

#	Player	G	Brup	Int.	Total	Avg/g
1	Johnson, Theran - NU	6	7	1	8	1.33
2	Berry, Zeke - Mich	7	6	1	7	1.00
3	Bruener, Carson - UW	7	4	3	7	1.00
4	Loyal, Shaquan - RU	6	5	1	6	1.00
5	Wright, Ceyair - Nebr	6	5	1	6	1.00
6	Breedlove, Kyndrich - Purdue	6	3	3	6	1.00
7	Brantley, Charles - MSU	6	4	2	6	1.00
8	Longerbeam, Robert - RU	5	5	0	5	1.00
9	Hill, Jyaire - Mich	6	5	1	6	1.00
10	Ponds, D'Angelo - IND	7	5	2	7	1.00



**2024-25 Big Ten Football
Extended Team Leaders
In Conference games**

SCORING OFFENSE

Team	G	TD	FG	XPT	2XP	DXP	Saf	Pts	Avg/G
Indiana	7	37	6	37	0	0	1	279	39.86
Oregon	7	32	8	27	2	0	0	247	35.29
Ohio St.	6	25	5	25	0	0	0	190	31.67
Southern California	7	26	6	26	0	0	0	200	28.57
Iowa	7	25	7	24	0	0	1	197	28.14
Wisconsin	6	21	4	21	0	0	1	161	26.83
Penn St.	6	19	8	19	0	0	0	157	26.17
Minnesota	7	21	10	19	0	0	0	175	25
Illinois	6	16	8	13	1	0	0	135	22.5
Maryland	6	17	4	14	2	0	0	132	22
UCLA	7	15	10	14	1	0	0	136	19.43
Washington	7	15	10	12	1	0	0	134	19.14
Michigan	7	16	8	12	1	0	0	134	19.14
Rutgers	6	14	5	10	1	0	1	113	18.83
Nebraska	6	14	4	12	1	0	0	110	18.33
Northwestern	6	12	8	11	0	0	1	109	18.17
Michigan St.	6	10	11	10	0	0	0	103	17.17
Purdue	6	9	7	6	2	0	0	85	14.17

TOTAL DEFENSE

Team	G	Rush	Pass	Plays	Yards	Avg/P	TD	Avg/G
Indiana	7	520	1476	444	1996	4.5	13	285.14
Ohio St.	6	657	1060	341	1717	5.04	7	286.17
Penn St.	6	647	1090	363	1737	4.79	8	289.5
Oregon	7	773	1267	423	2040	4.82	10	291.43
Washington	7	1257	1026	443	2283	5.15	20	326.14
Wisconsin	6	1057	949	382	2006	5.25	14	334.33
Nebraska	6	712	1295	356	2007	5.64	19	334.5
Iowa	7	999	1400	454	2399	5.28	14	342.71
Minnesota	7	975	1430	455	2405	5.29	19	343.57
UCLA	7	730	1696	432	2426	5.62	25	346.57
Michigan	7	814	1625	456	2439	5.35	20	348.43
Michigan St.	6	858	1374	369	2232	6.05	24	372
Northwestern	6	800	1526	419	2326	5.55	18	387.67
Southern California	7	997	1729	476	2726	5.73	21	389.43
Illinois	6	1017	1448	397	2465	6.21	19	410.83
Maryland	6	736	1764	398	2500	6.28	25	416.67
Rutgers	6	878	1671	395	2549	6.45	23	424.83
Purdue	6	992	1849	400	2841	7.1	29	473.5

SCORING DEFENSE

Team	G	TD	FG	XPT	2XP	DXP	Saf	Pts	Avg/G
Ohio St.	6	8	7	5	1	0	0	76	12.67
Oregon	7	11	7	9	1	0	0	98	14
Penn St.	6	8	10	7	1	0	0	87	14.5
Indiana	7	13	8	12	0	0	0	114	16.29
Iowa	7	16	10	15	0	0	0	141	20.14
Wisconsin	6	16	4	16	0	0	0	124	20.67
Minnesota	7	19	8	18	0	0	1	158	22.57
Washington	7	21	7	21	0	0	1	170	24.29
Michigan	7	20	10	19	1	0	0	171	24.43
Nebraska	6	20	4	20	0	0	0	152	25.33
Southern California	7	22	9	17	2	0	0	180	25.71
Northwestern	6	19	7	19	0	0	2	158	26.33
Illinois	6	20	8	16	2	0	0	164	27.33
UCLA	7	25	7	20	1	0	0	193	27.57
Rutgers	6	23	3	21	1	0	0	170	28.33
Michigan St.	6	24	5	21	1	0	1	184	30.67
Maryland	6	28	8	27	1	0	0	221	36.83
Purdue	6	31	7	29	0	0	0	236	39.33

TOTAL OFFENSE PLAYS

Team	G	Rush	Pass	Plays	Yards	Avg/P	TD	Avg/G
Southern California	7	1001	1948	483	2949	6.11	25	421.29
Oregon	7	1237	1948	477	3185	6.68	31	455
Washington	7	895	1725	466	2620	5.62	15	374.29
Indiana	7	988	1919	456	2907	6.38	36	415.29
Maryland	6	498	1740	441	2238	5.07	17	373
Minnesota	7	657	1624	440	2281	5.18	20	325.86
Michigan	7	1026	887	421	1913	4.54	15	273.29
UCLA	7	717	1532	416	2249	5.41	13	321.29
Rutgers	6	795	1244	412	2039	4.95	14	339.83
Nebraska	6	610	1313	410	1923	4.69	13	320.5
Wisconsin	6	1047	1295	392	2342	5.97	21	390.33
Ohio St.	6	942	1496	385	2438	6.33	24	406.33
Iowa	7	1352	861	385	2213	5.75	24	316.14
Penn St.	6	1001	1388	383	2389	6.24	17	398.17
Illinois	6	822	1246	382	2068	5.41	16	344.67
Michigan St.	6	566	1427	370	1993	5.39	10	332.17
Purdue	6	741	1079	344	1820	5.29	8	303.33
Northwestern	6	524	1003	340	1527	4.49	9	254.5



**2024-25 Big Ten Football
Extended Team Leaders
In Conference games**

TOUCHDOWNS SCORED

Team	G	TD	FG	XPT	2XP	DXP	Saf	Pts	Avg/G
Indiana	7	37	6	37	0	0	1	279	39.86
Oregon	7	32	8	27	2	0	0	247	35.29
Southern California	7	26	6	26	0	0	0	200	28.57
Ohio St.	6	25	5	25	0	0	0	190	31.67
Iowa	7	25	7	24	0	0	1	197	28.14
Wisconsin	6	21	4	21	0	0	1	161	26.83
Minnesota	7	21	10	19	0	0	0	175	25
Penn St.	6	19	8	19	0	0	0	157	26.17
Maryland	6	17	4	14	2	0	0	132	22
Michigan	7	16	8	12	1	0	0	134	19.14
Illinois	6	16	8	13	1	0	0	135	22.5
Washington	7	15	10	12	1	0	0	134	19.14
UCLA	7	15	10	14	1	0	0	136	19.43
Rutgers	6	14	5	10	1	0	1	113	18.83
Nebraska	6	14	4	12	1	0	0	110	18.33
Northwestern	6	12	8	11	0	0	1	109	18.17
Michigan St.	6	10	11	10	0	0	0	103	17.17
Purdue	6	9	7	6	2	0	0	85	14.17

TOTAL OFFENSE YARDS

Team	G	Rush	Pass	Plays	Yards	Avg/P	TD	Avg/G
Oregon	7	1237	1948	477	3185	6.68	31	455
Southern California	7	1001	1948	483	2949	6.11	25	421.29
Indiana	7	988	1919	456	2907	6.38	36	415.29
Washington	7	895	1725	466	2620	5.62	15	374.29
Ohio St.	6	942	1496	385	2438	6.33	24	406.33
Penn St.	6	1001	1388	383	2389	6.24	17	398.17
Wisconsin	6	1047	1295	392	2342	5.97	21	390.33
Minnesota	7	657	1624	440	2281	5.18	20	325.86
UCLA	7	717	1532	416	2249	5.41	13	321.29
Maryland	6	498	1740	441	2238	5.07	17	373
Iowa	7	1352	861	385	2213	5.75	24	316.14
Illinois	6	822	1246	382	2068	5.41	16	344.67
Rutgers	6	795	1244	412	2039	4.95	14	339.83
Michigan St.	6	566	1427	370	1993	5.39	10	332.17
Nebraska	6	610	1313	410	1923	4.69	13	320.5
Michigan	7	1026	887	421	1913	4.54	15	273.29
Purdue	6	741	1079	344	1820	5.29	8	303.33
Northwestern	6	524	1003	340	1527	4.49	9	254.5

PTS SCORED KICKING

Team	G	TD	FG	XPT	2XP	DXP	Saf	Pts	Avg/G
Indiana	7	37	6	37	0	0	1	279	39.86
Oregon	7	32	8	27	2	0	0	247	35.29
Southern California	7	26	6	26	0	0	0	200	28.57
Iowa	7	25	7	24	0	0	1	197	28.14
Ohio St.	6	25	5	25	0	0	0	190	31.67
Minnesota	7	21	10	19	0	0	0	175	25
Wisconsin	6	21	4	21	0	0	1	161	26.83
Penn St.	6	19	8	19	0	0	0	157	26.17
UCLA	7	15	10	14	1	0	0	136	19.43
Illinois	6	16	8	13	1	0	0	135	22.5
Washington	7	15	10	12	1	0	0	134	19.14
Michigan	7	16	8	12	1	0	0	134	19.14
Maryland	6	17	4	14	2	0	0	132	22
Rutgers	6	14	5	10	1	0	1	113	18.83
Nebraska	6	14	4	12	1	0	0	110	18.33
Northwestern	6	12	8	11	0	0	1	109	18.17
Michigan St.	6	10	11	10	0	0	0	103	17.17
Purdue	6	9	7	6	2	0	0	85	14.17

TOTAL OFF. AVG/PLAY

Team	G	Rush	Pass	Plays	Yards	Avg/P	TD	Avg/G
Oregon	7	1237	1948	477	3185	6.68	31	455
Indiana	7	988	1919	456	2907	6.38	36	415.29
Ohio St.	6	942	1496	385	2438	6.33	24	406.33
Penn St.	6	1001	1388	383	2389	6.24	17	398.17
Southern California	7	1001	1948	483	2949	6.11	25	421.29
Wisconsin	6	1047	1295	392	2342	5.97	21	390.33
Iowa	7	1352	861	385	2213	5.75	24	316.14
Washington	7	895	1725	466	2620	5.62	15	374.29
UCLA	7	717	1532	416	2249	5.41	13	321.29
Illinois	6	822	1246	382	2068	5.41	16	344.67
Michigan St.	6	566	1427	370	1993	5.39	10	332.17
Purdue	6	741	1079	344	1820	5.29	8	303.33
Minnesota	7	657	1624	440	2281	5.18	20	325.86
Maryland	6	498	1740	441	2238	5.07	17	373
Rutgers	6	795	1244	412	2039	4.95	14	339.83
Nebraska	6	610	1313	410	1923	4.69	13	320.5
Michigan	7	1026	887	421	1913	4.54	15	273.29
Northwestern	6	524	1003	340	1527	4.49	9	254.5



**2024-25 Big Ten Football
Extended Team Leaders
In Conference games**

TOTAL OFFENSE

Team	G	Rush	Pass	Plays	Yards	Avg/P	TD	Avg/G
Oregon	7	1237	1948	477	3185	6.68	31	455
Southern California	7	1001	1948	483	2949	6.11	25	421.29
Indiana	7	988	1919	456	2907	6.38	36	415.29
Ohio St.	6	942	1496	385	2438	6.33	24	406.33
Penn St.	6	1001	1388	383	2389	6.24	17	398.17
Wisconsin	6	1047	1295	392	2342	5.97	21	390.33
Washington	7	895	1725	466	2620	5.62	15	374.29
Maryland	6	498	1740	441	2238	5.07	17	373
Illinois	6	822	1246	382	2068	5.41	16	344.67
Rutgers	6	795	1244	412	2039	4.95	14	339.83
Michigan St.	6	566	1427	370	1993	5.39	10	332.17
Minnesota	7	657	1624	440	2281	5.18	20	325.86
UCLA	7	717	1532	416	2249	5.41	13	321.29
Nebraska	6	610	1313	410	1923	4.69	13	320.5
Iowa	7	1352	861	385	2213	5.75	24	316.14
Purdue	6	741	1079	344	1820	5.29	8	303.33
Michigan	7	1026	887	421	1913	4.54	15	273.29
Northwestern	6	524	1003	340	1527	4.49	9	254.5

TOTAL OFFENSE TDS

Team	G	Rush	Pass	Plays	Yards	Avg/P	TD	Avg/G
Indiana	7	988	1919	456	2907	6.38	36	415.29
Oregon	7	1237	1948	477	3185	6.68	31	455
Southern California	7	1001	1948	483	2949	6.11	25	421.29
Ohio St.	6	942	1496	385	2438	6.33	24	406.33
Iowa	7	1352	861	385	2213	5.75	24	316.14
Wisconsin	6	1047	1295	392	2342	5.97	21	390.33
Minnesota	7	657	1624	440	2281	5.18	20	325.86
Penn St.	6	1001	1388	383	2389	6.24	17	398.17
Maryland	6	498	1740	441	2238	5.07	17	373
Illinois	6	822	1246	382	2068	5.41	16	344.67
Washington	7	895	1725	466	2620	5.62	15	374.29
Michigan	7	1026	887	421	1913	4.54	15	273.29
Rutgers	6	795	1244	412	2039	4.95	14	339.83
UCLA	7	717	1532	416	2249	5.41	13	321.29
Nebraska	6	610	1313	410	1923	4.69	13	320.5
Michigan St.	6	566	1427	370	1993	5.39	10	332.17
Northwestern	6	524	1003	340	1527	4.49	9	254.5
Purdue	6	741	1079	344	1820	5.29	8	303.33

RUSHING OFFENSE

Team	G	Att	Yards	Avg/A	Long	TD	Avg/G
Iowa	7	256	1352	5.28	75	20	193.14
Oregon	7	246	1237	5.03	41	15	176.71
Wisconsin	6	211	1047	4.96	55	14	174.5
Penn St.	6	212	1001	4.72	78	11	166.83
Ohio St.	6	214	942	4.4	53	7	157
Michigan	7	257	1026	3.99	63	9	146.57
Southern California	7	186	1001	5.38	75	9	143
Indiana	7	251	988	3.94	43	16	141.14
Illinois	6	209	822	3.93	42	6	137
Rutgers	6	209	795	3.8	40	8	132.5
Washington	7	226	895	3.96	46	7	127.86
Purdue	6	190	741	3.9	35	3	123.5
UCLA	7	205	717	3.5	57	3	102.43
Nebraska	6	207	610	2.95	38	8	101.67
Michigan St.	6	200	566	2.83	34	3	94.33
Minnesota	7	190	657	3.46	51	9	93.86
Northwestern	6	167	524	3.14	51	6	87.33
Maryland	6	175	498	2.85	75	7	83

RUSHING TDS

Team	G	Att	Yards	Avg/A	Long	TD	Avg/G
Iowa	7	256	1352	5.28	75	20	193.14
Indiana	7	251	988	3.94	43	16	141.14
Oregon	7	246	1237	5.03	41	15	176.71
Wisconsin	6	211	1047	4.96	55	14	174.5
Penn St.	6	212	1001	4.72	78	11	166.83
Southern California	7	186	1001	5.38	75	9	143
Minnesota	7	190	657	3.46	51	9	93.86
Michigan	7	257	1026	3.99	63	9	146.57
Rutgers	6	209	795	3.8	40	8	132.5
Nebraska	6	207	610	2.95	38	8	101.67
Washington	7	226	895	3.96	46	7	127.86
Ohio St.	6	214	942	4.4	53	7	157
Maryland	6	175	498	2.85	75	7	83
Northwestern	6	167	524	3.14	51	6	87.33
Illinois	6	209	822	3.93	42	6	137
UCLA	7	205	717	3.5	57	3	102.43
Purdue	6	190	741	3.9	35	3	123.5
Michigan St.	6	200	566	2.83	34	3	94.33



**2024-25 Big Ten Football
Extended Team Leaders
In Conference games**

RUSHING DEFENSE

Team	G	Att	Yards	Avg/A	Long	TD	Avg/G
Indiana	7	204	520	2.55	75	7	74.29
UCLA	7	217	730	3.36	30	14	104.29
Penn St.	6	185	647	3.5	75	2	107.83
Ohio St.	6	186	657	3.53	38	4	109.5
Oregon	7	218	773	3.55	53	5	110.43
Michigan	7	226	814	3.6	65	9	116.29
Nebraska	6	196	712	3.63	57	5	118.67
Maryland	6	191	736	3.85	51	9	122.67
Northwestern	6	212	800	3.77	41	11	133.33
Minnesota	7	235	975	4.15	42	10	139.29
Southern California	7	237	997	4.21	63	15	142.43
Iowa	7	222	999	4.5	31	2	142.71
Michigan St.	6	189	858	4.54	75	10	143
Rutgers	6	191	878	4.6	55	13	146.33
Purdue	6	212	992	4.68	51	16	165.33
Illinois	6	218	1017	4.67	34	9	169.5
Wisconsin	6	218	1057	4.85	35	8	176.17
Washington	7	254	1257	4.95	78	12	179.57

PASS EFFICIENCY

Team	G	Comp-Att-Int	Pct.	Yds	Avg/G	TD	Effic
Indiana	7	143 - 205 - 5	69.76	1919	274.14	20	175.71
Ohio St.	6	125 - 171 - 4	73.10	1496	249.33	17	174.72
Oregon	7	161 - 231 - 5	69.70	1948	278.29	16	159.06
Penn St.	6	121 - 171 - 4	70.76	1388	231.33	6	145.84
Michigan St.	6	114 - 170 - 6	67.06	1427	237.83	7	144.10
UCLA	7	145 - 211 - 8	68.72	1532	218.86	10	137.77
Washington	7	166 - 240 - 5	69.17	1725	246.43	8	136.38
Illinois	6	103 - 173 - 3	59.54	1246	207.67	10	135.64
Minnesota	7	165 - 250 - 3	66.00	1624	232.00	11	132.69
Southern California	7	185 - 297 - 9	62.29	1948	278.29	16	129.10
Maryland	6	167 - 266 - 7	62.78	1740	290.00	10	124.87
Purdue	6	91 - 154 - 3	59.09	1079	179.83	5	124.76
Wisconsin	6	105 - 181 - 8	58.01	1295	215.83	7	122.03
Iowa	7	77 - 129 - 5	59.69	861	123.00	4	118.24
Nebraska	6	120 - 203 - 8	59.11	1313	218.83	5	113.69
Michigan	7	93 - 164 - 3	56.71	887	126.71	6	110.55
Rutgers	6	103 - 203 - 5	50.74	1244	207.33	6	107.04
Northwestern	6	90 - 173 - 5	52.02	1003	167.17	3	100.67

YARDS PER RUSH

Team	G	Att	Yards	Avg/A	Long	TD	Avg/G
Southern California	7	186	1001	5.38	75	9	143
Iowa	7	256	1352	5.28	75	20	193.14
Oregon	7	246	1237	5.03	41	15	176.71
Wisconsin	6	211	1047	4.96	55	14	174.5
Penn St.	6	212	1001	4.72	78	11	166.83
Ohio St.	6	214	942	4.4	53	7	157
Michigan	7	257	1026	3.99	63	9	146.57
Washington	7	226	895	3.96	46	7	127.86
Indiana	7	251	988	3.94	43	16	141.14
Illinois	6	209	822	3.93	42	6	137
Purdue	6	190	741	3.9	35	3	123.5
Rutgers	6	209	795	3.8	40	8	132.5
UCLA	7	205	717	3.5	57	3	102.43
Minnesota	7	190	657	3.46	51	9	93.86
Northwestern	6	167	524	3.14	51	6	87.33
Nebraska	6	207	610	2.95	38	8	101.67
Maryland	6	175	498	2.85	75	7	83
Michigan St.	6	200	566	2.83	34	3	94.33

PASS DEFENSE EFFIC.

Team	G	Comp-Att-Int	Pct.	Yds	Avg/G	TD	Effic
Washington	7	104 - 189 - 7	55.03	1026	146.57	8	107.19
Oregon	7	117 - 205 - 7	57.07	1267	181.00	5	110.21
Indiana	7	147 - 240 - 8	61.25	1476	210.86	6	114.49
Wisconsin	6	95 - 164 - 2	57.93	949	158.17	6	116.17
Penn St.	6	112 - 178 - 5	62.92	1090	181.67	6	119.87
Minnesota	7	132 - 220 - 9	60.00	1430	204.29	9	119.92
Ohio St.	6	97 - 155 - 5	62.58	1060	176.67	3	119.96
Iowa	7	150 - 232 - 11	64.66	1400	200.00	12	122.93
Southern California	7	157 - 239 - 5	65.69	1729	247.00	6	130.56
Northwestern	6	130 - 207 - 3	62.80	1526	254.33	7	132.99
Michigan	7	143 - 230 - 4	62.17	1625	232.14	11	133.83
UCLA	7	142 - 215 - 6	66.05	1696	242.29	11	143.61
Michigan St.	6	117 - 180 - 5	65.00	1374	229.00	14	149.23
Illinois	6	119 - 179 - 3	66.48	1448	241.33	10	149.52
Rutgers	6	140 - 204 - 2	68.63	1671	278.50	10	151.65
Nebraska	6	108 - 160 - 5	67.50	1295	215.83	14	158.11
Maryland	6	139 - 207 - 5	67.15	1764	294.00	16	159.41
Purdue	6	125 - 188 - 4	66.49	1849	308.17	13	167.67



**2024-25 Big Ten Football
Extended Team Leaders
In Conference games**

RUSH ATTEMPTS

Team	G	Att	Yards	Avg/A	Long	TD	Avg/G
Michigan	7	257	1026	3.99	63	9	146.57
Iowa	7	256	1352	5.28	75	20	193.14
Indiana	7	251	988	3.94	43	16	141.14
Oregon	7	246	1237	5.03	41	15	176.71
Washington	7	226	895	3.96	46	7	127.86
Ohio St.	6	214	942	4.4	53	7	157
Penn St.	6	212	1001	4.72	78	11	166.83
Wisconsin	6	211	1047	4.96	55	14	174.5
Rutgers	6	209	795	3.8	40	8	132.5
Illinois	6	209	822	3.93	42	6	137
Nebraska	6	207	610	2.95	38	8	101.67
UCLA	7	205	717	3.5	57	3	102.43
Michigan St.	6	200	566	2.83	34	3	94.33
Purdue	6	190	741	3.9	35	3	123.5
Minnesota	7	190	657	3.46	51	9	93.86
Southern California	7	186	1001	5.38	75	9	143
Maryland	6	175	498	2.85	75	7	83
Northwestern	6	167	524	3.14	51	6	87.33

RUSH YARDS

Team	G	Att	Yards	Avg/A	Long	TD	Avg/G
Iowa	7	256	1352	5.28	75	20	193.14
Oregon	7	246	1237	5.03	41	15	176.71
Wisconsin	6	211	1047	4.96	55	14	174.5
Michigan	7	257	1026	3.99	63	9	146.57
Southern California	7	186	1001	5.38	75	9	143
Penn St.	6	212	1001	4.72	78	11	166.83
Indiana	7	251	988	3.94	43	16	141.14
Ohio St.	6	214	942	4.4	53	7	157
Washington	7	226	895	3.96	46	7	127.86
Illinois	6	209	822	3.93	42	6	137
Rutgers	6	209	795	3.8	40	8	132.5
Purdue	6	190	741	3.9	35	3	123.5
UCLA	7	205	717	3.5	57	3	102.43
Minnesota	7	190	657	3.46	51	9	93.86
Nebraska	6	207	610	2.95	38	8	101.67
Michigan St.	6	200	566	2.83	34	3	94.33
Northwestern	6	167	524	3.14	51	6	87.33
Maryland	6	175	498	2.85	75	7	83



**2024-25 Big Ten Football
Extended Team Leaders
In Conference games**

PASS OFFENSE

Team	G	Comp-Att-Int	Pct.	Yds	Avg/A	TD	Avg/G
Maryland	6	167 - 266 - 7	62.78	1740	6.54	10	290.00
Southern California	7	185 - 297 - 9	62.29	1948	6.56	16	278.29
Oregon	7	161 - 231 - 5	69.70	1948	8.43	16	278.29
Indiana	7	143 - 205 - 5	69.76	1919	9.36	20	274.14
Ohio St.	6	125 - 171 - 4	73.10	1496	8.75	17	249.33
Washington	7	166 - 240 - 5	69.17	1725	7.19	8	246.43
Michigan St.	6	114 - 170 - 6	67.06	1427	8.39	7	237.83
Minnesota	7	165 - 250 - 3	66.00	1624	6.50	11	232.00
Penn St.	6	121 - 171 - 4	70.76	1388	8.12	6	231.33
UCLA	7	145 - 211 - 8	68.72	1532	7.26	10	218.86
Nebraska	6	120 - 203 - 8	59.11	1313	6.47	5	218.83
Wisconsin	6	105 - 181 - 8	58.01	1295	7.15	7	215.83
Illinois	6	103 - 173 - 3	59.54	1246	7.20	10	207.67
Rutgers	6	103 - 203 - 5	50.74	1244	6.13	6	207.33
Purdue	6	91 - 154 - 3	59.09	1079	7.01	5	179.83
Northwestern	6	90 - 173 - 5	52.02	1003	5.80	3	167.17
Michigan	7	93 - 164 - 3	56.71	887	5.41	6	126.71
Iowa	7	77 - 129 - 5	59.69	861	6.67	4	123.00

PASS COMP. PCT

Team	G	Comp-Att-Int	Pct.	Yds	Avg/A	TD	Avg/G
Ohio St.	6	125 - 171 - 4	73.10	1496	8.75	17	249.33
Penn St.	6	121 - 171 - 4	70.76	1388	8.12	6	231.33
Indiana	7	143 - 205 - 5	69.76	1919	9.36	20	274.14
Oregon	7	161 - 231 - 5	69.70	1948	8.43	16	278.29
Washington	7	166 - 240 - 5	69.17	1725	7.19	8	246.43
UCLA	7	145 - 211 - 8	68.72	1532	7.26	10	218.86
Michigan St.	6	114 - 170 - 6	67.06	1427	8.39	7	237.83
Minnesota	7	165 - 250 - 3	66.00	1624	6.50	11	232.00
Maryland	6	167 - 266 - 7	62.78	1740	6.54	10	290.00
Southern California	7	185 - 297 - 9	62.29	1948	6.56	16	278.29
Iowa	7	77 - 129 - 5	59.69	861	6.67	4	123.00
Illinois	6	103 - 173 - 3	59.54	1246	7.20	10	207.67
Nebraska	6	120 - 203 - 8	59.11	1313	6.47	5	218.83
Purdue	6	91 - 154 - 3	59.09	1079	7.01	5	179.83
Wisconsin	6	105 - 181 - 8	58.01	1295	7.15	7	215.83
Michigan	7	93 - 164 - 3	56.71	887	5.41	6	126.71
Northwestern	6	90 - 173 - 5	52.02	1003	5.80	3	167.17
Rutgers	6	103 - 203 - 5	50.74	1244	6.13	6	207.33

PASS DEFENSE

Team	G	Comp-Att-Int	Pct.	Yds	Avg/A	TD	Avg/G
Washington	7	104 - 189 - 7	55.03	1026	5.43	8	146.57
Wisconsin	6	95 - 164 - 2	57.93	949	5.79	6	158.17
Ohio St.	6	97 - 155 - 5	62.58	1060	6.84	3	176.67
Oregon	7	117 - 205 - 7	57.07	1267	6.18	5	181.00
Penn St.	6	112 - 178 - 5	62.92	1090	6.12	6	181.67
Iowa	7	150 - 232 - 11	64.66	1400	6.03	12	200.00
Minnesota	7	132 - 220 - 9	60.00	1430	6.50	9	204.29
Indiana	7	147 - 240 - 8	61.25	1476	6.15	6	210.86
Nebraska	6	108 - 160 - 5	67.50	1295	8.09	14	215.83
Michigan St.	6	117 - 180 - 5	65.00	1374	7.63	14	229.00
Michigan	7	143 - 230 - 4	62.17	1625	7.07	11	232.14
Illinois	6	119 - 179 - 3	66.48	1448	8.09	10	241.33
UCLA	7	142 - 215 - 6	66.05	1696	7.89	11	242.29
Southern California	7	157 - 239 - 5	65.69	1729	7.23	6	247.00
Northwestern	6	130 - 207 - 3	62.80	1526	7.37	7	254.33
Rutgers	6	140 - 204 - 2	68.63	1671	8.19	10	278.50
Maryland	6	139 - 207 - 5	67.15	1764	8.52	16	294.00
Purdue	6	125 - 188 - 4	66.49	1849	9.84	13	308.17

PASS YDS/COMP.

Team	G	Comp-Att-Int	Pct.	Yds	Avg/A	TD	Avg/G
Indiana	7	143 - 205 - 5	69.76	1919	9.36	20	274.14
Ohio St.	6	125 - 171 - 4	73.10	1496	8.75	17	249.33
Oregon	7	161 - 231 - 5	69.70	1948	8.43	16	278.29
Penn St.	6	121 - 171 - 4	70.76	1388	8.12	6	231.33
Michigan St.	6	114 - 170 - 6	67.06	1427	8.39	7	237.83
UCLA	7	145 - 211 - 8	68.72	1532	7.26	10	218.86
Washington	7	166 - 240 - 5	69.17	1725	7.19	8	246.43
Illinois	6	103 - 173 - 3	59.54	1246	7.20	10	207.67
Minnesota	7	165 - 250 - 3	66.00	1624	6.50	11	232.00
Southern California	7	185 - 297 - 9	62.29	1948	6.56	16	278.29
Maryland	6	167 - 266 - 7	62.78	1740	6.54	10	290.00
Purdue	6	91 - 154 - 3	59.09	1079	7.01	5	179.83
Wisconsin	6	105 - 181 - 8	58.01	1295	7.15	7	215.83
Iowa	7	77 - 129 - 5	59.69	861	6.67	4	123.00
Nebraska	6	120 - 203 - 8	59.11	1313	6.47	5	218.83
Michigan	7	93 - 164 - 3	56.71	887	5.41	6	126.71
Rutgers	6	103 - 203 - 5	50.74	1244	6.13	6	207.33
Northwestern	6	90 - 173 - 5	52.02	1003	5.80	3	167.17



**2024-25 Big Ten Football
Extended Team Leaders
In Conference games**

PASS ATTEMPTS

Team	G	Comp-Att-Int	Pct.	Yds	Avg/A	TD	Avg/G
Southern California	7	185 - 297 - 9	62.29	1948	6.56	16	278.29
Maryland	6	167 - 266 - 7	62.78	1740	6.54	10	290.00
Minnesota	7	165 - 250 - 3	66.00	1624	6.50	11	232.00
Washington	7	166 - 240 - 5	69.17	1725	7.19	8	246.43
Oregon	7	161 - 231 - 5	69.70	1948	8.43	16	278.29
UCLA	7	145 - 211 - 8	68.72	1532	7.26	10	218.86
Indiana	7	143 - 205 - 5	69.76	1919	9.36	20	274.14
Rutgers	6	103 - 203 - 5	50.74	1244	6.13	6	207.33
Nebraska	6	120 - 203 - 8	59.11	1313	6.47	5	218.83
Wisconsin	6	105 - 181 - 8	58.01	1295	7.15	7	215.83
Northwestern	6	90 - 173 - 5	52.02	1003	5.80	3	167.17
Illinois	6	103 - 173 - 3	59.54	1246	7.20	10	207.67
Penn St.	6	121 - 171 - 4	70.76	1388	8.12	6	231.33
Ohio St.	6	125 - 171 - 4	73.10	1496	8.75	17	249.33
Michigan St.	6	114 - 170 - 6	67.06	1427	8.39	7	237.83
Michigan	7	93 - 164 - 3	56.71	887	5.41	6	126.71
Purdue	6	91 - 154 - 3	59.09	1079	7.01	5	179.83
Iowa	7	77 - 129 - 5	59.69	861	6.67	4	123.00

PASS YDS/ATT.

Team	G	Comp-Att-Int	Pct.	Yds	Avg/A	TD	Avg/G
Indiana	7	143 - 205 - 5	69.76	1919	9.36	20	274.14
Oregon	7	161 - 231 - 5	69.70	1948	8.43	16	278.29
Ohio St.	6	125 - 171 - 4	73.10	1496	8.75	17	249.33
Washington	7	166 - 240 - 5	69.17	1725	7.19	8	246.43
Michigan St.	6	114 - 170 - 6	67.06	1427	8.39	7	237.83
Iowa	7	77 - 129 - 5	59.69	861	6.67	4	123.00
UCLA	7	145 - 211 - 8	68.72	1532	7.26	10	218.86
Penn St.	6	121 - 171 - 4	70.76	1388	8.12	6	231.33
Southern California	7	185 - 297 - 9	62.29	1948	6.56	16	278.29
Minnesota	7	165 - 250 - 3	66.00	1624	6.50	11	232.00
Wisconsin	6	105 - 181 - 8	58.01	1295	7.15	7	215.83
Illinois	6	103 - 173 - 3	59.54	1246	7.20	10	207.67
Purdue	6	91 - 154 - 3	59.09	1079	7.01	5	179.83
Nebraska	6	120 - 203 - 8	59.11	1313	6.47	5	218.83
Maryland	6	167 - 266 - 7	62.78	1740	6.54	10	290.00
Michigan	7	93 - 164 - 3	56.71	887	5.41	6	126.71
Rutgers	6	103 - 203 - 5	50.74	1244	6.13	6	207.33
Northwestern	6	90 - 173 - 5	52.02	1003	5.80	3	167.17

PASS COMPLETIONS

Team	G	Comp-Att-Int	Pct.	Yds	Avg/A	TD	Avg/G
Southern California	7	185 - 297 - 9	62.29	1948	6.56	16	278.29
Maryland	6	167 - 266 - 7	62.78	1740	6.54	10	290.00
Washington	7	166 - 240 - 5	69.17	1725	7.19	8	246.43
Minnesota	7	165 - 250 - 3	66.00	1624	6.50	11	232.00
Oregon	7	161 - 231 - 5	69.70	1948	8.43	16	278.29
UCLA	7	145 - 211 - 8	68.72	1532	7.26	10	218.86
Indiana	7	143 - 205 - 5	69.76	1919	9.36	20	274.14
Ohio St.	6	125 - 171 - 4	73.10	1496	8.75	17	249.33
Penn St.	6	121 - 171 - 4	70.76	1388	8.12	6	231.33
Nebraska	6	120 - 203 - 8	59.11	1313	6.47	5	218.83
Michigan St.	6	114 - 170 - 6	67.06	1427	8.39	7	237.83
Wisconsin	6	105 - 181 - 8	58.01	1295	7.15	7	215.83
Rutgers	6	103 - 203 - 5	50.74	1244	6.13	6	207.33
Illinois	6	103 - 173 - 3	59.54	1246	7.20	10	207.67
Michigan	7	93 - 164 - 3	56.71	887	5.41	6	126.71
Purdue	6	91 - 154 - 3	59.09	1079	7.01	5	179.83
Northwestern	6	90 - 173 - 5	52.02	1003	5.80	3	167.17
Iowa	7	77 - 129 - 5	59.69	861	6.67	4	123.00

PASS INTERCEPTIONS

Team	G	Comp-Att-Int	Pct.	Yds	Avg/A	TD	Avg/G
Purdue	6	91 - 154 - 3	59.09	1079	7.01	5	179.83
Minnesota	7	165 - 250 - 3	66.00	1624	6.50	11	232.00
Michigan	7	93 - 164 - 3	56.71	887	5.41	6	126.71
Illinois	6	103 - 173 - 3	59.54	1246	7.20	10	207.67
Penn St.	6	121 - 171 - 4	70.76	1388	8.12	6	231.33
Ohio St.	6	125 - 171 - 4	73.10	1496	8.75	17	249.33
Washington	7	166 - 240 - 5	69.17	1725	7.19	8	246.43
Rutgers	6	103 - 203 - 5	50.74	1244	6.13	6	207.33
Oregon	7	161 - 231 - 5	69.70	1948	8.43	16	278.29
Northwestern	6	90 - 173 - 5	52.02	1003	5.80	3	167.17
Iowa	7	77 - 129 - 5	59.69	861	6.67	4	123.00
Indiana	7	143 - 205 - 5	69.76	1919	9.36	20	274.14
Michigan St.	6	114 - 170 - 6	67.06	1427	8.39	7	237.83
Maryland	6	167 - 266 - 7	62.78	1740	6.54	10	290.00
Wisconsin	6	105 - 181 - 8	58.01	1295	7.15	7	215.83
UCLA	7	145 - 211 - 8	68.72	1532	7.26	10	218.86
Nebraska	6	120 - 203 - 8	59.11	1313	6.47	5	218.83
Southern California	7	185 - 297 - 9	62.29	1948	6.56	16	278.29



**2024-25 Big Ten Football
Extended Team Leaders
In Conference games**

PASS YARDS

Team	G	Comp-Att-Int	Pct.	Yds	Avg/A	TD	Avg/G
Southern California	7	185 - 297 - 9	62.29	1948	6.56	16	278.29
Oregon	7	161 - 231 - 5	69.70	1948	8.43	16	278.29
Indiana	7	143 - 205 - 5	69.76	1919	9.36	20	274.14
Maryland	6	167 - 266 - 7	62.78	1740	6.54	10	290.00
Washington	7	166 - 240 - 5	69.17	1725	7.19	8	246.43
Minnesota	7	165 - 250 - 3	66.00	1624	6.50	11	232.00
UCLA	7	145 - 211 - 8	68.72	1532	7.26	10	218.86
Ohio St.	6	125 - 171 - 4	73.10	1496	8.75	17	249.33
Michigan St.	6	114 - 170 - 6	67.06	1427	8.39	7	237.83
Penn St.	6	121 - 171 - 4	70.76	1388	8.12	6	231.33
Nebraska	6	120 - 203 - 8	59.11	1313	6.47	5	218.83
Wisconsin	6	105 - 181 - 8	58.01	1295	7.15	7	215.83
Illinois	6	103 - 173 - 3	59.54	1246	7.20	10	207.67
Rutgers	6	103 - 203 - 5	50.74	1244	6.13	6	207.33
Purdue	6	91 - 154 - 3	59.09	1079	7.01	5	179.83
Northwestern	6	90 - 173 - 5	52.02	1003	5.80	3	167.17
Michigan	7	93 - 164 - 3	56.71	887	5.41	6	126.71
Iowa	7	77 - 129 - 5	59.69	861	6.67	4	123.00

PASSING TDS

Team	G	Comp-Att-Int	Pct.	Yds	Avg/A	TD	Avg/G
Indiana	7	143 - 205 - 5	69.76	1919	9.36	20	274.14
Ohio St.	6	125 - 171 - 4	73.10	1496	8.75	17	249.33
Southern California	7	185 - 297 - 9	62.29	1948	6.56	16	278.29
Oregon	7	161 - 231 - 5	69.70	1948	8.43	16	278.29
Minnesota	7	165 - 250 - 3	66.00	1624	6.50	11	232.00
UCLA	7	145 - 211 - 8	68.72	1532	7.26	10	218.86
Maryland	6	167 - 266 - 7	62.78	1740	6.54	10	290.00
Illinois	6	103 - 173 - 3	59.54	1246	7.20	10	207.67
Washington	7	166 - 240 - 5	69.17	1725	7.19	8	246.43
Wisconsin	6	105 - 181 - 8	58.01	1295	7.15	7	215.83
Michigan St.	6	114 - 170 - 6	67.06	1427	8.39	7	237.83
Rutgers	6	103 - 203 - 5	50.74	1244	6.13	6	207.33
Penn St.	6	121 - 171 - 4	70.76	1388	8.12	6	231.33
Michigan	7	93 - 164 - 3	56.71	887	5.41	6	126.71
Purdue	6	91 - 154 - 3	59.09	1079	7.01	5	179.83
Nebraska	6	120 - 203 - 8	59.11	1313	6.47	5	218.83
Iowa	7	77 - 129 - 5	59.69	861	6.67	4	123.00
Northwestern	6	90 - 173 - 5	52.02	1003	5.80	3	167.17

FIELD GOALS

Team	G	Made	Att	Pct
Indiana	7	6	6	100
Michigan	7	8	9	88.89
Michigan St.	6	11	13	84.62
Ohio St.	6	5	6	83.33
Minnesota	7	10	12	83.33
Oregon	7	8	10	80
UCLA	7	10	13	76.92
Penn St.	6	8	11	72.73
Northwestern	6	8	11	72.73
Illinois	6	8	11	72.73
Rutgers	6	5	7	71.43
Iowa	7	7	10	70
Wisconsin	6	4	6	66.67
Purdue	6	7	11	63.64
Southern California	7	6	10	60
Maryland	6	4	7	57.14
Washington	7	10	18	55.56
Nebraska	6	4	8	50

PATS KICKS MADE

Team	G	Made	Att	Pct
Indiana	7	37	37	100
Oregon	7	27	28	96.43
Southern California	7	26	26	100
Ohio St.	6	25	25	100
Iowa	7	24	24	100
Wisconsin	6	21	21	100
Penn St.	6	19	19	100
Minnesota	7	19	20	95
UCLA	7	14	14	100
Maryland	6	14	14	100
Illinois	6	13	13	100
Washington	7	12	12	100
Nebraska	6	12	13	92.31
Michigan	7	12	13	92.31
Northwestern	6	11	11	100
Rutgers	6	10	11	90.91
Michigan St.	6	10	10	100
Purdue	6	6	6	100



**2024-25 Big Ten Football
Extended Team Leaders
In Conference games**

FIELD GOALS ATTEMPTED

Team	G	Made	Att	Pct
Washington	7	10	18	55.56
UCLA	7	10	13	76.92
Michigan St.	6	11	13	84.62
Minnesota	7	10	12	83.33
Purdue	6	7	11	63.64
Penn St.	6	8	11	72.73
Northwestern	6	8	11	72.73
Illinois	6	8	11	72.73
Southern California	7	6	10	60
Oregon	7	8	10	80
Iowa	7	7	10	70
Michigan	7	8	9	88.89
Nebraska	6	4	8	50
Rutgers	6	5	7	71.43
Maryland	6	4	7	57.14
Wisconsin	6	4	6	66.67
Ohio St.	6	5	6	83.33
Indiana	7	6	6	100

NET YARDS PER PUNT

Team	G	No.	Yards	Avg/P	Ret.	Avg/R	TB	Net/P
Southern California	7	26	1245	47.88	63	7.88	0	45.46
Wisconsin	6	29	1352	46.62	30	3.33	3	43.52
Indiana	7	19	828	43.58	17	4.25	0	42.68
Iowa	7	30	1402	46.73	76	15.20	3	42.20
Oregon	7	19	817	43.00	0	0.00	1	41.95
Maryland	6	25	1123	44.92	81	8.10	1	40.88
Michigan St.	6	22	1010	45.91	91	9.10	1	40.86
UCLA	7	24	1047	43.63	51	5.10	1	40.67
Ohio St.	6	17	727	42.76	36	7.20	0	40.65
Purdue	6	28	1184	42.29	48	5.33	0	40.57
Rutgers	6	30	1274	42.47	-2	-1.00	3	40.53
Illinois	6	18	730	40.56	17	8.50	0	39.61
Penn St.	6	15	634	42.27	26	13.00	1	39.20
Minnesota	7	33	1376	41.70	104	9.45	1	37.94
Northwestern	6	34	1519	44.68	213	13.31	2	37.24
Michigan	7	36	1554	43.17	171	17.10	3	36.75
Nebraska	6	26	1079	41.50	131	13.10	2	34.92
Washington	7	20	891	44.55	184	16.73	1	34.35

FIELD GOALS MADE

Team	G	Made	Att	Pct
Michigan St.	6	11	13	84.62
Washington	7	10	18	55.56
UCLA	7	10	13	76.92
Minnesota	7	10	12	83.33
Penn St.	6	8	11	72.73
Oregon	7	8	10	80
Northwestern	6	8	11	72.73
Michigan	7	8	9	88.89
Illinois	6	8	11	72.73
Purdue	6	7	11	63.64
Iowa	7	7	10	70
Southern California	7	6	10	60
Indiana	7	6	6	100
Rutgers	6	5	7	71.43
Ohio St.	6	5	6	83.33
Wisconsin	6	4	6	66.67
Nebraska	6	4	8	50
Maryland	6	4	7	57.14

AVG YARDS PER PUNT

Team	G	No.	Yards	Avg/P	Ret.	Avg/R	TB	Net/P
Michigan	7	36	1554	43.17	171	17.10	3	36.75
Northwestern	6	34	1519	44.68	213	13.31	2	37.24
Minnesota	7	33	1376	41.70	104	9.45	1	37.94
Rutgers	6	30	1274	42.47	-2	-1.00	3	40.53
Iowa	7	30	1402	46.73	76	15.20	3	42.20
Wisconsin	6	29	1352	46.62	30	3.33	3	43.52
Purdue	6	28	1184	42.29	48	5.33	0	40.57
Southern California	7	26	1245	47.88	63	7.88	0	45.46
Nebraska	6	26	1079	41.50	131	13.10	2	34.92
Maryland	6	25	1123	44.92	81	8.10	1	40.88
UCLA	7	24	1047	43.63	51	5.10	1	40.67
Michigan St.	6	22	1010	45.91	91	9.10	1	40.86
Washington	7	20	891	44.55	184	16.73	1	34.35
Oregon	7	19	817	43.00	0	0.00	1	41.95
Indiana	7	19	828	43.58	17	4.25	0	42.68
Illinois	6	18	730	40.56	17	8.50	0	39.61
Ohio St.	6	17	727	42.76	36	7.20	0	40.65
Penn St.	6	15	634	42.27	26	13.00	1	39.20



**2024-25 Big Ten Football
Extended Team Leaders
In Conference games**

PAT KICKING

Team	G	Made	Att	Pct
Wisconsin	6	21	21	100
Washington	7	12	12	100
UCLA	7	14	14	100
Southern California	7	26	26	100
Purdue	6	6	6	100
Penn St.	6	19	19	100
Ohio St.	6	25	25	100
Northwestern	6	11	11	100
Michigan St.	6	10	10	100
Maryland	6	14	14	100
Iowa	7	24	24	100
Indiana	7	37	37	100
Illinois	6	13	13	100
Oregon	7	27	28	96.43
Minnesota	7	19	20	95
Nebraska	6	12	13	92.31
Michigan	7	12	13	92.31
Rutgers	6	10	11	90.91

NUMBER OF PUNTS

Team	G	No.	Yards	Avg/P	Ret.	Avg/R	TB	Net/P
Michigan	7	36	1554	43.17	171	17.10	3	36.75
Northwestern	6	34	1519	44.68	213	13.31	2	37.24
Minnesota	7	33	1376	41.70	104	9.45	1	37.94
Rutgers	6	30	1274	42.47	-2	-1.00	3	40.53
Iowa	7	30	1402	46.73	76	15.20	3	42.20
Wisconsin	6	29	1352	46.62	30	3.33	3	43.52
Purdue	6	28	1184	42.29	48	5.33	0	40.57
Southern California	7	26	1245	47.88	63	7.88	0	45.46
Nebraska	6	26	1079	41.50	131	13.10	2	34.92
Maryland	6	25	1123	44.92	81	8.10	1	40.88
UCLA	7	24	1047	43.63	51	5.10	1	40.67
Michigan St.	6	22	1010	45.91	91	9.10	1	40.86
Washington	7	20	891	44.55	184	16.73	1	34.35
Oregon	7	19	817	43.00	0	0.00	1	41.95
Indiana	7	19	828	43.58	17	4.25	0	42.68
Illinois	6	18	730	40.56	17	8.50	0	39.61
Ohio St.	6	17	727	42.76	36	7.20	0	40.65
Penn St.	6	15	634	42.27	26	13.00	1	39.20

PAT KICK ATTEMPTS

Team	G	Made	Att	Pct
Indiana	7	37	37	100
Oregon	7	27	28	96.43
Southern California	7	26	26	100
Ohio St.	6	25	25	100
Iowa	7	24	24	100
Wisconsin	6	21	21	100
Minnesota	7	19	20	95
Penn St.	6	19	19	100
UCLA	7	14	14	100
Maryland	6	14	14	100
Nebraska	6	12	13	92.31
Michigan	7	12	13	92.31
Illinois	6	13	13	100
Washington	7	12	12	100
Rutgers	6	10	11	90.91
Northwestern	6	11	11	100
Michigan St.	6	10	10	100
Purdue	6	6	6	100

YARDS PUNTED

Team	G	No.	Yards	Avg/P	Ret.	Avg/R	TB	Net/P
Michigan	7	36	1554	43.17	171	17.10	3	36.75
Northwestern	6	34	1519	44.68	213	13.31	2	37.24
Iowa	7	30	1402	46.73	76	15.20	3	42.20
Minnesota	7	33	1376	41.70	104	9.45	1	37.94
Wisconsin	6	29	1352	46.62	30	3.33	3	43.52
Rutgers	6	30	1274	42.47	-2	-1.00	3	40.53
Southern California	7	26	1245	47.88	63	7.88	0	45.46
Purdue	6	28	1184	42.29	48	5.33	0	40.57
Maryland	6	25	1123	44.92	81	8.10	1	40.88
Nebraska	6	26	1079	41.50	131	13.10	2	34.92
UCLA	7	24	1047	43.63	51	5.10	1	40.67
Michigan St.	6	22	1010	45.91	91	9.10	1	40.86
Washington	7	20	891	44.55	184	16.73	1	34.35
Indiana	7	19	828	43.58	17	4.25	0	42.68
Oregon	7	19	817	43.00	0	0.00	1	41.95
Illinois	6	18	730	40.56	17	8.50	0	39.61
Ohio St.	6	17	727	42.76	36	7.20	0	40.65
Penn St.	6	15	634	42.27	26	13.00	1	39.20



**2024-25 Big Ten Football
Extended Team Leaders
In Conference games**

PUNT RETURN AVG

Team	G	No	Yards	TD	Long	Avg.
Northwestern	6	8	147	1	72	18.38
Iowa	7	11	191	1	85	17.36
UCLA	7	3	46	0	18	15.33
Illinois	6	7	102	0	37	14.57
Indiana	7	17	230	0	65	13.53
Minnesota	7	10	118	0	60	11.8
Michigan	7	10	97	0	19	9.7
Maryland	6	5	44	0	17	8.8
Rutgers	6	5	42	0	15	8.4
Washington	7	6	48	0	25	8
Wisconsin	6	10	63	0	15	6.3
Southern California	7	8	50	0	20	6.25
Ohio St.	6	5	30	0	10	6
Oregon	7	8	47	0	21	5.88
Penn St.	6	9	43	0	14	4.78
Michigan St.	6	1	4	0	4	4
Nebraska	6	5	17	0	8	3.4
Purdue	6	6	18	0	14	3

KICK RETURNS

Team	G	No.	Yards	TD	Long	Avg.
Iowa	7	17	404	0	39	23.76
Northwestern	6	15	364	0	96	24.27
Minnesota	7	13	245	0	27	18.85
Washington	7	12	309	0	50	25.75
Southern California	7	12	266	0	80	22.17
Nebraska	6	12	173	0	40	14.42
Michigan	7	11	225	0	37	20.45
UCLA	7	10	187	0	24	18.70
Penn St.	6	10	205	0	27	20.50
Wisconsin	6	7	203	0	74	29.00
Ohio St.	6	6	81	0	18	13.50
Michigan St.	6	6	97	0	27	16.17
Maryland	6	6	104	0	33	17.33
Purdue	6	5	76	0	22	15.20
Illinois	6	5	95	0	27	19.00
Oregon	7	3	62	0	26	20.67
Indiana	7	2	27	0	14	13.50
Rutgers	6	1	18	0	18	18.00

PUNT RETURNS

Team	G	No	Yards	TD	Long	Avg.
Indiana	7	17	230	0	65	13.53
Iowa	7	11	191	1	85	17.36
Wisconsin	6	10	63	0	15	6.3
Minnesota	7	10	118	0	60	11.8
Michigan	7	10	97	0	19	9.7
Penn St.	6	9	43	0	14	4.78
Southern California	7	8	50	0	20	6.25
Oregon	7	8	47	0	21	5.88
Northwestern	6	8	147	1	72	18.38
Illinois	6	7	102	0	37	14.57
Washington	7	6	48	0	25	8
Purdue	6	6	18	0	14	3
Rutgers	6	5	42	0	15	8.4
Ohio St.	6	5	30	0	10	6
Nebraska	6	5	17	0	8	3.4
Maryland	6	5	44	0	17	8.8
UCLA	7	3	46	0	18	15.33
Michigan St.	6	1	4	0	4	4

KICK RETURN YARDS

Team	G	No.	Yards	TD	Long	Avg.
Iowa	7	17	404	0	39	23.76
Northwestern	6	15	364	0	96	24.27
Washington	7	12	309	0	50	25.75
Southern California	7	12	266	0	80	22.17
Minnesota	7	13	245	0	27	18.85
Michigan	7	11	225	0	37	20.45
Penn St.	6	10	205	0	27	20.50
Wisconsin	6	7	203	0	74	29.00
UCLA	7	10	187	0	24	18.70
Nebraska	6	12	173	0	40	14.42
Maryland	6	6	104	0	33	17.33
Michigan St.	6	6	97	0	27	16.17
Illinois	6	5	95	0	27	19.00
Ohio St.	6	6	81	0	18	13.50
Purdue	6	5	76	0	22	15.20
Oregon	7	3	62	0	26	20.67
Indiana	7	2	27	0	14	13.50
Rutgers	6	1	18	0	18	18.00



**2024-25 Big Ten Football
Extended Team Leaders
In Conference games**

PUNT RETURN YARDS

Team	G	No	Yards	TD	Long	Avg.
Indiana	7	17	230	0	65	13.53
Iowa	7	11	191	1	85	17.36
Northwestern	6	8	147	1	72	18.38
Minnesota	7	10	118	0	60	11.8
Illinois	6	7	102	0	37	14.57
Michigan	7	10	97	0	19	9.7
Wisconsin	6	10	63	0	15	6.3
Southern California	7	8	50	0	20	6.25
Washington	7	6	48	0	25	8
Oregon	7	8	47	0	21	5.88
UCLA	7	3	46	0	18	15.33
Maryland	6	5	44	0	17	8.8
Penn St.	6	9	43	0	14	4.78
Rutgers	6	5	42	0	15	8.4
Ohio St.	6	5	30	0	10	6
Purdue	6	6	18	0	14	3
Nebraska	6	5	17	0	8	3.4
Michigan St.	6	1	4	0	4	4

KICK RETURN TDS

Team	G	No.	Yards	TD	Long	Avg.
Wisconsin	6	7	203	0	74	29.00
Washington	7	12	309	0	50	25.75
UCLA	7	10	187	0	24	18.70
Southern California	7	12	266	0	80	22.17
Rutgers	6	1	18	0	18	18.00
Purdue	6	5	76	0	22	15.20
Penn St.	6	10	205	0	27	20.50
Oregon	7	3	62	0	26	20.67
Ohio St.	6	6	81	0	18	13.50
Northwestern	6	15	364	0	96	24.27
Nebraska	6	12	173	0	40	14.42
Minnesota	7	13	245	0	27	18.85
Michigan St.	6	6	97	0	27	16.17
Michigan	7	11	225	0	37	20.45
Maryland	6	6	104	0	33	17.33
Iowa	7	17	404	0	39	23.76
Indiana	7	2	27	0	14	13.50
Illinois	6	5	95	0	27	19.00

PUNT RETURN TDS

Team	G	No	Yards	TD	Long	Avg.
Northwestern	6	8	147	1	72	18.38
Iowa	7	11	191	1	85	17.36
Wisconsin	6	10	63	0	15	6.3
Washington	7	6	48	0	25	8
UCLA	7	3	46	0	18	15.33
Southern California	7	8	50	0	20	6.25
Rutgers	6	5	42	0	15	8.4
Purdue	6	6	18	0	14	3
Penn St.	6	9	43	0	14	4.78
Oregon	7	8	47	0	21	5.88
Ohio St.	6	5	30	0	10	6
Nebraska	6	5	17	0	8	3.4
Minnesota	7	10	118	0	60	11.8
Michigan St.	6	1	4	0	4	4
Michigan	7	10	97	0	19	9.7
Maryland	6	5	44	0	17	8.8
Indiana	7	17	230	0	65	13.53
Illinois	6	7	102	0	37	14.57



**2024-25 Big Ten Football
Extended Team Leaders
In Conference games**

KICKOFF RETURNS

Team	G	No	Yards	TD	Long	Avg.
Iowa	7	38	1556	0	39	40.95
Penn St.	6	32	1310	0	27	40.94
Wisconsin	6	31	1268	0	74	40.9
Ohio St.	6	36	1466	0	18	40.72
Michigan	7	31	1261	0	37	40.68
Maryland	6	26	1054	0	33	40.54
Nebraska	6	23	932	0	40	40.52
Northwestern	6	27	1087	0	96	40.26
Minnesota	7	36	1440	0	27	40
Indiana	7	49	1958	0	14	39.96
Purdue	6	20	794	0	22	39.7
UCLA	7	30	1189	0	24	39.63
Illinois	6	26	1030	0	27	39.62
Oregon	7	47	1827	0	26	38.87
Southern California	7	38	1468	0	80	38.63
Michigan St.	6	26	1004	0	27	38.62
Rutgers	6	24	902	0	18	37.58
Washington	7	33	1194	0	50	36.18



**2024-25 Big Ten Football
Extended Team Leaders
In Conference games**

INTERCEPTION RETURN AVG

Team	G	No.	Yards	TD	Long	Avg.
Northwestern	6	3	130	1	85	43.33
Southern California	7	5	132	1	55	26.40
UCLA	7	6	157	2	96	26.17
Maryland	6	5	116	0	51	23.20
Indiana	7	8	166	1	78	20.75
Penn St.	6	5	101	2	31	20.20
Ohio St.	6	5	100	0	45	20.00
Nebraska	6	5	99	1	35	19.80
Washington	7	7	110	0	35	15.71
Illinois	6	3	47	0	27	15.67
Michigan St.	6	5	58	0	36	11.60
Rutgers	6	2	23	0	23	11.50
Michigan	7	4	43	1	42	10.75
Iowa	7	11	107	0	32	9.73
Minnesota	7	9	79	1	45	8.78
Wisconsin	6	2	8	0	8	4.00
Oregon	7	7	15	0	12	2.14
Purdue	6	4	0	0	0	0.00

FUMBLE RETURNS

Team	G	No.	Yards	TD	Long	Avg.
Wisconsin	6	6	0	0	0	0.00
Washington	7	2	0	0	0	0.00
UCLA	7	1	12	0	12	12.00
Southern California	7	5	0	0	0	0.00
Rutgers	6	3	3	0	3	1.00
Purdue	6	1	16	1	16	16.00
Penn St.	6	2	9	0	9	4.50
Oregon	7	5	0	1	0	0.00
Ohio St.	6	5	19	1	11	3.80
Northwestern	6	5	2	1	2	0.40
Nebraska	6	2	0	0	0	0.00
Minnesota	7	3	0	0	0	0.00
Michigan St.	6	0	0	0	0	0.00
Michigan	7	4	21	0	18	5.25
Maryland	6	3	0	0	0	0.00
Iowa	7	4	0	0	0	0.00
Indiana	7	4	0	0	0	0.00
Illinois	6	2	3	0	3	1.50

INTERCEPTION RETURNS

Team	G	No.	Yards	TD	Long	Avg.
Iowa	7	11	107	0	32	9.73
Minnesota	7	9	79	1	45	8.78
Indiana	7	8	166	1	78	20.75
Washington	7	7	110	0	35	15.71
Oregon	7	7	15	0	12	2.14
UCLA	7	6	157	2	96	26.17
Southern California	7	5	132	1	55	26.40
Penn St.	6	5	101	2	31	20.20
Ohio St.	6	5	100	0	45	20.00
Nebraska	6	5	99	1	35	19.80
Michigan St.	6	5	58	0	36	11.60
Maryland	6	5	116	0	51	23.20
Purdue	6	4	0	0	0	0.00
Michigan	7	4	43	1	42	10.75
Northwestern	6	3	130	1	85	43.33
Illinois	6	3	47	0	27	15.67
Wisconsin	6	2	8	0	8	4.00
Rutgers	6	2	23	0	23	11.50

FUMBLE RETURN YARDS

Team	G	No.	Yards	TD	Long	Avg.
Michigan	7	4	21	0	18	5.25
Ohio St.	6	5	19	1	11	3.80
Purdue	6	1	16	1	16	16.00
UCLA	7	1	12	0	12	12.00
Penn St.	6	2	9	0	9	4.50
Rutgers	6	3	3	0	3	1.00
Illinois	6	2	3	0	3	1.50
Northwestern	6	5	2	1	2	0.40
Wisconsin	6	6	0	0	0	0.00
Washington	7	2	0	0	0	0.00
Southern California	7	5	0	0	0	0.00
Oregon	7	5	0	1	0	0.00
Nebraska	6	2	0	0	0	0.00
Minnesota	7	3	0	0	0	0.00
Michigan St.	6	0	0	0	0	0.00
Maryland	6	3	0	0	0	0.00
Iowa	7	4	0	0	0	0.00
Indiana	7	4	0	0	0	0.00



**2024-25 Big Ten Football
Extended Team Leaders
In Conference games**

INTERCEPTION RET YARDS

Team	G	No.	Yards	TD	Long	Avg.
Indiana	7	8	166	1	78	20.75
UCLA	7	6	157	2	96	26.17
Southern California	7	5	132	1	55	26.40
Northwestern	6	3	130	1	85	43.33
Maryland	6	5	116	0	51	23.20
Washington	7	7	110	0	35	15.71
Iowa	7	11	107	0	32	9.73
Penn St.	6	5	101	2	31	20.20
Ohio St.	6	5	100	0	45	20.00
Nebraska	6	5	99	1	35	19.80
Minnesota	7	9	79	1	45	8.78
Michigan St.	6	5	58	0	36	11.60
Illinois	6	3	47	0	27	15.67
Michigan	7	4	43	1	42	10.75
Rutgers	6	2	23	0	23	11.50
Oregon	7	7	15	0	12	2.14
Wisconsin	6	2	8	0	8	4.00
Purdue	6	4	0	0	0	0.00

FUMBLE RETURN TDS

Team	G	No.	Yards	TD	Long	Avg.
Purdue	6	1	16	1	16	16.00
Oregon	7	5	0	1	0	0.00
Ohio St.	6	5	19	1	11	3.80
Northwestern	6	5	2	1	2	0.40
Wisconsin	6	6	0	0	0	0.00
Washington	7	2	0	0	0	0.00
UCLA	7	1	12	0	12	12.00
Southern California	7	5	0	0	0	0.00
Rutgers	6	3	3	0	3	1.00
Penn St.	6	2	9	0	9	4.50
Nebraska	6	2	0	0	0	0.00
Minnesota	7	3	0	0	0	0.00
Michigan St.	6	0	0	0	0	0.00
Michigan	7	4	21	0	18	5.25
Maryland	6	3	0	0	0	0.00
Iowa	7	4	0	0	0	0.00
Indiana	7	4	0	0	0	0.00
Illinois	6	2	3	0	3	1.50

INTERCEPTION RETURN TDS

Team	G	No.	Yards	TD	Long	Avg.
UCLA	7	6	157	2	96	26.17
Penn St.	6	5	101	2	31	20.20
Southern California	7	5	132	1	55	26.40
Northwestern	6	3	130	1	85	43.33
Nebraska	6	5	99	1	35	19.80
Minnesota	7	9	79	1	45	8.78
Michigan	7	4	43	1	42	10.75
Indiana	7	8	166	1	78	20.75
Wisconsin	6	2	8	0	8	4.00
Washington	7	7	110	0	35	15.71
Rutgers	6	2	23	0	23	11.50
Purdue	6	4	0	0	0	0.00
Oregon	7	7	15	0	12	2.14
Ohio St.	6	5	100	0	45	20.00
Michigan St.	6	5	58	0	36	11.60
Maryland	6	5	116	0	51	23.20
Iowa	7	11	107	0	32	9.73
Illinois	6	3	47	0	27	15.67

FUMBLE RECOVERED

Team	G	No.	Yards	TD	Long	Avg.
Wisconsin	6	6	0	0	0	0.00
Southern California	7	5	0	0	0	0.00
Oregon	7	5	0	1	0	0.00
Ohio St.	6	5	19	1	11	3.80
Northwestern	6	5	2	1	2	0.40
Michigan	7	4	21	0	18	5.25
Iowa	7	4	0	0	0	0.00
Indiana	7	4	0	0	0	0.00
Rutgers	6	3	3	0	3	1.00
Minnesota	7	3	0	0	0	0.00
Maryland	6	3	0	0	0	0.00
Washington	7	2	0	0	0	0.00
Penn St.	6	2	9	0	9	4.50
Nebraska	6	2	0	0	0	0.00
Illinois	6	2	3	0	3	1.50
UCLA	7	1	12	0	12	12.00
Purdue	6	1	16	1	16	16.00
Michigan St.	6	0	0	0	0	0.00



**2024-25 Big Ten Football
Extended Team Leaders
In Conference games**

FUMBLE RETURN AVG

Team	G	No.	Yards	TD	Long	Avg.
Purdue	6	1	16	1	16	16.00
UCLA	7	1	12	0	12	12.00
Michigan	7	4	21	0	18	5.25
Penn St.	6	2	9	0	9	4.50
Ohio St.	6	5	19	1	11	3.80
Illinois	6	2	3	0	3	1.50
Rutgers	6	3	3	0	3	1.00
Northwestern	6	5	2	1	2	0.40
Wisconsin	6	6	0	0	0	0.00
Washington	7	2	0	0	0	0.00
Southern California	7	5	0	0	0	0.00
Oregon	7	5	0	1	0	0.00
Nebraska	6	2	0	0	0	0.00
Minnesota	7	3	0	0	0	0.00
Michigan St.	6	0	0	0	0	0.00
Maryland	6	3	0	0	0	0.00
Iowa	7	4	0	0	0	0.00
Indiana	7	4	0	0	0	0.00

TURNOVER MARGIN

Team	Lost			Gained			Margin	Per/G	
	G	Fum	Int	Tot	Fum	Int			Tot
Iowa	7	3	5	8	4	11	15	7	1.00
Oregon	7	1	5	6	5	7	12	6	0.86
Minnesota	7	3	3	6	3	9	12	6	0.86
Indiana	7	2	5	7	4	8	12	5	0.71
Washington	7	2	5	7	2	7	9	2	0.29
Ohio St.	6	4	4	8	5	5	10	2	0.33
Penn St.	6	2	4	6	2	5	7	1	0.17
Northwestern	6	2	5	7	5	3	8	1	0.17
Rutgers	6	0	5	5	3	2	5	0	0.00
Michigan	7	6	3	9	4	4	8	-1	-0.14
Purdue	6	4	3	7	1	4	5	-2	-0.33
Wisconsin	6	3	8	11	6	2	8	-3	-0.50
Southern California	7	4	9	13	5	5	10	-3	-0.43
Nebraska	6	2	8	10	2	5	7	-3	-0.50
UCLA	7	3	8	11	1	6	7	-4	-0.57
Maryland	6	5	7	12	3	5	8	-4	-0.67
Illinois	6	6	3	9	2	3	5	-4	-0.67
Michigan St.	6	5	6	11	0	5	5	-6	-1.00

FIRST DOWNS

Team	G	Rush	Pass	Pen	Total	Avg/G
Oregon	7	67	84	13	164	23.43
Southern California	7	48	101	9	158	22.57
Indiana	7	56	90	12	158	22.57
Washington	7	53	81	8	142	20.29
Minnesota	7	41	82	19	142	20.29
Penn St.	6	52	69	10	131	21.83
Maryland	6	28	84	18	130	21.67
Illinois	6	49	62	15	126	21
UCLA	7	38	74	11	123	17.57
Ohio St.	6	53	65	4	122	20.33
Nebraska	6	48	55	17	120	20
Wisconsin	6	56	52	8	116	19.33
Rutgers	6	46	55	14	115	19.17
Michigan St.	6	48	58	9	115	19.17
Iowa	7	62	38	9	109	15.57
Michigan	7	57	43	8	108	15.43
Purdue	6	35	49	6	90	15
Northwestern	6	31	39	8	78	13

3RD-DOWN CONVERSIONS

Team	G	Conv.	Att.	Pct.
Oregon	7	48	90	53.33
Penn St.	6	38	74	51.35
Indiana	7	38	79	48.1
Minnesota	7	45	96	46.88
Southern California	7	44	94	46.81
Illinois	6	34	73	46.58
Iowa	7	38	85	44.71
UCLA	7	37	86	43.02
Ohio St.	6	31	74	41.89
Nebraska	6	37	91	40.66
Maryland	6	37	92	40.22
Michigan St.	6	30	77	38.96
Wisconsin	6	30	79	37.97
Michigan	7	35	95	36.84
Washington	7	31	88	35.23
Rutgers	6	32	91	35.16
Purdue	6	26	75	34.67
Northwestern	6	23	80	28.75



**2024-25 Big Ten Football
Extended Team Leaders
In Conference games**

1ST DOWNS RUSHING

Team	G	Rush	Pass	Pen	Total	Avg/G
Oregon	7	67	84	13	164	23.43
Iowa	7	62	38	9	109	15.57
Michigan	7	57	43	8	108	15.43
Wisconsin	6	56	52	8	116	19.33
Indiana	7	56	90	12	158	22.57
Washington	7	53	81	8	142	20.29
Ohio St.	6	53	65	4	122	20.33
Penn St.	6	52	69	10	131	21.83
Illinois	6	49	62	15	126	21
Southern California	7	48	101	9	158	22.57
Nebraska	6	48	55	17	120	20
Michigan St.	6	48	58	9	115	19.17
Rutgers	6	46	55	14	115	19.17
Minnesota	7	41	82	19	142	20.29
UCLA	7	38	74	11	123	17.57
Purdue	6	35	49	6	90	15
Northwestern	6	31	39	8	78	13
Maryland	6	28	84	18	130	21.67

OPT 3RD-DN CONVERT

Team	G	Conv.	Att.	Pct.
Oregon	7	27	87	31.03
Ohio St.	6	23	73	31.51
Southern California	7	31	95	32.63
Indiana	7	32	93	34.41
Penn St.	6	29	81	35.8
Nebraska	6	28	74	37.84
Wisconsin	6	33	84	39.29
Northwestern	6	32	80	40
Iowa	7	36	90	40
Rutgers	6	33	80	41.25
Michigan	7	43	97	44.33
Minnesota	7	43	95	45.26
Washington	7	44	94	46.81
Maryland	6	39	81	48.15
Illinois	6	37	76	48.68
Michigan St.	6	39	79	49.37
Purdue	6	36	71	50.7
UCLA	7	49	89	55.06

1ST DOWNS PASSING

Team	G	Rush	Pass	Pen	Total	Avg/G
Southern California	7	48	101	9	158	22.57
Indiana	7	56	90	12	158	22.57
Oregon	7	67	84	13	164	23.43
Maryland	6	28	84	18	130	21.67
Minnesota	7	41	82	19	142	20.29
Washington	7	53	81	8	142	20.29
UCLA	7	38	74	11	123	17.57
Penn St.	6	52	69	10	131	21.83
Ohio St.	6	53	65	4	122	20.33
Illinois	6	49	62	15	126	21
Michigan St.	6	48	58	9	115	19.17
Rutgers	6	46	55	14	115	19.17
Nebraska	6	48	55	17	120	20
Wisconsin	6	56	52	8	116	19.33
Purdue	6	35	49	6	90	15
Michigan	7	57	43	8	108	15.43
Northwestern	6	31	39	8	78	13
Iowa	7	62	38	9	109	15.57

4TH-DOWN CONVERSIONS

Team	G	Conv.	Att.	Pct.
Minnesota	7	5	6	83.33
Michigan	7	9	12	75
Ohio St.	6	10	14	71.43
Oregon	7	7	10	70
UCLA	7	6	9	66.67
Northwestern	6	6	9	66.67
Penn St.	6	4	7	57.14
Wisconsin	6	5	9	55.56
Southern California	7	5	9	55.56
Indiana	7	6	11	54.55
Iowa	7	2	4	50
Washington	7	9	19	47.37
Michigan St.	6	4	9	44.44
Rutgers	6	7	17	41.18
Nebraska	6	5	14	35.71
Maryland	6	6	18	33.33
Illinois	6	4	12	33.33
Purdue	6	1	10	10



**2024-25 Big Ten Football
Extended Team Leaders
In Conference games**

1ST DOWNS BY PENALTY

Team	G	Rush	Pass	Pen	Total	Avg/G
Minnesota	7	41	82	19	142	20.29
Maryland	6	28	84	18	130	21.67
Nebraska	6	48	55	17	120	20
Illinois	6	49	62	15	126	21
Rutgers	6	46	55	14	115	19.17
Oregon	7	67	84	13	164	23.43
Indiana	7	56	90	12	158	22.57
UCLA	7	38	74	11	123	17.57
Penn St.	6	52	69	10	131	21.83
Southern California	7	48	101	9	158	22.57
Michigan St.	6	48	58	9	115	19.17
Iowa	7	62	38	9	109	15.57
Wisconsin	6	56	52	8	116	19.33
Washington	7	53	81	8	142	20.29
Northwestern	6	31	39	8	78	13
Michigan	7	57	43	8	108	15.43
Purdue	6	35	49	6	90	15
Ohio St.	6	53	65	4	122	20.33

OPP 4TH-DN CONVERT

Team	G	Conv.	Att.	Pct.
Ohio St.	6	2	9	22.22
Indiana	7	5	21	23.81
Northwestern	6	5	13	38.46
UCLA	7	2	5	40
Oregon	7	6	15	40
Illinois	6	4	10	40
Minnesota	7	4	9	44.44
Nebraska	6	6	13	46.15
Michigan	7	4	8	50
Washington	7	6	10	60
Maryland	6	3	5	60
Iowa	7	6	10	60
Southern California	7	14	23	60.87
Penn St.	6	8	13	61.54
Wisconsin	6	5	8	62.5
Rutgers	6	7	9	77.78
Purdue	6	7	9	77.78
Michigan St.	6	7	9	77.78

OPPONENT 1ST DOWNS

Team	G	Rush	Pass	Pen	Total	Avg/G
Ohio St.	6	36	45	8	89	14.83
Penn St.	6	43	47	8	98	16.33
Wisconsin	6	55	45	6	106	17.67
Nebraska	6	37	57	13	107	17.83
Oregon	7	40	61	12	113	16.14
Michigan St.	6	38	71	9	118	19.67
Indiana	7	41	63	15	119	17
Northwestern	6	43	74	6	123	20.5
Rutgers	6	49	70	8	127	21.17
Minnesota	7	49	73	11	133	19
Michigan	7	52	71	10	133	19
Illinois	6	61	66	6	133	22.17
Washington	7	68	52	14	134	19.14
Maryland	6	45	75	14	134	22.33
Iowa	7	59	70	7	136	19.43
UCLA	7	43	79	23	145	20.71
Southern California	7	54	80	15	149	21.29
Purdue	6	55	82	13	150	25



**2024-25 Big Ten Football
Extended Team Leaders
In Conference games**

SACKS BY

Team	G	No.	Yards	Avg/G
Michigan	7	21	137	3
Indiana	7	21	163	3
Oregon	7	20	113	2.86
Penn St.	6	18	131	3
Ohio St.	6	17	95	2.83
Illinois	6	17	127	2.83
Nebraska	6	16	102	2.67
UCLA	7	12	70	1.71
Rutgers	6	12	83	2
Minnesota	7	12	89	1.71
Iowa	7	11	76	1.57
Southern California	7	10	64	1.43
Purdue	6	10	77	1.67
Northwestern	6	10	61	1.67
Maryland	6	9	56	1.5
Wisconsin	6	8	60	1.33
Washington	7	5	40	0.71
Michigan St.	6	1	9	0.17

KICKOFF COVERAGE

Team	G	No	Yards	Avg.	Ret.	TB	NetAvg
Iowa	7	38	2459	64.71	207	22	39.61
Penn St.	6	32	2067	64.59	182	23	40.22
Wisconsin	6	31	1991	64.23	132	20	39.29
Ohio St.	6	36	2310	64.17	85	26	43.86
Michigan	7	31	1982	63.94	46	18	42.16
Maryland	6	26	1615	62.12	100	14	43.31
Nebraska	6	23	1453	63.17	136	13	41.52
Northwestern	6	27	1712	63.41	183	16	35.11
Minnesota	7	36	2288	63.56	44	28	37.31
Indiana	7	49	2987	60.96	479	10	53.88
Purdue	6	20	1248	62.4	80	13	42.35
UCLA	7	30	1894	63.13	130	15	42.07
Illinois	6	26	1658	63.77	115	18	40.12
Oregon	7	47	2927	62.28	127	33	41.17
Southern California	7	38	2447	64.39	222	25	40.95
Michigan St.	6	26	1599	61.5	180	14	42.96
Rutgers	6	24	1401	58.38	275	6	51.38
Washington	7	33	1927	58.39	418	9	42.21

SACKS AGAINST

Team	G	No.	Yards	Avg/G
Oregon	7	3	30	0.43
Wisconsin	6	4	16	0.67
Penn St.	6	6	30	1
Southern California	7	8	51	1.14
Ohio St.	6	8	48	1.33
Indiana	7	8	64	1.14
Michigan	7	10	66	1.43
Iowa	7	10	60	1.43
Northwestern	6	11	76	1.83
Rutgers	6	13	87	2.17
Maryland	6	13	112	2.17
UCLA	7	16	107	2.29
Minnesota	7	16	103	2.29
Purdue	6	18	127	3
Washington	7	19	119	2.71
Nebraska	6	20	151	3.33
Illinois	6	23	134	3.83
Michigan St.	6	24	172	4

RED ZONE OFFENSE

Team	G	Scores	Pct.	TDs	(R-P)	FGs	TurnO
Minnesota	7	24 - 24	100.00	17	7 - 10	7 - 7	0
Indiana	7	36 - 37	97.30	31	15 - 16	5 - 5	0
Ohio St.	6	22 - 23	95.65	19	7 - 12	3 - 3	1
Iowa	7	21 - 22	95.45	17	14 - 3	4 - 4	0
Southern California	7	20 - 23	86.96	18	7 - 11	2 - 2	3
Oregon	7	29 - 34	85.29	25	13 - 12	4 - 4	4
Penn St.	6	21 - 25	84.00	15	10 - 5	6 - 6	3
Maryland	6	16 - 20	80.00	13	6 - 7	3 - 3	4
UCLA	7	15 - 19	78.95	7	2 - 5	8 - 8	3
Northwestern	6	11 - 14	78.57	6	5 - 1	5 - 6	2
Illinois	6	18 - 23	78.26	12	5 - 7	6 - 7	4
Michigan	7	14 - 18	77.78	9	5 - 4	5 - 6	2
Wisconsin	6	17 - 22	77.27	15	12 - 3	2 - 3	3
Rutgers	6	16 - 21	76.19	12	7 - 5	4 - 5	4
Washington	7	22 - 29	75.86	13	7 - 6	9 - 13	3
Purdue	6	13 - 18	72.22	7	3 - 4	6 - 10	1
Michigan St.	6	13 - 19	68.42	8	3 - 5	5 - 6	5
Nebraska	6	15 - 22	68.18	12	7 - 5	3 - 5	5



**2024-25 Big Ten Football
Extended Team Leaders
In Conference games**

PENALTIES

Team	G	No.	Yards	Avg/G
Rutgers	6	23	166	27.67
Iowa	7	21	212	30.29
Illinois	6	27	198	33
Michigan	7	27	245	35
Ohio St.	6	21	215	35.83
Wisconsin	6	30	223	37.17
Oregon	7	35	269	38.43
Penn St.	6	27	248	41.33
Washington	7	37	291	41.57
Minnesota	7	37	296	42.29
Michigan St.	6	34	275	45.83
Indiana	7	35	327	46.71
Northwestern	6	34	294	49
Southern California	7	45	357	51
Purdue	6	33	318	53
Nebraska	6	43	344	57.33
Maryland	6	43	398	66.33
UCLA	7	58	505	72.14

RED ZONE DEFENSE

Team	G	Scores	Pct.	TDs	(R-P)	FGs	TurnO
Ohio St.	6	9 - 17	52.94	4	2 - 2	5 - 7	6
Penn St.	6	9 - 14	64.29	5	1 - 4	4 - 5	4
Oregon	7	16 - 22	72.73	10	5 - 5	6 - 7	5
Northwestern	6	21 - 28	75.00	14	8 - 6	7 - 7	5
Iowa	7	18 - 23	78.26	13	2 - 11	5 - 6	3
Rutgers	6	18 - 22	81.82	16	10 - 6	2 - 5	1
Washington	7	19 - 23	82.61	15	10 - 5	4 - 4	3
Michigan	7	25 - 30	83.33	18	8 - 10	7 - 9	3
Wisconsin	6	16 - 19	84.21	12	7 - 5	4 - 6	1
Indiana	7	16 - 19	84.21	10	6 - 4	6 - 6	3
Minnesota	7	17 - 20	85.00	12	7 - 5	5 - 5	2
Illinois	6	20 - 23	86.96	15	8 - 7	5 - 6	2
Southern California	7	24 - 27	88.89	16	13 - 3	8 - 8	3
Nebraska	6	17 - 19	89.47	14	4 - 10	3 - 4	1
UCLA	7	26 - 29	89.66	23	14 - 9	3 - 3	2
Michigan St.	6	23 - 25	92.00	20	9 - 11	3 - 3	2
Maryland	6	23 - 25	92.00	18	8 - 10	5 - 5	1
Purdue	6	26 - 28	92.86	21	13 - 8	5 - 7	0

OPPONENT PENALTIES

Team	G	No.	Yards	Avg/G
Maryland	6	45	405	67.5
Nebraska	6	36	357	59.5
Illinois	6	38	326	54.33
Purdue	6	35	323	53.83
Oregon	7	44	357	51
Minnesota	7	35	344	49.14
Iowa	7	41	338	48.29
Rutgers	6	37	289	48.17
Indiana	7	38	322	46
Wisconsin	6	36	271	45.17
UCLA	7	33	277	39.57
Penn St.	6	30	237	39.5
Washington	7	30	265	37.86
Southern California	7	35	263	37.57
Michigan St.	6	25	220	36.67
Michigan	7	34	252	36
Northwestern	6	20	179	29.83
Ohio St.	6	18	156	26



**2024-25 Big Ten Football
Extended Team Leaders
In Conference games**

TIME OF POSSESSION

Team	G	Total possession	Avg/G
Ohio St.	6	190:49	31:48
Nebraska	6	190:15	31:43
Michigan St.	6	188:05	31:21
Penn St.	6	187:26	31:14
UCLA	7	218:22	31:12
Maryland	6	186:15	31:02
Southern California	7	215:41	30:49
Washington	7	212:18	30:20
Oregon	7	212:13	30:19
Minnesota	7	210:35	30:05
Michigan	7	210:13	30:02
Indiana	7	210:04	30:01
Rutgers	6	176:40	29:26
Wisconsin	6	171:30	28:35
Illinois	6	169:13	28:12
Purdue	6	168:56	28:10
Northwestern	6	168:54	28:09
Iowa	7	192:51	27:33



**2024-25 Big Ten Football
Conference Active Individual Leaders
In Conference games**

RUSHING (Minimum Games Played Pct. 75%, 10 Rushing Attempts/Game)

#	Player	G	Att.	Yds	Avg.	TD	Lg	Avg/g
---	--------	---	------	-----	------	----	----	-------

PASSING AVG/GAME (Minimum Games Played Pct. 75%)

#	Player	G	Comp-att-int	Yds	TD	Avg/g
---	--------	---	--------------	-----	----	-------

PASS EFFICIENCY (Minimum Games Played Pct. 75%, 15 Total Passes/Game)

#	Player	G	Comp-att-int	Yds	TD	Eff.
---	--------	---	--------------	-----	----	------

RECEPTIONS/GAME (Minimum Games Played Pct. 75%)

#	Player	G	No.	Yds	TD	Lg	Yds/g	Rec/g
---	--------	---	-----	-----	----	----	-------	-------

RECEIVE YDS/GAME (Minimum Games Played Pct. 75%)

#	Player	G	No.	Yds	TD	Long	Avg/c	Yds/g
---	--------	---	-----	-----	----	------	-------	-------

ALL PURPOSE (Minimum Games Played Pct. 75%)

#	Player	G	Rush	Rcv	PR	KR	Yds	Avg/g
---	--------	---	------	-----	----	----	-----	-------

PUNTING (Minimum Games Played Pct. 75%, 3.6 Punts/Game)

#	Player	G	No.	Yds	Lg	I20	50+	TB	Avg.
---	--------	---	-----	-----	----	-----	-----	----	------

FIELD GOALS (Minimum Games Played Pct. 75%)

#	Player	G	Made	Att.	Long	Pct.	Avg.
---	--------	---	------	------	------	------	------

FIELD GOAL PCT (Minimum Games Played Pct. 75%)

#	Player	G	Made	Att.	Long	Pct.
---	--------	---	------	------	------	------

PAT KICKING PCT (Minimum Games Played Pct. 75%)

#	Player	G	Made	Att.	Pct.
---	--------	---	------	------	------

TOTAL OFFENSE (Minimum Games Played Pct. 75%)

#	Player	G	Rush	Pass	Plays	Total	Yds/g
---	--------	---	------	------	-------	-------	-------

SCORING (Minimum Games Played Pct. 75%)

#	Player	G	TD	FG	XPT	2XP	Pts	Pts/g
---	--------	---	----	----	-----	-----	-----	-------

SCORING (TDs) (Minimum Games Played Pct. 75%, 1 Touchdowns)

#	Player	G	Run	Rec	Ret	Pts	Avg/g
---	--------	---	-----	-----	-----	-----	-------

SCORING (KICK) (Minimum Games Played Pct. 75%)

#	Player	G	PAT	FG	Pts	Avg/g
---	--------	---	-----	----	-----	-------

PUNT RETURN AVG (Minimum Games Played Pct. 75%)

#	Player	G	No.	Yds	TD	Long	Avg.
---	--------	---	-----	-----	----	------	------

KICK RETURN AVG (Minimum Games Played Pct. 75%)

#	Player	G	No.	Yds	TD	Long	Avg.
---	--------	---	-----	-----	----	------	------



2024-25 Big Ten Football
Conference Active Individual Leaders
In Conference games

TACKLES (All positions) (Minimum Games Played Pct. 75%)

#	Player	G	Pos	Solo	Ast	Total	Avg/g
---	--------	---	-----	------	-----	-------	-------

SACKS (Minimum Games Played Pct. 75%)

#	Player	G	Pos	Solo	Ast	Total	Avg/g
---	--------	---	-----	------	-----	-------	-------

TACKLES FOR LOSS (Minimum Games Played Pct. 75%, 1.25 Total Tackles For Loss/Game)

#	Player	G	Pos	Solo	Ast	Total	Avg/g
---	--------	---	-----	------	-----	-------	-------



**2024-25 Big Ten Football
Conference Active Individual Leaders
In Conference games**

FUMBLES FORCED (Minimum Games Played Pct. 75%)

#	Player	G	No.	Avg/g
---	--------	---	-----	-------

FUMBLES RECOVERED (Minimum Games Played Pct. 75%)

#	Player	G	No.	Avg/g
---	--------	---	-----	-------

PASSES DEFENDED (Minimum Games Played Pct. 75%)

#	Player	G	Brup	Int.	Total	Avg/g
---	--------	---	------	------	-------	-------

INTERCEPTIONS (Minimum Games Played Pct. 75%)

#	Player	G	No.	Yds	TD	Long	Avg/g
---	--------	---	-----	-----	----	------	-------