


# 2015 BIG TEN FOOTBALL MEDIA GUIDE

## EAST DIVISION



## WEST DIVISION



**BIG LIFE. BIG STAGE. BIG TEN.**

# TABLE OF CONTENTS

## CONTENTS

Media Information .....	2
Big Ten Conference History .....	3
Commissioner James E. Delany .....	4
Big Life. Big Stage. Big Ten. ....	5
Big Ten Football Championship Game .....	6
Big Ten Football Awards .....	7
Big Ten and Bowl Schedules .....	8
<b>2015 TEAM CAPSULES .....</b>	<b>9-24</b>
<b>WEST DIVISION .....</b>	<b>9-16</b>
Illinois Fighting Illini .....	10
Iowa Hawkeyes .....	11
Minnesota Golden Gophers .....	12
Nebraska Cornhuskers .....	13
Northwestern Wildcats .....	14
Purdue Boilermakers .....	15
Wisconsin Badgers .....	16
<b>EAST DIVISION .....</b>	<b>17-24</b>
Indiana Hoosiers .....	18
Maryland Terrapins .....	19
Michigan Wolverines .....	20
Michigan State Spartans .....	21
Ohio State Buckeyes .....	22
Penn State Nittany Lions .....	23
Rutgers Scarlet Knights .....	24
<b>2014 SEASON IN REVIEW .....</b>	<b>25-36</b>
2014 in Review .....	25
All-Big Ten Teams and Award Winners .....	26
Individual & Team Stats - All Games .....	27-31
Individual & Team Stats - Conference Games .....	32-36
<b>BIG TEN FOOTBALL CHAMPIONSHIP GAME .....</b>	<b>37-44</b>
2014 Championship Game Recap .....	37
Championship Game History .....	38-39
Championship Game Records .....	40-44
<b>BOWL GAMES .....</b>	<b>45-56</b>
College Football Playoff .....	45
Rose Bowl Game .....	46
Big Ten Bowls .....	47-48
College Football Playoff Bowls .....	49
Bowl Game History .....	50-56
<b>COACHING RECORDS .....</b>	<b>57-63</b>
Current Coaches Year-by-Year Records .....	57-58
All Coaches Records by School .....	59-62
All-Time Coaching Records .....	63
<b>RECORDS .....</b>	<b>64-100</b>
Individual Records - All Games .....	64-76
Team Records - All Games .....	77-80
Individual Records - Conference Games .....	81-84
Team Records - Conference Games .....	84-87
Annual Statistical Champions - Individual .....	88-93
Annual Statistical Champions - Team .....	94-100
<b>HISTORY .....</b>	<b>101-112</b>
Big Ten in the Polls .....	101-102
Big Ten and National Championships .....	103
Series Records .....	104
Attendance Figures .....	105
All-Time Conference Standings .....	106-112
<b>HONORS .....</b>	<b>113-149</b>
Individual National Honors .....	113-114
Consensus All-Americans .....	115-116
College Football Hall of Fame Selections .....	117
Big Ten Medal of Honor .....	118-119
Individual Big Ten Honors .....	120-122
First-Team All-Big Ten .....	123-128
Most Valuable Players .....	129-133
All-Time Academic All-Big Ten .....	134-140
All-Time Academic All-Americans .....	141-142
Big Ten Players of the Week .....	143-149

## THE BIG TEN CONFERENCE

### Headquarters and Conference Center

5440 Park Place • Rosemont, Illinois 60018 • Phone: 847-696-1010

### New York City Office

900 Third Avenue, 36th Floor • New York, N.Y., 10022 • Phone: 212-243-3290

Website: [bigten.org](http://bigten.org)

Facebook: [/BigTenConference](https://www.facebook.com/BigTenConference)

Twitter: [@BigTenConf](https://twitter.com/BigTenConf), [@Big10football](https://twitter.com/Big10football)

### BIG TEN STAFF – ROSEMONT

**Commissioner:** James E. Delany

**Deputy Commissioner, CFO/COO:** Brad Traviolia

**Deputy Commissioner, Public Affairs:** Diane Dietz

**Senior Associate Commissioner, Television Administration:** Mark Rudner

**Associate Commissioner, Championships:** Wendy Fallen

**Associate Commissioner, Communications:** Scott Chipman

**Associate Commissioner, Football and Basketball Operations:** Andrea Williams

**Associate Commissioner, Men's Basketball:** Rick Boyages

**Associate Commissioner, Policy:** Chad Hawley

**Associate Commissioner, Technology:** Mike McComiskey

**Assistant Commissioner, Branding:** Robin Jentes

**Assistant Commissioner, Compliance:** TBD

**Controller:** Julie Suderman

**Director, Accounting:** TBD

**Director, Building Services:** Brenda Hilton

**Director, Human Resources:** Kimberly Smith

**Director, Information Technology:** Brandon Winbush

**Director, Video Services:** Tony Buyniski

**Associate Director, Communications:** Adam Augustine

**Associate Director, Communications:** Brett McWethy

**Associate Director, Football and Basketball Operations:** Eddie Thiebe

**Assistant Director, Championships:** Mabrie Hermann

**Assistant Director, Championships:** TBD

**Assistant Director, Communications:** Bryson Jones

**Assistant Director, Communications:** Katie Kane

**Assistant Director, Compliance:** Kristina Minor

**Assistant Director, Video Services:** Matt Braunscheidel

**Building Manager:** W.T. Robinson

**Executive Assistant to the Commissioner:** Barbara Greenbaum

**Executive Assistant:** Sandra Morgan

**Administrative Assistant:** Linda Arnold

**Administrative Assistant:** Sue Immekus

**Administrative Assistant:** Janelle McDaniel

**Administrative Assistant:** Mary Jo O'Donohue

**Administrative Assistant:** Madeline Russell

**Bob Hammel Communications Intern:** Mary Kate Campbell

**Branding Intern:** Ketrill Marshall

**C.D. Henry Intern:** Marcy Silva

**Video Intern:** Satvik Patel

**Video Intern:** TBD

### BIG TEN STAFF – NEW YORK

**Director, Branding:** Jade Burroughs

**Director, Championships:** Jessica Palermo

**Director, Compliance:** Kerry Kenny

**Administrative Assistant:** Alec Fisher

### COORDINATORS OF OFFICIALS

**Baseball:** Rich Fetchiet

**Field Hockey:** Jane Hansen

**Football:** Bill Carollo

**Ice Hockey:** Steve Piotrowski

**Men's Basketball:** Rick Boyages

**Soccer:** Steve Siomos

**Softball:** Sally Walker

**Volleyball:** Marcia Alterman

**Women's Basketball:** Patty Broderick

**Wrestling:** Mike Allen

### BIG TEN SPORTS PROPERTIES

**General Manager:** Scott Bailey

**Account Executive:** Matt Ryan

**Manager, Client Services:**

Libby McCormick

**Marketing Assistant:**

Trevor Bittenbender

## CREDITS

The 2015 Big Ten Conference football media guide, Volume 33, is produced by the Big Ten Conference office, James E. Delany, Commissioner. Information and photographs for this publication were supplied by the athletic communications offices of Big Ten member institutions. A special thanks is extended to all those who assisted on this project, especially the Big Ten communications directors and their staffs, who were invaluable to the completion of this guide.

**Designed and produced by:** Scott Chipman, Adam Augustine, Brett McWethy, Katie Kane and Mary Kate Campbell.

# MEDIA INFORMATION

Dear media member:

Welcome to the 2015 college football season! The Big Ten Conference would like to thank those media members who have covered Big Ten football over the years and would like to welcome those new to our conference. This media guide is intended to assist in the media's coverage of Big Ten football.

As always, please feel free to contact us if you have any questions or need assistance. We look forward to working with you this season!

## COMMUNICATIONS SERVICES

### Big Ten Football Media Days

Each year, prior to the start of the football season, the Big Ten conducts its annual Football Media Days and Kickoff Luncheon presented by Allstate and BMW. The 2015 Big Ten Football Media Days and 44th annual Kickoff Luncheon will be held at the Hyatt Regency McCormick Place from July 30-31. As in the past, all Big Ten head coaches and multiple players from each team will be available for interviews over this two-day period. For more information about the Big Ten Football Media Days and Kickoff Luncheon, contact the Big Ten Communications office.

### Big Ten Football Championship Game

The 2015 Big Ten Football Championship Game will be held at Lucas Oil Stadium in Indianapolis on Saturday, Dec. 5, and will be televised by FOX. The Big Ten will conduct a media teleconference with the two participating head coaches on Sunday, Nov. 29. Another media teleconference with select players from each school will be held on Monday, Nov. 30. A press conference featuring both participating head coaches will be held at Lucas Oil Stadium on Friday, Dec. 4. Credential application information and other details will be sent out in October.

### Website

Weekly releases, daily updates, statistics and standings for Big Ten football, along with information and audio for the weekly coaches teleconference, will be available online at [bigten.org](http://bigten.org).

### Social Media

For real-time updates, follow us on Twitter @BigTenConf and @B1Gfootball. You can also become an online fan of the Big Ten by searching "Big Ten Conference" from your Facebook page.

### E-mail Service

Information on Big Ten football will be emailed throughout the year to accredited media. The Big Ten utilizes a media email list website which requires that media fill out an application online to receive media emails. Once the information is submitted, media can control and adjust their own accounts to only receive the information they need. Media may also remove themselves from the media email list if necessary. For the media email list website address, contact Adam Augustine at the Big Ten office.

### Collegepressbox.com

Collegepressbox.com is the official media website for Big Ten Conference football. Access and download weekly game notes, quotes, statistics, media guides, headshots, logos and more for the conference and each of its member schools. Login information will be distributed to accredited media or you can apply for a password by sending an e-mail to [password@collegepressbox.com](mailto:password@collegepressbox.com).

### Weekly Coaches Teleconference

The Big Ten Conference football coaches participate in a weekly media teleconference on Tuesdays from 11 a.m. - 12:52 p.m. CT. Contact the Big Ten Communications office for the phone number and weekly passcode.

11:00 a.m. – Pat Fitzgerald, Northwestern  
11:08 a.m. – Jim Harbaugh, Michigan  
11:16 a.m. – Paul Chryst, Wisconsin  
11:24 a.m. – Mike Riley, Nebraska  
11:32 a.m. – Mark Dantonio, Michigan State  
11:40 a.m. – Kirk Ferentz, Iowa  
11:48 a.m. – Jerry Kill, Minnesota  
11:56 a.m. – Kyle Flood, Rutgers  
12:04 p.m. – Tim Beckman, Illinois  
12:12 p.m. – Randy Edsall, Maryland  
12:20 p.m. – Darrell Hazell, Purdue  
12:28 p.m. – James Franklin, Penn State  
12:36 p.m. – Urban Meyer, Ohio State  
12:44 p.m. – Kevin Wilson, Indiana

### Weekly Awards

Big Ten Football Players of the Week are selected in four categories: offensive, defensive, special teams and freshman. Award winners are chosen by a vote of the Big Ten Communications staff from nominations supplied by the schools' communications offices. The Big Ten office will announce weekly football award winners on Mondays.

### Postseason Awards

In football, coaches and a media panel choose All-Conference teams (first, second and honorable mention). The Big Ten will also hand out 18 individual awards based on votes from coaches, media and administrators. A full list of the awards can be found on Page 7 of the media guide. The Big Ten Medal of Honor is awarded to one male and female student from each graduating class and recognizes both academic and athletic success. The Big Ten also names one Sportsmanship Award honoree from each institution. These students become candidates for the Big Ten Outstanding Sportsmanship Award, as the conference honors one male and one female from each institution at the end of the school year. Academic All-Big Ten teams are named for every sport. The teams are composed of all letterwinners who are in at least their second academic year at their institution and carry a cumulative grade-point average (GPA) of 3.0 or higher. The conference office also presents the Distinguished Scholar Award at the end of each academic year. Students eligible for the Distinguished Scholar Award must be letterwinners in at least their second year in residence at their institution. Qualifying students must have earned a GPA of 3.7 or higher for the current academic year, excluding summer school.

## BIG TEN MEDIA CONTACTS



**SCOTT CHIPMAN**  
Associate Commissioner  
Office: 847-696-1010  
Cell: 630-936-6005  
[schipman@bigten.org](mailto:schipman@bigten.org)



**KERRY KENNY**  
Media Inquiries  
Office: 212-243-3290  
Cell: 267-229-9792  
[kkenny@bigten.org](mailto:kkenny@bigten.org)



**ADAM AUGUSTINE**  
Associate Director  
Football, Hockey, Tennis  
Office: 847-696-1010  
Cell: 608-215-4391  
[aagustine@bigten.org](mailto:aagustine@bigten.org)



**BRETT McWETHY**  
Associate Director  
Men's Basketball, Golf,  
Lacrosse  
Office: 847-696-1010  
Cell: 815-751-1015  
[bmcwethy@bigten.org](mailto:bmcwethy@bigten.org)



**BRYSON JONES**  
Assistant Director  
Baseball, Field Hockey,  
Gymnastics, Rowing,  
Volleyball  
Office: 847-696-1010  
Cell: 678-523-5924  
[bjones@bigten.org](mailto:bjones@bigten.org)



**KATIE KANE**  
Assistant Director  
Women's Basketball,  
Cross Country, Softball  
Office: 847-696-1010  
Cell: 630-398-9991  
[kkane@bigten.org](mailto:kkane@bigten.org)



**MARY KATE CAMPBELL**  
Bob Hammel  
Communications Intern  
Soccer, Swimming & Diving,  
Track & Field, Wrestling  
Office: 847-696-1010  
[mcampbell@bigten.org](mailto:mcampbell@bigten.org)

# BIG TEN CONFERENCE HISTORY

Known as one of intercollegiate sports' most successful undertakings, the Big Ten is home to a lineage of legendary names and an ongoing tradition of developing strong leaders. Even in its infancy, the conference established itself as the preeminent collection of institutions in the nation, where the pursuit of academic excellence prevailed as the definitive goal.

The history of the Big Ten traces back 120 years to the Palmer House hotel in Chicago, where on January 11, 1895, then-Purdue president James H. Smart and leaders from the University of Chicago, University of Illinois, University of Michigan, University of Minnesota, Northwestern University and University of Wisconsin set out to organize and develop principles for the regulation of intercollegiate athletics.

At that meeting, a blueprint for the administration of college athletics under the direction of appointed faculty representatives was outlined. The presidents' first known action "restricted eligibility for athletics to bonafide, full-time students who were not delinquent in their studies." That important legislation, along with other legislation that would follow in the coming years, served as the primary building block for intercollegiate athletics.

On February 8, 1896, one faculty member from each of those seven universities met at the same Palmer House and officially established the mechanics of the conference, which was officially incorporated as the "Intercollegiate Conference Athletic Association" in 1905.

Indiana University and the State University of Iowa became the eighth and ninth members in 1899. In 1908, Michigan briefly withdrew its membership, and in 1912 Ohio State University joined the conference, bringing its membership total back to nine. Upon Michigan's return in 1917, the conference was first referred to as the "Big Ten" by media members, and that name was eventually incorporated in 1987.

As the 1900s opened, faculty representatives established rules for intercollegiate athletics that were novel for the time. As early as 1904, the faculty approved legislation that required eligible athletes to meet entrance requirements and to have completed a full year's work, along with having one year of residence.

In 1901, the first Big Ten Championship event was staged when the outdoor track and field championships were held at the University of Chicago. The debut event marked what is now a staple of conference competition. Today, the Big Ten sponsors 28 official sports, 14 for men and 14 for women, including the addition of men's ice hockey and men's and women's lacrosse the last two years. Big Ten schools compete in a total of 42 different sports, furthering the conference's commitment to broad-based programming and providing more participation opportunities than any conference in the country.

One of the conference's proudest traditions began in 1902 when Michigan took on Stanford in the Rose Bowl, the nation's first bowl game. Big Ten teams only appeared in Pasadena twice before the conference signed an exclusive contract with the Tournament of Roses in 1946, making it the first bowl game with permanent conference affiliations. But Michigan's appearance in 1902 cultivated a relationship that has endured for more than a century. In January 2014, Michigan State defeated Stanford in the 100th Rose Bowl Game.

Coupling the academic goals set forth by the leaders of the charter members of the conference and their steadfast commitment to athletics, the conference instituted the Big Ten Medal of Honor in 1915. It is awarded annually by each conference institution to a student of the graduating class who has attained the greatest proficiency in scholarship and athletics. It is the most prestigious honor a student competing in Big Ten athletics can receive.

In 1922, Major John L. Griffith became the conference's first "Commissioner of Athletics." Griffith was the first of five men to assume the role of commissioner in the conference's history, followed by Kenneth L. "Tug" Wilson in 1945, Bill Reed in 1961, Wayne Duke in 1971 and current commissioner James E. Delany in 1989.

After nearly 30 years with 10 members, the conference consolidated to nine schools when the University of Chicago formally withdrew its membership in 1946. Michigan State College (now Michigan State University) was added to the Big Ten three years later, bringing the number of affiliated conference schools to 10 once again.

In 1955, the Big Ten formulated a revenue-sharing model designed to pool all football television rights of its members and share those proceeds equally. The conference and its members continue to utilize a revenue-sharing model, dividing media rights, bowl payouts and other profits among all conference institutions.

While academics have always played an integral role in the conference, presidents of the Big Ten member institutions formalized the primacy of academics with the establishment of the Committee on Institutional Cooperation (CIC) in 1958. The CIC was formed as an academic consortium of all Big Ten universities and founding conference member Chicago. In 2013, the 15 schools currently constituting the CIC produced over \$10 billion in funded research, \$4 billion more than any other conference.



In one of Duke's first actions as commissioner, he oversaw the adoption of the Big Ten Advisory Commission in 1972, designed to study conference programs and make suggestions which would further Big Ten objectives. The Advisory Commission enlists former students that competed in Big Ten athletics to serve as liaisons to the NCAA's Diversity and Inclusion Department, the Big Ten Student-Athlete Advisory Commission and other organizations.

In 1981, the conference presidents and chancellors endorsed a proposal that enabled universities to affiliate their women's intercollegiate programs with the conference, and the first conference championships for women were staged that fall. The Big Ten was the first conference to voluntarily adopt male and female participation goals after launching its Gender Equity Action Plan in 1992.

In December of 1989, the conference agreed in principle to invite Pennsylvania State University for membership. On June 4, 1990, the Council of Presidents officially voted to integrate Penn State into the conference, giving the Big Ten 11 members.

In 2004, the Big Ten implemented a pilot program of instant replay for college football. Following the season, the conference forwarded replay proposals to the NCAA regarding the future use of instant replay, where it approved country-wide testing in 2005. In 2006, the NCAA approved the use of instant replay for all conferences.

In 2006, Delany announced the creation of the first conference-owned television network, a 20-year agreement with FOX Networks to create what would become the Big Ten Network (BTN). Launched on Aug. 30, 2007, BTN now produces more than 1,000 events across all platforms each year. BTN is in more than 60 million homes in the U.S. and Canada via the nation's major cable, satellite and telco providers and more than 300 additional cable operators across the country. BTN2Go is the digital extension of BTN, delivering live and on-demand programming to computers, smartphones and tablets and also is accessible outside the U.S., Canada and the Caribbean via BTN2Go International.

On June 11, 2010, the Big Ten Council of Presidents/Chancellors (COP/C) approved a formal membership application by the University of Nebraska, expanding the conference to 12 institutions. Nebraska officially joined the Big Ten on July 1, 2011.

The conference expanded its footprint further in 2012 when the COP/C approved formal membership applications from the University of Maryland and Rutgers University on November 19 and 20, respectively. Maryland and Rutgers became official Big Ten members on July 1, 2014, giving the conference almost 9,500 students participating in intercollegiate athletics and more than 11,000 participation opportunities on 350 teams.

On June 3, 2013, the Big Ten announced that Johns Hopkins University had been accepted as the conference's first sport affiliate member. Johns Hopkins' addition in men's lacrosse gave the Big Ten six institutions sponsoring the sport, allowing the debut of men's lacrosse as an official conference sport and building on the Big Ten's tradition of broad-based sports competition. On June 17, 2015, the conference announced that Johns Hopkins was accepted as a sport affiliate member for women's lacrosse beginning with the 2016-17 academic year.

In the fall of 2013, the Big Ten opened a new conference headquarters and meeting center in Rosemont, Ill. The newly constructed building is located 10 minutes from O'Hare Airport and has been designed to fully service the needs of more than 350 meetings annually for Big Ten and CIC related committees and coaches groups. The new headquarters also features an interactive digital museum - the Big Ten Experience - which opened to the public on June 7, 2014, and brings the conference's storied academic and athletic history to life. For more information on the Big Ten Experience, go to [bigten.org](http://bigten.org).

In June 2014, the Big Ten opened a second office in New York City, featuring both office and meeting space in Midtown Manhattan. Three Big Ten staff members are based in the New York City office to provide expanded coverage and service, while other conference and institutional administrators utilize the space as necessary when conducting business on the East Coast. The Big Ten and its member institutions also have access to satellite office space in Washington, D.C.

Delany and his staff work to meet the educational needs of students competing in intercollegiate athletics to allow them to excel in all areas of their lives. The conference office manages 28 different championships and tournaments, offers legislative and compliance services, oversees the production and distribution of nearly 1,400 events annually, provides staff services to coaching and administrative personnel and services media and fans interest for information on the Big Ten.

More than 120 years after its inception, the Big Ten remains a national leader in intercollegiate athletics on and off the field. Big Ten programs have combined to win more than 450 team and 1,800 individual national championships, consistently taking home individual honors for athletic and academic accomplishments and fulfilling the Big Ten's mission of academic achievement and athletic success.



# COMMISSIONER JAMES E. DELANY



Only the Big Ten's fifth commissioner since its founding in 1896, James E. Delany is in his 27th year with the conference. He has led the Big Ten through significant periods of growth that have helped the conference maintain its preeminent position as one of the nation's leaders in providing quality academic and athletic experiences for young men and women.

The Big Ten has grown to 14 member institutions during Delany's tenure, including the additions of Penn State in 1991, Nebraska in 2011 and Maryland and Rutgers in 2014. With the conference's footprint now stretching from the

Colorado border to the Atlantic Ocean and more than five million alumni across the country, Delany continues to work toward strengthening traditional relationships while building a presence in a new region.

The Big Ten maintains offices in Rosemont, Ill., and New York City, with satellite office space in Washington, D.C. Big Ten events are scheduled to be held throughout the country, with the football championship game in Indianapolis and basketball tournaments held in Chicago, Indianapolis, New York City and Washington, D.C. The baseball tournament returns to Omaha, Neb., while the hockey tournaments are held in Saint Paul, Minn., and Detroit, Mich. In addition, the Big Ten features the largest and most diverse postseason football lineup in conference history, with 16 potential bowl destinations spread across the nation.

Under Delany's guidance, the Big Ten has been a national leader in providing opportunities for students to earn a degree while competing in intercollegiate athletics, maintaining broad-based programming, supporting gender equity and continued innovation. The Big Ten will administer over \$200 million in direct financial support to almost 9,500 students for more than 11,000 participation opportunities on 350 teams in 42 different sports. The Big Ten introduced men's ice hockey and men's and women's lacrosse as official conference sports in the last two years, with Johns Hopkins University becoming the conference's first sport affiliate member for men's and women's lacrosse. The Big Ten now sponsors 28 official sports, more than every conference except the Ivy League.

Under Delany, the Big Ten has been a champion for Title IX. The conference was the first to voluntarily adopt participation goals for female students competing in intercollegiate athletics as the Big Ten initiated the Gender Equity Action Plan in 1992. The Big Ten leads all conferences with more than 4,300 female students playing sports and features more than 700 televised or streamed women's athletic events. Big Ten women's teams have claimed more than 115 national titles.

The Big Ten also developed the first collegiate football version of instant replay, which was implemented during the 2004 season. The conference has applied numerous initiatives under Delany's leadership, including Sportsmanship Awards

beginning in 2003 and Postgraduate Scholarships starting with the 2012-13 academic year. In the summer of 2012, the Big Ten announced a partnership with the Ivy League to study the effects of head injuries in sports.

The Big Ten has seen unprecedented levels of national television coverage during Delany's tenure, highlighted by the creation of the Big Ten Network (BTN). Launched in August 2007 as a joint-venture with FOX, BTN was the first national conference-owned television network. Delany has also negotiated media agreements with ABC, CBS Sports and ESPN, while FOX serves as the official broadcast partner of the Big Ten Football Championship Game. Through these agreements, nearly 1,400 events are produced and distributed annually.

Big Ten teams have won national championships in 27 different sports since Delany joined the conference, including at least seven titles in each of the last seven academic years and a Big Ten record of 10 in 2014-15. The top 10 single-season football attendance records have been established in his tenure, while men's basketball has led the country in attendance for the last 39 seasons through the 2014-15 campaign. Each year more than 11 million patrons attend Big Ten home contests, as the conference leads the nation in attendance for hockey, volleyball and wrestling in addition to men's basketball. The Big Ten has also added tournaments for men's and women's basketball, men's ice hockey and men's and women's lacrosse, as well as challenge series with various conferences.

Delany and the Big Ten have been active in the community, creating the school outreach program SCORE (Success Comes Out of Reading Everyday). For more than 25 years, the conference has partnered with Chicago elementary schools to improve reading performance. The Big Ten has also established numerous community programs surrounding its men's and women's basketball tournaments and football championship game.

The 67-year old Delany is a native of South Orange, N.J. He received his undergraduate degree in political science from the University of North Carolina in 1970 and juris doctorate degree from the University of North Carolina School of Law in 1973. At UNC, Delany was a three-year member of the varsity basketball team, serving as tri-captain in 1970 and twice participating in NCAA Final Four competition. In September 2012, Delany received the UNC Distinguished Alumni Award.

After earning his law degree, Delany served as counsel for the North Carolina Senate Judiciary Committee from 1973 to 1974, and was staff attorney for the North Carolina Justice Department from 1974 to 1975.

Delany's distinguished career in administering intercollegiate athletics began at the NCAA where he was employed as an enforcement representative from 1975-79. For the next decade, he served as commissioner of the Ohio Valley Conference before joining the Big Ten in 1989. In October 2014, Delany and the Big Ten were presented the Torch of Liberty Award by the Anti-Defamation League in honor of the conference's commitment to diversity, equality and opportunity for more than a century.

<p><b>Personal Information</b></p> <p>Full name: James Edward "Jim" Delany            Hometown: South Orange, New Jersey            Wife: Catherine "Kitty" Fisher Delany            Children: Newman and James Chancellor</p>	<p><b>Legal Experience</b></p> <p>1973-74 North Carolina Senate            Judiciary Committee Counsel            1974-75 North Carolina Justice Department            Staff Attorney</p>	<p><b>Boards and Committees</b></p> <p>BTN Board of Directors            Collegiate Commissioners Association (CCA)            National Football Foundation Board of Directors            Various NCAA and CCA committees and working groups</p>
<p><b>Education</b></p> <p>High School: St. Benedict's Preparatory,            Newark, New Jersey            College: University of North Carolina, 1970            Chapel Hill, North Carolina            Bachelor of Arts, Political Science            Graduate: University of North Carolina, 1973            Juris Doctorate</p>	<p><b>Athletic Administration Experience</b></p> <p>1975-79 NCAA Enforcement Representative            1979-89 Ohio Valley Conference Commissioner            1989-present Big Ten Conference Commissioner</p> <p><b>Hall of Fame Inductions</b></p> <p>St. Benedict's Preparatory Hall of Fame            Ohio Valley Conference Hall of Fame            Newark, N.J. Hall of Fame            Chicagoland Hall of Fame</p>	
<p><b>Playing Experience</b></p> <p>1967-70 North Carolina varsity basketball team            Two-time participant in the NCAA Final Four            1969-70 Tri-captain of UNC varsity basketball team</p>		

# BIG LIFE. BIG STAGE. BIG TEN.



## Big Life. Big Stage. Big Ten.

Since its inception in 1896, the pursuit and attainment of academic excellence has been a priority for every Big Ten member institution. But maintaining the conference's standard of competing at the highest level in athletics also endures as an important component of the Big Ten experience. Striking that balance between academics and athletics is integral to the Big Ten's identity. Recognized as one of intercollegiate sports' most successful undertakings, the Big Ten strives for success from its students not only on the field and in the classroom, but around the world as well.

### PREMIER ACADEMIC INSTITUTIONS

The Committee on Institutional Cooperation (CIC) is an academic consortium of all 14 Big Ten universities and the University of Chicago, which is widely considered to be the model for effective and voluntary collaboration among top research universities.

Every CIC institution ranks among the top 78 universities in the nation according to the 2014 Academic Ranking of World Universities, including six in the top 25.

The Big Ten leads all conferences with more than 1,600 Academic All-Americans, including 45 honorees during the 2014-15 academic year.

CIC schools had over \$10 billion in 2013 funded research, \$4 billion more than any other conference.

### A HISTORY OF ATHLETIC SUCCESS

Big Ten schools earned 10 team national championships in 2014-15, breaking the previous conference single-season record of nine national titles in 1999-2000.

In the last two academic years, current Big Ten institutions have claimed 17 team national championships in 12 different sports.

Over the last 10 years, current Big Ten institutions have won 78 team national titles in 23 different sports, including at least seven in each of the last seven academic years.

### BROAD-BASED PROGRAMMING

The Big Ten will administer over \$200 million in direct financial support to almost 9,500 students competing in intercollegiate athletics for more than 11,000 participation opportunities on 350 teams in 42 different sports.

The Big Ten sponsors 28 official conference sports, 14 for men and 14 for women, including the addition of men's ice hockey and men's and women's lacrosse the last two years.

The Big Ten leads the nation in total students competing in intercollegiate athletics and participation opportunities, and sponsors more official sports than all conferences except the Ivy League.

Almost 1,400 Big Ten competitors have participated in the Olympics, winning more than 600 medals, including nearly 300 gold.

### PASSIONATE FOLLOWING

The Big Ten leads all conferences with 5.7 million alumni and nearly 580,000 students.

Each year more than 11 million patrons attend Big Ten home contests, as the conference leads the nation in attendance for men's basketball, hockey, volleyball and wrestling.

### LEADERS IN INNOVATION

Took part in the nation's first bowl game, winning the 1902 Rose Bowl Game, and signed an exclusive contract with the Tournament of Roses in 1946, making it the first bowl with permanent conference affiliations.

Awarded the first Big Ten Medal of Honor in 1915, honoring outstanding seniors who demonstrated excellence in academics and athletics.

Formed the Big Ten Advisory Commission in 1972, enlisting former students that competed in conference athletics to serve as liaisons to the NCAA's Diversity and Inclusion Department, the Big Ten Student-Athlete Advisory Commission and other organizations.

Became the first conference to voluntarily adopt male and female participation goals after launching its Gender Equity Action Plan in 1992.

Implemented the first collegiate football system of instant replay in 2004, which the NCAA approved for use among all conferences in 2006.

Launched the Big Ten Network (BTN) in 2007, the first national conference-owned television network.

Began partnering with the Ivy League to study the effects of head injuries in sports in 2012.

Accepted Johns Hopkins University as the conference's first sport affiliate members in men's and women's lacrosse in 2013 and 2015, respectively.

### EXTENSIVE TELEVISION EXPOSURE

Through the Big Ten's media agreements with BTN, ABC/ESPN, CBS and FOX, nearly 1,400 Big Ten events are produced and distributed nationally and globally on an annual basis.

BTN is in more than 60 million homes across the United States and Canada. BTN2Go is BTN's digital extension, delivering live and on-demand programming to computers, smartphones and tablets. BTN Plus within BTN2Go streams hundreds of additional events each season.

### COMMUNITY INVOLVEMENT

For more than 25 years, through the Big Ten's SCORE (Success Comes Out of Reading Everyday) program, the conference has partnered with Chicago elementary schools to improve reading performance.

Surrounding the Big Ten Football Championship Game and Basketball Tournaments, the conference holds numerous community initiatives, such as the Big Ten Career Expo, SaturDAY of Service and Officiating and Youth Football Clinics. In addition, the Big Ten has hosted a downtown 5K, collaborated with a local breast cancer awareness group and provided unique event experiences for the Wounded Warrior Project.

# BIG TEN FOOTBALL CHAMPIONSHIP GAME



The 2015 Big Ten Football Championship Game will kick off from Lucas Oil Stadium in Indianapolis at 8:17 p.m. ET on December 5, 2015.

The winner of the East Division will meet the winner of the West Division, with the game's victor earning the Big Ten Championship and a chance to play in one of the six bowls that comprise the College Football Playoff, including the Rose Bowl Game.

FOX will serve as the official broadcast partner of the Big Ten Football Championship Games through 2016, and Lucas Oil Stadium will host the title games through 2021.

Tickets for the 2015 Big Ten Football Championship Game will go on sale Saturday, August 1 at Noon ET. Tickets can be purchased through Ticketmaster at [www.ticketmaster.com](http://www.ticketmaster.com) or by calling (800) 745-3000. Tickets and VIP premium ticket packages can also be reserved at [bigten.teamtix.com](http://bigten.teamtix.com), a ticket reservation system launched by the Big Ten in partnership with Forward Market Media and BTN. Go to [bigten.org](http://bigten.org) for more information.

## CHAMPIONSHIP GAME QUICK FACTS

**Date:** Saturday, Dec. 5, 2015

**Time:** 8:17 p.m. ET

**Television:** FOX

**Site:** Indianapolis, Ind.

**Facility:** Lucas Oil Stadium

**Surface:** FieldTurf

**Capacity:** 66,700





# BIG TEN FOOTBALL AWARDS

The Big Ten will continue to honor its past while recognizing its current standouts at the conclusion of the 2015 campaign. The Big Ten's enhanced football awards program presents 18 individual trophies in addition to the Big Ten Championship trophy, bearing the names of one or two former standouts. The distinguished names on these football awards honor just a small sampling of the countless students and coaches who have contributed to the conference's rich and storied history.

Seventeen of the honors will be awarded immediately following the regular season, including awards for the best quarterback, running back, receiver, tight end, offensive lineman, defensive lineman, linebacker, defensive back, kicker and punter. Each of these individual position awards features the names of two former players.

The Big Ten will also continue to honor the conference's top coaches, offensive and defensive players and linemen and freshmen with end-of-year trophies. Big Ten coaches have the opportunity to claim two awards. Media voters will select the Dave McClain Coach of the Year, which has been awarded since 1972, while coaches vote for the Hayes-Schembechler Coach of the Year award. The top offensive player will receive the Graham-George Offensive Player of the Year award, the best defensive player will be awarded the Nagurski-Woodson Defensive Player of the Year award and the best first-year standout will receive the Thompson-Randle El Freshman of the Year award.

The winner of the Big Ten Football Championship Game will receive the Amos Alonzo Stagg Championship Trophy, while the most outstanding player in the game will be awarded the Grange-Griffin Championship Game MVP award. The conference also created two postcollegiate awards - the Ford-Kinnick Leadership Award and the Dungy-Thompson Humanitarian Award.

The full list of awards, along with a breakdown of the former standouts appearing in each award's name, appears to the right.

NAME OF AWARD	NAMED FOR
<b>Championship Game Awards</b>	
Amos Alonzo Stagg Championship Trophy	Amos Alonzo Stagg, Chicago
Grange-Griffin Championship Game MVP <i>(media vote only)</i>	Harold Edward "Red" Grange, Illinois Archie Griffin, Ohio State
<b>Postcollegiate Awards</b> <i>(vote by school administrators)</i>	
Ford-Kinnick Leadership Award	Gerald R. Ford, Michigan Nile Kinnick, Iowa
Dungy-Thompson Humanitarian Award	Tony Dungy, Minnesota Anthony Thompson, Indiana
<b>Annual Awards</b> <i>(combined vote by coaches and media, unless otherwise noted)</i>	
Graham-George Offensive Player of the Year	Otto Graham, Northwestern Eddie George, Ohio State
Nagurski-Woodson Defensive Player of the Year	Bronislaw "Bronko" Nagurski, Minnesota Charles Woodson, Michigan
Hayes-Schembechler Coach of the Year <i>(coaches vote only)</i>	Wayne Woodrow "Woody" Hayes, Ohio State Glenn Edward "Bo" Schembechler, Michigan
Dave McClain Coach of the Year <i>(media vote only)</i>	Dave McClain, Wisconsin
Thompson-Randle El Freshman of the Year	Darrell Thompson, Minnesota Antwaan Randle El, Indiana
Rimington-Pace Offensive Lineman of the Year	Dave Rimington, Nebraska Orlando Pace, Ohio State
Smith-Brown Defensive Lineman of the Year	Charles Aaron "Bubba" Smith, Michigan State Courtney Brown, Penn State
Griese-Brees Quarterback of the Year	Bob Griese, Purdue Drew Brees, Purdue
Ameche-Dayne Running Back of the Year	Alan Ameche, Wisconsin Ron Dayne, Wisconsin
Tatum-Woodson Defensive Back of the Year	Jack Tatum, Ohio State Rod Woodson, Purdue
Butkus-Fitzgerald Linebacker of the Year	Dick Butkus, Illinois Pat Fitzgerald, Northwestern
Richter-Howard Receiver of the Year	Pat Richter, Wisconsin Desmond Howard, Michigan
Kwalick-Clark Tight End of the Year	Ted Kwalick, Penn State Dallas Clark, Iowa
Bakken-Andersen Kicker of the Year	Jim Bakken, Wisconsin Morten Andersen, Michigan State
Eddleman-Fields Punter of the Year	Thomas Dwight "Dike" Eddleman, Illinois Brandon Fields, Michigan State

**WEST DIVISION**



**EAST DIVISION**





# BIG TEN AND BOWL SCHEDULES

2015 Big Ten Football Schedule														
WEST DIVISION								EAST DIVISION						
	Illinois	Iowa	Minnesota	Nebraska	Northwestern	Purdue	Wisconsin	Indiana	Maryland	Michigan	Michigan State	Ohio State	Penn State	Rutgers
Sept. 5	Sept. 4 Kent State	Illinois State	Sept. 3 TCU	Brigham Young	Stanford	Sept. 6 at Marshall	vs. Alabama (Arlington, TX)	Southern Illinois	Richmond	Sept. 3 at Utah	Sept. 4 at Western Michigan	Sept. 7 at Virginia Tech	at Temple	Norfolk State
Sept. 12	Western Illinois	at Iowa State	at Colorado State	South Alabama	Eastern Illinois	Indiana State	Miami (Ohio)	Florida International	Bowling Green	Oregon State	Oregon	Hawaii	Buffalo	Washington State
Sept. 19	at North Carolina	Pittsburgh	Kent State	at Miami (Fla.)	at Duke	Virginia Tech	Troy	Western Kentucky	South Florida	UNLV	Air Force	Northern Illinois	Rutgers	at Penn State
Sept. 26	Middle Tennessee State	North Texas	Ohio	Southern Mississippi	Ball State	Bowling Green	Hawaii	at Wake Forest	at West Virginia	Brigham Young	Central Michigan	Western Michigan	San Diego State	Kansas
Oct. 3	Nebraska	at Wisconsin	at Northwestern	at Illinois	Minnesota	at Michigan State	Iowa	Ohio State	Michigan	at Maryland	Purdue	at Indiana	Army	
Oct. 10	at Iowa	Illinois	at Purdue	Wisconsin	at Michigan	Minnesota	at Nebraska	at Penn State	at Ohio State	Northwestern	at Rutgers	Maryland	Indiana	Michigan State
Oct. 17		at Northwestern	Nebraska	at Minnesota	Iowa	at Wisconsin	Purdue	Rutgers		Michigan State	at Michigan	Penn State	at Ohio State	at Indiana
Oct. 24	Wisconsin			Northwestern	at Nebraska		at Illinois	at Michigan State	Penn State (Baltimore, MD)		Indiana	at Rutgers	at Maryland (Baltimore, MD)	Ohio State
Oct. 31	at Penn State	Maryland	Michigan	at Purdue		Nebraska	Rutgers		at Iowa	at Minnesota			Illinois	at Wisconsin
Nov. 7	at Purdue	at Indiana	at Ohio State	Michigan State	Penn State	Illinois	at Maryland	Iowa	Wisconsin	Rutgers	at Nebraska	Minnesota	at Northwestern	at Michigan
Nov. 14	Ohio State	Minnesota	at Iowa	at Rutgers	Purdue	at Northwestern		Michigan	at Michigan State	at Indiana	Maryland	at Illinois		Nebraska
Nov. 21	at Minnesota	Purdue	Illinois		at Wisconsin	at Iowa	Northwestern	at Maryland	Indiana	at Penn State	at Ohio State	Michigan State	Michigan	at Army
Nov. 28	Northwestern (Chicago, IL)	Nov. 27 at Nebraska	Wisconsin	Nov. 27 Iowa	at Illinois (Chicago, IL)	Indiana	at Minnesota	at Purdue	at Rutgers	Ohio State	Penn State	at Michigan	at Michigan State	Maryland
Dec. 5	<small>Big Ten Football Championship Game Lucas Oil Stadium - Indianapolis, IN FOX, 8:17 p.m. ET</small>													

## 2015-16 BOWL SCHEDULE

Date / Time (ET)	Bowl	Site	Matchup	TV
Dec. 19, 12 p.m.	AutoNation Cure Bowl	Orlando Citrus Bowl, Orlando, Fla.	American vs. Sun Belt	CBSSN
Dec. 19, 2 p.m.	Gildan New Mexico Bowl	University Stadium, Albuquerque, N.M.	C-USA vs. Mountain West	ESPN
Dec. 19, 3:30 p.m.	Royal Purple Las Vegas Bowl	Sam Boyd Stadium, Las Vegas, Nev	Mountain West/BYU vs. Pac-12	ABC
Dec. 19, 5:30 p.m.	Raycom Media Camellia Bowl	Cramton Bowl, Montgomery, Ala.	MAC vs. Sun Belt	ESPN
Dec. 19, 9 p.m.	R+L Carriers New Orleans Bowl	Mercedes-Benz Superdome, New Orleans, La	Mountain West vs. Sun Belt	ESPN
Dec. 21, 2:30 p.m.	Miami Beach Bowl	Marlins Park, Miami, Fla.	American vs. C-USA	ESPN
Dec. 22, 3:30 p.m.	Famous Idaho Potato Bowl	Albertsons Stadium, Boise, Idaho	MAC vs. Mountain West	ESPN
Dec. 22, 7 p.m.	Boca Raton Bowl	FAU Stadium, Boca Raton, Fla.	American vs. MAC	ESPN
Dec. 23, 4:30 p.m.	San Diego County Credit Union Poinsettia Bowl	Qualcomm Stadium, San Diego, Calif.	Mountain West vs. Army	ESPN
Dec. 23, 8 p.m.	GoDaddy Bowl	Ladd-Peebles Stadium, Mobile, Ala.	MAC vs. Sun Belt	ESPN
Dec. 24, 12 p.m.	Popeyes Bahamas Bowl	Thomas A. Robinson National Stadium, Nassau, Bahamas	C-USA vs. MAC	ESPN
Dec. 24, 8 p.m.	Hawai'i Bowl	Aloha Stadium, Honolulu, Hawai'i	American vs. Mountain West/BYU	ESPN
Dec. 26, 11 a.m.	St. Petersburg Bowl	Tropicana Field, St. Petersburg, Fla.	ACC vs. American	ESPN
Dec. 26, 2 p.m.	Hyundai Sun Bowl	Sun Bowl, El Paso, Texas	ACC/Notre Dame vs. Pac-12	CBS
Dec. 26, 2:20 p.m.	Zaxby's Heart of Dallas Bowl	Cotton Bowl, Dallas, Texas	Big 12 vs. C-USA	ESPN
Dec. 26, 3:30 p.m.	<b>New Era Pinstripe Bowl</b>	<b>Yankee Stadium, Bronx, N.Y.</b>	<b>ACC/Notre Dame vs. Big Ten</b>	<b>ABC</b>
Dec. 26, 5:45 p.m.	Independence Bowl	Independence Stadium, Shreveport, La.	ACC/Notre Dame vs. SEC	ESPN
Dec. 26, 9:15 p.m.	<b>Foster Farms Bowl</b>	<b>Levi's Stadium, Santa Clara, Calif.</b>	<b>Big Ten vs. Pac-12</b>	<b>ESPN</b>
Dec. 28, 2:30 p.m.	Military Bowl presented by Northrop Grumman	Navy-Marine Corps Memorial Stadium, Annapolis, Md.	ACC/Notre Dame vs. American	ESPN
Dec. 28, 5 p.m.	<b>Quick Lane Bowl</b>	<b>Ford Field, Detroit, Mich.</b>	<b>ACC/Notre Dame vs. Big Ten</b>	<b>ESPN2</b>
Dec. 29, TBD	Arizona Bowl	Arizona Stadium, Tucson, Ariz.	Mountain West vs. C-USA	TBA
Dec. 29, 2 p.m.	<b>Lockheed Martin Armed Forces Bowl</b>	<b>Amon G. Carter Stadium, Fort Worth, Texas</b>	<b>Mountain West vs. Big Ten</b>	<b>ESPN</b>
Dec. 29, 5:30 p.m.	Russell Athletic Bowl	Orlando Citrus Bowl, Orlando, Fla.	ACC/Notre Dame vs. Big 12	ESPN
Dec. 29, 9 p.m.	AdvoCare V100 Texas Bowl	NRG Stadium, Houston, Texas	Big 12 vs. SEC	ESPN
Dec. 30, 12 p.m.	Birmingham Bowl	Legion Field, Birmingham, Ala.	American vs. SEC	ESPN
Dec. 30, 3:30 p.m.	Belk Bowl	Bank of America Stadium, Charlotte, N.C.	ACC/Notre Dame vs. SEC	ESPN
Dec. 30, 7 p.m.	<b>Franklin American Mortgage Music City Bowl</b>	<b>Nissan Stadium, Nashville, Tenn.</b>	<b>ACC/Notre Dame or Big Ten vs. SEC</b>	<b>ESPN</b>
Dec. 30, 10:30 p.m.	<b>Holiday Bowl</b>	<b>Qualcomm Stadium, San Diego, Calif.</b>	<b>Big Ten vs. Pac-12</b>	<b>ESPN</b>
Dec. 31, 12 p.m.	Chick-fil-A Peach Bowl	Georgia Dome, Atlanta, Ga.	New Year's Six	ESPN
Dec. 31, 4 or 8 p.m.	CFP at Goodyear Cotton Bowl Classic	AT&T Stadium, Arlington, Texas	National Semifinal	ESPN
Dec. 31, 4 or 8 p.m.	CFP at Capital One Orange Bowl	Sun Life Stadium, Miami Gardens, Fla.	National Semifinal	ESPN
Jan. 1, 12 p.m.	<b>Outback Bowl</b>	<b>Raymond James Stadium, Tampa, Fla.</b>	<b>Big Ten vs. SEC</b>	<b>ESPN2</b>
Jan. 1, 1 p.m.	<b>Buffalo Wild Wings Citrus Bowl</b>	<b>Orlando Citrus Bowl Stadium, Orlando, Fla.</b>	<b>Big Ten or ACC/Notre Dame vs. SEC</b>	<b>ABC</b>
Jan. 1, 1 p.m.	Fiesta Bowl	University of Phoenix Stadium, Glendale, Ariz.	New Year's Six	ESPN
Jan. 1, 5:10 p.m.	<b>Rose Bowl Game presented by Northwestern Mutual</b>	<b>Rose Bowl Stadium, Pasadena, Calif.</b>	<b>Big Ten vs. Pac-12 (New Year's Six)</b>	<b>ESPN</b>
Jan. 1, 8:30 p.m.	Allstate Sugar Bowl	Mercedes-Benz Superdome, New Orleans, La.	SEC vs. Big 12 (New Year's Six)	ESPN
Jan. 2, 12 p.m.	<b>TaxSlayer Bowl</b>	<b>EverBank Field, Jacksonville, Fla.</b>	<b>ACC/Notre Dame or Big Ten vs. SEC</b>	<b>ESPN</b>
Jan. 2, 3:20 p.m.	AutoZone Liberty Bowl	Liberty Bowl Memorial Stadium, Memphis, Tenn.	Big 12 vs. SEC	ESPN
Jan. 2, 6:45 p.m.	Valero Alamo Bowl	Alamodome, San Antonio, Texas	Big 12 vs. Pac-12	ESPN
Jan. 2, 10:15 p.m.	Cactus Bowl	Chase Field, Phoenix, Ariz.	Big 12 vs. Pac-12	ESPN
Jan. 11, 8:30 p.m.	College Football Playoff National Championship	University of Phoenix Stadium, Glendale, Ariz.	National Championship	ESPN

2015-16 Big Ten Bowl Destinations in Bold

All Times Eastern and Schedule Subject to Change

# BIG

## WEST DIVISION





# ILLINOIS FIGHTING ILLINI



## HEAD COACH



**Name:** Bill Cubit  
**Hometown:** Sharon Hill, Pa.  
**High School:** Sharon Hill High School  
**Bachelor's Degree:**  
 Delaware, business administration, 1975  
**Master's Degree:** Saint Joseph's, education, 1981  
**School Record (years):** 0-0 (1st)  
**Big Ten Record (years):** 0-0 (1st)  
**Career Record (years):** 51-47 (8)

## 2015 ROSTER BREAKDOWN

Current team roster available on school website

### Letterwinners Returning: 49

Offense: 18  
 Defense: 27  
 Special Teams: 4

### Letterwinners Lost: 24

Offense: 12  
 Defense: 10  
 Special Teams: 2

### Offensive Starters Returning (8)

WR Geronimo Allison  
 OT Christian DiLauro  
 WR Mike Dudek  
 RB Josh Ferguson  
 WR Justin Hardee  
 OG Ted Karras  
 QB Wes Lunt  
 C Joe Spencer

### Offensive Starters Lost (3)

OT Simon Cvijanovic  
 TE Jon Davis  
 OG Michael Heitz

### Defensive Starters Lost (4)

SS Zane Petty  
 DT Austin Teitsma  
 STAR Earnest Thomas III  
 LEO DeJazz Woods

### Defensive Starters Returning (7)

DT Rob Bain  
 FS Taylor Barton  
 CB V'Angelo Bentley  
 LB Mason Monheim  
 LB T.J. Neal, Jr.  
 CB Eaton Spence  
 DE Jihad Ward

### Starting Kickers Lost (1)

P Justin DuVernois

### Starting Kickers Returning (1)

PK Taylor Zalewski

## QUICK FACTS

### UNIVERSITY FACTS:

**Location:** Urbana-Champaign, Ill.  
**Population:** 120,000  
**Founded:** 1867  
**Joined Big Ten:** 1896 (charter member)  
**First Year of Big Ten Football:** 1896  
**Enrollment:** 44,942  
**Nickname:** Fighting Illini  
**Colors:** Orange and Blue  
**Marching Band:** Marching Illini  
**President:** Timothy L. Killeen  
**Chancellor:** TBD  
**Director of Athletics:** Mike Thomas  
**Senior Woman Administrator:**  
 Maria Ochoa Woods  
**Faculty Representatives:**  
 Chris Span, Matthew B. Wheeler

### TEAM HISTORY:

**First Year of Football:** 1890  
**All-Time Record (Years):**  
 592-559-51 (125)  
**All-Time Big Ten Record (Years):**  
 337-404-32 (119)  
**Big Ten Championships (Last):**  
 15 (2001)  
**All-Time Bowl Record:** 8-10  
**National Championships:** 5  
**Consensus All-America Selections:** 25  
**First-Team All-Big Ten Selections:** 170

### STADIUM INFORMATION:

**Name:** Memorial Stadium  
**Capacity:** 60,670  
**Surface:** FieldTurf  
**Largest Crowd/Opponent/Year:**  
 78,297 vs. Missouri, 1984  
**Team Record at Home Stadium:**  
 262-223-14  
**Ticket Office Phone:** 866-ILLINI-1

### TEAM FACTS:

**Head Coach/Offensive Coordinator:**  
 Bill Cubit (Delaware, 1975), 1st year  
**Assistant Coaches:**  
 Tim Banks (Co-Defensive Coordinator/Secondary)  
 Mike Phair (Co-Defensive Coordinator/Defensive Line)  
 Alex Golesh (Special Teams Coordinator/Tight Ends)  
 Ryan Cubit (Quarterbacks/Recruiting Coordinator)  
 Nathan Scheelhaase (Running Backs)  
 Mike Bellamy (Receivers)  
 Tom Bratton (Offensive Line)  
 Al Seamonson (Outside Linebackers)  
 Mike Ward (Inside Linebackers)  
**Offensive Formation:**  
 Spread/Multiple  
**Defensive Formation:**  
 Multiple

### MEDIA SERVICES:

**Football Contacts:**  
 Kent Brown and Derek Neal  
**Office Phone:** 217-333-1391  
**Fax:** 217-333-5540  
**Press Box Phone:** 217-333-1227  
**Website:** fightingillini.com  
**Twitter:** @IlliniFootball  
**Facebook:** /IlliniFootball  
**Credential Requests:**  
 FightingIllini.com/  
 media

**Brown Cell Phone:**  
 217-493-9795  
**Brown Email:**  
 kwbrown3@illinois.edu



**Neal Cell Phone:**  
 309-241-0804  
**Neal Email:**  
 drneal@illinois.edu



## 2014 STAT LEADERS

PASSING	GP	Eff.	Att-Comp-Int	Pct	Yds	TD
LUNT	8	141.6	241-153-3	63.5	1,763	14
O'Toole	13	122.3	206-122-8	59.2	1,344	10

RUSHING	GP	Att	Yds	TD	INTERCEPTIONS	No.	Yds	TD
FERGUSON	13	146	735	8	MONHEIM	2	52	1
Young	13	94	379	6				

RECEIVING	GP	Rec.	Yds	TD	DEFENSE	GP	Tackles	Sacks-Yds
DUDEK	13	76	1,038	6	MONHEIM	13	111	1.0-4
FERGUSON	13	50	427	2	Petty	13	109	0.0-0
ALLISON	12	41	598	5	BARTON	12	100	0.0-0
TURNER	13	25	256	1	NEAL	13	98	0.0-0
					Thomas III	13	60	4.5-25

FIELD GOALS	FGM-FGA	Pct	Lg	Returnees in ALL CAPS
ZALEWSKI	3-6	50.0	33	

PUNTING	No.	Yds	Avg	Lg
DuVernois	77	3,388	44.0	74

## 2015 SCHEDULE

DATE	OPPONENT
9/4	Kent State
9/12	Western Illinois
9/19	at North Carolina
9/26	Middle Tennessee State
<b>10/3</b>	<b>Nebraska</b>
<b>10/10</b>	<b>at Iowa</b>
<b>10/24</b>	<b>Wisconsin</b>
10/31	at Penn State
<b>11/7</b>	<b>at Purdue</b>
11/14	Ohio State
<b>11/21</b>	<b>at Minnesota</b>
<b>11/28</b>	<b>Northwestern [1]</b>

[1] at Chicago, Ill.

West Division Games in Bold

## 2014 RESULTS

### 6-7, 3-5 Big Ten T-5th/West Division

DATE	SCORE	OPPONENT
8/30	W, 28-17	Youngstown State
9/6	W, 42-34	Western Kentucky
9/13	L, 19-44	at Washington
9/20	W, 42-35	Texas State
<b>9/27</b>	<b>L, 14-45</b>	<b>at Nebraska</b>
<b>10/4</b>	<b>L, 27-38</b>	<b>Purdue</b>
<b>10/11</b>	<b>L, 28-38</b>	<b>at Wisconsin</b>
<b>10/25</b>	<b>W, 28-24</b>	<b>Minnesota</b>
11/1	L, 14-55	at Ohio State
<b>11/15</b>	<b>L, 14-30</b>	<b>Iowa</b>
11/22	W, 16-14	Penn State
<b>11/29</b>	<b>W, 47-33</b>	<b>at Northwestern</b>
12/26	L, 18-35	vs. Louisiana Tech
		Zaxby's Heart of Dallas Bowl

West Division Games in Bold



## HEAD COACH



**Name:** Kirk Ferentz  
**Hometown:** Royal Oak, Mich.  
**High School:** St. Clair High School  
**Bachelor's Degree:** Connecticut, English, 1978  
**School Record (years):** 115-85 (16)  
**Big Ten Record (years):** 68-60 (16)  
**Career Record (years):** 127-106 (19)

## 2015 ROSTER BREAKDOWN

Current team roster available on school website

### Letterwinners Returning: 38

Offense: 20  
 Defense: 15  
 Special Teams: 3

### Letterwinners Lost: 20

Offense: 10  
 Defense: 9  
 Special Teams: 1

### Offensive Starters Returning (5)

OL Austin Blythe  
 FB Macon Plewa  
 WR Tevaun Smith  
 OL Jordan Walsh  
 OL Sean Welsh

### Offensive Starters Lost (6)

OL Andrew Donnal  
 TE Ray Hamilton  
 WR Kevonte Martin-Manley  
 QB Jake Rudock  
 OL Brandon Scherff  
 RB Mark Weisman

### Defensive Starters Returning (7)

LB Bo Bower  
 LB Josey Jewell  
 DB Desmond King  
 DB Jordan Lomax  
 DB Greg Mabin  
 DL Nate Meier  
 DL Drew Ott

### Defensive Starters Lost (4)

LB Quinton Alston  
 DL Carl Davis  
 DB John Lowdermilk  
 DL Louis Trinca-Pasat

### Starting Kickers Returning (2)

P Dillon Kidd\*  
 PK Marshall Koehn

### Starting Kickers Lost (1)

P Connor Kornbrath\*

\* Split time as starter

## QUICK FACTS

### UNIVERSITY FACTS:

**Location:** Iowa City, Iowa  
**Population:** 79,455  
**Founded:** 1847  
**Joined Big Ten:** 1899  
**First Year of Big Ten Football:** 1900  
**Enrollment:** 31,387  
**Nickname:** Hawkeyes  
**Colors:** Black and Gold  
**Marching Band:**  
 Hawkeye Marching Band  
**Interim President:** Jean Robillard  
**Director of Athletics:** Gary Barta  
**Senior Woman Administrator:**  
 Paula Jantz  
**Faculty Representatives:**  
 David Drake, Ellie Herman

### TEAM HISTORY:

**First Year of Football:** 1889  
**All-Time Record (Years):**  
 613-541-39 (127)  
**All-Time Big Ten Record (Years):**  
 306-366-25 (115)  
**Big Ten Championships (Last):**  
 11 (2004)  
**All-Time Bowl Record:** 14-13-1  
**National Championships:** 3  
**Consensus All-America Selections:** 24  
**First-Team All-Big Ten Selections:** 211

### STADIUM INFORMATION:

**Name:** Kinnick Stadium  
**Capacity:** 70,585  
**Surface:** Field Turf  
**Largest Crowd/Opponent/Year:**  
 70,585 (multiple times – last vs. Iowa State, 2014)  
**Team Record at Home Stadium:**  
 269-177-15  
**Ticket Office Phone:** 319-335-9309

### TEAM FACTS:

**Head Coach:** Kirk Ferentz (Connecticut, 1978), 17th year  
**Assistant Coaches:**  
 Greg Davis (Offensive Coordinator/Quarterbacks)  
 Brian Ferentz (Offensive Line/Run Game Coordinator)  
 Seth Wallace (Recruiting Coordinator/Cornerbacks/Nickelbacks)  
 Bobby Kennedy (Wide Receivers)  
 Reese Morgan (Defensive Line)  
 Phil Parker (Defensive Coordinator/Defensive Backs)  
 Jim Reid (Linebackers)  
 Chris White (Running Backs/Special Teams Coordinator)  
 LeVar Woods (Tight Ends/Special Teams)  
**Offensive Formation:**  
 Multiple  
**Defensive Formation:**  
 4-3

### MEDIA SERVICES:

**Football Contact:**  
 Steve Roe  
**Office Phone:**  
 319-335-9411  
**Home Phone:**  
 319-339-0980  
**Cell Phone:**  
 319-430-6346  
**Fax:** 319-335-9417  
**Email:** steven-roe@uiowa.edu  
**Press Box Phone:** 319-335-9466  
**Website:** hawkeyesports.com  
**Twitter:** @iowafootball  
**Facebook:** /hawkeyesports  
**Credential Requests:**  
 Hawkeyesports.com/media



## 2014 STAT LEADERS

PASSING	GP	Eff.	Att-Comp-Int	Pct	Yds	TD
Rudock	12	133.5	345-213-5	61.7	2,436	16
BEATHARD	9	129.0	92-52-2	56.5	645	5

RUSHING	GP	Att	Yds	TD	INTERCEPTIONS	No.	Yds	TD
Weisman	13	213	812	16	KING	3	72	1
CANZERI	11	102	494	0	Lowdermilk	3	48	1
					BOWER	2	2	0

RECEIVING	GP	Rec.	Yds	TD	DEFENSE	GP	Tackles	Sacks-Yds
Martin-Manley	13	52	517	2	Lowdermilk	13	103	0.0-0
SMITH	13	43	596	3	Alston	13	94	3.5-17
DUZEY	13	36	392	3	LOMAX	13	92	0.0-0
Bullock	10	32	265	0	Trinca-Pasat	13	69	6.5-46
					KING	13	64	0.0-0

FIELD GOALS	FGM-FGA	Pct	Lg
KOEHN	12-16	75.0	52

PUNTING	No.	Yds	Avg	Lg
KIDD	46	1,771	38.5	55
Kornbath	18	674	37.4	52

Returns in ALL CAPS

## 2015 SCHEDULE

DATE	OPPONENT
9/5	Illinois State
9/12	at Iowa State
9/19	Pittsburgh
9/26	North Texas
<b>10/3</b>	<b>at Wisconsin</b>
<b>10/10</b>	<b>Illinois</b>
<b>10/17</b>	<b>at Northwestern</b>
10/31	Maryland
11/7	at Indiana
<b>11/14</b>	<b>Minnesota</b>
<b>11/21</b>	<b>Purdue</b>
<b>11/27</b>	<b>at Nebraska</b>

West Division Games in Bold

## 2014 RESULTS

7-6, 4-4 Big Ten  
4th/West Division

DATE	SCORE	OPPONENT
8/30	W, 31-23	Northern Iowa
9/6	W, 17-13	Ball State
9/13	L, 17-20	Iowa State
9/20	W, 24-20	at Pittsburgh
<b>9/27</b>	<b>W, 24-10</b>	<b>at Purdue</b>
10/11	W, 45-29	Indiana
10/18	L, 31-38	at Maryland
<b>11/1</b>	<b>W, 48-7</b>	<b>Northwestern</b>
<b>11/8</b>	<b>L, 14-51</b>	<b>at Minnesota</b>
<b>11/15</b>	<b>W, 30-14</b>	<b>at Illinois</b>
<b>11/22</b>	<b>L, 24-26</b>	<b>Wisconsin</b>
<b>11/28</b>	<b>L, 34-37 (OT)</b>	<b>Nebraska</b>
1/2	L, 28-45	vs. Tennessee TaxSlayer Bowl

West Division Games in Bold





## HEAD COACH



**Name:** Jerry Kill  
**Hometown:** Cheney, Kan.  
**High School:** Cheney High School  
**Bachelor's Degree:** Southwestern College, education, 1983  
**School Record (years):** 25-26 (4)  
**Big Ten Record (years):** 13-19 (4)  
**Career Record (years):** 152-99 (21)

## 2015 ROSTER BREAKDOWN

Current team roster available on school website

**Letterwinners Returning: 48**  
 Offense: 23  
 Defense: 21  
 Special Teams: 4

**Letterwinners Lost: 29**  
 Offense: 16  
 Defense: 12  
 Special Teams: 1

**Offensive Starters Returning (5)**  
 LT Josh Campion  
 RG Jon Christenson  
 QB Mitch Leidner  
 WR KJ Maye  
 RT Jonah Pirsig

**Offensive Starters Lost (6)**  
 RB David Cobb  
 LG Zac Epping  
 WR Isaac Fruechte  
 TE Drew Goodger  
 C Tommy Olson  
 TE Maxx Williams

**Defensive Starters Returning (7)**  
 CB Briean Boddy-Calhoun  
 LB De'Vondre Campbell  
 DE Theiren Cockran  
 LB Jack Lynn  
 CB Eric Murray  
 DT Steven Richardson  
 S Damarius Travis

**Defensive Starters Lost (4)**  
 DE Michael Amaefula  
 DT Cameron Botticelli  
 S Cedric Thompson  
 LB Damien Wilson

**Starting Kickers Returning (2)**  
 P Peter Mortell  
 K Ryan Santoso

**Starting Kickers Lost (0)**  
 None

## QUICK FACTS

### UNIVERSITY FACTS:

**Location:** Minneapolis, Minn.  
**Population:** 400,070  
**Founded:** 1851  
**Joined Big Ten:** 1896 (charter member)  
**First Year of Big Ten Football:** 1896  
**Enrollment:** 51,147  
**Nickname:** Golden Gophers  
**Colors:** Maroon and Gold  
**Marching Band:** University of Minnesota Marching Band  
**President:** Eric Kaler  
**Interim Director of Athletics and Senior Woman Administrator:** Beth Goetz  
**Faculty Representatives:** Emily Hoover, Perry Leo

### TEAM HISTORY:

**First Year of Football:** 1882  
**All-Time Record (Years):** 667-499-44 (131)  
**All-Time Big Ten Record (Years):** 337-372-28 (119)  
**Big Ten Championships (Last):** 18 (1967)  
**All-Time Bowl Record:** 5-12  
**National Championships:** 7  
**Consensus All-America Selections:** 33  
**First-Team All-Big Ten Selections:** 185

### STADIUM INFORMATION:

**Name:** TCF Bank Stadium  
**Capacity:** 52,525  
**Surface:** FieldTurf  
**Largest Crowd/Opponent/Year:** 53,090 vs. Wisconsin, 2013  
**Team Record at Home Stadium:** 23-19  
**Ticket Office Phone:** 612-624-8080

### TEAM FACTS:

**Head Coach:** Jerry Kill (Southwestern College, 1983), 5th year  
**Assistant Coaches:** Tracy Claeys (Associate Head Coach/Defensive Coordinator)  
 Matt Limegrover (Assistant Head Coach/Offensive Coordinator/Offensive Line)  
 Brian Anderson (Wide Receivers)  
 Jeff Phelps (Defensive Line)  
 Pat Poore (Running Backs)  
 Rob Reeves (H-Backs/Tight Ends)  
 Jay Sawvel (Defensive Backs/Special Teams)  
 Mike Sherels (Linebackers)  
 Jim Zebrowski (Quarterbacks/Passing Game Coordinator)  
**Offensive Formation:** Multiple  
**Defensive Formation:** 4-3

### MEDIA SERVICES:

**Football Contact:** Paul Rovnak  
**Office Phone:** 612-625-9379  
**Cell Phone:** 651-592-5741  
**Email:** psrovnak@umn.edu  
**Press Box Phone:** 612-624-6325  
**Website:** gophersports.com  
**Twitter:** @GopherFootball  
**Facebook:** /GopherFootball  
**Credential Requests:** GopherSports.com/media



## 2014 STAT LEADERS

PASSING	GP	Eff.	Att-Comp-Int	Pct	Yds	TD
LEIDNER	12	123.8	237-122-8	51.5	1,798	11
STREVELER	5	76.4	11-4-1	36.4	37	1

RUSHING	GP	Att	Yds	TD	INTERCEPTIONS	No.	Yds	TD
Cobb	13	314	1,626	13	BODDY-CALHOUN	5	59	0
LEIDNER	12	126	452	10	Thompson	2	27	0
					TRAVIS	2	17	0

RECEIVING	GP	Rec.	Yds	TD	DEFENSE	GP	Tackles	Sacks-Yds
Williams	12	36	569	8	Wilson	13	119	4.0-18
Fruechte	13	18	292	1	Thompson	13	83	0.0-0
MAYE	13	16	298	1	CAMPBELL	13	75	2.5-18
Cobb	13	16	162	0	MURRAY	13	69	0.0-0
					TRAVIS	13	61	0.0-0

FIELD GOALS	FGM-FGA	Pct	Lg
SANTOSO	12-18	66.7	52

PUNTING	No.	Yds	Avg	Long
MORTELL	67	3,025	45.1	64

Returnees in ALL CAPS

## 2015 SCHEDULE

DATE	OPPONENT
9/3	TCU
9/12	at Colorado State
9/19	Kent State
9/26	Ohio
10/3	at Northwestern
10/10	at Purdue
10/17	Nebraska
10/31	Michigan
11/7	at Ohio State
11/14	at Iowa
11/21	Illinois
11/28	Wisconsin

West Division Games in Bold

## 2014 RESULTS 8-5, 5-3 Big Ten T-2nd/West Division

DATE	SCORE	OPPONENT
8/28	W, 42-20	Eastern Illinois
9/6	W, 35-24	Middle Tenn. State
9/13	L, 7-30	at TCU
9/20	W, 24-7	San Jose State
9/27	W, 30-14	at Michigan
10/11	W, 24-17	Northwestern
10/18	W, 39-38	Purdue
10/25	L, 24-28	at Illinois
11/8	W, 51-14	Iowa
11/15	L, 24-31	Ohio State
11/22	W, 28-24	at Nebraska
11/29	L, 24-34	at Wisconsin
1/1	L, 17-33	vs. Missouri Buffalo Wild Wings Citrus Bowl

West Division Games in Bold

## HEAD COACH



**Name:** Mike Riley  
**Hometown:** Corvallis, Ore.  
**High School:** Corvallis High School  
**Bachelor's Degree:** Alabama, social science, 1975  
**School Record (years):** 0-0 (1st)  
**Big Ten Record (years):** 0-0 (1st)  
**Career Record (years):** 93-80 (14)

## 2015 ROSTER BREAKDOWN

*Current team roster available on school website*

<b>Letterwinners Returning: 60</b>	<b>Letterwinners Lost: 16</b>
Offense: 32	Offense: 6
Defense: 23	Defense: 9
Special Teams: 5	Special Teams: 1
<b>Offensive Starters Returning (7)</b>	<b>Offensive Starters Lost (5)</b>
QB Tommy Armstrong Jr.	IB Ameer Abdullah
TE Cethan Carter	WR Kenny Bell
OT Alex Lewis	OG Jake Cotton
WR Alonzo Moore*	OG Mike Moudy
WR De'Mornay Pierson-El*	C Mark Pelini
OT Zach Sterup	
WR Jordan Westerkamp	
<b>Defensive Starters Returning (8)</b>	<b>Defensive Starters Lost (5)</b>
LB Josh Banderas*	LB Zaire Anderson
DB Byerson Cockrell*	S Corey Cooper
DT Maliek Collins	DE Randy Gregory
CB Daniel Davie	CB Josh Mitchell
S Nate Gerry	LB Trevor Roach*
DE Greg McMullen	
LB David Santos*	
DT Vincent Valentine	
	<b>Starting Kickers Lost (0)</b>
	None
	* Split time as starter
<b>Starting Kickers Returning (2)</b>	
PK Drew Brown	
P Sam Foltz	

## QUICK FACTS

**UNIVERSITY FACTS:**  
**Location:** Lincoln, Neb.  
**Population:** 258,379  
**Founded:** 1869  
**Joined Big Ten:** 2011  
**First Year of Big Ten Football:** 2011  
**Enrollment:** 25,006  
**Nickname:** Cornhuskers, Huskers  
**Colors:** Scarlet and Cream  
**Marching Band:**  
 Cornhusker Marching Band  
**Chancellor:** Harvey Perlman  
**Director of Athletics:** Shawn Eichorst  
**Senior Woman Administrator:**  
 Pat Logsdon  
**Faculty Representative:**  
 Josephine Potuto

**TEAM HISTORY:**  
**First Year of Football:** 1890  
**All-Time Record (Years):**  
 874-361-40 (125)  
**All-Time Big Ten Record (Years):**  
 22-10 (4)  
**Big Ten Championships (Last):**  
 None  
**All-Time Bowl Record:** 25-26  
**National Championships:** 5  
**Consensus All-America Selections:** 54  
**First-Team All-Big Ten Selections:** 15

**TEAM FACTS:**  
**Head Coach:** Mike Riley (Alabama, 1975), 1st year  
**Assistant Coaches:**  
 Mark Banker (Defensive Coordinator)  
 Danny Langsdorf (Offensive Coordinator/Quarterbacks)  
 Bruce Read (Special Teams Coordinator)  
 Trent Bray (Linebackers)  
 Mike Cavanaugh (Offensive Line)  
 Reggie Davis (Running Backs)  
 Hank Hughes (Defensive Line)  
 Keith Williams (Wide Receivers)  
 Brian Stewart (Secondary)  
**Offensive Formation:**  
 Multiple  
**Defensive Formation:**  
 Multiple

**STADIUM INFORMATION:**  
**Name:** Memorial Stadium  
**Capacity:** 87,000  
**Surface:** FieldTurf  
**Largest Crowd/Opponent/Year:**  
 91,585 vs. Miami, 2014  
**Team Record at Home Stadium:**  
 403-120-13  
**Ticket Office Phone:** 800-8-BIG RED

**MEDIA SERVICES:**  
**Football Contact:**  
 Keith Mann  
**Office Phone:**  
 402-472-2263  
**Cell Phone:**  
 402-540-0274  
**Fax:** 402-472-2005  
**Email:**  
 kmann@huskers.com  
**Press Box Phone:** 402-472-2279  
**Website:** huskers.com  
**Twitter:** @huskers  
**Facebook:** /huskers  
**Credential Requests:**  
 Huskers.com/media



## 2014 STAT LEADERS

<b>PASSING</b>	<b>GP</b>	<b>Eff.</b>	<b>Att-Comp-Int</b>	<b>Pct</b>	<b>Yds</b>	<b>TD</b>		
ARMSTRONG	13	133.04	345-184-12	53.3	2,695	22		
<b>RUSHING</b>	<b>GP</b>	<b>Att</b>	<b>Yds</b>	<b>TD</b>	<b>INTERCEPTIONS</b>	<b>No.</b>	<b>Yds</b>	<b>TD</b>
Abdullah	13	264	1,611	19	GERRY	5	92	0
ARMSTRONG JR.	13	145	705	6	DAVIE	2	17	0
CROSS	12	75	384	5				
NEWBY	13	67	297	5	<b>DEFENSE</b>	<b>GP</b>	<b>Tackles</b>	<b>Sacks-Yds</b>
					Anderson	13	103	2.0-16
<b>RECEIVING</b>	<b>GP</b>	<b>Rec.</b>	<b>Yds</b>	<b>TD</b>	GERRY	13	88	0.5-2
Bell	13	47	788	6	Cooper	12	73	0.0-0
WESTERKAMP	13	44	747	5	Roach	12	63	1.0-7
PIERSON-EL	13	23	321	4	Gregory	11	54	7.0-67
<b>FIELD GOALS</b>	<b>FGM-FGA</b>	<b>Pct</b>	<b>Lg</b>	Returnees in ALL CAPS				
BROWN	14-21	66.7	44					
<b>PUNTING</b>	<b>No.</b>	<b>Yds</b>	<b>Avg</b>	<b>Lg</b>				
FOLTZ	63	2,659	42.2	70				

## 2015 SCHEDULE

DATE	OPPONENT
9/5	BYU
9/12	South Alabama
9/19	at Miami (Fla.)
9/26	Southern Miss
10/3	at Illinois
10/10	Wisconsin
10/17	at Minnesota
10/24	Northwestern
10/31	at Purdue
11/7	Michigan State
11/14	at Rutgers
11/27	Iowa

West Division Games in Bold

## 2014 RESULTS

9-4, 5-3 Big Ten  
T-2nd/West Division

DATE	SCORE	OPPONENT
8/30	W, 55-7	Florida Atlantic
9/6	W, 31-24	McNeese State
9/13	W, 55-19	at Fresno State
9/20	W, 41-31	Miami (Fla.)
9/27	W, 45-14	Illinois
10/4	L, 22-27	at Michigan State
10/18	W, 38-17	at Northwestern
10/25	W, 42-24	Rutgers
11/1	W, 35-14	Purdue
11/15	L, 24-59	at Wisconsin
11/22	L, 24-28	Minnesota
11/28	W, 37-34 (OT)	at Iowa
12/27	L, 42-45	vs. USC

West Division Games in Bold



## HEAD COACH



**Name:** Pat Fitzgerald  
**Hometown:** Orland Park, Ill.  
**High School:** Carl Sandburg High School  
**Bachelor's Degree:** Northwestern, organizational studies, 1997  
**School Record (years):** 60-53 (9)  
**Big Ten Record (years):** 30-42 (9)  
**Career Record (years):** 60-53 (9)

## 2015 ROSTER BREAKDOWN

Current team roster available on school website

### Letterwinners Returning: 62

Offense: 29  
 Defense: 28  
 Special Teams: 5

### Letterwinners Lost: 20

Offense: 11  
 Defense: 8  
 Special Teams: 1

### Offensive Starters Returning (6)

WR Cam Dickerson  
 OL Matt Frazier  
 RB Justin Jackson  
 OL Geoff Mogus  
 OL Eric Olson  
 SB Dan Vitale

### Offensive Starters Lost (5)

WR Tony Jones  
 OL Paul Jorgensen  
 WR Kyle Prater  
 QB Trevor Siemian  
 OL Brandon Vitabile

### Defensive Starters Returning (8)

DE Deonte Gibson  
 CB Matthew Harris  
 S Traveon Henry  
 DT Greg Kuhar  
 DE Dean Lowry  
 DT C.J. Robbins  
 CB Nick VanHoose  
 LB Anthony Walker

### Defensive Starters Lost (3)

LB Chi Chi Ariguzo  
 S Ibraheim Campbell  
 LB Jimmy Hall

### Starting Kickers Lost (0)

None

### Starting Kickers Returning (2)

K Jack Mitchell  
 P Hunter Niswander

## QUICK FACTS

### UNIVERSITY FACTS:

**Location:** Evanston, Ill.  
**Population:** 75,000  
**Founded:** 1851  
**Joined Big Ten:** 1896 (charter member)  
**First Year of Big Ten Football:** 1896  
**Enrollment:** 8,367  
**Nickname:** Wildcats  
**Color:** Purple  
**Marching Band:** Northwestern University Marching Band  
**President:** Morton Schapiro  
**Director of Athletics:** Jim Phillips  
**Senior Woman Administrator:** Janna Blais  
**Faculty Representative:** Robert Gundlach

### TEAM HISTORY:

**First Year of Football:** 1882  
**All-Time Record (Years):** 508-649-44 (133)  
**All-Time Big Ten Record (Years):** 261-471-22 (119)  
**Big Ten Championships (Last):** 8 (2000)  
**All-Time Bowl Record:** 2-9  
**National Championships:** None  
**Consensus All-America Selections:** 13  
**First-Team All-Big Ten Selections:** 134

### STADIUM INFORMATION:

**Name:** Ryan Field  
**Capacity:** 47,330  
**Surface:** Grass  
**Largest Crowd/Opponent/Year:** 55,752 vs. Notre Dame, 1962  
**Team Record at Home Stadium:** 222-251-10  
**Ticket Office Phone:** 888-GO-PURPLE

### TEAM FACTS:

**Head Coach:** Pat Fitzgerald (Northwestern, 1997), 10th year  
**Assistant Coaches:**  
 Randy Bates (Linebackers)  
 Jerry Brown (Asst. Head Coach/Defensive Backs)  
 Adam Cushing (Offensive Line)  
 Mike Hankwitz (Defensive Coordinator)  
 Bob Heffner (Superbacks)  
 Marty Long (Defensive Line)  
 Matt MacPherson (Running Backs/Recruiting Coordinator)  
 Mick McCall (Offensive Coordinator/Quarterbacks)  
 Dennis Springer (Wide Receivers)  
**Offensive Formation:** Spread  
**Defensive Formation:** Multiple 4-3

### MEDIA SERVICES:

**Football Contact:** Paul Kennedy  
**Office Phone:** 847-467-2028  
**Cell Phone:** 312-497-5990  
**Fax:** 847-491-8818  
**Email:** pkennedy@northwestern.edu  
**Press Box Phone:** 847-491-8835  
**Website:** NUSports.com  
**Twitter:** @NU\_Sports  
**Facebook:** /NorthwesternAthletics  
**Credential Requests:** NUSports.com/school-bio/media-services.html



## 2014 STAT LEADERS

PASSING	GP	Eff.	Att-Comp-Int	Pct	Yds	TD
Siemian	11	105.9	392-228-11	58.2	2,214	7
OLIVER	4	107.8	57-30-3	52.6	367	2

RUSHING	GP	Att	Yds	TD	INTERCEPTIONS	No.	Yds	TD
JACKSON	12	245	1,187	10	IGWEBUIKE	3	11	0
Green	12	72	319	0	Campbell	3	79	0
LONG	11	30	123	0				

RECEIVING	GP	Rec.	Yds	TD	DEFENSE	GP	Tackles	Sacks-Yds
Prater	11	51	535	2	Ariguzo	12	104	2.0-13
VITALE	12	40	402	2	HENRY	10	73	0.0-0
T. Jones	10	35	323	1	HARRIS	12	70	0.0-0
DICKERSON	12	24	318	1	VANHOOSE	10	59	0.0-0
					Hall	12	58	0.0-0

FIELD GOALS	FGM-FGA	Pct	Lg
MITCHELL	14-18	77.8	46

Returnees in ALL CAPS

PUNTING	No.	Yds	Avg	Lg
Gradone	65	2,464	37.9	55
NISWANDER	5	180	36.0	43

## 2015 SCHEDULE

DATE	OPPONENT
9/5	Stanford
9/12	Eastern Illinois
9/19	at Duke
9/26	Ball State
<b>10/3</b>	<b>Minnesota</b>
10/10	at Michigan
<b>10/17</b>	<b>Iowa</b>
<b>10/24</b>	<b>at Nebraska</b>
11/7	Penn State
<b>11/14</b>	<b>Purdue</b>
<b>11/21</b>	<b>at Wisconsin</b>
<b>11/28</b>	<b>at Illinois [1]</b>

[1] at Chicago, Ill.

West Division Games in Bold

## 2014 RESULTS 5-7, 3-5 Big Ten T-5th/West Division

DATE	SCORE	OPPONENT
8/30	L, 24-31	California
9/6	L, 15-23	Northern Illinois
9/20	W, 24-7	Western Illinois
9/27	W, 29-6	at Penn State
<b>10/4</b>	<b>W, 20-14</b>	<b>Wisconsin</b>
<b>10/11</b>	<b>L, 17-24</b>	<b>at Minnesota</b>
<b>10/18</b>	<b>L, 17-38</b>	<b>Nebraska</b>
<b>11/1</b>	<b>L, 7-48</b>	<b>at Iowa</b>
11/8	L, 9-10	Michigan
11/15	W, 43-40 (OT)	at Notre Dame
<b>11/22</b>	<b>W, 38-14</b>	<b>at Purdue</b>
<b>11/29</b>	<b>L, 33-47</b>	<b>Illinois</b>

West Division Games in Bold



# PURDUE BOILERMAKERS



## HEAD COACH



**Name:** Darrell Hazell  
**Hometown:** Cinnaminson, N.J.  
**High School:** Cinnaminson High School  
**Bachelor's Degree:** Muskingum College, speech communication and business, 1986  
**School Record (years):** 4-20 (2)  
**Big Ten Record (years):** 1-15 (2)  
**Career Record (years):** 20-30 (4)

## 2015 ROSTER BREAKDOWN

Current team roster available on school website

**Letterwinners Returning: 50**  
 Offense: 24  
 Defense: 23  
 Special Teams: 3

**Letterwinners Lost: 17**  
 Offense: 9  
 Defense: 7  
 Special Teams: 1

**Offensive Starters Returning (8)**  
 WR Danny Anthrop  
 QB Austin Appleby  
 LT David Hedelin  
 LG Jason King  
 C Robert Kugler  
 RT J.J. Prince  
 RG Jordan Roos  
 WR DeAngelo Yancey

**Offensive Starters Lost (4)**  
 TE Gabe Holmes\*  
 RB Akeem Hunt\*  
 RB Raheem Mostert\*  
 TE Justin Sinz\*

**Defensive Starters Returning (8)**  
 LB Ja'Whaun Bentley  
 CB Anthony Brown  
 CB Leroy Clark\*  
 LB Danny Ezechukwu\*  
 LB Jimmy Herman  
 NT Ra'Zahn Howard  
 DT Jake Replogle  
 S/CB Frankie Williams

**Defensive Starters Lost (6)**  
 S Landon Feichter\*  
 CB Antoine Lewis\*  
 RE Jalani Phillips  
 S Taylor Richards\*  
 LB Sean Robinson\*  
 DE Ryan Russell

**Starting Kickers Returning (2)**  
 K Paul Griggs  
 P Thomas Meadows

**Starting Kickers Lost (0)**  
 None  
 \* Split time as starter

## QUICK FACTS

### UNIVERSITY FACTS:

**Location:** West Lafayette, Ind.  
**Population:** 28,778  
**Founded:** 1869  
**Joined Big Ten:** 1896 (charter member)  
**First Year of Big Ten Football:** 1896  
**Enrollment:** 38,770  
**Nickname:** Boilermakers  
**Colors:** Old Gold and Black  
**Marching Band:** Purdue "All-American" Marching Band  
**President:** Mitch Daniels  
**Director of Athletics:** Morgan J. Burke  
**Senior Woman Administrator:** Nancy Cross  
**Faculty Representatives:** Jeffrey T. Bolin, Christie L. Sahley

### TEAM HISTORY:

**First Year of Football:** 1887  
**All-Time Record (Years):** 596-535-48 (127)  
**All-Time Big Ten Record (Years):** 321-375-32 (119)  
**Big Ten Championships (Last):** 8 (2000)  
**All-Time Bowl Record:** 9-8  
**National Championships:** None  
**Consensus All-America Selections:** 20  
**First-Team All-Big Ten Selections:** 169

### STADIUM INFORMATION:

**Name:** Ross-Ade Stadium  
**Capacity:** 57,236  
**Surface:** Prescription Athletic Turf/ Bermuda Grass  
**Largest Crowd/Opponent/Year:** 71,629 vs. Indiana, 1980  
**Team Record at Home Stadium:** 274-174-13  
**Ticket Office Phone:** 765-494-3194

### TEAM FACTS:

**Head Coach:** Darrell Hazell (Muskingum College, 1986), 3rd year  
**Assistant Coaches:** Greg Hudson (Defensive Coordinator) John Shoop (Offensive Coordinator/ Quarterbacks) Jim Bridge (Offensive Line) Rubin Carter (Defensive Line) Taver Johnson (Defensive Backs) Marcus Freeman (Linebackers) Terry Malone (Tight Ends) Gerad Parker (Wide Receivers/ Recruiting Coordinator) Jafar Williams (Running Backs)  
**Offensive Formation:** Multiple  
**Defensive Formation:** Multiple

### MEDIA SERVICES:

**Football Contact:** Matt Rector  
**Office Phone:** 765-494-3196  
**Cell Phone:** 765-237-1330  
**Fax:** 765-494-5447  
**Email:** rector@purdue.edu  
**Press Box Phone:** 765-494-9079 or 9080  
**Website:** purduesports.com  
**Twitter:** @BoilerFootball  
**Facebook:** /purduesports  
**Credential Requests:** sportssystem.com/Purdue



## 2014 STAT LEADERS

PASSING	GP	Eff.	Att-Comp-Int	Pct	Yds	TD
APPLEBY	10	101.7	272-144-11	52.9	1,449	10
Etling	5	102.5	162-89-5	54.9	800	6

RUSHING	GP	Att	Yds	TD	INTERCEPTIONS	No.	Yds	TD
Hunt	12	173	949	6	Feichter	5	59	0
Mostert	12	93	529	3	WILLIAMS	3	119	1

RECEIVING	GP	Rec.	Yds	TD	DEFENSE	GP	Tackles	Sacks-Yds
Hunt	12	48	293	2	Feichter	12	105	0.0-0
ANTHROP	9	38	616	4	BENTLEY	12	76	0.0-0
Sinz	12	32	257	2	WILLIAMS	11	74	1.0-5
POSEY	11	19	188	1	HERMAN	10	56	0.0-0
					BROWN	12	54	1.5-6

FIELD GOALS	FGM-FGA	Pct	Lg
GRIGGS	16-20	80.0	53

Returnees in ALL CAPS

PUNTING	No.	Yds	Avg	Lg
MEADOWS	58	2,308	39.8	57

## 2015 SCHEDULE

DATE	OPPONENT
9/6	at Marshall
9/12	Indiana State
9/19	Virginia Tech
9/26	Bowling Green
10/3	at Michigan State
<b>10/10</b>	<b>Minnesota</b>
<b>10/17</b>	<b>at Wisconsin</b>
<b>10/31</b>	<b>Nebraska</b>
<b>11/7</b>	<b>Illinois</b>
<b>11/14</b>	<b>at Northwestern</b>
<b>11/21</b>	<b>at Iowa</b>
11/28	Indiana

West Division Games in Bold

## 2014 RESULTS 3-9, 1-7 Big Ten 7th/West Division

DATE	SCORE	OPPONENT
8/30	W, 43-34	Western Michigan
9/6	L, 17-38	Central Michigan
9/13	L, 14-30	vs. Notre Dame [1]
9/20	W, 35-13	Southern Illinois
<b>9/27</b>	<b>L, 10-24</b>	<b>Iowa</b>
<b>10/4</b>	<b>W, 38-27</b>	<b>at Illinois</b>
10/11	L, 31-45	Michigan State
<b>10/18</b>	<b>L, 38-39</b>	<b>at Minnesota</b>
<b>11/1</b>	<b>L, 14-35</b>	<b>at Nebraska</b>
<b>11/8</b>	<b>L, 16-34</b>	<b>Wisconsin</b>
<b>11/22</b>	<b>L, 14-38</b>	<b>Northwestern</b>
11/29	L, 16-23	at Indiana

[1] at Indianapolis, Ind.  
West Division Games in Bold





# WISCONSIN BADGERS



## HEAD COACH



**Name:** Paul Chryst  
**Hometown:** Madison, Wis.  
**High School:** Platteville High School  
**Bachelor's Degree:** Wisconsin, political science, 1988  
**School Record (years):** 0-0 (1st)  
**Big Ten Record (years):** 0-0 (1st)  
**Career Record (years):** 19-19 (3)

## QUICK FACTS

### UNIVERSITY FACTS:

**Location:** Madison, Wis.  
**Population:** 243,344  
**Founded:** 1848  
**Joined Big Ten:** 1896 (charter member)  
**First Year of Big Ten Football:** 1896  
**Enrollment:** 43,193  
**Nickname:** Badgers  
**Colors:** Cardinal and White  
**Marching Band:**  
 Wisconsin Marching Band  
**Chancellor:** Rebecca Blank  
**Director of Athletics:** Barry Alvarez  
**Senior Woman Administrator:**  
 Terry Gawlik  
**Faculty Representatives:**  
 Mark Covalesski, Laurel Rice

### TEAM HISTORY:

**First Year of Football:** 1889  
**All-Time Record (Years):**  
 663-483-53 (126)  
**All-Time Big Ten Record (Years):**  
 351-366-41 (119)  
**Big Ten Championships (Last):**  
 14 (2012)  
**All-Time Bowl Record:** 12-14  
**National Championships:** None  
**Consensus All-America Selections:** 26  
**First-Team All-Big Ten Selections:** 223

### STADIUM INFORMATION:

**Name:** Camp Randall Stadium  
**Capacity:** 80,321  
**Surface:** FieldTurf  
**Largest Crowd/Opponent/Year:**  
 83,184 vs. Iowa, 2005  
**Team Record at Home Stadium:**  
 338-191-23  
**Ticket Office Phone:** 608-262-1440

### MEDIA SERVICES:

**Football Contact:**  
 Brian Lucas  
**Office Phone:**  
 608-263-5052  
**Cell Phone:**  
 608-513-3987  
**Fax:** 608-262-8184  
**Email:**  
 bml@athletics.wisc.edu  
**Press Box Phone:** 608-262-7766  
**Website:** uwbadgers.com  
**Twitter:** @BadgerFootball  
**Facebook:** /WisconsinFootball  
**Credential Requests:**  
 go.wisc.edu/credentials



## 2015 ROSTER BREAKDOWN

Current team roster available on school website

### Letterwinners Returning: 44

Offense: 23  
 Defense: 17  
 Special Teams: 4

### Letterwinners Lost: 22

Offense: 9  
 Defense: 12  
 Special Teams: 1

### Offensive Starters Returning (5)

WR Alex Erickson  
 LT Tyler Marz  
 QB Joel Stave  
 TE Austin Traylor  
 C Dan Voltz

### Offensive Starters Lost (6)

TE Sam Arneson  
 RG Kyle Costigan  
 WR Kenzel Doe  
 RB Melvin Gordon  
 RT Rob Havenstein  
 LG Dallas Lewallen

### Defensive Starters Returning (6)

OLB Vince Biegel  
 SS Michael Caputo  
 CB Darius Hillary  
 DE Chikwe Obasih  
 OLB Joe Schobert  
 CB Sojourn Shelton

### Defensive Starters Lost (5)

DE Warren Herring  
 FS Peniel Jean  
 ILB Derek Landisch  
 ILB Marcus Trotter  
 NG Konrad Zagzebski

### Starting Kickers Returning (2)

K Rafael Gaglianone  
 P Drew Meyer

### Starting Kickers Lost (0)

None

## 2014 STAT LEADERS

PASSING	GP	Eff.	Att-Comp-Int	Pct	Yds	TD
STAVE	10	113.2	206-110-10	53.4	1,350	9
MCEVOY	14	115.2	112-65-6	58.0	709	5

RUSHING	GP	Att	Yds	TD	INTERCEPTIONS	No.	Yds	TD
Gordon	14	343	2,587	29	Jean	2	14	0

CLEMENT	GP	Att	Yds	TD	DEFENSE	GP	Tackles	Sacks-Yds
MCEVOY	14	147	949	9	Trotter	14	106	1.0-4
RECEIVING	GP	Rec.	Yds	TD	SCHOBERT	14	69	3.0-29
ERICKSON	14	55	772	3	Jean	14	59	1.0-6
Arneson	14	29	387	4	Returnees in ALL CAPS			
Gordon	14	19	153	3				
Doe	14	17	197	1				

FIELD GOALS	FGM-FGA	Pct	Lg
GAGLIANONE	19-22	86.4	51

PUNTING	No.	Yds	Avg	Lg
MEYER	54	2,020	37.4	57

## 2015 SCHEDULE

DATE	OPPONENT
9/5	vs. Alabama [1]
9/12	Miami (Ohio)
9/19	Troy
9/26	Hawaii
10/3	Iowa
10/10	at Nebraska
10/17	Purdue
10/24	at Illinois
10/31	Rutgers
11/7	at Maryland
11/21	Northwestern
11/28	at Minnesota

[1] at Arlington, Texas

West Division Games in Bold

## 2014 RESULTS

11-3, 7-1 Big Ten  
1st/West Division

DATE	SCORE	OPPONENT
8/30	L, 24-28	vs. LSU [1]
9/6	W, 37-3	Western Illinois
9/20	W, 68-17	Bowling Green
9/27	W, 27-10	South Florida
10/4	L, 14-20	at Northwestern
10/11	W, 38-28	Illinois
10/25	W, 52-7	Maryland
11/1	W, 37-0	at Rutgers
11/8	W, 34-16	at Purdue
11/15	W, 59-24	Nebraska
11/22	W, 26-24	at Iowa
11/29	W, 34-24	Minnesota
12/6	L, 0-59	vs. Ohio State [2]
1/1	W, 34-31 (OT)	vs. Auburn Outback Bowl

[1] at Houston, Texas  
 [2] Big Ten Championship Game  
 (Indianapolis)

West Division Games in Bold

# BIG

## EAST DIVISION





# INDIANA HOOSIERS



## HEAD COACH



**Name:** Kevin Wilson  
**Hometown:** Maiden, N.C.  
**High School:** Maiden High School  
**Bachelor's Degree:** North Carolina, education, 1984  
**Master's Degree:** North Carolina, physical education, 1987  
**School Record (years):** 14-34 (4)  
**Big Ten Record (years):** 6-26 (4)  
**Career Record (years):** 14-34 (4)

## 2015 ROSTER BREAKDOWN

Current team roster available on school website

### Letterwinners Returning: 50

Offense: 24  
 Defense: 23  
 Special Teams: 3

### Letterwinners Lost: 25

Offense: 12  
 Defense: 12  
 Special Teams: 1

### Offensive Starters Returning (8)

TE Michael Cooper\*  
 TE Anthony Corsaro\*  
 OL Ralston Evans  
 OL Dan Feeney  
 WR J-Shun Harris II  
 OL Jake Reed  
 OL Jason Spriggs  
 QB Nate Sudfeld

### Offensive Starters Lost (4)

RB Tevin Coleman  
 OL Collin Rahrig  
 WR Nick Stoner  
 WR Shane Wynn

### Defensive Starters Returning (5)

DL Nate Hoff\*  
 DL Darius Latham  
 DL Nick Mangieri  
 DL Adarius Rayner\*  
 LB T.J. Simmons

### Defensive Starters Lost (7)

DB Antonio Allen  
 DB Tim Bennett  
 LB David Cooper  
 LB Forisse "Flo" Hardin  
 DB Michael Hunter  
 DB Mark Murphy  
 DL Bobby Richardson

### Starting Kickers Returning (2)

K Griffin Oakes  
 P Erich Toth

### Starting Kickers Lost (0)

None

\* Split time as starter

## QUICK FACTS

### UNIVERSITY FACTS:

**Location:** Bloomington, Ind.  
**Population:** 80,405  
**Founded:** 1820  
**Joined Big Ten:** 1899  
**First Year of Big Ten Football:** 1900  
**Enrollment:** 46,416  
**Nickname:** Hoosiers  
**Colors:** Cream and Crimson  
**Marching Band:** Marching Hundred  
**President:** Michael McRobbie  
**Director of Athletics:** Fred Glass  
**Senior Woman Administrator:** Mattie White  
**Faculty Representative:** Kurt Zorn

### TEAM HISTORY:

**First Year of Football:** 1885  
**All-Time Record (Years):** 464-650-45 (130)  
**All-Time Big Ten Record (Years):** 200-475-24 (115)  
**Big Ten Championships (Last):** 2 (1967)  
**All-Time Bowl Record:** 3-6  
**National Championships:** None  
**Consensus All-America Selections:** 7  
**First-Team All-Big Ten Selections:** 96

### STADIUM INFORMATION:

**Name:** Memorial Stadium  
**Capacity:** 52,929  
**Surface:** FieldTurf  
**Largest Crowd/Opponent/Year:** 56,223 vs. Purdue, 1969  
**Team Record at Home Stadium:** 145-163-3  
**Ticket Office Phone:** 866-IUSPORTS

### TEAM FACTS:

**Head Coach:** Kevin Wilson (North Carolina, 1984), 5th year  
**Assistant Coaches:**  
 Greg Frey (Co-Offensive Coordinator/Offensive Line)  
 William Inge (Co-Defensive Coordinator/Linebackers)  
 Kevin Johns (Offensive Coordinator/Quarterbacks and Wide Receivers)  
 Noah Joseph (Safeties/Defensive Recruiting Coord.)  
 Brian Knorr (Defensive Coordinator/Defensive Ends and Outside Linebackers)  
 Deland McCullough (Running Backs)  
 Larry McDaniel (Defensive Line)  
 James Patton (Tight Ends and Fullbacks/Offensive Recruiting Coord.)  
 Brandon Shelby (Cornerbacks)  
**Offensive Formation:** Multiple  
**Defensive Formation:** Multiple

### MEDIA SERVICES:

**Football Contact:** Jeff Keag  
**Office Phone:** 812-855-6209  
**Cell Phone:** 812-219-2925  
**Fax:** 812-855-9401  
**Email:** jkeag@indiana.edu  
**Press Box Phone:** 812-855-2754  
**Website:** IUHoosiers.com  
**Twitter:** @HoosierFootball  
**Facebook:** /OurIndiana  
**Credential Requests:** IUHoosiers.com/staffdir/ind-media-services.html



## 2014 STAT LEADERS

PASSING	GP	Eff.	Att-Comp-Int	Pct	Yds	TD			
SUDFELD	6	126.6	167-101-3	60.5	1,151	6			
DIAMONT	6	77.7	132-64-4	48.5	515	1			
RUSHING	GP	Att	Yds	TD	PUNTING	No.	Yds	Avg	Lg
Coleman	12	270	2,036	15	TOTH	77	3,133	40.7	64
Roberts	12	107	493	6					
Wynn	12	4	138	2	INTERCEPTIONS	No.	Yds	TD	
					DUTRA	3	39	0	
RECEIVING	GP	Rec.	Yds	TD	SCALES	3	3	0	
Wynn	12	56	708	3	Murphy	2	50	1	
Coleman	12	25	141	0	Allen	2	18	0	
Stoner	9	22	217	1	DEFENSE	GP	Tackles	Sacks-Yds	
HARRIS II	12	18	168	2	Allen	12	74	1.0-4	
					SIMMONS	12	72	2.0-12	
FIELD GOALS	FGM-FGA	Pct	Lg	Bennett	12	67	0.0-0		
OAKES	13-18	72.2	58	Cooper	12	60	0.0-0		

Returns in ALL CAPS

## 2015 SCHEDULE

DATE	OPPONENT
9/5	Southern Illinois
9/12	Florida International
9/19	Western Kentucky
9/26	at Wake Forest
<b>10/3</b>	<b>Ohio State</b>
<b>10/10</b>	<b>at Penn State</b>
<b>10/17</b>	<b>Rutgers</b>
<b>10/24</b>	<b>at Michigan State</b>
11/7	Iowa
<b>11/14</b>	<b>Michigan</b>
<b>11/21</b>	<b>at Maryland</b>
11/28	at Purdue

East Division Games in Bold

## 2014 RESULTS

4-8, 1-7 Big Ten  
7th/East Division

DATE	SCORE	OPPONENT
8/30	W, 28-10	Indiana State
9/13	L, 42-45	at Bowling Green
9/20	W, 31-27	at Missouri
<b>9/27</b>	<b>L, 15-37</b>	<b>Maryland</b>
10/4	W, 49-24	North Texas
10/11	L, 29-45	at Iowa
<b>10/18</b>	<b>L, 17-56</b>	<b>Michigan State</b>
<b>11/1</b>	<b>L, 10-34</b>	<b>at Michigan</b>
<b>11/8</b>	<b>L, 7-13</b>	<b>Penn State</b>
<b>11/15</b>	<b>L, 23-45</b>	<b>at Rutgers</b>
<b>11/22</b>	<b>L, 27-42</b>	<b>at Ohio State</b>
11/29	W, 23-16	Purdue

East Division Games in Bold



# MARYLAND TERRAPINS



## HEAD COACH



**Name:** Randy Edsall  
**Hometown:** Glen Rock, Pa.  
**High School:** Susquehannock High School  
**Bachelor's Degree:** Syracuse, physical education, 1980  
**Master's Degree:** Syracuse, health and physical education, 1982  
**School Record (years):** 20-30 (4)  
**Big Ten Record (years):** 4-4 (1)  
**Career Record (years):** 94-100 (16)

## 2015 ROSTER BREAKDOWN

Current team roster available on school website

### Letterwinners Returning: 33

Offense: 15  
 Defense: 15  
 Special Teams: 3

### Letterwinners Lost: 26

Offense: 10  
 Defense: 14  
 Special Teams: 2

### Offensive Starters Returning (5)

OL Ryan Doyle  
 OL Michael Dunn  
 FB Kenneth Goins  
 RB Brandon Ross  
 OL Andrew Zeller

### Offensive Starters Lost (6)

OL Silvano Altamirano  
 QB C.J. Brown  
 OL Sal Conaboy  
 WR Stefon Diggs  
 WR Marcus Leak  
 WR Deon Long

### Defensive Starters Returning (4)

DB Sean Davis  
 DB William Likely  
 DL Yannick Ngakoué  
 DB Anthony Nixon

### Defensive Starters Lost (7)

DL Keith Bowers  
 LB Cole Farrand  
 LB LA Goree  
 DB Jeremiah Johnson  
 DL Darius Kilgo  
 DL Andre Monroe  
 LB Matt Robinson

### Starting Kickers Returning (1)

K Brad Craddock

### Starting Kickers Lost (1)

P Nathan Renfro

## QUICK FACTS

### UNIVERSITY FACTS:

**Location:** College Park, Md.  
**Population:** 31,208  
**Founded:** 1856  
**Joined Big Ten:** 2014  
**First Year of Big Ten Football:** 2014  
**Enrollment:** 37,631  
**Nickname:** Terrapins  
**Colors:** Red, White, Black, Gold  
**Marching Band:**  
 Mighty Sound of Maryland  
**President:** Wallace D. Loh  
**Director of Athletics:** Kevin Anderson  
**Senior Woman Administrator:**  
 Lori Ebihara  
**Faculty Representative:** Nick Hadley

### TEAM HISTORY:

**First Year of Football:** 1892  
**All-Time Record (Years):**  
 631-565-43 (122)  
**All-Time Big Ten Record (Years):**  
 4-4 (1)  
**Big Ten Championships (Last):** None  
**All-Time Bowl Record:** 11-13-2  
**National Championships:** 1  
**Consensus All-America Selections:** 12  
**First-Team All-Big Ten Selections:** 2

### STADIUM INFORMATION:

**Name:** Capital One Field at Byrd Stadium  
**Capacity:** 51,802  
**Surface:** FieldTurf  
**Largest Crowd/Opponent/Year:**  
 58,973 vs. Penn State, 1975  
**Team Record at Home Stadium:**  
 209-128-1  
**Ticket Office Phone:** 301-314-7070

### TEAM FACTS:

**Head Coach:** Randy Edsall (Syracuse, 1980), 5th year  
**Assistant Coaches:**  
 Mike Locksley (Offensive Coordinator/Quarterbacks)  
 Keith Dudzinski (Defensive Coordinator/Inside Linebackers)  
 John Dunn (Tight Ends/Recruiting Coordinator)  
 Lyndon Johnson (Assistant Head Coach/Outside Linebackers)  
 Keenan McCardell (Wide Receivers)  
 Darrell Perkins (Defensive Backs)  
 Terry Richardson (Running Backs)  
 Greg Studrawa (Offensive Line)  
 Chad Wilt (Defensive Line)  
**Offensive Formation:**  
 Multiple  
**Defensive Formation:**  
 4-3

### MEDIA SERVICES:

**Football Contact:**  
 Dustin Semonavick  
**Office Phone:**  
 301-314-7065  
**Cell Phone:**  
 757-544-8393  
**Fax:** 301-314-9094  
**Email:**  
 TBA



**Press Box Phone:** 301-405-7810  
**Website:** UMTerps.com  
**Twitter:** @MarylandPride  
**Facebook:** /MarylandFootball  
**Credential Requests:**  
 sportssystem.com/clients/maryland

## 2014 STAT LEADERS

PASSING	GP	Eff.	Att-Comp-Int	Pct	Yds	TD
C.J. Brown	13	114.2	354-189-10	53.4	2,288	13
ROWE	4	154.8	54-34-4	63.0	489	5

RUSHING	GP	Att	Yds	TD	INTERCEPTIONS	No.	Yds	TD
C.J. Brown	13	161	539	8	LIKELY	6	170	2
ROSS	13	85	419	4				
W. BROWN	12	103	356	6				

RECEIVING	GP	Rec.	Yds	TD	DEFENSE	GP	Tackles	Sacks-Yds
Diggs	10	62	792	5	DAVIS	13	118	0.0-0
Long	13	51	575	2	Goree	12	98	1.0-1
W. BROWN	12	21	198	0	LIKELY	13	83	1.0-15
Leak	13	20	297	3				

Returnees in ALL CAPS

FIELD GOALS	FGM-FGA	Pct	Lg
CRADDOCK	18-19	94.7	57

PUNTING	No.	Yds	Avg	Lg
Renfro	84	3,487	41.5	64

## 2015 SCHEDULE

DATE	OPPONENT
9/5	Richmond
9/12	Bowling Green
9/19	South Florida
9/26	at West Virginia
<b>10/3</b>	<b>Michigan</b>
<b>10/10</b>	<b>at Ohio State</b>
<b>10/24</b>	<b>Penn State [1]</b>
10/31	at Iowa
11/7	Wisconsin
<b>11/14</b>	<b>at Michigan State</b>
<b>11/21</b>	<b>Indiana</b>
<b>11/28</b>	<b>at Rutgers</b>

[1] at Baltimore, Md.

East Division Games in Bold

## 2014 RESULTS

### 7-6, 4-4 Big Ten

### 3rd/East Division

DATE	SCORE	OPPONENT
8/30	W, 52-7	James Madison
9/6	W, 24-17	at South Florida
9/13	L, 37-40	West Virginia
9/20	W, 34-20	at Syracuse
<b>9/27</b>	<b>W, 37-15</b>	<b>at Indiana</b>
<b>10/4</b>	<b>L, 24-52</b>	<b>Ohio State</b>
10/18	W, 38-31	Iowa
10/25	L, 7-52	at Wisconsin
<b>11/1</b>	<b>W, 20-19</b>	<b>at Penn State</b>
<b>11/15</b>	<b>L, 15-37</b>	<b>Michigan State</b>
<b>11/22</b>	<b>W, 23-16</b>	<b>at Michigan</b>
<b>11/29</b>	<b>L, 38-41</b>	<b>Rutgers</b>
12/30	L, 21-45	vs. Stanford Foster Farms Bowl

East Division Games in Bold





## HEAD COACH



**Name:** Jim Harbaugh  
**Hometown:** Palo Alto, Calif.  
**High School:** Palo Alto High School  
**Bachelor's Degree:** Michigan, communications, 1986  
**School Record (years):** 0-0 (1st)  
**Big Ten Record (years):** 0-0 (1st)  
**Career Record (years):** 58-27 (7)

## 2015 ROSTER BREAKDOWN

*Current team roster available on school website*

**Letterwinners Returning: 50**  
 Offense: 23  
 Defense: 25  
 Special Teams: 2

**Letterwinners Lost: 19**  
 Offense: 10  
 Defense: 7  
 Special Teams: 2

**Offensive Starters Returning (10)**  
 RT Ben Braden  
 TE Jake Butt\*  
 LT Mason Cole  
 WR Amara Darboh  
 DL Graham Glasgow  
 RB Derrick Green  
 TE Khalid Hill\*  
 OL Kyle Kalis  
 FB Joe Kerridge  
 TE A.J. Williams\*

**Offensive Starters Lost (3)**  
 WR Devin Funchess  
 QB Devin Gardner  
 C Jack Miller

**Defensive Starters Lost (4)**  
 DE Brennen Beyer  
 CB Blake Countess  
 LB Jake Ryan  
 CB Raymon Taylor

**Defensive Starters Returning (9)**  
 LB Joe Bolden  
 SS Jeremy Clark  
 DT Ryan Glasgow  
 DT Willie Henry\*  
 CB Jourdan Lewis  
 LB Desmond Morgan#  
 LB James Ross III  
 FS Jarrod Wilson  
 DT Chris Wormley\*

**Starting Kickers Lost (2)**  
 P Will Hagerup  
 K Matt Wile

\* Split time as starter  
 # Medical redshirt last season

**Starting Kickers Returning (0)**  
 None

## QUICK FACTS

**UNIVERSITY FACTS:**  
**Location:** Ann Arbor, Mich.  
**Population:** 114,024  
**Founded:** 1817  
**Joined Big Ten:** 1896 (charter member)  
**First Year of Big Ten Football:** 1896  
**Enrollment:** 43,625  
**Nickname:** Wolverines  
**Colors:** Maize and Blue  
**Marching Band:** University of Michigan Marching Band  
**President:** Mark Schlissel  
**Interim Director of Athletics:** Jim Hackett  
**Senior Woman Administrator:** Bitsy Ritt  
**Faculty Representative:** Anne Curzan

**TEAM HISTORY:**  
**First Year of Football:** 1879  
**All-Time Record (Years):** 915-328-36 (135)  
**All-Time Big Ten Record (Years):** 485-198-18 (108)  
**Big Ten Championships (Last):** 42 (2004)  
**All-Time Bowl Record:** 20-23  
**National Championships:** 11  
**Consensus All-America Selections:** 78  
**First-Team All-Big Ten Selections:** 402

**STADIUM INFORMATION:**  
**Name:** Michigan Stadium  
**Capacity:** 109,901  
**Surface:** FieldTurf  
**Largest Crowd/Opponent/Year:** 115,109 vs. Notre Dame, 2013  
**Team Record at Home Stadium:** 407-125-15  
**Ticket Office Phone:** 734-764-0247

**TEAM FACTS:**  
**Head Coach:** Jim Harbaugh (Michigan, 1986), 1st year  
**Assistant Coaches:**  
 John Baxter (Special Teams Coordinator)  
 Tim Drevno (Offensive Coordinator/Offensive Line)  
 DJ Durkin (Defensive Coordinator)  
 Jedd Fisch (Passing Game Coordinator/Quarterbacks/Wide Receivers)  
 Jay Harbaugh (Tight Ends)  
 Greg Jackson (Defensive Backs)  
 Greg Mattison (Linebackers)  
 Tyrone Wheatley (Running Backs)  
 Mike Zordich (Defensive Backs)  
**Offensive Formation:** Pro Style  
**Defensive Formation:** 3-4

**MEDIA SERVICES:**  
**Football Contacts:**  
 David Ablauf and Chad Shepard  
**Office Phone:** 734-763-4423  
**Fax:** 734-647-1188  
**Press Box Phone:** 734-615-9568  
**Website:** MGoBlue.com  
**Twitter:** @umichfootball  
**Facebook:** /Michiganfbll  
**Credential Requests:** MGoBlue.com/media

**Ablauf Cell Phone:** 734-323-2281  
**Ablauf Email:** dablauf@umich.edu

**Shepard Cell Phone:** 248-410-4449  
**Shepard Email:** shep Chad@umich.edu



## 2014 STAT LEADERS

PASSING	GP	Eff.	Att-Comp-Int	Pct	Yds	TD			
Gardner	12	118.8	283-174-15	61.5	1,896	10			
MORRIS	5	46.9	40-14-3	35.0	128	0			
RUSHING	GP	Att	Yds	TD	PUNTING	No.	Yds	Avg	Lg
SMITH	12	108	519	6	Hagerup	53	2,274	42.9	63
GREEN	6	82	471	3	INTERCEPTIONS	No.	Yds	TD	
JOHNSON	12	60	361	4	LEWIS	2	4	0	
RECEIVING	GP	Rec.	Yds	TD	DEFENSE	GP	Tackles	Sacks-Yds	
Funchess	11	62	733	4	Ryan	12	112	2.0-15	
DARBOH	12	36	473	2	BOLDEN	12	102	2.0-15	
BUTT	10	21	211	2	WILSON	10	50	0.0-0	
FIELD GOALS	FGM-FGA	Pct	Lg	F. Clark	10	42	4.5-52		
Wile	15-21	71.4	48	Returnees in ALL CAPS					

## 2015 SCHEDULE

DATE	OPPONENT
9/3	at Utah
9/12	Oregon State
9/19	UNLV
9/26	BYU
<b>10/3</b>	<b>at Maryland</b>
10/10	Northwestern
<b>10/17</b>	<b>Michigan State</b>
10/31	at Minnesota
<b>11/7</b>	<b>Rutgers</b>
<b>11/14</b>	<b>at Indiana</b>
<b>11/21</b>	<b>at Penn State</b>
<b>11/28</b>	<b>Ohio State</b>

East Division Games in Bold

## 2014 RESULTS

5-7, 3-5 Big Ten  
T-4th/East Division

DATE	SCORE	OPPONENT
8/30	W, 52-14	Appalachian State
9/6	L, 0-31	at Notre Dame
9/13	W, 34-10	Miami (Ohio)
9/20	L, 10-26	Utah
9/27	L, 14-30	Minnesota
<b>10/4</b>	<b>L, 24-26</b>	<b>at Rutgers</b>
<b>10/11</b>	<b>W, 18-13</b>	<b>Penn State</b>
<b>10/25</b>	<b>L, 11-35</b>	<b>at Michigan State</b>
<b>11/1</b>	<b>W, 34-10</b>	<b>Indiana</b>
11/8	W, 10-9	at Northwestern
<b>11/22</b>	<b>L, 16-23</b>	<b>Maryland</b>
<b>11/29</b>	<b>L, 28-42</b>	<b>at Ohio State</b>

East Division Games in Bold



# MICHIGAN STATE SPARTANS



## HEAD COACH



**Name:** Mark Dantonio  
**Hometown:** El Paso, Texas  
**High School:** Zanesville (Ohio) High School  
**Bachelor's Degree:** South Carolina, education, 1979  
**Master's Degree:** Ohio, education, 1980  
**School Record (years):** 75-31 (8)  
**Big Ten Record (years):** 45-19 (8)  
**Career Record (years):** 93-48 (11)

## 2015 ROSTER BREAKDOWN

Current team roster available on school website

### Letterwinners Returning: 51

Offense: 25  
 Defense: 23  
 Special Teams: 3

### Letterwinners Lost: 17

Offense: 11  
 Defense: 5  
 Special Teams: 1

### Offensive Starters Returning (7)

C Jack Allen  
 RG Donavon Clark  
 LT Jack Conklin  
 QB Connor Cook  
 RT Kodi Kieler\*  
 FB Trevon Pendleton  
 TE Josiah Price

### Offensive Starters Lost (5)

OG Travis Jackson  
 OL Connor Kruse\*  
 RB Jeremy Langford  
 WR Tony Lippett  
 WR Keith Mumphery

### Defensive Starters Returning (7)

DE Shilique Calhoun  
 LB Ed Davis  
 LB Darien Harris  
 CB Darian Hicks  
 DT Joel Heath  
 NT Lawrence Thomas  
 SS RJ Williamson

### Defensive Starters Lost (4)

FS Kurtis Drummond  
 LB Taiwan Jones  
 DE Marcus Rush  
 CB Trae Wayne

### Starting Kickers Lost (1)

P Mike Sadler

### Starting Kickers Returning (1)

PK Michael Geiger

\* Split time as starter

## QUICK FACTS

### UNIVERSITY FACTS:

**Location:** East Lansing, Mich.  
**Population:** 48,579  
**Founded:** 1855  
**Joined Big Ten:** 1949  
**First Year of Big Ten Football:** 1953  
**Enrollment:** 50,085  
**Nickname:** Spartans  
**Colors:** Green and White  
**Marching Band:**  
 Spartan Marching Band  
**President:** Lou Anna K. Simon  
**Director of Athletics:** Mark Hollis  
**Senior Woman Administrator:**  
 Shelley Appelbaum  
**Faculty Representative:** Sue Carter

### TEAM HISTORY:

**First Year of Football:** 1896  
**All-Time Record (Years):**  
 669-439-44 (118)  
**All-Time Big Ten Record (Years):**  
 258-201-9 (62)  
**Big Ten Championships (Last):**  
 8 (2013)  
**All-Time Bowl Record:** 11-14  
**National Championships:** 6  
**Consensus All-America Selections:** 31  
**First-Team All-Big Ten Selections:** 167

### STADIUM INFORMATION:

**Name:** Spartan Stadium  
**Capacity:** 75,005  
**Surface:** Grass  
**Largest Crowd/Opponent/Year:**  
 80,401 vs. Notre Dame, 1990  
**Team Record at Home Stadium:**  
 349-148-13  
**Ticket Office Phone:** 517-355-1610

### TEAM FACTS:

**Head Coach:** Mark Dantonio  
 (South Carolina, 1979), 9th year  
**Assistant Coaches:**  
 Harlon Barnett (Assistant Head Coach/Co-Defensive Coordinator/Secondary)  
 Jim Bollman (Co-Offensive Coordinator/Tight Ends)  
 Ron Burton (Defensive Line)  
 Brad Salem (Quarterbacks/Recruiting Coordinator)  
 Terrence Samuel (Wide Receivers)  
 Mark Snyder (Linebackers/Special Teams)  
 Mark Staten (Offensive Line)  
 Mike Tressel (Co-Defensive Coordinator/Linebackers)  
 Dave Warner (Co-Offensive Coordinator/Running Backs)  
**Offensive Formation:**  
 Multiple  
**Defensive Formation:**  
 Multiple 4-3

### MEDIA SERVICES:

**Football Contact:**  
 John Lewandowski  
**Office Phone:**  
 517-355-2271  
**Home Phone:**  
 517-664-2995  
**Cell Phone:**  
 517-243-2354  
**Fax:** 517-353-9636  
**Email:** lewski@ath.msu.edu  
**Press Box Phone:** 517-353-0360  
**Website:** msuspartans.com  
**Twitter:** @msu\_football  
**Facebook:** /MSUathletics  
**Credential Requests:**  
 MSUSpartans.com/fbcredentials



## 2014 STAT LEADERS

PASSING	GP	Eff.	Att-Comp-Int	Pct	Yds	TD
COOK	13	149.4	365-212-8	58.1	3,214	24

RUSHING	GP	Att	Yds	TD	INTERCEPTIONS	No.	Yds	TD
Langford	13	276	1,522	22	Drummond	4	52	0
Hill	13	107	622	9	WILLIAMSON	3	60	2
					Waynes	3	0	0

RECEIVING	GP	Rec.	Yds	TD	DEFENSE	GP	Tackles	Sacks-Yds
Lippett	13	65	1,198	11	Drummond	13	72	0.0-0
KINGS	13	29	404	1	Jones	13	60	4.0-19
BURBRIDGE	13	29	358	1	WILLIAMSON	13	59	0.0-0
Mumphery	13	26	495	3	DAVIS	13	58	7.0-33
PRICE	13	26	374	6				

FIELD GOALS	FGM-FGA	Pct	Lg	Returns in ALL CAPS
GEIGER	14-22	63.6	42	

PUNTING	No.	Yds	Avg	Lg
Sadler	52	2,143	41.2	66

## 2015 SCHEDULE

DATE	OPPONENT
9/4	at Western Michigan
9/12	Oregon
9/19	Air Force
9/26	Central Michigan
10/3	Purdue
<b>10/10</b>	<b>at Rutgers</b>
<b>10/17</b>	<b>at Michigan</b>
<b>10/24</b>	<b>Indiana</b>
11/7	at Nebraska
<b>11/14</b>	<b>Maryland</b>
<b>11/21</b>	<b>at Ohio State</b>
<b>11/28</b>	<b>Penn State</b>

East Division Games in Bold

## 2014 RESULTS

### 11-2, 7-1 Big Ten 2nd/East Division

DATE	SCORE	OPPONENT
8/29	W, 45-7	Jacksonville State
9/6	L, 27-46	at Oregon
9/20	W, 73-14	Eastern Michigan
9/27	W, 56-14	Wyoming
10/4	W, 27-22	Nebraska
10/11	W, 45-31	at Purdue
<b>10/18</b>	<b>W, 56-17</b>	<b>at Indiana</b>
<b>10/25</b>	<b>W, 35-11</b>	<b>Michigan</b>
<b>11/8</b>	<b>L, 37-49</b>	<b>Ohio State</b>
<b>11/15</b>	<b>W, 37-15</b>	<b>at Maryland</b>
<b>11/22</b>	<b>W, 45-3</b>	<b>Rutgers</b>
<b>11/29</b>	<b>W, 34-10</b>	<b>at Penn State</b>
1/1	W, 42-41	vs. Baylor

Goodyear Cotton Bowl

East Division Games in Bold



# OHIO STATE BUCKEYES



## HEAD COACH



**Name:** Urban Meyer  
**Hometown:** Ashtabula, Ohio  
**High School:** St. John High School  
**Bachelor's Degree:** Cincinnati, psychology, 1986  
**Master's Degree:** Ohio State, sports administration, 1988  
**School Record (years):** 38-3 (3)  
**Big Ten Record (years):** 24-0 (3)  
**Career Record (years):** 142-26 (13)

## 2015 ROSTER BREAKDOWN

Current team roster available on school website

**Letterwinners Returning: 45**  
 Offense: 20  
 Defense: 22  
 Special Teams: 3

**Letterwinners Lost: 22**  
 Offense: 7  
 Defense: 11  
 Special Teams: 4

**Offensive Starters Returning (9)**

QB	J.T. Barrett*
C	Jacoby Boren
OT	Taylor Decker
OG	Pat Elflein
RB	Ezekiel Elliott
QB	Cardale Jones*
QB	Braxton Miller#
OG	Billy Price
WR	Michael Thomas

**Offensive Starters Lost (4)**

OT	Darryl Baldwin
TE	Jeff Heurman
WR	Devin Smith
WR	Evan Spencer

**Defensive Starters Returning (7)**

CB	Eli Apple
SAF	Vonn Bell
DE	Joey Bosa
LB	Darron Lee
LB	Joshua Perry
SAF	Tyvis Powell
DT	Adolphus Washington

**Defensive Starters Lost (4)**

DT	Michael Bennett
LB	Curtis Grant
CB	Doran Grant
DE	Steve Miller

**Starting Kickers Returning (2)**

P	Cameron Johnston
K	Sean Nuernberger

**Starting Kickers Lost (0)**  
None

\* Split time as starter  
 # Missed season due to injury

**Starting Kickers Returning (2)**

P	Cameron Johnston
K	Sean Nuernberger

## QUICK FACTS

**UNIVERSITY FACTS:**  
**Location:** Columbus, Ohio  
**Population:** 1.7 million  
**Founded:** 1870  
**Joined Big Ten:** 1912  
**First Year of Big Ten Football:** 1913  
**Enrollment:** 57,466  
**Nickname:** Buckeyes  
**Colors:** Scarlet and Gray  
**Marching Band:** The Ohio State University Marching Band  
**President:** Michael V. Drake  
**Director of Athletics:** Gene Smith  
**Senior Woman Administrator:** Mieshelle Willis  
**Faculty Representative:** John Davidson

**TEAM HISTORY:**  
**First Year of Football:** 1890  
**All-Time Record (Years):** 863-319-53 (125)\*  
**All-Time Big Ten Record (Years):** 482-171-24 (102)\*  
**Big Ten Championships (Last):** 35 (2014)\*  
**All-Time Bowl Record:** 21-24\*  
**National Championships:** 8  
**Consensus All-America Selections:** 79  
**First-Team All-Big Ten Selections:** 381

**STADIUM INFORMATION:**  
**Name:** Ohio Stadium  
**Capacity:** 104,944  
**Surface:** FieldTurf  
**Largest Crowd/Opponent/Year:** 108,610 vs. Michigan, 2014  
**Team Record at Home Stadium:** 418-109-20\*  
**Ticket Office Phone:** 614-292-2624

**TEAM FACTS:**  
**Head Coach:** Urban Meyer (Cincinnati, 1986), 4th year  
**Assistant Coaches:**  
 Luke Fickell (Defensive Coordinator/Linebackers)  
 Ed Warinner (Offensive Coordinator/Offensive Line)  
 Chris Ash (Co-Defensive Coordinator/Safeties)  
 Tim Beck (Co-Offensive Coordinator/Quarterbacks)  
 Tony Alford (Assistant Head Coach for Offense/Running Backs)  
 Larry Johnson (Assistant Head Coach/Defensive Line)  
 Tim Hinton (Tight Ends/Fullbacks)  
 Kerry Coombs (Cornerbacks/Special Teams Coordinator)  
 Zach Smith (Wide Receivers)  
**Offensive Formation:** Power Spread  
**Defensive Formation:** Multiple

**MEDIA SERVICES:**  
**Football Contact:** Jerry Emig  
**Office Phone:** 614-688-0343  
**Cell Phone:** 614-203-2766  
**Fax:** 614-292-8547  
**Email:** emig.2@osu.edu  
**Press Box Phone:** 614-292-1812  
**Website:** ohiostatebuckeyes.com  
**Twitter:** @OhioStAthletics  
**Facebook:** /Buckeyes  
**Credential Requests:** OhioStatebuckeyes.com/media



\* All Ohio State wins vacated from 2010 season

## 2014 STAT LEADERS

PASSING	GP	Eff.	Att-Comp-Int	Pct	Yds	TD
BARRETT	12	169.8	314-203-10	64.6	2,834	34
JONES	10	160.2	92-56-2	60.9	860	7

RUSHING	GP	Att	Yds	TD	INTERCEPTIONS	No.	Yds	TD
ELLIOTT	15	273	1,878	18	BELL	6	29	0
BARRETT	12	171	938	11	D. Grant	5	106	0
SAMUEL	15	58	383	6	POWELL	4	49	0

RECEIVING	GP	Rec.	Yds	TD	DEFENSE	GP	Tackles	Sacks-Yds
THOMAS	15	54	799	9	PERRY	15	124	3.0-18
MARSHALL	15	38	499	6	BELL	15	92	1.0-1
Smith	15	33	931	12	LEE	15	81	7.5-52
ELLIOTT	15	28	220	0	POWELL	15	76	0.0-0
WILSON	10	21	300	3	C. Grant	15	69	1.0-11
					D. Grant	15	63	0.0-0
					BOSA	15	55	13.5-96

Field Goals: NUERNBERGER 13-20 65.0 49

Returnees in ALL CAPS

PUNTING	No.	Yds	Avg	Lg
JOHNSTON	48	2,164	45.1	73

## 2015 SCHEDULE

DATE	OPPONENT
9/7	at Virginia Tech
9/12	Hawaii
9/19	Northern Illinois
9/26	Western Michigan
<b>10/3</b>	<b>at Indiana</b>
<b>10/10</b>	<b>Maryland</b>
<b>10/17</b>	<b>Penn State</b>
<b>10/24</b>	<b>at Rutgers</b>
11/7	Minnesota
11/14	at Illinois
<b>11/21</b>	<b>Michigan State</b>
<b>11/28</b>	<b>at Michigan</b>

East Division Games in Bold

## 2014 RESULTS

14-1, 8-0 Big Ten  
1st/East Division  
Big Ten Champion  
National Champion

DATE	SCORE	OPPONENT
8/30	W, 34-17	vs. Navy [1]
9/6	L, 21-35	Virginia Tech
9/13	W, 66-0	Kent State
9/27	W, 50-28	Cincinnati
<b>10/4</b>	<b>W, 52-24</b>	<b>at Maryland</b>
<b>10/18</b>	<b>W, 56-17</b>	<b>Rutgers</b>
<b>10/25</b>	<b>W, 31-24 (2OT)</b>	<b>at Penn State</b>
11/1	W, 55-14	Illinois
<b>11/8</b>	<b>W, 49-37</b>	<b>at Michigan State</b>
11/15	W, 31-24	at Minnesota
<b>11/22</b>	<b>W, 42-27</b>	<b>Indiana</b>
<b>11/29</b>	<b>W, 42-28</b>	<b>Michigan</b>
12/6	W, 59-0	vs. Wisconsin [2]
1/1	W, 42-35	vs. Alabama [3]
1/12	W, 42-20	vs. Oregon [4]

[1] at Baltimore, Md.  
 [2] Big Ten Championship Game (Indianapolis)  
 [3] Allstate Sugar Bowl (New Orleans)  
 [4] College Football Playoff National Championship (Arlington)  
**East Division Games in Bold**



## HEAD COACH



**Name:** James Franklin  
**Hometown:** Langhorne, Pa.  
**High School:** Neshaminy High School  
**Bachelor's Degree:** East Stroudsburg, psychology, 1995  
**School Record (years):** 7-6 (1)  
**Big Ten Record (years):** 2-6 (1)  
**Career Record (years):** 31-21 (4)

## 2015 ROSTER BREAKDOWN

Current team roster available on school website

<b>Letterwinners Returning: 40</b>	<b>Letterwinners Lost: 18</b>
Offense: 17	Offense: 10
Defense: 20	Defense: 7
Special Teams: 3	Special Teams: 1
<b>Offensive Starters Returning (7)</b>	<b>Offensive Starters Lost (4)</b>
TE Kyle Carter	RB Bill Belton
G Brian Gaia	G Miles Dieffenbach
QB Christian Hackenberg	TE Jesse James
WR DaeSean Hamilton	T Donovan Smith
WR Geno Lewis	
C Angelo Mangiro	<b>Defensive Starters Lost (4)</b>
T Andrew Nelson	S Adrian Amos
	DE Deion Barnes
<b>Defensive Starters Returning (7)</b>	LB Mike Hull
S Marcus Allen	DE C.J. Olaniyan
LB Brandon Bell	
DT Austin Johnson	<b>Starting Kickers Lost (1)</b>
CB Jordan Lucas	PK Sam Ficken
LB Nyeem Wartman-White	
CB Trevor Williams	
DT Anthony Zettel	
<b>Starting Kickers Returning (1)</b>	
P Daniel Pasquariello	

## QUICK FACTS

### UNIVERSITY FACTS:

**Location:** University Park, Pa.  
**Population:** 42,034  
**Founded:** 1855  
**Joined Big Ten:** 1990  
**First Year of Big Ten Football:** 1993  
**Enrollment:** 46,068  
**Nickname:** Nittany Lions  
**Colors:** Blue and White  
**Marching Band:** Penn State Blue Band  
**President:** Eric Barron  
**Director of Athletics:** Sandy Barbour  
**Senior Woman Administrator:** Charmelle Green  
**Faculty Representative:** Linda Caldwell

### TEAM FACTS:

**Head Coach:** James Franklin (East Stroudsburg, 1995), 2nd year  
**Assistant Coaches:**  
 John Donovan (Offensive Coordinator/Tight Ends)  
 Josh Gattis (Offensive Recruiting Coordinator/Assistant Special Teams Coordinator/Wide Receivers)  
 Herb Hand (Run Game Coordinator/Offensive Line)  
 Charles Huff (Special Teams Coordinator/Running Backs)  
 Brent Pry (Assistant Head Coach/Co-Defensive Coordinator/Linebackers)  
 Ricky Rahne (Passing Game Coordinator/Quarterbacks)  
 Bob Shoop (Defensive Coordinator/Safeties)  
 Terry Smith (Defensive Recruiting Coordinator/Cornerbacks)  
 Sean Spencer (Defensive Line)  
**Offensive Formation:** Multiple  
**Defensive Formation:** Multiple

### TEAM HISTORY:

**First Year of Football:** 1887  
**All-Time Record (Years):** 849-376-42 (128)  
**All-Time Big Ten Record (Years):** 108-68 (22)  
**Big Ten Championships (Last):** 3 (2008)  
**All-Time Bowl Record:** 28-15-2  
**National Championships:** 2  
**Consensus All-America Selections:** 40  
**First-Team All-Big Ten Selections:** 80

### STADIUM INFORMATION:

**Name:** Beaver Stadium  
**Capacity:** 106,572  
**Surface:** Natural Grass  
**Largest Crowd/Opponent/Year:** 110,753 vs. Nebraska, 2002  
**Team Record at Home Stadium:** 267-69-0  
**Ticket Office Phone:** 800-NITTANY

### MEDIA SERVICES:

**Football Contact:** Kristina Petersen  
**Office Phone:** 814-865-1757  
**Cell Phone:** 814-883-4581  
**Fax:** 814-863-3165  
**Email:** kap18@psu.edu  
**Press Box Phone:** 814-863-1121  
**Website:** GoPSUsports.com  
**Twitter:** @PennStateFball  
**Facebook:** /PSUFball  
**Credential Requests:** GoPSUsports.com/media



## 2014 STAT LEADERS

<b>PASSING</b>	<b>GP</b>	<b>Eff.</b>	<b>Att-Comp-Int</b>	<b>Pct</b>	<b>Yds</b>	<b>TD</b>		
HACKENBERG	13	109.4	484-270-15	55.8	2,977	12		
<b>RUSHING</b>	<b>GP</b>	<b>Att</b>	<b>Yds</b>	<b>TD</b>	<b>INTERCEPTIONS</b>	<b>No.</b>	<b>Yds</b>	<b>TD</b>
LYNCH	13	147	678	4	ZETTEL	3	52	1
Belton	13	125	526	6	Amos	3	35	0
Zwinak	8	40	112	3				
<b>RECEIVING</b>	<b>GP</b>	<b>Rec.</b>	<b>Yds</b>	<b>TD</b>	<b>DEFENSE</b>	<b>GP</b>	<b>Tackles</b>	<b>Sacks-Yds</b>
HAMILTON	13	82	899	2	Hull	13	140	2.0-12
LEWIS	13	55	751	2	WARTMAN	12	75	0.0-0
James	13	38	396	3	LUCAS	13	58	2.0-8
					ALLEN	13	58	1.0-11
					A. JOHNSON	13	49	1.0-10
<b>FIELD GOALS</b>	<b>FGM-FGA</b>	<b>Pct</b>	<b>Lg</b>					
Ficken	24-29	82.8	50					
<b>PUNTING</b>	<b>No.</b>	<b>Yds</b>	<b>Avg</b>	<b>Lg</b>				
PASQUARIELLO	47	1,754	37.3	63				
GULLA	28	1,045	37.3	53				

Returns in ALL CAPS

## 2015 SCHEDULE

DATE	OPPONENT
9/5	at Temple
9/12	Buffalo
<b>9/19</b>	<b>Rutgers</b>
9/26	San Diego State
10/3	Army
<b>10/10</b>	<b>Indiana</b>
<b>10/17</b>	<b>at Ohio State</b>
<b>10/24</b>	<b>at Maryland [1]</b>
10/31	Illinois
11/7	at Northwestern
<b>11/21</b>	<b>Michigan</b>
<b>11/28</b>	<b>at Michigan State</b>

[1] at Baltimore, Md.

East Division Games in Bold

## 2014 RESULTS 7-6, 2-6 Big Ten 6th/East Division

DATE	SCORE	OPPONENT
8/30	W, 26-24	vs. Central Fla. [1]
9/6	W, 21-3	Akron
<b>9/13</b>	<b>W, 13-10</b>	<b>at Rutgers</b>
9/20	W, 48-7	Massachusetts
9/27	L, 6-29	Northwestern
<b>10/11</b>	<b>L, 13-18</b>	<b>at Michigan</b>
<b>10/25</b>	<b>L, 24-31 (2OT)</b>	<b>Ohio State</b>
<b>11/1</b>	<b>L, 19-20</b>	<b>Maryland</b>
<b>11/8</b>	<b>W, 13-7</b>	<b>at Indiana</b>
11/15	W, 30-13	Temple
11/22	L, 14-16	at Illinois
<b>11/29</b>	<b>L, 10-34</b>	<b>Michigan State</b>
12/27	W, 31-30 (OT)	vs. Boston College New Era PinStripe Bowl

[1] at Dublin, Ireland

East Division Games in Bold



## HEAD COACH



**Name:** Kyle Flood  
**Hometown:** Bayside, N.Y.  
**High School:** St. Francis Prep  
**Bachelor's Degree:** Iona, mathematics, 1993  
**School Record (years):** 23-16 (3)  
**Big Ten Record (years):** 3-5 (1)  
**Career Record (years):** 23-16 (3)

## 2015 ROSTER BREAKDOWN

*Current team roster available on school website*

### Letterwinners Returning: 52

Offense: 27  
 Defense: 20  
 Special Teams: 5

### Letterwinners Lost: 28

Offense: 9  
 Defense: 16  
 Special Teams: 3

### Offensive Starters Returning (5)

WR Leonte Carroo  
 RB Paul James  
 OL Keith Lumpkin  
 OL Chris Muller  
 WR Andre Patton

### Offensive Starters Lost (6)

OL Taj Alexander  
 OL Betim Bujari  
 FB Michael Burton  
 OL Kaleb Johnson  
 TE Tyler Kroft  
 QB Gary Nova

### Defensive Starters Returning (5)

DB Nadir Barnwell  
 LB Quentin Gause  
 DL Darius Hamilton  
 LB Steve Longa  
 DL Djwany Mera

### Defensive Starters Lost (6)

DB Johnathan Aiken  
 DB Gareef Glashen  
 DL Kenneth Kirksey  
 DL David Milewski  
 LB Kevin Snyder  
 DB Lorenzo Waters

### Starting Kickers Returning (3)

K Kyle Federico  
 P Tim Gleeson\*  
 P Joey Roth\*

### Starting Kickers Lost (0)

None

\* Split time as starter

## QUICK FACTS

### UNIVERSITY FACTS:

**Location:** New Brunswick, N.J.  
**Population:** 56,160  
**Founded:** 1766  
**Joined Big Ten:** 2014  
**First Year of Big Ten Football:** 2014  
**Enrollment:** 65,000  
**Nickname:** Scarlet Knights  
**Colors:** Scarlet and White  
**Marching Band:** The Pride of New Jersey  
**President:** Robert L. Barchi  
**Director of Athletics:** Julie Hermann  
**Senior Woman Administrator:** Kate Hickey  
**Faculty Representative:** Thomas M. Stephens

### TEAM HISTORY:

**First Year of Football:** 1869  
**All-Time Record (Years):** 639-620-2 (145)  
**All-Time Big Ten Record (Years):** 3-5 (1)  
**Big Ten Championships (Last):** None  
**All-Time Bowl Record:** 6-4  
**National Championships:** 1  
**Consensus All-America Selections:** 4  
**First-Team All-Big Ten Selections:** 1

### STADIUM INFORMATION:

**Name:** High Point Solutions Stadium  
**Capacity:** 52,454  
**Surface:** FieldTurf  
**Largest Crowd/Opponent/Year:** 53,774 vs. Penn State, 2014  
**Team Record at Home Stadium:** 67-62  
**Ticket Office Phone:** 866-445-GORU

### TEAM FACTS:

**Head Coach:** Kyle Flood (Iona, 1993), 4th year  
**Assistant Coaches:**  
 Ben McDaniels (Offensive Coordinator)  
 Joe Rossi (Defensive Coordinator)  
 Phil Galiano (Special Teams Coordinator/Tight Ends)  
 Norries Wilson (Assistant Head Coach/Running Backs)  
 Mitch Browning (Offensive Line)  
 Anthony Campanile (Wide Receivers)  
 Bob Fraser (Linebackers)  
 Jim Panagos (Defensive Line)  
 Darrell Wilson (Secondary)  
 Rocco DiMeco (Offensive Assistant)  
 Scott Vallone (Defensive Assistant)  
**Offensive Formation:** Pro Style  
**Defensive Formation:** 4-3

### MEDIA SERVICES:

**Football Contact:** Hasim Phillips  
**Office Phone:** 732-445-6069  
**Cell Phone:** 732-470-9457  
**Fax:** 732-445-8899  
**Email:** hphillips@scarletknights.com  
**Press Box Phone:** 732-445-7028  
**Website:** ScarletKnights.com  
**Twitter:** @RFootball  
**Facebook:** /RFootballShow  
**Credential Requests:** credentials@scarletknights.com



## 2014 STAT LEADERS

PASSING	GP	Eff.	Att-Comp-Int	Pct	Yds	TD
Nova	13	145.3	327-187-12	57.2	2,851	22
LAVIANO	5	64.2	28-11-1	39.3	107	0

RUSHING	GP	Att	Yds	TD	INTERCEPTIONS	No.	Yds	TD
PEOPLES	10	115	447	3	Waters	2	45	0
HICKS	12	69	440	2	CIOFFI	2	-3	0
MARTIN	12	87	434	7				
JAMES	4	63	363	5				

RECEIVING	GP	Rec.	Yds	TD	DEFENSE	GP	Tackles	Sacks-Yds
CARROO	13	55	1,086	10	LONGA	13	102	2.0-19
J. GRANT	13	25	312	0	GAUSE	13	72	1.0-2
Kroft	13	24	269	0	Waters	13	71	2.0-14
PATTON	9	20	223	3	Snyder	12	63	1.5-4
					Milewski	13	57	4.0-28

FIELD GOALS	FGM-FGA	Pct	Lg
FEDERICO	16-21	76.2	45

PUNTING	No.	Yds	Avg	Lg
GLEESON	32	1,290	40.3	59
ROTH	31	1,124	36.3	51

Returnees in ALL CAPS

## 2015 SCHEDULE

DATE	OPPONENT
9/5	Norfolk State
9/12	Washington State
9/19	at Penn State
9/26	Kansas
10/10	Michigan State
10/17	at Indiana
10/24	Ohio State
10/31	at Wisconsin
11/7	at Michigan
11/14	Nebraska
11/21	at Army
11/28	Maryland

East Division Games in Bold

## 2014 RESULTS

8-5, 3-5 Big Ten  
 T-4th/East Division

DATE	SCORE	OPPONENT
8/28	W, 41-38	vs. Washington St. [1]
9/6	W, 38-25	Howard
9/13	L, 10-13	Penn State
9/20	W, 31-24	at Navy
9/27	W, 31-6	Tulane
10/4	W, 26-24	Michigan
10/18	L, 17-56	at Ohio State
10/25	L, 24-42	at Nebraska
11/1	L, 0-37	Wisconsin
11/15	W, 45-23	Indiana
11/22	L, 3-45	at Michigan State
11/29	W, 41-38	at Maryland
12/26	W, 40-21	vs. North Carolina Quick Lane Bowl

[1] at Seattle, Wash.

East Division Games in Bold

# 2014 IN REVIEW

## STANDINGS

### EAST DIVISION

	Conference Games						All Games						
	W-L	PCT	H	A	Div.	Strk	W-L	PCT	H	A	N	Top 25 <sup>^</sup>	Strk
1. Ohio State&#%	8-0	1.000	4-0	4-0	6-0	W24	14-1	.933	6-1	4-0	4-0	5-0	W13
2. Michigan State	7-1	.875	3-1	4-0	5-1	W3	11-2	.846	6-1	4-1	1-0	2-2	W4
3. Maryland	4-4	.500	1-3	3-1	3-3	L1	7-6	.538	2-4	5-1	0-1	0-2	L2
4. Rutgers	3-5	.375	2-2	1-3	3-3	W1	8-5	.615	4-2	2-3	2-0	0-3	W2
Michigan	3-5	.375	2-2	1-3	2-4	L2	5-7	.417	4-3	1-4	0-0	0-3	L2
6. Penn State	2-6	.250	0-4	2-2	2-4	L2	7-6	.538	3-4	2-2	2-0	0-2	W1
7. Indiana	1-7	.125	1-3	0-4	0-6	W1	4-8	.333	3-3	1-5	0-0	1-2	W1

### WEST DIVISION

	Conference Games						All Games						
	W-L	PCT	H	A	Div.	Strk	W-L	PCT	H	A	N	Top 25 <sup>^</sup>	Strk
1. Wisconsin&	7-1	.875	4-0	3-1	5-1	W7	11-3	.786	7-0	3-1	1-2	3-2	W1
2. Nebraska	5-3	.625	3-1	2-2	4-2	W1	9-4	.692	6-1	3-2	0-1	0-4	L1
Minnesota	5-3	.625	3-1	2-2	4-2	L1	8-5	.615	6-1	2-3	0-1	1-3	L2
4. Iowa	4-4	.500	2-2	2-2	3-3	L2	7-6	.538	4-3	3-2	0-1	0-1	L3
5. Illinois	3-5	.375	2-2	1-3	2-4	W2	6-7	.462	5-2	1-4	0-1	1-2	L1
Northwestern	3-5	.375	1-3	2-2	2-4	L1	5-7	.417	2-5	3-2	0-0	2-1	L1
7. Purdue	1-7	.125	0-4	1-3	1-5	L6	3-9	.250	2-5	1-3	0-1	0-4	L6

<sup>^</sup> National Polls    & Division Champion    # Big Ten Champion    % National Champion

## BIG TEN CHAMPIONSHIP GAME

Dec. 6, 2014 • Lucas Oil Stadium • Indianapolis, Ind. • FOX  
Ohio State 59, Wisconsin 0  
Attendance: 60,229  
Grange-Griffin Most Valuable Player: Cardale Jones, QB, OSU

## IN THE POLLS

	ILL	IND	IOWA	MD	MICH	MSU	MINN	NEB	NU	OSU	PSU	PUR	RU	WIS
PRE	-/-	-/-	rv/rv	-/-	rv/rv	8/8	-/rv	22/22	rv/rv	5/6	rv/-	-/-	-/-	14/14
9/2	-/-	-/-	rv/rv	-/-	rv/rv	7/6	-/rv	19/18	-/-	8/7	rv/-	-/-	rv/rv	18/19
9/7	-/-	-/-	rv/rv	-/-	-/rv	13/13	-/rv	rv/21	-/-	22/18	rv/-	-/-	-/rv	18/17
9/14	-/-	-/-	-/-	-/-	-/-	11/11	-/-	24/22	-/-	23/18	rv/rv	-/-	-/-	19/17
9/21	-/-	rv/-	-/rv	-/-	-/-	9/9	-/-	21/19	-/-	22/20	rv/rv	-/-	-/-	19/17
9/28	-/-	-/-	-/rv	rv/-	-/-	10/10	-/rv	19/17	-/-	20/18	-/-	-/-	-/-	17/16
10/5	-/-	-/-	-/rv	-/-	-/-	8/8	rv/rv	21/21	-/-	15/15	rv/rv	-/-	rv/rv	rv/rv
10/12	-/-	-/-	rv/rv	-/-	-/-	8/6	rv/rv	19/19	-/-	13/13	-/-	-/-	rv/rv	rv/rv
10/19	-/-	-/-	-/-	rv/-	-/-	8/5	rv/24	16/16	-/-	13/12	-/-	-/-	-/-	-/rv
10/26	-/-	-/-	-/-	-/-	-/-	8/5/8	-/rv/-	17/16/15	-/-	13/13/16	-/-	-/-	-/-	rv/rv/-
11/2	-/-	-/-	-/rv/-	-/-	-/-	7/6/8	-/rv/-	15/14/13	-/-	13/11/14	-/-	-/-	-/-	25/24/25
11/9	-/-	-/-	-/-	-/-	-/-	12/12/12	rv/rv/25	11/11/16	-/-	8/7/8	-/-	-/-	-/-	22/22/20
11/16	-/-	-/-	-/rv/-	-/-	-/-	10/9/11	rv/rv/25	21/19/23	-/-	7/7/6	-/-	-/-	-/-	14/15/16
11/23	-/-	-/-	-/rv/-	-/-	-/-	10/8/10	rv/rv/18	rv/rv/-	-/-	7/7/6	-/-	-/-	-/-	14/14/14
11/30	-/-	-/-	-/-	-/-	-/-	7/7/8	-/25/-	25/23/-	-/-	6/6/5	-/-	-/-	-/-	11/11/13
12/7	-/-	-/-	-/-	-/-	-/-	7/7/8	rv/rv/25	25/22/-	-/-	5/4/4	-/-	-/-	-/-	17/17/18
FINAL	-/-	-/-	-/-	-/-	-/-	T5/5	rv/rv	rv/rv	-/-	1/1	-/-	-/-	-/rv	13/13

rv - Receiving Votes    Associated Press/Amway/College Football Playoff  
(NOTE: College Football Playoff poll first released on Oct. 28)

## WEEK-BY-WEEK ATTENDANCE

	ALL GAMES				CONFERENCE GAMES			
	Games	Total	Average	Sellout	Games	Total	Average	Sellout
8/28-30	10	575,107	57,511	2	--	--	--	--
9/6	10	648,661	64,866	2	--	--	--	--
9/13	5	379,741	75,948	2	1	53,774	53,774	1
9/20	9	600,533	66,726	1	--	--	--	--
9/27	9	687,068	76,341	2	5	378,007	75,601	1
10/4	6	308,568	51,428	3	5	268,111	53,622	3
10/11	5	351,284	70,257	2	5	351,284	70,257	2
10/18	5	298,142	59,628	2	5	298,142	59,628	2
10/25	5	400,087	80,017	4	5	400,087	80,017	4
11/1	6	524,832	87,472	3	6	524,832	87,472	3
11/10	5	246,269	49,254	1	5	246,269	49,254	1
11/15	6	376,157	62,693	2	5	275,984	55,197	2
11/22	7	499,130	71,304	1	7	499,130	71,304	1
11/28-29	7	463,639	66,234	2	7	463,639	66,234	2
<b>TOTAL</b>	<b>95</b>	<b>6,359,218#</b>	<b>66,939</b>	<b>29</b>	<b>56</b>	<b>3,759,259#</b>	<b>67,130</b>	<b>22</b>

# Big Ten Record

## FIRST-TEAM ALL-AMERICANS

Tevin Coleman, RB, IND\*  
Brandon Scherff, OL, IOWA\*  
Brad Craddock, PK, MD  
Jack Allen, C, MSU  
Kurtis Drummond, S, MSU  
Maxx Williams, TE, MINN  
Michael Bennett, DT, OSU  
Joey Bosa, DL, OSU\*  
Kyle Costigan, OL, WIS  
Melvin Gordon, RB, WIS\*  
Rob Havenstein, OL, WIS

Honorees from AFCA, AP, CBS Sports, ESPN.com, FWAA, Sports Illustrated, Sporting News, USA Today and Walter Camp All-America teams  
\* Unanimous Consensus All-American

## ACADEMIC ALL-AMERICANS

**First Team**  
Mark Murphy, IND  
Mike Sadler, MSU  
Maxx Williams, MINN  
David Milewski, RU

**Second Team**  
Mark Weisman, IOWA  
Jacoby Boren, OSU

## MOST VALUABLE PLAYERS

**Illinois** Reilly O'Toole (offense), Earnest Thomas III (defense)  
**Indiana** Tevin Coleman  
**Iowa** Brandon Scherff (offense), Louis Trinca-Pasat (defense)  
**Maryland** William Likely  
**Michigan** Jake Ryan  
**Michigan State** Tony Lippett  
**Minnesota** David Cobb  
**Nebraska** Ameer Abdullah  
**Northwestern** Justin Jackson (offense), Ibraheem Campbell (defense)  
**Ohio State** Evan Spencer  
**Penn State** Mike Hull  
**Purdue** Akeem Hunt (offense), Landon Feichter (defense), Paul Griggs (special teams)  
**Rutgers** Gary Nova  
**Wisconsin** Melvin Gordon

## BOWL RESULTS

**December 26, 2014**  
ZAXBY'S HEART OF DALLAS BOWL  
Louisiana Tech def. ILLINOIS, 35-18

QUICK LANE BOWL  
RUTGERS def. North Carolina, 40-21

**December 27, 2014**  
NEW ERA PINSTRIPE BOWL  
PENN STATE def. Boston College, 31-30 (OT)

NATIONAL UNIVERSITY HOLIDAY BOWL  
#24 USC def. NEBRASKA, 45-42

**December 30, 2014**  
FOSTER FARMS BOWL  
Stanford def. MARYLAND, 45-21

**January 1, 2015**  
OUTBACK BOWL  
#18 WISCONSIN def. #19 Auburn, 34-31 (OT)

GOODYEAR COTTON BOWL  
#8 MICHIGAN STATE def. #5 Baylor, 42-41

BUFFALO WILD WINGS CITRUS BOWL  
#16 Missouri def. #25 MINNESOTA, 33-17

ALLSTATE SUGAR BOWL  
COLLEGE FOOTBALL PLAYOFF SEMIFINAL  
#4 OHIO STATE def. #1 Alabama, 42-35

**January 2, 2015**  
TAXSLAYER BOWL  
Tennessee def. IOWA, 45-28

**January 12, 2015**  
NATIONAL CHAMPIONSHIP  
#4 OHIO STATE def. #2 Oregon, 42-20

Ranking: College Football Playoff

# 2014 ALL-BIG TEN TEAMS & AWARD WINNERS

## BIG TEN INDIVIDUAL AWARD WINNERS

**Dungy-Thompson Humanitarian Award:** Brian Griese, Michigan  
**Ford-Kinnick Leadership Award:** Mike Hopkins, Illinois  
**Graham-George Offensive Player of the Year:** Melvin Gordon, Wisconsin  
**Nagurski-Woodson Defensive Player of the Year:** Joey Bosa, Ohio State  
**Thompson-Randle El Freshman of the Year:** J.T. Barrett, Ohio State  
**Hayes-Schembechler Coach of the Year (coaches vote):** Jerry Kill, Minnesota  
**Dave McClain Coach of the Year (media vote):** Jerry Kill, Minnesota  
**Griese-Brees Quarterback of the Year:** J.T. Barrett, Ohio State  
**Richter-Howard Receiver of the Year:** Tony Lippett, Michigan State

**Ameche-Dayne Running Back of the Year:** Melvin Gordon, Wisconsin  
**Kwalick-Clark Tight End of the Year:** Maxx Williams, Minnesota  
**Rimington-Pace Offensive Lineman of the Year:** Brandon Scherff, Iowa  
**Smith-Brown Defensive Lineman of the Year:** Joey Bosa, Ohio State  
**Butkus-Fitzgerald Linebacker of the Year:** Mike Hull, Penn State  
**Tatum-Woodson Defensive Back of the Year:** Kurtis Drummond, Michigan State  
**Bakken-Andersen Kicker of the Year:** Brad Craddock, Maryland  
**Eddleman-Fields Punter of the Year:** Peter Mortell, Minnesota

### SELECTED BY CONFERENCE COACHES

FIRST TEAM	OFFENSE	SECOND TEAM
J.T. Barrett, Ohio State	Quarterback	Connor Cook, Michigan State
Tevin Coleman, Indiana	Running Back	David Cobb, Minnesota
MELVIN GORDON, Wisconsin	Running Back	Ameer Abdullah, Nebraska
Tony Lippett, Michigan State	Receiver	Stefon Diggs, Maryland
Kenny Bell, Nebraska	Receiver	Devin Funchess, Michigan
Jack Allen, Michigan State	Center	Austin Blythe, Iowa
Pat Elflein, Ohio State	Guard	Travis Jackson, Michigan State
Kyle Costigan, Wisconsin	Guard	Zac Epping, Minnesota
Brandon Scherff, Iowa	Tackle	Jack Conklin, Michigan State
Rob Havenstein, Wisconsin	Tackle	Taylor Decker, Ohio State
Maxx Williams, Minnesota	Tight End	Jeff Heurman, Ohio State
Brad Craddock, Maryland	Kicker	Sam Ficken, Penn State

FIRST TEAM	DEFENSE	SECOND TEAM*
Shilique Calhoun, Michigan State	Line	Carl Davis, Iowa
Randy Gregory, Nebraska	Line	Louis Trinca-Pasat, Iowa
JOEY BOSA, Ohio State	Line	Maliek Collins, Nebraska
Anthony Zettel, Penn State	Line	Michael Bennett, Ohio State
Jake Ryan, Michigan	Linebacker	Quinton Alston, Iowa
Mike Hull, Penn State	Linebacker	Taiwan Jones, Michigan State
Derek Landisch, Wisconsin	Linebacker	Damien Wilson, Minnesota
William Likely, Maryland	Defensive Back	Brian Boddy-Calhoun, Minnesota
Kurtis Drummond, Michigan State	Defensive Back	Eric Murray, Minnesota
Trae Waynes, Michigan State	Defensive Back	Ibraheem Campbell, Northwestern
Doran Grant, Ohio State	Defensive Back	Frankie Williams, Purdue
	Defensive Back	Michael Caputo, Wisconsin
	Defensive Back	Darius Hillary, Wisconsin
Peter Mortell, Minnesota	Punter	Justin DuVernois, Illinois

**HONORABLE MENTION:** ILLINOIS: V'Angelo Bentley, Mike Dudek, Ted Karras, Mason Monheim, Jihad Ward; INDIANA: Antonio Allen, Dan Feeney, Collin Rahrig, Bobby Richardson, Shane Wynn; IOWA: Andrew Donnal, Jordan Lomax, John Lowdermilk, Drew Ott, Tevaun Smith; MARYLAND: Cole Farrand, Andre Monroe; MICHIGAN: Brennan Beyer, Will Hagerup, Raymon Taylor; MICHIGAN STATE: Ed Davis, Jeremy Langford, Josiah Price, Marcus Rush, Mike Sadler; MINNESOTA: Cameron Botticelli, Josh Champion, Theiren Cockran, Tommy Olson; NEBRASKA: Zaire Anderson, Jake Cotton, Sam Foltz, Nate Gerry, Alex Lewis, Josh Mitchell; NORTHWESTERN: Chi Chi Ariguzo, Justin Jackson, Dean Lowry, Nick Van Hoose, Brandon Vitabile, Dan Vitale; OHIO STATE: Darryl Baldwin, Cameron Johnston, Joshua Perry, Devin Smith, Evan Spencer; PENN STATE: Adrian Amos, Deion Barnes, DaeSean Hamilton, Jesse James, Jordan Lucas; PURDUE: Landon Feichter, Paul Griggs; RUTGERS: Leonte Carroo, Kaleb Johnson; WISCONSIN: Vince Biegel, Rafael Gaglianone, Dallas Lewallen, Tyler Marz, Joe Schobert, Marcus Trotter, Dan Voltz.

**Big Ten Sportsmanship Award Honorees:** Reilly O'Toole, ILL; Mark Murphy, IND; Mark Weisman, IOWA; Sal Conaboy, MD; Devin Gardner, MICH; Keith Mumphery, MSU; Cedric Thompson, MINN; Ameer Abdullah, NEB; Tim Hanrahan, NU; Nic Sarac, OSU; Ryan Keiser, PSU; Dolapo Macarthy, PUR; Lorenzo Waters, RU; Rob Havenstein, WIS.

Unanimous selection in ALL CAPS

\* Additional honorees due to ties

### SELECTED BY CONFERENCE MEDIA

FIRST TEAM	OFFENSE	SECOND TEAM
J.T. BARRETT, Ohio State	Quarterback	Connor Cook, Michigan State
Tevin Coleman, Indiana	Running Back	David Cobb, Minnesota
Melvin Gordon, Wisconsin	Running Back	Ameer Abdullah, Nebraska
Tony Lippett, Michigan State	Receiver	Mike Dudek, Illinois
Leonte Carroo, Rutgers	Receiver	DaeSean Hamilton, Penn State
Jack Allen, Michigan State	Center	Dan Voltz, Wisconsin
Zac Epping, Minnesota	Guard	Travis Jackson, Michigan State
Kyle Costigan, Wisconsin	Guard	Pat Elflein, Ohio State
Brandon Scherff, Iowa	Tackle	Jack Conklin, Michigan State
Rob Havenstein, Wisconsin	Tackle	Taylor Decker, Ohio State
Maxx Williams, Minnesota	Tight End	Jeff Heurman, Ohio State
Brad Craddock, Maryland	Kicker	Sam Ficken, Penn State

FIRST TEAM	DEFENSE	SECOND TEAM
Shilique Calhoun, Michigan State	Line	Carl Davis, Iowa
Randy Gregory, Nebraska	Line	Drew Ott, Iowa
JOEY BOSA, Ohio State	Line	Andre Monroe, Maryland
Anthony Zettel, Penn State	Line	Michael Bennett, Ohio State
Jake Ryan, Michigan	Linebacker	Joshua Perry, Ohio State
Damien Wilson, Minnesota	Linebacker	Vince Biegel, Wisconsin
Mike Hull, Penn State	Linebacker	Derek Landisch, Wisconsin
William Likely, Maryland	Defensive Back	Nate Gerry, Nebraska
Brian Boddy-Calhoun, Minnesota	Defensive Back	Nick Van Hoose, Northwestern
Kurtis Drummond, Michigan State	Defensive Back	Doran Grant, Ohio State
Trae Waynes, Michigan State	Defensive Back	Michael Caputo, Wisconsin
Peter Mortell, Minnesota	Punter	Justin DuVernois, Illinois

**HONORABLE MENTION:** ILLINOIS: Taylor Barton, V'Angelo Bentley, Ted Karras, Mason Monheim; INDIANA: Antonio Allen, Dan Feeney, Collin Rahrig, Bobby Richardson, Jason Spriggs, Shane Wynn; IOWA: Quinton Alston, Austin Blythe, Jake Duzey, John Lowdermilk, Desmond King, Louis Trinca-Pasat; MARYLAND: Sean Davis, Stefon Diggs, Cole Farrand, Darius Kilgo, Yannick Ngakoue; MICHIGAN: Brennan Beyer, Blake Countess, Devin Funchess, Raymon Taylor; MICHIGAN STATE: Ed Davis, Taiwan Jones, Jeremy Langford, Josiah Price, Marcus Rush, Mike Sadler; MINNESOTA: Cameron Botticelli, Josh Champion, Theiren Cockran, Eric Murray, Tommy Olson; NEBRASKA: Zaire Anderson, Kenny Bell, Maliek Collins, Corey Cooper, Jake Cotton, Alex Lewis, Josh Mitchell; NORTHWESTERN: Chi Chi Ariguzo, Ibraheem Campbell, Cameron Johnston, Brandon Vitabile, Dan Vitale; OHIO STATE: Darryl Baldwin, Vonn Bell, Ezekiel Elliott, Cameron Johnston, Devin Smith, Michael Thomas, Adolphus Washington; PENN STATE: Adrian Amos, Deion Barnes, Jesse James, Austin Johnson, Jordan Lucas, Angelo Mangiro, Trevor Williams; PURDUE: Landon Feichter, Robert Kugler, Frankie Williams; RUTGERS: Darius Hamilton, Kaleb Johnson, Kemoko Turay; WISCONSIN: Sam Arneson, Rafael Gaglianone, Darius Hillary, Dallas Lewallen, Tyler Marz, Joe Schobert, Marcus Trotter.

# 2014 INDIVIDUAL & TEAM STATS - ALL GAMES

## INDIVIDUAL STATISTICS

### RUSHING

Player	Team	Cl	G	Att	Yds	Avg	TD	Long	Yds/G
1. Gordon, Melvin	WIS	JR	14	343	2587	7.5	29	88	184.8
2. Coleman, Tevin	IND	JR	12	270	2036	7.5	15	90	169.7
3. Elliott, Ezekiel	OSU	SO	15	273	1878	6.9	18	85	125.2
4. Cobb, David	MINN	SR	13	314	1626	5.2	13	67	125.1
5. Abdullah, Ameer	NEB	SR	13	264	1611	6.1	19	57	123.9
6. Langford, Jeremy	MSU	SR	13	276	1522	5.5	22	65	117.1
7. Jackson, Justin	NU	FR	12	245	1187	4.8	10	68	98.9
8. Hunt, Akeem	PUR	SR	12	173	949	5.5	6	82	79.1
9. Barrett, J.T.	OSU	FR	12	171	938	5.5	11	86	78.2
10. Clement, Corey	WIS	SO	14	147	949	6.5	9	72	67.8

### PASSING AVG/GAME

Player	Team	Cl	G	Att	Cmp	Int	Pct.	Yds	TD	Avg/G
1. Cook, Connor	MSU	JR	13	365	212	8	58.1	3214	24	247.2
2. Barrett, J.T.	OSU	FR	12	314	203	10	64.6	2834	34	236.2
3. Hackenberg, C.	PSU	SO	13	484	270	15	55.8	2977	12	229.0
4. Nova, Gary	RU	SR	13	327	187	12	57.2	2851	22	219.3
5. Armstrong Jr., T.	NEB	SO	13	345	184	12	53.3	2695	22	207.3
6. Rudock, Jake	IOWA	JR	12	345	213	5	61.7	2436	16	203.0
7. Siemian, Trevor	NU	SR	11	392	228	11	58.2	2214	7	201.3
8. Brown, C.J.	MD	SR	13	354	189	10	53.4	2288	13	176.0
9. Gardner, Devin	MICH	SR	12	283	174	15	61.5	1896	10	158.0
10. Leidner, Mitch	MINN	SO	12	237	122	8	51.5	1798	11	149.8

### TOTAL OFFENSE

Player	Team	Cl	G	Rush	Pass	Plays	Total	Yds/G
1. Barrett, J.T.	OSU	FR	12	938	2834	485	3772	314.3
2. Armstrong Jr., T.	NEB	SO	13	705	2695	490	3400	261.5
3. Cook, Connor	MSU	JR	13	80	3214	416	3294	253.4
4. Hackenberg, C.	PSU	SO	13	-94	2977	577	2883	221.8
5. Nova, Gary	RU	SR	13	-5	2851	372	2846	218.9
6. Rudock, Jake	IOWA	JR	12	176	2436	412	2612	217.7
7. Brown, C.J.	MD	SR	13	539	2288	515	2827	217.5
8. Siemian, Trevor	NU	SR	11	-123	2214	460	2091	190.1
9. Leidner, Mitch	MINN	SO	12	452	1798	363	2250	187.5
10. Gordon, Melvin	WIS	JR	14	2587	0	343	2587	184.8

### RECEPTIONS/GAME

Player	Team	Cl	G	Rec	Yds	TD	Long	Avg/C	Rec/G
1. Hamilton, D.	PSU	FR	13	82	899	2	51	11.0	6.31
2. Diggs, Stefon	MD	JR	10	62	792	5	77	12.8	6.20
3. Dudek, Mike	ILL	FR	13	76	1038	6	56	13.7	5.85
4. Funchess, Devin	MICH	JR	11	62	733	4	45	11.8	5.64
5. Lippett, Tony	MSU	SR	13	65	1198	11	71	18.4	5.00
6. Wynn, Shane	IND	SR	12	56	708	3	76	12.6	4.67
7. Prater, Kyle	NU	SR	11	51	535	2	29	10.5	4.64
8. Carroo, Leonte	RU	JR	13	55	1086	10	78	19.7	4.23
9. Lewis, Eugene	PSU	SO	13	55	751	2	79	13.7	4.23
10. Anthrop, Danny	PUR	JR	9	38	616	4	80	16.2	4.22

### RECEIVE YDS/GAME

Player	Team	Cl	G	Rec	Yds	TD	Long	Avg/C	Yds/G
1. Lippett, Tony	MSU	SR	13	65	1198	11	71	18.4	92.2
2. Carroo, Leonte	RU	JR	13	55	1086	10	78	19.7	83.5
3. Dudek, Mike	ILL	FR	13	76	1038	6	56	13.7	79.8
4. Diggs, Stefon	MD	JR	10	62	792	5	77	12.8	79.2
5. Hamilton, D.	PSU	FR	13	82	899	2	51	11.0	69.2
6. Anthrop, Danny	PUR	JR	9	38	616	4	80	16.2	68.4
7. Funchess, Devin	MICH	JR	11	62	733	4	45	11.8	66.6
8. Smith, Devin	OSU	SR	15	33	931	12	80	28.2	62.1
9. Bell, Kenny	NEB	SR	13	47	788	6	73	16.8	60.6
10. Wynn, Shane	IND	SR	12	56	708	3	76	12.6	59.0

### ALL PURPOSE

Player	Team	Cl	G	Rush	Rcv	PR	KR	Yds	Avg/G
1. Gordon, Melvin	WIS	JR	14	2587	153	0	0	2740	195.7
2. Coleman, Tevin	IND	JR	12	2036	141	0	0	2177	181.4
3. Abdullah, Ameer	NEB	SR	13	1611	269	0	392	2272	174.8
4. Elliott, Ezekiel	OSU	SO	15	1878	220	0	16	2114	140.9
5. Cobb, David	MINN	SR	13	1626	162	0	0	1788	137.5
6. Diggs, Stefon	MD	JR	10	28	792	15	478	1313	131.3
7. Langford, Jeremy	MSU	SR	13	1522	62	0	0	1584	121.8
8. Jackson, Justin	NU	FR	12	1187	201	0	0	1388	115.7
9. Mostert, Raheem	PUR	SR	12	529	116	0	731	1376	114.7
10. Hunt, Akeem	PUR	SR	12	949	293	0	81	1323	110.2

### INTERCEPTIONS

Player	Team	Cl	G	Int	Yds	TD	Long	Int/G
1. Likely, William	MD	SO	13	6	170	2	88	0.46
2. Feichter, Landon	PUR	SR	12	5	59	0	23	0.42
3. Bell, Vonn	OSU	SO	15	6	29	0	15	0.40
4. Gerry, Nate	NEB	SO	13	5	92	0	54	0.38
5. Boddy-Calhoun, B	MINN	JR	13	5	59	0	56	0.38
6. Grant, Doran	OSU	SR	15	5	106	0	37	0.33
7. Drummond, K.	MSU	SR	13	4	52	0	19	0.31
8. Williams, Frankie	PUR	JR	11	3	119	1	56	0.27
9. Igwebuike, G.	NU	FR	11	3	11	0	11	0.27
10. Powell, Tyvis	OSU	SO	15	4	49	0	29	0.27

### PASS EFFICIENCY

Player	Team	Cl	G	Att	Cmp	Int	Pct.	Yds	TD	Eff.
1. Barrett, J.T.	OSU	FR	12	314	203	10	64.6	2834	34	169.8
2. Cook, Connor	MSU	JR	13	365	212	8	58.1	3214	24	149.4
3. Nova, Gary	RU	SR	13	327	187	12	57.2	2851	22	145.3
4. Rudock, Jake	IOWA	JR	12	345	213	5	61.7	2436	16	133.5
5. Armstrong Jr., T.	NEB	SO	13	345	184	12	53.3	2695	22	133.0
6. Leidner, Mitch	MINN	SO	12	237	122	8	51.5	1798	11	123.8
7. O'Toole, Reilly	ILL	SR	13	206	122	8	59.2	1344	10	122.3
8. Gardner, Devin	MICH	SR	12	283	174	15	61.5	1896	10	118.8
9. Brown, C.J.	MD	SR	13	354	189	10	53.4	2288	13	114.2
10. Hackenberg, C.	PSU	SO	13	484	270	15	55.8	2977	12	109.4

### PUNT RETURN AVG

Player	Team	Cl	G	Ret	Yds	TD	Long	Avg
1. Pierson-El, D.	NEB	FR	13	34	596	3	86	17.5
2. Marshall, Jalin	OSU	FR	15	24	283	1	54	11.8
3. Likely, William	MD	SO	13	19	210	1	69	11.1
4. Doe, Kenzel	WIS	SR	14	24	253	0	40	10.5
5. James, Craig	MINN	FR	13	16	139	0	32	8.7
6. Della Valle, J.	PSU	SR	13	17	129	0	41	7.6
7. Kings, Macgarrett	MSU	JR	13	20	122	0	43	6.1

### KICK RETURN AVG

Player	Team	Cl	G	Ret	Yds	TD	Long	Avg
1. Likely, William	MD	SO	13	16	496	1	100	31.0
2. Myrick, Jalen	MINN	SO	13	18	508	1	100	28.2
3. Shelton, R.J.	MSU	SO	13	31	793	1	90	25.6
4. Grant, Janarion	RU	SO	13	36	910	0	71	25.3
5. Diggs, Stefon	MD	JR	10	20	478	0	59	23.9
6. Norfleet, Dennis	MICH	JR	11	19	438	0	42	23.1
7. Doe, Kenzel	WIS	SR	14	28	623	0	38	22.2
8. Parker, Jonathan	IOWA	FR	13	24	531	0	54	22.1
9. Bentley, V'Angelo	ILL	JR	12	32	692	0	67	21.6
10. Mostert, Raheem	PUR	SR	12	34	731	0	41	21.5

### PUNTING

Player	Team	Cl	G	Punt	Yds	Long	Avg
1. Mortell, Peter	MINN	JR	13	67	3025	64	45.1
2. Johnston, C.	OSU	SO	15	48	2164	73	45.1
3. DuVernois, Justin	ILL	SR	13	77	3388	74	44.0
4. Hagerup, Will	MICH	SR	12	53	2274	63	42.9
5. Foltz, Sam	NEB	SO	13	63	2659	70	42.2
6. Renfro, Nate	MD	JR	13	84	3487	64	41.5
7. Sadler, Mike	MSU	SR	13	52	2143	66	41.2
8. Toth, Erich	IND	JR	12	77	3133	64	40.7
9. Meadows, T.	PUR	JR	12	58	2308	57	39.8
10. Kidd, Dillon	IOWA	JR	11	46	1771	55	38.5

### SCORING

Player	Team	Cl	G	TD	XPT	FG	2XP	Pts	Pts/G
1. Gordon, Melvin	WIS	JR	14	32	0	0	0	192	13.7
2. Langford, Jeremy	MSU	SR	13	22	0	0	0	132	10.2
3. Abdullah, Ameer	NEB	SR	13	22	0	0	0	132	10.2
4. Gaglianone, R.	WIS	FR	13	0	59	19	0	116	8.9
5. Geiger, Michael	MSU	SO	13	0	72	14	0	114	8.8
6. Nuernberger, S.	OSU	FR	15	0	89	13	0	128	8.5
7. Brown, Drew	NEB	FR	13	0	59	14	0	101	7.8
8. Ficken, Sam	PSU	SR	13	0	28	24	0	100	7.7
9. Craddock, Brad	MD	JR	13	0	44	18	0	98	7.5
10. Coleman, Tevin	IND	JR	12	15	0	0	0	90	7.5



# 2014 INDIVIDUAL & TEAM STATS - ALL GAMES

## INDIVIDUAL STATISTICS, CONT.

### SCORING (TDs)

Player	Team	Cl	G	TD	Rush	Pass	Ret	PAT	Pts	Pts/G
1. Gordon, Melvin	WIS	JR	14	32	29	3	0	0	192	13.7
2. Langford, Jeremy	MSU	SR	13	22	22	0	0	0	132	10.2
Abdullah, Ameer	NEB	SR	13	22	19	3	0	0	132	10.2
4. Coleman, Tevin	IND	JR	12	15	15	0	0	0	90	7.5
5. Weisman, Mark	IOWA	SR	13	16	16	0	0	0	96	7.4
6. Elliott, Ezekiel	OSU	SO	15	18	18	0	0	0	108	7.2
7. Cobb, David	MINN	SR	13	13	13	0	0	0	78	6.0
8. Lippett, Tony	MSU	SR	13	12	1	11	0	0	72	5.5
9. Jackson, Justin	NU	FR	12	11	10	1	0	0	66	5.5
Barrett, J.T.	OSU	FR	12	11	11	0	0	0	66	5.5

### SCORING (KICK)

Player	Team	Cl	G	PATs	FGs	Pts	Pts/G
1. Gaglianone, Rafael	WIS	FR	13	59-61	19-22	116	8.9
2. Geiger, Michael	MSU	SO	13	72-72	14-22	114	8.8
3. Nuernberger, S.	OSU	FR	15	89-89	13-20	128	8.5
4. Brown, Drew	NEB	FR	13	59-59	14-21	101	7.8
5. Ficken, Sam	PSU	SR	13	28-28	24-29	100	7.7
6. Craddock, Brad	MD	JR	13	44-44	18-19	98	7.5
7. Federico, Kyle	RU	JR	13	41-43	16-21	89	6.8
8. Griggs, Paul	PUR	JR	12	32-33	16-20	80	6.7
9. Santoso, Ryan	MINN	FR	13	45-46	12-18	81	6.2
10. Oakes, Griffin	IND	FR	10	23-23	13-18	62	6.2

### FIELD GOALS

Player	Team	Cl	G	FG	FGA	Pct.	FG/G
1. Ficken, Sam	PSU	SR	13	24	29	82.8	1.85
2. Gaglianone, Rafael	WIS	FR	13	19	22	86.4	1.46
3. Craddock, Brad	MD	JR	13	18	19	94.7	1.38
4. Griggs, Paul	PUR	JR	12	16	20	80.0	1.33
5. Oakes, Griffin	IND	FR	10	13	18	72.2	1.30
6. Wile, Matt	MICH	SR	12	15	21	71.4	1.25
7. Federico, Kyle	RU	JR	13	16	21	76.2	1.23
8. Mitchell, Jack	NU	SO	12	14	18	77.8	1.17
9. Brown, Drew	NEB	FR	13	14	21	66.7	1.08
Geiger, Michael	MSU	SO	13	14	22	63.6	1.08

### FIELD GOAL PCT

Player	Team	Cl	G	FG	FGA	Long	Pct.
1. Craddock, Brad	MD	JR	13	18	19	57	94.7
2. Gaglianone, Rafael	WIS	FR	13	19	22	51	86.4
3. Ficken, Sam	PSU	SR	13	24	29	50	82.8
4. Griggs, Paul	PUR	JR	12	16	20	53	80.0
5. Mitchell, Jack	NU	SO	12	14	18	46	77.8
6. Federico, Kyle	RU	JR	13	16	21	45	76.2
7. Koehn, Marshall	IOWA	JR	13	12	16	52	75.0
8. Oakes, Griffin	IND	FR	10	13	18	58	72.2
9. Wile, Matt	MICH	SR	12	15	21	48	71.4
10. Brown, Drew	NEB	FR	13	14	21	44	66.7

### PAT KICKING PCT

Player	Team	Cl	G	Made	Att	Pct.
1. Nuernberger, S.	OSU	FR	15	89	89	100.0
Geiger, Michael	MSU	SO	13	72	72	100.0
Brown, Drew	NEB	FR	13	59	59	100.0
Craddock, Brad	MD	JR	13	44	44	100.0
Koehn, Marshall	IOWA	JR	13	38	38	100.0
Wile, Matt	MICH	SR	12	28	28	100.0
Ficken, Sam	PSU	SR	13	28	28	100.0
Oakes, Griffin	IND	FR	10	23	23	100.0
9. Santoso, Ryan	MINN	FR	13	45	46	97.8
10. Griggs, Paul	PUR	JR	12	32	33	97.0

### PASSES DEFENDED

Player	Team	Cl	G	Brup	Int	Total	Avg/G
1. VanHoose, Nick	NU	JR	10	10	2	12	1.20
2. Drummond, K.	MSU	SR	13	11	4	15	1.15
Likely, William	MD	SO	13	9	6	15	1.15
4. Boddy-Calhoun, B.	MINN	JR	13	9	5	14	1.08
Mitchell, Josh	NEB	SR	13	13	1	14	1.08
6. Grant, Doran	OSU	SR	15	9	5	14	0.93
7. Williams, Frankie	PUR	JR	11	7	3	10	0.91
8. Apple, Eli	OSU	FR	15	10	3	13	0.87
9. Waynes, Trae	MSU	JR	13	8	3	11	0.85
10. Brown, Anthony	PUR	JR	12	10	0	10	0.83

### TACKLES (All positions)

Player	Team	Cl	G	Pos	Solo	Ast	Total	Avg/G	Sack
1. Hull, Mike	PSU	SR	13	LB	75	65	140	10.8	2.0
2. Ryan, Jake	MICH	SR	12	LB	67	45	112	9.3	2.0
3. Wilson, Damien	MINN	SR	13	LB	63	56	119	9.2	4.0
4. Farrand, Cole	MD	SR	13	LB	70	48	118	9.1	0.0
5. Davis, Sean	MD	JR	13	DB	80	35	115	8.8	1.0
6. Feichter, Landon	PUR	SR	12	DB	71	34	105	8.8	0.0
7. Ariguzo, Chi Chi	NU	SR	12	LB	65	39	104	8.7	2.0
8. Monheim, Mason	ILL	JR	13	LB	43	68	111	8.5	1.0
9. Bolden, Joe	MICH	JR	12	LB	55	47	102	8.5	2.0
10. Petty, Zane	ILL	SR	13	DB	49	60	109	8.4	0.0
11. Barton, Taylor	ILL	SO	12	DB	44	56	100	8.3	0.0
12. Perry, Joshua	OSU	JR	15	LB	73	51	124	8.3	3.0
13. Goree, L.A.	MD	SR	12	LB	65	33	98	8.2	0.0
14. Lowdermilk, John	IOWA	SR	13	DB	58	45	103	7.9	0.0
Anderson, Zaire	NEB	SR	13	LB	48	55	103	7.9	2.0
16. Longa, Steve	RU	SO	13	LB	71	31	102	7.8	2.0
17. Caputo, Michael	WIS	JR	14	DB	64	42	106	7.6	1.0
18. Neal Jr., T.J.	ILL	SO	13	LB	31	67	98	7.5	0.0
19. Henry, Traveon	NU	JR	10	DB	38	35	73	7.3	0.0
20. Alston, Quinton	IOWA	SR	13	LB	45	49	94	7.2	3.5
21. Trotter, Marcus	WIS	SR	13	LB	53	40	93	7.2	3.5
22. Lomax, Jordan	IOWA	JR	13	DB	44	48	92	7.1	0.0
23. Gerry, Nate	NEB	SO	13	DB	49	39	88	6.8	0.5
24. Williams, Frankie	PUR	JR	11	DB	51	23	74	6.7	1.0
25. Thompson, Cedric	MINN	SR	13	DB	51	32	83	6.4	0.0
Likely, William	MD	SO	13	DB	66	17	83	6.4	1.0

### SACKS

Player	Team	Cl	G	Pos	Solo	Ast	Yds	Total	Avg/G
1. Bosa, Joey	OSU	SO	15	DE	12	3	96	13.5	0.90
2. Monroe, Andre	MD	SR	13	DL	10	1	76	10.5	0.81
3. Landisch, Derek	WIS	SR	14	LB	9	0	83	9.0	0.64
4. Gregory, Randy	NEB	JR	11	DE	6	2	67	7.0	0.64
5. Calhoun, S.	MSU	JR	13	DE	7	2	91	8.0	0.62
Zettel, Anthony	PSU	JR	13	DL	8	0	46	8.0	0.62
Ott, Drew	IOWA	JR	13	DE	7	2	41	8.0	0.62
8. Rush, Marcus	MSU	SR	13	LB	6	3	60	7.5	0.58
Turay, Kemoko	RU	FR	13	DE	5	5	59	7.5	0.58
10. Davis, Ed	MSU	JR	13	LB	6	2	33	7.0	0.54

### TACKLES FOR LOSS

Player	Team	Cl	G	Pos	Solo	Ast	Yds	Total	Avg/G
1. Bosa, Joey	OSU	SO	15	DE	18	6	116	21.0	1.40
2. Clark, Frank	MICH	SR	10	DL	11	5	75	13.5	1.35
3. Zettel, Anthony	PSU	JR	13	DT	16	2	72	17.0	1.31
4. Biegel, Vince	WIS	SO	14	LB	14	5	67	16.5	1.18
5. Ryan, Jake	MICH	SR	12	LB	13	2	35	14.0	1.17
6. Landisch, Derek	WIS	SR	14	LB	14	4	100	16.0	1.14
7. Lee, Darron	OSU	SO	15	LB	15	3	70	16.5	1.10
8. Monroe, Andre	MD	SR	13	DL	13	2	92	14.0	1.08
9. Ngakoue, Yannick	MD	SO	13	LB	11	5	81	13.5	1.04
10. Schobert, Joe	WIS	JR	14	LB	11	5	52	13.5	0.96

### FUMBLES FORCED

Player	Team	Cl	G	Num	Avg/G
1. Monheim, Mason	ILL	JR	13	4	0.31
2. Bosa, Joey	OSU	SO	15	4	0.27
3. Odenigbo, Ifeadi	NU	SO	12	3	0.25
4. Anderson, Zaire	NEB	SR	13	3	0.23
Lynn, Jack	MINN	SO	13	3	0.23
6. Lewis, Antoine	PUR	SR	11	2	0.18
7. Ryan, Jake	MICH	SR	12	2	0.17
Harris, Matthew	NU	SO	12	2	0.17
Barton, Taylor	ILL	SO	12	2	0.17
Ezechukwu, D.	PUR	FR	12	2	0.17

### FUMBLES RECOVERED

Player	Team	Cl	G	Num	Avg/G
1. Kilgo, Darius	MD	SR	13	4	0.31
Ward, Jihad	ILL	JR	13	4	0.31
3. Caputo, Michael	WIS	JR	14	4	0.29
4. Bentley, Ja'Whaun	PUR	FR	12	3	0.25
Hall, Jimmy	NU	SR	12	3	0.25
6. Campbell, D.	MINN	JR	13	3	0.23
7. Gibson, Deonte	NU	JR	12	2	0.17
Goree, L.A.	MD	SR	12	2	0.17
Roach, Trevor	NEB	SR	12	2	0.17
Bentley, V'Angelo	ILL	JR	12	2	0.17

# 2014 INDIVIDUAL & TEAM STATS - ALL GAMES

## TEAM STATISTICS

SCORING OFFENSE	G	TD	XP	2XP	DXP	FG	Saf	Pts	Avg
1. Ohio State	15	90	89	1	0	13	1	672	44.8
2. Michigan State	13	74	73	0	0	14	0	559	43.0
3. Nebraska	13	64	60	1	0	15	0	491	37.8
4. Wisconsin	14	61	59	0	0	19	1	484	34.6
5. Maryland	13	45	44	1	0	18	0	370	28.5
6. Minnesota	13	48	45	0	0	12	0	369	28.4
7. Iowa	13	47	45	1	0	12	1	367	28.2
8. Rutgers	13	43	41	0	0	16	0	347	26.7
9. Illinois	13	45	38	0	0	9	1	337	25.9
10. Indiana	12	37	35	1	0	14	0	301	25.1
11. Purdue	12	34	32	1	0	16	0	286	23.8
12. Northwestern	12	33	26	4	1	14	0	276	23.0
13. Michigan	12	29	28	1	0	15	1	251	20.9
14. Penn State	13	28	28	0	0	24	0	268	20.6

SCORING DEFENSE	G	TD	XP	2XP	DXP	FG	Saf	Pts	Avg
1. Penn State	13	27	24	0	0	18	1	242	18.6
2. Wisconsin	14	35	32	2	0	15	0	291	20.8
3. Michigan State	13	36	31	3	0	9	0	280	21.5
4. Ohio State	15	43	42	0	0	10	0	330	22.0
5. Michigan	12	31	29	0	0	18	0	269	22.4
6. Minnesota	13	40	38	0	0	12	0	314	24.2
7. Northwestern	12	39	35	0	0	11	0	302	25.2
8. Iowa	13	41	37	1	0	16	0	333	25.6
9. Nebraska	13	44	44	0	0	11	1	343	26.4
10. Maryland	13	46	45	0	0	23	1	392	30.2
11. Rutgers	13	51	47	0	0	13	0	392	30.2
12. Purdue	12	48	44	0	0	16	0	380	31.7
13. Indiana	12	48	46	0	0	20	0	394	32.8
14. Illinois	13	56	53	3	0	15	1	442	34.0

PASS OFFENSE	G	Att	Cmp	Int	Pct.	Yds	Avg	TD	Yds/G
1. Michigan State	13	400	236	9	59.0	3453	8.6	26	265.6
2. Illinois	13	470	287	12	61.1	3247	6.9	25	249.8
3. Ohio State	15	409	260	12	63.6	3707	9.1	42	247.1
4. Iowa	13	437	265	7	60.6	3081	7.1	21	237.0
5. Penn State	13	497	276	15	55.5	3034	6.1	13	233.4
6. Rutgers	13	357	199	13	55.7	2956	8.3	22	227.4
7. Maryland	13	418	228	14	54.5	2863	6.8	19	220.2
8. Northwestern	12	455	261	14	57.4	2598	5.7	10	216.5
9. Nebraska	13	359	190	12	52.9	2757	7.7	24	212.1
10. Purdue	12	434	233	16	53.7	2249	5.2	16	187.4
11. Michigan	12	326	189	18	58.0	2042	6.3	10	170.2
12. Wisconsin	14	322	177	16	55.0	2082	6.5	15	148.7
13. Minnesota	13	254	127	9	50.0	1844	7.3	12	141.8
14. Indiana	12	313	168	9	53.7	1697	5.4	7	141.4

PASS DEFENSE	G	Att	Cmp	Int	Pct.	Yds	Avg	TD	Yds/G
1. Wisconsin	14	347	170	6	49.0	2352	6.8	15	168.0
2. Iowa	13	352	189	13	53.7	2287	6.5	18	175.9
3. Penn State	13	406	215	16	53.0	2317	5.7	10	178.2
4. Minnesota	13	406	233	15	57.4	2515	6.2	20	193.5
5. Michigan	12	343	205	5	59.8	2324	6.8	14	193.7
6. Ohio State	15	495	276	25	55.8	3016	6.1	17	201.1
7. Nebraska	13	441	214	13	48.5	2676	6.1	15	205.8
8. Northwestern	12	397	220	15	55.4	2572	6.5	17	214.3
9. Illinois	13	370	214	7	57.8	2824	7.6	20	217.2
10. Purdue	12	390	223	10	57.2	2687	6.9	18	223.9
11. Michigan State	13	444	234	18	52.7	2955	6.7	17	227.3
12. Rutgers	13	402	241	7	60.0	2996	7.5	18	230.5
13. Maryland	13	456	253	9	55.5	3046	6.7	19	234.3
14. Indiana	12	439	270	13	61.5	3008	6.9	24	250.7

KICKOFF RETURNS	G	Ret	Yds	TD	Avg
1. Maryland	13	42	1073	1	25.5
2. Michigan State	13	36	865	1	24.0
3. Rutgers	13	47	1109	0	23.6
4. Minnesota	13	36	825	1	22.9
5. Ohio State	15	39	886	0	22.7
6. Wisconsin	14	31	671	0	21.6
7. Penn State	13	35	731	0	20.9
8. Nebraska	13	43	894	0	20.8
9. Iowa	13	42	869	0	20.7
10. Northwestern	12	40	808	1	20.2
11. Michigan	12	23	457	0	19.9
12. Purdue	12	49	959	0	19.6
13. Illinois	13	40	778	0	19.5
14. Indiana	12	48	903	0	18.8

PUNTING	G	No.	Yards	Avg	Ret	Avg.	TB	Net/P
1. Ohio State	15	48	2164	45.1	58	1.2	5	41.8
2. Illinois	13	78	3422	43.9	174	2.2	7	39.8
3. Minnesota	13	68	3025	44.5	119	1.8	12	39.2
4. Nebraska	13	64	2628	41.1	143	2.2	5	37.3
5. Indiana	12	77	3133	40.7	195	2.5	7	36.3
6. Michigan State	13	52	2143	41.2	190	3.7	5	35.6
7. Purdue	12	60	2322	38.7	182	3.0	2	35.0
8. Maryland	13	86	3487	40.5	325	3.8	9	34.7
9. Penn State	13	77	2818	36.6	94	1.2	4	34.3
10. Michigan	12	54	2318	42.9	266	4.9	10	34.3
11. Rutgers	13	65	2427	37.3	191	2.9	2	33.8
12. Wisconsin	14	61	2263	37.1	145	2.4	3	33.7
13. Iowa	13	65	2459	37.8	227	3.5	3	33.4
14. Northwestern	12	71	2644	37.2	202	2.8	6	32.7

TURNOVER MARGIN	G	Gained			Lost			Mar	Per/G
		Fum	Int	Tot	Fum	Int	Tot		
1. Michigan State	13	16	18	34	6	9	15	+19	1.46
2. Minnesota	13	15	15	30	11	9	20	+10	0.77
3. Ohio State	15	8	25	33	14	12	26	+7	0.47
4. Northwestern	12	12	15	27	9	14	23	+4	0.33
5. Maryland	13	13	9	22	8	14	22	+0	0.00
6. Nebraska	13	10	13	23	13	12	25	-2	-0.15
7. Rutgers	13	11	7	18	7	13	20	-2	-0.15
8. Indiana	12	4	13	17	10	9	19	-2	-0.17
9. Illinois	13	12	7	19	10	12	22	-3	-0.23
10. Penn State	13	5	16	21	11	15	26	-5	-0.38
11. Purdue	12	9	10	19	8	16	24	-5	-0.42
12. Iowa	13	3	13	16	15	7	22	-6	-0.46
13. Wisconsin	14	11	6	17	10	16	26	-9	-0.64
14. Michigan	12	5	5	10	8	18	26	-16	-1.33

RUSHING OFFENSE	G	Att	Yds	Avg	TD	Yds/G
1. Wisconsin	14	648	4482	6.9	46	320.1
2. Ohio State	15	690	3967	5.7	41	264.5
3. Indiana	12	539	3163	5.9	29	263.6
4. Nebraska	13	587	3123	5.3	35	240.2
5. Michigan State	13	594	3057	5.1	44	235.2
6. Minnesota	13	599	2801	4.7	32	215.5
7. Iowa	13	514	2120	4.1	22	163.1
8. Michigan	12	425	1954	4.6	17	162.8
9. Rutgers	13	489	2114	4.3	21	162.6
10. Purdue	12	402	1886	4.7	17	157.2
11. Northwestern	12	486	1639	3.4	20	136.6
12. Maryland	13	428	1584	3.7	21	121.8
13. Illinois	13	413	1527	3.7	16	117.5
14. Penn State	13	451	1325	2.9	13	101.9

RUSHING DEFENSE	G	Rushes	Yards	Avg.	TD	Yds/G
1. Michigan State	13	363	1150	3.2	18	88.5
2. Penn State	13	443	1306	2.9	14	100.5
3. Michigan	12	440	1412	3.2	13	117.7
4. Wisconsin	14	492	1765	3.6	19	126.1
5. Ohio State	15	537	2120	3.9	24	141.3
6. Iowa	13	495	2188	4.4	19	168.3
7. Northwestern	12	481	2039	4.2	18	169.9
8. Minnesota	13	476	2271	4.8	18	174.7
9. Nebraska	13	488	2312	4.7	25	177.8
10. Indiana	12	450	2192	4.9	22	182.7
11. Purdue	12	504	2305	4.6	27	192.1
12. Maryland	13	584	2625	4.5	24	201.9
13. Rutgers	13	499	2760	5.5	32	212.3
14. Illinois	13	617	3109	5.0	31	239.2

TOTAL OFFENSE	G	Rush	Pass	Plays	Yards	Avg/P	TD	Yds/G
1. Ohio State	15	3967	3707	1099	7674	7.0	83	511.6
2. Michigan State	13	3057	3453	994	6510	6.5	70	500.8
3. Wisconsin	14	4482	2082	970	6564	6.8	61	468.9
4. Nebraska	13	3123	2757	946	5880	6.2	59	452.3
5. Indiana	12	3163	1697	852	4860	5.7	36	405.0
6. Iowa	13	2120	3081	951	5201	5.5	43	400.1
7. Rutgers	13	2114	2956	846	5070	6.0	43	390.0
8. Illinois	13	1527	3247	883	4774	5.4	41	367.2
9. Minnesota	13	2801	1844	853	4645	5.4	44	357.3
10. Northwestern	12	1639	2598	941	4237	4.5	30	353.1
11. Purdue	12	1886	2249	836	4135	4.9	33	344.6
12. Maryland	13	1584	2863	846	4447	5.3	40	342.1
13. Penn State	13	1325	3034	948	4359	4.6	26	335.3
14. Michigan	12	1954	2042	751	3996	5.3	27	333.0

# 2014 INDIVIDUAL & TEAM STATS - ALL GAMES

## TEAM STATISTICS, CONT.

TOTAL DEFENSE	G	Rush	Pass	Plays	Yards	Avg	TD	Yds/G
1. Penn State	13	1306	2317	849	3623	4.3	24	278.7
2. Wisconsin	14	1765	2352	839	4117	4.9	34	294.1
3. Michigan	12	1412	2324	783	3736	4.8	27	311.3
4. Michigan State	13	1150	2955	807	4105	5.1	35	315.8
5. Ohio State	15	2120	3016	1032	5136	5.0	41	342.4
6. Iowa	13	2188	2287	847	4475	5.3	37	344.2
7. Minnesota	13	2271	2515	882	4786	5.4	38	368.2
8. Nebraska	13	2312	2676	929	4988	5.4	40	383.7
9. Northwestern	12	2039	2572	878	4611	5.3	35	384.2
10. Purdue	12	2305	2687	894	4992	5.6	45	416.0
11. Indiana	12	2192	3008	889	5200	5.8	46	433.3
12. Maryland	13	2625	3046	1040	5671	5.5	43	436.2
13. Rutgers	13	2760	2996	901	5756	6.4	50	442.8
14. Illinois	13	3109	2824	987	5933	6.0	51	456.4

PUNT RETURNS	G	Ret	Yds	TD	Avg
1. Nebraska	13	39	620	3	15.9
2. Northwestern	12	9	136	1	15.1
3. Purdue	12	16	237	0	14.8
4. Maryland	13	22	274	2	12.5
5. Ohio State	15	40	451	1	11.3
6. Wisconsin	14	25	277	0	11.1
7. Minnesota	13	24	210	1	8.8
8. Illinois	13	22	191	0	8.7
9. Rutgers	13	7	58	0	8.3
10. Penn State	13	19	130	0	6.8
11. Michigan	12	13	88	1	6.8
12. Michigan State	13	22	127	0	5.8
13. Indiana	12	17	88	0	5.2
14. Iowa	13	24	123	2	5.1

PASS EFFICIENCY	G	Att	Cmp	Pct	Int	Yds	TD	Effic
1. Ohio State	15	409	260	63.6	12	3707	42	167.7
2. Michigan State	13	400	236	59.0	9	3453	26	148.5
3. Rutgers	13	357	199	55.7	13	2956	22	138.3
4. Nebraska	13	359	190	52.9	12	2757	24	132.8
5. Iowa	13	437	265	60.6	7	3081	21	132.5
6. Illinois	13	470	287	61.1	12	3247	25	131.5
7. Maryland	13	418	228	54.5	14	2863	19	120.4
8. Minnesota	13	254	127	50.0	9	1844	12	119.5
9. Wisconsin	14	322	177	55.0	16	2082	15	114.7
10. Michigan	12	326	189	58.0	18	2042	10	109.7
11. Penn State	13	497	276	55.5	15	3034	13	109.4
12. Northwestern	12	455	261	57.4	14	2598	10	106.4
13. Purdue	12	434	233	53.7	16	2249	16	102.0
14. Indiana	12	313	168	53.7	9	1697	7	100.8

PASS DEF EFFICIENCY	G	Att	Cmp	Int	Pct.	Yds	TD	Effic
1. Penn State	13	406	215	16	53.0	2317	10	101.1
2. Nebraska	13	441	214	13	48.5	2676	15	104.8
3. Ohio State	15	495	276	25	55.8	3016	17	108.2
4. Michigan State	13	444	234	18	52.7	2955	17	113.1
5. Northwestern	12	397	220	15	55.4	2572	17	116.4
6. Wisconsin	14	347	170	6	49.0	2352	15	116.7
7. Iowa	13	352	189	13	53.7	2287	18	117.8
8. Minnesota	13	406	233	15	57.4	2515	20	118.3
9. Maryland	13	456	253	9	55.5	3046	19	121.4
10. Purdue	12	390	223	10	57.2	2687	18	125.2
11. Michigan	12	343	205	5	59.8	2324	14	127.2
12. Indiana	12	439	270	13	61.5	3008	24	131.2
13. Rutgers	13	402	241	7	60.0	2996	18	133.8
14. Illinois	13	370	214	7	57.8	2824	20	136.0

FIRST DOWNS	G	Rush	Pass	Pen	Total
1. Ohio State	15	217	150	19	386
2. Michigan State	13	153	154	14	321
3. Wisconsin	14	189	103	16	308
4. Nebraska	13	149	115	25	289
5. Iowa	13	123	130	27	280
6. Penn State	13	84	137	28	249
7. Illinois	13	84	135	29	248
8. Northwestern	12	91	135	18	244
9. Rutgers	13	117	114	10	241
10. Minnesota	13	148	76	14	238
11. Maryland	13	88	119	20	227
12. Indiana	12	134	73	19	226
13. Michigan	12	101	104	17	222
14. Purdue	12	95	100	11	206

OPP. 1ST DOWNS	G	Rush	Pass	Pen	Total
1. Penn State	13	79	96	15	190
2. Michigan	12	88	101	10	199
Michigan State	13	67	112	20	199
4. Wisconsin	14	93	93	19	205
5. Iowa	13	106	101	12	219
6. Northwestern	12	111	116	17	244
7. Nebraska	13	113	118	15	246
8. Minnesota	13	113	117	23	253
9. Indiana	12	110	134	23	267
10. Purdue	12	119	131	18	268
11. Rutgers	13	136	123	17	276
12. Ohio State	15	120	135	28	283
13. Maryland	13	138	131	22	291
14. Illinois	13	152	117	23	292

SACKS BY	G	Sacks	Yards
1. Ohio State	15	45	307
2. Michigan State	13	42	308
3. Wisconsin	14	37	252
4. Rutgers	13	33	240
5. Maryland	13	32	232
6. Penn State	13	31	206
7. Nebraska	13	29	240
Michigan	12	29	248
9. Iowa	13	27	163
Minnesota	13	27	175
11. Illinois	13	23	149
Indiana	12	23	132
13. Purdue	12	20	134
14. Northwestern	12	17	110

PENALTIES	G	No	Yds	Avg/G
1. Iowa	13	46	384	29.5
2. Michigan	12	42	381	31.8
3. Rutgers	13	61	545	41.9
4. Purdue	12	60	518	43.2
5. Wisconsin	14	65	607	43.4
6. Northwestern	12	61	522	43.5
7. Penn State	13	75	600	46.2
8. Minnesota	13	69	605	46.5
9. Ohio State	15	84	711	47.4
10. Nebraska	13	75	655	50.4
11. Illinois	13	79	669	51.5
12. Maryland	13	77	677	52.1
13. Michigan State	13	80	754	58.0
14. Indiana	12	78	718	59.8

OPPONENT PENALTIES	G	No	Yds	Avg/G
1. Penn State	13	90	788	60.6
2. Iowa	13	83	775	59.6
3. Rutgers	13	82	709	54.5
4. Maryland	13	82	686	52.8
5. Nebraska	13	78	680	52.3
6. Northwestern	12	68	611	50.9
7. Michigan	12	72	589	49.1
8. Wisconsin	14	82	645	46.1
9. Illinois	13	70	595	45.8
10. Ohio State	15	79	686	45.7
11. Michigan State	13	73	581	44.7
12. Indiana	12	56	494	41.2
13. Minnesota	13	59	508	39.1
14. Purdue	12	50	434	36.2

4TH-DN CONVERSIONS	G	Conv	Att	Pct
1. Wisconsin	14	14	18	77.8
2. Minnesota	13	7	10	70.0
3. Iowa	13	14	23	60.9
4. Ohio State	15	13	22	59.1
5. Maryland	13	7	13	53.8
6. Michigan State	13	9	17	52.9
7. Northwestern	12	14	29	48.3
8. Rutgers	13	8	17	47.1
9. Nebraska	13	6	13	46.2
10. Purdue	12	12	31	38.7
11. Michigan	12	5	13	38.5
Illinois	13	5	13	38.5
13. Penn State	13	7	19	36.8
14. Indiana	12	7	20	35.0

# 2014 INDIVIDUAL & TEAM STATS - ALL GAMES

## TEAM STATISTICS, CONT.

OPP 4TH-DN CONVERT	G	Conv	Att	Pct
1. Purdue	12	4	18	22.2
2. Penn State	13	5	19	26.3
3. Michigan	12	5	16	31.2
4. Rutgers	13	9	21	42.9
5. Wisconsin	14	6	13	46.2
6. Northwestern	12	10	21	47.6
Michigan State	13	10	21	47.6
8. Maryland	13	13	27	48.1
9. Nebraska	13	10	20	50.0
10. Ohio State	15	10	19	52.6
11. Illinois	13	14	26	53.8
12. Minnesota	13	11	17	64.7
13. Iowa	13	8	12	66.7
14. Indiana	12	11	15	73.3

RED ZONE OFFENSE	G	RedZone	Pct.	TDs	R/P	FG-AT	Fumb/Int Dns/Other
1. Maryland	13	32-35	91.4	24	18/6	8-8	0/1/0/2
2. Rutgers	13	37-41	90.2	25	16/9	12-13	0/2/0/1
3. Michigan	12	33-37	89.2	24	17/7	9-9	0/1/2/1
4. Nebraska	13	53-60	88.3	42	28/14	11-12	1/3/1/1
5. Minnesota	13	43-49	87.8	35	28/7	8-9	1/1/1/2
6. Wisconsin	14	53-61	86.9	39	27/12	14-15	1/2/3/1
7. Michigan State	13	59-68	86.8	49	31/18	10-13	1/2/2/1
8. Ohio State	15	63-74	85.1	53	31/22	10-12	1/3/5/0
9. Purdue	12	31-37	83.8	21	10/11	10-11	1/1/3/0
10. Penn State	13	33-40	82.5	17	9/8	16-19	0/2/2/0
11. Indiana	12	28-34	82.4	18	16/2	10-13	0/1/2/0
12. Northwestern	12	35-43	81.4	24	17/7	11-13	1/1/4/0
13. Iowa	13	44-56	78.6	36	21/15	8-12	1/2/4/1
14. Illinois	13	37-50	74.0	29	12/17	8-12	2/2/4/1

RED ZONE DEFENSE	G	RedZone	Pct.	TDs	R/P	FG-AT	Fumb/Int Dns/Other
1. Northwestern	12	37-48	77.1	28	16/12	9-13	2/3/2/0
2. Rutgers	13	42-54	77.8	33	20/13	9-13	1/0/6/1
3. Purdue	12	45-57	78.9	34	22/12	11-13	1/3/6/0
4. Nebraska	13	36-44	81.8	27	17/10	9-12	1/2/2/0
5. Penn State	13	32-39	82.1	18	12/6	14-15	0/0/5/1
6. Michigan	12	34-41	82.9	21	11/10	13-16	0/0/1/3
7. Maryland	13	50-60	83.3	34	21/13	16-18	2/2/4/0
8. Ohio State	15	38-45	84.4	31	19/12	7-10	0/1/3/0
9. Michigan State	13	26-30	86.7	21	14/7	5-5	1/1/2/0
10. Iowa	13	33-37	89.2	20	12/8	13-14	1/1/1/0
11. Minnesota	13	36-40	90.0	25	13/12	11-11	3/0/0/1
Illinois	13	45-50	90.0	35	22/13	10-10	0/0/4/1
13. Wisconsin	14	29-32	90.6	19	12/7	10-11	0/2/0/0
14. Indiana	12	43-45	95.6	27	13/14	16-17	0/1/0/0

3RD-DN CONVERSIONS	G	Conv	Att	Pct
1. Ohio State	15	103	198	52.0
2. Michigan State	13	97	194	50.0
3. Iowa	13	90	201	44.8
4. Nebraska	13	76	184	41.3
5. Minnesota	13	71	176	40.3
6. Northwestern	12	84	210	40.0
7. Penn State	13	85	215	39.5
8. Michigan	12	61	155	39.4
9. Wisconsin	14	68	178	38.2
10. Purdue	12	68	188	36.2
11. Illinois	13	67	186	36.0
12. Rutgers	13	61	170	35.9
13. Maryland	13	60	184	32.6
14. Indiana	12	55	181	30.4

OPP 3RD-DN CONVERT	G	Conv	Att	Pct
1. Wisconsin	14	54	189	28.6
2. Nebraska	13	58	193	30.1
3. Penn State	13	61	202	30.2
4. Michigan State	13	57	182	31.3
5. Ohio State	15	73	212	34.4
6. Indiana	12	66	183	36.1
7. Iowa	13	70	190	36.8
8. Michigan	12	68	178	38.2
9. Northwestern	12	70	181	38.7
10. Maryland	13	90	224	40.2
11. Minnesota	13	74	183	40.4
12. Illinois	13	85	201	42.3
13. Rutgers	13	77	181	42.5
14. Purdue	12	84	180	46.7

SACKS AGAINST	G	Sacks	Yards
1. Michigan State	13	11	53
2. Wisconsin	14	13	99
3. Rutgers	13	19	142
4. Minnesota	13	21	150
5. Nebraska	13	22	129
Iowa	13	22	146
7. Purdue	12	24	186
8. Michigan	12	25	171
9. Indiana	12	26	179
10. Ohio State	15	28	203
11. Northwestern	12	34	279
12. Maryland	13	37	222
Illinois	13	37	239
14. Penn State	13	44	277

FIELD GOALS	G	Made	Att	Pct
1. Maryland	13	18	19	.947
2. Wisconsin	14	19	22	.864
3. Penn State	13	24	29	.828
4. Purdue	12	16	20	.800
5. Northwestern	12	14	18	.778
6. Rutgers	13	16	21	.762
7. Michigan	12	15	21	.714
8. Iowa	13	12	17	.706
9. Nebraska	13	15	22	.682
10. Minnesota	13	12	18	.667
11. Ohio State	15	13	20	.650
12. Michigan State	13	14	22	.636
Indiana	12	14	22	.636
14. Illinois	13	9	17	.529

PAT KICKING	G	Made	Att	Pct
1. Ohio State	15	89	89	1.000
Michigan State	13	73	73	1.000
Nebraska	13	60	60	1.000
Iowa	13	45	45	1.000
Maryland	13	44	44	1.000
Indiana	12	35	35	1.000
Michigan	12	28	28	1.000
Penn State	13	28	28	1.000
9. Purdue	12	32	33	.970
10. Wisconsin	14	59	61	.967
11. Minnesota	13	45	47	.957
12. Rutgers	13	41	43	.953
13. Northwestern	12	26	28	.929
14. Illinois	13	38	42	.905

TIME OF POSSESSION	G	Total Time	Avg/G
1. Michigan State	13	459:35	35:21
2. Wisconsin	14	471:00	33:38
3. Ohio State	15	472:34	31:30
4. Iowa	13	408:38	31:26
5. Minnesota	13	408:26	31:25
6. Penn State	13	406:22	31:15
7. Michigan	12	370:26	30:52
8. Rutgers	13	393:37	30:16
Nebraska	13	393:34	30:16
10. Northwestern	12	353:16	29:26
11. Purdue	12	346:59	28:54
12. Indiana	12	339:56	28:19
13. Illinois	13	360:16	27:42
14. Maryland	13	350:10	26:56

KICKOFF COVERAGE	G	No.	Yds	Avg	Retn	TB	NetAvg
1. Ohio State	15	115	6975	60.7	1207	38	41.9
2. Minnesota	13	70	4448	63.5	566	38	41.9
3. Michigan State	13	99	6279	63.4	1144	46	40.3
4. Wisconsin	14	92	5655	61.5	1254	28	40.2
5. Michigan	12	53	3329	62.8	620	24	39.8
6. Indiana	12	57	3493	61.3	550	27	39.8
7. Nebraska	13	90	5518	61.3	1248	30	39.1
8. Maryland	13	75	4684	62.5	1029	29	39.1
9. Illinois	13	65	3967	61.0	629	34	38.3
10. Iowa	13	68	4047	59.5	370	43	38.3
11. Rutgers	13	71	4175	58.8	1143	17	36.7
12. Northwestern	12	55	3174	57.7	682	19	36.7
13. Penn State	13	62	3722	60.0	940	21	36.4
14. Purdue	12	60	3316	55.3	731	19	35.2



# 2014 INDIVIDUAL & TEAM STATS - CONFERENCE GAMES

## INDIVIDUAL STATISTICS

### RUSHING

Player	Team	Cl	G	Att	Yds	Avg	TD	Long	Yds/G
1. Gordon, Melvin	WIS	JR	8	205	1648	8.0	18	88	206.0
2. Coleman, Tevin	IND	JR	8	187	1317	7.0	8	90	164.6
3. Langford, Jeremy	MSU	SR	8	187	1020	5.5	16	38	127.5
4. Cobb, David	MINN	SR	8	201	1006	5.0	9	67	125.8
5. Abdullah, Ameer	NEB	SR	8	145	898	6.2	13	53	112.2
6. Elliott, Ezekiel	OSU	SO	8	142	859	6.0	7	65	107.4
7. Jackson, Justin	NU	FR	8	181	854	4.7	7	68	106.8
8. Hunt, Akeem	PUR	SR	8	142	770	5.4	5	82	96.2
9. Barrett, J.T.	OSU	FR	8	116	733	6.3	10	86	91.6
10. Weisman, Mark	IOWA	SR	8	152	618	4.1	10	38	77.2

### PASSING AVG/GAME

Player	Team	Cl	G	Att	Cmp	Int	Pct.	Yds	TD	Avg/G
1. Cook, Connor	MSU	JR	8	245	134	4	54.7	2063	13	257.9
2. Rudock, Jake	IOWA	JR	7	210	126	3	60.0	1606	11	229.4
3. Barrett, J.T.	OSU	FR	8	204	133	5	65.2	1747	21	218.4
4. Nova, Gary	RU	SR	8	226	122	10	54.0	1662	10	207.8
5. Hackenberg, C.	PSU	SO	8	302	158	9	52.3	1542	4	192.8
6. Siemian, Trevor	NU	SR	7	234	133	6	56.8	1316	4	188.0
7. Armstrong Jr., T.	NEB	SO	8	200	100	9	50.0	1428	10	178.5
8. Appleby, Austin	PUR	SO	8	255	137	11	53.7	1371	9	171.4
9. Brown, C.J.	MD	SR	8	214	111	6	51.9	1250	7	156.2
10. Gardner, Devin	MICH	SR	8	191	115	9	60.2	1202	5	150.2

### TOTAL OFFENSE

Player	Team	Cl	G	Rush	Pass	Plays	Total	Yds/G
1. Barrett, J.T.	OSU	FR	8	733	1747	320	2480	310.0
2. Cook, Connor	MSU	JR	8	61	2063	279	2124	265.5
3. Rudock, Jake	IOWA	JR	7	62	1606	252	1668	238.3
4. Armstrong Jr., T.	NEB	SO	8	310	1428	293	1738	217.2
5. Gordon, Melvin	WIS	JR	8	1648	0	205	1648	206.0
6. Nova, Gary	RU	SR	8	-27	1662	259	1635	204.4
7. Leidner, Mitch	MINN	SO	8	411	1178	248	1589	198.6
8. Brown, C.J.	MD	SR	8	325	1250	313	1575	196.9
9. Appleby, Austin	PUR	SO	8	180	1371	313	1551	193.9
10. Hackenberg, C.	PSU	SO	8	-115	1542	370	1427	178.4

### RECEPTIONS/GAME

Player	Team	Cl	G	Rec	Yds	TD	Long	Avg/C	Rec/G
1. Dudek, Mike	ILL	FR	8	50	716	3	56	14.3	6.25
2. Hamilton, D.	PSU	FR	8	49	523	1	51	10.7	6.12
3. Funchess, Devin	MICH	JR	8	42	449	1	45	10.7	5.25
4. Lippett, Tony	MSU	SR	8	38	703	5	70	18.5	4.75
Long, Deon	MD	SR	8	38	412	1	50	10.8	4.75
6. Prater, Kyle	NU	SR	7	31	337	0	26	10.9	4.43
7. Hunt, Akeem	PUR	SR	8	35	217	2	79	6.2	4.38
8. Carroo, Leonte	RU	JR	8	34	652	5	71	19.2	4.25
9. Wynn, Shane	IND	SR	8	33	374	1	62	11.3	4.12
10. Ferguson, Josh	ILL	JR	8	32	248	0	42	7.8	4.00

### RECEIVE YDS/GAME

Player	Team	Cl	G	Rec	Yds	TD	Long	Avg/C	Yds/G
1. Dudek, Mike	ILL	FR	8	50	716	3	56	14.3	89.5
2. Lippett, Tony	MSU	SR	8	38	703	5	70	18.5	87.9
3. Carroo, Leonte	RU	JR	8	34	652	5	71	19.2	81.5
4. Hamilton, D.	PSU	FR	8	49	523	1	51	10.7	65.4
5. Funchess, Devin	MICH	JR	8	42	449	1	45	10.7	56.1
6. Smith, Tevaun	IOWA	JR	8	27	435	2	37	16.1	54.4
7. Bell, Kenny	NEB	SR	8	26	433	4	73	16.7	54.1
8. Long, Deon	MD	SR	8	38	412	1	50	10.8	51.5
9. Erickson, Alex	WIS	SO	8	23	395	2	70	17.2	49.4
10. Thomas, Michael	OSU	SO	8	27	392	4	79	14.5	49.0

### ALL PURPOSE

Player	Team	Cl	G	Rush	Rcv	PR	KR	Yds	Avg/G
1. Gordon, Melvin	WIS	JR	8	1648	124	0	0	1772	221.5
2. Coleman, Tevin	IND	JR	8	1317	12	0	0	1329	166.1
3. Abdullah, Ameer	NEB	SR	8	898	100	0	157	1155	144.4
4. Cobb, David	MINN	SR	8	1006	91	0	0	1097	137.1
5. Langford, Jeremy	MSU	SR	8	1020	44	0	0	1064	133.0
6. Grant, Janarion	RU	SO	8	45	256	31	726	1058	132.2
7. Jackson, Justin	NU	FR	8	854	157	0	0	1011	126.4
8. Hunt, Akeem	PUR	SR	8	770	217	0	23	1010	126.2
9. Elliott, Ezekiel	OSU	SO	8	859	105	0	0	964	120.5
10. Mostert, Raheem	PUR	SR	8	236	56	0	568	860	107.5

### INTERCEPTIONS

Player	Team	Cl	G	Int	Yds	TD	Long	Int/G
1. Gerry, Nate	NEB	SO	8	5	92	0	54	0.62
2. Likely, William	MD	SO	8	4	81	1	45	0.50
Feichter, Landon	PUR	SR	8	4	36	0	22	0.50
4. Igwebuike, G.	NU	FR	7	3	11	0	11	0.43
5. Zettel, Anthony	PSU	JR	8	3	52	1	40	0.38
Lowdermilk, John	IOWA	SR	8	3	48	1	18	0.38
Grant, Doran	OSU	SR	8	3	46	0	28	0.38
Bell, Vonn	OSU	SO	8	3	15	0	15	0.38
Waynes, Trae	MSU	JR	8	3	0	0	0	0.38
10. Williams, Frankie	PUR	JR	7	2	63	1	39	0.29

### PASS EFFICIENCY

Player	Team	Cl	G	Att	Cmp	Int	Pct.	Yds	TD	Eff.
1. Barrett, J.T.	OSU	FR	8	204	133	5	65.2	1747	21	166.2
2. Cook, Connor	MSU	JR	8	245	134	4	54.7	2063	13	139.7
3. Rudock, Jake	IOWA	JR	7	210	126	3	60.0	1606	11	138.7
4. Stave, Joel	WIS	JR	8	136	79	4	58.1	1042	8	136.0
5. Leidner, Mitch	MINN	SO	8	152	75	4	49.3	1178	8	126.5
6. Nova, Gary	RU	SR	8	226	122	10	54.0	1662	10	121.5
7. O'Toole, Reilly	ILL	SR	8	162	94	7	58.0	1000	9	119.6
8. Armstrong Jr., T.	NEB	SO	8	200	100	9	50.0	1428	10	117.5
9. Gardner, Devin	MICH	SR	8	191	115	9	60.2	1202	5	112.3
10. Brown, C.J.	MD	SR	8	214	111	6	51.9	1250	7	106.1

### PUNT RETURN AVG

Player	Team	Cl	G	Ret	Yds	TD	Long	Avg
1. Pierson-El, D.	NEB	FR	8	19	362	2	80	19.1
2. Marshall, Jalin	OSU	FR	8	15	174	1	54	11.6
3. Doe, Kenzel	WIS	SR	8	12	132	0	20	11.0
4. James, Craig	MINN	FR	8	15	129	0	32	8.6
5. Della Valle, J.	PSU	SR	8	12	102	0	41	8.5
6. Wynn, Shane	IND	SR	8	11	55	0	22	5.0
7. Kings, Macgarrett	MSU	JR	8	13	53	0	19	4.1
8. Likely, William	MD	SO	8	12	38	0	28	3.2

### KICK RETURN AVG

Player	Team	Cl	G	Ret	Yds	TD	Long	Avg
1. Likely, William	MD	SO	8	12	336	0	52	28.0
2. Grant, Janarion	RU	SO	8	27	726	0	71	26.9
3. Myrick, Jalen	MINN	SO	8	17	451	1	100	26.5
4. Parker, Jonathan	IOWA	FR	8	15	363	0	54	24.2
5. Shelton, R.J.	MSU	SO	8	19	456	1	90	24.0
6. Doe, Kenzel	WIS	SR	8	16	370	0	36	23.1
7. Norfleet, Dennis	MICH	JR	7	15	322	0	31	21.5
8. Harris II, J-Shun	IND	FR	8	18	366	0	35	20.3
9. Mostert, Raheem	PUR	SR	8	28	568	0	41	20.3
10. Haley, Grant	PSU	FR	8	21	388	0	28	18.5

### PUNTING

Player	Team	Cl	G	Punt	Yds	Long	Avg
1. Johnston, C.	OSU	SO	8	25	1128	69	45.1
2. Mortell, Peter	MINN	JR	8	40	1804	64	45.1
3. DuVernois, Justin	ILL	SR	8	51	2234	74	43.8
4. Hagerup, Will	MICH	SR	8	40	1736	63	43.4
5. Sadler, Mike	MSU	SR	8	33	1377	66	41.7
6. Toth, Erich	IND	JR	8	60	2465	64	41.1
7. Kidd, Dillon	IOWA	JR	6	26	1044	55	40.2
8. Foltz, Sam	NEB	SO	8	42	1682	70	40.0
9. Renfro, Nate	MD	JR	8	54	2160	56	40.0
10. Meadows, T.	PUR	JR	8	41	1617	55	39.4

### SCORING

Player	Team	Cl	G	TD	XPT	FG	2XP	Pts	Pts/G
1. Gordon, Melvin	WIS	JR	8	20	0	0	0	120	15.0
2. Langford, Jeremy	MSU	SR	8	16	0	0	0	96	12.0
3. Abdullah, Ameer	NEB	SR	8	14	0	0	0	84	10.5
4. Gaglianone, R.	WIS	FR	8	0	36	12	0	72	9.0
5. Geiger, Michael	MSU	SO	8	0	40	10	0	70	8.8
6. Nuernberger, S.	OSU	FR	8	0	49	5	0	64	8.0
7. Barrett, J.T.	OSU	FR	8	10	0	0	0	60	7.5
Weisman, Mark	IOWA	SR	8	10	0	0	0	60	7.5
9. Santoso, Ryan	MINN	FR	8	0	28	10	0	58	7.2
10. Craddock, Brad	MD	JR	8	0	23	11	0	56	7.0

# 2014 INDIVIDUAL & TEAM STATS - CONFERENCE GAMES

## INDIVIDUAL STATISTICS, CONT.

### SCORING (TDs)

Player	Team	Cl	G	TD	Rush	Pass	Ret	PAT	Pts	Pts/G
1. Gordon, Melvin	WIS	JR	8	20	18	2	0	0	120	15.0
2. Langford, Jeremy	MSU	SR	8	16	16	0	0	0	96	12.0
3. Abdullah, Ameer	NEB	SR	8	14	13	1	0	0	84	10.5
4. Weisman, Mark	IOWA	SR	8	10	10	0	0	0	60	7.5
Barrett, J.T.	OSU	SR	8	10	10	0	0	0	60	7.5
6. Cobb, David	MINN	FR	8	9	9	0	0	0	54	6.8
7. Jackson, Justin	NU	FR	8	8	7	1	0	0	48	6.0
Coleman, Tevin	IND	JR	8	8	8	0	0	0	48	6.0
Leidner, Mitch	MINN	SO	8	8	8	0	0	0	48	6.0
10. Marshall, Jalin	OSU	FR	8	7	1	5	1	0	42	5.2

### SCORING (KICK)

Player	Team	Cl	G	PATs	FGs	Pts	Pts/G
1. Gaglianone, R.	WIS	FR	8	36-37	12-14	72	9.0
2. Geiger, Michael	MSU	SO	8	40-40	10-17	70	8.8
3. Nuernberger, S.	OSU	FR	8	49-49	5-9	64	8.0
4. Santoso, Ryan	MINN	FR	8	28-29	10-14	58	7.2
5. Craddock, Brad	MD	JR	8	23-23	11-12	56	7.0
6. Koehn, Marshall	IOWA	JR	8	30-30	8-9	54	6.8
7. Oakes, Griffin	IND	FR	8	14-14	13-18	53	6.6
8. Ficken, Sam	PSU	SR	8	10-10	14-18	52	6.5
9. Griggs, Paul	PUR	JR	8	21-21	10-13	51	6.4
Brown, Drew	NEB	FR	8	33-33	6-12	51	6.4

### FIELD GOALS

Player	Team	Cl	G	FG	FGA	Pct.	FG/G
1. Ficken, Sam	PSU	SR	8	14	18	77.8	1.75
2. Oakes, Griffin	IND	FR	8	13	18	72.2	1.62
3. Gaglianone, R.	WIS	FR	8	12	14	85.7	1.50
4. Craddock, Brad	MD	JR	8	11	12	91.7	1.38
Wile, Matt	MICH	SR	8	11	14	78.6	1.38
6. Griggs, Paul	PUR	JR	8	10	13	76.9	1.25
Santoso, Ryan	MINN	FR	8	10	14	71.4	1.25
Geiger, Michael	MSU	SO	8	10	17	58.8	1.25
9. Federico, Kyle	RU	JR	8	9	12	75.0	1.12
10. Koehn, Marshall	IOWA	JR	8	8	9	88.9	1.00

### FIELD GOAL PCT

Player	Team	Cl	G	FG	FGA	Long	Pct.
1. Craddock, Brad	MD	JR	8	11	12	57	91.7
2. Koehn, Marshall	IOWA	JR	8	8	9	48	88.9
3. Gaglianone, R.	WIS	FR	8	12	14	50	85.7
4. Wile, Matt	MICH	SR	8	11	14	48	78.6
5. Ficken, Sam	PSU	SR	8	14	18	48	77.8
6. Griggs, Paul	PUR	JR	8	10	13	53	76.9
7. Federico, Kyle	RU	JR	8	9	12	45	75.0
8. Mitchell, Jack	NU	SO	8	8	11	34	72.7
9. Oakes, Griffin	IND	FR	8	13	18	58	72.2
10. Santoso, Ryan	MINN	FR	8	10	14	52	71.4

### PAT KICKING PCT

Player	Team	Cl	G	Made	Att	Pct.
1. Nuernberger, S.	OSU	FR	8	49	49	100.0
Geiger, Michael	MSU	SO	8	40	40	100.0
Brown, Drew	NEB	FR	8	33	33	100.0
Koehn, Marshall	IOWA	JR	8	30	30	100.0
Craddock, Brad	MD	JR	8	23	23	100.0
Griggs, Paul	PUR	JR	8	21	21	100.0
Wile, Matt	MICH	SR	8	16	16	100.0
8. Gaglianone, R.	WIS	FR	8	36	37	97.3
9. Santoso, Ryan	MINN	FR	8	28	29	96.6
10. Federico, Kyle	RU	JR	8	19	20	95.0

### PASSES DEFENDED

Player	Team	Cl	G	Brup	Int	Total	Avg/G
1. Drummond, K.	MSU	SR	8	10	2	12	1.50
2. Waynes, Trae	MSU	JR	8	6	3	9	1.12
Bell, Vonn	OSU	SO	8	6	3	9	1.12
Likely, William	MD	SO	8	5	4	9	1.12
5. Harris, Matthew	NU	SO	8	6	2	8	1.00
VanHoose, Nick	NU	JR	6	5	1	6	1.00
Amos, Adrian	PSU	SR	8	6	2	8	1.00
8. Gerry, Nate	NEB	SO	8	2	5	7	0.88
Spence, Eaton	ILL	JR	8	6	1	7	0.88
Boddy-Calhoun, B.	MINN	JR	8	5	2	7	0.88

### TACKLES (All positions)

Player	Team	Cl	G	Pos	Solo	Ast	Total	Avg/G	Sack
1. Hull, Mike	PSU	SR	8	LB	53	43	96	12.0	1.0
2. Farrand, Cole	MD	SR	8	LB	53	42	95	11.9	0.0
3. Ryan, Jake	MICH	SR	8	LB	51	28	79	9.9	1.0
4. Anderson, Zaire	NEB	SR	8	LB	39	38	77	9.6	2.0
5. Perry, Joshua	OSU	JR	8	LB	45	31	76	9.5	2.5
6. Bolden, Joe	MICH	JR	8	LB	47	27	74	9.2	2.0
7. Ariguzo, Chi Chi	NU	SR	8	LB	43	29	72	9.0	1.0
Feichter, Landon	PUR	SR	8	DB	50	22	72	9.0	0.0
9. Davis, Sean	MD	JR	8	DB	49	21	70	8.8	1.0
10. Monheim, Mason	ILL	JR	8	LB	23	46	69	8.6	0.5
Petty, Zane	ILL	SR	8	DB	30	39	69	8.6	0.0
12. Caputo, Michael	WIS	JR	8	DB	44	23	67	8.4	0.0
Wilson, Damien	MINN	SR	8	LB	35	32	67	8.4	2.5
14. Lowdermilk, John	IOWA	SR	8	DB	34	32	66	8.2	0.0
15. Longa, Joe	RU	SO	8	LB	46	19	65	8.1	1.0
16. Thompson, Cedric	MINN	SR	8	DB	39	23	62	7.8	0.0
17. Neal Jr., T.J.	ILL	SO	8	LB	14	47	61	7.6	0.0
Goree, L.A.	MD	SR	8	LB	42	19	61	7.6	0.0
19. Barton, Taylor	ILL	SO	7	DB	21	32	53	7.6	0.0
20. Gerry, Nate	NEB	SO	8	DB	34	26	60	7.5	0.5
Henry, Traveon	NU	JR	6	DB	26	19	45	7.5	0.0
22. Trotter, Marcus	WIS	SR	7	LB	30	20	50	7.1	3.0
Williams, Frankie	PUR	JR	7	DB	34	16	50	7.1	1.0
24. Lomax, Jordan	IOWA	JR	8	DB	27	30	57	7.1	0.0
25. Cooper, Corey	NEB	SR	7	DB	30	18	48	6.9	0.0

### SACKS

Player	Team	Cl	G	Pos	Solo	Ast	Yds	Total	Avg/G
1. Bosa, Joey	OSU	SO	8	DE	10	2	70	11.0	1.38
2. Monroe, Andre	MD	SR	8	DL	6	1	51	6.5	0.81
Biegel, Vince	WIS	SO	8	LB	6	1	38	6.5	0.81
4. Barnes, Deion	PSU	JR	8	LB	6	0	50	6.0	0.75
5. Gregory, Randy	NEB	JR	7	DE	4	2	42	5.0	0.71
6. Ngakoue, Yannick	MD	SO	8	LB	4	2	45	5.0	0.62
Landisch, Derek	WIS	SR	8	LB	5	0	43	5.0	0.62
Trinca-Pasat, L.	IOWA	SR	8	DL	5	0	41	5.0	0.62
Zettel, Anthony	PSU	JR	8	DL	5	0	34	5.0	0.62
Ott, Drew	IOWA	JR	8	DE	4	2	24	5.0	0.62

### TACKLES FOR LOSS

Player	Team	Cl	G	Pos	Solo	Ast	Yds	Total	Avg/G
1. Bosa, Joey	OSU	SO	8	DE	14	3	83	15.5	1.94
2. Biegel, Vince	WIS	SO	8	LB	12	3	54	13.5	1.69
3. Clark, Frank	MICH	SR	6	DL	7	4	56	9.0	1.50
4. Zettel, Anthony	PSU	JR	8	DL	10	0	48	10.0	1.25
Ryan, Jake	MICH	SR	8	LB	9	2	28	10.0	1.25
6. Lee, Darron	OSU	SO	8	LB	8	2	46	9.0	1.12
7. Trotter, Marcus	WIS	SR	7	LB	7	1	28	7.5	1.07
8. Barnes, Deion	PSU	JR	8	LB	8	1	55	8.5	1.06
Landisch, Derek	WIS	SR	8	LB	8	1	53	8.5	1.06
Jones, Taiwan	MSU	SR	8	LB	7	3	29	8.5	1.06

### FUMBLES FORCED

Player	Team	Cl	G	Num	Avg/G
1. Anderson, Zaire	NEB	SR	8	3	0.38
Monheim, Mason	ILL	JR	8	3	0.38
3. Cooper, Corey	NEB	SR	7	2	0.29
4. Rush, Marcus	MSU	SR	8	2	0.25
Boddy-Calhoun, B.	MINN	JR	8	2	0.25
Lowdermilk, J.	IOWA	SR	8	2	0.25
Ezechukwu, D.	PUR	FR	8	2	0.25
Thompson, Cedric	MINN	SR	8	2	0.25
Ryan, Jake	MICH	SR	8	2	0.25
Caputo, Michael	WIS	JR	8	2	0.25

### FUMBLES RCVD

Player	Team	Cl	G	Num	Avg/G
1. Caputo, Michael	WIS	JR	8	3	0.38
Ward, Jihad	ILL	JR	8	3	0.38
3. Gause, Quentin	RU	JR	8	2	0.25
Goree, L.A.	MD	SR	8	2	0.25
Bentley, Ja'Whaun	PUR	FR	8	2	0.25
Anderson, Zaire	NEB	SR	8	2	0.25
Roach, Trevor	NEB	SR	8	2	0.25
Campbell, D.	MINN	JR	8	2	0.25

# 2014 INDIVIDUAL & TEAM STATS - CONFERENCE GAMES

## TEAM STATISTICS

SCORING OFFENSE	G	TD	XP	2XP	DXP	FG	Saf	Pts	Avg
1. Ohio State	8	49	49	0	0	5	0	358	44.8
2. Michigan State	8	41	40	0	0	10	0	316	39.5
3. Wisconsin	8	37	36	0	0	12	0	294	36.8
4. Nebraska	8	36	33	0	0	6	0	267	33.4
5. Iowa	8	32	30	1	0	8	1	250	31.2
6. Minnesota	8	31	28	0	0	10	0	244	30.5
7. Maryland	8	24	23	1	0	11	0	202	25.2
8. Illinois	8	25	23	0	0	5	0	188	23.5
9. Purdue	8	21	21	0	0	10	0	177	22.1
10. Northwestern	8	21	16	2	0	8	0	170	21.2
11. Rutgers	8	20	19	0	0	9	0	166	20.8
12. Michigan	8	17	16	1	0	11	1	155	19.4
13. Indiana	8	16	14	1	0	13	0	151	18.9
14. Penn State	8	10	10	0	0	14	0	112	14.0

SCORING DEFENSE	G	TD	XP	2XP	DXP	FG	Saf	Pts	Avg
1. Wisconsin	8	17	15	1	0	8	0	143	17.9
2. Michigan State	8	20	16	2	0	6	0	158	19.8
3. Penn State	8	18	16	0	0	13	1	165	20.6
4. Michigan	8	22	20	0	0	12	0	188	23.5
5. Ohio State	8	25	24	0	0	7	0	195	24.4
6. Minnesota	8	26	26	0	0	6	0	200	25.0
7. Northwestern	8	25	24	0	0	9	0	201	25.1
8. Iowa	8	28	24	1	0	6	0	212	26.5
9. Nebraska	8	28	28	0	0	7	0	217	27.1
10. Maryland	8	30	29	0	0	18	0	263	32.9
11. Purdue	8	34	31	0	0	10	0	265	33.1
12. Illinois	8	36	34	2	0	7	1	277	34.6
13. Rutgers	8	35	35	0	0	11	0	278	34.8
14. Indiana	8	36	36	0	0	12	0	288	36.0

PASS OFFENSE	G	Att	Cmp	Int	Pct.	Yds	Avg	TD	Yds/G
1. Michigan State	8	248	135	4	54.4	2087	8.4	13	260.9
2. Iowa	8	268	156	4	58.2	1988	7.4	14	248.5
3. Ohio State	8	218	141	5	64.7	1833	8.4	23	229.1
4. Rutgers	8	253	133	11	52.6	1761	7.0	10	220.1
5. Maryland	8	264	141	9	53.4	1707	6.5	11	213.4
6. Illinois	8	266	155	8	58.3	1632	6.1	13	204.0
7. Northwestern	8	294	164	9	55.8	1629	5.5	5	203.6
8. Penn State	8	305	158	9	51.8	1542	5.1	4	192.8
9. Nebraska	8	205	102	9	49.8	1453	7.1	11	181.6
10. Purdue	8	281	148	12	52.7	1432	5.1	9	179.0
11. Michigan	8	214	123	10	57.5	1269	5.9	5	158.6
12. Minnesota	8	156	75	4	48.1	1178	7.6	8	147.2
13. Wisconsin	8	163	94	6	57.7	1163	7.1	8	145.4
14. Indiana	8	192	85	8	44.3	757	3.9	2	94.6

PASS DEFENSE	G	Att	Cmp	Int	Pct.	Yds	Avg	TD	Yds/G
1. Iowa	8	197	96	9	48.7	1095	5.6	12	136.9
2. Wisconsin	8	212	97	3	45.8	1181	5.6	8	147.6
3. Penn State	8	247	134	12	54.3	1340	5.4	5	167.5
4. Minnesota	8	213	124	6	58.2	1409	6.6	12	176.1
5. Nebraska	8	245	110	9	44.9	1500	6.1	7	187.5
6. Michigan State	8	274	136	12	49.6	1509	5.5	6	188.6
7. Northwestern	8	245	134	11	54.7	1513	6.2	8	189.1
8. Illinois	8	205	116	5	56.6	1548	7.6	12	193.5
9. Michigan	8	223	135	3	60.5	1601	7.2	8	200.1
10. Ohio State	8	271	152	13	56.1	1609	5.9	7	201.1
11. Rutgers	8	220	125	5	56.8	1650	7.5	10	206.2
12. Purdue	8	244	137	7	56.1	1741	7.1	12	217.6
13. Maryland	8	279	153	4	54.8	1793	6.4	13	224.1
14. Indiana	8	252	161	9	63.9	1942	7.7	16	242.8

KICKOFF RETURNS	G	Ret	Yds	TD	Avg
1. Ohio State	8	25	602	0	24.1
2. Rutgers	8	36	865	0	24.0
3. Michigan State	8	20	475	1	23.8
4. Maryland	8	28	660	0	23.6
5. Iowa	8	23	531	0	23.1
6. Wisconsin	8	17	391	0	23.0
7. Minnesota	8	24	513	1	21.4
8. Northwestern	8	27	547	1	20.3
9. Nebraska	8	22	444	0	20.2
10. Michigan	8	17	343	0	20.2
11. Indiana	8	32	644	0	20.1
12. Penn State	8	21	388	0	18.5
13. Purdue	8	38	688	0	18.1
14. Illinois	8	24	370	0	15.4

PUNTING	G	No.	Yards	Avg	Ret	Avg.	TB	Net/P
1. Ohio State	8	25	1128	45.1	16	0.6	4	41.3
2. Minnesota	8	40	1804	45.1	38	0.9	6	41.2
3. Illinois	8	51	2234	43.8	96	1.9	5	40.0
4. Indiana	8	60	2465	41.1	155	2.6	4	37.2
5. Michigan	8	40	1736	43.4	149	3.7	7	36.2
6. Maryland	8	54	2160	40.0	126	2.3	5	35.8
7. Michigan State	8	33	1377	41.7	143	4.3	4	35.0
8. Nebraska	8	43	1651	38.4	103	2.4	4	34.1
9. Penn State	8	57	2014	35.3	49	0.9	2	33.8
10. Purdue	8	43	1631	37.9	189	4.4	1	33.1
11. Rutgers	8	46	1686	36.7	133	2.9	2	32.9
12. Iowa	8	43	1645	38.3	193	4.5	2	32.8
13. Wisconsin	8	35	1270	36.3	78	2.2	3	32.3
14. Northwestern	8	50	1799	36.0	118	2.4	4	32.0

TURNOVER MARGIN	G	Gained			Lost			Mar	Per/G
		Fum	Int	Tot	Fum	Int	Tot		
1. Michigan State	8	9	12	21	6	4	10	+11	1.38
2. Minnesota	8	9	6	15	4	4	8	+7	0.88
3. Ohio State	8	5	13	18	7	5	12	+6	0.75
4. Northwestern	8	6	11	17	5	9	14	+3	0.38
5. Illinois	8	8	5	13	4	8	12	+1	0.12
6. Penn State	8	2	12	14	6	9	15	-1	-0.12
7. Maryland	8	7	4	11	4	9	13	-2	-0.25
Nebraska	8	9	9	18	11	9	20	-2	-0.25
Wisconsin	8	7	3	10	6	6	12	-2	-0.25
10. Purdue	8	7	7	14	5	12	17	-3	-0.38
Indiana	8	3	9	12	7	8	15	-3	-0.38
12. Iowa	8	1	9	10	10	4	14	-4	-0.50
13. Rutgers	8	6	5	11	5	11	16	-5	-0.62
14. Michigan	8	5	3	8	4	10	14	-6	-0.75

RUSHING OFFENSE	G	Att	Yds	Avg	TD	Yds/G
1. Wisconsin	8	362	2638	7.3	29	329.8
2. Ohio State	8	351	2123	6.0	22	265.4
3. Indiana	8	339	1869	5.5	13	233.6
4. Michigan State	8	350	1811	5.2	24	226.4
5. Minnesota	8	379	1750	4.6	21	218.8
6. Nebraska	8	358	1663	4.6	22	207.9
7. Iowa	8	335	1350	4.0	14	168.8
8. Purdue	8	259	1299	5.0	11	162.4
9. Michigan	8	273	1110	4.1	12	138.8
10. Northwestern	8	324	1030	3.2	13	128.8
11. Rutgers	8	270	995	3.7	10	124.4
12. Illinois	8	270	972	3.6	10	121.5
13. Maryland	8	252	914	3.6	12	114.2
14. Penn State	8	271	598	2.2	5	74.8

RUSHING DEFENSE	G	Rushes	Yards	Avg	TD	Yds/G
1. Michigan State	8	230	857	3.7	13	107.1
2. Penn State	8	295	860	2.9	10	107.5
3. Wisconsin	8	286	900	3.1	9	112.5
4. Michigan	8	312	1091	3.5	11	136.4
5. Ohio State	8	287	1135	4.0	17	141.9
6. Minnesota	8	290	1408	4.9	12	176.0
7. Northwestern	8	305	1409	4.6	14	176.1
8. Iowa	8	315	1523	4.8	13	190.4
9. Maryland	8	348	1622	4.7	15	202.8
10. Nebraska	8	328	1654	5.0	19	206.8
11. Indiana	8	316	1671	5.3	18	208.9
12. Purdue	8	366	1734	4.7	20	216.8
13. Rutgers	8	328	1953	6.0	24	244.1
14. Illinois	8	387	2305	6.0	23	288.1

TOTAL OFFENSE	G	Rush	Pass	Plays	Yards	Avg/P	TD	Yds/G
1. Ohio State	8	2123	1833	569	3956	7.0	45	494.5
2. Michigan State	8	1811	2087	598	3898	6.5	37	487.2
3. Wisconsin	8	2638	1163	525	3801	7.2	37	475.1
4. Iowa	8	1350	1988	603	3338	5.5	28	417.2
5. Nebraska	8	1663	1453	563	3116	5.5	33	389.5
6. Minnesota	8	1750	1178	535	2928	5.5	29	366.0
7. Rutgers	8	995	1761	523	2756	5.3	20	344.5
8. Purdue	8	1299	1432	540	2731	5.1	20	341.4
9. Northwestern	8	1030	1629	618	2659	4.3	18	332.4
10. Indiana	8	1869	757	531	2626	4.9	15	328.2
11. Maryland	8	914	1707	516	2621	5.1	23	327.6
12. Illinois	8	972	1632	536	2604	4.9	23	325.5
13. Michigan	8	1110	1269	487	2379	4.9	17	297.4
14. Penn State	8	598	1542	576	2140	3.7	9	267.5

# 2014 INDIVIDUAL & TEAM STATS - CONFERENCE GAMES

## TEAM STATISTICS, CONT.

TOTAL DEFENSE	G	Rush	Pass	Plys	Yards	Avg	TD	Yds/G
1. Wisconsin	8	900	1181	498	2081	4.2	17	260.1
2. Penn State	8	860	1340	542	2200	4.1	15	275.0
3. Michigan State	8	857	1509	504	2366	4.7	19	295.8
4. Iowa	8	1523	1095	512	2618	5.1	25	327.2
5. Michigan	8	1091	1601	535	2692	5.0	19	336.5
6. Ohio State	8	1135	1609	558	2744	4.9	24	343.0
7. Minnesota	8	1408	1409	503	2817	5.6	24	352.1
8. Northwestern	8	1409	1513	550	2922	5.3	22	365.2
9. Nebraska	8	1654	1500	573	3154	5.5	26	394.2
10. Maryland	8	1622	1793	627	3415	5.4	28	426.9
11. Purdue	8	1734	1741	610	3475	5.7	32	434.4
12. Rutgers	8	1953	1650	548	3603	6.6	34	450.4
13. Indiana	8	1671	1942	568	3613	6.4	34	451.6
14. Illinois	8	2305	1548	592	3853	6.5	35	481.6

PUNT RETURNS AVG.	G	Ret	Yds	TD	Avg
1. Northwestern	8	5	104	1	20.8
2. Nebraska	8	20	374	2	18.7
3. Purdue	8	8	103	0	12.9
4. Wisconsin	8	13	156	0	12.0
5. Ohio State	8	19	216	1	11.4
6. Minnesota	8	15	129	0	8.6
7. Penn State	8	12	102	0	8.5
8. Rutgers	8	4	31	0	7.8
9. Illinois	8	14	97	0	6.9
10. Iowa	8	17	78	2	4.6
11. Indiana	8	13	56	0	4.3
12. Michigan	8	7	29	0	4.1
13. Maryland	8	13	53	0	4.1
14. Michigan State	8	15	58	0	3.9

PASS EFFICIENCY	G	Att	Cmp	Pct	Int	Yds	TD	Effic
1. Ohio State	8	218	141	64.7	5	1833	23	165.5
2. Michigan State	8	248	135	54.4	4	2087	13	139.2
3. Iowa	8	268	156	58.2	4	1988	14	134.8
4. Wisconsin	8	163	94	57.7	6	1163	8	126.4
5. Minnesota	8	156	75	48.1	4	1178	8	123.3
6. Illinois	8	266	155	58.3	8	1632	13	119.9
7. Nebraska	8	205	102	49.8	9	1453	11	118.2
8. Rutgers	8	253	133	52.6	11	1761	10	115.4
9. Maryland	8	264	141	53.4	9	1707	11	114.7
10. Michigan	8	214	123	57.5	10	1269	5	105.7
11. Northwestern	8	294	164	55.8	9	1629	5	101.8
12. Purdue	8	281	148	52.7	12	1432	9	97.5
13. Penn State	8	305	158	51.8	9	1542	4	92.7
14. Indiana	8	192	85	44.3	8	757	2	72.5

PASS DEF EFFICIENCY	G	Att	Cmp	Int	Pct.	Yds	TD	Effic
1. Michigan State	8	274	136	12	49.6	1509	6	94.4
2. Penn State	8	247	134	12	54.3	1340	5	96.8
3. Nebraska	8	245	110	9	44.9	1500	7	98.4
4. Wisconsin	8	212	97	3	45.8	1181	8	102.2
5. Ohio State	8	271	152	13	56.1	1609	7	104.9
6. Iowa	8	197	96	9	48.7	1095	12	106.4
7. Northwestern	8	245	134	11	54.7	1513	8	108.4
8. Maryland	8	279	153	4	54.8	1793	13	121.3
9. Purdue	8	244	137	7	56.1	1741	12	126.6
10. Minnesota	8	213	124	6	58.2	1409	12	126.7
11. Michigan	8	223	135	3	60.5	1601	8	130.0
12. Rutgers	8	220	125	5	56.8	1650	10	130.3
13. Illinois	8	205	116	5	56.6	1548	12	134.5
14. Indiana	8	252	161	9	63.9	1942	16	142.4

FIRST DOWNS	G	Rush	Pass	Pen	Total
1. Ohio State	8	112	76	7	195
2. Michigan State	8	92	95	6	193
3. Iowa	8	76	80	13	169
4. Wisconsin	8	105	54	6	165
5. Nebraska	8	85	61	14	160
6. Northwestern	8	55	91	12	158
7. Minnesota	8	92	47	11	150
8. Illinois	8	58	65	21	144
9. Michigan	8	57	66	15	138
10. Maryland	8	52	68	15	135
11. Rutgers	8	56	71	5	132
12. Penn State	8	41	74	16	131
13. Purdue	8	58	61	6	125
14. Indiana	8	72	34	12	118

OPP. 1ST DOWNS	G	Rush	Pass	Pen	Total
1. Wisconsin	8	51	50	12	113
2. Iowa	8	70	48	5	123
3. Michigan State	8	43	66	16	125
4. Penn State	8	54	61	10	125
5. Michigan	8	69	67	5	141
6. Minnesota	8	70	61	15	146
7. Northwestern	8	72	69	10	151
8. Nebraska	8	79	64	9	152
9. Ohio State	8	59	77	20	156
10. Indiana	8	78	79	12	169
11. Rutgers	8	92	71	10	173
12. Maryland	8	85	81	12	178
13. Purdue	8	85	82	11	178
14. Illinois	8	104	67	12	183

SACKS BY	G	Sacks	Yards
1. Ohio State	8	28	189
2. Wisconsin	8	25	168
3. Maryland	8	23	168
4. Michigan State	8	22	147
5. Michigan	8	22	181
6. Penn State	8	20	142
7. Nebraska	8	19	160
8. Iowa	8	18	110
9. Rutgers	8	16	104
10. Minnesota	8	16	103
11. Indiana	8	14	67
12. Illinois	8	11	61
13. Northwestern	8	9	55
14. Purdue	8	9	67

PENALTIES	G	No	Yds	Avg/G
1. Iowa	8	27	212	26.5
2. Michigan	8	27	247	30.9
3. Penn State	8	42	328	41.0
4. Purdue	8	37	330	41.2
5. Northwestern	8	41	332	41.5
6. Rutgers	8	41	347	43.4
7. Illinois	8	39	348	43.5
8. Minnesota	8	41	366	45.8
9. Nebraska	8	44	380	47.5
10. Wisconsin	8	43	402	50.2
11. Maryland	8	48	422	52.8
12. Ohio State	8	48	428	53.5
13. Indiana	8	52	450	56.2
14. Michigan State	8	53	519	64.9

OPP. PENALTIES	G	No	Yds	Avg/G
1. Penn State	8	52	481	60.1
2. Maryland	8	53	429	53.6
3. Iowa	8	45	417	52.1
4. Michigan	8	48	410	51.2
5. Northwestern	8	44	390	48.8
6. Nebraska	8	43	380	47.5
7. Rutgers	8	46	378	47.2
8. Illinois	8	38	365	45.6
9. Indiana	8	38	345	43.1
10. Ohio State	8	35	322	40.2
11. Wisconsin	8	38	314	39.2
12. Minnesota	8	34	313	39.1
13. Purdue	8	32	306	38.2
14. Michigan State	8	37	261	32.6

4TH-DN CONVERSIONS	G	Conv	Att	Pct
1. Wisconsin	8	5	6	83.3
2. Minnesota	8	5	7	71.4
3. Michigan State	8	5	8	62.5
4. Iowa	8	8	15	53.3
5. Northwestern	8	10	19	52.6
6. Maryland	8	5	10	50.0
7. Nebraska	8	4	8	50.0
8. Ohio State	8	6	12	50.0
9. Purdue	8	8	20	40.0
10. Illinois	8	3	9	33.3
11. Michigan	8	2	7	28.6
12. Penn State	8	4	15	26.7
13. Indiana	8	2	9	22.2
14. Rutgers	8	2	10	20.0



# 2014 INDIVIDUAL & TEAM STATS - CONFERENCE GAMES

## TEAM STATISTICS, CONT.

OPP 4TH-DN CONVERT	G	Conv	Att	Pct
1. Penn State	8	1	7	14.3
2. Michigan	8	2	11	18.2
3. Purdue	8	4	14	28.6
4. Nebraska	8	4	12	33.3
5. Northwestern	8	4	11	36.4
6. Wisconsin	8	5	12	41.7
7. Ohio State	8	4	9	44.4
8. Maryland	8	7	15	46.7
Michigan State	8	7	15	46.7
10. Illinois	8	9	18	50.0
11. Rutgers	8	6	11	54.5
12. Minnesota	8	5	7	71.4
13. Iowa	8	5	6	83.3
14. Indiana	8	6	7	85.7

RED ZONE OFFENSE	G	RedZone	Pct.	TDs	R/P	FG-AT	Fumb/Int Dns/Other
1. Maryland	8	19-20	95.0	14	10/4	5-5	0/0/0/1
2. Minnesota	8	31-33	93.9	24	19/5	7-8	0/0/0/1
3. Rutgers	8	20-22	90.9	15	9/6	5-5	0/2/0/0
4. Purdue	8	18-20	90.0	11	5/6	7-8	0/0/1/0
5. Indiana	8	15-17	88.2	6	5/1	9-10	0/1/0/0
6. Wisconsin	8	33-38	86.8	24	18/6	9-9	0/2/2/1
7. Nebraska	8	32-37	86.5	26	18/8	6-7	1/1/1/1
8. Michigan State	8	31-36	86.1	24	15/9	7-10	1/1/0/0
9. Michigan	8	23-27	85.2	16	12/4	7-7	0/1/2/1
10. Iowa	8	29-35	82.9	22	13/9	7-7	1/1/3/1
11. Ohio State	8	32-39	82.1	28	15/13	4-4	1/1/5/0
12. Northwestern	8	23-29	79.3	15	11/4	8-10	0/0/4/0
13. Penn State	8	15-20	75.0	6	3/3	9-12	0/0/2/0
14. Illinois	8	22-30	73.3	17	7/10	5-8	1/2/2/0

RED ZONE DEFENSE	G	RedZone	Pct.	TDs	R/P	FG-AT	Fumb/Int Dns/Other
1. Purdue	8	31-42	73.8	24	17/7	7-9	1/3/5/0
2. Northwestern	8	27-35	77.1	20	13/7	7-10	0/3/2/0
3. Nebraska	8	22-28	78.6	16	13/3	6-8	1/2/1/0
4. Michigan	8	24-30	80.0	15	9/6	9-12	0/0/1/2
5. Ohio State	8	23-28	82.1	19	13/6	4-6	0/1/2/0
6. Illinois	8	26-31	83.9	22	15/7	4-4	0/0/4/1
7. Michigan State	8	17-20	85.0	14	11/3	3-3	1/1/1/0
8. Iowa	8	18-21	85.7	13	7/6	5-6	0/1/1/0
9. Rutgers	8	27-31	87.1	20	14/6	7-8	1/0/1/1
10. Penn State	8	23-26	88.5	14	10/4	9-9	0/0/2/1
11. Minnesota	8	23-25	92.0	17	9/8	6-6	1/0/0/1
12. Indiana	8	29-31	93.5	19	10/9	10-11	0/1/0/0
13. Maryland	8	35-37	94.6	22	12/10	13-13	0/0/2/0
14. Wisconsin	8	18-18	100.0	13	7/6	5-5	0/0/0/0

3RD-DN CONVERSIONS	G	Conv	Att	Pct
1. Ohio State	8	60	107	56.1
2. Michigan State	8	56	117	47.9
3. Iowa	8	59	130	45.4
4. Minnesota	8	47	111	42.3
5. Wisconsin	8	42	102	41.2
6. Nebraska	8	44	114	38.6
7. Northwestern	8	51	133	38.3
8. Michigan	8	37	102	36.3
9. Illinois	8	42	118	35.6
10. Rutgers	8	39	112	34.8
11. Penn State	8	48	140	34.3
12. Purdue	8	39	122	32.0
13. Maryland	8	30	111	27.0
14. Indiana	8	31	123	25.2

OPP 3RD-DN CONVERT	G	Conv	Att	Pct
1. Wisconsin	8	34	117	29.1
2. Michigan State	8	33	111	29.7
3. Penn State	8	40	127	31.5
4. Nebraska	8	36	114	31.6
5. Iowa	8	45	122	36.9
6. Northwestern	8	44	115	38.3
7. Indiana	8	46	120	38.3
8. Ohio State	8	45	115	39.1
9. Michigan	8	48	117	41.0
10. Maryland	8	55	133	41.4
11. Minnesota	8	45	107	42.1
12. Rutgers	8	47	109	43.1
13. Illinois	8	52	117	44.4
14. Purdue	8	55	118	46.6

SACKS AGAINST	G	Sacks	Yards
1. Wisconsin	8	6	45
2. Michigan State	8	7	36
3. Ohio State	8	14	89
4. Minnesota	8	15	112
5. Rutgers	8	16	116
Purdue	8	16	129
7. Michigan	8	17	118
Iowa	8	17	123
9. Nebraska	8	18	104
10. Indiana	8	22	161
Illinois	8	22	145
12. Maryland	8	23	132
13. Northwestern	8	24	191
14. Penn State	8	35	221

FIELD GOALS	G	Made	Att	Pct
1. Maryland	8	11	12	.917
2. Iowa	8	8	9	.889
3. Wisconsin	8	12	14	.857
4. Michigan	8	11	14	.786
5. Penn State	8	14	18	.778
6. Purdue	8	10	13	.769
7. Rutgers	8	9	12	.750
8. Northwestern	8	8	11	.727
9. Indiana	8	13	18	.722
10. Minnesota	8	10	14	.714
11. Michigan State	8	10	17	.588
12. Ohio State	8	5	9	.556
Illinois	8	5	9	.556
14. Nebraska	8	6	12	.500

PAT KICKING	G	Made	Att	Pct
1. Ohio State	8	49	49	1.000
Michigan State	8	40	40	1.000
Nebraska	8	33	33	1.000
Iowa	8	30	30	1.000
Maryland	8	23	23	1.000
Purdue	8	21	21	1.000
Michigan	8	16	16	1.000
Indiana	8	14	14	1.000
Penn State	8	10	10	1.000
10. Wisconsin	8	36	37	.973
11. Rutgers	8	19	20	.950
12. Minnesota	8	28	30	.933
13. Illinois	8	23	25	.920
14. Northwestern	8	16	18	.889

TIME OF POSSESSION	G	Total Time	Avg/G
1. Michigan State	8	272:56	34:07
2. Wisconsin	8	263:01	32:52
3. Iowa	8	255:42	31:57
4. Minnesota	8	253:19	31:39
5. Ohio State	8	248:54	31:06
6. Penn State	8	240:41	30:05
7. Michigan	8	239:37	29:57
8. Nebraska	8	236:05	29:30
9. Northwestern	8	234:31	29:18
10. Rutgers	8	233:33	29:11
11. Purdue	8	230:09	28:46
12. Illinois	8	222:05	27:45
13. Indiana	8	215:07	26:53
14. Maryland	8	213:20	26:40

KICKOFF COVERAGE	G	No.	Yds	Avg	Retn	TB	NetAvg
1. Minnesota	8	47	2963	63.0	485	20	42.1
2. Ohio State	8	59	3537	59.9	552	24	40.4
3. Nebraska	8	48	2935	61.1	679	13	40.2
4. Michigan	8	33	2097	63.5	389	16	39.6
5. Iowa	8	44	2671	60.7	281	26	39.5
6. Wisconsin	8	56	3397	60.7	794	16	39.3
7. Michigan State	8	59	3725	63.1	845	23	39.1
8. Indiana	8	33	2013	61.0	388	14	38.6
9. Illinois	8	36	2219	61.6	345	20	38.2
10. Maryland	8	42	2617	62.3	660	15	37.7
11. Penn State	8	32	1892	59.1	506	9	36.3
12. Northwestern	8	35	2002	57.2	401	14	35.7
13. Rutgers	8	36	2073	57.6	671	5	35.5
14. Purdue	8	38	1982	52.2	465	8	34.7

# 2014 BIG TEN CHAMPIONSHIP GAME



Fourth Annual Big Ten Championship Game  
 December 6, 2014  
 Lucas Oil Stadium • Indianapolis, Ind.  
 Grange-Griffin Most Valuable Player: Cardale Jones, OSU



In his first career start, Ohio State quarterback Cardale Jones set a Big Ten Championship Game record with a 255.8 passing efficiency rate, completing 12-of-17 passes for 257 yards and three touchdowns in leading the Buckeyes to a 59-0 victory over Wisconsin in the 2014 Big Ten Football Championship Game. Jones was named the Grange-Griffin Championship Game MVP.

## Scoring Summary

Ohio State Buckeyes	14	24	7	14	--	59
Wisconsin Badgers	0	0	0	0	--	0

Attendance - 60,229

OSU - D. Smith 39 yd pass from Jones (Nuernberger kick), 1Q, 6-77 1:59  
 OSU - Elliott 81 yd run (Nuernberger kick), 1Q, 2-93 0:42  
 OSU - Nuernberger 23 yd field goal, 2Q, 7-53 2:41  
 OSU - D. Smith 44 yd pass from Jones (Nuernberger kick), 2Q, 3-63 1:17  
 OSU - Elliott 14 yd run (Nuernberger kick), 2Q, 6-69 2:52  
 OSU - Bosa 4 yd fumble recovery (Nuernberger kick), 2Q, 0 - 38  
 OSU - D. Smith 42 yd pass from Jones (Nuernberger kick), 3Q, 5-77 2:47  
 OSU - Samuel 12 yd run (Nuernberger kick), 4Q, 2-72 0:34  
 OSU - Samuel 1 yd run (Nuernberger kick), 4Q 7-61 4:02

## TEAM STATS

	WIS	OSU
Score	0	59
FIRST DOWNS	18	24
NET YARDS RUSHING	71	301
NET YARDS PASSING	187	257
Completions-Attempts-Int	17-43-3	12-18-0
TOTAL OFFENSE YARDS	258	558
Fumble Returns: Number-Yds	0-0	1-4
Punt returns: Number-Yards	0-0	2-1
Kickoff returns: Number-Yds	7-122	1-23
Interceptions: Number-Yds	0-0	3-67
Punts (Number-Avg)	8-41.1	4-53.0
Fumbles-Lost	3-1	1-0
Penalties-Yards	3-23	5-44
Possession Time	33:55	26:05
Third-Down Conversions	5 of 18	2 of 8
Fourth-Down Conversions	3 of 5	0 of 0
Red-Zone Scores-Chances	0-0	4-5

## INDIVIDUAL STATS

**RUSHING:** WIS - Gordon 26-76; Clement 5-14; Doe 1-6; Erickson 1-4; McEvoy 1-2; Stave 3-(-31). OSU - Elliott 20-220, 2 TD; Dunn 5-47; Samuel 4-23, 2 TD; Jones 8-9; Marshall 1-2.  
**PASSING:** WIS - Stave 17-43-3, 187 yards. OSU - Jones 12-17-0, 257 yards, 3 TD; Marshall 0-1-0, 0 yards.  
**RECEIVING:** WIS - Erickson 7-83; Doe 3-41; Fumagalli 2-24; Arneson 2-23; Clement 2-12; Traylor 1-4. OSU - D. Smith 4-137, 3 TD; Thomas 3-41; Marshall 2-36; C. Smith 2-30; Spencer 1-13.

## DEFENSIVE STATS

### Wisconsin

##	Player	Solo	Ast	Tot	TFL-Yds	FF	FR-Yd	Int-Yds	PBU	Sack-Yds	QBH
59	Marcus Trotter	7	3	10	1.0-4	.	.	.	.	.	.
30	Derek Landisch	4	3	7	1.0-9	.	.	.	.	1.0-9	.
7	Michael Caputo	1	5	6	.	.	.	.	.	.	1
5	Darius Hillary	3	2	5	.	.	.	.	.	.	.
21	Peniel Jean	2	3	5	.	.	.	.	.	.	1

### Ohio State

##	Player	Solo	Ast	Tot	TFL-Yds	FF	FR-Yd	Int-Yds	PBU	Sack-Yds	QBH
43	Darron Lee	5	2	7	.	1	.	.	.	.	.
11	Vonn Bell	4	3	7	.	.	.	1-7	.	.	.
2	Raekwon McMillan	4	2	6	.	.	.	.	.	.	.
13	Eli Apple	4	1	5	2.0-4	.	.	.	.	.	.
53	Michael Bennett	4	1	5	4.0-18	2	.	.	.	2.0-16	.

# BIG TEN CHAMPIONSHIP GAME HISTORY

## Third Annual Big Ten Championship Game December 7, 2013

Lucas Oil Stadium • Indianapolis, Ind.  
Grange-Griffin Most Valuable Player: Connor Cook, MSU  
Michigan State 34, Ohio State 24

### Scoring Summary

Ohio State Buckeyes	0	10	14	0	--	24
Michigan State Spartans	3	14	3	14	--	34

Attendance - 66,002

MSU - Michael Geiger 40 yd field goal, 1Q, 14-47, 8:31  
MSU - Keith Mumphrey 72 yd pass from Connor Cook (Geiger kick), 2Q, 2-68, 14:50  
MSU - Tony Lippett 33 yd pass from Cook (Geiger kick), 2Q, 5-66, 9:01  
OSU - Corey Brown 20 yd pass from Braxton Miller (Drew Basil kick), 2Q, 5-84, 6:26  
OSU - Basil 28 yd field goal, 2Q, 7-53, 0:00  
OSU - Miller 8 yd run (Basil kick), 3Q, 7-75, 12:21  
OSU - Miller 6 yd run (Basil kick), 3Q, 5-44, 5:36  
MSU - Geiger 44 yd field goal, 3Q, 9-48, 2:29  
MSU - Josiah Price 9 yd pass from Cook (Geiger kick), 4Q, 8-90, 11:41  
MSU - Jeremy Langford 26 yd run (Geiger kick), 4Q, 6-61, 2:16

### TEAM STATS

	OSU	MSU
Score	24	34
FIRST DOWNS	20	23
RUSHES-YARDS (NET)	40-273	32-134
PASSING YDS (NET)	101	304
Passes Att-Comp-Int	23-8-0	40-24-1
TOTAL OFFENSE PLAYS-YARDS	63-374	72-438
Fumble Returns-Yards	0-0	0-0
Punt Returns-Yards	2-22	1-16
Kickoff Returns-Yards	3-70	3-69
Interception Returns-Yards	1-1	0-0
Punts (Number-Avg)	7-43.1	5-41.2
Fumbles-Lost	2-0	0-0
Penalties-Yards	5-62	3-20
Possession Time	27:09	32:51
Third-Down Conversions	1 of 10	5 of 15
Fourth-Down Conversions	0 of 2	2 of 2
Red-Zone Scores-Chances	4-4	1-1

### INDIVIDUAL STATS

**Rushing:** OSU - Miller 21-142, 2 TD; Hyde 18-118; Hill 1-13.  
MSU - Langford 24-128, 1 TD; Shelton 2-8; Williams 1-3; Cook 3-0; Hill 1-(-4).  
**Passing:** OSU - Miller 8-21-0, 101 yards, 1 TD. MSU - Cook 24-40-1, 304 yards, 3 TD.  
**Receiving:** OSU - Brown 5-53, 1 TD; Heuerman 1-36; Smith 1-11; Hyde 1-1.  
MSU - Kings 5-67; Langford 5-21; Lippett 4-65, 1 TD; Fowler 3-29; Price 3-24, 1 TD; Mumphrey 2-84, 1 TD; Burbridge 1-14; Gleichert 1-0.

### DEFENSIVE STATS

Ohio State									
##	Player	Solo	Ast	Tot	TFL-Yds	FF	Int-Yds	PBU	Sack-Yds
2	Ryan Shazier	10	2	12	1.5-2	.	.	2	.
4	C.J. Barnett	4	3	7	0.5-0	.	1-1	1	.
1	Bradley Roby	4	2	6	0.5-1	.	.	.	.
92	Adolphus Washington	4	2	6	0.5-2	.	.	.	.
8	Noah Spence	4	2	6	1.0-3	.	.	.	.

Michigan State									
##	Player	Solo	Ast	Tot	TFL-Yds	FF	Int-Yds	PBU	Sack-Yds
9	Isaiah Lewis	9	4	13	.	.	.	1	.
28	Denicos Allen	3	5	8	.	.	.	.	.
27	Kurtis Drummond	3	2	5	.	.	.	1	.
34	Taiwan Jones	3	2	5	.	.	.	.	.
89	Shilique Calhoun	1	3	4	0.5-3	.	.	.	0.5-3

## Second Annual Big Ten Championship Game December 1, 2012

Lucas Oil Stadium • Indianapolis, Ind.  
Grange-Griffin Most Valuable Player: Montee Ball, WIS  
Wisconsin 70, Nebraska 31

### Scoring Summary

Nebraska Cornhuskers	10	0	7	14	--	31
Wisconsin Badgers	21	21	21	7	--	70

Attendance - 41,260

WIS - Melvin Gordon 56 yd run (Kyle French kick), 1Q, 4-75, 13:01  
WIS - Marcus Cromartie 29 yd interception return (French kick), 1Q, 12:53  
NEB - Taylor Martinez 76 yd run (Brett Maher kick), 1Q, 3-75, 10:58  
NEB - Maher 32 yd field goal, 10-76, 1Q, 4:46  
WIS - James White 9 yd run (French kick), 1Q, 8-75, 1:01  
WIS - White 1 yd run (French kick), 2Q, 6-67, 11:11  
WIS - Montee Ball 16 yd run (French kick), 2Q, 6-69, 7:15  
WIS - Sam Arneson 3 yd pass from White (French kick), 2Q, 4-79, :02  
WIS - Ball 9 yd run (A.J. Fenton kick), 3Q, 1-9, 14:13  
NEB - Martinez 11 yd run (Maher kick), 3Q, 9-75, 10:47  
WIS - Ball 57 yd run (Fenton kick), 3Q, 3-75, 9:27  
WIS - White 68 yd run (Fenton kick), 3Q, 4-80, 6:42  
NEB - Braylon Heard 9 yd run (Maher kick), 4Q, 11-74, 12:14  
WIS - White 10 yd run (Fenton kick), 4Q, 6-75, 8:57  
NEB - Imani Cross 26 yd run (Maher kick), 4Q, 9-82, :51

### TEAM STATS

	NEB	WIS
Score	31	70
FIRST DOWNS	23	24
RUSHES-YARDS (NET)	44-282	50-539
PASSING YDS (NET)	195	101
Passes Att-Comp-Int	34-18-2	10-8-0
TOTAL OFFENSE PLAYS-YARDS	78-477	60-640
Fumble Returns-Yards	0-0	0-0
Punt Returns-Yards	1-(-1)	0-0
Kickoff Returns-Yards	6-390	0-0
Interception Returns-Yards	0-0	2-51
Punts (Number-Avg)	5-40.8	3-47.0
Fumbles-Lost	2-1	0-0
Penalties-Yards	4-40	4-51
Possession Time	30:15	29:45
Third-Down Conversions	6 of 16	5 of 9
Fourth-Down Conversions	1 of 2	0 of 0
Red-Zone Scores-Chances	3-3	6-6

### INDIVIDUAL STATS

**Rushing:** NEB - Martinez 19-140, 2 TD; Burkhead 11-61. WIS - Gordon 9-216, 1 TD; Ball 21-202, 3 TD; White 15-109, 4 TD.  
**Passing:** NEB - Martinez 17-33-2, 184. Phillips 6-8-71.  
**Receiving:** NEB - Turner 5-63; Enunwa 5-51; Reed 2-29; Burkhead 2-18; Bell 2-14; Abdullah 1-11; Cotton 1-9. WIS - Abbrederis 2-29; Phillips 1-27; White

### DEFENSIVE STATS

Nebraska									
##	Player	Solo	Ast	Tot	TFL-Yds	FF	Int-Yds	PBU	Sack-Yds
11	Andrew Green	8	.	8	1.0-7	.	.	.	.
42	Sean Fisher	7	1	8	.	.	.	.	.
12	Courtney Osborne	5	3	8	.	.	.	.	.
3	Daimion Stafford	5	1	6	1.0-1	.	.	.	.
46	Eric Martin	3	2	5	.	.	.	.	.

Wisconsin									
##	Player	Solo	Ast	Tot	TFL-Yds	FF	Int-Yds	PBU	Sack-Yds
44	Chris Borland	8	5	13	1.0-1	1	.	.	.
12	Dezmen Southward	4	6	10	.	.	.	.	.
14	Marcus Cromartie	5	2	7	.	.	1-29	2	.
36	Ethan Armstrong	2	4	6	.	.	.	.	.
53	Mike Taylor	4	1	5	1.0-8	.	.	.	1.0/8

# BIG TEN CHAMPIONSHIP GAME HISTORY

## Inaugural Big Ten Championship Game

December 3, 2011

Lucas Oil Stadium • Indianapolis, Ind.

Grange-Griffin Most Valuable Player: Russell Wilson, WIS

Wisconsin 42, Michigan State 39

### Scoring Summary

Wisconsin Badgers	21	0	7	14	--	42
Michigan State Spartans	7	22	7	3	--	39

Attendance - 64,152

WIS - Jeff Duckworth 3 yd pass from Russell Wilson (Philip Welch kick), 1Q, 9-71, 10:04

MSU - Edwin Baker 8 yd run (Dan Conroy kick), 1Q, 6-59, 6:44

WIS - Montee Ball 6 yd run (Welch kick), 1Q, 7-60, 3:44

WIS - Ball 6 yd run (Welch kick), 1Q, 2-24, 3:12

MSU - B.J. Cunningham 30 yd pass from Kirk Cousins (Conroy kick), 2Q, 7-80, 14:55

MSU - Cunningham 7 yd pass from Cousins (Brad Sonntag rush), 2Q, 6-57, 10:21

MSU - Le'Veon Bell 6 yd run (Conroy kick), 2Q, 8-84, 3:26

WIS - Jared Abbrederis 42 yd pass from Wilson (Welch kick), 3Q, 8-62, 9:13

MSU - Cunningham 44 yd pass from Cousins (Conroy kick), 3Q, 3-48, 1:41

WIS - Ball 5 yd pass from Wilson (Wilson pass failed), 4Q, 7-52, 13:25

MSU - Conroy 25 yd field goal, 4Q, 10-52, 8:28

WIS - Ball 7 yd run (Jacob Pederson pass from Wilson), 4Q, 8-64, 3:45

### TEAM STATS

	WIS	MSU
Score	42	39
FIRST DOWNS	16	23
RUSHES-YARDS (NET)	37-126	34-190
PASSING YDS (NET)	219	281
Passes Att-Comp-Int	25-18-0	30-22-1
TOTAL OFFENSE PLAYS-YARDS	62-345	64-471
Fumble Returns-Yards	0-0	0-0
Punt Returns-Yards	1-11	1-12
Kickoff Returns-Yards	5-141	5-128
Interception Returns-Yards	1-0	0-0
Punts (Number-Avg)	5-45.0	3-42.0
Fumbles-Lost	0-0	1-1
Penalties-Yards	5-30	7-50
Possession Time	30:05	29:55
Third-Down Conversions	6 of 14	7 of 13
Fourth-Down Conversions	1 of 1	1 of 1
Red-Zone Scores-Chances	5-5	4-4

### INDIVIDUAL STATS

**Rushing:** WIS - Ball 27-137, 3TD. MSU - Bell 18-106, TD; Baker 9-31, TD; Martin 5-26

**Passing:** WIS - Wilson 17-24, 187, 3TD; Ball 1-1, 32. MSU - Cousins 22-30-1, 281, 3TD.

**Receiving:** WIS - Abbrederis 3-65, TD; Duckworth 3-53, TD; Toon 3-34; Ewing 3-16; Ball 3-7, TD; Wilson 2-31; Pederson 1-13. MSU - Martin 9-115; Cunningham 5-115, 3TD; Nichol 4-39; Bell 3-11; Linthicum 1-1.

### DEFENSIVE STATS

Wisconsin

##	Player	Solo	Ast	Tot	TFL-Yds	FF	Int-Yds	PBU	Sack-Yds
7	Aaron Henry	5	4	9	.	.	.	1	.
53	Mike Taylor	3	6	9	.	.	.	.	.
24	Shelton Johnson	1	7	8	.	.	1-0	1	.
44	Chris Borland	3	4	7	1.5-4	.	.	1	.
14	Marcus Cromartie	1	5	6	.	.	.	.	.

Michigan State

##	Player	Solo	Ast	Tot	TFL-Yds	FF	Int-Yds	PBU	Sack-Yds
39	Trenton Robinson	7	5	12	.	.	.	.	.
28	Denicos Allen	9	.	9	4.0-16	.	.	.	3.0-15
10	Chris Norman	4	5	9	.	.	.	.	.
31	Darqueze Dennard	5	2	7	1.0-5	.	.	.	.
40	Max Bullough	3	3	6	.	.	.	.	.



# BIG TEN CHAMPIONSHIP GAME RECORDS

## INDIVIDUAL RECORDS

### TOTAL OFFENSE

#### PLAYS

1.	52	Taylor Martinez, NEB vs. WIS (19 run, 33 pass)	12/1/2012
2.	43	Connor Cook, MSU vs. OSU (3 run, 40 pass)	12/7/2013
3.	42	Braxton Miller, OSU vs. MSU (21 run, 21 pass)	12/7/2013
4.	31	Kirk Cousins, MSU vs. WIS (1 run, 30 pass)	12/3/2011
		Russell Wilson, WIS vs. MSU (7 run, 24 pass)	12/3/2011

#### YARDS GAINED

1.	324	Taylor Martinez, NEB vs. WIS (140 run, 184 pass)	12/1/2012
2.	312	Connor Cook, MSU vs. OSU (8 run, 304 pass)	12/7/2013
3.	284	Kirk Cousins, MSU vs. WIS (3 run, 281 pass)	12/3/2011
4.	243	Braxton Miller, OSU vs. MSU (142 run, 101 pass)	12/7/2013
5.	220	Ezekiel Elliott, OSU vs. WIS (220 run, 0 pass)	12/6/2014

### ALL-PURPOSE

#### PLAYS

1.	30	Montee Ball, WIS vs. MSU (144 yards)	12/3/2011
2.	29	Jeremy Langford, MSU vs. OSU (149 yards)	12/7/2013
3.	26	Melvin Gordon, WIS vs. OSU (76 yards)	12/6/2014
4.	21	Le'Veon Bell, MSU vs. WIS (117 yards)	12/3/2011
		Montee Ball, WIS vs. NEB (202 yards)	12/1/2012
		Braxton Miller, OSU vs. MSU (142 yards)	12/7/2013

#### YARDS GAINED

1.	220	Ezekiel Elliott, OSU vs. WIS (220 run)	12/6/2014
2.	217	Jared Abbrederis, WIS vs. MSU (65 rcv, 152 ret)	12/3/2011
3.	216	Melvin Gordon, WIS vs. NEB (216 run)	12/1/2012
4.	202	Montee Ball, WIS vs. NEB (202 run)	12/1/2012
5.	161	Kenzel Doe, WIS vs. OSU (6 run, 41 rcv, 114 ret)	12/6/2014

### RUSHING

#### ATTEMPTS

1.	27	Montee Ball, WIS vs. MSU (137 yards)	12/3/2011
2.	26	Melvin Gordon, WIS vs. OSU (76 yards)	12/6/2014
3.	24	Jeremy Langford, MSU vs. OSU (128 yards)	12/7/2013
4.	22	Montee Ball, WIS vs. NEB (202 yards)	12/1/2012
5.	21	Braxton Miller, OSU vs. MSU (142 yards)	12/7/2013

#### YARDS GAINED

1.	220	Ezekiel Elliott, OSU vs. WIS (20 att.)	12/6/2014
2.	216	Melvin Gordon, WIS vs. NEB (9 att.)	12/1/2012
3.	202	Montee Ball, WIS vs. NEB (21 att.)	12/1/2012
4.	142	Braxton Miller, OSU vs. MSU (21 att.)	12/7/2013
5.	140	Taylor Martinez, NEB vs. WIS (19 att.)	12/1/2012

#### RUSHING TOUCHDOWNS

1.	4	James White, WIS vs. NEB	12/1/2012
2.	3	Montee Ball, WIS vs. MSU	12/3/2011
		Montee Ball, WIS vs. NEB	12/1/2012
4.	2	Taylor Martinez, NEB vs. WIS	12/1/2012
		Braxton Miller, OSU vs. MSU	12/7/2013
		Ezekiel Elliott, OSU vs. WIS	12/6/2014
		Curtis Samuel, OSU vs. WIS	12/6/2014

#### YARDS GAINED (quarterbacks only)

1.	142	Braxton Miller, OSU vs. MSU (21 att.)	12/7/2013
2.	140	Taylor Martinez, NEB vs. WIS (19 att.)	12/1/2012

### PASSING

#### ATTEMPTS

1.	43	Joel Stave, WIS vs. OSU (17 comp.)	12/6/2014
2.	40	Connor Cook, MSU vs. OSU (24 comp.)	12/7/2013
3.	33	Taylor Martinez, NEB vs. WIS (17 comp.)	12/1/2012
4.	30	Kirk Cousins, MSU vs. WIS (22 comp.)	12/3/2011
5.	24	Russell Wilson, WIS vs. MSU (17 comp.)	12/3/2011

#### COMPLETIONS

1.	24	Connor Cook, MSU vs. OSU (40 att.)	12/7/2013
2.	22	Kirk Cousins, MSU vs. WIS (30 att.)	12/3/2011
3.	17	Russell Wilson, WIS vs. MSU (24 att.)	12/3/2011
		Taylor Martinez, NEB vs. WIS (33 att.)	12/1/2012
		Joel Stave, WIS vs. OSU (43 att.)	12/6/2014

#### YARDS GAINED

1.	304	Connor Cook, MSU vs. OSU (24-40)	12/7/2013
2.	281	Kirk Cousins, MSU vs. WIS (22-30)	12/3/2011
3.	257	Cardale Jones, OSU vs. WIS (12-17)	12/6/2014
4.	187	Russell Wilson, WIS vs. MSU (17-24)	12/3/2011
		Joel Stave, WIS vs. OSU (17-43)	12/6/2014

#### COMPLETION PERCENTAGE (minimum 10 completions)

1.	.733	Kirk Cousins, MSU vs. WIS (22-30)	12/3/2011
2.	.708	Russell Wilson, WIS vs. MSU (17-24)	12/3/2011
3.	.706	Cardale Jones, OSU vs. WIS (12-17)	12/6/2014
4.	.600	Connor Cook, MSU vs. OSU (24-40)	12/7/2013
5.	.515	Taylor Martinez, NEB vs. WIS (17-33)	12/1/2012

#### PASSING EFFICIENCY (minimum 10 completions)

1.	255.8	Cardale Jones, OSU vs. WIS	12/6/2014
2.	178.3	Kirk Cousins, MSU vs. WIS	12/3/2011
3.	177.5	Russell Wilson, WIS vs. MSU	12/3/2011
4.	143.6	Connor Cook, MSU vs. OSU	12/7/2013

#### TOUCHDOWN PASSES

1.	3	Kirk Cousins, MSU vs. WIS	12/3/2011
		Russell Wilson, WIS vs. MSU	12/3/2011
		Connor Cook, MSU vs. OSU	12/7/2013
		Cardale Jones, OSU vs. WIS	12/6/2014

### RECEIVING

#### CATCHES

1.	9	Keshawn Martin, MSU vs. WIS (115 yards)	12/3/2011
2.	7	Alex Erickson, WIS vs. OSU (83 yards)	12/6/2014
3.	5	B.J. Cunningham, MSU vs. WIS (115 yards)	12/3/2011
		Jamal Turner, NEB vs. WIS (63 yards)	12/1/2012
		Quincy Enunwa, NEB vs. WIS (51 yards)	12/1/2012
		Macgarrett Kings, MSU vs. OSU (67 yards)	12/7/2013
		Corey Brown, OSU vs. MSU (53 yards)	12/7/2013
		Jeremy Langford, MSU vs. OSU (21 yards)	12/7/2013

#### YARDS GAINED

1.	137	Devin Smith, OSU vs. WIS (4 cat.)	12/4/2014
2.	115	Keshawn Martin, MSU vs. WIS (9 cat.)	12/3/2011
		B.J. Cunningham, MSU vs. WIS (5 cat.)	12/3/2011
4.	83	Alex Erickson, WIS vs. OSU (7 cat.)	12/6/2014
5.	67	Macgarrett Kings, MSU vs. OSU (5 cat.)	12/7/2013

#### TOUCHDOWNS

1.	3	B.J. Cunningham, MSU vs. WIS	12/3/2011
		Devin Smith, OSU vs. WIS	12/4/2014
3.	1	Jared Abbrederis, WIS vs. MSU	12/3/2011
		Montee Ball, WIS vs. MSU	12/3/2011
		Jeff Duckworth, WIS vs. MSU	12/3/2011
		Sam Arneson, WIS vs. NEB	12/1/2012
		Corey Brown, OSU vs. MSU	12/7/2013
		Bennie Fowler, MSU vs. OSU	12/7/2013
		Tony Lippett, MSU vs. OSU	12/7/2013
		Josiah Price, MSU vs. OSU	12/7/2013

# BIG TEN CHAMPIONSHIP GAME RECORDS

## INDIVIDUAL RECORDS, cont.

### SCORING

#### POINTS

1.	24	Montee Ball, WIS vs. MSU (4 TD)	12/3/2011
		James White, WIS vs. NEB (4 TD)	12/1/2012
3.	18	B.J. Cunningham, MSU vs. WIS (3 TD)	12/3/2011
		Montee Ball, WIS vs. NEB (3 TD)	12/1/2012
		Devin Smith, OSU vs. WIS (3 TD)	12/6/2014

#### TOUCHDOWNS

1.	4	Montee Ball, WIS vs. MSU	12/3/2011
		James White, WIS vs. NEB	12/1/2012
3.	3	B.J. Cunningham, MSU vs. WIS	12/3/2011
		Montee Ball, WIS vs. NEB	12/1/2012
		Devin Smith, OSU vs. WIS	12/6/2014

#### KICKING POINTS

1.	11	Sean Nuernberger, OSU vs. WIS (1 FG, 8 XP)	12/6/2014
2.	10	Michael Geiger, MSU vs. OSU (2FG, 4 XP)	12/7/2013
3.	7	Dan Conroy, MSU vs. WIS (1FG, 4XP)	12/3/2011
		Brett Maher, NEB vs. WIS (1FG, 4XP)	12/1/2012
5.	6	Kyle French, WIS vs. NEB (6XP)	12/1/2012
		Drew Basil, OSU vs. MSU (1 FG, 3XP)	12/7/2013

#### FIELD GOALS MADE

1.	2	Michael Geiger, MSU vs. OSU	12/7/2013
2.	1	Dan Conroy, MSU vs. WIS	12/3/2011
		Brett Maher, NEB vs. WIS	12/1/2012
		Drew Basil, OSU vs. MSU	12/7/2013
		Sean Nuernberger, OSU vs. WIS	12/6/2014

#### LONGEST FIELD GOAL

1.	44	Michael Geiger, MSU vs. OSU	12/7/2013
2.	40	Michael Geiger, MSU vs. OSU	12/7/2013
3.	32	Brett Maher, NEB vs. WIS	12/1/2012
4.	28	Drew Basil, OSU vs. MSU	12/7/2013
5.	25	Dan Conroy, MSU vs. WIS	12/3/2011

#### KICKED EXTRA POINTS

1.	8	Sean Nuernberger, OSU vs. WIS	12/6/2014
2.	6	Kyle French, WIS vs. NEB	12/1/2012
3.	4	Dan Conroy, MSU vs. WIS	12/3/2011
		Philip Welch, WIS vs. MSU	12/3/2011
		Brett Maher, NEB vs. WIS	12/1/2012
		Jack Russell, WIS vs. NEB	12/1/2012
		Michael Geiger, MSU vs. OSU	12/7/2013

#### TWO-POINT CONVERSIONS

1.	1	Brad Sonntag (rush), MSU vs. WIS	12/3/2011
		Jacob Pederson (reception), WIS vs. MSU	12/3/2011

### PUNTING

#### PUNTS

1.	8	Drew Meyer, WIS vs. OSU (329 yards)	12/6/2014
2.	7	Cameron Johnston, OSU vs. MSU (302 yards)	12/7/2013
3.	5	Brad Nortman, WIS vs. MSU (225 yards)	12/3/2011
		Brett Maher, NEB vs. WIS (204 yards)	12/1/2012
		Mike Sadler, MSU vs. OSU (206 yards)	12/7/2013

#### YARDS

1.	329	Drew Meyer, WIS vs. OSU (8 punts)	12/6/2014
2.	302	Cameron Johnston, OSU vs. MSU (7 punts)	12/7/2013
3.	225	Brad Nortman, WIS vs. MSU (5 punts)	12/3/2011
4.	206	Mike Sadler, MSU vs. OSU (5 punts)	12/7/2013
5.	204	Brett Maher, NEB vs. WIS (5 punts)	12/1/2012

#### AVERAGE (minimum 3 punts)

1.	53.0	Cameron Johnston, OSU vs. WIS (4 for 212 yards)	12/6/2014
2.	47.0	Drew Meyer, WIS vs. NEB (3 for 141 yards)	12/1/2012
3.	45.0	Brad Nortman, WIS vs. MSU (5 for 225 yards)	12/3/2011
4.	43.1	Cameron Johnston, OSU vs. MSU (7 for 302 yards)	12/7/2013
5.	42.0	Mike Sadler, MSU vs. WIS (3 for 126 yards)	12/3/2011

#### LONGEST PUNT

1.	73	Cameron Johnston, OSU vs. WIS	12/6/2014
2.	61	Drew Meyer, WIS vs. NEB	12/1/2012
3.	57	Drew Meyer, WIS vs. OSU	12/6/2014
4.	54	Brad Nortman, WIS vs. MSU	12/3/2011
5.	53	Brett Maher, NEB vs. WIS	12/1/2012

### PUNT RETURNS

#### PUNT RETURNS

1.	2	Corey Brown, OSU vs. MSU (22 yards)	12/7/2013
		Jalin Marshall, OSU vs. WIS (1 yard)	12/6/2014
3.	1	Jared Abbrederis, WIS vs. MSU (11 yards)	12/3/2011
		Keshawn Martin, MSU vs. WIS (12 yards)	12/3/2011
		Rex Burkhead, NEB vs. WIS (-1 yards)	12/1/2012
		Macgarrett Kings, MSU vs. OSU (16 yards)	12/7/2013

#### YARDS

1.	22	Corey Brown, OSU vs. MSU (2 ret.)	12/7/2013
2.	16	Macgarrett Kings, MSU vs. OSU (1 ret.)	12/7/2013
3.	12	Keshawn Martin, MSU vs. WIS (1 ret.)	12/3/2011
4.	11	Jared Abbrederis, WIS vs. MSU (1 ret.)	12/3/2011

#### AVERAGE PER RETURN (minimum 2 returns)

1.	11.0	Corey Brown, OSU vs. MSU (2-22 yards)	12/7/2013
----	------	---------------------------------------	-----------

#### TOUCHDOWNS

N/A

#### LONG RETURN

1.	16	Macgarrett Kings, MSU vs. OSU	12/7/2013
2.	12	Keshawn Martin, MSU vs. WIS	12/3/2011
3.	11	Jared Abbrederis, WIS vs. MSU	12/3/2011
		Corey Brown, OSU vs. MSU	12/7/2013
		Corey Brown, OSU vs. MSU	12/7/2013

### KICK RETURNS

#### KICK RETURNS

1.	6	Kenzel Doe, WIS vs. OSU (114 yards)	12/6/2014
2.	5	Jared Abbrederis, WIS vs. MSU (141 yards)	12/3/2011
3.	4	Nick Hill, MSU vs. WIS (118 yards)	12/3/2011
4.	3	Dontre Wilson, OSU vs. MSU (70 yards)	12/7/2013
		R.J. Shelton, MSU vs. OSU (69 yards)	12/7/2013

#### YARDS

1.	141	Jared Abbrederis, WIS vs. MSU (5 ret.)	12/3/2011
2.	118	Nick Hill, MSU vs. WIS (4 ret.)	12/3/2011
3.	114	Kenzel Doe, WIS vs. OSU (6 ret.)	12/6/2014
4.	70	Dontre Wilson, OSU vs. MSU (3 ret.)	12/7/2013
5.	69	R.J. Shelton, MSU vs. OSU (3 ret.)	12/7/2013

#### AVERAGE PER RETURN (minimum 3 returns)

1.	29.5	Nick Hill, MSU vs. WIS (4-118)	12/3/2011
2.	28.2	Jared Abbrederis, WIS vs. MSU (5-141)	12/3/2011
3.	23.3	Dontre Wilson, OSU vs. MSU (3-70)	12/7/2013
4.	23.0	R.J. Shelton, MSU vs. OSU (3-69)	12/7/2013

#### TOUCHDOWNS

N/A

# BIG TEN CHAMPIONSHIP GAME RECORDS

## INDIVIDUAL RECORDS, cont.

### KICK RETURNS, cont.

#### LONG RETURN

1.	44	Jared Abbrederis, WIS vs. MSU	12/3/2011
2.	39	Nick Hill, MSU vs. WIS	12/3/2011
3.	35	Nick Hill, MSU vs. OSU	12/7/2013
4.	34	Dontre Wilson, OSU vs. MSU	12/7/2013
5.	33	Jared Abbrederis, WIS vs. MSU	12/3/2011

### INTERCEPTIONS

#### INTERCEPTIONS

1.	2	Doran Grant, OSU vs. WIS	12/6/2014
2.	1	Shelton Johnson, WIS vs. MSU	12/3/2011
		Marcus Cromartie, WIS vs. NEB	12/1/2012
		Devin Smith, WIS vs. NEB	12/1/2012
		C.J. Barnett, OSU vs. MSU	12/7/2013
		Vonn Bell, OSU vs. WIS	12/6/2014

#### YARDS

1.	60	Doran Grant, OSU vs. WIS (2 INT)	12/6/2014
2.	29	Marcus Cromartie, WIS vs. NEB (1 INT)	12/1/2012
3.	22	Devin Smith, WIS vs. NEB (1 INT)	12/1/2012
4.	7	Vonn Bell, OSU vs. WIS (1 INT)	12/6/2014
5.	1	C.J. Barnett, OSU vs. MSU (1 INT)	12/7/2013

#### TOUCHDOWNS

1.	1	Marcus Cromartie, WIS vs. NEB	12/1/2012
----	---	-------------------------------	-----------

#### LONG RETURN

1.	37	Doran Grant, OSU vs. WIS	12/6/2014
2.	29	Marcus Cromartie, WIS vs. NEB	12/1/2012
3.	23	Doran Grant, OSU vs. WIS	12/6/2014
4.	22	Devin Smith, WIS vs. NEB	12/1/2012
5.	7	Vonn Bell, OSU vs. WIS	12/6/2014

### TACKLES

#### TOTAL TACKLES

1.	13	Chris Borland, WIS vs. NEB	12/1/2012
		Isaiah Lewis, MSU vs. OSU	12/7/2013
3.	12	Trenton Robinson, MSU vs. WIS	12/3/2011
		Ryan Shazier, OSU vs. MSU	12/7/2013
5.	10	Dezmen Southward, WIS vs. NEB	12/1/2012
		Marcus Trotter, WIS vs. OSU	12/6/2014

#### SOLO TACKLES

1.	10	Ryan Shazier, OSU vs. MSU	12/7/2013
2.	9	Denicos Allen, MSU vs. WIS	12/3/2011
		Isaiah Lewis, MSU vs. OSU	12/7/2013
4.	8	Chris Borland, WIS vs. NEB	12/1/2012
		Andrew Green, NEB vs. WIS	12/1/2012

#### ASSISTED TACKLES

1.	7	Shelton Johnson, WIS vs. MSU	12/3/2011
2.	6	Mike Taylor, WIS vs. MSU	12/3/2011
		Dezmen Southward, WIS vs. NEB	12/1/2012
4.	5	Marcus Cromartie, WIS vs. MSU	12/3/2011
		Chris Norman, MSU vs. WIS	12/3/2011
		Trenton Robinson, MSU vs. WIS	12/3/2011
		Chris Borland, WIS vs. NEB	12/1/2012
		Denicos Allen, MSU vs. OSU	12/7/2013
		Michael Caputo, WIS vs. OSU	12/6/2014

### TACKLES FOR LOSS

#### TACKLES FOR LOSS

1.	4.0	Denicos Allen, MSU vs. WIS	12/3/2011
		Michael Bennett, OSU vs. WIS	12/6/2014
3.	2.5	Brendan Kelly, WIS vs. NEB	12/1/2012
4.	2.0	Tyler Dippel, WIS vs. NEB	12/1/2012
		Joey Bosa, OSU vs. MSU	12/7/2013
		Eli Apple, OSU vs. WIS	12/6/2014

#### YARDS LOST

1.	18	Michael Bennett, OSU vs. WIS	12/6/2014
2.	16	Denicos Allen, MSU vs. WIS	12/3/2011
3.	13	Tyler Dippel, WIS vs. NEB	12/1/2012
4.	12	Joey Bosa, OSU vs. MSU	12/7/2013
5.	10	Derek Landisch, WIS vs. OSU	12/6/2014

### SACKS

#### SACKS

1.	3.0	Denicos Allen, MSU vs. WIS	12/3/2011
2.	2.0	Tyler Dippel, WIS vs. NEB	12/1/2012
		Brendan Kelly, WIS vs. NEB	12/1/2012
		Michael Bennett, OSU vs. WIS	12/6/2014
5.	1.0	Mike Taylor, WIS vs. NEB	12/1/2012
		Joey Bosa, OSU vs. MSU	12/7/2013
		Ed Davis, MSU vs. OSU	12/7/2013
		Rashad Frazier, OSU vs. WIS	12/6/2014
		Derek Landisch, WIS vs. OSU	12/6/2014

#### YARDS LOST

1.	16	Michael Bennett, OSU vs. WIS	12/6/2014
2.	15	Denicos Allen, MSU vs. WIS	12/3/2011
3.	13	Tyler Dippel, WIS vs. NEB	12/1/2012
4.	9	Derek Landisch, WIS vs. OSU	12/6/2014
5.	8	Mike Taylor, WIS vs. NEB	12/1/2012
		Joey Bosa, OSU vs. MSU	12/7/2013
		Rashad Frazier, OSU vs. WIS	12/6/2014

### FORCED FUMBLES

#### FORCED FUMBLES

1.	2	Michael Bennett, OSU vs. WIS	12/6/2014
2.	1	Conor O'Neill, WIS vs. MSU	12/3/2011
		Chris Borland, WIS vs. NEB	12/1/2012
		David Gilbert, WIS vs. NEB	12/1/2012
		Darqueze Dennard, MSU vs. OSU	12/7/2013
		Darron Lee, OSU vs. WIS	12/6/2014

### FUMBLE RECOVERIES

#### FUMBLE RECOVERIES

1.	1	Jacob Pedersen, WIS vs. MSU	12/3/2011
		Mike Taylor, WIS vs. NEB	12/1/2012
		Joey Bosa, OSU vs. WIS	12/6/2014

### BLOCKED PUNTS

#### BLOCKED PUNTS

N/A

### BLOCKED KICKS

#### BLOCKED FIELD GOALS

1.	1	Jake Keefer, WIS vs. OSU	12/6/2014
----	---	--------------------------	-----------

#### BLOCKED PATS

N/A

# BIG TEN CHAMPIONSHIP GAME RECORDS

## TEAM RECORDS

### RUSHING

#### ATTEMPTS

1. 50	Wisconsin vs. Nebraska	12/1/2012
2. 44	Nebraska vs. Wisconsin	12/1/2012
3. 40	Ohio State vs. Michigan State	12/7/2013
4. 38	Ohio State vs. Wisconsin	12/6/2014
5. 37	Wisconsin vs. Michigan State	12/3/2011
	Wisconsin vs. Ohio State	12/6/2014

#### YARDS GAINED

1. 539	Wisconsin vs. Nebraska	12/1/2012
2. 334	Ohio State vs. Wisconsin	12/6/2014
3. 282	Nebraska vs. Wisconsin	12/1/2012
4. 273	Ohio State vs. Michigan State	12/7/2013
5. 190	Michigan State vs. Wisconsin	12/3/2011

#### TOUCHDOWNS

1. 8	Wisconsin vs. Nebraska	12/1/2012
2. 4	Nebraska vs. Wisconsin	12/1/2012
	Ohio State vs. Wisconsin	12/6/2014
4. 3	Wisconsin vs. Michigan State	12/3/2011
5. 2	Michigan State vs. Wisconsin	12/3/2011
	Ohio State vs. Michigan State	12/7/2013

### PASSING

#### ATTEMPTS

1. 43	Wisconsin vs. Ohio State (17 comp.)	12/6/2014
2. 40	Michigan State vs. Ohio State (24 comp.)	12/7/2013
3. 34	Nebraska vs. Wisconsin (18 comp.)	12/1/2012
4. 30	Michigan State vs. Wisconsin (22 comp.)	12/3/2011
5. 25	Wisconsin vs. Michigan State (18 comp.)	12/3/2011

#### COMPLETIONS

1. 24	Michigan State vs. Ohio State (40 att.)	12/7/2013
2. 22	Michigan State vs. Wisconsin (30 att.)	12/3/2011
3. 18	Wisconsin vs. Michigan State (25 att.)	12/3/2011
	Nebraska vs. Wisconsin (34 att.)	12/1/2012
5. 17	Wisconsin vs. Ohio State (43 att.)	12/6/2014

#### YARDS

1. 304	Michigan State vs. Ohio State	12/7/2013
2. 281	Michigan State vs. Wisconsin	12/3/2011
3. 257	Ohio State vs. Wisconsin	12/6/2014
4. 219	Wisconsin vs. Michigan State	12/3/2011
5. 195	Nebraska vs. Wisconsin	12/1/2012

#### COMPLETION PERCENTAGE (minimum 10 completions)

1. .733	Michigan State vs. Wisconsin (22-30)	12/3/2011
2. .720	Wisconsin vs. Michigan State (18-25)	12/3/2011
3. .666	Ohio State vs. Wisconsin (12-18)	12/6/2014
4. .600	Michigan State vs. Ohio State (24-40)	12/7/2013
5. .529	Nebraska vs. Wisconsin (18-34)	12/1/2012

#### TOUCHDOWNS

1. 3	Wisconsin vs. Michigan State	12/3/2011
	Michigan State vs. Wisconsin	12/3/2011
	Michigan State vs. Ohio State	12/7/2013
	Ohio State vs. Wisconsin	12/6/2014
5. 1	Wisconsin vs. Nebraska	12/1/2012
	Ohio State vs. Michigan State	12/7/2013

### TOTAL OFFENSE

#### PLAYS

1. 80	Wisconsin vs. Ohio State (37 run, 43 pass)	12/6/2014
2. 78	Nebraska vs. Wisconsin (44 run, 34 pass)	12/1/2012
3. 72	Michigan State vs. Ohio State (32 run, 40 pass)	12/7/2013
4. 64	Michigan State vs. Wisconsin (34 run, 30 pass)	12/3/2011
5. 63	Ohio State vs. Michigan State (40 run, 23 pass)	12/7/2013

### YARDS

1. 640	Wisconsin vs. Nebraska (539 rush, 101 pass)	12/1/2012
2. 558	Ohio State vs. Wisconsin (301 rush, 257 pass)	12/6/2014
3. 477	Nebraska vs. Wisconsin (282 rush, 195 pass)	12/1/2012
4. 471	Michigan State vs. Wisconsin (190 rush, 281 pass)	12/3/2011
5. 438	Michigan State vs. Ohio State (134 rush, 304 pass)	12/7/2013

### FIRST DOWNS

#### RUSHING

1. 19	Wisconsin vs. Nebraska	12/1/2012
2. 14	Ohio State vs. Michigan State	12/7/2013
3. 12	Ohio State vs. Wisconsin	12/6/2014
4. 11	Nebraska vs. Wisconsin	12/1/2012
5. 9	Michigan State vs. Wisconsin	12/3/2011

#### PASSING

1. 14	Michigan State vs. Wisconsin	12/3/2011
2. 12	Michigan State vs. Ohio State	12/7/2013
3. 11	Wisconsin vs. Ohio State	12/6/2014
4. 10	Ohio State vs. Wisconsin	12/6/2014
5. 9	Wisconsin vs. Michigan State	12/3/2011
	Nebraska vs. Wisconsin	12/1/2012

#### TOTAL

1. 24	Wisconsin vs. Nebraska	12/1/2012
	Ohio State vs. Wisconsin	12/6/2014
3. 23	Michigan State vs. Wisconsin	12/3/2011
	Nebraska vs. Wisconsin	12/1/2012
	Michigan State vs. Ohio State	12/7/2013

### SCORING

#### POINTS

1. 70	Wisconsin vs. Nebraska	12/1/2012
2. 59	Ohio State vs. Wisconsin	12/6/2014
3. 42	Wisconsin vs. Michigan State	12/3/2011
4. 39	Michigan State vs. Wisconsin	12/3/2011
5. 34	Michigan State vs. Ohio State	12/7/2013

#### MOST COMBINED POINTS

1. 101	Wisconsin and Nebraska	12/1/2012
2. 81	Wisconsin and Michigan State	12/3/2011
3. 59	Ohio State and Wisconsin	12/6/2014
4. 58	Michigan State and Ohio State	12/7/2013

#### TOUCHDOWNS

1. 10	Wisconsin vs. Nebraska	12/1/2012
2. 7	Ohio State vs. Wisconsin	12/6/2014
3. 6	Wisconsin vs. Michigan State	12/3/2011
4. 5	Michigan State vs. Wisconsin	12/3/2011
5. 4	Nebraska vs. Wisconsin	12/1/2012
	Michigan State vs. Ohio State	12/7/2013

#### FIELD GOALS

1. 2	Michigan State vs. Ohio State	12/7/2013
2. 1	Michigan State vs. Wisconsin	12/3/2011
	Nebraska vs. Wisconsin	12/1/2012
	Ohio State vs. Michigan State	12/7/2013
	Ohio State vs. Wisconsin	12/6/2014

#### KICKED EXTRA POINTS

1. 10	Wisconsin vs. Nebraska	12/1/2012
2. 8	Ohio State vs. Wisconsin	12/6/2014
3. 4	Michigan State vs. Wisconsin	12/3/2011
	Wisconsin vs. Michigan State	12/3/2011
	Nebraska vs. Wisconsin	12/1/2012
	Michigan State vs. Ohio State	12/7/2013

#### SAFETIES

N/A



# BIG TEN CHAMPIONSHIP GAME RECORDS

## TEAM RECORDS, cont.

### PUNTING

PUNTS		
1. 8	Wisconsin vs. Ohio State	12/6/2014
2. 7	Ohio State vs. Michigan State	12/7/2013
3. 5	Wisconsin vs. Michigan State	12/3/2011
	Nebraska vs. Wisconsin	12/1/2012
	Michigan State vs. Ohio State	12/7/2013

YARDS		
1. 329	Wisconsin vs. Ohio State	12/6/2014
2. 302	Ohio State vs. Michigan State	12/7/2013
3. 225	Wisconsin vs. Michigan State	12/3/2011
4. 212	Ohio State vs. Wisconsin	12/6/2014
5. 206	Michigan State vs. Ohio State	12/7/2013

AVERAGE (minimum 3 punts)		
1. 53.0	Ohio State vs. Wisconsin (4 for 212)	12/6/2014
2. 47.0	Wisconsin vs. Nebraska (3 for 141 yards)	12/1/2012
3. 45.0	Wisconsin vs. Michigan State (5 for 225 yards)	12/3/2011
4. 43.1	Ohio State vs. Michigan State (7 for 302 yards)	12/7/2013
5. 42.0	Michigan State vs. Wisconsin (3 for 126 yards)	12/3/2011

### PUNT RETURNS

PUNT RETURNS		
1. 2	Ohio State vs. Michigan State	12/7/2013
	Ohio State vs. Wisconsin	12/6/2014
3. 1	Wisconsin vs. Michigan State	12/3/2011
	Michigan State vs. Wisconsin	12/3/2011
	Nebraska vs. Wisconsin	12/1/2012
	Michigan State vs. Ohio State	12/7/2013

YARDS		
1. 22	Ohio State vs. Michigan State	12/7/2013
2. 16	Michigan State vs. Ohio State	12/7/2013
3. 12	Michigan State vs. Wisconsin	12/3/2011
4. 11	Wisconsin vs. Michigan State	12/3/2011
5. 1	Ohio State vs. Wisconsin	12/6/2014

TOUCHDOWNS  
N/A

### KICK RETURNS

KICK RETURNS		
1. 7	Wisconsin vs. Ohio State	12/6/2014
2. 5	Wisconsin vs. Michigan State	12/3/2011
	Michigan State vs. Wisconsin	12/3/2011
4. 3	Michigan State vs. Ohio State	12/7/2013
	Ohio State vs. Michigan State	12/7/2013

YARDS		
1. 141	Wisconsin vs. Michigan State	12/3/2011
2. 128	Michigan State vs. Wisconsin	12/3/2011
3. 122	Wisconsin vs. Ohio State	12/6/2014
4. 70	Ohio State vs. Michigan State	12/7/2013
5. 69	Michigan State vs. Ohio State	12/7/2013

TOUCHDOWNS  
N/A

### MISCELLANEOUS

DIVISION WINNING PERCENTAGE  
East: 1.000 (1-0)  
West: .000 (0-1)

*Prior divisional alignment:*  
Leaders: .667 (2-1)  
Legends: .333 (1-2)

WINNING PERCENTAGE AFTER WINNING COIN TOSS  
.500 (2-2)

### COACHING RECORDS

CHAMPIONSHIP GAME APPEARANCES		
1. 2	Mark Dantonio, Michigan State	Urban Meyer, Ohio State
	Bret Bielema, Wisconsin	
4. 1	Bo Pelini, Nebraska	Gary Andersen, Wisconsin

CHAMPIONSHIP GAME VICTORIES		
1. 2	Bret Bielema, Wisconsin	
2. 1	Mark Dantonio, Michigan State	Urban Meyer, Ohio State

CHAMPIONSHIP GAME WINNING PERCENTAGE		
1. 1.000	Bret Bielema, Wisconsin (2-0)	
2. .500	Mark Dantonio, Michigan State (1-1)	Urban Meyer, Ohio State (1-1)

### GRANGE-GRIFFIN MOST VALUABLE PLAYERS

2011: Russell Wilson, QB, WIS  
2012: Montee Ball, RB, WIS  
2013: Connor Cook, QB, MSU  
2014: Cardale Jones, QB, OSU

### GAME ATTENDANCE

2011: 64,152  
2012: 41,260  
2013: 66,002  
2014: 60,229

# COLLEGE FOOTBALL PLAYOFF



## COLLEGE FOOTBALL PLAYOFF

The College Football Playoff (CFP) is a big success. Fans, including many who are new to the sport, enjoy it. The first semifinals and championship game were the three most-viewed programs in cable television history.

### EVERY GAME COUNTS

The playoff preserves the excitement and significance of college football's unique regular season where every game counts.

### FOUR TEAMS

The selection committee ranks the teams based on conference championships won, strength of schedule, head-to-head results, comparison of results against common opponents and other factors.

### TWO DAYS

New Year's Eve and New Year's Day belong to college football, with two semifinal games and four other top bowl games continuing a wonderful tradition.

### ONE GOAL

The two teams winning the playoff semifinals compete for the national championship. That game is in a different city each year, always on a Monday night.

### UNIVERSAL ACCESS

Every Football Bowl Subdivision (FBS) team has equal access to the CFP based on its performance. No team automatically qualifies.

### MORE REVENUE

The format increases revenue for all conferences and independent institutions.

### GOVERNANCE

University presidents and chancellors from all 10 FBS conferences and Notre Dame serve on the CFP Board of Managers and govern the administrative operations, with commissioners (the Management Committee) managing the event. A small staff in the playoff office in Irving, Texas, carries out the day-to-day responsibilities.

### SELECTION COMMITTEE

A talented group of high-integrity individuals with experience as coaches, student-athletes, college administrators and journalists, along with sitting athletics directors, comprise the selection committee. Members of the committee are: Jeff Long (chair), Barry Alvarez, Mike Gould, Pat Haden, Kirby Hocutt, Tom Jernstedt, Bobby Johnson, Tom Osborne, Dan Radakovich, Condoleezza Rice, Mike Tranchese, Steve Wieberg and Tyrone Willingham.

### SELECTION COMMITTEE RESPONSIBILITIES

- Rank the top 25 teams and assign the top four to semifinals sites.
- Assign teams to New Year's bowls
  - o Create competitive matchups
  - o Attempt to avoid rematches of regular-season games and repeat appearances in specific bowls
  - o Consider geography

### PARTICIPANTS IN THE NEW YEAR'S BOWLS

Both participants in the Orange, Rose and Sugar Bowls are contracted outside the playoff arrangement (Big Ten and Pac-12 to Rose Bowl; SEC and Big 12 to Sugar Bowl; ACC to Orange Bowl against the highest ranked available team from the SEC, Big Ten and Notre Dame). If a conference champion qualifies for the playoff, then the bowl will choose a replacement from that conference. When those bowls host the semifinals and their contracted conference champions do not qualify, then the displaced champion(s) will play in one of the other New Year's bowls. When not hosting semifinals, the Cotton, Fiesta and Peach Bowls will welcome displaced conference champions and the top-ranked champion from a non-contract conference. The highest-ranked available teams will fill any other berths. The selection committee will make the pairings.

	ORANGE	COTTON	PEACH	FIESTA	SUGAR	ROSE	CHAMPIONSHIP
2015-16	Semifinal (Dec. 31)	Semifinal (Dec. 31)	Peach Bowl (Dec. 31)	Fiesta Bowl (Jan. 1)	Sugar Bowl (Jan. 1)	Rose Bowl (Jan. 1)	Arizona (Jan. 11)
2016-17	Orange Bowl (Dec. 31)	Cotton Bowl (Jan. 2)	Semifinal (Dec. 31)	Semifinal (Dec. 31)	Sugar Bowl (Jan. 2)	Rose Bowl (Jan. 2)	Tampa Bay (Jan. 9)
2017-18	Orange Bowl (Dec. 30)	Cotton Bowl (Dec. 30)	Peach Bowl (Jan. 1)	Fiesta Bowl (Dec. 30)	Semifinal (Jan. 1)	Semifinal (Jan. 1)	TBD (Jan. 8)



# ROSE BOWL GAME



presented by



After embarking on a new era as part of the inaugural College Football Playoff last season, the Rose Bowl Game will once again be guaranteed to feature a Big Ten program in 2016 and 2017. The Tournament of Roses experience on New Year's Day remains a time-honored tradition, from the imagination and spectacle of the Rose Parade seen by 84 million people in 174 countries across the world to the picturesque second-half sunset on the San Gabriel Mountains during the Rose Bowl Game.

The 2016 Rose Bowl Game presented by Northwestern Mutual will be held on Jan. 1 in Pasadena, Calif., with ESPN televising the game at its traditional 5:10 p.m. ET time slot. The Rose Bowl Game will feature its long-standing matchup between representatives of the Big Ten and Pac-12 Conferences to conclude each of the next two seasons.

With the debut of the College Football Playoff, the Big Ten and Pac-12 Conferences maintained their longstanding connection to the Rose Bowl Game. In 2012, the Tournament of Roses, Big Ten and Pac-12 announced a 12-year extension through 2026. When the Rose Bowl Game hosts a College Football Playoff Semifinal, a Big Ten and/or Pac-12 program could play in Pasadena if ranked No. 1, 2, 3 or 4 in the final College Football Playoff rankings. Otherwise, the Big Ten and/or Pac-12 representative would play in one of the other bowls that comprise the College Football Playoff (Fiesta, Orange, Sugar, Cotton and Peach Bowls). In years that Pasadena does not serve as a College Football Playoff Semifinal site, the Rose Bowl Game will host the champions of the Big Ten and Pac-12 Conferences, unless those teams appear among the top four in the final ranking. If the Big Ten and/or Pac-12 champions appear among the top four, the Rose Bowl Game will choose a replacement from its partner conferences, ensuring a traditional Big Ten-Pac-12 matchup in Rose Bowl Stadium.

The Rose Bowl Game was the nation's first bowl game, with Michigan earning a victory in the inaugural event in 1902, and has been a pioneer in college football history. The game became the first sporting event to feature a coast-to-coast ra-



Michigan State defeated Stanford in the 100th Rose Bowl Game on Jan. 1, 2014.


dio broadcast in 1927. The Pacific Coast (now the Pac-12) and Western (Big Ten) Conferences, along with the Pasadena Tournament of Roses Association, agreed on November 19, 1946, to an exclusive Rose Bowl Game contract, becoming the first bowl with permanent conference affiliations.

The Rose Bowl Game was the first college football game to be broadcast nationally in 1952 and the first to be broadcast in color in 1962. It was also the first game to be broadcast by satellite to Europe in 1968 and to the Far East in 1978. The union of the Big Ten and Pac-12 also led to soaring attendance. Prior to 1947, the Rose Bowl Game drew a small number of sellout crowds. Every game since has been a sellout, and in 1950 became the first postseason contest to surpass 100,000 fans in attendance. Since the pact was initiated in 1946, the Pac-12 holds a narrow 33-30 advantage.

The Rose Bowl Game and the Tournament of Roses have long provided a platform for countless memorable moments for students, coaches and fans alike, and have been enduring models of passion, strength, tradition and honor. Over more than 100 games, the Rose Bowl Game has sustained its standard of excellence, living up to its nickname "The Granddaddy of Them All."



Michigan defeated Stanford in the inaugural Rose Bowl Game on Jan. 1, 1902.



The San Gabriel Mountains provide the backdrop for the annual Rose Bowl Game.



# BIG TEN BOWLS


## HEART OF DALLAS BOWL

**Date:** Dec. 26, 2015  
**Time:** 2:20 p.m. ET  
**Television:** ESPN  
**Site:** Dallas, Texas  
**Facility:** Cotton Bowl Stadium  
**Capacity:** 42,000  
**Surface:** Grass  
**Pairings:** Big 12 vs. C-USA  
**Sponsor:** Zaxby's  
**Media Operations Coordinator:** Tim Simmons, 303-678-8484; bfishinc@aol.com  
**Address:** 505 Main St. Suite 270; Fort Worth, TX 76102  
**Website:** heartofdallasbowl.com  
**Name History:** TicketCity Bowl, 2011-2012; Heart of Dallas Bowl, 2013-present  
**First Game:** Jan. 1, 2011 (Texas Tech 45, Northwestern 38)  
**Big Ten Record:** 0-4  
**First Big Ten Appearance:** Jan. 1, 2011 (Texas Tech 45, Northwestern 38)  
**Start of Big Ten Tie-in Agreement:** 2010 season  
**Last Season:** Louisiana Tech 35, Illinois 18



## PINSTRIPED BOWL

**Date:** Dec. 26, 2015  
**Time:** 3:30 p.m. ET  
**Television:** ABC  
**Site:** Bronx, N.Y.  
**Facility:** Yankee Stadium  
**Capacity:** 49,542  
**Surface:** Natural Grass  
**Pairings:** Big Ten vs. ACC/Notre Dame  
**Sponsor:** New Era  
**Executive Director:** Mark Holtzman  
**Manager of Communications:** Kenny Leandry, 718-579-4516; kleandry@yankees.com  
**Address:** Yankee Stadium, One East 161st Street, Bronx, NY 10451  
**Website:** pinstripebowl.com  
**Name History:** Pinstripe Bowl, 2010-present  
**First Game:** Dec. 30, 2010 (Syracuse 36, Kansas State 34)  
**Big Ten Record:** 1-0  
**First Big Ten Appearance:** Dec. 27, 2014  
**Start of Big Ten Tie-in Agreement:** 2014 season  
**Last Season:** Penn State 31, Boston College 30 (OT)



## FOSTER FARMS BOWL

**Date:** Dec. 26, 2015  
**Time:** 9:15 p.m. ET  
**Television:** ESPN  
**Site:** Santa Clara, Calif.  
**Facility:** Levi's Stadium  
**Capacity:** 68,500  
**Surface:** Grass  
**Pairings:** Big Ten vs. Pac-12  
**Sponsoring Association:** San Francisco Bowl Game Association  
**Sponsor:** Foster Farms  
**Executive Director:** Gary Cavalli  
**Director of Communications:** Doug Kelly, 916-202-0552; dkelly@sfbowl.org  
**Address:** 400 Oyster Point Blvd, Suite 312, South San Francisco, CA 94080  
**Website:** sfbowl.org  
**Name History:** San Francisco Bowl, 2002-03; Emerald Bowl, 2004-09; Fight Hunger Bowl, 2010-13; Foster Farms Bowl, 2014-present  
**First Game:** Dec. 31, 2002 (Virginia Tech 20, Air Force 13)  
**Big Ten Record:** 1-1  
**First Big Ten Appearance:** Dec. 31, 2011 (Illinois 20, UCLA 14)  
**Start of Big Ten Tie-in Agreement:** 2014 season  
**Last Season:** Stanford 45, Maryland 21



## QUICK LANE BOWL

**Date:** Dec. 28, 2015  
**Time:** 5 p.m. ET  
**Television:** ESPN2  
**Site:** Detroit, Mich.  
**Facility:** Ford Field  
**Capacity:** 65,000  
**Surface:** FieldTurf  
**Pairings:** Big Ten vs. ACC/Notre Dame  
**Sponsoring Association:** Detroit Lions  
**Sponsor:** Quick Lane Tire & Auto Center  
**President/CEO:** Tom Lewand  
**Corporate Communications Coordinator:** Ellen Trudell, 313-262-2161; ellen.trudell@lions.nfl.net  
**Address:** 2000 Brush Street, Detroit, MI 48226  
**Website:** detroitlions.com/quicklanebowl.html  
**First Game:** Dec. 26, 2014  
**Big Ten Record:** 1-0  
**First Big Ten Appearance:** Dec. 26, 2014  
**Start of Big Ten Tie-in Agreement:** 2014 season  
**Last Season:** Rutgers 40, North Carolina 21



## ARMED FORCES BOWL

**Date:** Dec. 29, 2015  
**Time:** 2 p.m. ET  
**Television:** ESPN  
**Site:** Fort Worth, Texas  
**Facility:** Amon G. Carter Stadium  
**Capacity:** 45,000  
**Surface:** Grass  
**Pairings:** Big Ten vs. Mountain West  
**Sponsor:** Lockheed Martin  
**Executive Director:** Brant B. Ringler  
**Media Operations Coordinator:** Tim Simmons, 303-678-8484; bfishinc@aol.com  
**Address:** 505 Main Street, Suite 270, Fort Worth, TX 76102  
**Website:** armedforcesbowl.com  
**Name History:** Fort Worth Bowl, 2003-05; Armed Forces Bowl, 2006-present  
**First Game:** Dec. 23, 2003 (Boise State 34, TCU 31)  
**Big Ten Record:** 0-0  
**First Big Ten Appearance:** N/A  
**Start of Big Ten Tie-in Agreement:** 2014 season  
**Last Season:** Houston 35, Pittsburgh 34



## MUSIC CITY BOWL

**Date:** Dec. 30, 2015  
**Time:** 7 p.m. ET  
**Television:** ESPN  
**Site:** Nashville, Tenn.  
**Facility:** Nissan Stadium  
**Capacity:** 68,798  
**Surface:** Tifsport Bermuda Sod  
**Pairings:** Big Ten or ACC/Notre Dame vs. SEC  
**Sponsor:** Franklin American Mortgage Company  
**President/CEO:** Scott Ramsey  
**Director of Communications:** Brandon Cox, 615-743-3129; BCox@NashvilleSports.com  
**Address:** 414 Union Street, Suite 1910, Nashville, TN 37219  
**Website:** MusicCityBowl.com  
**Name History:** Music City Bowl, 1998-present  
**First Game:** Dec. 29, 1998 (Virginia Tech 38, Alabama 7)  
**Big Ten Record:** 2-2  
**First Big Ten Appearance:** Dec. 30, 2002 (Minnesota 29, Arkansas 14)  
**Last Big Ten Appearance:** Dec. 30, 2005 (Virginia 34, Minnesota 31)  
**Start of Big Ten Tie-in Agreement:** 2014 season  
**Last Season:** Notre Dame 31, LSU 28





# BIG TEN BOWLS

## HOLIDAY BOWL

**Date:** Dec. 30, 2015  
**Time:** 10:30 p.m. ET  
**Television:** ESPN  
**Site:** San Diego, Calif.  
**Facility:** Qualcomm Stadium  
**Capacity:** 66,000  
**Surface:** Natural Grass  
**Pairings:** Big Ten vs. Pac-12  
**Sponsoring Association:** San Diego Bowl Game Association  
**Sponsor:** TBD  
**Executive Director:** Mark Neville  
**Public Relations Manager:** Gina Beckman, 619-283-5808; gina@sdbowlgames.com  
**Address:** 9449 Friars Road, Suite L-55, San Diego, CA 92108  
**Website:** HolidayBowl.com  
**Name History:** Holiday Bowl, 1978-present  
**First Game:** Dec. 22, 1978 (Navy 23, BYU 16)  
**Big Ten Record:** 6-3-1  
**First Big Ten Appearance:** Dec. 21, 1979 (Indiana 38, BYU 37)  
**Start of Big Ten Tie-in Agreement:** 2014 season  
**Last Season:** USC 45, Nebraska 42



## ORANGE BOWL

**Date:** Dec. 31, 2015  
**Time:** 4 or 8 p.m. ET  
**Television:** ESPN  
**Site:** Miami Gardens, Fla.  
**Facility:** Sun Life Stadium  
**Capacity:** 65,732  
**Surface:** Grass  
**Pairings:** College Football Playoff  
**Sponsoring Association:** Orange Bowl Committee  
**Sponsor:** Capital One  
**President/Chairman:** Lee E. Stapleton  
**Chief Executive Officer:** Eric L. Poms  
**Vice President, Communications:** Larry Wahl, 305-341-4718; lwahl@orangebowl.org  
**Address:** 14360 Northwest 77th Court, Miami Lakes, FL 33016  
**Website:** orangebowl.org  
**Name History:** Orange Bowl, 1935-present  
**First Game:** Jan. 1, 1935 (Bucknell 26, Miami, FL 0)  
**Big Ten Record:** 4-3  
**First Big Ten Appearance:** Jan. 1, 1976 (Oklahoma 14, Michigan 6)  
**Last Big Ten Appearance:** Jan. 3, 2014 (Clemson 40, Ohio State 35)  
**Start of Big Ten Tie-in Agreement:** 2014 season  
**Last Season:** Georgia Tech 49, Mississippi State 34



## OUTBACK BOWL

**Date:** Jan. 1, 2016  
**Time:** Noon ET  
**Television:** ESPN2  
**Site:** Tampa, Fla.  
**Facility:** Raymond James Stadium  
**Capacity:** 65,657  
**Surface:** Grass  
**Pairings:** Big Ten vs. SEC  
**Sponsoring Association:** Tampa Bay Bowl Association, Inc.  
**Sponsor:** Outback Steakhouse  
**President/CEO:** James P. McVay  
**Director of Communications/Sponsorships:** Mike Schulze, 813-874-2695; mike@outbackbowl.com  
**Address:** 4211 W. Boy Scout Blvd., Ste. 560, Tampa, FL 33607  
**Website:** outbackbowl.com  
**Name History:** Hall of Fame Bowl, 1986-94; Outback Bowl, 1995-present  
**First Game:** Dec. 23, 1986 (Boston College 27, Georgia 24)  
**Big Ten Record:** 11-15  
**First Big Ten Appearance:** Jan. 2, 1988 (Michigan 28, Alabama 24)  
**Start of Big Ten Tie-in Agreement:** 1993 season  
**Last Season:** Wisconsin 34, Auburn 31 (OT)



## CITRUS BOWL

**Date:** Jan. 1, 2016  
**Time:** 1 p.m. ET  
**Television:** ABC  
**Site:** Orlando, Fla.  
**Facility:** Orlando Citrus Bowl Stadium  
**Capacity:** 65,000  
**Surface:** Artificial Turf  
**Pairings:** Big Ten or ACC/Notre Dame vs. SEC  
**Sponsoring Association:** Florida Citrus Sports  
**Sponsor:** Buffalo Wild Wings  
**CEO:** Steve Hogan  
**CMO:** Cathy Weeden  
**CCO:** Shannon Clark  
**CFO:** Scott Herring  
**Sr. Director, Hospitality and Conf. Relations:** Carol Monroe  
**Sr. Director, Marketing and Digital Media:** Matt Repchak  
**Director of Communications:** Greg Creese, 407-423-2476, ext. 117; gcreese@fcsports.com  
**Address:** One Citrus Bowl Place, Orlando, FL 32805  
**Website:** FCSports.com  
**Name History:** Tangerine Bowl, 1947-82; Florida Citrus Bowl, 1983-2002; Capital One Bowl, 2003-14; Buffalo Wild Wings Citrus Bowl, 2015-present  
**First Game:** Jan. 1, 1947 (Catawba 31, Maryville, Tenn. 6)  
**Big Ten Record:** 11-14  
**First Big Ten Appearance:** Dec. 28, 1985 (Ohio State 10, Brigham Young 7)  
**Start of Big Ten Tie-in Agreement:** 1992 season  
**Last Season:** Missouri 33, Minnesota 17



## ROSE BOWL GAME

**Date:** Jan. 1, 2016  
**Time:** 5:10 p.m. ET  
**Television:** ESPN  
**Site:** Pasadena, Calif.  
**Facility:** Rose Bowl Stadium  
**Capacity:** 89,105  
**Surface:** Grass  
**Pairings:** Big Ten vs. Pac-12/College Football Playoff  
**Sponsoring Association:** Pasadena Tournament of Roses  
**Sponsor:** Northwestern Mutual  
**Executive Director:** William Flinn  
**President:** Mike Matthiessen  
**Chief Administrative Officer:** Kevin Ash  
**Director of Media:** Karen Linhart, 626-817-9347; klinhart@rosebowlgame.org  
**Address:** 391 S. Orange Grove Blvd., Pasadena, CA 91184  
**Website:** tournamentofroses.com  
**First Game:** Jan. 1, 1902 (Michigan 49, Stanford 0)  
**Big Ten Record:** 31-36  
**Last Big Ten Appearance:** Jan. 1, 2014 (Michigan State 24, Stanford 20)  
**Start of Big Ten Contract:** 1946 season  
**Last Season:** Oregon 59, Florida State 20



## TAXSLAYER BOWL

**Date:** Jan. 2, 2016  
**Time:** 12 p.m. ET  
**Television:** ESPN  
**Site:** Jacksonville, Fla.  
**Facility:** EverBank Field  
**Capacity:** 70,000  
**Surface:** TIF Sport Bermuda Grass  
**Pairings:** Big Ten or ACC/Notre Dame vs. SEC  
**Sponsoring Association:** Gator Bowl Sports  
**Sponsor:** TaxSlayer  
**President/CEO:** Richard M. Catlett  
**Director of Communications:** Cheri O'Neill, 904-798-5982; cheri@jacksonvillesportscouncil.com  
**Address:** One Gator Bowl Blvd., Jacksonville, FL 32202  
**Website:** taxslayerbowl.com  
**Name History:** Gator Bowl, 1945-2013; TaxSlayer Bowl, 2014-present  
**First Game:** Jan. 1, 1946 (Wake Forest 26, South Carolina 14)  
**Big Ten Record:** 3-7  
**First Big Ten Appearance:** Dec. 29, 1978 (Clemson 17, Ohio State 15)  
**Start of Big Ten Tie-in Agreement:** 2010 Season  
**Last Season:** Tennessee 45, Iowa 28





# COLLEGE FOOTBALL PLAYOFF BOWLS

## COLLEGE FOOTBALL PLAYOFF NATIONAL CHAMPIONSHIP

### COLLEGE FOOTBALL PLAYOFF

**Date:** Jan. 11, 2016  
**Time:** 8:30 p.m. ET  
**Television:** ESPN  
**Site:** Glendale, Ariz.  
**Facility:** University of Phoenix Stadium  
**Capacity:** 71,000  
**Surface:** Natural Grass  
**Pairings:** Semifinal Winners

**Executive Director:** Bill Hancock  
**COO:** Michael Kelly  
**Sr. Director of Communications & Brand Management:** Gina Lehe, 469-262-5200; glehe@collegefootballplayoff.com  
**Address:** 545 East John Carpenter Freeway, Suite 1025, Irving, TX 75062  
**Website:** collegefootballplayoff.com  
**First Game:** Jan. 12, 2015 (Ohio State 42, Oregon 20)  
**Future National Championship Sites and Dates:**  
 Tampa, Fla. (Jan. 9, 2017), TBA (Jan. 8, 2018), TBA (Jan. 7, 2019)

### PEACH BOWL 2016-17 SEMIFINAL


**Date:** Dec. 31, 2015  
**Time:** 12 p.m. ET  
**Television:** ESPN  
**Site:** Atlanta, Ga.  
**Facility:** Georgia Dome  
**Capacity:** 71,996  
**Surface:** FieldTurf  
**Pairings:** College Football Playoff



**Sponsor:** Chick-fil-A, Inc.  
**President/CEO:** Gary P. Stokan  
**Director of Communications:** Matt Garvey, 404-586-8496; mgarvey@cfabowl.com  
**Address:** 3284 Northside Parkway NW, Suite 550, Atlanta, GA 30327  
**Website:** chick-fil-apeachbowl.com  
**Name History:** Peach Bowl, 1968-2005; Chick-fil-A Bowl, 2006-2013; Peach Bowl, 2014-present  
**First Game:** Dec. 30, 1968 (LSU 31, Florida State 27)  
**Big Ten Record:** 2-5  
**First Big Ten Appearance:** Dec. 25, 1978 (Purdue 41, Georgia Tech 21)  
**Last Big Ten Appearance:** Dec. 29, 1990 (Auburn 27, Indiana 23)  
**Last Season:** TCU 42, Ole Miss 3

### COTTON BOWL CLASSIC 2015-16 SEMIFINAL

**Date:** Dec. 31, 2015  
**Time:** 4 or 8 p.m. ET  
**Television:** ESPN  
**Site:** Arlington, Texas  
**Facility:** AT&T Stadium  
**Capacity:** 71,815  
**Surface:** Artificial Turf  
**Pairings:** College Football Playoff



**Sponsor:** Goodyear  
**President/CEO:** Rick Baker  
**Director of Communications:** Charlie Fiss, 817-892-4803; charlie@cottonbowl.com  
**Address:** One AT&T Way, Arlington, TX 76011  
**Website:** cottonbowl.com  
**Name History:** Cotton Bowl Classic, 1937-present  
**First Game:** Jan. 1, 1937 (TCU 16, Marquette 6)  
**Big Ten Record:** 2-0  
**First Big Ten Appearance:** Jan. 1, 1987 (Ohio State 28, Texas A&M 12)  
**Last Season:** Michigan State 42, Baylor 41

### ORANGE BOWL 2015-16 SEMIFINAL

**Date:** Dec. 31, 2015  
**Time:** 4 or 8 p.m. ET  
**Television:** ESPN  
**Site:** Miami Gardens, Fla.  
**Facility:** Sun Life Stadium  
**Capacity:** 65,732  
**Surface:** Grass



**Pairings:** College Football Playoff  
**Sponsoring Association:** Orange Bowl Committee  
**Sponsor:** Capital One  
**President/Chairman:** Lee E. Stapleton  
**Chief Executive Officer:** Eric L. Poms  
**Vice President, Communications:** Larry Wahl, 305-341-4718; lwahl@orangebowl.org  
**Address:** 14360 Northwest 77th Court, Miami Lakes, FL 33016  
**Website:** orangebowl.org  
**Name History:** Orange Bowl, 1935-present  
**First Game:** Jan. 1, 1935 (Bucknell 26, Miami, FL 0)  
**Big Ten Record:** 4-3  
**First Big Ten Appearance:** Jan. 1, 1976 (Oklahoma 14, Michigan 6)  
**Last Big Ten Appearance:** Jan. 3, 2014 (Clemson 40, Ohio State 35)  
**Start of Big Ten Tie-in Agreement:** 2014 season  
**Last Season:** Georgia Tech 49, Mississippi State 34

### FIESTA BOWL 2016-17 SEMIFINAL

**Date:** Jan. 1, 2016  
**Time:** 1 p.m. ET  
**Television:** ESPN  
**Site:** Glendale, Ariz.  
**Facility:** University of Phoenix Stadium  
**Capacity:** 73,000  
**Surface:** Grass  
**Pairings:** College Football Playoff



**Sponsor:** TBD  
**President/CEO:** Mike Nealy  
**Bowl Chairman:** Matt Winter  
**Communications Director:** Jenn Jepson, 480-517-6291; jjepson@fiestabowl.org  
**Address:** 7135 East Camelback Rd. Suite 190, Scottsdale, AZ 85251  
**Website:** fiestabowl.org  
**First Game:** Dec. 27, 1971 (Arizona State 45, Florida State 38)  
**Big Ten Record:** 6-2  
**First Big Ten Appearance:** Dec. 26, 1980 (Penn State 31, Ohio State 19)  
**Last Big Ten Appearance:** Jan. 5, 2009 (Texas 24, Ohio State 21)  
**Last Season:** Boise State 38, Arizona 30

### ROSE BOWL GAME 2017-18 SEMIFINAL

**Date:** Jan. 1, 2016  
**Time:** 5:10 p.m. ET  
**Television:** ESPN  
**Site:** Pasadena, Calif.  
**Facility:** Rose Bowl Stadium  
**Capacity:** 89,105  
**Surface:** Grass  
**Pairings:** Big Ten vs. Pac-12/  
 College Football Playoff



**Sponsoring Association:** Pasadena Tournament of Roses  
**Sponsor:** Northwestern Mutual  
**Executive Director:** William Flinn  
**President:** Mike Mattheissen  
**Chief Administrative Officer:** Kevin Ash  
**Director of Media:** Karen Linhart, 626-817-9347; klinhart@rosebowlgame.org  
**Address:** 391 S. Orange Grove Blvd., Pasadena, CA 91184  
**Website:** tournamentofroses.com  
**First Game:** Jan. 1, 1902 (Michigan 49, Stanford 0)  
**Big Ten Record:** 31-36  
**Last Big Ten Appearance:** Jan. 1, 2014 (Michigan State 24, Stanford 20)  
**Start of Big Ten Contract:** 1946 season  
**Last Season:** Oregon 59, Florida State 20



### SUGAR BOWL 2017-18 SEMIFINAL

**Date:** Jan. 1, 2016  
**Time:** 8:30 p.m. ET  
**Television:** ESPN  
**Site:** New Orleans, La.  
**Facility:** Mercedes-Benz Superdome  
**Capacity:** 72,500  
**Surface:** FieldTurf  
**Pairings:** Big 12 vs. SEC/  
 College Football Playoff



**Sponsoring Association:** Sugar Bowl Committee  
**Sponsor:** Allstate  
**CEO:** Paul Hoolahan  
**Communications Contact:** John Sudsbury, 504-828-2440; johns@sugarbowl.org  
**Address:** 1500 Sugar Bowl Drive, New Orleans, LA 70112  
**Website:** allstatesugarbowl.org  
**First Game:** Jan. 1, 1935 (Tulane 20, Temple 14)  
**Big Ten Record:** 3-4#  
**First Big Ten Appearance:** Jan. 2, 1978 (Alabama 35, Ohio State 6)  
**Last Season:** Ohio State 42, Alabama 35

# All Ohio State wins vacated from 2010 season

# BOWL GAME HISTORY

## BY SCHOOL

### Illinois (8-10)

Season	Bowl	Result	Opponent
1946	Rose	W 45-14	UCLA
1951	Rose	W 40-7	Stanford
1963	Rose	W 17-7	Washington
1982	Liberty	L 15-21	Alabama
1983	Rose	L 9-45	UCLA
1985	Peach	L 9-31	Army
1988	All-American	L 10-14	Florida
1989	Florida Citrus	W 31-21	Virginia
1990	Hall of Fame	L 0-30	Clemson
1991	Sun	L 3-6	UCLA
1992	Holiday	L 17-27	Hawaii
1994	Liberty	W 30-0	East Carolina
1999	Micronpc.com	W 63-21	Virginia
2001	Sugar	L 34-47	LSU
2007	Rose	L 17-49	USC
2010	Texas	W 38-14	Baylor
2011	Fight Hunger	W 20-14	UCLA
2014	Heart of Dallas	L 18-35	Louisiana Tech

### Indiana (3-6)

Season	Bowl	Result	Opponent
1967	Rose	L 3-14	USC
1979	Holiday	W 38-37	Brigham Young
1986	All-American	L 13-27	Florida State
1987	Peach	L 22-27	Tennessee
1988	Liberty	W 31-10	South Carolina
1990	Peach	L 23-27	Auburn
1991	Copper	W 24-0	Baylor
1993	Independence	L 20-45	Virginia Tech
2007	Insight	L 33-49	Oklahoma State

### Iowa (14-13-1)

Season	Bowl	Result	Opponent
1956	Rose	W 35-19	Oregon State
1958	Rose	W 38-12	California
1981	Rose	L 0-28	Washington
1982	Peach	W 28-22	Tennessee
1983	Gator	L 6-14	Florida
1984	Freedom	W 55-17	Texas
1985	Rose	L 28-45	UCLA
1986	Holiday	W 39-38	San Diego State
1987	Holiday	W 20-19	Wyoming
1988	Peach	L 23-28	N.C. State
1990	Rose	L 34-46	Washington
1991	Holiday	T 13-13	Brigham Young
1993	Alamo	L 3-37	California
1995	Sun	W 38-18	Washington
1996	Alamo	W 27-0	Texas Tech
1997	Sun	L 7-17	Arizona State
2001	Alamo	W 19-16	Texas Tech
2002	Orange	L 17-38	USC
2003	Outback	W 37-17	Florida
2004	Capital One	W 30-25	LSU
2005	Outback	L 24-31	Florida
2006	Alamo	L 24-26	Texas
2008	Outback	W 31-10	South Carolina
2009	Orange	W 24-14	Georgia Tech
2010	Insight	W 27-24	Missouri
2011	Insight	L 14-31	Oklahoma
2013	Outback	L 14-21	LSU
2014	TaxSlayer	L 28-45	Tennessee

### Maryland (11-13-2, 0-1#)

Season	Bowl	Result	Opponent
1947	Gator	T 20-20	Georgia
1949	Gator	W 20-7	Missouri
1951	Sugar	W 28-13	Tennessee
1953	Orange	L 0-7	Oklahoma
1955	Orange	L 6-20	Oklahoma
1973	Peach	L 16-17	Georgia
1974	Liberty	L 3-7	Tennessee
1975	Gator	W 13-0	Florida
1976	Cotton	L 21-30	Houston
1977	Hall of Fame	W 17-7	Minnesota
1978	Sun	L 0-42	Texas
1980	Tangerine	L 20-35	Florida
1982	Aloha	L 20-21	Washington
1983	Citrus	L 23-30	Tennessee
1984	Sun	W 28-27	Tennessee
1985	Cherry	W 35-18	Syracuse
1990	Independence	T 34-34	Louisiana Tech
2001	Orange	L 23-56	Florida
2002	Peach	W 30-3	Tennessee
2003	Gator	W 41-7	West Virginia
2006	Champs Sports	W 24-7	Purdue
2007	Emerald	L 14-21	Oregon State
2008	Humanitarian	W 42-35	Nevada
2010	Military	W 51-20	East Carolina
2013	Military	L 20-31	Marshall
2014	Foster Farms	L 21-45	Stanford

### Michigan (20-23)

Season	Bowl	Result	Opponent
1901	Rose	W 49-0	Stanford
1947	Rose	W 49-0	USC
1950	Rose	W 14-6	California
1964	Rose	W 34-7	Oregon State
1969	Rose	L 3-10	USC
1971	Rose	L 12-13	Stanford
1975	Orange	L 6-14	Oklahoma
1976	Rose	L 6-14	USC
1977	Rose	L 20-27	Washington
1978	Rose	L 10-17	USC
1979	Gator	L 15-17	North Carolina
1980	Rose	W 23-6	Washington
1981	Bluebonnet	W 33-14	UCLA
1982	Rose	L 14-24	UCLA
1983	Sugar	L 7-9	Auburn
1984	Holiday	L 17-24	Brigham Young
1985	Fiesta	W 27-23	Nebraska
1986	Rose	L 15-22	Arizona State
1987	Hall of Fame	W 28-24	Alabama
1988	Rose	W 22-14	USC
1989	Rose	L 10-17	USC
1990	Gator	W 35-3	Mississippi
1991	Rose	L 14-34	Washington
1992	Rose	W 38-31	Washington
1993	Hall of Fame	W 42-7	N.C. State
1994	Holiday	W 24-14	Colorado State
1995	Alamo	L 20-22	Texas A&M
1996	Outback	L 14-17	Alabama
1997	Rose	W 21-16	Washington State
1998	Citrus	W 45-31	Arkansas
1999	Orange	W 35-34 OT	Alabama
2000	Citrus	W 31-28	Auburn
2001	Citrus	L 17-45	Tennessee
2002	Outback	W 38-30	Florida
2003	Rose	L 14-28	USC
2004	Rose	L 37-38	Texas
2005	Alamo	L 28-32	Nebraska
2006	Rose	L 18-32	USC
2007	Capital One	W 41-35	Florida
2010	Gator	L 14-52	Mississippi State
2011	Sugar	W 23-20 OT	Virginia Tech
2012	Outback	L 28-33	South Carolina
2013	Buffalo Wild Wings	L 14-31	Kansas State

# BOWL GAME HISTORY

## BY SCHOOL

### Michigan State (11-14, 11-13#)

Season	Bowl	Result	Opponent
1938	Orange	L 0-6	Auburn
1953	Rose	W 28-20	UCLA
1955	Rose	W 17-14	UCLA
1965	Rose	L 12-14	UCLA
1984	Cherry	L 6-10	Army
1985	All-American	L 14-17	Georgia Tech
1987	Rose	W 20-17	USC
1988	Gator	L 27-34	Georgia
1989	Aloha	W 33-13	Hawaii
1990	Sun	W 17-16	USC
1993	Liberty	L 7-18	Louisville
1995	Independence	L 26-45	LSU
1996	Sun	L 0-38	Stanford
1997	Aloha	L 23-51	Washington
1999	Citrus	W 37-34	Florida
2001	Silicon Valley	W 44-35	Fresno State
2003	Alamo	L 3-17	Nebraska
2007	Champs Sports	L 21-24	Boston College
2008	Capital One	L 12-24	Georgia
2009	Alamo	L 31-41	Texas Tech
2010	Capital One	L 7-49	Alabama
2011	Outback	W 33-30 (3OT)	Georgia
2012	Buffalo Wild Wings	W 17-16	TCU
2013	Rose	W 24-20	Stanford
2014	Cotton	W 42-41	Baylor

### Minnesota (5-12)

Season	Bowl	Result	Opponent
1960	Rose	L 7-17	Washington
1961	Rose	W 21-3	UCLA
1977	Hall of Fame	L 7-17	Maryland
1985	Independence	W 20-13	Clemson
1986	Liberty	L 14-21	Tennessee
1999	Sun	L 20-24	Oregon
2000	Micronpc.com	L 30-38	N.C. State
2002	Music City	W 29-14	Arkansas
2003	Sun	W 31-30	Oregon
2004	Music City	W 20-16	Alabama
2005	Music City	L 31-34	Virginia
2006	Insight	L 41-44 OT	Texas Tech
2008	Insight	L 21-42	Kansas
2009	Insight	L 13-14	Iowa State
2012	Meineke Car Care	L 31-34	Texas Tech
2013	Texas	L 17-21	Syracuse
2014	Citrus	L 17-33	Missouri

### Nebraska (25-26, 1-3#)

Season	Bowl	Result	Opponent
1941	Rose	L 13-21	Stanford
1955	Orange	L 7-34	Duke
1962	Gotham	W 36-34	Miami
1964	Orange	W 13-7	Auburn
1965	Cotton	L 7-10	Arkansas
1966	Orange	L 28-39	Alabama
1967	Sugar	L 7-34	Alabama
1969	Sun	W 45-6	Georgia
1971	Orange	W 17-12	Louisiana State
1972	Orange	W 38-6	Alabama
1973	Orange	W 40-6	Notre Dame
1974	Cotton	W 19-3	Texas
1974	Sugar	W 13-10	Florida
1975	Fiesta	L 14-27	Arizona State
1976	Astro-BB	W 27-24	Texas Tech
1977	Liberty	W 21-17	North Carolina
1979	Orange	L 24-31	Oklahoma
1980	Cotton	L 14-17	Houston
1980	Sun	W 31-17	Mississippi State
1982	Orange	L 15-22	Clemson
1983	Orange	W 21-20	Louisiana State
1984	Orange	L 30-31	Miami

### Nebraska, cont.

Season	Bowl	Result	Opponent
1985	Sugar	W 28-10	Louisiana State
1986	Fiesta	L 23-27	Michigan
1987	Sugar	W 30-15	Louisiana State
1988	Fiesta	L 28-31	Florida State
1989	Orange	L 3-23	Miami
1990	Fiesta	L 17-41	Florida State
1991	Citrus	L 21-45	Georgia Tech
1992	Orange	L 0-12	Miami
1993	Orange	L 14-27	Florida State
1994	Orange	L 16-18	Florida State
1995	Orange	W 24-17	Miami
1996	Fiesta	W 62-24	Florida
1996	Orange	W 41-21	Virginia Tech
1998	Orange	W 42-17	Tennessee
1998	Holiday	L 20-23	Arizona
2000	Alamo	W 66-17	Northwestern
2002	Rose	L 14-37	Miami
2002	Independence	L 23-27	Mississippi
2003	Alamo	W 17-3	Michigan State
2005	Alamo	W 32-28	Michigan
2007	Cotton	L 14-17	Auburn
2008	Gator	W 26-21	Clemson
2009	Holiday	W 33-0	Arizona
2010	Holiday	L 7-10	Washington
2011	Capital One	L 13-30	South Carolina
2012	Capital One	L 31-45	Georgia
2013	Gator	W 24-19	Georgia
2014	Holiday	L 42-45	USC

### Northwestern (2-9)

Season	Bowl	Result	Opponent
1948	Rose	W 20-14	California
1995	Rose	L 32-41	USC
1996	Citrus	L 28-48	Tennessee
2000	Alamo	L 17-66	Nebraska
2003	Motor City	L 24-28	Bowling Green
2005	Sun	L 38-50	UCLA
2008	Alamo	L 23-30 OT	Missouri
2009	Outback	L 35-38 OT	Auburn
2010	TicketCity	L 38-45	Texas Tech
2011	Meineke Car Care	L 22-33	Texas A&M
2012	Gator	W 34-20	Mississippi State

### Ohio State (21-24\*)

Season	Bowl	Result	Opponent
1920	Rose	L 0-28	California
1949	Rose	W 17-14	California
1954	Rose	W 20-7	USC
1957	Rose	W 10-7	Oregon
1968	Rose	W 27-16	USC
1970	Rose	L 17-27	Stanford
1972	Rose	L 17-42	USC
1973	Rose	W 42-21	USC
1974	Rose	L 17-18	USC
1975	Rose	L 10-23	UCLA
1976	Orange	W 27-10	Colorado
1977	Sugar	L 6-35	Alabama
1978	Gator	L 15-17	Clemson
1979	Rose	L 16-17	USC
1980	Fiesta	L 19-31	Penn State
1981	Liberty	W 31-28	Navy
1982	Holiday	W 47-17	Brigham Young
1983	Fiesta	W 28-23	Pittsburgh
1984	Rose	L 17-20	USC
1985	Florida Citrus	W 10-7	Brigham Young
1986	Cotton	W 28-12	Texas A&M
1989	Hall of Fame	L 14-31	Auburn
1990	Liberty	L 11-23	Air Force
1991	Hall of Fame	L 17-24	Syracuse
1992	Florida Citrus	L 14-21	Georgia
1993	Holiday	W 28-21	Brigham Young



# BOWL GAME HISTORY

## BY SCHOOL

### Ohio State, cont.

Season	Bowl	Result	Opponent
1994	Florida Citrus	L 17-24	Alabama
1995	Florida Citrus	L 14-20	Tennessee
1996	Rose	W 20-17	Arizona State
1997	Sugar	L 14-31	Florida State
1998	Sugar	W 24-14	Texas A&M
2000	Outback	L 7-24	South Carolina
2001	Outback	L 28-31	South Carolina
2002	Fiesta	W 31-24 2OT	Miami (Fl.)
2003	Fiesta	W 35-28	Kansas State
2004	Alamo	W 33-7	Oklahoma State
2005	Fiesta	W 34-20	Notre Dame
2006	BCS Championship	L 14-41	Florida
2007	BCS Championship	L 24-38	LSU
2008	Fiesta	L 21-24	Texas
2009	Rose	W 26-17	Oregon
2011	Gator	L 17-24	Florida
2013	Orange	L 35-40	Clemson
2014	Sugar - CFP Semifinal	W 42-35	Alabama
2014	CFP Championship	W 42-20	Oregon

\* All Ohio State wins vacated from 2010 season

### Penn State (28-15-2, 11-5#)

Season	Bowl	Result	Opponent
1922	Rose	L 3-14	USC
1947	Cotton	T 13-13	SMU
1959	Liberty	W 7-0	Alabama
1960	Liberty	W 41-12	Oregon
1961	Gator	W 30-15	Georgia Tech
1962	Gator	L 7-17	Florida
1967	Gator	T 17-17	Florida State
1968	Orange	W 15-14	Kansas
1969	Orange	W 10-3	Missouri
1971	Cotton	W 30-6	Texas
1972	Sugar	L 0-14	Oklahoma
1973	Orange	W 16-9	LSU
1974	Cotton	W 41-20	Baylor
1975	Sugar	L 6-13	Alabama
1976	Gator	L 9-20	Notre Dame
1977	Fiesta	W 42-30	Arizona State
1978	Sugar	L 7-14	Alabama
1979	Liberty	W 9-6	Tulane
1980	Fiesta	W 31-19	Ohio State
1981	Fiesta	W 26-10	USC
1982	Sugar	W 27-23	Georgia
1983	Aloha	W 13-10	Washington
1985	Orange	L 10-25	Oklahoma
1986	Fiesta	W 14-10	Miami (Fl.)
1987	Florida Citrus	L 10-35	Clemson
1989	Holiday	W 50-39	Brigham Young
1990	Blockbuster	L 17-24	Florida State
1991	Fiesta	W 42-17	Tennessee
1992	Blockbuster	L 3-24	Stanford
1993	Florida Citrus	W 31-13	Tennessee
1994	Rose	W 38-20	Oregon
1995	Outback	W 43-14	Auburn
1996	Fiesta	W 38-15	Texas
1997	Florida Citrus	L 6-21	Florida
1998	Outback	W 26-14	Kentucky
1999	Alamo	W 24-0	Texas A&M
2002	Capital One	L 9-13	Auburn
2005	Orange	W 26-23 (3OT)	Florida State
2006	Outback	W 20-10	Tennessee
2007	Alamo	W 24-17	Texas A&M
2008	Rose	L 24-38	USC
2009	Capital One	W 19-17	LSU
2010	Outback	L 24-37	Florida
2011	TicketCity	L 14-30	Houston
2014	Pinstripe	W 31-30 (OT)	Boston College

### Purdue (9-8)

Season	Bowl	Result	Opponent
1966	Rose	W 14-13	USC
1978	Peach	W 41-21	Georgia Tech
1979	Bluebonnet	W 27-22	Tennessee
1980	Liberty	W 28-25	Missouri
1984	Peach	L 20-27	Virginia
1997	Alamo	W 33-20	Oklahoma State
1998	Alamo	W 37-34	Kansas State
1999	Outback	L 25-28 OT	Georgia
2000	Rose	L 24-34	Washington
2001	Sun	L 27-33	Washington State
2002	Sun	W 34-24	Washington
2003	Capital One	L 27-34 OT	Georgia
2004	Sun	L 23-27	Arizona State
2006	Champs Sport	L 7-24	Maryland
2007	Motor City	W 51-48	Central Michigan
2011	Little Caesars Pizza	W 37-32	Western Michigan
2012	Heart of Dallas	L 14-58	Oklahoma State

### Rutgers (6-4, 1-0#)

Season	Bowl	Result	Opponent
1978	Garden State	L 18-34	Arizona State
2005	Insight	L 40-45	Arizona State
2006	Texas	W 37-10	Kansas State
2007	International	W 52-30	Ball State
2008	PapaJohns.com	W 29-23	NC State
2009	St. Petersburg	W 45-24	UCF
2011	Pinstripe	W 27-13	Iowa State
2012	Russell Athletic	L 10-13 (OT)	Virginia Tech
2013	Pinstripe	L 16-29	Notre Dame
2014	Quick Lane	W 40-21	North Carolina

### Wisconsin (12-14)

Season	Bowl	Result	Opponent
1952	Rose	L 0-7	USC
1959	Rose	L 8-44	Washington
1962	Rose	L 37-42	USC
1981	Garden State	L 21-28	Tennessee
1982	Independence	W 14-3	Kansas State
1984	Hall of Fame	L 19-20	Kentucky
1993	Rose	W 21-16	UCLA
1994	Hall of Fame	W 34-20	Duke
1996	Copper	W 38-10	Utah
1997	Outback	L 6-33	Georgia
1998	Rose	W 38-31	UCLA
1999	Rose	W 17-9	Stanford
2000	Sun	W 21-20	UCLA
2002	Alamo	W 31-28 OT	Colorado
2003	Music City	L 14-28	Auburn
2004	Outback	L 21-24	Georgia
2005	Capital One	W 24-10	Auburn
2006	Capital One	W 17-14	Arkansas
2007	Outback	L 17-21	Tennessee
2008	Champs Sports	L 13-42	Florida State
2009	Champs Sports	W 20-14	Miami (Fl.)
2010	Rose	L 19-21	TCU
2011	Rose	L 38-45	Oregon
2012	Rose	L 14-20	Stanford
2013	Capital One	L 24-34	South Carolina
2014	Outback	W 34-31 (OT)	Auburn

# As a Big Ten member

# BOWL GAME HISTORY

## BY SEASON

### 1901, 1920, 1946–74 (*Rose Bowl Game only*)

1901 MICHIGAN 49, Stanford 0  
 1920 California 28, OHIO STATE 0  
 1946 ILLINOIS 45, UCLA 14  
 1947 MICHIGAN 49, USC 0  
 1948 NORTHWESTERN 20, California 14  
 1949 OHIO STATE 17, California 14  
 1950 MICHIGAN 14, California 6  
 1951 ILLINOIS 40, Stanford 7  
 1952 USC 7, WISCONSIN 0  
 1953 MICHIGAN STATE 28, UCLA 20  
 1954 OHIO STATE 20, USC 7  
 1955 MICHIGAN STATE 17, UCLA 14  
 1956 IOWA 35, Oregon State 19  
 1957 OHIO STATE 10, Oregon 7  
 1958 IOWA 38, California 12  
 1959 Washington 44, WISCONSIN 8  
 1960 Washington 17, MINNESOTA 7  
 1961 MINNESOTA 21, UCLA 3  
 1962 USC 42, WISCONSIN 37  
 1963 ILLINOIS 17, Washington 7  
 1964 MICHIGAN 34, Oregon State 7  
 1965 UCLA 14, MICHIGAN STATE 12  
 1966 PURDUE 14, USC 13  
 1967 USC 14, INDIANA 3  
 1968 OHIO STATE 27, USC 16  
 1969 USC 10, MICHIGAN 3  
 1970 Stanford 27, OHIO STATE 17  
 1971 Stanford 13, MICHIGAN 12  
 1972 USC 42, OHIO STATE 17  
 1973 OHIO STATE 42, USC 21  
 1974 USC 18, OHIO STATE 17

**1975**  
 Rose UCLA 23, OHIO STATE 10  
 Orange Oklahoma 14, MICHIGAN 6

**1976**  
 Rose USC 14, MICHIGAN 6  
 Orange OHIO STATE 27, Colorado 10

**1977**  
 Rose Washington 27, MICHIGAN 20  
 Sugar Alabama 35, OHIO STATE 6  
 Hall of Fame Maryland 17, MINNESOTA 7

**1978**  
 Rose USC 17, MICHIGAN 10  
 Peach PURDUE 41, Georgia Tech 21  
 Gator Clemson 17, OHIO STATE 15

**1979**  
 Rose USC 17, OHIO STATE 16  
 Bluebonnet PURDUE 27, Tennessee 22  
 Gator North Carolina 17, MICHIGAN 15  
 Holiday INDIANA 38, Brigham Young 37

**1980**  
 Rose MICHIGAN 23, Washington 6  
 Fiesta Penn State 31, OHIO STATE 19  
 Liberty PURDUE 28, Missouri 25

**1981**  
 Rose Washington 28, IOWA 0  
 Liberty OHIO STATE 31, Navy 28  
 Bluebonnet MICHIGAN 33, UCLA 14  
 Garden State Tennessee 28, WISCONSIN 21

**1982**  
 Rose UCLA 24, MICHIGAN 14  
 Peach IOWA 28, Tennessee 22  
 Liberty Alabama 21, ILLINOIS 15  
 Holiday OHIO STATE 47, Brigham Young 17  
 Independence WISCONSIN 14, Kansas State 3

**1983**  
 Rose UCLA 45, ILLINOIS 9  
 Sugar Auburn 9, MICHIGAN 7  
 Fiesta OHIO STATE 28, Pittsburgh 23  
 Gator Florida 14, IOWA 6

**1984**  
 Rose USC 20, OHIO STATE 17  
 Holiday Brigham Young 24, MICHIGAN 17  
 Peach Virginia 27, PURDUE 20  
 Hall of Fame Kentucky 20, WISCONSIN 19  
 Freedom IOWA 55, Texas 17  
 Cherry Army 10, MICHIGAN STATE 6

**1985**  
 Rose UCLA 45, IOWA 28  
 Fiesta MICHIGAN 27, Nebraska 23  
 Peach Army 31, ILLINOIS 29  
 Florida Citrus OHIO STATE 10, Brigham Young 7  
 All-American Georgia Tech 17, MICHIGAN STATE 14  
 Independence MINNESOTA 20, Clemson 13

**1986**  
 Rose Arizona State 22, MICHIGAN 15  
 Cotton OHIO STATE 28, Texas A&M 12  
 Holiday IOWA 39, San Diego State 38  
 Liberty Tennessee 21, MINNESOTA 14  
 All-American Florida State 27, INDIANA 13

**1987**  
 Rose MICHIGAN STATE 20, USC 17  
 Holiday IOWA 20, Wyoming 19  
 Peach Tennessee 27, INDIANA 22  
 Hall of Fame MICHIGAN 28, Alabama 24

**1988**  
 Rose MICHIGAN 22, USC 14  
 Gator Georgia 34, MICHIGAN STATE 27  
 Liberty INDIANA 31, South Carolina 10  
 Peach N.C. State 28, IOWA 23  
 All-American Florida 14, ILLINOIS 10

**1989**  
 Rose USC 17, MICHIGAN 10  
 Florida Citrus ILLINOIS 31, Virginia 21  
 Hall of Fame Auburn 31, OHIO STATE 14  
 Aloha MICHIGAN STATE 33, Hawaii 13

**1990**  
 Rose Washington 46, IOWA 34  
 Hall of Fame Clemson 30, ILLINOIS 0  
 Gator MICHIGAN 35, Mississippi 3  
 John Hancock MICHIGAN STATE 17, USC 16  
 Liberty Air Force 23, OHIO STATE 11  
 Peach Auburn 27, INDIANA 23

**1991**  
 Rose Washington 34, MICHIGAN 14  
 Holiday IOWA 13, Brigham Young 13  
 Hall of Fame Syracuse 24, OHIO STATE 17  
 John Hancock UCLA 6, ILLINOIS 3  
 Copper INDIANA 24, Baylor 0

**1992**  
 Rose MICHIGAN 38, Washington 31  
 Florida Citrus Georgia 21, OHIO STATE 14  
 Holiday Hawaii 27, ILLINOIS 17

**1993**  
 Rose WISCONSIN 21, UCLA 16  
 Florida Citrus PENN STATE 31, Tennessee 13  
 Holiday OHIO STATE 18, Brigham Young 21  
 Hall of Fame MICHIGAN 42, N.C. State 7  
 Independence Virginia Tech 45, INDIANA 20  
 Liberty Louisville 18, MICHIGAN STATE 7  
 Alamo California 37, IOWA 3

**1994**  
 Rose PENN STATE 38, Oregon 20  
 Florida Citrus Alabama 24, OHIO STATE 17  
 Holiday MICHIGAN 24, Colorado State 14  
 Hall of Fame WISCONSIN 34, Duke 20  
 Liberty ILLINOIS 30, East Carolina 0

**1995**  
 Rose USC 41, NORTHWESTERN 32  
 Florida Citrus Tennessee 20, OHIO STATE 14  
 Outback PENN STATE 43, Auburn 14  
 Alamo Texas A&M 22, MICHIGAN 20  
 Sun IOWA 38, Washington 18  
 Independence LSU 45, MICHIGAN STATE 26

**1996**  
 Rose OHIO STATE 20, Arizona State 17  
 Fiesta PENN STATE 38, Texas 15  
 Florida Citrus Tennessee 48, NORTHWESTERN 28  
 Outback Alabama 17, MICHIGAN 14  
 Alamo IOWA 27, Texas Tech 0  
 Sun Stanford 38, MICHIGAN STATE 0  
 Copper WISCONSIN 38, Utah 10

**1997**  
 Rose MICHIGAN 21, Washington State 16  
 Sugar Florida State 31, OHIO STATE 14  
 Florida Citrus Florida 21, PENN STATE 6  
 Outback Georgia 33, WISCONSIN 6  
 Alamo PURDUE 33, Oklahoma State 20  
 Sun Arizona State 17, IOWA 7  
 Aloha Washington 51, MICHIGAN STATE 23

**1998**  
 Rose WISCONSIN 38, UCLA 31  
 Sugar OHIO STATE 24, Texas A&M 14  
 Florida Citrus MICHIGAN 45, Arkansas 31  
 Outback PENN STATE 26, Kentucky 14  
 Alamo PURDUE 37, Kansas State 34

**1999**  
 Rose WISCONSIN 17, Stanford 9  
 Orange MICHIGAN 35, Alabama 34, OT  
 Florida Citrus MICHIGAN STATE 37, Florida 34  
 Outback Georgia 28, PURDUE 25, OT  
 Alamo PENN STATE 24, Texas A&M 0  
 Sun Oregon 24, MINNESOTA 20  
 Micronpc.com ILLINOIS 63, Virginia 21

**2000**  
 Rose Washington 34, PURDUE 24  
 Florida Citrus MICHIGAN 31, Auburn 28  
 Outback South Carolina 24, OHIO STATE 7  
 Alamo Nebraska 66, NORTHWESTERN 17  
 Sun WISCONSIN 21, UCLA 20  
 Micronpc.com N.C. State 38, MINNESOTA 30

# BOWL GAME HISTORY

## BY SEASON

### 2001

Sugar LSU 47, ILLINOIS 34  
 Florida Citrus Tennessee 45, MICHIGAN 17  
 Outback South Carolina 31, OHIO STATE 28  
 Alamo IOWA 19, Texas Tech 16  
 Sun Washington State 33, PURDUE 27  
 Silicon Valley MICHIGAN STATE 44, Fresno State 35

### 2002

Fiesta OHIO STATE 31, Miami (Fla.) 24, 2OT  
 Orange USC 38, IOWA 17  
 Capital One Auburn 13, PENN STATE 9  
 Outback MICHIGAN 38, Florida 30  
 Alamo WISCONSIN 31, Colorado 28, OT  
 Sun PURDUE 34, Washington 24  
 Music City MINNESOTA 29, Arkansas 14

### 2003

Rose USC 28, MICHIGAN 14  
 Fiesta OHIO STATE 35, Kansas State 28  
 Capital One Georgia 34, PURDUE 27, OT  
 Outback IOWA 37, Florida 17  
 Alamo Nebraska 17, MICHIGAN STATE 3  
 Sun MINNESOTA 31, Oregon 30  
 Music City Auburn 28, WISCONSIN 14  
 Motor City Bowling Green 28, NORTHWESTERN 24

### 2004

Rose Texas 38, MICHIGAN 37  
 Capital One IOWA 30, LSU 25  
 Outback Georgia 24, WISCONSIN 21  
 Alamo OHIO STATE 33, Oklahoma State 7  
 Sun Arizona State 27, PURDUE 23  
 Music City MINNESOTA 20, Alabama 16

### 2005

Orange PENN STATE 26, Florida State 23, 3OT  
 Fiesta OHIO STATE 34, Notre Dame 20  
 Capital One WISCONSIN 24, Auburn 10  
 Outback Florida 31, IOWA 24  
 Alamo Nebraska 32, MICHIGAN 28  
 Sun UCLA 50, NORTHWESTERN 38  
 Music City Virginia 34, MINNESOTA 31

### 2006

BCS Championship Florida 41, OHIO STATE 14  
 Rose USC 32, MICHIGAN 18  
 Capital One WISCONSIN 17, Arkansas 14  
 Outback PENN STATE 20, Tennessee 10  
 Alamo Texas 26, IOWA 24  
 Champs Sports Maryland 24, PURDUE 7  
 Insight Texas Tech 44, MINNESOTA 41, OT

### 2007

BCS Championship LSU 38, OHIO STATE 24  
 Rose USC 49, ILLINOIS 17  
 Capital One MICHIGAN 41, Florida 35  
 Outback Tennessee 21, WISCONSIN 17  
 Alamo PENN STATE 24, Texas A&M 17  
 Champs Sports Boston College 24, MICHIGAN STATE 21  
 Insight Oklahoma State 49, INDIANA 33  
 Motor City PURDUE 51, Central Michigan 48

### 2008

Rose USC 38, PENN STATE 24  
 Fiesta Texas 24, OHIO STATE 21  
 Capital One Georgia 24, MICHIGAN STATE 12  
 Outback IOWA 31, South Carolina 10  
 Alamo Missouri 30, NORTHWESTERN 23, OT  
 Champs Sports Florida State 42, WISCONSIN 13  
 Insight Kansas 42, MINNESOTA 21

### 2009

Rose OHIO STATE 26, Oregon 17  
 Orange IOWA 24, Georgia Tech 14  
 Capital One PENN STATE 19, LSU 17  
 Outback Auburn 38, NORTHWESTERN 35, OT  
 Alamo Texas Tech 41, MICHIGAN STATE 31  
 Champs Sports WISCONSIN 20, Miami (Fla.) 14  
 Insight Iowa State 14, MINNESOTA 13

### 2010\*

Rose TCU 21, WISCONSIN 19  
 Capital One Alabama 49, MICHIGAN STATE 7  
 Outback Florida 37, PENN STATE 24  
 Gator Mississippi State 52, MICHIGAN 14  
 Insight IOWA 27, Missouri 24  
 Texas ILLINOIS 38, Baylor 14  
 TicketCity Texas Tech 45, NORTHWESTERN 38

*\* All Ohio State wins vacated from 2010 season*

### 2011

Rose Oregon 45, WISCONSIN 38  
 Sugar MICHIGAN 23, Virginia Tech 20, OT  
 Capital One South Carolina 30, NEBRASKA 13  
 Outback MICHIGAN STATE 33, Georgia 30, 3OT  
 Insight Oklahoma 31, IOWA 14  
 Gator Florida 24, OHIO STATE 17  
 Meineke Car Care Texas A&M 33, NORTHWESTERN 22  
 TicketCity Houston 30, PENN STATE 14  
 Little Caesars Pizza PURDUE 37, Western Michigan 32  
 Kraft Fight Hunger ILLINOIS 20, UCLA 14

### 2012

Rose Stanford 20, WISCONSIN 14  
 Capital One Georgia 45, NEBRASKA 31  
 Outback South Carolina 33, MICHIGAN 28  
 Gator NORTHWESTERN 34, Mississippi State 20  
 Buffalo Wild Wings MICHIGAN STATE 17, TCU 16  
 Meineke Car Care Texas Tech 34, MINNESOTA 31  
 Heart of Dallas Oklahoma State 58, PURDUE 14

### 2013

Rose MICHIGAN STATE 24, Stanford 20  
 Orange Clemson 40, OHIO STATE 35  
 Capital One South Carolina 34, WISCONSIN 24  
 Outback LSU 21, IOWA 14  
 Gator NEBRASKA 24, Georgia 19  
 Buffalo Wild Wings Kansas State 31, MICHIGAN 14  
 Texas Syracuse 21, MINNESOTA 17

### 2014

CFP Championship OHIO STATE 42, Oregon 20  
 Sugar - CFP Semifinal OHIO STATE 42, Alabama 35  
 Cotton MICHIGAN STATE 42, Baylor 41  
 Citrus Missouri 33, MINNESOTA 17  
 Outback WISCONSIN 34, Auburn 31, OT  
 Holiday USC 45, NEBRASKA 42  
 TaxSlayer Tennessee 45, IOWA 28  
 Pinstripe PENN STATE 31, Boston College 30, OT  
 Foster Farms Stanford 45, MARYLAND 21  
 Quick Lane RUTGERS 40, North Carolina 21  
 Heart of Dallas Louisiana Tech 35, ILLINOIS 18

# BOWL GAME HISTORY

## BY BOWL GAME

COLLEGE FOOTBALL PLAYOFF AND BOWL CHAMPIONSHIP SERIES (BCS) NATIONAL CHAMPIONSHIP	
COLLEGE FOOTBALL PLAYOFF NATIONAL CHAMPIONSHIP (Site Varies)	
2014	OHIO STATE 42, Oregon 20 (Arlington, Texas)
COLLEGE FOOTBALL PLAYOFF SEMIFINAL (Site Varies)	
2014	OHIO STATE 42, Alabama 35 (Sugar Bowl, New Orleans, La.)
BCS NATIONAL CHAMPIONSHIP GAME (Site Varies)#	
2002	OHIO STATE 31, Miami (Fla.) 24, 2OT (Fiesta Bowl, Tempe, Ariz.)
2006	Florida 41, OHIO STATE 14 (Glendale, Ariz.)
2007	LSU 38, OHIO STATE 24 (New Orleans, La.)

ALAMO BOWL (San Antonio, Texas)	
1993	California 37, IOWA 3
1995	Texas A&M 22, MICHIGAN 20
1996	IOWA 27, Texas Tech 0
1997	PURDUE 33, Oklahoma State 20
1998	PURDUE 37, Kansas State 34
1999	PENN STATE 24, Texas A&M 0
2000	Nebraska 66, NORTHWESTERN 17
2001	IOWA 19, Texas Tech 16
2002	WISCONSIN 31, Colorado 28, OT
2003	Nebraska 17, MICHIGAN STATE 3
2004	OHIO STATE 33, Oklahoma State 7
2005	Nebraska 32, MICHIGAN 28
2006	Texas 26, IOWA 24
2007	PENN STATE 24, Texas A&M 17
2008	Missouri 30, NORTHWESTERN 23, OT
2009	Texas Tech 41, MICHIGAN STATE 31

ALL-AMERICAN BOWL (Birmingham, Ala.)#	
1985	Georgia Tech 17, MICHIGAN STATE 14
1986	Florida State 27, INDIANA 13
1988	Florida 14, ILLINOIS 10

ALOHA BOWL (Honolulu, Hawaii)#	
1989	MICHIGAN STATE 33, Hawaii 13
1997	Washington 51, MICHIGAN STATE 23

BLUEBONNET BOWL (Houston, Texas)#	
1979	PURDUE 27, Tennessee 22
1981	MICHIGAN 33, UCLA 14

BUFFALO WILD WINGS/INSIGHT/COPPER BOWL (Tempe, Ariz.)	
1991	INDIANA 24, Baylor 0
1996	WISCONSIN 38, Utah 10
2006	Texas Tech 44, MINNESOTA 41, OT
2007	Oklahoma State 49, INDIANA 33
2008	Kansas 42, MINNESOTA 21
2009	Iowa State 14, MINNESOTA 13
2010	IOWA 27, Missouri 24
2011	Oklahoma 31, IOWA 14
2012	MICHIGAN STATE 17, TCU 16
2013	Kansas State 31, MICHIGAN 14

CHAMPS SPORTS/MICRONPC.COM BOWL (Orlando, Fla.)	
1999	ILLINOIS 63, Virginia 21
2000	N.C. State 38, MINNESOTA 30

2006	Maryland 24, PURDUE 7
2007	Boston College 24, MICHIGAN STATE 21
2008	Florida State 42, WISCONSIN 13
2009	WISCONSIN 20, Miami (Fla.) 14

CHERRY BOWL (Pontiac, Mich.)#	
1984	Army 10, MICHIGAN STATE 6

CITRUS/CAPITAL ONE BOWL (Orlando, Fla.)	
1985	OHIO STATE 10, Brigham Young 7
1989	ILLINOIS 31, Virginia 21
1992	Georgia 21, OHIO STATE 14
1993	PENN STATE 31, Tennessee 13
1994	Alabama 24, OHIO STATE 17
1995	Tennessee 20, OHIO STATE 14
1996	Tennessee 48, NORTHWESTERN 28
1997	Florida 21, PENN STATE 6
1998	MICHIGAN 45, Arkansas 31
1999	MICHIGAN STATE 37, Florida 34
2000	MICHIGAN 31, Auburn 28
2001	Tennessee 45, MICHIGAN 17
2002	Auburn 13, PENN STATE 9
2003	Georgia 34, PURDUE 27, OT
2004	IOWA 30, LSU 25
2005	WISCONSIN 24, Auburn 10
2006	WISCONSIN 17, Arkansas 14
2007	MICHIGAN 41, Florida 35
2008	Georgia 24, MICHIGAN STATE 12
2009	PENN STATE 19, LSU 17
2010	Alabama 49, MICHIGAN STATE 7
2011	South Carolina 30, NEBRASKA 13
2012	Georgia 45, NEBRASKA 31
2013	South Carolina 34, WISCONSIN 24
2014	Missouri 33, MINNESOTA 17

COTTON BOWL (Dallas, Texas)	
1986	OHIO STATE 28, Texas A&M 12
2014	MICHIGAN STATE 42, Baylor 41

FIESTA BOWL (Tempe, Ariz.)#	
1980	Penn State 31, OHIO STATE 19
1983	OHIO STATE 28, Pittsburgh 23
1985	MICHIGAN 27, Nebraska 23
1996	PENN STATE 38, Texas 15
2002	OHIO STATE 31, Miami (Fla.) 24, 2OT
2003	OHIO STATE 35, Kansas State 28
2005	OHIO STATE 34, Notre Dame 20
2008	Texas 24, OHIO STATE 21

FREEDOM BOWL (Anaheim, Calif.)#	
1984	IOWA 55, Texas 17

FOSTER FARMS/FIGHT HUNGER BOWL (Santa Clara/San Francisco, Calif.)	
2011	ILLINOIS 20, UCLA 14
2014	Stanford 45, MARYLAND 21

GARDEN STATE BOWL (East Rutherford, N.J.)#	
1981	Tennessee 28, WISCONSIN 21

HALL OF FAME BOWL (Birmingham, Ala.)#	
1977	Maryland 17, MINNESOTA 7
1984	Kentucky 20, WISCONSIN 19

HEART OF DALLAS/TICKETCITY BOWL (Dallas, Texas)	
2010	Texas Tech 45, NORTHWESTERN 38

2011	Houston 30, PENN STATE 14
2012	Oklahoma State 58, PURDUE 14
2014	Louisiana Tech 35, ILLINOIS 18

HOLIDAY BOWL (San Diego, Calif.)	
1979	INDIANA 38, Brigham Young 37
1982	OHIO STATE 47, Brigham Young 17
1984	Brigham Young 24, MICHIGAN 17
1986	IOWA 39, San Diego State 38
1987	IOWA 20, Wyoming 19
1991	IOWA 13, Brigham Young 13
1992	Hawaii 27, ILLINOIS 17
1993	OHIO STATE 28, Brigham Young 21
1994	MICHIGAN 24, Colorado State 14
2014	USC 45, NEBRASKA 42

INDEPENDENCE BOWL (Shreveport, La.)	
1982	WISCONSIN 14, Kansas State 3
1985	MINNESOTA 20, Clemson 13
1993	Virginia Tech 45, INDIANA 20
1995	LSU 45, MICHIGAN STATE 26

LIBERTY BOWL (Memphis, Tenn.)	
1980	PURDUE 28, Missouri 25
1981	OHIO STATE 31, Navy 28
1982	Alabama 21, ILLINOIS 15
1986	Tennessee 21, MINNESOTA 14
1988	INDIANA 31, South Carolina 10
1990	Air Force 23, OHIO STATE 11
1993	Louisville 18, MICHIGAN STATE 7
1994	ILLINOIS 30, East Carolina 0

LITTLE CAESARS PIZZA/MOTOR CITY BOWL (Detroit, Mich.)	
2003	Bowling Green 28, NORTHWESTERN 24
2007	PURDUE 51, Central Michigan 48
2011	PURDUE 37, Western Michigan 32

MUSIC CITY BOWL (Nashville, Tenn.)	
2002	MINNESOTA 29, Arkansas 14
2003	Auburn 28, WISCONSIN 14
2004	MINNESOTA 20, Alabama 16
2005	Virginia 34, MINNESOTA 31

ORANGE BOWL (Miami, Fla.)	
1975	Oklahoma 14, MICHIGAN 6
1976	OHIO STATE 27, Colorado 10
1999	MICHIGAN 35, Alabama 34, OT
2002	USC 38, IOWA 14
2005	PENN STATE 26, Florida State 23, 3OT
2009	IOWA 24, Georgia Tech 14
2013	Clemson 40, OHIO STATE 35

OUTBACK/HALL OF FAME BOWL (Tampa, Fla.)	
1987	MICHIGAN 28, Alabama 24
1989	Auburn 31, OHIO STATE 14
1990	Clemson 30, ILLINOIS 0
1991	Syracuse 24, OHIO STATE 17
1993	MICHIGAN 42, N.C. State
1994	WISCONSIN 34, Duke 20
1995	PENN STATE 43, Auburn 14
1996	Alabama 17, MICHIGAN 14
1997	Georgia 33, WISCONSIN 6
1998	PENN STATE 26, Kentucky 14
1999	Georgia 28, PURDUE 25, OT
2000	South Carolina 24, OHIO STATE 7
2001	South Carolina 31, OHIO STATE 28
2002	MICHIGAN 38, Florida 30



# BOWL GAME HISTORY

## BY BOWL GAME

### OUTBACK/HALL OF FAME BOWL (CONTINUED) (Tampa, Fla.)

2003	IOWA 37, Florida 17
2004	Georgia 24, WISCONSIN 21
2005	Florida 31, IOWA 24
2006	PENN STATE 20, Tennessee 10
2007	Tennessee 21, WISCONSIN 17
2008	IOWA 31, South Carolina 10
2009	Auburn 38, NORTHWESTERN 35, OT
2010	Florida 37, PENN STATE 24
2011	MICHIGAN STATE 33, Georgia 30, 3OT
2012	South Carolina 33, MICHIGAN 28
2013	LSU 21, IOWA 14
2014	WISCONSIN 34, Auburn 31, OT

### PEACH BOWL (Atlanta, Ga.)

1978	PURDUE 41, Georgia Tech 21
1982	IOWA 28, Tennessee 22
1984	Virginia 27, PURDUE 20
1985	Army 31, ILLINOIS 29
1987	Tennessee 27, INDIANA 22
1988	N.C. State 28, IOWA 23
1990	Auburn 27, INDIANA 23

### PINSTRIP BOWL (Bronx, N.Y.)

2014	PENN STATE 31, Boston College 30, OT
------	--------------------------------------

### QUICK LANE BOWL (Detroit, Mich.)

2014	RUTGERS 40, North Carolina 21
------	-------------------------------

### ROSE BOWL GAME (Pasadena, Calif.)

1901	MICHIGAN 49, Stanford 0
1920	California 28, OHIO STATE 0
1946	ILLINOIS 45, UCLA 14
1947	MICHIGAN 49, USC 0
1948	NORTHWESTERN 20, California 14
1949	OHIO STATE 17, California 14
1950	MICHIGAN 14, California 6
1951	ILLINOIS 40, Stanford 7
1952	USC 7, WISCONSIN 0
1953	MICHIGAN STATE 28, UCLA 20
1954	OHIO STATE 20, USC 7
1955	MICHIGAN STATE 17, UCLA 14
1956	IOWA 35, Oregon State 19
1957	OHIO STATE 10, Oregon 7
1958	IOWA 38, California 12
1959	Washington 44, WISCONSIN 8
1960	Washington 17, MINNESOTA 7
1961	MINNESOTA 21, UCLA 3
1962	USC 42, WISCONSIN 37
1963	ILLINOIS 17, Washington 7
1964	MICHIGAN 34, Oregon State 7
1965	UCLA 14, MICHIGAN STATE 12
1966	PURDUE 14, USC 13
1967	USC 14, INDIANA 3
1968	OHIO STATE 27, USC 16
1969	USC 10, MICHIGAN 3
1970	Stanford 27, OHIO STATE 17
1971	Stanford 13, MICHIGAN 12
1972	USC 42, OHIO STATE 17
1973	OHIO STATE 42, USC 21
1974	USC 18, OHIO STATE 17
1975	UCLA 23, OHIO STATE 10
1976	USC 14, MICHIGAN 6
1977	Washington 27, MICHIGAN 20
1978	USC 17, MICHIGAN 10
1979	USC 17, OHIO STATE 16
1980	MICHIGAN 23, Washington 6
1981	Washington 28, IOWA 0
1982	UCLA 24, MICHIGAN 14

1983	UCLA 45, ILLINOIS 9
1984	USC 20, OHIO STATE 17
1985	UCLA 45, IOWA 28
1986	Arizona State 22, MICHIGAN 15
1987	MICHIGAN STATE 20, USC 17
1988	MICHIGAN 22, USC 14
1989	USC 17, MICHIGAN 10
1990	Washington 46, IOWA 34
1991	Washington 34, MICHIGAN 14
1992	MICHIGAN 38, Washington 31
1993	WISCONSIN 21, UCLA 16
1994	PENN STATE 38, Oregon 20
1995	USC 41, NORTHWESTERN 32
1996	OHIO STATE 20, Arizona State 17
1997	MICHIGAN 21, Washington State 16
1998	WISCONSIN 38, UCLA 31
1999	WISCONSIN 17, Stanford 9
2000	Washington 34, PURDUE 24
2003	USC 28, MICHIGAN 14
2004	Texas 38, MICHIGAN 37
2006	USC 32, MICHIGAN 18
2007	USC 49, ILLINOIS 17
2008	USC 38, PENN STATE 24
2009	OHIO STATE 26, Oregon 17
2010	TCU 21, WISCONSIN 19
2011	Oregon 45, WISCONSIN 38
2012	Stanford 20, WISCONSIN 14
2013	MICHIGAN STATE 24, Stanford 20

### SILICON VALLEY CLASSIC (San Jose, Calif.)#

2001	MICHIGAN STATE 44, Fresno State 35
------	------------------------------------

### SUGAR BOWL\* (New Orleans, La.)

1977	Alabama 35, OHIO STATE 6
1983	Auburn 9, MICHIGAN 7
1997	Florida State 31, OHIO STATE 14
1998	OHIO STATE 24, Texas A&M 14
2001	LSU 47, ILLINOIS 34
2011	MICHIGAN 23, Virginia Tech 20, OT
2014	OHIO STATE 42, Alabama 35

### SUN/JOHN HANCOCK BOWL (El Paso, Texas)

1990	MICHIGAN STATE 17, USC 16
1991	UCLA 6, ILLINOIS 3
1995	IOWA 38, Washington 18
1996	Stanford 38, MICHIGAN STATE 0
1997	Arizona State 17, IOWA 7
1999	Oregon 24, MINNESOTA 20
2000	WISCONSIN 21, UCLA 20
2001	Washington State 33, PURDUE 27
2002	PURDUE 34, Washington 24
2003	MINNESOTA 31, Oregon 30
2004	Arizona State 27, PURDUE 23
2005	UCLA 50, NORTHWESTERN 38

### TAXSLAYER/GATOR BOWL (Jacksonville, Fla.)

1978	Clemson 17, OHIO STATE 15
1979	North Carolina 17, MICHIGAN 15
1983	Florida 14, IOWA 6
1988	Georgia 34, MICHIGAN STATE 27
1990	MICHIGAN 35, Mississippi 3
2010	Mississippi State 52, MICHIGAN 14
2011	Florida 24, OHIO STATE 17
2012	NORTHWESTERN 34, Mississippi State 20
2013	NEBRASKA 24, Georgia 19
2014	Tennessee 45, IOWA 28

### TEXAS BOWL/MEINEKE CAR CARE BOWL OF TEXAS (Houston, Texas)

2010	ILLINOIS 38, Baylor 14
2011	Texas A&M 33, NORTHWESTERN 22
2012	Texas Tech 34, MINNESOTA 31
2013	Syracuse 21, MINNESOTA 17

# No longer contested

\* All Ohio State wins vacated from 2010 season

# CURRENT COACHES - YEAR-BY-YEAR RECORDS

## TIM BECKMAN, ILLINOIS

Year	School	Overall	Big Ten	Bowl	Final Rank#
2009	Toledo	5-7	--	--	--
2010	Toledo	8-5	--	Little Caesars Pizza/L	--
2011	Toledo	8-4	--	--*	--
2012	Illinois	2-10	0-8	--	--
2013	Illinois	4-8	1-7	--	--
2014	Illinois	6-7	3-5	Heart of Dallas/L	--
<b>School Record</b>		<b>12-25</b>	<b>4-20</b>	<b>0-2</b>	
<b>Career Record</b>		<b>33-41</b>	<b>4-20</b>	<b>0-2</b>	

## KEVIN WILSON, INDIANA

Year	School	Overall	Big Ten	Bowl	Final Rank#
2011	Indiana	1-11	0-8	--	--
2012	Indiana	4-8	2-6	--	--
2013	Indiana	5-7	3-5	--	--
2014	Indiana	4-8	1-7	--	--
<b>School Record</b>		<b>14-34</b>	<b>6-26</b>	<b>0-0</b>	
<b>Career Record</b>		<b>14-34</b>	<b>6-26</b>	<b>0-0</b>	

## KIRK FERENTZ, IOWA

Year	School	Overall	Big Ten	Bowl	Final Rank#
1990	Maine	3-8	--	--	--
1991	Maine	3-8	--	--	--
1992	Maine	6-5	--	--	--
1999	Iowa	1-10	0-8	--	--
2000	Iowa	3-9	3-5	--	--
2001	Iowa	7-5	4-4	Alamo/W	--
2002	Iowa	11-2	8-0	Orange/L	8th
2003	Iowa	10-3	5-3	Outback/W	8th
2004	Iowa	10-2	7-1	Capital One/W	8th
2005	Iowa	7-5	5-3	Outback/L	--
2006	Iowa	6-7	2-6	Alamo/L	--
2007	Iowa	6-6	4-4	--	--
2008	Iowa	9-4	5-3	Outback/W	20th
2009	Iowa	11-2	6-2	Orange/W	7th
2010	Iowa	8-5	4-4	Insight/W	--
2011	Iowa	7-6	4-4	Insight/L	--
2012	Iowa	4-8	2-6	--	--
2013	Iowa	8-5	5-3	Outback/L	--
2014	Iowa	7-6	4-4	TaxSlayer/L	--
<b>School Record</b>		<b>115-85</b>	<b>68-60</b>	<b>6-6</b>	
<b>Career Record</b>		<b>127-106</b>	<b>68-60</b>	<b>6-6</b>	

## RANDY EDSALL, MARYLAND

Year	School	Overall	Big Ten	Bowl	Final Rank#
1999	Connecticut	4-7	--	--	--
2000	Connecticut	3-8	--	--	--
2001	Connecticut	2-9	--	--	--
2002	Connecticut	6-6	--	--	--
2003	Connecticut	9-3	--	--	--
2004	Connecticut	8-4	--	Motor City/W	--
2005	Connecticut	5-6	--	--	--
2006	Connecticut	4-8	--	--	--
2007	Connecticut	9-4	--	Meineke Car Care/L	--
2008	Connecticut	8-5	--	International/W	--
2009	Connecticut	8-5	--	PapaJohns.com/W	--
2010	Connecticut	8-5	--	Fiesta/L	--
2011	Maryland	2-10	--	--	--
2012	Maryland	4-8	--	--	--
2013	Maryland	7-6	--	Military/L	--
2014	Maryland	7-6	4-4	Foster Farms/L	--
<b>School Record</b>		<b>20-30</b>	<b>4-4</b>	<b>0-2</b>	
<b>Career Record</b>		<b>94-100</b>	<b>4-4</b>	<b>3-4</b>	

## JIM HARBAUGH, MICHIGAN

Year	School	Overall	Big Ten	Bowl	Final Rank#
2004	San Diego	7-4	--	--	--
2005	San Diego	11-1	--	--	--
2006	San Diego	11-1	--	--	--
2007	Stanford	4-8	--	--	--
2008	Stanford	5-7	--	--	--
2009	Stanford	8-5	--	Sun/L	--
2010	Stanford	12-1	--	Orange/W	4th
<b>Career Record</b>		<b>58-27</b>	--	<b>1-1</b>	

## MARK DANTONIO, MICHIGAN STATE

Year	School	Overall	Big Ten	Bowl	Final Rank#
2004	Cincinnati	7-5	---	Fort Worth/W	--
2005	Cincinnati	4-7	---	---	--
2006	Cincinnati	7-5	---	---	--
2007	Michigan State	7-6	3-5	Champs Sports/L	--
2008	Michigan State	9-4	6-2	Capital One/L	24th
2009	Michigan State	6-7	4-4	Alamo/L	--
2010	Michigan State	11-2	7-1	Capital One/L	14th
2011	Michigan State	11-3	7-1	Outback/W	11th
2012	Michigan State	7-6	3-5	Buffalo Wild Wings/W	--
2013	Michigan State	13-1	8-0	Rose/W	3rd
2014	Michigan State	11-2	7-1	Cotton/W	T-5th
<b>School Record</b>		<b>75-31</b>	<b>45-19</b>	<b>4-4</b>	
<b>Career Record</b>		<b>93-48</b>	<b>45-19</b>	<b>5-4</b>	

\* Did not coach in International Bowl

## JERRY KILL, MINNESOTA

Year	School	Overall	Big Ten	Bowl	Final Rank#
1994	Saginaw Valley St.	6-4	--	--	--
1995	Saginaw Valley St.	7-3	--	--	--
1996	Saginaw Valley St.	7-3	--	--	--
1997	Saginaw Valley St.	9-2	--	--	--
1998	Saginaw Valley St.	9-2	--	--	--
1999	Emporia State	5-6	--	--	--
2000	Emporia State	6-5	--	--	--
2001	Southern Illinois	1-10	--	--	--
2002	Southern Illinois	4-8	--	--	--
2003	Southern Illinois	10-2	--	--	--
2004	Southern Illinois	10-2	--	--	--
2005	Southern Illinois	9-4	--	--	--
2006	Southern Illinois	9-4	--	--	--
2007	Southern Illinois	12-2	--	--	--
2008	Northern Illinois	6-7	--	Independence/L	--
2009	Northern Illinois	7-6	--	International/L	--
2010	Northern Illinois	10-3	--	--*	--
2011	Minnesota	3-9	2-6	--	--
2012	Minnesota	6-7	2-6	Meineke Car Care/L	--
2013	Minnesota	8-5	4-4	Texas/L	--
2014	Minnesota	8-5	5-3	Citrus/L	--
<b>School Record</b>		<b>25-26</b>	<b>13-19</b>	<b>0-3</b>	
<b>Career Record</b>		<b>152-99</b>	<b>13-19</b>	<b>0-5</b>	

\* Did not coach in International Bowl

# CURRENT COACHES - YEAR-BY-YEAR RECORDS

## MIKE RILEY, NEBRASKA

Year	School	Overall	Big Ten	Bowl	Final Rank#
1997	Oregon State	3-8	--	--	--
1998	Oregon State	5-6	--	--	--
2003	Oregon State	8-5	--	Las Vegas/W	--
2004	Oregon State	7-5	--	Insight/W	--
2005	Oregon State	5-6	--	--	--
2006	Oregon State	10-4	--	Sun/W	21st
2007	Oregon State	9-4	--	Emerald/W	25th
2008	Oregon State	9-4	--	Sun/W	18th
2009	Oregon State	8-5	--	Las Vegas/L	--
2010	Oregon State	5-7	--	--	--
2011	Oregon State	3-9	--	--	--
2012	Oregon State	9-4	--	Alamo/L	20th
2013	Oregon State	7-6	--	Hawaii/W	--
2014	Oregon State	5-7	--	--	--
<b>Career Record</b>		<b>93-80</b>	--	<b>6-2</b>	

## PAT FITZGERALD, NORTHWESTERN

Year	School	Overall	Big Ten	Bowl	Final Rank#
2006	Northwestern	4-8	2-6	---	---
2007	Northwestern	6-6	3-5	---	---
2008	Northwestern	9-4	5-3	Alamo/L	---
2009	Northwestern	8-5	5-3	Outback/L	---
2010	Northwestern	7-6	3-5	TicketCity/L	---
2011	Northwestern	6-7	3-5	Meineke Car Care/L	---
2012	Northwestern	10-3	5-3	Gator/W	17th
2013	Northwestern	5-7	1-7	--	--
2014	Northwestern	5-7	3-5	--	--
<b>School Record</b>		<b>60-53</b>	<b>30-42</b>	<b>1-4</b>	
<b>Career Record</b>		<b>60-53</b>	<b>30-42</b>	<b>1-4</b>	

## URBAN MEYER, OHIO STATE

Year	School	Overall	Big Ten	Bowl	Final Rank#
2001	Bowling Green	8-3	--	--	--
2002	Bowling Green	9-3	--	--	--
2003	Utah	10-2	--	Liberty/W	21st
2004	Utah	12-0	--	Fiesta/W	4th
2005	Florida	9-3	--	Outback/W	12th
2006	Florida	13-1	--	BCSNCG/W	1st
2007	Florida	9-4	--	Capital One/L	13th
2008	Florida	13-1	--	BCSNCG/W	1st
2009	Florida	13-1	--	Sugar/W	3rd
2010	Florida	8-5	--	Outback/W	--
2012	Ohio State	12-0	8-0	--	3rd
2013	Ohio State	12-2	8-0	Orange/L	12th
2014	Ohio State	14-1	8-0	Orange-CFP Semi/W CFP Championship/W	1st
<b>School Record</b>		<b>38-3</b>	<b>24-0</b>	<b>2-1</b>	
<b>Career Record</b>		<b>142-26</b>	<b>24-0</b>	<b>9-2</b>	

## JAMES FRANKLIN, PENN STATE

Year	School	Overall	Big Ten	Bowl	Final Rank#
2011	Vanderbilt	6-7	--	Liberty/L	--
2012	Vanderbilt	9-4	--	Music City/W	23rd
2013	Vanderbilt	9-4	--	Compass/W	24th
2014	Penn State	7-6	2-6	Pinstripe/W	--
<b>School Record</b>		<b>7-6</b>	<b>2-6</b>	<b>1-0</b>	
<b>Career Record</b>		<b>31-21</b>	<b>2-6</b>	<b>3-1</b>	

## DARRELL HAZELL, PURDUE

Year	School	Overall	Big Ten	Bowl	Final Rank#
2011	Kent State	5-7	--	--	--
2012	Kent State	11-3	--	GoDaddy.com/L	--
2013	Purdue	1-11	0-8	--	--
2014	Purdue	3-9	1-7	--	--
<b>School Record</b>		<b>4-20</b>	<b>1-15</b>	<b>0-0</b>	
<b>Career Record</b>		<b>20-30</b>	<b>1-15</b>	<b>0-1</b>	

## KYLE FLOOD, RUTGERS

Year	School	Overall	Big Ten	Bowl	Final Rank#
2012	Rutgers	9-4	--	Russell Athletic/L	--
2013	Rutgers	6-7	--	Pinstripe/L	--
2014	Rutgers	8-5	3-5	Quick Lane/W	--
<b>School Record</b>		<b>23-16</b>	<b>3-5</b>	<b>1-2</b>	
<b>Career Record</b>		<b>23-16</b>	<b>3-5</b>	<b>1-2</b>	

## PAUL CHRYST, WISCONSIN

Year	School	Overall	Big Ten	Bowl	Final Rank#
2012	Pittsburgh	6-7	--	Compass/L	--
2013	Pittsburgh	7-6	--	Little Caesars/W	--
2014	Pittsburgh	6-6	--	--*	--
<b>Career Record</b>		<b>19-19</b>	--	<b>1-1</b>	

\* Did not coach in Armed Forces Bowl

# - Final rank is AP

# ALL COACHES RECORDS BY SCHOOL

## ILLINOIS

COACH	TENURE	YRS	OVERALL				BIG TEN			
			W	L	T	PCT.	W	L	T	PCT.
Scott Williams	1890	1	1	2	0	.333	-	-	-	-
Robert Lackey	1891	1	6	0	0	1.000	-	-	-	-
E.K. Hall	1892-93	2	12	5	5	.706	-	-	-	-
Louis D. Vail	1894	1	5	3	0	.625	-	-	-	-
George Huff	1895-99	5	21	16	3	.563	2	7	1	.250
Fred Smith	1900	1	7	3	2	.667	1	3	2	.333
Edgar Holt	1901-02	2	18	4	1	.818	8	4	0	.667
George Woodruff	1903	1	8	6	0	.571	1	5	0	.167
Arthur Hall	1904	1	9	2	1	.818	3	1	1	.700
Justa Lindgren										
Fred Lowenthal										
Clyde Matthews										
Fred Lowenthal	1905	1	5	4	0	.556	0	3	0	.000
Justa Lingren	1906	1	1	3	1	.250	1	3	0	.250
Arthur Hall	1907-12	6	27	10	3	.730	17	9	2	.643
Robert Zuppke	1913-41	29	131	81	13	.618	76	66	9	.533
Ray Eliot	1942-59	17	83	73	11	.532	54	55	7	.496
Pete Elliot	1960-66	7	31	34	1	.477	21	26	1	.448
Jim Valek	1967-70	4	8	32	0	.200	5	23	0	.179
Bob Blackman	1971-76	6	29	36	1	.439	24	23	1	.510
Gary Moeller	1977-79	3	6	24	3	.227	3	18	3	.188
Mike White	1980-87	8	47	41	3	.533	40	26	2	.603
John Mackovic	1988-91	4	30	16	1	.663	22	9	1	.703
Lou Tepper	1991-96	6	25	31	2	.446	17	21	2	.450
Ron Turner	1997-04	8	35	57	0	.380	20	44	0	.313
Ron Zook	2005-11	7	34	51	0	.400	18	38	0	.321
Vic Koenning	2011	1	1	0	0	1.000	0	0	0	.000
Tim Beckman	2012-	3	12	25	0	.324	4	20	0	.167

## IOWA

COACH	TENURE	YRS	OVERALL				BIG TEN			
			W	L	T	PCT.	W	L	T	PCT.
No Coach	1889-91	3	4	4	0	.500	-	-	-	-
E.A. Dalton	1892	1	3	2	1	.583	-	-	-	-
Ben Donnelly	1893	1	3	4	0	.429	-	-	-	-
Roger Sherman	1894	1	4	4	1	.500	-	-	-	-
No Coach	1895	1	2	5	0	.286	-	-	-	-
A.E. Bull	1896	1	7	1	1	.833	-	-	-	-
Otto Wagonhurst	1897	1	4	4	0	.500	-	-	-	-
Alden Knipe	1898-02	5	29	11	4	.705	2	6	1	.278
John Chalmers	1903-05	3	24	8	0	.750	1	6	0	.143
Mark Catlin	1906-08	3	7	10	0	.412	1	3	0	.250
John Griffith	1909	1	2	4	1	.357	0	1	0	.000
Jess Hawley	1910-15	6	24	18	1	.570	8	11	0	.421
Howard Jones	1916-23	8	42	17	1	.708	21	12	0	.636
Burt Ingwersen	1924-31	8	33	27	4	.547	11	20	4	.371
Ossie Solem	1932-36	5	15	21	4	.425	5	16	4	.280
Irl Tubbs	1937-38	2	2	13	1	.156	1	8	1	.150
Eddie Anderson	1939-42	4	19	14	1	.574	11	11	1	.500
Slip Madigan	1943-44	2	2	13	1	.156	0	10	1	.045
Clem Crowe	1945	1	2	7	0	.222	1	5	0	.167
Eddie Anderson	1946-49	4	16	19	1	.458	10	13	1	.438
L. Raffensperger	1950-51	2	5	10	3	.361	2	9	1	.208
Forest Evashevski	1952-60	9	52	34	4	.600	33	21	2	.607
Jerry Burns	1961-65	5	16	27	2	.377	8	22	1	.274
Ray Nagel	1966-70	5	16	32	2	.340	11	22	2	.342
Frank Lauterbur	1971-73	3	4	28	1	.136	3	22	1	.583
Bob Commings	1974-78	5	18	37	0	.327	13	27	0	.325
Hayden Fry	1979-98	20	143	89	6	.613	96	61	5	.608
Kirk Ferentz	1999-	16	115	85	0	.575	68	60	0	.531

## INDIANA

COACH	TENURE	YRS	OVERALL				BIG TEN			
			W	L	T	PCT.	W	L	T	PCT.
A.B. Woodford	1887-88	2	0	1	1	.000	-	-	-	-
Evans Wollen	1889	1	0	1	0	.000	-	-	-	-
Billy Herod	1891	1	1	5	0	.167	-	-	-	-
Ferbert & Huddleston	1894	1	0	4	0	.000	-	-	-	-
Osgood & Wren	1895	1	4	3	1	.563	-	-	-	-
M.G. Gonterman	1896-97	2	12	3	1	.781	-	-	-	-
James Horne	1898-04	7	33	21	5	.602	3	13	1	.206
James Sheldon	1905-13	9	35	26	3	.570	7	25	2	.235
Clarence Childs	1914-15	2	6	7	1	.464	2	7	0	.222
Ewald Stiehm	1916-32	6	20	18	1	.526	5	10	1	.344
James Herron	1922	1	1	4	2	.286	0	2	1	.137
William Ingram	1923-25	3	10	12	1	.457	3	8	1	.292
Pat Page	1926-30	5	14	24	3	.388	5	16	2	.261
Billy Hayes	1931-33	3	8	14	4	.385	2	11	4	.235
Bo McMillin	1934-47	14	63	48	11	.561	34	34	6	.500
Clyde Smith	1948-51	4	8	27	1	.236	4	19	0	.174
Bernie Crimmins	1952-56	5	13	32	0	.289	6	24	0	.200
Bob Hicks	1957	1	1	8	0	.111	0	6	0	.000
Phil Dickens	1958-64	7	20	41	2	.333	8	27	2	.243
John Pont	1965-72	8	31	51	1	.379	21	36	1	.371
Lee Corso	1973-82	10	41	68	2	.375	28	52	2	.354
Sam Wyche	1983	1	3	8	0	.272	2	7	0	.222
Bill Mallory	1984-96	13	69	77	3	.473	39	65	1	.376
Cam Cameron	1997-01	5	18	37	0	.327	12	28	0	.300
Gerry DiNardo	2002-04	3	8	27	0	.229	3	21	0	.125
Terry Hoepfner	2005-06	2	9	14	0	.391	4	12	0	.250
Bill Lynch	2007-10	4	19	30	0	.388	6	26	0	.188
Kevin Wilson	2011-	4	14	34	0	.292	6	26	0	.188

## MARYLAND

COACH	TENURE	YRS	OVERALL				BIG TEN			
			W	L	T	PCT.	W	L	T	PCT.
Will Skinner	1892	1	0	3	0	.000	-	-	-	-
Samuel Harding	1893	1	6	0	0	1.000	-	-	-	-
J.G. Bannon	1894	1	4	3	0	.571	-	-	-	-
Grenville Lewis	1896-97	2	8	6	2	.563	-	-	-	-
Frank Kenly	1898	1	2	5	1	.312	-	-	-	-
S.M. Cooke	1899	1	1	4	0	.200	-	-	-	-
F.H. Peters	1900	1	3	4	1	.438	-	-	-	-
Emmons Dunbar	1901	1	1	7	0	.125	-	-	-	-
D. John Markey	1902-04	3	12	13	4	.483	-	-	-	-
Fred Neilsen	1905-06	2	11	7	0	.611	-	-	-	-
Charles Melick	1907	1	3	6	0	.333	-	-	-	-
Bill Lang	1908	1	3	8	0	.273	-	-	-	-
Bill Lang & E. Larkin	1909	1	2	5	0	.286	-	-	-	-
Royal Alston	1910	1	4	3	1	.563	-	-	-	-
Charley Donnelly	1911	1	4	4	2	.500	-	-	-	-
H.C. "Curley" Byrd	1911-34	24	119	82	15	.586	-	-	-	-
Jack Faber	1935, 1940-41	3	12	13	4	.483	-	-	-	-
Frank Dobson	1936-39	4	18	21	0	.462	-	-	-	-
Clark Shaughnessy	1942, 1946	2	10	8	0	.556	-	-	-	-
Clarence Spears	1943-44	2	5	12	1	.306	-	-	-	-
Paul "Bear" Bryant	1945	1	6	2	1	.722	-	-	-	-
Jim Tatum	1947-55	9	73	15	4	.815	-	-	-	-
Tommy Mont	1956-58	3	11	18	1	.383	-	-	-	-
Tom Nugent	1959-65	7	36	34	0	.514	-	-	-	-
Lou Saban	1966	1	4	6	0	.400	-	-	-	-
Bob Ward	1967-68	2	2	17	0	.105	-	-	-	-
Roy Lester	1969-71	3	7	25	0	.291	-	-	-	-
Jerry Claiborne	1972-81	10	77	37	3	.671	-	-	-	-
Bobby Ross	1982-86	5	39	19	1	.669	-	-	-	-
Joe Krivak	1987-91	5	20	34	2	.375	-	-	-	-
Mark Duffner	1992-96	5	20	35	0	.367	-	-	-	-
Ron Vanderlinden	1997-00	4	15	29	0	.341	-	-	-	-
Ralph Friedgen	2001-10	10	75	50	0	.600	-	-	-	-
Randy Edsall	2011-	4	20	30	0	.400	4	4	0	.500

Maryland joined the Big Ten Conference in 2014.



# ALL COACHES RECORDS BY SCHOOL

## MICHIGAN

COACH	TENURE	OVERALL					BIG TEN			
		YRS	W	L	T	PCT.	W	L	T	PCT.
Mike Murphy, Frank Crawford	1891	1	4	5	0	.444	-	-	-	-
Frank Barbour	1892-93	2	14	18	0	.632	-	-	-	-
William McCauley	1894-95	2	17	2	1	.875	-	-	-	-
William Ward	1896	1	9	1	0	.900	2	1	0	.667
Gustave H. Ferbert	1897-99	3	24	3	1	.875	6	2	0	.750
Biff Lea	1900	1	7	2	1	.750	3	2	0	.600
Fielding Yost	1901-23, 1925-26	25	165	29	10	.833	42	10	2	.796
George Little	1924	1	6	2	0	.750	4	2	0	.667
Tad Wieman	1927-28	2	9	6	1	.593	5	5	0	.500
Harry Kipke	1929-37	9	46	26	4	.631	27	21	2	.560
Fritz Crisler	1938-47	10	71	16	3	.805	42	11	3	.777
Bennie Oosterbaan	1948-58	11	63	33	4	.650	44	23	4	.648
Bump Elliott	1959-68	10	51	42	2	.547	32	34	2	.485
Bo Schembechler	1969-89	21	194	48	5	.796	143	24	3	.850
Gary Moeller	1990-94	5	44	13	3	.758	30	8	2	.775
Lloyd Carr	1995-07	13	122	40	0	.753	81	23	0	.779
Rich Rodriguez	2008-10	3	15	22	0	.405	6	18	0	.250
Brady Hoke	2011-14	4	31	20	0	.608	18	14	0	.563

## MICHIGAN STATE

COACH	TENURE	OVERALL					BIG TEN			
		YRS	W	L	T	PCT.	W	L	T	PCT.
No Coach	1896	1	1	2	1	.375	-	-	-	-
Henry Keep	1897-98	2	8	5	1	.609	-	-	-	-
Charles Bemies	1899-00	2	3	7	1	.318	-	-	-	-
George Denman	1901-02	2	7	9	1	.441	-	-	-	-
Chester Brewer	1903-10, 1917, 1919	8	58	23	7	.716	-	-	-	-
John Macklin	1911-15	5	29	5	0	.853	-	-	-	-
Frank Sommers	1916	1	4	2	1	.642	-	-	-	-
George Gauthier	1918	1	4	3	0	.571	-	-	-	-
Potsy Clark	1920	1	4	6	0	.400	-	-	-	-
Albert Barron	1921-22	2	6	10	2	.389	-	-	-	-
Ralph Young	1923-27	5	18	22	1	.451	-	-	-	-
Harry Kipke	1928	1	3	4	1	.437	-	-	-	-
James Crowley	1929-32	4	22	8	3	.712	-	-	-	-
Charles Bachman	1933-46	13	70	34	10	.658	-	-	-	-
Biggie Munn	1947-53	7	54	9	2	.857	5	1	0	.833
Duffy Daugherty	1954-72	19	109	69	5	.609	72	50	3	.588
Dennis Stolz	1973-75	3	19	3	1	.591	14	9	1	.604
Darryl Rogers	1976-79	4	24	18	2	.568	19	12	1	.609
Muddy Waters	1980-82	3	10	23	0	.303	8	18	0	.308
George Perles	1983-94	12	68	67	4	.503	57	38	3	.597
Nick Saban	1995-99	5	34	24	1	.585	23	16	1	.588
Bobby Williams	2000-02	3	17	16	0	.515	6	15	0	.286
Morris Watts	2002	1	1	2	0	.333	1	2	0	.333
John L. Smith	2003-06	4	22	26	0	.458	12	20	0	.375
Mark Dantonio	2007-	8	75	31	0	.701	45	19	0	.703

Michigan State joined the Big Ten Conference in 1953.

## MINNESOTA

COACH	TENURE	OVERALL					BIG TEN			
		YRS	W	L	T	PCT.	W	L	T	PCT.
No Coach	1882	1	1	1	0	.500	-	-	-	-
Thomas Peebles	1883	1	1	2	0	.333	-	-	-	-
Fredrick Jones	1886-88	3	3	3	0	.500	-	-	-	-
D.W. McCord, Al McCord, Frank Heffelfinger, Billy Morse	1889	1	3	1	0	.750	-	-	-	-
Tom Eck	1890	1	5	1	1	.786	-	-	-	-
Dad Moulton	1891	1	3	1	1	.700	-	-	-	-
No Coach	1892	1	5	0	0	1.000	-	-	-	-
Wallie Winter	1893	1	6	0	0	1.000	-	-	-	-
Tom Cochran Jr.	1894	1	3	1	0	.750	-	-	-	-
Pudge Heffelfinger	1895	1	7	3	0	.700	-	-	-	-
Alex Jerrems	1896-97	2	12	6	0	.667	1	5	0	.167
Jack Minds	1898	1	4	5	0	.444	1	2	0	.333
John Harrison, Bill Leary	1899	1	6	3	2	.636	0	3	0	.000
Henry L. Williams	1900-21	22	136	33	11	.786	50	25	5	.656
William Spaulding	1922-24	3	11	7	4	.591	5	6	3	.464
Clarence Spears	1925-29	5	28	9	3	.738	13	7	2	.636
Fritz Crisler	1930-31	2	10	7	1	.583	4	5	0	.444
Bernie Bierman	1932-41, 1945-50	16	93	35	6	.716	57	28	6	.659
George Hauser	1942-44	3	15	11	1	.574	8	8	1	.500
Wes Fesler	1951-53	3	10	13	4	.444	7	8	4	.474
Murray Warmath	1954-71	18	87	78	7	.526	66	57	4	.535
Cal Stoll	1972-78	7	39	39	0	.500	27	29	0	.482
Joe Salem	1979-83	5	19	35	1	.355	12	32	1	.278
Lou Holtz	1984-85	2	10	12	0	.455	7	10	0	.412
John Gutekunst	1986-91	6+	29	36	2	.448	18	28	2	.396
Jim Wacker	1992-96	5	16	39	0	.291	8	32	0	.200
Glen Mason	1997-06	10	64	57	0	.529	32	48	0	.400
Tim Brewster	2007-10	3+	15	30	0	.333	6	21	0	.222
Jeff Horton	2010	1	2	3	0	.400	2	3	0	.400
Jerry Kill	2011-	4	25	26	0	.490	13	19	0	.406

## NEBRASKA

COACH	TENURE	OVERALL					BIG TEN			
		YRS	W	L	T	PCT.	W	L	T	PCT.
No Coach	1890-92	3	6	4	1	.590	-	-	-	-
Frank Crawford	1893-94	2	9	4	1	.679	-	-	-	-
Charles Thomas	1985	1	6	3	0	.667	-	-	-	-
E.N. Robinson	1896-97	2	11	4	1	.719	-	-	-	-
Fielding Yost	1898	1	8	3	0	.727	-	-	-	-
A.E. Branch	1899	1	1	7	1	.167	-	-	-	-
Walter C. Booth	1900-05	6	46	8	1	.845	-	-	-	-
Amos Foster	1906	1	6	4	0	.600	-	-	-	-
W.C. Cole	1907-10	4	25	8	3	.736	-	-	-	-
E.O. Stiehm	1911-15	5	35	2	3	.913	-	-	-	-
E.J. Stewart	1916-17	2	11	4	0	.733	-	-	-	-
W.G. Kline	1918	1	2	3	1	.417	-	-	-	-
Henry Schulte	1919-20	2	8	6	3	.559	-	-	-	-
Fred Dawson	1921-24	4	23	7	2	.750	-	-	-	-
E.E. Bearg	1925-28	4	23	7	3	.742	-	-	-	-
D.X. Bible	1929-36	8	50	15	7	.743	-	-	-	-
L. McC. Jones	1937-41	5	28	14	4	.652	-	-	-	-
Glenn Presnell	1942	1	3	7	0	.300	-	-	-	-
A.J. Lewandowski	1943-44	2	4	10	0	.286	-	-	-	-
George Clark	1945, 1948	2	6	13	0	.315	-	-	-	-
Bernie Masterson	1946-47	2	5	13	0	.278	-	-	-	-
Bill Glassford	1949-55	7	31	35	3	.471	-	-	-	-
Pete Elliott	1956	1	4	6	0	.400	-	-	-	-
Bill Jennings	1957-61	5	15	34	1	.310	-	-	-	-
Bob Devaney	1962-72	11	101	20	2	.829	-	-	-	-
Tom Osborne	1973-97	25	255	49	3	.836	-	-	-	-
Frank Solich	1998-03	6	58	19	0	.753	-	-	-	-
Bo Pelini	2003	1	1	0	0	1.000	-	-	-	-
Bill Callahan	2004-07	4	27	22	0	.551	-	-	-	-
Bo Pelini	2008-14	7	66	28	0	.702	22	10	0	.688
Barney Cotton	2014	1	0	1	0	.000	-	-	-	-

Nebraska joined the Big Ten Conference in 2011.

# ALL COACHES RECORDS BY SCHOOL

## NORTHWESTERN

COACH	TENURE	YRS	OVERALL				BIG TEN			
			W	L	T	PCT.	W	L	T	PCT.
No Coach	1892-90	9	9	6	1	.594	-	-	-	-
Knowlton Ames	1891-92	2	7	5	5	.559	-	-	-	-
Paul Noyes	1893	1	2	5	3	.350	-	-	-	-
A.A. Ewing	1894	1	4	5	0	.444	-	-	-	-
Alvin Culver	1895-96	2	12	6	2	.650	2	1	1	.625
Jesse Van Doozer	1897	1	5	3	0	.625	0	2	0	.000
W.H. Bannard	1898	1	9	4	0	.692	0	4	0	.000
C.M. Hollister	1899-02	4	27	16	4	.617	7	9	2	.444
Walter McCornack	1903-05	3	25	6	4	.771	2	4	2	.375
Alton Johnson	1908	1	2	2	0	.500	0	2	0	.000
Bill Horr	1909	1	1	3	1	.300	1	3	0	.250
C.E. Hammett	1910-12	3	6	10	2	.389	4	9	1	.321
Dennis Grady	1913	1	1	6	0	.143	0	6	0	.000
Fred Murphy	1914-18	5	16	16	1	.500	8	15	0	.348
Charles Bachman	1919	1	2	5	0	.286	1	4	0	.200
Elmer McDewitt	1920-21	2	4	10	0	.286	2	8	0	.200
G. Thistlethwaite	1922-26	5	21	17	1	.551	10	13	1	.438
Dick Hanley	1927-34	8	36	26	4	.578	22	19	2	.535
Lynn Waldorf	1935-46	12	49	45	7	.520	34	31	7	.521
Bob Voigts	1947-54	8	33	39	1	.459	18	32	0	.360
Lou Saban	1955	1	0	8	1	.056	0	6	1	.071
Ara Parseghian	1956-63	8	36	35	1	.507	21	31	1	.406
Alex Agase	1964-72	9	32	58	1	.357	26	40	1	.396
John Pont	1973-77	5	12	43	0	.218	10	31	0	.244
Rick Venturi	1978-80	3	1	31	1	.045	0	26	1	.019
Dennis Green	1981-85	5	10	45	0	.182	7	37	0	.159
Francis Peay	1986-91	6	13	51	2	.212	9	38	1	.198
Gary Barnett	1992-98	7	35	45	1	.438	23	33	0	.411
Randy Walker	1999-05	7	37	46	0	.446	24	32	0	.429
Pat Fitzgerald	2006-	9	60	53	0	.531	30	42	0	.417

## OHIO STATE

COACH	TENURE	YRS	OVERALL				BIG TEN			
			W	L	T	PCT.	W	L	T	PCT.
Alexander Lilley	1890-91	2	3	5	0	.600	-	-	-	-
Jack Ryder	1892-95,	5	22	22	2	.500	-	-	-	-
	1898									
Charles Hickey	1896	1	5	5	1	.500	-	-	-	-
David Edwards	1897	1	1	7	1	.167	-	-	-	-
John Eckstrom	1899-01	3	22	4	3	.810	-	-	-	-
Perry Hale	1902-03	2	14	5	2	.714	-	-	-	-
E.R. Sweetland	1904-05	2	14	7	2	.652	-	-	-	-
A.E. Hernstein	1906-09	4	28	10	1	.731	-	-	-	-
Howard Jones	1910	1	6	1	3	.750	-	-	-	-
Harry Vaughn	1911	1	5	3	2	.600	-	-	-	-
John Richards	1912	1	6	3	0	.667	-	-	-	-
John Wilce	1913-28	16	78	33	9	.688	37	30	4	.549
Sam Willaman	1929-33	5	26	10	5	.695	14	8	4	.615
Francis Schmidt	1934-40	7	39	16	1	.705	30	9	1	.763
Paul Brown	1941-43	3	18	8	1	.685	9	6	1	.594
Carroll Widdoes	1944-45	2	16	2	0	.889	11	2	0	.846
Paul Bixler	1946	1	4	3	2	.556	2	3	1	.417
Wesley Fesler	1947-50	4	21	13	3	.608	13	10	2	.560
Woody Hayes	1951-78	28	205	61	10	.761	153	37	7	.794
Earle Bruce	1979-87	9	81	26	1	.755	57	17	0	.770
John Cooper	1988-00	13	111	43	4	.715	70	30	4	.692
Jim Tressel*	2001-10	10	94	22	0	.810	59	14	0	.808
Luke Fickell	2011	1	6	7	0	.462	3	5	0	.375
Urban Meyer	2012-	3	38	3	0	.927	24	0	0	1.000

\* All Ohio State wins vacated from 2010 season

## PENN STATE

COACH	TENURE	YRS	OVERALL				BIG TEN			
			W	L	T	PCT.	W	L	T	PCT.
George Hoskins	1892-95	4	17	4	4	.826	-	-	-	-
Samuel Newton	1896-98	3	12	14	0	.462	-	-	-	-
Sam Boyle	1899	1	4	6	1	.409	-	-	-	-
Pop Golden	1900-02	3	16	12	1	.569	-	-	-	-
Dan Reed	1903	1	5	3	0	.625	-	-	-	-
Tom Fennell	1904-08	5	33	17	1	.657	-	-	-	-
Bill Hollenback	1909,	8	28	9	4	.732	-	-	-	-
	1911-14									
Jack Hollenback	1910	1	5	2	1	.688	-	-	-	-
Dick Harlow	1915-17	3	20	8	0	.714	-	-	-	-
Hugo Bezdek	1918-29	12	65	30	11	.665	-	-	-	-
Bob Higgins	1930-48	19	91	57	11	.607	-	-	-	-
Joe Bedenk	1949	1	5	4	0	.556	-	-	-	-
Rip Engle	1950-65	16	104	48	4	.679	-	-	-	-
Joe Paterno	1966-11	46	409	136	3	.749	95	54	0	.638
Tom Bradley	2011	1	1	3	0	.250	1	2	0	.333
Bill O'Brien	2012-13	2	15	9	0	.625	10	6	0	.625
James Franklin	2014-	1	7	6	0	.538	2	6	0	.250

Penn State joined the Big Ten Conference in 1993

## PURDUE

COACH	TENURE	YRS	OVERALL				BIG TEN			
			W	L	T	PCT.	W	L	T	PCT.
Albert Berg	1887	1	0	1	0	.000	-	-	-	-
G.A. Reisner	1889	1	2	1	0	.667	-	-	-	-
C.L. Hare	1890	1	3	3	0	.500	-	-	-	-
Knowlton Ames	1891-92	2	12	0	0	1.000	-	-	-	-
D.M. Balliet	1893-95,	4	22	10	2	.676	0	3	1	.125
	1901									
S.M. Hammond	1896	1	4	2	1	.643	0	2	1	.167
William Church	1897	1	5	3	1	.611	1	2	0	.333
Alpha P. Jamison	1898-00	3	11	11	1	.500	1	7	0	.125
C.M. Best	1902	1	7	2	1	.750	2	2	0	.500
Oliver Cutts	1903-04	2	13	5	0	.722	1	4	0	.200
A.E. Hernstein	1905	1	6	1	1	.813	1	1	1	.500
M.E. Witham	1906	1	0	5	0	.000	0	3	0	.000
L.C. Turner	1907	1	0	5	0	.000	0	3	0	.000
F. Speik	1908-09	2	6	8	0	.429	1	7	0	.125
M.H. Horr	1910-12	3	8	11	1	.425	3	9	1	.269
Andy L. Smith	1913-15	3	12	6	3	.643	6	5	2	.538
Cleo O'Donnell	1916-17	2	5	8	1	.393	0	8	1	.056
Butch Scanlon	1918-20	3	7	12	1	.375	1	7	0	.125
William H. Deitz	1921	1	1	6	0	.143	1	4	0	.200
James Phelan	1922-29	8	35	22	5	.605	14	17	4	.457
Noble Kizer	1930-36	7	42	13	3	.750	26	9	3	.724
Mal Elward	1937-41	5	16	18	6	.475	9	11	4	.458
Elmer Burnham	1942-43	2	10	8	0	.556	7	4	0	.636
Cecil Isbell	1944-46	3	14	14	1	.500	7	10	1	.417
Stuart Holcomb	1947-55	9	35	42	4	.457	25	26	2	.491
Jack Mollenkopf	1956-69	14	84	39	9	.670	57	32	5	.633
Bob DeMoss	1970-72	3	13	18	0	.419	11	12	0	.478
Alex Agase	1973-76	4	18	25	1	.420	15	17	0	.469
Jim Young	1977-81	5	38	19	1	.664	26	14	1	.646
Leon Burnett	1982-86	5	21	34	1	.384	17	25	1	.407
Fred Akers	1987-90	4	12	31	1	.284	9	23	0	.281
Jim Colletto	1991-96	6	21	42	3	.341	13	32	3	.302
Joe Tiller	1997-08	12	87	62	0	.584	53	43	0	.552
Danny Hope	2009-12	4	22	27	0	.449	13	19	0	.406
Patrick Higgins	2012	1	0	1	0	.000	0	0	0	.000
Darrell Hazell	2013-	2	4	20	0	.167	1	15	0	.063

# ALL COACHES RECORDS BY SCHOOL

## RUTGERS

COACH	TENURE	YRS	OVERALL				BIG TEN			
			W	L	T	PCT.	W	L	T	PCT.
William Reynolds	1891	1	8	6	0	.571	-	-	-	-
H.W. Ambruster	1895	1	3	4	0	.429	-	-	-	-
John Pendleton	1896-97	2	8	12	0	.400	-	-	-	-
William Van Dyck Jr.	1898-99	2	3	15	1	.184	-	-	-	-
Michael Daly	1900	1	4	4	0	.500	-	-	-	-
Arthur Robinson	1901	1	0	7	0	.000	-	-	-	-
Harry Van Hovenberg	1902	1	3	7	0	.300	-	-	-	-
Oliver Mann	1903, 1905	2	7	10	1	.417	-	-	-	-
A.E. Hitchner	1904	1	1	6	2	.167	-	-	-	-
F.H. Gorton	1906-07	2	8	7	3	.528	-	-	-	-
Joseph Smith	1908	1	3	5	1	.389	-	-	-	-
Herman Pritchard	1909	1	3	5	1	.389	-	-	-	-
Howard Gargan	1910-12	3	12	10	4	.538	-	-	-	-
George Sanford	1913-23	11	56	32	5	.629	-	-	-	-
John Wallace	1924-26	3	12	14	1	.463	-	-	-	-
Harry Rockafeller	1927-30, 1942-45	8	33	26	1	.558	-	-	-	-
J. Wilder Tasker	1931-37	7	31	27	5	.532	-	-	-	-
Harvey Harman	1938-41 1946-55	14	74	44	2	.625	-	-	-	-
John Steigman	1956-59	4	22	15	0	.595	-	-	-	-
John Bateman	1960-72	13	73	51	0	.589	-	-	-	-
Frank Burns	1973-83	11	78	43	1	.643	-	-	-	-
Dick Anderson	1984-89	6	27	34	4	.446	-	-	-	-
Doug Graber	1990-95	6	29	36	1	.447	-	-	-	-
Terry Shea	1996-00	5	11	44	0	.200	-	-	-	-
Greg Schiano	2001-11	11	68	67	0	.504	-	-	-	-
Kyle Flood	2012-	3	23	16	0	.590	3	5	0	.375

Rutgers joined the Big Ten Conference in 2014.

## WISCONSIN

COACH	TENURE	YRS	OVERALL				BIG TEN			
			W	L	T	PCT.	W	L	T	PCT.
Alvin Kletsch	1889	1	0	2	0	.000	-	-	-	-
Ted Mestre	1890	1	1	3	0	.250	-	-	-	-
Herb Alward	1891	1	3	1	1	.700	-	-	-	-
Frank Crawford	1892	1	4	3	0	.571	-	-	-	-
Parke Davis	1893	1	4	2	0	.667	-	-	-	-
H.O. Stickney	1894-95	2	10	4	1	.767	-	-	-	-
Phil King	1896-02, 1905	8	65	11	1	.851	17	8	1	.673
Art Kurtis	1903-04	2	11	6	1	.639	0	6	1	.071
C.P. Hutchins	1906-07	2	8	1	1	.850	6	1	1	.813
J.A. Barry	1908-10	3	9	4	3	.656	5	4	2	.545
J.R. Richards	1911, 1917, 1919-22	6	29	9	4	.738	17	9	3	.638
William Juneau	1912-15	4	18	8	2	.679	10	7	2	.579
Paul Withington	1916	1	4	2	1	.643	1	2	1	.375
Guy Lowman	1918	1	3	3	0	.500	1	2	0	.333
Jack Ryan	1923-24	2	5	6	4	.467	1	5	3	.278
George Little	1925-26	2	11	3	2	.750	6	3	2	.636
G. Thistlethwaite	1927-31	5	26	16	3	.611	10	14	2	.423
Clarence Spears	1932-35	4	13	17	2	.438	7	13	2	.364
Harry Stuhldreher	1936-48	13	45	62	6	.425	26	45	4	.373
Ivy Williamson	1949-55	7	41	19	4	.672	29	13	4	.674
Milt Bruhn	1956-66	11	52	45	6	.534	35	37	5	.487
John Coatta	1967-69	3	3	26	1	.117	3	17	1	.167
John Jardine	1970-77	8	37	47	3	.443	25	38	1	.398
Dave McClain	1978-85	8	46	42	3	.522	32	34	3	.486
Jim Hilles	1986	1	3	9	0	.250	2	6	0	.250
Don Morton	1987-89	3	6	27	0	.182	3	21	0	.125
Barry Alvarez	1990-05	16	118	73	4	.615	65	60	3	.520
Bret Bielema	2006-12	7	68	24	0	.739	37	19	0	.661
Barry Alvarez	2012	1	0	1	0	.000	0	0	0	.000
Gary Andersen	2013-14	2	20	7	0	.741	13	3	0	.813
Barry Alvarez	2014	1	1	0	0	1.000	-	-	-	-

# ALL-TIME COACHING RECORDS

## OVERALL RECORDS FOR COACHES IN BIG TEN FOR 10-PLUS YEARS

(record in all games played while a member of Big Ten; 10-year minimum)

Coach, Team	Seasons	Years	Won	Lost	Tied	PCT
+ Fielding Yost, MICH#	15	1901-06, '17-23, '25-26	113	13	3	.888
Jim Tressel, OSU *	10	2001-10	94	22	0	.810
+ Bo Schembechler, MICH	21	1969-89	194	48	5	.796
+ Henry Williams, MINN	22	1900-21	136	33	11	.786
+ Fritz Crisler, MINN-MICH	12	1930-31, '38-47	81	23	4	.769
+ Woody Hayes, OSU	28	1951-78	205	61	10	.761
+ Lloyd Carr, MICH	13	1995-2007	122	40	0	.753
+ Bernie Bierman, MINN	16	1932-41, '45-50	93	35	6	.716
+ John Cooper, OSU	13	1988-2000	111	43	4	.715
+ Joe Paterno, PSU#	19	1993-2011	162	69	0	.701
+ John Wilce, OSU	16	1913-28	78	33	9	.688
+ Jack Mollenkopf, PUR	14	1956-69	84	39	9	.670
+ Amos Alonzo Stagg, CHI#	37	1896-32	199	94	22	.667
+ Bennie Oosterbaan, MICH	11	1948-58	63	33	4	.650
+ Barry Alvarez, WIS	18	1990-2005, '12, '14	119	74	4	.614
+ Hayden Fry, IOWA	20	1979-98	143	89	6	.613
+ Robert Zuppke, ILL	29	1913-41	131	81	13	.611
+ Duffy Daugherty, MSU	19	1954-72	109	69	5	.609
Joe Tiller, PUR	12	1997-2008	87	62	0	.584
Glenn Thistlewaite, NU-WIS	10	1922-26, '27-31	47	33	4	.583
<b>Kirk Ferentz, IOWA</b>	<b>16</b>	<b>1999-Present</b>	<b>115</b>	<b>85</b>	<b>0</b>	<b>.575</b>
Bo McMillan, IND	14	1934-47	63	48	11	.561
+ Bump Elliott, MICH	10	1959-68	51	42	2	.547
George Perles, MSU	12	1983-94	73	61	4	.544
Milt Bruhn, WIS	11	1956-66	52	45	6	.534
Ray Elliott, ILL	18	1942-59	83	73	11	.530
Glen Mason, MINN	10	1997-2006	64	57	0	.529
Murray Warmath, MINN	18	1954-71	86	78	7	.528
+ Pappy Waldorf, NU	12	1935-46	49	45	7	.520
Bill Mallory, IND	13	1984-96	68	78	3	.466
John Pont, IND-NU	13	1965-77	98	121	5	.449
Harry Stuhldreher, WIS	13	1936-48	45	62	6	.425
+ Alex Agase, NU-PUR	13	1964-76	50	83	2	.378
Lee Corso, IND	10	1973-82	41	68	2	.378

# also coached at school while not a member of Big Ten  
**Bold indicates still active**

## CONFERENCE RECORDS FOR COACHES IN BIG TEN FOR 10-PLUS YEARS

(record in Big Ten games only; 10-year minimum)

Coach, Team	Seasons	Years	Won	Lost	Tied	PCT
Bo Schembechler, MICH	21	1969-89	143	24	3	.850
Jim Tressel, OSU*	10	2001-10	59	14	0	.808
Fielding Yost, MICH	15	1901-06, '17-23, '25-26	42	10	2	.796
Woody Hayes, OSU	28	1951-78	153	37	7	.794
Lloyd Carr, MICH	13	1995-2007	81	23	0	.779
Fritz Crisler, MICH	10	1938-47	42	11	3	.777
John Cooper, OSU	13	1988-2000	70	30	4	.692
Bernie Bierman, MINN	16	1932-41, '45-50	57	28	6	.659
Henry Williams, MINN	22	1900-21	50	25	5	.656
Bennie Oosterbaan, MICH	11	1948-58	44	23	4	.648
Hayden Fry, IOWA	20	1979-98	96	51	5	.648
Joe Paterno, PSU	19	1993-2011	95	54	0	.638
Jack Mollenkopf, PUR	14	1956-69	57	32	5	.633
Amos Alonzo Stagg, CHI	37	1896-1932	115	74	12	.602
George Perles, MSU	12	1983-94	57	38	3	.597
Duffy Daugherty, MSU	19	1954-72	72	50	3	.588
Joe Tiller, PUR	12	1997-2008	53	43	0	.552
J.W. Wilce, OSU	16	1913-28	37	30	4	.549
Murray Warmath, MINN	18	1954-71	66	57	4	.535
Bob Zuppke, ILL	29	1913-41	76	66	9	.533
<b>Kirk Ferentz, IOWA</b>	<b>16</b>	<b>1999-Present</b>	<b>68</b>	<b>60</b>	<b>0</b>	<b>.531</b>
Lynn Waldorf, NU	12	1935-46	34	31	7	.521
Barry Alvarez, WIS	16	1990-2005	65	60	3	.520
Bo McMillan, IND	14	1934-47	34	34	6	.500
Glen Mason, MINN	10	1997-2006	32	48	0	.400

**Bold indicates still active**

## MOST OVERALL WINS

(in all games played while a member of Big Ten)

Wins	Coach, School
205	Woody Hayes, OSU
199	Amos Alonzo Stagg, CHI
194	Bo Schembechler, MICH
162	Joe Paterno, PSU
143	Hayden Fry, IOWA
136	Henry Williams, MINN
131	Robert Zuppke, ILL
122	Lloyd Carr, MICH
119	Barry Alvarez, WIS
<b>115</b>	<b>Kirk Ferentz, IOWA</b>

## MOST BIG TEN WINS

Wins	Coach, School
153	Woody Hayes, OSU
143	Bo Schembechler, MICH
115	Amos Alonzo Stagg, CHI
96	Hayden Fry, IOWA
95	Joe Paterno, PSU
81	Lloyd Carr, MICH
76	Robert Zuppke, ILL
72	Duffy Daugherty, MSU
70	John Cooper, OSU
<b>68</b>	<b>Kirk Ferentz, IOWA</b>
66	George Perles, MSU
	Murray Warmath, MINN

## MOST BOWL WINS

(in all games played while a member of Big Ten)

Wins	Coach, School
10	Joe Paterno, PSU
9	Barry Alvarez, WIS
<b>6</b>	<b>Kirk Ferentz, IOWA</b>
	Hayden Fry, IOWA
	Lloyd Carr, MICH
5	Bo Schembechler, MICH
	Earle Bruce, OSU
	Woody Hayes, OSU
	Jim Tressel, OSU*

## MOST BIG TEN TITLES

Titles	Coach, School
13	Bo Schembechler, MICH
	Woody Hayes, OSU
10	Fielding Yost, MICH
8	Henry Williams, MINN
7	Amos Alonzo Stagg, CHI
	Bob Zuppke, ILL
	Bernie Bierman, MINN
6	Jim Tressel, OSU*
5	Lloyd Carr, MICH
4	Harry Kipke, MICH
	Earle Bruce, OSU
3	Multiple coaches, most recently Bret Bielema, WIS

**Bold indicates still active**

\* All Ohio State wins vacated from 2010 season



# INDIVIDUAL RECORDS - ALL GAMES

## TOTAL OFFENSE

### PLAYS

Game		
1. 98	Mike Kafka, NU vs. Auburn (20 run, 78 pass)	1/1/2010
2. 84	Drew Brees, PUR at WIS (1 run, 83 pass)	10/10/1998
3. 83	Kyle Orton, PUR vs. Washington State (9 run, 74 pass)	12/31/2001
4. 82	Drew Brees, PUR vs. WIS (18 run, 64 pass)	11/6/1999
5. 78	Brett Basanez, NU vs. UCLA (8 run, 70 pass)	12/30/2005
6. 76	Dave Wilson, ILL at OSU (7 run, 69 pass)	11/8/1980
	Sandy Schwab, NU vs. MICH (5 run, 71 pass)	10/23/1982
8. 75	Mike Hohensee, MINN vs. OSU (8 run, 67 pass)	11/7/1981
9. 74	Tim Schade, MINN at PSU (8 run, 66 pass)	9/4/1993
	Kyle Orton, PUR at WIS (19 run, 55 pass)	10/18/2003

### Season

1. 642	Mike Kafka, NU	2009
2. 638	Drew Brees, PUR	1998
3. 633	Drew Brees, PUR	1999
4. 622	Curtis Painter, PUR	2007
5. 610	Brett Basanez, NU	2005
6. 607	Drew Brees, PUR	2000
	C.J. Bachér, NU	2007
8. 606	Curtis Painter, PUR	2006
9. 595	Adam Weber, MINN	2007
10. 589	Kellen Lewis, IND	2007

### Career

1. 1,992	Adam Weber, MINN	2007-10
2. 1,975	Brett Basanez, NU	2002-05
3. 1,931	Drew Brees, PUR	1997-00
4. 1,917	Antwaan Randle El, IND	1998-01
5. 1,873	Curtis Painter, PUR	2005-08
6. 1,845	Nathan Scheelhaase, ILL	2010-13
7. 1,773	Juice Williams, ILL	2006-09
8. 1,614	Len Williams, NU	1990-93
9. 1,607	Kyle Orton, PUR	2001-04
10. 1,567	Chad Henne, MICH	2004-07

### YARDS GAINED

Game		
1. 585	Dave Wilson, ILL at OSU (-36 run, 621 pass)	11/8/1980
2. 584	Devin Gardner, MICH vs. IND (81 run, 503 pass)	10/19/2013
3. 562	Mike Kafka, NU vs. Auburn (30 run, 532 pass)	1/1/2010
4. 548	Brett Basanez, NU at Texas Christian (35 run, 513 pass)	9/2/2004
5. 540	Curtis Painter, PUR vs. Central Michigan (-6 run, 546 pass)	12/26/2007
6. 536	Tim Schade, MINN at PSU (58 run, 478 pass)	9/4/1993
7. 532	Zak Kustok, NU vs. Bowling Green (111 run, 421 pass)	11/17/2001
8. 530	Kyle Orton, PUR vs. IND (8 run, 522 pass)	11/20/2004
9. 525	C.J. Bachér, NU at MSU (5 run, 520 pass)	10/6/2007
10. 524	Drew Brees, PUR vs. MINN (2 run, 522 pass)	10/3/1998

### Season

1. 4,272	Denard Robinson, MICH	2010
2. 4,189	Drew Brees, PUR	2000
3. 4,176	Drew Brees, PUR	1998
4. 4,092	Curtis Painter, PUR	2006
5. 4,086	Drew Brees, PUR	1999
6. 4,045	Brett Basanez, NU	2005
7. 3,892	Juice Williams, ILL	2008
8. 3,890	Taylor Martinez, NEB	2012
9. 3,826	Curtis Painter, PUR	2007
10. 3,779	Kellen Lewis, IND	2007

### Career

1. 12,692	Drew Brees, PUR	1997-00
2. 11,790	Adam Weber, MINN	2007-10
3. 11,576	Brett Basanez, NU	2002-05
4. 11,511	Curtis Painter, PUR	2005-08
5. 11,364	Antwaan Randle El, IND	1998-01
6. 10,745	Denard Robinson, MICH	2009-12
7. 10,634	Nathan Scheelhaase, ILL	2010-13
8. 10,594	Juice Williams, ILL	2006-09
9. 10,254	Chuck Long, IOWA	1981-85
10. 10,233	Taylor Martinez, NEB#	2010-13

## ALL-PURPOSE

### PLAYS

Game (as of 1930)		
1. 57	Kent Kitzman, MINN vs. ILL (266 yds.)	11/12/1977
	Lorenzo White, MSU vs. IND (303 yds.)	11/4/1987
3. 54	Anthony Thompson, IND at WIS (416 yds.)	11/11/1989
	Sean Glover, IND at IOWA (233 yds.)	10/14/1995
5. 53	Lorenzo White, MSU at PUR (244 yds.)	10/26/1985
	Chris Perry, MICH at MSU (236 yds.)	11/1/2003
7. 51	Ricky Edwards, NU at IND (276 yds.)	9/24/1983
	Ron Dayne, WIS vs. MINN (304 yds.)	11/9/1996
	Michael Bennett, WIS vs. NU (320 yds.)	9/23/2000
10. 50	Le'Veon Bell, MSU vs. Boise State (265 yds.)	8/31/2012

### Season

1. 429	Javon Ringer, MSU	2008
2. 425	Lorenzo White, MSU	1985
3. 421	Le'Veon Bell, MSU	2012
4. 417	Darnell Autry, NU	1995
5. 411	Anthony Thompson, IND	1989
6. 404	Vaughn Dunbar, IND	1991
7. 401	Brian Calhoun, WIS	2005
8. 386	Keith Byars, OSU	1984
	Anthony Thompson, IND	1988
10. 383	Chris Perry, MICH	2003

### Career

1. 1,282	Anthony Thompson, IND	1986-89
2. 1,251	Ron Dayne, WIS	1996-99
3. 1,130	Lorenzo White, MSU	1984-87
4. 1,082	Mike Hart, MICH	2004-07
5. 1,043	Anthony Thomas, MICH	1997-00
6. 1,022	Damien Anderson, NU	1998-01
7. 1,009	Robert Holcombe, ILL	1994-97
8. 990	Darrell Thompson, MINN	1986-89
9. 983	Montee Ball, WIS	2009-12
10. 982	Archie Griffin, OSU	1972-75

### YARDS GAINED

Game		
1. 416	Anthony Thompson, IND at WIS	11/11/1989
2. 408	Melvin Gordon, WIS vs. NEB	11/15/2014
3. 402	Red Grange, ILL vs. MICH	10/18/1924
4. 397	Eric Allen, MSU at PUR	10/30/1971
5. 387	Ron Johnson, MICH vs. WIS	11/16/1968
6. 383	Bennie McRae, MICH vs. PUR	10/21/1961
7. 367	Thomas Lewis, IND at PSU	11/6/1993
8. 364	Jeremy Gallon, MICH vs. IND	10/19/2013
9. 363	Tandon Doss, IND vs. MICH	10/2/2010
10. 354	Keith Byars, OSU at PUR	10/6/1984

### Season

1. 2,740	Melvin Gordon, WIS	2014
2. 2,655	Larry Johnson, PSU	2002
3. 2,590	Devin Thomas, MSU	2007
4. 2,441	Keith Byars, OSU	1984
5. 2,388	Anthony Thompson, IND	1989
6. 2,344	Eddie George, OSU	1995
7. 2,330	Vaughn Dunbar, IND	1991
8. 2,272	Ameer Abdullah, NEB	2014
9. 2,242	Ron Dayne, WIS	1996
10. 2,229	Montee Ball, WIS	2011

### Career

1. 7,429	Ron Dayne, WIS	1996-99
2. 7,186	Ameer Abdullah, NEB	2011-14
3. 6,559	Archie Griffin, OSU	1972-75
4. 6,466	Anthony Thompson, IND	1986-89
5. 6,219	Dorien Bryant, PUR	2004-07
6. 6,201	Jamie Morris, MICH	1984-87
7. 6,000	Anthony Thomas, MICH	1997-00
8. 5,935	Montee Ball, WIS	2009-12
9. 5,852	Brandon Williams, WIS	2002-05
10. 5,799	Anthony Carter, MICH	1979-82

# INDIVIDUAL RECORDS - ALL GAMES

## RUSHING

### ATTEMPTS

Game		
1.	57	Kent Kitzmann, MINN at ILL (266 yds.) 11/12/1977
2.	56	Lorenzo White, MSU vs. IND (292 yds.) 11/4/1987
3.	53	Lorenzo White, MSU at PUR (244 yds.) 10/26/1985
4.	52	Anthony Thompson, IND at WIS (377 yds.) 11/11/1989
5.	51	Chris Perry, MICH at MSU (219 yds.) 11/1/2003
6.	50	Ron Dayne, WIS vs. MINN (247 yds.) 11/9/1996
7.	49	Lorenzo White, MSU vs. MINN (172 yds.) 11/2/1985
		Robert Holcombe, ILL vs. East Carolina (130 yds.) 9/23/1995
9.	48	Mike Adamle, NU vs. MINN (192 yds.) 11/7/1970
		Sean Glover, IND vs. IOWA (199 yds.) 10/14/1995
		Michael Bennett, WIS vs. NU (293 yds.) 9/23/2000

### Season

1.	419	Lorenzo White, MSU (2,066 yds.) 1985
2.	390	Javon Ringer, MSU (1,637 yds.) 2008
3.	387	Darnell Autry, NU (1,785 yds.) 1995
4.	382	Le'Veon Bell, MSU (1,793 yds.) 2012
5.	364	Vaughn Dunbar, IND (1,805 yds.) 1991
6.	358	Anthony Thompson, IND (1,793 yds.) 1989
7.	357	Lorenzo White, MSU (1,572 yds.) 1987
8.	356	Montee Ball, WIS (1,830 yds.) 2012
9.	355	Anthony Thompson, IND (1,686 yds.) 1988
10.	348	Brian Calhoun, WIS (1,636 yds.) 2005

### Career

1.	1,220	Ron Dayne, WIS (7,125 yds.) 1996-99
2.	1,161	Anthony Thompson, IND (5,299 yds.) 1986-89
3.	1,082	Lorenzo White, MSU (4,887 yds.) 1984-87
4.	1,015	Mike Hart, MICH (5,040 yds.) 2004-07
5.	953	Damien Anderson, NU (4,485 yds.) 1998-01
6.	943	Robert Holcombe, ILL (4,105 yds.) 1994-97
7.	936	Darrell Thompson, MINN (4,654 yds.) 1986-89
8.	924	Archie Griffin, OSU (5,589 yds.) 1972-75
		Anthony Thomas, MICH (4,472 yds.) 1997-00
		Montee Ball, WIS (5,140 yds.) 2009-12

### YARDS GAINED

Game		
1.	408	Melvin Gordon, WIS vs. NEB (25 att.) 11/15/2014
2.	377	Anthony Thompson, IND at WIS (52 att.) 11/11/1989
3.	350	Eric Allen, MSU at PUR (29 att.) 10/30/1971
4.	347	Ron Johnson, MICH vs. WIS (31 att.) 11/16/1968
5.	339	Ron Dayne, WIS at Hawaii (36 att.) 11/30/1996
6.	330	Mikel Leshoure, ILL at NU (33 att.) 11/20/2010
7.	327	Larry Johnson, PSU at IND (28 att.) 11/16/2002
8.	316	Mike Adamle, NU vs. WIS (40 att.) 10/18/1969
9.	315	Robert Holcombe, ILL at MINN (43 att.) 11/16/1996
10.	314	Eddie George, OSU vs. ILL (36 att.) 11/11/1995
		Tavian Banks, IOWA vs. Tulsa (29 att.) 9/13/1997

### Season

1.	2,587	Melvin Gordon, WIS (343 att.) 2014
2.	2,109	Ron Dayne, WIS (325 att.) 1996
3.	2,087	Larry Johnson, PSU (271 att.) 2002
4.	2,066	Lorenzo White, MSU (419 att.) 1985
5.	2,063	Damien Anderson, NU (311 att.) 2000
6.	2,036	Tevin Coleman, IND (270 att.) 2014
7.	2,034	Ron Dayne, WIS (337 att.) 1999
8.	1,927	Eddie George, OSU (328 att.) 1995
9.	1,923	Montee Ball, WIS (307 att.) 2011
10.	1,878	Ezekiel Elliott, OSU (273 att.) 2014

### Career

1.	7,125	Ron Dayne, WIS (1,220 att.) 1996-99
2.	5,589	Archie Griffin, OSU (924 att.) 1972-75
3.	5,299	Anthony Thompson, IND (1,161 att.) 1986-89
4.	5,140	Montee Ball, WIS (924 att.) 2009-12
5.	5,040	Mike Hart, MICH (1,015 att.) 2004-07
6.	4,915	Melvin Gordon, WIS (631 att.) 2012-14
7.	4,887	Lorenzo White, MSU (1,082 att.) 1984-87
8.	4,744	Ameer Abdullah, NEB (813 att.) 2011-14
9.	4,676	Anthony Davis, WIS (908 att.) 2001-04
10.	4,654	Darrell Thompson, MINN (936 att.) 1986-89

### LONGEST RUSHING PLAYS (in yards)

1.	98	Mickey Erehart, IND at IOWA 11/9/1912
		Darrell Thompson, MINN vs. MICH 11/7/1987
3.	96	Eddie Vincent, IOWA vs. PUR 11/6/1954
4.	95	Bill Swingle, NU vs. Boston College 9/30/1961
5.	94	Mike Pruitt, PUR at IOWA 11/2/1974
6.	93	Buddy Young, ILL at Great Lakes 9/20/1944
		Laurence Maroney, MINN vs. WIS 10/15/2005
		James White, WIS vs. IND 11/16/2013
9.	92	Royce Mix, IOWA vs. ILL 11/25/1972
		Butch Woolfolk, MICH vs. WIS 11/3/1979
		Taylor Martinez, NEB vs. UCLA 9/8/2012
		Bill Belton, PSU at IND 11/8/2014

### RUSHING TOUCHDOWNS

Game		
1.	8	Howard Griffith, ILL vs. Southern Illinois 9/22/1990
2.	6	Blake Ezor, MSU vs. NU 11/18/1989
		Levron Williams, IND at WIS 10/6/2001
4.	5	Red Grange, ILL vs. MICH 10/18/1924
		Ron Johnson, MICH vs. WIS 11/16/1968
		Mike Northington, PUR at IOWA 11/3/1973
		Billy Marek, WIS vs. MINN 11/23/1974
		Pete Johnson, OSU vs. North Carolina 9/27/1975
		Keith Byars, OSU vs. ILL 10/13/1984
		Anthony Thompson, IND vs. NU 10/7/1989
		Ki-Jana Carter, PSU vs. MSU 11/26/1994
		Anthony Davis, WIS vs. MINN 11/23/2002
		Brian Calhoun, WIS vs. Bowling Green 9/3/2005
		Brian Calhoun, WIS at ILL 10/29/2005
		Javon Ringer, MSU vs. Eastern Michigan 9/6/2008
		Melvin Gordon, WIS vs. Bowling Green 9/20/2014

### Season

1.	33	Montee Ball, WIS 2011
2.	29	Melvin Gordon, WIS 2014
3.	26	Anthony Thompson, IND 1988
		Ki-Jana Carter, PSU 1994
5.	25	Pete Johnson, OSU 1975
6.	24	Anthony Thompson, IND 1989
		Eddie George, OSU 1995
8.	23	Damien Anderson, NU 2000
9.	22	Keith Byars, OSU 1984
		Brian Calhoun, WIS 2005
		Javon Ringer, MSU 2008
		Montee Ball, WIS 2012
		Jeremy Langford, MSU 2014

### Career

1.	77	Montee Ball, WIS 2009-12
2.	71	Ron Dayne, WIS 1996-99
3.	68	Anthony Thompson, IND 1986-89
4.	56	Pete Johnson, OSU 1973-76
5.	55	Anthony Thomas, MICH 1997-00
6.	48	Kory Sheets, PUR 2005-08
7.	47	Tyrone Wheatley, MICH 1991-94
8.	46	Keith Byars, OSU 1982-85
9.	45	James White, WIS 2010-13
		Melvin Gordon, WIS 2012-14

### YARDS GAINED (quarterbacks only)

Game		
1.	258	Denard Robinson, MICH at Notre Dame 9/11/2010
2.	235	Denard Robinson, MICH at PUR 10/6/2012
3.	218	Denard Robinson, MICH vs. Air Force 9/8/2012
4.	217	Mike Kafka, NU at MINN 11/1/2008
		Denard Robinson, MICH at IND 10/2/2010
6.	213	Gary Danielson, PUR vs. Washington 9/23/1972
7.	210	Antwaan Randle El, IND vs. MINN 10/21/2000
8.	209	Antwaan Randle El, IND at ILL 11/4/2000
9.	205	Taylor Martinez, NEB at MSU 11/3/2012
10.	200	Denard Robinson, MICH vs. San Diego State 9/24/2011

# INDIVIDUAL RECORDS - ALL GAMES

## RUSHING, cont.

Season			
1.	1,702	Denard Robinson, MICH	2010
2.	1,271	Braxton Miller, OSU	2012
3.	1,270	Antwaan Randle El, IND	2000
4.	1,266	Denard Robinson, MICH	2012
5.	1,176	Denard Robinson, MICH	2011
6.	1,068	Braxton Miller, OSU	2013
7.	1,019	Taylor Martinez, NEB	2012
8.	966	MarQueis Gray, MINN	2011
9.	964	Antwaan Randle El, IND	2001
10.	938	J.T. Barrett, OSU	2014

Career			
1.	4,495	Denard Robinson, MICH	2009-12
2.	3,895	Antwaan Randle El, IND	1998-01
3.	3,054	Braxton Miller, OSU	2011-present
4.	2,975	Taylor Martinez, NEB#	2010-13
5.	2,557	Juice Williams, ILL	2006-09
6.	2,180	Kain Colter, NU	2010-13
7.	2,176	Rick Leach, MICH	1975-78
8.	2,150	Rickey Foggie, MINN	1984-87
9.	2,080	Cornelius Greene, OSU	1972-75
10.	2,066	Nathan Scheelhaase, ILL	2010-13

## PASSING

ATTEMPTS			
Game			
1.	83	Drew Brees, PUR at WIS (55 comp.)	10/10/1998
2.	78	Mike Kafka, NU vs. Auburn (47 comp.)	1/1/2010
3.	74	Kyle Orton, PUR vs. Washington State (38 comp.)	12/31/2001
4.	71	Sandy Schwab, NU vs. MICH (45 comp.)	10/23/1982
5.	70	Brett Basanez, NU vs. UCLA (38 comp.)	12/30/2005
6.	69	Dave Wilson, ILL at OSU (43 comp.)	11/6/1980
7.	67	Mike Hohensee, MINN at OSU (37 comp.)	9/26/1981
8.	66	Jack Trudeau, ILL at PUR (39 comp.)	10/12/1985
		Tim Schade, MINN at PSU (34 comp.)	9/4/1993
10.	65	Drew Brees, PUR vs. OSU (39 comp.)	10/28/2000

Season			
1.	569	Drew Brees, PUR (361 comp.)	1998
		Curtis Painter, PUR (356 comp.)	2007
3.	554	Drew Brees, PUR (337 comp.)	1999
4.	530	Curtis Painter, PUR (315 comp.)	2006
5.	521	C.J. Bachér, NU (318 comp.)	2007
6.	512	Drew Brees, PUR (309 comp.)	2000
7.	505	Tony Eason, ILL (313 comp.)	1982
8.	501	Jack Trudeau, ILL (322 comp.)	1985
9.	497	Brett Basanez, NU (314 comp.)	2005
10.	492	Mike Kafka, NU (319 comp.)	2009

Career			
1.	1,678	Drew Brees, PUR (1,026 comp.)	1997-00
2.	1,648	Curtis Painter, PUR (987 comp.)	2005-08
3.	1,594	Adam Weber, MINN (909 comp.)	2007-10
4.	1,584	Brett Basanez, NU (913 comp.)	2002-05
5.	1,387	Chad Henne, MICH (828 comp.)	2004-07
6.	1,366	John Navarre, MICH (765 comp.)	2000-03
7.	1,336	Kyle Orton, PUR (786 comp.)	2001-04
8.	1,309	Mark Herrmann, PUR (772 comp.)	1977-80
9.	1,264	Kurt Kittner, ILL (682 comp.)	1998-01
10.	1,245	Jack Trudeau, ILL (797 comp.)	1981-85
		Gary Nova, RU# (689 comp.)	2011-14

## COMPLETIONS

Game			
1.	55	Drew Brees, PUR at WIS (83 att.)	10/10/1998
2.	47	Mike Kafka, NU vs. Auburn (78 att.)	1/1/2010
3.	45	Sandy Schwab, NU vs. MICH (71 att.)	10/23/1982
		Ben Chappell, IND vs. MICH (64 att.)	10/2/2010
5.	44	Chuck Hartlieb, IOWA at IND (60 att.)	10/29/1988
6.	43	Dave Wilson, ILL at OSU (69 att.)	11/6/1980
7.	41	C.J. Bachér, NU vs. MINN (58 att.)	10/13/2007
8.	40	Drew Brees, PUR vs. MSU (57 att.)	10/10/1999
9.	39	Jack Trudeau, ILL at PUR (66 att.)	10/12/1985
		Drew Brees, PUR at PSU (58 att.)	10/17/1998
		Drew Brees, PUR vs. OSU (65 att.)	10/28/2000
		Brett Basanez, NU at Texas Christian (62 att.)	9/2/2004
		Joey Elliott, PUR vs. MSU (55 att.)	11/14/2009

Season			
1.	361	Drew Brees, PUR (569 att.)	1998
2.	356	Curtis Painter, PUR (569 att.)	2007
3.	337	Drew Brees, PUR (554 att.)	1999
4.	322	Jack Trudeau, ILL (501 att.)	1985
5.	319	Mike Kafka, NU (492 att.)	2009
6.	318	C.J. Bachér, NU (521 att.)	2007
7.	315	Curtis Painter, PUR (530 att.)	2006
8.	314	Brett Basanez, NU (497 att.)	2005
9.	313	Tony Eason, ILL (505 att.)	1982
10.	309	Drew Brees, PUR (512 att.)	2000

Career			
1.	1,026	Drew Brees, PUR (1,678 att.)	1997-00
2.	987	Curtis Painter, PUR (1,648 att.)	2005-08
3.	913	Brett Basanez, NU (1,584 att.)	2002-05
4.	909	Adam Weber, MINN (1,594 att.)	2007-10
5.	828	Chad Henne, MICH (1,387 att.)	2004-07
6.	797	Jack Trudeau, ILL (1,245 att.)	1981-85
7.	786	Kyle Orton, PUR (1,336 att.)	2001-04
8.	782	Chuck Long, IOWA (1,203 att.)	1981-85
9.	775	Nathan Scheelhaase, ILL (1,231 att.)	2010-13
10.	772	Mark Herrmann, PUR (1,309 att.)	1977-80

## YARDS GAINED

Game			
1.	621	Dave Wilson, ILL at OSU (43-69)	11/8/1980
2.	558	Chuck Hartlieb, IOWA at IND (44-60)	10/29/1988
3.	546	Curtis Painter, PUR vs. Central Michigan (35-54)	12/26/2007
4.	532	Mike Kafka, NU vs. Auburn (47-78)	1/1/2010
5.	522	Drew Brees, PUR vs. MINN (31-36)	10/3/1998
		Kyle Orton, PUR vs. IND (33-54)	11/20/2004
7.	520	C.J. Bachér, NU at MSU (38-48)	10/6/2007
8.	516	Scott Campbell, PUR vs. OSU (31-52)	10/31/1981
9.	513	Brett Basanez, NU at Texas Christian (39-62)	9/2/2004
10.	509	Drew Brees, PUR vs. MSU (40-57)	10/16/1999

Season			
1.	3,985	Curtis Painter, PUR (315-530)	2006
2.	3,983	Drew Brees, PUR (361-569)	1998
3.	3,909	Drew Brees, PUR (337-554)	1999
4.	3,846	Curtis Painter, PUR (356-569)	2007
5.	3,671	Tony Eason, ILL (313-505)	1982
6.	3,668	Drew Brees, PUR (309-512)	2000
7.	3,656	C.J. Bachér, NU (318-521)	2007
8.	3,651	Jim Everett, PUR (285-450)	1985
9.	3,622	Brett Basanez, NU (314-497)	2005
10.	3,430	Mike Kafka, NU (319-492)	2009

Career			
1.	11,792	Drew Brees, PUR (1026-1,678)	1997-00
2.	11,163	Curtis Painter, PUR (987-1,648)	2005-08
3.	10,917	Adam Weber, MINN (909-1,594)	2007-10
4.	10,580	Brett Basanez, NU (913-1,584)	2002-05
5.	10,461	Chuck Long, IOWA (782-1,203)	1981-85
6.	9,946	Mark Herrmann, PUR (772-1,309)	1977-80
7.	9,715	Chad Henne, MICH (828-1,387)	2004-07
8.	9,337	Kyle Orton, PUR (786-1,336)	2001-04
9.	9,258	Gary Nova, RU# (689-1,245)	2011-14
10.	9,254	John Navarre, MICH (765-1,366)	2000-03

# INDIVIDUAL RECORDS - ALL GAMES

## PASSING, CONT.

### COMPLETION PERCENTAGE

#### Game (minimum 10 completions)

1.	1.000	Tate Forcier, MICH vs. Bowling Green (12-12)	9/25/2010
		Kain Colter, NU vs. OSU (12-12)	10/5/2013
		Brad Banks, IOWA vs. NU (10-10)	11/9/2002
		Kain Colter, NU at MINN (10-10)	10/13/2012
5.	.944	Darrell Bevell, WIS vs. NU (17-18)	10/9/1993
6.	.941	Russell Wilson, WIS vs. MINN (16-17)	11/12/2011
7.	.938	Connor Cook, MSU at ILL (15-16)	10/26/2013
8.	.933	Scott Tolzien, WIS at MICH (14-15)	11/20/2010
9.	.929	Taylor Martinez, NEB vs. Arkansas State (13-14)	9/15/2012
		Devin Gardner, MICH vs. Appalachian State (13-14)	8/29/2014

#### Season (minimum 100 completions)

1.	.735	Dan Persa, NU (222-302)	2010
2.	.734	Dan Persa, NU (218-297)	2011
3.	.729	Scott Tolzien, WIS (194-266)	2010
4.	.728	Russell Wilson, WIS (225-309)	2011
5.	.678	Darrell Bevell, WIS (187-276)	1993
6.	.673	Dave Yarema, MSU (200-297)	1986
7.	.671	Chuck Long, IOWA (216-322)	1984
8.	.670	Chuck Long, IOWA (260-338)	1985
9.	.669	Kirk Cousins, MSU (226-338)	2010
10.	.667	Drew Stanton, MSU (236-354)	2005
		Kerry Collins, PSU (176-264)	1994
		Nathan Scheelhaase, ILL (287-430)	2013

#### Career (minimum 300 completions)

1.	.727	Dan Persa, NU (460-633)	2009-11
2.	.681	Scott Tolzien, WIS (410-602)	2008-10
3.	.650	Chuck Long, IOWA (782-1,203)	1981-85
4.	.643	Todd Collins, MICH (457-711)	1991-94
5.	.642	Drew Stanton, MSU (543-846)	2003-06
6.	.641	Mike Kafka, NU (408-637)	2006-09
	.641	Kirk Cousins, MSU (723-1,128)	2008-11
8.	.640	Jack Trudeau, ILL (797-1,245)	1981-85
9.	.638	Chuck Hartlieb, IOWA (512-802)	1986-88
10.	.630	Nathan Scheelaase, ILL (775-1,231)	2010-13

### LONGEST PASSING PLAYS (in yards)

1.	99	John Paci to Thomas Lewis, IND at PSU	11/6/1993
		Drew Brees to Vinny Sutherland, PUR vs. NU	9/25/1999
		Jim Sorgi to Lee Evans, WIS vs. Akron	9/6/2003
		Tommy Armstrong to Quincy Enunwa, NEB vs. Georgia	1/1/2014
5.	97	Kyle Orton to Taylor Stubblefield, PUR at Notre Dame	10/2/2004
		Ryan Mallett to Mario Manningham, MICH at WIS	11/10/2007
7.	96	Asad Abdul-Khaliq to Jared Ellerson, MINN at NU	10/4/2003
8.	95	Len Dawson to Erich Barnes, PUR vs. NU	11/12/1955
		Chuck Hartlieb to Quinn Early, IOWA at NU	11/7/1987
		Brad Banks to Dallas Clark, IOWA vs. PUR	10/5/2002

### PASSING EFFICIENCY

#### Game (minimum 10 completions)

1.	403.4	Tim Clifford, IND at Colorado	9/26/1980
2.	364.8	Brad Banks, IOWA vs. NU	11/9/2002
3.	352.6	Connor Cook, MSU vs. Jacksonville State	8/29/2014
4.	339.5	John Borton, OSU vs. Washington State	10/18/1952
5.	326.6	Tony Curcillo, OSU vs. IOWA	10/27/1951
6.	311.8	Asad Abdul-Khaliq, MINN at NU	10/4/2003
7.	308.9	Tom O'Connell, ILL vs. Washington	10/11/1952
8.	306.1	Bryan Cupito, MINN vs. Toledo	9/4/2004
9.	302.3	Kyle McCann, IOWA vs. MINN	11/17/2001
10.	301.0	Kerry Collins, PSU vs. Rutgers	9/24/1994
		Matt Sherman, IOWA vs. New Mexico State	9/30/1995

### Season (minimum 100 completions)

1.	191.8	Russell Wilson, WIS	2011
2.	175.3	Bob Chappuis, MICH	1947
3.	172.8	Kerry Collins, PSU	1994
4.	169.8	J.T. Barrett, OSU	2014
5.	166.4	Jeff Smoker, MSU	2001
6.	165.9	Scott Tolzien, WIS	2010
7.	163.7	Jim Harbaugh, MICH	1985
8.	163.4	Bobby Hoying, OSU	1995
9.	162.7	Troy Smith, OSU	2005
10.	162.3	Asad Abdul-Khaliq, MINN	2003

### Career (minimum 300 completions)

1.	157.1	Troy Smith, OSU	2003-06
2.	155.0	Dan Persa, NU	2009-11
3.	153.2	Scott Tolzien, WIS	2008-10
4.	151.0	Joe Germaine, OSU	1996-98
5.	148.1	Elvis Grbac, MICH	1989-92
6.	146.7	Braxton Miller, OSU	2011-present
7.	146.1	Kirk Cousins, MSU	2008-11
8.	145.6	Jim Harbaugh, MICH	1983-86
9.	145.0	Todd Collins, MICH	1991-94
10.	143.8	Kerry Collins, PSU	1993-94

### TOUCHDOWN PASSES

#### Game

1.	7	Chuck Hartlieb, IOWA at NU	11/7/1987
2.	6	Bob Hoernschmeyer, IND at Nebraska	10/10/1943
		Dave Wilson, ILL at OSU	11/8/1981
		Chuck Long, IOWA vs. Texas	12/26/1984
		Chuck Long, IOWA at NU	10/26/1985
		Scott Eckers, MINN vs. PUR	10/9/1993
		Drew Brees, PUR vs. MINN	10/3/1998
		Drew Brees, PUR at NU	11/7/1998
		Kyle Orton, PUR vs. IND	11/20/2004
		Curtis Painter, PUR vs. Eastern Illinois	9/8/2007
		Kenny Guiton, OSU vs. Florida A&M	9/21/2013
		Tre Roberson, IND vs. PUR	11/30/2013
		J.T. Barrett, OSU vs. Kent State	9/13/2014

#### Season

1.	39	Drew Brees, PUR	1998
2.	34	J.T. Barrett, OSU	2014
3.	33	Russell Wilson, WIS	2011
4.	31	Kyle Orton, PUR	2004
5.	30	Troy Smith, OSU	2006
6.	29	Bobby Hoying, OSU	1995
		Curtis Painter, PUR	2007
8.	28	Kellen Lewis, IND	2007
9.	27	Chuck Long, IOWA	1985
		Kurt Kittner, ILL	2001

#### Career

1.	90	Drew Brees, PUR	1997-00
2.	87	Chad Henne, MICH	2004-07
3.	74	Chuck Long, IOWA	1981-85
4.	73	Gary Nova, RU#	2011-14
5.	72	John Navarre, MICH	2000-03
		Adam Weber, MINN	2007-10
7.	71	Mark Herrmann, PUR	1977-80
		Elvis Grbac, MICH	1989-92
9.	70	Kurt Kittner, ILL	1998-01
10.	67	Curtis Painter, PUR	2005-08



# INDIVIDUAL RECORDS - ALL GAMES

## RECEIVING

### CATCHES

Game			
1.	21	Chris Daniels, PUR vs. MSU (301 yds.)	10/16/1999
2.	18	Randall Lane, PUR at WIS (178 yds.)	10/10/1998
3.	17	Jon Harvey, NU vs. MICH (208 yds.)	10/23/1982
4.	16	David Williams, ILL at PUR (164 yds.)	10/12/1985
		Jason Spear, IND vs. PUR (147 yds.)	11/22/1997
		Taylor Stubblefield, PUR vs. Bowling Green (139 yds.)	9/6/2003
		Taylor Stubblefield, PUR at WIS (130 yds.)	10/18/2003
		Dorien Bryant, PUR vs. NU (153 yds.)	10/15/2005
		Zeke Markshausen, NU vs. MSU (111 yds.)	10/17/2009
10.	15	Todd Jenkins, NU vs. PUR (189 yds.)	10/16/1982
		Rodney Carter, PUR at OSU (190 yds.)	10/19/1985
		Marquise Walker, MICH at Washington (159 yds.)	9/8/2001
		Marquise Walker, MICH vs. OSU (160 yds.)	11/24/2001
		Taylor Stubblefield, PUR at IOWA (153 yds.)	11/6/2004
		Keith Smith, PUR vs. MSU (152 yds.)	11/14/2009
		Tandon Doss, IND vs. MICH (221 yds.)	10/2/2010

### Season

1.	121	Chris Daniels, PUR (1,236 yds.)	1999
2.	101	David Williams, ILL (1,278 yds.)	1984
3.	98	Rodney Carter, PUR (1,099 yds.)	1985
4.	97	Braylon Edwards, MICH (1,330 yds.)	2004
		Allen Robinson, PSU (1,432 yds.)	2013
6.	94	Richard Buchanan, NU (1,115 yds.)	1989
7.	92	David Williams, ILL (1,156 yds.)	1985
8.	91	Keith Smith, PUR (1,100 yds.)	2009
		Zeke Markshausen, NU (858 yds.)	2009
10.	90	A.J. Jenkins, ILL (1,276 yds.)	2011

### Career

1.	325	Taylor Stubblefield, PUR (3,629 yds.)	2001-04
2.	292	Dorien Bryant, PUR (3,548 yds.)	2004-07
3.	266	John Standeford, PUR (3,788 yds.)	2000-03
4.	262	David Williams, ILL (3,392 yds.)	1983-85
5.	252	Braylon Edwards, MICH (3,541 yds.)	2001-04
6.	227	Eric Decker, MINN (3,119 yds.)	2006-09
7.	218	B.J. Cunningham, MSU (3,086 yds.)	2008-11
8.	210	D'Wayne Bates, NU (3,310 yds.)	1995-98
9.	204	Tim Stratton, PUR (2,088 yds.)	1998-01
10.	203	Greg Orton, PUR (2,356 yds.)	2005-08

### YARDS GAINED

Game			
1.	369	Jeremy Gallon, MICH vs. IND (14 cat.)	10/19/2013
2.	301	Chris Daniels, PUR vs. MSU (21 cat.)	10/16/1999
3.	285	Thomas Lewis, IND at PSU (12 cat.)	11/6/1993
4.	270	Charles Rogers, MSU vs. Fresno St. (10 cat.)	12/31/2001
5.	268	A.J. Jenkins, ILL vs. NU (12 cat.)	10/1/2011
6.	258	Tyrone Browning, IND vs. Western Mich. (13 cat.)	9/12/1998
		Lee Evans, WIS vs. MSU (10 cat.)	11/15/2003
8.	256	Nate Lundy, IND at Colorado (5 cat.)	9/27/1980
		Quinn Early, IOWA at NU (10 cat.)	11/7/1987
10.	255	Plaxico Burress, MSU vs. MICH (10 cat.)	10/8/1999

### Season

1.	1,545	Lee Evans, WIS (75 cat.)	2001
2.	1,470	Charles Rogers, MSU (67 cat.)	2001
3.	1,435	David Boston, OSU (85 cat.)	1998
4.	1,432	Allen Robinson, PSU (97 cat.)	2013
5.	1,411	Terry Glenn, OSU (64 cat.)	1995
6.	1,373	Jeremy Gallon, MICH (89 cat.)	2013
7.	1,351	Charles Rogers, MSU (68 cat.)	2002
8.	1,330	Braylon Edwards, MICH (97 cat.)	2004
9.	1,315	Marvin McNutt, IOWA (82 cat.)	2011
10.	1,307	John Standeford, PUR (75 cat.)	2002

### Career

1.	3,788	John Standeford, PUR (266 cat.)	2000-03
2.	3,629	Taylor Stubblefield, PUR (325 cat.)	2001-04
3.	3,548	Dorien Bryant, PUR (292 cat.)	2004-07
4.	3,541	Braylon Edwards, MICH (252 cat.)	2001-04
5.	3,468	Lee Evans, WIS (175 cat.)	1999-03
6.	3,392	David Williams, ILL (262 cat.)	1983-85
7.	3,310	D'Wayne Bates, NU (210 cat.)	1995-98
8.	3,140	Jared Abbrederis, WIS (202 cat.)	2010-13
9.	3,119	Eric Decker, MINN (227 cat.)	2006-09
10.	3,076	Anthony Carter, MICH (161 cat.)	1979-82

### TOUCHDOWNS

Game			
1.	5	Omar Douglas, MINN vs. PUR	10/9/1993
		Lee Evans, WIS vs. MSU	11/15/2003
3.	4	Bob Grimes, OSU vs. Washington State	10/18/1952
		Reggie Arnold, PUR vs. IOWA	10/22/1977
		Quinn Early, IOWA at NU	11/7/1987
		Derrick Alexander, MICH vs. MINN	10/24/1992
		Bobby Engram, PSU vs. MINN	9/4/1993
		Terry Glenn, OSU vs. Pittsburgh	9/23/1995
		Jonathan Orr, WIS at NU	10/8/2005
		Ed Hinkel, IOWA vs. MINN	11/19/2005
		Logan Payne, MINN vs. Temple	9/16/2006
		James Hardy, IND vs. MSU	10/28/2006
		Dane Sanzenbacher, OSU vs. Eastern Michigan	9/25/2010
		Drake Dunsmore, NU vs. IND	10/29/2011

### Season

1.	19	Desmond Howard, MICH	1991
2.	17	Terry Glenn, OSU	1995
3.	16	Taylor Stubblefield, PUR	2004
		James Hardy, IND	2007
5.	15	Braylon Edwards, MICH	2004
6.	14	Anthony Carter, MICH	1980
		Bobby Engram, PSU	1993
		David Boston, OSU	1997
		David Terrell, MICH	2000
		Charles Rogers, MSU	2001
		Braylon Edwards, MICH	2003

### Career

1.	39	Braylon Edwards, MICH	2001-04
2.	37	Anthony Carter, MICH	1979-82
3.	36	James Hardy, IND	2005-07
4.	34	David Boston, OSU	1996-98
5.	32	Desmond Howard, MICH	1989-91
6.	31	Bobby Engram, PSU#	1991-95
		Brian Alford, PUR	1994-97
		Ron Johnson, MINN	1998-01
9.	30	Jade Butcher, IND	1967-69
		Devin Smith, OSU	2011-14

# INDIVIDUAL RECORDS - ALL GAMES

## SCORING

### POINTS

Game			
1. 48	Howard Griffith, ILL vs. Southern Illinois (8 TD)	9/22/1990	
2. 43	Elmer Oliphant, PUR vs. Rose Poly (5 TD, 13 XP)	11/17/1912	
3. 36	Blake Ezor, MSU vs. NU (6 TD)	11/18/1989	
	Levron Williams, IND at WIS (6 TD)	10/6/2001	
5. 32	Anthony Thompson, IND vs. NU (5 TD, 1 2XP)	10/7/1989	
6. 30	Red Grange, ILL vs. MICH (5 TD)	10/18/1924	
	Ron Johnson, MICH vs. WIS (5 TD)	11/16/1968	
	Mike Northington, PUR vs. IOWA (5 TD)	11/3/1973	
	Billy Marek, WIS vs. MINN (5 TD)	11/23/1974	
	Pete Johnson, OSU vs. North Carolina (5 TD)	9/27/1975	
	Keith Byars, OSU vs. ILL (5 TD)	10/13/1984	
	Omar Douglas, MINN vs. PUR (5 TD)	10/9/1993	
	Mike Alstott, PUR at MINN (5 TD)	10/9/1993	
	Ki-Jana Carter, PSU vs. MSU (5 TD)	11/26/1994	
	Anthony Davis, WIS vs. MINN (5 TD)	11/23/2002	
	Lee Evans, WIS vs. MSU (5 TD)	11/15/2003	
	Brian Calhoun, WIS vs. Bowling Green (5 TD)	9/3/2005	
	Brian Calhoun, WIS at ILL (5 TD)	10/29/2005	
	P.J. Hill, WIS vs. The Citadel (5 TD)	9/15/2007	
	Javon Ringer, MSU vs. Eastern Michigan (5 TD)	9/6/2008	
	Mikel Leshoure, ILL at MICH (5 TD)	11/6/2010	
	Carlos Hyde, OSU at ILL (5 TD)	11/16/2013	
	Melvin Gordon, WIS vs. Bowling Green (5 TD)	9/20/2014	

### Season

1. 236	Montee Ball, WIS (39 TD, 1 2XP)	2011
2. 192	Melvin Gordon, WIS (32 TD)	2014
3. 156	Pete Johnson, OSU (26 TD)	1975
	Anthony Thompson, IND (26 TD)	1988
	Ki-Jana Carter, PSU (26 TD)	1994
6. 154	Anthony Thompson, IND (25 TD, 2 2XP)	1989
7. 152	Eddie George, OSU (25 TD, 1 2XP)	1995
8. 144	Keith Byars, OSU (24 TD)	1984
	Brian Calhoun, WIS (24 TD)	2005
10. 140	Larry Johnson, PSU (23 TD, 1 2XP)	2002

### Career

1. 500	Montee Ball, WIS (83 TD, 1 2XP)	2009-12
2. 426	Ron Dayne, WIS (71 TD)	1996-99
3. 425	Kevin Kelly, PSU (78 FG, 183 PAT, 1 TD, 1 2XP)	2005-08
4. 412	Anthony Thompson, IND (68 TD, 2 2XP)	1986-89
5. 384	Philip Welch, WIS (59 FG, 207 PAT)	2008-11
6. 377	Brett Swenson, MSU (71 FG, 164 PAT)	2006-09
7. 373	Nate Kaeding, IOWA (67 FG, 166 PAT, 1 TD)	2000-03
8. 367	Dan Nystrom, MINN (71 FG, 154 PAT)	1999-02
9. 356	Mike Nugent, OSU (72 FG, 140 PAT)	2001-04
10. 355	Travis Dorsch, PUR (68 FG, 151 PAT)	1998-01

### TOUCHDOWNS

Game			
1. 8	Howard Griffith, ILL vs. Southern Illinois	9/22/1990	
2. 6	Blake Ezor, MSU vs. NU	11/18/1989	
	Levron Williams, IND at WIS	10/6/2001	
4. 5	Elmer Oliphant, PUR vs. Rose Poly	11/17/1912	
	Red Grange, ILL vs. MICH	10/18/1924	
	Ron Johnson, MICH vs. WIS	11/16/1968	
	Mike Northington, PUR at IOWA	11/3/1973	
	Billy Marek, WIS vs. MINN	11/23/1974	
	Pete Johnson, OSU vs. North Carolina	9/27/1975	
	Keith Byars, OSU vs. ILL	10/13/1984	
	Anthony Thompson, IND vs. NU	10/7/1989	
	Omar Douglas, MINN vs. PUR	10/9/1993	
	Mike Alstott, PUR at MINN	10/9/1993	
	Ki-Jana Carter, PSU vs. MSU	11/26/1994	
	Anthony Davis, WIS vs. MINN	11/23/2002	
	Lee Evans, WIS vs. MSU	11/15/2003	
	Brian Calhoun, WIS vs. Bowling Green	9/3/2005	
	Brian Calhoun, WIS at ILL	10/29/2005	
	P.J. Hill, WIS vs. The Citadel	9/15/2007	
	Javon Ringer, MSU vs. Eastern Michigan	9/6/2008	
	Mikel Leshoure, ILL at MICH	11/6/2010	
	Carlos Hyde, OSU at ILL	11/16/2013	
	Melvin Gordon, WIS vs. Bowling Green	9/20/2014	

### Season

1. 39	Montee Ball, WIS	2011
2. 32	Melvin Gordon, WIS	2014
3. 26	Pete Johnson, OSU	1975
	Anthony Thompson, IND	1988
	Ki-Jana Carter, PSU	1994
6. 25	Anthony Thompson, IND	1989
	Eddie George, OSU	1995
8. 24	Keith Byars, OSU	1984
	Brian Calhoun, WIS	2005
10. 23	Desmond Howard, MICH	1991
	Damien Anderson, NU	2000
	Larry Johnson, PSU	2002

### Career

1. 83	Montee Ball, WIS	2009-12
2. 71	Ron Dayne, WIS	1996-99
3. 68	Anthony Thompson, IND	1986-89
4. 58	Pete Johnson, OSU	1973-76
5. 56	Anthony Thomas, MICH	1997-00
6. 54	Tyrone Wheatley, MICH	1991-94
	Kory Sheets, PUR	2005-08
8. 50	Keith Byars, OSU	1982-85
9. 49	Melvin Gordon, WIS	2012-14
10. 48	James White, WIS	2010-13
	Ameer Abdullah, NEB	2011-14

### KICKING POINTS

Game			
1. 35	E.C. Robertson, PUR vs. Rose Poly	10/27/1900	
2. 18	Rick Anderson, PUR vs. MSU	10/25/1980	
	John Langeloh, MSU vs. WIS	11/19/1988	
	Devin Barclay, OSU vs. Miami (Fla.)	9/11/2010	
5. 17	Vlade Janakievski, OSU vs. MINN	9/20/1980	
	Bob Atha, OSU vs. IND	10/24/1981	
	Chris Richardson, ILL at IOWA	10/16/1993	
	Paul Edinger, MSU vs. NU	10/31/1998	
	Dan Nystrom, MINN vs. Arkansas	12/30/2002	
	Kyle Schlicher, IOWA at MINN	11/13/2004	
	Joel Howells, NU vs. PSU	9/24/2005	
	K.C. Lopata, MICH at MINN	11/8/2008	
	Philip Welch, WIS vs. IND	11/13/2010	

### Season

1. 128	Sean Nuernberger, OSU	2014
2. 122	Devin Barclay, OSU	2010
3. 120	Nate Kaeding, IOWA	2002
	Mike Nugent, OSU	2002
	Kevin Kelly, PSU	2008
6. 119	Brett Maher, NEB	2012
7. 118	Philip Welch, WIS	2010
8. 116	Rafael Gaglionone, WIS	2014
9. 115	Derek Dimke, ILL	2010
10. 114	Michael Geiger, MSU	2014

### Career

1. 417	Kevin Kelly, PSU	2005-08
2. 384	Philip Welch, WIS	2008-11
3. 377	Brett Swenson, MSU	2006-09
4. 367	Dan Nystrom, MINN	1999-02
	Nate Kaeding, IOWA	2000-03
6. 356	Mike Nugent, OSU	2001-04
7. 355	Travis Dorsch, PUR	1998-01
8. 354	Garrett Rivas, MICH	2003-06
9. 342	Dan Stultz, OSU	1997-00
10. 334	Dave Rayner, MSU	2001-04

# INDIVIDUAL RECORDS - ALL GAMES

## SCORING, cont.

### FIELD GOALS MADE

Game			
1.	7	E.C. Robertson, PUR vs. Rose Poly	10/27/1900
2.	5	Walter Eckersall, CHI at ILL	11/19/1905
		Dan Beaver, ILL vs. PUR	10/10/1973
		Rick Anderson, PUR vs. MSU	10/25/1980
		Bob Atha, OSU vs. IND	10/24/1981
		Mike Bass, ILL at WIS	10/23/1982
		Chris White, ILL vs. WIS	10/6/1984
		Mike Gillette, MICH vs. MINN	11/5/1988
		John Langeloh, MSU vs. WIS	11/19/1988
		Doug Higgins, ILL vs. MSU	10/20/1990
		J.D. Carlson, MICH vs. ILL	11/10/1990
		Adam Bailey, MINN vs. PSU	10/18/1997
		Paul Edinger, MSU vs. NU	10/31/1998
		Paul Edinger, MSU vs. OSU	11/7/1998
		Travis Forney, PSU vs. MSU	11/28/1998
		Dan Nystrom, MINN vs. Arkansas	12/30/2002
		Mike Nugent, OSU at North Carolina State	9/18/2004
		Kyle Schlicher, IOWA at MINN	11/13/2004
		Josh Huston, OSU vs. Texas	9/10/2005
		Joel Howells, NU vs. PSU	9/24/2005
		K.C. Lopata, MICH at MINN	11/8/2008
		Devin Barclay, OSU vs. Miami (Fla.)	9/11/2010
		Collin Wagner, PSU vs. Temple	9/25/2010
		Jeff Budzien, NU vs. Boston College	9/15/2012

### Season

1.	25	Remy Hamilton, MICH	1994
		Dan Nystrom, MINN	2000
		Mike Nugent, OSU	2002
		Ben Jones, PUR	2003
5.	24	Mike Bass, ILL	1982
		Chris White, ILL	1984
		Mike Nugent, OSU	2004
		Derek Dimke, ILL	2010
		Sam Ficken, PSU	2014
10.	23	Dan Conroy, MSU	2012
		Jeff Budzien, NU	2013

### Career

1.	78	Kevin Kelly, PSU	2005-08
2.	72	Mike Nugent, OSU	2001-04
3.	71	Dan Nystrom, MINN	1999-02
		Brett Swenson, MSU	2006-09
5.	68	Travis Dorsch, PUR	1998-01
6.	67	Nate Kaeding, IOWA	2000-03
7.	65	Todd Gregoire, WIS	1984-87
8.	64	Garrett Rivas, MICH	2003-06
9.	63	Remy Hamilton, MICH	1993-96
10.	62	Dave Rayner, MSU	2001-04

### CONSECUTIVE FIELD GOALS MADE

1.	24	Mike Nugent, OSU	2001-02
		Brad Craddock, MD#	2013-14
3.	22	Nate Kaeding, IOWA	2001-02
4.	17	Jeff Budzien, NU	2013
5.	16	Dan Nystrom, MINN	2002
6.	15	Vlade Janakievski, OSU	1979-80
		Brett Swenson, MSU	2008
		Sam Ficken, PSU	2012-13
9.	14	Remy Hamilton, MICH	1996
		Vitaly Pisetsky, WIS	1999
		Dan Nystrom, MINN	1999-00
		Dan Conroy, MSU	2009-10
		Rafael Gaglianone, WIS	2014-present

### LONGEST FIELD GOAL (in yards)

1.	63	Morten Andersen, MSU at OSU (soccer style)	9/19/1981
2.	62	Pat O'Dea, WIS vs. NU (drop kick)	10/14/1899
		Chip Lohmiller, MINN vs. IOWA (SS)	11/22/1986
4.	61	Ralf Mojsiejenko, MSU at ILL (SS)	9/11/1982
5.	60	Pat O'Dea, WIS at MINN (DK)	11/18/1899
		John Hall, WIS vs. MINN (SS)	11/11/1995
7.	59	Tom Skladany, OSU at ILL (place kick)	11/8/1975
		Ralf Mojsiejenko, MSU at PUR (SS)	10/1/1983
		Carson Wiggs, PUR vs. Toledo (SS)	9/5/2009
10.	58	Tim Douglas, IOWA at ILL (SS)	9/26/1998
		Griffin Oakes, IND vs. MD (SS)	9/27/2014

### KICKED EXTRA POINTS

Game			
1.	13	Elmer Oliphant, PUR vs. Rose Poly (13 att.)	11/17/1912
2.	11	Philip Welch, WIS vs. IND (11 att.)	11/13/2010
3.	10	Eber Simpson, WIS vs. Lawrence (11 att.)	10/2/1915
		Vic Janowicz, OSU vs. IOWA (11 att.)	10/28/1950
		Ali Haji-Shiekh, MICH vs ILL (10 att.)	11/7/1981
		John Langeloh, MSU vs. NU (11 att.)	11/18/1989
		Devin Barclay, OSU vs. Eastern Michigan (10 att.)	9/25/2010
		Philip Welch, WIS vs. NU (10 att.)	11/27/2010
		Brett Maher, NEB vs. Idaho State (10 att.)	9/22/2012
		Mitch Ewald, IND vs. Indiana State (10 att.)	8/29/2013
		Michael Geiger, MSU vs. Eastern Michigan (10 att.)	9/20/2014

### Season

1.	89	Sean Nuernberger, OSU	2014
2.	77	Drew Basil, OSU	2013
3.	72	Michael Geiger, MSU	2014
4.	67	Philip Welch, WIS	2010
5.	66	Brett Conway, PSU	1994
6.	62	Devin Barclay, OSU	2010
7.	60	Kevin Kelly, PSU	2008
8.	59	Rhys Lloyd, MINN	2003
		Brett Maher, NEB	2012
		Drew Brown, NEB	2014
		Rafael Galionone, WIS	2014

### Career

1.	207	Philip Welch, WIS	2008-11
2.	183	Kevin Kelly, PSU	2005-08
3.	177	Rich Spangler, OSU	1982-85
4.	172	Vlade Janakievski, OSU	1977-80
5.	169	Drew Basil, OSU	2010-13
6.	166	Nate Kaeding, IOWA	2000-03
7.	165	Dan Stultz, OSU	1997-00
8.	164	Brett Swenson, MSU	2006-09
9.	162	Garrett Rivas, MICH	2003-06
10.	161	Mitch Ewald, IND	2010-13

### CONSECUTIVE PAT MADE

1.	141	Brendan Gibbons, MICH	2010-13
2.	136	Jeff Budzien, NU	2010-13
3.	126	J.D. Carlson, MICH	1989-91
4.	119	Brett Conway, PSU	1994-96
5.	111	Chris Summers, PUR	2006-08
6.	107	Pete Stoyanovich, IND	1986-88
7.	102	Drew Basil, OSU	2012-13
8.	100	Mitch Ewald, IND	2010-13
9.	98	Derek Dimke, ILL	2009-11
10.	89	Sean Nuernberger, OSU	2014-present

# INDIVIDUAL RECORDS - ALL GAMES

## PUNTING

### NUMBER

Game	Player	Team	Yards	Date
1. 24	Chuck Ortmann	MICH at OSU (723 yds.)	11/25/1950	
2. 21	Vic Janowicz	OSU vs. MICH (685 yds.)	11/25/1950	
3. 18	Les Linberg	ILL vs. Army (692 yds.)	11/3/1934	
4. 16	Nike Kinnick	IOWA vs. Notre Dame (731 yds.)	11/11/1939	
5. 15	Ralph Ehni	ILL at Southern California (635 yds.)	10/14/1939	
6. 14	Florian Helinski	IND at WIS (520 yds.)	11/3/1951	
7. 13	Charles Bareither	ILL vs. Missouri (494 yds.)	9/28/1968	
	Walter Bowser	MINN at MSU (497 yds.)	11/15/1969	
	Mark Zellmer	IND vs. OSU (524 yds.)	10/16/1971	
	Paul Blanchard	MINN vs. Nebraska (494 yds.)	9/17/1983	
	Brett Larsen	ILL vs. Arizona (551 yds.)	9/16/1995	
	Steve Fitts	ILL vs. PSU (482 yds.)	10/30/1999	

### Season

1. 86	Ryan Donahue	IOWA (3,533 yds.)	2007
2. 85	Terry Masar	ILL (3,255 yds.)	1971
	Dave Holsclaw	IOWA (3,107 yds.)	1978
4. 84	J.J. Standring	NU (3,404 yds.)	1999
	Nathan Renfro	MD (3,487 yds.)	2014
6. 82	B.J. Sander	OSU (3,553 yds.)	2003
7. 81	Brett Larsen	ILL (3,306 yds.)	1995
8. 80	Terry Simmons	MINN (2,637 yds.)	1977
	Zoltan Mesko	MICH (3,436 yds.)	2008
	Drew Meyer	WIS (3,323 yds.)	2012

### Career

1. 305	J.J. Standring	NU (12,639 yds.)	1998-01
2. 279	Ralf Mojsiejenko	MSU (12,220 yds.)	1981-84
3. 273	Shawn McCarthy	PUR (11,246 yds.)	1986-89
4. 272	Jason Baker	IOWA (11,304 yds.)	1997-00
	Tyson Beattie	IND (11,173 yds.)	2002-05
6. 268	Mike Sadler	MSU (11,307 yds.)	2011-14
7. 261	John Kidd	NU (10,916 yds.)	1980-83
8. 260	Aaron Bates	MSU (10,907 yds.)	2007-10
9. 256	Steve Fitts	ILL (10,671 yds.)	1998-01
10. 255	Shawn Carpenter	NU (9,532 yds.)	1984-87

### YARDS

Game	Player	Team	Yards	Date
1. 731	Nile Kinnick	IOWA vs. Notre Dame (16 punts)	11/11/1939	
2. 723	Chuck Ortmann	MICH at OSU (24 punts)	11/25/1950	
3. 692	Les Lindberg	ILL vs. Army (18 punts)	11/3/1934	
4. 685	Vic Janowicz	OSU vs. MICH (21 punts)	11/25/1980	
5. 635	Ralph Ehni	ILL at Southern Calif. (15 punts)	10/14/1939	
6. 551	Brett Larsen	ILL vs. Arizona (13 punts)	9/16/1995	
	Zoltan Mesko	MICH vs. OSU (12 punts)	11/17/2007	
8. 524	Mark Zellmer	IND vs. OSU (13 punts)	10/16/1971	
9. 520	Florian Helinski	IND at WIS (14 punts)	11/3/1951	
10. 516	Dave Strong	ILL at IOWA (12 punts)	10/17/1936	

### Season

1. 3,553	B.J. Sander	OSU (82 punts)	2003
2. 3,533	Ryan Donahue	IOWA (86 punts)	2007
3. 3,487	Nathan Renfro	MD (84 punts)	2014
4. 3,436	Zoltan Mesko	MICH (80 punts)	2008
5. 3,434	Ralf Mojsiejenko	MSU (77 punts)	1982
6. 3,422	Mike Sadler	MSU (79 punts)	2012
7. 3,404	J.J. Standring	NU (84 punts)	1999
8. 3,397	Ralf Mojsiejenko	MSU (76 punts)	1984
9. 3,388	Justin DuVernois	ILL (77 punts)	2014
10. 3,323	Drew Meyer	WIS (80 punts)	2012

### Career

1. 12,639	J.J. Standring	NU (305 punts)	1998-01
2. 12,220	Ralf Mojsiejenko	MSU (279 punts)	1981-84
3. 11,307	Mike Sadler	MSU (268 punts)	2011-14
4. 11,304	Jason Baker	IOWA (272 punts)	1997-00
5. 11,246	Shawn McCarthy	PUR (273 punts)	1986-89
6. 11,173	Tyson Beattie	IND (272 punts)	2002-05
7. 10,916	John Kidd	NU (261 punts)	1980-83
8. 10,907	Aaron Bates	MSU (260 punts)	2007-10
9. 10,703	Zoltan Mesko	MICH (252 punts)	2006-09
10. 10,671	Steve Fitts	ILL (256 punts)	1998-01

### AVERAGE

Game (minimum 4 punts)	Player	Team	Average	Date
1. 59.2	Mike Sadler	MSU vs. IND (4 for 237 yds.)	10/12/2013	
2. 57.3	Fred Morrison	OSU at WIS (4 for 229 yds.)	10/22/1949	
3. 57.0	Cameron Johnston	OSU at ILL (6 for 342 yds.)	11/16/2013	
4. 56.6	Paul Burton	NU at Air Force (5 for 283 yds.)	9/17/1994	
	Paul Burton	NU vs. IND (5 for 283 yds.)	9/30/1995	
6. 55.8	Reggie Roby	IOWA vs. Nebraska (5 for 279 yds.)	9/12/1981	
	Ralf Mojsiejenko	MSU vs. Army (4 for 223 yds.)	12/22/1984	
8. 55.6	Adam Kelly	MINN vs. NU (7 for 389 yds.)	10/20/1984	
9. 55.4	Mike Sadler	MSU vs. OSU (5 for 277 yds.)	9/29/2012	
10. 55.3	Brandon Fields	MSU vs. Central Michigan (6 for 332 yds.)	9/11/2004	

### Season (minimum 40 punts)

1. 49.8	Reggie Roby	IOWA (48 punts)	1981
2. 48.1	Travis Dorsch	PUR (53 punts)	2001
3. 47.9	Brandon Fields	MSU (50 punts)	2004
4. 47.2	Reggie Roby	IOWA (56 punts)	1982
5. 47.1	Tom Tupa	OSU (45 punts)	1984
6. 47.0	Tom Tupa	OSU (63 punts)	1987
7. 46.8	Tom Skladany	OSU (41 punts)	1975
8. 46.4	Brandon Fields	MSU (62 punts)	2003
9. 46.2	Ray Stachowicz	MSU (71 punts)	1980
	Adam Kelly	MINN (59 punts)	1984

### Career (minimum 100 punts)

1. 45.5	Reggie Roby	IOWA (180 punts)	1979-82
2. 45.2	Greg Montgomery	MSU (184 punts)	1985-87
3. 45.0	Andy Groom	OSU (109 punts)	2001-02
	Brandon Fields	MSU (209 punts)	2003-06
5. 44.7	Tom Tupa	OSU (214 punts)	1984-87
6. 44.3	Peter Mortell	MINN (129 punts)	2012-present
7. 43.6	Ralf Mojsiejenko	MSU (279 punts)	1981-84
8. 43.5	Adam Kelly	MINN (109 punts)	1984-85
	Kevin Stemke	WIS (245 punts)	1997-00
	Steve Weatherford	ILL (193 punts)	2002-05

### LONGEST PUNT (in yards)

1. 110	Pat O'Dea	WIS at NU (field 110 yards long)	10/25/1897
2. 100	Pat O'Dea	WIS at Yale	10/21/1899
3. 96	George O'Brien	WIS at IOWA	10/18/1952
4. 92	Dick Crayne	IOWA at IND	11/3/1934
5. 90	Steve Toth	NU vs. WIS	11/3/1934
	Jim Bakken	WIS vs. NU	11/11/1961
	Paul Burton	NU vs. IND	9/30/1995
8. 88	Ollie Olson	NU at ILL	10/15/1932
	Dike Eddleman	ILL vs. IOWA	11/6/1948
	Dave Baldrige	MINN vs. Utah	9/23/1967



# INDIVIDUAL RECORDS - ALL GAMES

## PUNT RETURNS

### NUMBER

Game		
1. 12	Bill Lane, WIS vs. IND (87 yds.)	11/3/1951
2. 9	Nile Kinnick, IOWA vs. IND (201 yds.)	10/7/1939
	Tom Campana, OSU at IND (76 yds.)	10/16/1971
	Bruce Branch, PSU vs. ILL (103 yds.)	10/30/1999
	Danny Upchurch, MINN vs. Buffalo (83 yds.)	9/21/2002
	Ziehl Kavanaght, MSU vs. Western Michigan (64 yds.)	8/30/2003
	Calvin Lowry, PSU vs. Kent State (41 yds.)	9/20/2003
	Steve Breaston, MICH vs. WIS (116 yds.)	9/23/2006
9. 8	Steve Porter, IND vs. WIS (175 yds.)	10/24/1970
	Neal Colzie, OSU vs. MICH (170 yds.)	11/10/1973
	Brian Carpenter, MICH vs. Notre Dame (41 yds.)	9/19/1981
	Thomas Lewis, IND vs. Virginia Tech (58 yds.)	12/31/1993
	Keith Jackson, WIS vs. IND (84 yds.)	9/24/1994
	Ken-Yon Rambo, OSU vs. PSU (54 yds.)	10/3/1998
	Ken-Yon Rambo, OSU vs. ILL (66 yds.)	10/10/1998
	Eugene Wilson, ILL vs. San Diego State (109 yds.)	9/11/1999
	Julius Curry, MICH vs. Utah (105 yds.)	9/21/2002

### Season

1. 47	David Boston, OSU (392 yds.)	1997
	Anthony Chambers, PUR (499 yds.)	2003
3. 45	Thomas Lewis, IND (342 yds.)	1993
	Steve Breaston, MICH (619 yds.)	2003
5. 42	Bill Hillenbrand, IND (561 yds.)	1941
6. 41	Bruce Branch, PSU (446 yds.)	1998
	Bruce Branch, PSU (464 yds.)	1999
	Bryant Johnson, PSU (528 yds.)	2002
9. 40	Neal Colzie, OSU (679 yds.)	1973
	Garcia Lane, OSU (411 yds.)	1982
	Danny Upchurch, MINN (287 yds.)	2002
	Ramon Ochoa, IOWA (495 yds.)	2003

### Career

1. 127	Steve Breaston, MICH (1,599 yds.)	2003-06
2. 124	Peter Marciano, IOWA (759 yds.)	1986-89
3. 109	Bruce Branch, PSU (1,171 yds.)	1998-01
4. 105	Jim Leonhard, WIS (1,347 yds.)	2001-04
5. 98	David Boston, OSU (959 yds.)	1996-98
6. 96	Brian Musso, NU (1,075 yds.)	1994-97
7. 93	Eugene Wilson, ILL (896 yds.)	1999-02
8. 90	Tim Wilbur, IND (721 yds.)	1978-82
	Darryl Usher, ILL (756 yds.)	1985-87
10. 89	Garcia Lane, OSU (895 yds.)	1981-83

### YARDS

Game		
1. 201	Nile Kinnick, IOWA vs. IND (9 ret.)	10/7/1939
2. 184	Kevonte Martin-Manley, IOWA vs. W. Michigan (4 ret.)	9/21/2013
3. 175	Steve Porter, IND vs. WIS (8 ret.)	10/24/1970
4. 170	Neal Colzie, OSU vs. MSU (8 ret.)	11/10/1973
5. 166	Tom Campana, OSU at MICH (5 ret.)	11/20/1971
6. 161	Garcia Lane, OSU vs. PUR (6 ret.)	10/8/1983
7. 158	Earl Girard, WIS at IOWA (3 ret.)	11/8/1947
8. 153	Greg Johnson, WIS vs. Northern Illinois (7 ret.)	9/11/1971
9. 150	De'Mornay Pierson-El, NEB at Fresno State (5 ret.)	9/12/2014
10. 149	Anthony Chambers, PUR vs. PSU (5 ret.)	10/11/2003

### Season

1. 679	Neal Colzie, OSU (40 ret.)	1973
2. 635	Bob Hoernschemeyer, IND (29 ret.)	1943
3. 619	Steve Breaston, MICH (45 ret.)	2003
4. 596	De'Mornay Pierson-El, NEB (34 ret.)	2014
5. 561	Bill Hillenbrand, IND (42 ret.)	1941
6. 547	Pug Rentner, NU (NA)	1931
7. 528	Bryant Johnson, PSU (41 ret.)	2002
8. 513	Nate Clements, OSU (39 ret.)	2000
9. 499	Anthony Chambers, PUR (47 ret.)	2003
10. 495	Ramon Ochoa, IOWA (40 ret.)	2003

### Career

1. 1,599	Steve Breaston, MICH (127 ret.)	2003-06
2. 1,347	Jim Leonhard, WIS (105 ret.)	2001-04
3. 1,171	Bruce Branch, PSU (109 ret.)	1998-01
4. 1,102	Tim Dwight, IOWA (76 ret.)	1994-97
5. 1,088	Gari Scott, MSU (84 ret.)	1996-99
6. 1,075	Brian Musso, NU (96 ret.)	1994-97
7. 1,042	Bill Hillenbrand, IND (65 ret.)	1941-42
8. 1,007	Nick Davis, WIS (83 ret.)	1998-01
9. 959	David Boston, OSU (98 ret.)	1996-98
10. 904	Anthony Carter, MICH (81 ret.)	1979-82

### AVERAGE PER RETURN

Game (minimum 3)		
1. 52.7	Earl Girard, WIS vs. IOWA (3-158)	11/8/1947
2. 46.0	Kevonte Martin-Manley, IOWA vs. W. Michigan (4-184)	9/21/2013
3. 44.7	De'Mornay Pierson-El, NEB at IOWA (3-124)	11/28/2014
4. 43.7	Nate Clements, OSU at PUR (3-131)	10/28/2000
5. 40.7	Jim Dewar, IND vs. Butler (3-122)	9/26/1942
6. 40.3	Lee Gissendan, NU at Stanford (3-121)	9/19/1992
7. 39.0	Al Brenner, MSU at ILL (3-117)	10/1/1966
8. 38.7	Nick Davis, WIS vs. Murray State (3-116)	9/4/1999
9. 37.3	Brian Musso, NU vs. IND (3-112)	9/30/1995
10. 36.5	Troy Vincent, WIS vs. Western Illinois (4-146)	9/14/1991

### Season (minimum 10)

1. 25.6	Ted Ginn, Jr., OSU (15-384)	2004
2. 21.9	Bob Hoernschemeyer, IND (29-635)	1943
3. 21.8	Gene Evans, WIS (13-283)	1949
	Lee Gissendan, NU (15-327)	1992
5. 20.9	Bill Hillenbrand, IND (23-481)	1942
6. 18.7	Larry Zelina, OSU (23-431)	1969
7. 18.6	Tracy Porter, IND (12-223)	2006
8. 18.5	Tom Worthington, NU (16-296)	1949
9. 18.3	Tim Dwight, IOWA (24-440)	1996
10. 17.5	De'Mornay Pierson-El, NEB (34-596)	2014

### Career (minimum 40)

1. 16.0	Bill Hillenbrand, IND (65-1,042)	1941-42
2. 14.8	Lee Gissendan, NU (41-606)	1990-93
3. 14.5	Tim Dwight, IOWA (76-1,102)	1994-97
4. 14.3	Neal Colzie, OSU (60-855)	1972-74
5. 14.1	Ted Ginn, Jr., OSU (64-900)	2004-06
6. 13.7	Gene Derricotte, MICH (55-751)	1944-48
7. 13.1	Larry Zelina, OSU (40-529)	1968-70
8. 13.0	Jeff Graham, OSU (41-531)	1989-90
	Gari Scott, MSU (84-1,088)	1996-99
10. 12.8	Jim Leonhard, WIS (105-1,347)	2001-04

### TOUCHDOWNS

Game		
1. 2	Earl Girard, WIS vs. IOWA	11/8/1947
	Garcia Lane, OSU vs. PUR	10/8/1983
	Kevonte Martin-Manley, IOWA vs. W. Michigan	9/21/2013

# INDIVIDUAL RECORDS - ALL GAMES

## PUNT RETURNS, cont.

Season		
1.	4	Ted Ginn, Jr., OSU 2004
2.	3	Gene Derricotte, MICH 1947
		Tim Dwight, IOWA 1997
		De' Mornay Pierson-El, NEB 2014
5.	2	Earl Girard, WIS 1947
		Tom Worthington, NU 1949
		Rick Sygar, MICH 1966
		Larry Zelina, OSU 1969
		Neal Colzie, OSU 1973
		Garcia Lane, OSU 1983
		Dwayne Ware, MICH 1990
		Jeff Graham, OSU 1990
		Derrick Alexander, MICH 1992
		Derrick Alexander, MICH 1993
		Tim Dwight, IOWA 1996
		Nick Davis, WIS 1998
		Bruce Branch, PSU 1999
		Vinny Sutherland, PUR 1999
		Jermaine Mays, MINN 2002
		Steve Breaston, MICH 2003
		Jim Leonhard, WIS 2003
		Brandon Williams, WIS 2005
		Venric Mark, NU 2012
		Corey Brown, OSU 2012
		Kevonte Martin-Manley, IOWA 2013

Career		
1.	6	Ted Ginn, Jr., OSU 2004-06
2.	5	Tim Dwight, IOWA 1994-97
3.	4	Gene Derricotte, MICH 1944-48
		Ira Matthews, WIS 1975-78
		Tim Wilbur, IND 1978-82
		Derrick Alexander, MICH 1989-93
		Bruce Branch, PSU 1998-01
		Steve Breaston, MICH 2003-06
9.	3	Tom Worthington, NU 1946-49
		Dave Brown, MICH 1972-74
		Garcia Lane, OSU 1981-83
		Troy Vincent, WIS 1988-91
		Jeff Graham, OSU 1989-90
		Brian Musso, NU 1994-97
		Nick Davis, WIS 1998-01
		Jim Leonhard, WIS 2001-04
		Derrick Williams, PSU 2005-08
		De' Mornay Pierson-El, NEB 2014-present

LONG PLAYS (in yards)		
1.	95	Al Brenner, MSU at ILL 10/1/1966
		Bill Happel, IOWA at MINN 11/17/1984
3.	94	Bob Longley, IOWA vs. Oregon 10/29/1949
		Lance Bennett, IND vs. MSU 9/25/2004
5.	93	Otto Graham, NU vs. Kansas State 10/4/1941
		Steve Porter, IND vs. WIS 10/24/1970
		Desmond Howard, MICH vs. OSU 11/23/1991
8.	92	Jim Dewar, IND vs. Butler 9/23/1942
		Dike Eddleman, ILL vs. Western Michigan 11/8/1947
		Phil Mateja, PUR vs. IOWA 10/6/1951
		Dean Look, MSU vs. MICH 10/4/1958
		Tim Dwight, IOWA vs. IND 10/25/1997

## KICKOFF RETURNS

NUMBER		
Game		
1.	9	Donovan Small, MINN vs. Nebraska (159 yds.) 9/17/1983
		Tim Dwight, IOWA vs. OSU (143 yds.) 10/28/1995
		Troy Stoudermire, MINN vs. IOWA (283 yds.) 11/22/2008
		Venric Mark, NU at WIS (273 yds.) 11/27/2010
5.	8	Rick Hoffman, IND at MICH (137 yds.) 10/30/1971
		Craig Clemons, IOWA at MICH (165 yds.) 11/6/1971
		Bob Paar, IND vs. Nebraska (103 yds.) 9/18/1976
		Byron Sanders, NU vs. MICH (130 yds.) 10/29/1988
		Eric Scott, NU at OSU (184 yds.) 10/2/1993
		Christian Morton, ILL at MINN (128 yds.) 9/30/2000
		Todd Howard, MICH vs. Tennessee (125 yds.) 1/1/2002
		Dorien Bryant, PUR vs. MSU (153 yds.) 11/10/2007
		Demetrius McCray, IND vs. WIS (191 yds.) 11/8/2008
		Glenn Winston, MSU at PSU (173 yds.) 11/22/2008
		Jared Abbrederis, WIS vs. Oregon (201 yds.) 1/2/2012
		Dennis Norfleet, MICH vs. Alabama (177 yds.) 9/1/2012
		Ameer Abdullah, NEB vs. OSU (128 yds.) 10/6/2012

Season		
1.	48	Shane Wynn, IND (1,015 yds.) 2011
2.	43	Earl Douthitt, IOWA (994 yds.) 1973
		Troy Stoudermire, MINN (1,057 yds.) 2009
4.	42	David Gilreath, WIS (967 yds.) 2007
		Troy Stoudermire, MINN (1,083 yds.) 2008
6.	41	Tandon Doss, IND (1,016 yds.) 2010
7.	40	David Gilreath, WIS (784 yds.) 2008
		Venric Mark, NU (915 yds.) 2011
		Dennis Norfleet, MICH (938 yds.) 2013
10.	39	Devin Thomas, MSU (1,135 yds.) 2007
		Darryl Stonum, MICH (1,001 yds.) 2009
		Akeem Hunt, PUR (867 yds.) 2012

Career		
1.	144	Troy Stoudermire, MINN (3,615 yds.) 2008-12
2.	135	David Gilreath, WIS (3,025 yds.) 2007-10
3.	106	Derrick Mason, MSU (2,575 yds.) 1993-96
		Brandon Williams, WIS (2,349 yds.) 2002-05
5.	94	Dennis Norfleet, MICH (2,203 yds.) 2012-present
6.	93	Mel Anderson, MINN (1,996 yds.) 1983-86
		Derin Graham, IND (2,088 yds.) 1998-00
8.	88	Dorien Bryant, PUR (2,125 yds.) 2004-07
		Raheem Mostert, PUR (2,289 yds.) 2011-14
10.	85	Shane Wynn, IND (1,854 yds.) 2011-14

YARDS		
Game		
1.	283	Troy Stoudermire, MINN vs. IOWA (9 ret.) 11/22/2008
2.	273	Venric Mark, NU at WIS (9 ret.) 11/27/2010
3.	228	Will Likely, MD vs. MSU (7 ret.) 11/15/2014
4.	225	Tutu Atwell, MINN vs. Iowa State (4 ret.) 9/13/1997
5.	223	John Lewis, MINN vs. San Diego State (7 ret.) 9/12/1992
6.	221	Steve Breaston, MICH vs. Texas (6 ret.) 1/1/2005
7.	218	Darryl Stonum, MICH vs. IND (7 ret.) 9/26/2009
8.	213	Carlos Snow, OSU at Pittsburgh (5 ret.) 9/17/1988
9.	211	Ameer Abdullah, NEB vs. Fresno State (5 ret.) 9/10/2011
10.	206	Raheem Mostert, PUR vs. WIS (5 ret.) 11/5/2011

Season		
1.	1,135	Devin Thomas, MSU (39 ret.) 2007
2.	1,083	Troy Stoudermire, MINN (42 ret.) 2008
3.	1,057	Troy Stoudermire, MINN (43 ret.) 2009
4.	1,016	Tandon Doss, IND (41 ret.) 2010
5.	1,015	Shane Wynn, IND (48 ret.) 2011
6.	1,007	Dorien Bryant, PUR (36 ret.) 2007
7.	1,001	Darryl Stonum, MICH (39 ret.) 2009
8.	999	Nick Hill, MSU (38 ret.) 2011
9.	994	Earl Douthitt, IOWA (43 ret.) 1973
10.	967	David Gilreath, WIS (42 ret.) 2007

# INDIVIDUAL RECORDS - ALL GAMES

## KICKOFF RETURNS, cont.

### Career

1.	3,615	Troy Stoudermire, MINN (144 ret.)	2008-12
2.	3,025	David Gilreath, WIS (135 ret.)	2007-10
3.	2,575	Derrick Mason, MSU (106 ret.)	1993-96
4.	2,349	Brandon Williams, WIS (106 ret.)	2002-05
5.	2,289	Raheem Mostert, PUR (88 ret.)	2011-14
6.	2,203	Dennis Norfleet, MICH (94 ret.)	2012-present
7.	2,125	Dorien Bryant, PUR (88 ret.)	2004-07
8.	2,088	Derin Graham, IND (93 ret.)	1998-00
9.	2,009	Marcus Thigpen, IND (81 ret.)	2005-08
10.	1,996	Mel Anderson, MINN (93 ret.)	1983-86

### AVERAGE PER RETURN

#### Game (minimum 3)

1.	63.7	Jason Wright, NU vs. Texas Christian (3-191)	9/7/2002
2.	56.3	Tutu Atwell, MINN vs. Iowa State (4-225)	9/13/1997
3.	51.3	Dorien Bryant, PUR at PSU (3-154)	11/3/2007
		Derrell Johnson-Koulianos, IOWA at OSU (3-154)	11/14/2009
5.	51.0	Todd Sheets, NU at IOWA (3-153)	10/30/1976
6.	50.0	Trent Walters, IND vs. IOWA (3-150)	10/30/1965
7.	49.3	Marcus Thigpen, IND at ILL (4-197)	10/7/2006
8.	47.7	Devin Thomas, MSU vs. NU (3-143)	10/6/2007
9.	47.0	DeAndra Cobb, MSU at MINN (3-141)	10/18/2003
10.	46.7	Jay Thomas, MINN at Florida Atlantic (3-140)	9/15/2007

#### Season (minimum 10)

1.	37.4	Ray Fisher, IND (17-635)	2009
2.	34.3	Thomas Barrington, OSU (14-480)	1965
3.	33.6	Stan Brown, PUR (19-638)	1970
4.	33.5	Raheem Mostert, PUR (25-837)	2011
5.	31.5	Derrell Johnson-Koulianos, IOWA (12-378)	2009
6.	31.3	Howard Cassady, OSU (10-313)	1955
		Duane Bennett, MINN (11-344)	2011
8.	31.1	Derek Hughes, MSU (16-497)	1979
9.	31.0	William Likely, MD (16-496)	2014
10.	30.8	Dave Raimey, MICH (10-308)	1961

#### Career (minimum 40)

1.	28.8	Stan Brown, PUR (49-1,412)	1968-70
2.	26.9	Desmond Howard, MICH (45-1,211)	1989-91
3.	26.7	Jordan Hall, OSU (49-1,308)	2010-13
4.	26.3	Anthony Carter, MICH (63-1,606)	1979-82
5.	26.2	Curtis Duncan, NU (50-1,308)	1983-86
6.	26.1	Ameer Abdullah, NEB (61-1,592)	2011-14
7.	26.0	Kahlil Hill, IOWA (58-1,509)	1998-01
		Raheem Mostert, PUR (88-2,289)	2011-14
9.	25.5	DeAndra Cobb, MSU (64-1,632)	2003-04
10.	25.3	Pierre Thomas, ILL (59-1,495)	2003-06

### TOUCHDOWNS

#### Season

1.	3	Stan Brown, PUR	1970
		DeAndra Cobb, MSU	2003
		Marcus Thigpen, IND	2006
4.	2	Lenny Willis, OSU	1974
		Ira Matthews, WIS	1976
		Derek Hughes, MSU	1979
		Derrick Mason, MSU	1995
		Tutu Atwell, MINN	1997
		Nick Davis, WIS	1999
		Herb Haygood, MSU	2001
		Dorien Bryant, PUR	2007
		Derrick Williams, PSU	2008
		Ray Fisher, IND	2009

### Career

1.	5	Stan Brown, PUR	1968-70
2.	4	DeAndra Cobb, MSU	2003-04
3.	3	Derrick Mason, MSU	1993-96
		Marcus Thigpen, IND	2005-08
		Dorien Bryant, PUR	2004-07
6.	2	Red Grange, ILL	1923-25
		Pug Rentner, NU	1930-31
		Dean Sensanbaugher, OSU	1943-47
		Danny Crooks, WIS	1969-71
		Lenny Willis, OSU	1974
		Ira Matthews, WIS	1975-78
		Derek Hughes, MSU	1978-81
		Desmond Howard, MICH	1989-91
		Tutu Atwell, MINN	1994-97
		Derin Graham, IND	1998-00
		Kahlil Hill, IOWA	1998-01
		Herb Haygood, MSU	1998-01
		Nick Davis, WIS	1998-01
		Ted Ginn, Jr., OSU	2004-06
		Derrick Williams, PSU	2005-08
		Ray Fisher, IND	2006-09
		Derrell Johnson-Koulianos, IOWA	2007-10
		Marcus Jones, MINN	2011-14
		Akeem Hunt, PUR	2011-14
		Raheem Mostert, PUR	2011-14

### LONG PLAYS (in yards)

1.	100	34 times, last by William Likely, MD vs. Stanford	12/30/2014
----	-----	---	------------

## INTERCEPTIONS

### MOST INTERCEPTIONS

#### Game

1.	4	Clarence Bratt, WIS vs. MINN	10/20/1954
		Mike Gow, ILL at Stanford	9/21/1974
		Paul Beery, PUR vs. WIS	10/9/1976
		John Miller, MSU vs. MICH	10/10/1987
5.	3	Multiple times, last by Godwin Igwebuike, NU vs. WIS	10/4/2014

#### Season

1.	11	Al Brosky, ILL	1950
		Al Brosky, ILL	1951
		Jim Leonhard, WIS	2002
4.	10	Tom Curtis, MICH	1968
		Mike Gow, ILL	1973
6.	9	Chuck Lentz, MICH	1949
		Mike Sensibaugh, OSU	1969
		Neovia Greyer, WIS	1970
		Craig Cassady, OSU	1975
		Todd Krumm, MSU	1987

#### Career

1.	30	Al Brosky, ILL	1950-52
2.	25	Tom Curtis, MICH	1967-69
3.	22	Mike Sensibaugh, OSU	1968-70
4.	21	Jamar Fletcher, WIS	1998-00
		Jim Leonhard, WIS	2001-04
6.	19	Fred Bruney, OSU	1950-52
		Mike Gow, ILL	1972-74
		Tim Wilbur, IND	1979-80, '82
9.	18	Nile Kinnick, IOWA	1937-39
		Neovia Greyer, WIS	1969-71
		Devon Mitchell, IOWA	1982-85
		Todd Krumm, MSU	1985-87
		Jeff Messenger, WIS	1991-94
		Charles Woodson, MICH	1995-97

# INDIVIDUAL RECORDS - ALL GAMES

## INTERCEPTIONS, cont.

### YARDS

Game	Player	Year
1. 152	Ron Bess, ILL vs. Notre Dame (2 int.)	10/21/1967
2. 140	Walt Bowser, MINN at MSU (2 int.)	11/14/1970
3. 116	Tom Worthington, NU vs. IND (3 int.)	10/27/1947
4. 105	Ross Finchtner, PUR vs. MINN (3 int.)	11/14/1959
	Michael Mauti, PSU vs. ILL (2 int.)	10/29/2012
6. 103	Bob Radcliffe, WIS vs. Navy (2 int.)	10/15/1949
	Ed Withers, WIS vs. IOWA (1 int.)	10/14/1950
8. 100	Coots Cunningham, WIS at PUR (1 int.)	11/6/1907
	Jack Wink, WIS at Great Lakes (1 int.)	10/17/1942
	Dave Brown, OSU at PUR (1 int.)	10/18/1986
	Marlon Kerner, OSU at PUR (1 int.)	10/23/1993
	Will Allen, OSU vs. San Diego State (1 int.)	9/6/2003

### Season

1. 207	Alan Zemaitis, PSU (4 int.)	2003
2. 203	Walter Bowser, MINN (6 int.)	1970
	Phil Parker, MSU (7 int.)	1983
	Tyler Sash, IOWA (6 int.)	2009
5. 202	Brett Whitley, NU (7 int.)	1987
6. 198	Ron Bess, ILL (7 int.)	1967
7. 197	Al Brosky, ILL (11 int.)	1951
8. 194	Derek Ross, OSU (7 int.)	2001
9. 182	Tom Curtis, MICH (10 int.)	1968
10. 179	Jamar Fletcher, WIS (7 int.)	2000

### Career

1. 459	Jamar Fletcher, WIS (21 int.)	1998-00
2. 431	Tom Curtis, MICH (25 int.)	1967-69
3. 413	Tracy Porter, IND (16 int.)	2004-07
4. 392	Tyler Sash, IOWA (13 int.)	2008-10
5. 360	Tim Wilbur, IND (19 int.)	1978-82
6. 356	Al Brosky, ILL (30 int.)	1950-52
7. 319	Tom Worthington, NU (14 int.)	1946-49
8. 285	Neovia Greyer, WIS (18 int.)	1969-71
9. 284	Mike Gow, ILL (19 int.)	1972-74
10. 283	Sean Lumpkin, MINN (12 int.)	1988-91

### TOUCHDOWNS

Game	Player	Year
1. 2	Collin Ellis, NU at California	8/31/2013
	B.J. Lowery, IOWA vs. Western Michigan	9/21/2013

### Season

1. 3	Jamar Fletcher, WIS	1998
2. 2	Bob Radcliffe, WIS	1949
	Thom Darden, MICH	1971
	Neal Colzie, OSU	1973
	Mike Gow, ILL	1974
	Dave Edwards, ILL	1983
	Jeff Rosga, MINN	1993
	Plez Atkins, IOWA	1995
	Tom Knight, IOWA	1995
	Eric Allen, IND	1996
	Mike Rose, PUR	1997
	Jamar Fletcher, WIS	1999
	Christian Morton, ILL	2001
	Rich Gardner, PSU	2002
	Brendan Smith, NU	2008
	Micah Hyde, IOWA	2010
	Ricardo Allen, PUR	2010
	Isaiah Lewis, MSU	2011
	Christian Kirksey, IOWA	2012
	Collin Ellis, NU	2013
	B.J. Lowery, IOWA	2013
	William Likely, MD	2014
	RJ Williamson, MSU	2014

### Career

1. 5	Jamar Fletcher, WIS	1998-00
2. 4	Tim Wilbur, IND	1978-82
3. 3	Bob Radcliffe, WIS	1949-50
	Mike Gow, ILL	1972-74
	Rod Woodson, PUR	1983-86
	Tom Knight, IOWA	1993-96
	Cyril Weems, WIS	1993-96
	Mike Rose, PUR	1996-99
	Ricardo Allen, PUR	2010-13
10. 2	Jim Nettles, WIS	1961-63
	Thom Darden, MICH	1969-71
	Neal Colzie, OSU	1972-74
	Steve Wagner, WIS	1973-75
	Dave Edwards, ILL	1980-84
	William White, OSU	1984-87
	David Brown, OSU	1986-89
	Lance Dottin, MICH	1988-91
	Jeff Rosga, MINN	1989-93
	Plez Atkins, IOWA	1994-97
	Eric Allen, IND	1994-97
	Damon Moore, OSU	1995-98
	Andy Katzenmoyer, OSU	1996-97
	Christian Morton, ILL	2000-02
	Rich Gardner, PSU	2000-03
	Brandon Mitchell, OSU	2003-06
	Christopher Phillips, IND	2005-08
	Otis Wiley, MSU	2005-08
	Shaun Prater, IOWA	2008-11
	Johnny Adams, MSU	2008-11
	Micah Hyde, IOWA	2009-12
	B.J. Lowery, IOWA	2010-13
	Isaiah Lewis, MSU	2010-13
	Aaron Hill, MINN	2010-13
	Ciante Evans, NEB#	2010-13
	Stanley Jean-Baptiste, NEB#	2011-13
	Bradley Roby, OSU	2011-13
	Mark Murphy, IND	2011-14
	Collin Ellis, NU	2011-14
	RJ Williamson, MSU	2012-present
	William Likely, MD#	2013-present

### LONGEST INTERCEPTION RETURN (in yards)

1. 100	14 times, last by Will Allen, OSU vs. San Diego State	9/6/2003
--------	---	----------

## SACKS

### MOST SACKS

Game	Player	Year
1. 6	Tim Jordan, WIS vs. NU	10/19/1985
2. 5	Mark Messner, MICH vs. NU	10/31/1987
	Travis Davis, MSU vs. OSU	10/31/1987
	Leroy Smith, IOWA vs. OSU	11/2/1991
	Mike Thompson, WIS vs. NU	10/9/1993
	Simeon Rice, ILL vs. Washington State	9/1/1994
	Tim Burke, WIS vs. IOWA	10/24/1998
	Wendell Bryant, WIS vs. PSU	9/22/2001
	Alex Lewis, WIS vs. PUR	10/18/2003
10. 4	27 times, last by John Simon, OSU at WIS	11/17/2012

### Season

1. 22	Tom Burke, WIS	1998
2. 18.5	Lamanzer Williams, MINN	1997
3. 18	Leroy Smith, IOWA	1991
4. 16	Larry Bethea, MSU	1977
	Simeon Rice, ILL	1994
	Karon Riley, MINN	1999
	Greg Middleton, IND	2007
	Whitney Mercilus, ILL	2011
9. 15	Mike Poloskey, ILL	1991
	Rosevelt Colvin, PUR	1998
	Julian Peterson, MSU	1999
	Michael Haynes, PSU	2002



# INDIVIDUAL RECORDS - ALL GAMES

## SACKS, cont.

Career		
1.	44.5	Simeon Rice, ILL 1992-95
2.	42	Jared DeVries, IOWA 1995-98
3.	36	Mark Messner, MICH 1985-88
		Mike Vrabel, OSU 1993-96
5.	35	Rosevelt Colvin, PUR 1995-98
6.	34.5	Adewale Ogunleye, IND 1996-99
7.	33.5	Shaun Phillips, PUR 2000-03
		Ryan Kerrigan, PUR 2007-10
9.	33	Larry Bethea, MSU 1975-77
		Mike Wells, IOWA 1990-93
		Tarek Saleh, WIS 1993-96
		Courtney Brown, PSU 1996-99

## TACKLES FOR LOSS

### MOST TACKLES FOR LOSS

Game		
1.	7	Jeff Zgonina, PUR vs. NU 10/3/1992
		Julian Peterson, MSU at OSU 11/7/1998
		Larry Foote, MICH at IOWA 10/27/2001
		Rob Ninkovich, PUR at IND 11/19/2005
5.	6.5	Alex Lewis, WIS vs. PUR 10/18/2003
6.	6	Tom Kingsbury, PUR at NU 11/1/1980
		Darryl Sims, WIS vs. NU 10/30/1982
		Tim Jordan, WIS vs. NU 10/19/1985
		Mark Messner, MICH vs. NU 10/31/1987
		Leroy Smith, IOWA vs. OSU 11/2/1991
		William Carr, MICH vs. MINN 10/28/1995
		Courtney Brown, PSU vs. WIS 11/22/1997
		Jeff Weisse, ILL vs. Middle Tennessee State 9/12/1998
		Julian Peterson, MSU vs. Oregon 9/2/1999
		Sean Hoffman, MINN vs. NU 10/2/1999
		Akin Ayodele, PUR at Cincinnati 9/2/2001
		Larry Foote, MICH at Washington 9/8/2001
		Wendell Bryant, WIS vs. PSU 9/22/2001

### Season

1.	31	Tom Burke, WIS 1998
2.	30	Julian Peterson, MSU 1999
3.	29	Courtney Brown, PSU 1999
4.	28.5	Shawn Crable, MICH 2007
5.	28	Jeff Zgonina, PUR 1992
6.	26.5	Anthony Spencer, PUR 2006
7.	26	Mark Messner, MICH 1988
		Mike Vrabel, OSU 1995
		Casey Dailey, NU 1997
		Larry Foote, MICH 2001
		Brandon Graham, MICH 2009
		Ryan Kerrigan, PUR 2010

### Career

1.	78	Jared DeVries, IOWA 1995-98
2.	72	Jeff Zgonina, PUR 1989-92
3.	70	Mark Messner, MICH 1985-88
		Courtney Brown, PSU 1996-99
5.	69	Simeon Rice, ILL 1992-95
6.	66	Mike Vrabel, OSU 1993-96
7.	64	Adewale Ogunleye, IND 1996-99
8.	61	Rosevelt Colvin, PUR 1995-98
9.	60.5	Shaun Phillips, PUR 2000-03
10.	59	Matt Finkes, OSU 1993-96

## FORCED FUMBLES

### MOST FORCED FUMBLES

Game		
1.	3	Jerry Hartman, MICH vs. IND 10/21/1967
		Antoine Winfield, OSU at Pittsburgh 9/23/1995
		Bob Sanders, IOWA vs. MINN 11/15/2003
		Ifeadi Odenigbo, NU vs. Western Illinois 9/20/2014
5.	2	On multiple occasions, most recently by
		Jack Lynn, MINN at TCU 9/13/2014
		Jake Ryan, MICH vs. IND 11/1/2014
		Corey Cooper, NEB at WIS 11/15/2014
		Michael Bennett, OSU vs. WIS 12/6/2014

### Season

1.	9	Whitney Mercilus, ILL 2011
2.	8	Jonal Saint-Dic, MSU 2007
3.	7	James Looney, PUR 1979
		Michael Haynes, PSU 2002
		Ryan Kerrigan, PUR 2009
6.	5	Jeff Arneson, ILL 1992
		Kevin Hardy, ILL 1995
		Lamanzer Williams, MINN 1997
		Dwayne Missouri, NU 2000
		Greg White, MINN 2001
		Ben West, MINN 2002
		Jammie Kirlaw, IND 2009
		Brad Phillips, NU 2009
		Chris Borland, WIS 2009
		Ryan Kerrigan, PUR 2010
		Chris Borland, WIS 2011

### Career

1.	15	Chris Borland, WIS 2009-13
2.	14	Ryan Kerrigan, PUR 2007-10
3.	13	Simeon Rice, ILL 1992-95
		Bob Sanders, IOWA 2000-03
5.	12	James Looney, PUR 1977-80
6.	11	Whitney Mercilus, ILL 2009-11
7.	10	Julian Peterson, MSU 1998-99
		LaMarr Woodley, MICH 2003-06
		Jonal Saint-Dic, MSU 2005-07
10.	9	Jammie Kirlaw, IND 2006-09
		Ryan Shazier, OSU 2011-13

## BLOCKED PUNTS/FIELD GOALS

### MOST BLOCKED PUNTS

Game		
1.	3	Tom Moorehead, IND vs. Kansas State 11/14/1942
2.	2	Mike Enich, IOWA at PUR 11/4/1939
		Lonnie Young, MSU vs. MINN 10/29/1983
		Richard Johnson, WIS vs. Missouri 9/15/1984
		Mike Dumas, IND vs. Kentucky 9/17/1988
		Vinnie Clark, OSU at Boston College 9/15/1990
		Tito Paul, OSU vs. NU 10/17/1992
		Sean Considine, IOWA vs. Iowa State 9/13/2003
		Frank Halliburton, PUR vs. Northern Colorado 9/6/2008
		Kieron Williams, NEB vs. USC 12/27/2014

### MOST BLOCKED FIELD GOALS

Game		
1.	2	Kenny Iwebema, IOWA at ILL 10/1/2005

# includes statistics prior to joining Big Ten

# TEAM RECORDS - ALL GAMES

## RUSHING

### MOST ATTEMPTS

Game		
1.	136	MINN at NU 11/25/1905
2.	92	PUR vs. IOWA 10/26/1968
3.	87	MINN vs. North Dakota 9/22/1973
4.	85	MICH at MINN 10/23/1971
5.	84	IND vs. Temple 10/18/1952
		OSU at ILL 11/3/1973
7.	83	MICH vs. Virginia 9/18/1971
8.	82	IOWA vs. South Dakota 10/5/1940
		IOWA vs. MINN 11/2/1968
		OSU vs. Texas Christian 9/27/1969

### Season

1.	842	MICH 1971
2.	769	OSU 1977
3.	738	MICH 1975
4.	690	OSU 2014
5.	683	MINN 2003
6.	662	NEB 2012
7.	658	IND 1977
8.	656	PUR 1972
9.	649	MINN 1972
10.	648	WIS 2014

### MOST YARDS GAINED

Game		
1.	832	MINN at NU 11/25/1905
2.	718	OSU vs. Mount Union 9/27/1930
3.	663	MINN vs. North Dakota 10/1/1927
4.	644	WIS vs. Bowling Green 9/20/2014
5.	581	WIS vs. NEB 11/15/2014
6.	573	MSU at PUR 10/30/1971
		MICH vs. NU 10/18/1975
8.	564	IND at Kentucky 9/17/1994
		WIS at IND 11/10/2012
10.	562	ILL vs. Illinois Normal 9/16/1944

### Season

1.	4,482	WIS 2014
2.	4,321	OSU 2013
3.	4,199	OSU 1974
4.	4,144	MICH 1976
5.	3,978	MICH 1971
6.	3,967	OSU 2014
7.	3,759	MINN 2003
8.	3,689	WIS 2013
9.	3,547	NEB 2012
10.	3,338	ILL 2007

### Per game

1.	349.9	OSU (4,199 in 12) 1974
2.	345.3	MICH (4,144 in 12) 1976
3.	331.5	MICH (3,978 in 12) 1971
4.	320.1	WIS (4,482 in 14) 2014
5.	308.6	OSU (4,321 in 14) 2013
6.	289.2	MINN (3,759 in 13) 2003
7.	287.5	WIS (3,162 in 11) 1974
8.	283.8	WIS (3,689 in 13) 2013
9.	275.4	WIS (3,305 in 12) 1999
10.	273.1	MINN (3,277 in 12) 2005

## TOUCHDOWNS

Game			
1.	10	IOWA vs. Utah State 9/28/1957	
		IOWA vs. Texas-El Paso 9/27/1986	
		MSU vs. NU 11/18/1989	
		MSU vs. Eastern Michigan 9/20/2014	
5.	9	MICH at CHI 10/21/1939	
		MINN vs. Montana 9/21/1985	
		IOWA vs. Cincinnati 9/15/1990	
		MINN vs. Murray State 10/27/2001	
		OSU vs. Kent State 9/13/2014	
		WIS vs. Bowling Green 9/20/2014	

### Season

1.	48	OSU 1974
		WIS 2010
		WIS 2011
4.	47	MICH 1971
		OSU 1973
6.	46	MINN 2003
		WIS 2014
8.	45	PSU 1994
		OSU 2013
10.	44	OSU 1975
		MSU 2014

## PASSING

### MOST ATTEMPTS

Game			
1.	83	PUR at WIS 10/10/1998	
2.	78	NU vs. Auburn 1/1/2010	
3.	75	PUR vs. Washington State 12/31/2001	
4.	71	NU vs. MICH 10/23/1982	
5.	70	NU vs. UCLA 12/30/2005	
6.	69	ILL at OSU 11/8/1980	
7.	67	MINN vs. OSU 11/7/1981	
		ILL at PUR 10/12/1985	
9.	66	MINN at PSU 9/4/1993	
10.	65	PUR vs. WIS 11/6/1999	
		PUR vs. OSU 10/28/2000	
		PUR vs. NU 10/15/2005	

### Season

1.	594	PUR 1998
		PUR 2007
3.	568	PUR 1999
4.	541	PUR 2006
5.	540	IND 2012
6.	531	NU 2009
7.	529	NU 2007
8.	528	PUR 2000
9.	513	IND 2010
10.	512	NU 2005

### MOST COMPLETIONS

Game			
1.	55	PUR at WIS 10/10/1998	
2.	47	NU vs. Auburn 1/1/2010	
3.	45	NU vs. MICH 10/23/1982	
		IND vs. MICH 10/2/2010	
5.	44	IOWA vs. IND 10/29/1988	
6.	43	ILL at OSU 11/8/1980	
7.	41	NU vs. MINN 10/13/2007	
		PUR vs. IND 11/22/2008	
9.	40	PUR vs. MSU 10/16/1999	
		PUR vs. NU 10/15/2005	

## Season

1.	377	PUR 1998
2.	369	PUR 2007
3.	342	PUR 1999
		NU 2009
5.	331	IND 2012
6.	322	PUR 2006
		NU 2007
8.	320	NU 2005
9.	315	PUR 2000
10.	312	MSU 2003

## YARDS

Game		
1.	621	ILL vs. OSU 11/8/1980
2.	604	PUR vs. MINN 10/3/1998
3.	590	PUR vs. IND 11/20/2004
4.	584	IOWA vs. NU 11/7/1987
5.	580	PUR vs. Central Michigan 9/18/1999
6.	568	PUR vs. MSU 10/16/1999
7.	546	PUR vs. Central Michigan 12/26/2007
8.	539	PUR vs. NU 9/25/1999
9.	532	NU vs. Auburn 1/1/2010
10.	528	PUR vs. Georgia 1/1/2000

## Season

1.	4,208	PUR 1998
2.	4,082	PUR 2006
3.	3,993	PUR 2007
4.	3,986	PUR 1999
5.	3,854	PUR 2004
6.	3,796	IOWA 1987
7.	3,760	PUR 1985
8.	3,734	IND 2012
9.	3,725	NU 2009
10.	3,713	PUR 2000

## Per game

1.	341.8	PUR 1985
2.	332.2	PUR 1999
3.	323.7	PUR 1998
4.	321.2	PUR 2004
5.	311.2	IND 2012
6.	309.4	PUR 2000
7.	307.9	NU 2007
8.	307.2	PUR 2007
9.	306.8	NU 2005
10.	306.7	IND 2013

## COMPLETION PCT.

Game (minimum 10 completions)		
1.	1.000	IOWA vs. NU 11/9/2002
2.	.950	IOWA vs. Ball State 9/3/2005
3.	.947	WIS vs. NU 10/9/1993
4.	.941	WIS at MINN 11/12/2011
5.	.938	MSU at ILL 10/26/2013
6.	.933	WIS at MICH 11/20/2010
7.	.929	IOWA vs. MINN 11/17/2001
		NEB vs. Arkansas State 9/15/2012
9.	.917	MSU at MINN 11/10/1990
10.	.909	OSU vs. UCLA 10/7/1961
		MICH vs. Notre Dame 9/14/1991

## Season (minimum 100 completions)

1.	.732	WIS (202-276) 2010
2.	.710	NU (289-407) 2011
		WIS (233-328) 2011
4.	.683	NU (263-385) 2010
5.	.675	WIS (191-283) 1993
6.	.664	ILL (302-455) 2013
7.	.661	MSU (252-381) 2005
8.	.658	PUR (265-403) 1980
9.	.657	IOWA (276-420) 1985
10.	.654	MSU (244-375) 2010

# TEAM RECORDS - ALL GAMES

## PASSING, CONT.

### TOUCHDOWNS

Game			
1. 7	IOWA vs. NU	11/7/1987	
	OSU at Pittsburgh	9/23/1995	
	PUR vs. IND	10/20/2004	
	MSU at ILL	9/24/2005	
5. 6	IND vs. Nebraska	10/14/1944	
	ILL at OSU	11/8/1980	
	IOWA at NU	10/26/1985	
	MINN vs. PUR	10/9/1993	
	PUR vs. MINN	10/3/1998	
	PUR at NU	11/7/1998	
	PUR vs. IND	11/21/1998	
	MSU vs. IOWA	10/2/1999	
	PUR vs. Eastern Illinois	9/8/2007	
	OSU vs. Eastern Michigan	9/25/2010	
	IND vs. Indiana State	8/29/2013	
	OSU vs. Florida A&M	9/21/2013	
	IND vs. PUR	11/30/2013	
	OSU vs. Kent State	9/13/2014	

Season			
1. 43	PUR		1998
2. 42	OSU		2014
3. 38	PUR		2004
	OSU		2013
5. 36	IND		2013
6. 34	WIS		2011
7. 33	OSU		1995
8. 31	OSU		2006
9. 30	IOWA		1985
	PUR		2007
	OSU		2010
	PUR		2012

## TOTAL OFFENSE

### PLAYS

Game			
1. 136	MINN at NU	11/25/1905	
2. 115	NU vs. Auburn	1/1/2010	
3. 109	MINN vs. IND	11/4/1978	
4. 107	MICH vs. MINN	10/26/1968	
	PUR vs. Washington State	12/31/2001	
6. 106	NU at PUR	11/11/1989	
7. 104	PUR at WIS	11/2/1996	
	MINN vs. PUR	9/24/2005	
9. 103	PUR vs. MSU	10/25/1980	
	PUR at WIS	10/10/1998	
	NU vs. ILL	11/18/2000	

Season			
1. 1,099	OSU		2014
2. 1,040	NEB		2012
3. 1,034	PUR		2002
	NU		2009
5. 1,014	MICH		2003
6. 1,007	PUR		2007
7. 1,003	OSU		2013
8. 999	MSU		2013
9. 994	MSU		2014
10. 992	NU		2000

### YARDS

Game			
1. 832	MINN at NU	11/25/1905	
2. 784	NEB vs. Florida Atlantic	8/30/2014	
3. 763	PUR vs. IND	11/20/2004	
4. 756	WIS vs. Bowling Green	9/20/2014	
5. 751	MICH vs. IND	10/19/2013	
6. 742	MINN vs. Ohio	9/11/1982	
7. 727	MICH vs. Delaware State	10/17/2009	
8. 723	ILL vs. Illinois Normal	9/16/1944	
9. 721	MICH vs. Bowling Green	9/25/2010	
10. 718	OSU vs. Mount Union	9/27/1930	

Season			
1. 7,674	OSU		2014
2. 7,167	OSU		2013
3. 6,578	WIS		2011
4. 6,564	WIS		2014
5. 6,510	MSU		2014
6. 6,451	NEB		2012
7. 6,430	MINN		2003
8. 6,353	MICH		2010
9. 6,251	WIS		2013
10. 6,222	OSU		1995

### Per game

1. 512.7	PSU (6,152 in 12)		1994
2. 511.9	OSU (7,167 in 14)		2013
3. 511.6	OSU (7,674 in 15)		2014
4. 508.5	IND (6,102 in 12)		2013
5. 500.8	MSU (6,510 in 13)		2014
6. 500.3	NU (6,004 in 12)		2005
7. 497.6	OSU (5,971 in 12)		1998
8. 497.3	MSU (5,470 in 11)		2005
9. 494.8	MINN (5,937 in 12)		2005
10. 494.6	MINN (6,430 in 13)		2003

## FIRST DOWNS

### RUSHING

Game			
1. 32	WIS at NU	11/16/1974	
2. 31	PUR vs. IOWA	10/26/1968	
	MINN vs. Ohio	9/26/1970	
4. 30	OSU vs. NU	10/28/1978	
	IND vs. Kentucky	9/15/1984	
6. 29	MICH at IOWA	11/15/1969	
	MICH vs. Virginia	9/18/1971	
8. 27	OSU vs. ILL	11/5/1977	
	MINN vs. IND	11/1/2003	
	OSU vs. Cincinnati	9/27/2014	

Season			
1. 229	MICH		1971
2. 220	OSU		1974
3. 217	OSU		2014
4. 216	OSU		2013
5. 211	MICH		1976
6. 199	MINN		2003
7. 189	WIS		2014
8. 180	NEB		2012
9. 175	WIS		1996
10. 172	IND		1988

### PASSING

Game			
1. 26	ILL vs. OSU	11/8/1980	
	PUR at WIS	10/10/1998	
3. 25	PUR vs. Central Michigan	12/26/2007	
4. 24	PUR vs. MINN	10/3/1998	
	PUR vs. IND	11/20/2004	
	NU at PUR	10/15/2005	
7. 23	PUR vs. IOWA	11/8/1980	
	NU vs. MICH	10/23/1982	
	MSU vs. PUR	11/14/1998	
	PUR at NU	10/14/2006	
	NU at ILL	11/30/2013	

Season			
1. 206	PUR		1998
2. 202	PUR		1999
3. 195	PUR		2006
4. 190	PUR		2007
5. 182	PUR		2000
6. 180	NU		2009
7. 175	NU		2007
8. 170	PUR		1984
	PUR		2004
10. 168	NU		2005

### TOTAL

Game			
1. 45	OSU vs. Cincinnati	9/27/2014	
2. 42	IND vs. PUR	11/30/2013	
3. 39	OSU vs. Drake	10/12/1935	
4. 38	PUR at WIS	11/2/1996	
5. 37	WIS at NU	11/16/1974	
	MICH at NU	11/11/1978	
	PUR vs. IND	11/20/2004	
8. 36	IOWA vs. Washington State	9/27/1969	
	ILL vs. OSU	11/8/1980	
	OSU vs. Utah	9/27/1986	
	MINN vs. WIS	10/23/1993	
	PSU vs. Temple	9/16/1995	
	NU at ILL	11/19/2005	
	NU vs. IND	9/29/2012	
	ILL vs. Miami (Ohio)	9/28/2013	

Season			
1. 386	OSU		2014
2. 361	OSU		2013
3. 330	NEB		2012
4. 328	NU		2005
5. 326	MINN		2003
	WIS		2011
7. 321	MSU		2014
8. 315	PUR		1998
9. 314	PUR		2007
10. 311	MICH		2003
	WIS		2010

## SCORING

### POINTS

Game			
1. 146	MINN vs. Grinnell	10/22/1904	
2. 130	MICH vs. West Virginia	10/22/1904	
3. 128	MICH vs. Buffalo	10/26/1901	
	OSU vs. Oberlin	10/14/1916	
5. 119	MICH vs. Michigan Ag.	10/8/1902	
6. 112	MINN vs. Macalester	9/30/1903	
7. 107	MICH vs. IOWA	11/8/1902	
8. 102	MINN vs. Grinnell	11/1/1902	
9. 97	NU vs. Oshkosh Normal	11/15/1904	
10. 95	IOWA vs. Northern Iowa	10/3/1914	

Season			
1. 725	MINN		1904
2. 672	OSU		2014
3. 644	MICH		1902
4. 637	OSU		2013
5. 618	MINN		1903
	WIS		2011
7. 564	PSU		1994
8. 559	MSU		2014
9. 542	MINN		1905
10. 539	WIS		2010

# TEAM RECORDS - ALL GAMES

## SCORING, cont.

### Per game

1.	58.5	MICH (644 in 11)	1902
2.	55.8	MINN (725 in 13)	1904
3.	49.7	MINN (348 in 7)	1916
4.	49.3	MINN (542 in 11)	1905
5.	47.0	PSU (564 in 12)	1994
6.	45.5	OSU (637 in 14)	2013
7.	44.8	OSU (672 in 15)	2014
8.	44.1	WIS (618 in 14)	2011
9.	43.0	MSU (559 in 13)	2014
10.	42.6	OSU (383 in 9)	1969

### TOUCHDOWNS

<b>Game</b>			
1.	26	MINN vs. Grinnell	10/22/1904
2.	19	OSU vs. Oberlin	10/14/1916
3.	12	MICH at CHI	10/21/1939
		OSU vs. IOWA	10/28/1950
5.	11	MSU at Arizona	11/19/1949
		MSU vs. NU	11/18/1989
		WIS vs. IND	11/13/2010
		OSU vs. Florida A&M	9/21/2013
9.	10	MICH vs. Pittsburgh	10/11/1947
		IOWA vs. Utah State	9/28/1957
		WIS vs. New Mexico State	9/29/1962
		MICH vs. NU	10/18/1975
		MICH vs. ILL	11/7/1981
		IOWA vs. Texas-El Paso	9/27/1986
		OSU vs. Eastern Michigan	9/25/2010
		WIS vs. Austin Peay	9/25/2010
		WIS vs. NU	11/27/2010
		NEB vs. Idaho State	9/22/2012
		WIS vs. NEB	12/1/2012
		IND vs. Indiana State	8/29/2013
		MSU vs. Eastern Michigan	9/20/2014

### Season

1.	106	MINN	1904
2.	92	MINN	1905
3.	90	OSU	2014
4.	87	OSU	2013
5.	86	MINN	1903
6.	85	WIS	2011
7.	76	PSU	1994
8.	74	MSU	2014
9.	70	WIS	2010
10.	66	MINN	2003

## FIELD GOALS

<b>Game</b>			
1.	7	PUR vs. Rose Poly	10/27/2000
2.	5	ILL vs. PUR	10/10/1973
		PUR vs. MSU	10/25/1980
		ILL at WIS	10/23/1982
		ILL vs. WIS	10/6/1984
		MICH vs. MINN	11/5/1988
		MSU vs. WIS	11/19/1988
		ILL vs. MSU	10/20/1990
		MICH vs. ILL	11/10/1990
		IOWA vs. Washington	12/29/1995
		MINN at PSU	10/18/1997
		MSU vs. NU	10/31/1998
		MSU vs. OSU	11/7/1998
		PSU vs. MSU	11/28/1998
		ILL vs. WIS	10/20/2001
		MINN vs. Arkansas	12/30/2002
		OSU at North Carolina State	9/18/2004
		IOWA at MINN	11/13/2004
		OSU vs. Texas	9/10/2005
		NU vs. PSU	9/24/2005
		OSU vs. Youngstown State	8/30/2008
		MICH at MINN	11/8/2008
		OSU vs. Miami (Fla.)	9/11/2010
		PSU vs. Temple	9/25/2010
		NU vs. Boston College	9/15/2012

### Season

1.	25	MICH	1994
		MINN	2000
		OSU	2002
		PUR	2003
5.	24	OSU	2004
		ILL	2010
		PSU	2014
8.	23	MSU	1998
		MSU	2012
		NU	2013

## MOST PAT MADE

<b>Game</b>			
1.	15	MINN vs. Grinnell	10/22/1904
2.	14	OSU vs. Oberlin	10/14/1916
3.	11	OSU vs. IOWA	10/28/1950
		WIS vs. IND	11/13/2010
5.	10	MICH at CHI	10/21/1939
		MICH vs. ILL	11/7/1981
		MSU vs. NU	11/18/1989
		OSU vs. Eastern Michigan	9/25/2010
		WIS vs. Austin Peay	9/25/2010
		WIS vs. NU	11/27/2010
		NEB vs. Idaho State	9/22/2012
		WIS vs. NEB	12/1/2012
		IND vs. Indiana State	8/29/2013
		OSU vs. Florida A&M	9/21/2013
		MSU vs. Eastern Michigan	9/20/2014

### Season

1.	89	OSU	2014
2.	80	WIS	2011
		OSU	2013
4.	76	MINN	1905
5.	74	MINN	1904
6.	73	MSU	2014
7.	69	PSU	1994
8.	68	WIS	2010
9.	63	PSU	2008
10.	62	MINN	1902
		OSU	2010

## MOST SAFETIES

<b>Game</b>			
1.	2	IOWA at PUR	11/4/1939
		WIS at PUR	10/20/1951
		PUR at IND	11/19/1955
		MICH vs. Navy	9/25/1976
		MINN at IND	10/17/1981
		PSU vs. IOWA	10/23/2004

### Season

1.	4	WIS	1951
2.	3	MICH	1976
		IND	1989
		MICH	1998

## PUNTING

### PUNTS

<b>Game</b>			
1.	28	MINN vs. IND	11/24/1906
2.	24	MICH at OSU	11/25/1950
3.	21	OSU vs. MICH	11/25/1950
4.	16	OSU vs. NU	10/28/1933
		IOWA vs. Notre Dame	11/11/1939
6.	15	OSU at MICH	10/21/1933
		OSU vs. Texas Christian	9/25/1937
		OSU at New York U.	10/29/1938
9.	14	MICH vs. ILL	11/4/1950
		IND at WIS	11/3/1951
		ILL vs. Missouri	9/28/1968

### Season

1.	87	NU	1978
		IOWA	2007
3.	86	ILL	1971
		NU	1998
5.	85	IOWA	1978
		NU	1999
7.	84	PUR	1941
8.	83	MICH	1950
		IND	1971
		PUR	2001
		MICH	2008

## YARDS

<b>Game</b>			
1.	723	MICH at OSU	11/25/1950
2.	685	OSU vs. MICH	11/25/1950
3.	551	ILL vs. Arizona	9/16/1995
		MICH vs. OSU	11/17/2007
5.	531	ILL vs. NU	10/28/1939
6.	527	OSU vs. Ohio Wesleyan	10/1/1932
7.	521	ILL vs. Missouri	9/28/1968
8.	514	WIS at MICH	9/23/2006
9.	511	MINN vs. Nebraska	9/15/1984
10.	504	WIS vs. Miami (Fla.)	9/9/1989

### Season

1.	3,553	OSU	2003
2.	3,551	IOWA	2007
3.	3,514	PUR	2001
4.	3,490	MICH	2008
5.	3,487	MD	2014
6.	3,443	MSU	2003
7.	3,422	MSU	2012
		ILL	2014
9.	3,404	NU	1999
10.	3,323	WIS	2012



# TEAM RECORDS - ALL GAMES

## PUNTING, cont.

### AVERAGE

#### Game (minimum 4 punts)

1.	59.2	MSU vs. IND (4-237)	2013
2.	57.0	OSU at ILL (6-342)	2013
3.	56.6	NU at Air Force (5-283)	1994
4.	56.5	OSU at ILL (4-226)	1975
5.	55.8	IOWA vs. Nebraska (6-335)	1981
6.	55.3	MSU vs. Central Michigan (6-332)	2004
7.	54.5	WIS vs. MICH (4-218)	2000
8.	54.0	IND at Rice (4-216)	1988
9.	53.8	MSU at Notre Dame (5-269)	2003
		MSU at MICH (4-215)	2006

### Season

1.	47.1	OSU	1984
2.	46.1	MINN	1984
3.	45.4	IOWA	1981
4.	45.3	NU	1982
		MSU	2003
6.	45.1	OSU	2014
7.	44.8	MSU	2004
		ILL	2010
9.	44.7	MSU	2010
10.	44.5	OSU	1979
		WIS	2005
		NEB	2011
		MINN	2014

### NET PUNTING

#### Season

1.	42.5	WIS	2000
2.	42.1	IOWA	2010
3.	42.0	MICH	2009
4.	41.8	OSU	2014
5.	41.7	PUR	2013
6.	41.2	IND	1996
7.	41.1	PSU	2007
8.	41.0	OSU	2003
9.	40.9	ILL	2010
10.	40.8	OSU	2013

## PUNT RETURNS

### RETURNS

#### Game

1.	11	MICH vs. Pittsburgh	10/11/1947
		WIS vs. IND	11/3/1951
3.	10	MICH vs. CHI	10/8/1938
		PUR vs. WIS	10/20/1951
		MINN vs. Pacific	9/10/1994
6.	9	IOWA vs. IND	10/7/1939
		NU vs. MINN	10/14/1950
		OSU at IND	10/16/1971
		OSU vs. MSU	11/10/1973
		OSU vs. NU	10/27/1973
		OSU vs. PSU	10/3/1998
		PSU at ILL	10/30/1999
		MINN vs. Buffalo	9/21/2002
		MSU vs. Western Michigan	8/30/2003
		PSU vs. Kent State	9/20/2003
		WIS vs. Temple	10/10/2005
		PSU at ILL	10/22/2005
		MICH vs. WIS	9/23/2006

### Season

1.	59	OSU	1998
2.	53	MICH	1971
		OSU	1973
		PSU	1999
		MICH	2003
		OSU	2007
7.	51	WIS	1951
		OSU	1996
		MICH	1997
		OSU	1997
		MINN	2002

### YARDS

#### Game

1.	277	WIS vs. IOWA	11/8/1947
2.	201	IOWA vs. IND	10/7/1939
3.	196	MICH vs. Pittsburgh	10/11/1947
4.	192	IOWA vs. Western Michigan	9/21/2013
5.	178	OSU vs. MSU	11/10/1973
6.	175	IND vs. WIS	10/24/1970
7.	171	WIS vs. Temple	10/10/2005
8.	150	PUR vs. Central Michigan	9/18/1999
9.	149	PUR vs. PSU	10/11/2003
10.	148	PUR vs. Pittsburgh	11/13/1948
		NU vs. MINN	10/14/1950
		PSU at ILL	10/22/2005

### Season

1.	805	OSU	1973
2.	800	IND	1942
3.	791	MICH	1947
4.	673	MICH	2003
5.	636	IOWA	1997
6.	628	IOWA	2003
7.	620	NEB	2014
8.	602	OSU	2004
9.	597	MSU	1999
10.	589	IOWA	1996

### Per return (minimum 20)

1.	18.0	MICH	1947
2.	17.5	WIS	1947
3.	17.0	IOWA	1940
4.	16.7	IOWA	1997
5.	16.5	NU	2012
6.	16.3	OSU	2004
7.	15.9	MINN	1973
		NEB	2014
9.	15.5	PUR	1972
		IOWA	1996

## KICKOFF RETURNS

### RETURNS

#### Game

1.	12	NU at MSU	11/18/1989
2.	11	IND at WIS	11/13/2010
		NU at WIS	11/27/2010
4.	10	WIS at OSU	11/8/1969
		WIS vs. MICH	10/1/1988
		MINN vs. MICH	11/13/1993
7.	9	On multiple occasions, most recently by ILL at NU	11/24/2012

### Season

1.	85	NU	1981
2.	73	IND	2008
3.	72	MICH	2010
4.	70	NU	1989
		IND	2011
6.	64	IOWA	1973
		MICH	2008
		IND	2010
9.	62	IND	2000
10.	61	WIS	1988
		MINN	2007

### YARDS

#### Game

1.	325	NU at WIS	11/27/2010
2.	283	MINN vs. IOWA	11/22/2008
3.	271	MINN at Florida Atlantic	9/15/2007
4.	270	NU vs. Texas Christian	9/7/2002
5.	261	MINN vs. Iowa State	9/13/1997
6.	260	MSU at PSU	11/26/1994
7.	256	OSU at Pittsburgh	9/17/1988
8.	250	MINN vs. San Jose State	9/12/1992
9.	246	PUR at WIS	11/5/2011
10.	241	MICH vs. OSU	11/25/1961

### Season

1.	1,544	MICH	2010
2.	1,476	IND	2010
3.	1,456	IND	2008
4.	1,434	PUR	2007
5.	1,422	MSU	2009
6.	1,418	MINN	2007
7.	1,381	IOWA	1973
8.	1,376	PUR	2012
9.	1,372	MICH	2008
10.	1,361	MSU	2007

### Per return (minimum 30 returns)

1.	28.7	PUR	2011
2.	27.9	MICH	1940
3.	27.3	MICH	1990
4.	26.4	OSU	2010
5.	25.9	MSU	2009
6.	25.7	MSU	2007
7.	25.5	NEB	2011
		MD	2014
9.	25.3	IOWA	2010
10.	25.2	PUR	1962

### TOUCHDOWNS

#### Season

1.	3	PUR	1970
		MSU	2003
		IND	2006
		PUR	2007
5.	2	OSU	1974
		MSU	1979
		MSU	1995
		MINN	1997
		MSU	2001
		IOWA	2002
		PSU	2008
		IND	2009
		MINN	2011

# INDIVIDUAL/TEAM RECORDS - CONFERENCE

## INDIVIDUAL SINGLE GAME

### TOTAL OFFENSE

#### Most Plays:

- 84 Drew Brees, PUR at WIS (1 run, 83 pass), 10/10/1998
- 82 Drew Brees, PUR vs. WIS (18 run, 64 pass), 11/6/1999
- 76 Dave Wilson, ILL at OSU (7 run, 69 pass), 11/8/1980  
Sandy Schwab, NU vs. MICH (5 run, 71 pass), 10/23/1982

#### Most Yards Gained:

- 585 Dave Wilson (-36 run, 621 pass), ILL at OSU, 11/8/1980
- 584 Devin Gardner (81 run, 503 pass), MICH vs. IND, 10/19/2013
- 536 Tim Schade (58 run, 478 pass), MINN at PSU, 9/4/1993
- 530 Kyle Orton (8 run, 522 pass), PUR vs. IND, 11/20/2004

#### Yards Per Play (minimum 10 plays):

- 25.8 Lee Evans (10-258 receiving), WIS vs. MSU, 11/15/2003
- 18.0 Rob Lytle (10-180 rushing), MICH vs. MSU, 10/9/1976  
Courtney Roby (11-198 receiving), IND vs. IOWA, 10/19/2002
- 17.9 Mike Pruitt (10-179 rushing), PUR vs. IOWA, 11/2/1974

### RUSHING

#### Most Attempts:

- 57 Kent Kitzmann (266 yds.), MINN at ILL, 11/12/1977
- 56 Lorenzo White (292 yds.), MSU vs. IND, 11/4/1987

#### Most Yards Gained:

- 408 Melvin Gordon (25 att.), WIS vs. NEB, 11/15/2014
- 377 Anthony Thompson (52 att.), IND at WIS, 11/11/1989
- 350 Eric Allen (29 att.), MSU at PUR, 10/30/1971
- 347 Ron Johnson (31 att.), MICH vs. WIS, 11/16/1968

#### Most Yards Per Play (minimum 10 rushes):

- 18.0 Rob Lytle (10-180), MICH vs. MSU, 10/9/1976
- 17.9 Mike Pruitt (10-179), PUR vs. IOWA, 11/2/1974

#### Longest Run From Scrimmage:

- 98 Mickey Erehart, IND at IOWA, 11/9/1912  
Darrell Thompson, MINN vs. MICH, 11/7/1987
- 96 Eddie Vincent, IOWA vs. PUR, 11/6/1954

### PASSING

#### Most Attempts:

- 83 Drew Brees (55 comp., 524 yds.), PUR at WIS, 10/10/1998
- 71 Sandy Schwab (45 comp., 436 yds.), NU vs. MICH, 10/23/1982

#### Most Completions:

- 55 Drew Brees (83 att., 524 yds.), PUR at WIS, 10/10/1998
- 45 Sandy Schwab (71 att., 436 yds.), NU vs. MICH, 10/23/1982
- 45 Ben Chappell (64 att., 480 yds.), IND vs. MICH, 10/2/2010

#### Most Yards Gained:

- 621 Dave Wilson (43 of 69), ILL at OSU, 11/8/1980
- 558 Chuck Hartlieb (44 of 60), IOWA at IND, 10/29/1988
- 522 Drew Brees (31 of 36), PUR vs. MINN, 10/3/1998  
Kyle Orton (33 of 54), PUR vs. IND, 11/20/2004

#### Best Completion Percentage (10 or more attempts):

- 1.000 Kain Colter, NU vs. OSU (12 of 12), 10/5/2013  
Brad Banks, IOWA vs. NU (10 of 10), 11/9/2002  
Kain Colter, NU at MINN (10 of 10), 10/13/2012
- .944 Darrell Bevell, WIS vs. NU (17 of 18), 10/9/1993
- .941 Russell Wilson, WIS at MINN (16 of 17), 11/12/2011

#### Most Consecutive Completions:

- 22 Chuck Long, IOWA at IND, 10/20/1984
- 16 Russell Wilson, WIS at MINN, 11/12/2011
- 15 Kyle Orton, PUR at WIS, 10/18/2003
- 14 Tony Eason, ILL at IOWA, 10/30/1982  
Kerry Collins, PSU at MINN, 9/3/1994

#### Most Interceptions Thrown:

- 7 Demetrius Brown, MICH at MSU (12 of 26), 10/10/1987
- 6 Tom O'Connell, ILL at IOWA (22 of 34), 11/8/1952  
Don Swanson, MINN at WIS (6 of 17), 11/20/1954

### Most TD Passes:

- 7 Chuck Hartlieb (25 of 32, 471 yds.), IOWA at NU, 11/7/1987 (TD passes of 35, 22, 7, 7, 9, 44, 95 yds.)
- 6 Dave Wilson (43 of 69, 621 yds.), ILL at OSU, 11/8/1980 (TD passes of 24, 38, 8, 13, 2, 1 yds.)  
Chuck Long (19 of 26, 399 yds.), IOWA at NU, 10/26/1985 (TD passes of 28, 44, 89, 35, 25, 4 yds.)  
Scott Eckers (24 of 36, 402 yds.), MINN vs. PUR, 10/9/1993 (TD passes of 11, 21, 31, 33, 1, 26)  
Drew Brees (31 of 36, 522 yds.), PUR vs. MINN, 10/3/1998 (TD passes of 46, 21, 10, 26, 2, 10)  
Drew Brees (24 of 42, 338 yds.), PUR at NU, 11/7/1998 (TD passes of 7, 8, 35, 7, 3, 70)  
Kyle Orton (33 of 54, 522 yds.), PUR vs. IND, 11/20/2004 (TD passes of 52, 23, 21, 17, 26, 12)  
Tre Roberson (25 of 37, 273 yds.), IND vs. PUR, 11/30/2013 (TD passes of 2, 4, 27, 17, 2, 6)

### Longest Passing Play:

- 99 John Paci to Thomas Lewis, IND at PSU, 11/6/1993  
Drew Brees to Vinny Sutherland, PUR vs. NU, 10/25/1999
- 97 Ryan Mallett to Mario Manningham, MICH at WIS, 11/10/2007
- 96 Asad Abdul-Khalik to Jared Ellerson, MINN at NU, 10/4/2003
- 95 Len Dawson to Erich Barnes, PUR vs. NU, 11/12/1955  
Chuck Hartlieb to Quinn Early, IOWA at NU, 11/7/1987  
Brad Banks to Dallas Clark, IOWA vs. PUR, 10/5/2002

### RECEIVING

#### Most Receptions:

- 21 Chris Daniels, PUR vs. MSU (301 yds.), 10/16/1999
- 18 Randall Lane, PUR vs. WIS (178 yds.), 10/10/1998
- 17 Jon Harvey, NU vs. MICH (208 yds.), 10/23/1982
- 16 David Williams, ILL at PUR (164 yds.), 10/12/1985  
Jason Spear, IND vs. PUR (147 yds.), 11/22/1997  
Taylor Stubblefield, PUR at WIS (130 yds.), 10/18/2003  
Dorien Bryant, PUR vs. NU (153 yds.), 10/15/2005  
Zeke Markshausen, NU vs. MSU (111 yds.), 10/17/2009

#### Most Yards Gained:

- 369 Jeremy Gallon, MICH vs. IND (14 catches), 10/19/2013
- 301 Chris Daniels, PUR vs. MSU (21 catches), 10/16/1999
- 285 Thomas Lewis, IND at PSU (12 catches), 11/6/1993
- 268 A.J. Jenkins, ILL vs. NU (12 catches), 10/1/2011
- 258 Lee Evans, WIS vs. MSU (10 catches), 11/15/2003

#### Most TD Receptions:

- 5 Omar Douglas, MINN vs. PUR, 10/9/1993  
Lee Evans, WIS vs. MSU, 11/15/2003
- 4 Reggie Arnold, PUR vs. IOWA, 10/22/1977  
Quinn Early, IOWA at NU, 11/7/1987  
Derrick Alexander, MICH vs. MINN, 10/24/1992  
Bobby Engram, PSU vs. MINN, 9/4/1993  
Jonathan Orr, WIS at NU, 10/8/2005  
Ed Hinkel, IOWA vs. MINN, 11/19/2005  
James Hardy, IND vs. MSU, 10/28/2006  
Drake Dunsmore, NU at IND, 10/29/2011

### SCORING

#### Most Points:

- 36 Blake Ezor, MSU vs. NU (6 TD), 11/18/1989  
Levron Williams, IND vs. WIS (6 TD), 10/6/2001
- 32 Anthony Thompson, IND vs. NU (5 TD, 2XP), 10/7/1989
- 30 Red Grange, ILL vs. MICH (5 TD), 10/18/1924  
Ron Johnson, MICH vs. WIS (5 TD), 11/16/1968  
Mike Northington, PUR vs. IOWA (5 TD), 11/3/1973  
Billy Marek, WIS vs. MINN (5 TD), 11/23/1974  
Keith Byars, OSU vs. ILL (5 TD), 10/13/1984  
Omar Douglas, MINN vs. PUR (5 TD), 10/9/1993  
Mike Alstott, PUR at MINN (5 TD), 10/9/1993  
Ki-Jana Carter, PSU vs. MSU (5 TD), 11/26/1994  
Anthony Davis, WIS vs. MINN (5 TD), 11/23/2002  
Lee Evans, WIS vs. MSU (5 TD), 11/15/2003  
Brian Calhoun, WIS at ILL (5 TD), 10/29/2005  
Mikel Leshoure, ILL at MICH (5 TD), 11/6/2010  
Carlos Hyde, OSU at ILL (5 TD), 11/16/2013

# INDIVIDUAL/TEAM RECORDS - CONFERENCE

## INDIVIDUAL SINGLE GAME, CONT.

### Most Touchdowns:

- 6 Blake Ezor, MSU vs. NU, 11/18/1989  
Levron Williams, IND vs. WIS, 10/6/2001
- 5 Red Grange, ILL vs. MICH, 10/18/1924  
Ron Johnson, MICH vs. WIS, 11/16/1968  
Mike Northington, PUR vs. IOWA, 11/3/1973  
Billy Marek, WIS vs. MINN, 11/23/1974  
Keith Byars, OSU vs. ILL, 10/13/1984  
Anthony Thompson, IND vs. NU, 10/7/1989  
Omar Douglas, MINN vs. PUR, 10/9/1993  
Mike Alstott, PUR at MINN, 10/9/1993  
Ki-Jana Carter, PSU vs. MSU, 11/26/1994  
Anthony Davis, WIS vs. MINN, 11/23/2002  
Lee Evans, WIS vs. MSU, 11/15/2003  
Brian Calhoun, WIS at ILL, 10/29/2005  
Mikel Leshoure, ILL at MICH, 11/6/2010  
Carlos Hyde, OSU at ILL, 11/16/2013

### Most Field Goals:

- 5 Walter Eckersall, CHI at ILL, 11/19/1905  
Dan Beaver, ILL vs. PUR, 10/10/1973  
Rick Anderson, PUR vs. MSU, 10/25/1980  
Bob Atha, OSU vs. IND, 10/24/1981  
Mike Bass, ILL at WIS, 10/23/1982  
Chris White, ILL vs. WIS, 10/6/1984  
Mike Gillette, MICH vs. MINN, 11/5/1988  
John Langeloh, MSU vs. WIS, 11/19/1988  
Doug Higgins, ILL vs. MSU, 10/20/1990  
J.D. Carlson, MICH vs. ILL, 11/10/1990  
Adam Bailey, MINN at PSU, 10/18/1997  
Paul Edinger, MSU vs. NU, 10/13/1998  
Paul Edinger, MSU vs. OSU, 11/7/1998  
Travis Forney, PSU vs. MSU, 11/28/1998  
Kyle Schlicher, IOWA at MINN, 11/13/2004  
Joel Howells, NU vs. PSU, 9/24/2005  
K.C. Lopata, MICH at MINN, 11/8/2008

### Longest Field Goal:

- 63 Morten Andersen, MSU at OSU (soccer style), 9/19/1981
- 62 Pat O'Dea, WIS vs. NU (drop kick), 10/14/1899  
Chip Lohmiller, MINN vs. IOWA (SS), 11/22/1986

### Most PAT Attempts:

- 11 Vic Janowicz, OSU vs. IOWA (10 made), 10/28/1950  
John Langeloh, MSU vs. NU (10 made), 11/18/1989  
Philip Welch, WIS vs. IND (11 made), 11/13/2010
- 10 Ali Haji-Shiekh, MICH vs. ILL (10 made), 11/7/1981  
Philip Welch, WIS vs. NU (10 made), 11/27/2010

### Most PAT Made:

- 11 Philip Welch, WIS vs. IND (11 att.), 11/13/2010
- 10 Vic Janowicz, OSU vs. IOWA (11 att.), 10/28/1950  
Ali Haji-Shiekh, MICH vs. ILL (10 att.), 11/7/1981  
John Langeloh, MSU vs. NU (11 att.), 11/18/1989  
Philip Welch, WIS vs. NU (10 att.), 11/27/2010

## PUNTING

### Most Punts:

- 24 Chuck Ortmann (723 yds.), MICH at OSU, 11/25/1950

### Most Yards Punted:

- 723 Chuck Ortmann (24 punts), MICH at OSU, 11/25/1950
- 685 Vic Janowicz (21 punts), OSU vs. MICH, 11/25/1980

### Best Average (min. 4 punts):

- 59.2 Mike Sadler, MSU vs. IND (4 for 237 yards), 10/12/2013
- 57.3 Fred Morrison, OSU vs. WIS (4 for 229 yards), 10/22/1949
- 57.0 Cameron Johnston, OSU at ILL (6 for 342 yards), 11/16/2013
- 56.6 Paul Burton, NU vs. IND (5 for 283 yards), 9/30/1995
- 56.0 Cody Webster, PUR vs. IND (6 for 336), 11/27/2010

### Longest Punt:

- 110 Pat O'Dea, WIS at NU, 10/25/1897 (field was 110 yards long)
- 96 George O'Brien, WIS at IOWA, 10/18/1952
- 92 Dick Crayne, IOWA at IND, 11/3/1934

## PUNT RETURNS

### Most Returned:

- 12 Bill Lane, WIS vs. IND (87 yards), 11/3/1951
- 9 Nile Kinnick, IOWA vs. IND (201 yards), 10/7/1939  
Bruce Branch, PSU vs. ILL (103 yards), 10/30/1999  
Steve Breaston, MICH vs. WIS (116 yards), 9/23/2006

### Most Yards Returned:

- 201 Nile Kinnick, IOWA vs. IND (9 ret.), 10/7/1939

### Longest Punt Return:

- 95 Al Brenner, MSU at ILL, 10/1/1966  
Bill Happell, IOWA at MINN, 11/17/1984
- 94 Lance Bennett, IND vs. MSU, 9/25/2004

### Most Blocked:

- 2 Mike Enich, IOWA at PUR, 11/4/1939  
Lonnie Young, MSU vs. MINN, 10/29/1983  
Tito Paul, OSU vs. NU, 10/17/1992

## KICKOFF RETURNS

### Most Returned:

- 9 Tim Dwight, IOWA at OSU (143 yds.), 10/28/1995  
Troy Stoudermire, MINN vs. IOWA (283 yds.), 11/22/2008  
Venric Mark, NU at WIS (273 yds.), 11/27/2010
- 8 Rick Hoffman, IND vs. MICH (137 yds.), 10/30/1971  
Craig Clemons, IOWA at MICH (165 yds.), 11/6/1971  
Eric Scott, NU at OSU (184 yds.), 10/21/1993  
Dorien Bryant, PUR vs. MSU (153 yds.), 11/10/2007  
Demetrius McCray, IND vs. WIS (191 yds.), 11/8/2008  
Glenn Winston, MSU at PSU (173 yds.), 11/22/2008  
Ameer Abdullah, NEB at OSU (128 yds.), 10/6/2012

### Most Yards Returned:

- 283 Troy Stoudermire, MINN vs. IOWA (9 ret.), 11/22/2008
- 273 Venric Mark, NU at WIS (9 ret.), 11/27/2010
- 228 William Likely, MD vs. MSU (7 ret.), 11/15/2014
- 218 Darryl Stonum, MICH vs. IND (7 ret.), 9/26/2009
- 206 Raheem Mostert, PUR at WIS (5 ret.), 11/5/2011

### Longest Kickoff Return:

- 100 Jack Brown, PUR vs. IND, 11/19/1938  
George Rice, IOWA at PUR, 10/6/1951  
Bill Wentz, OSU at ILL, 10/8/1960  
Stan Brown, PUR vs. IND, 11/21/1970  
Rick Upchurch, MINN at WIS, 11/23/1974  
Ira Matthews, WIS vs. IOWA, 11/6/1976  
Bobby Weber, MINN at OSU, 9/17/1977  
Michael Jones, WIS vs. NU, 9/29/1984  
Seth Smith, MICH vs. WIS, 10/29/1994  
Derrick Mason, MSU at PSU, 11/26/1994  
Aaron Stecker, WIS vs. MINN, 11/11/1995  
Derin Graham, IND vs. WIS, 10/3/1998  
Jermaine Mays, MINN at IND, 10/21/2000  
Herb Haygood, MSU at NU, 9/29/2001  
DeAndra Cobb, MSU at MINN, 10/18/2003  
Ted Ginn, Jr., OSU at MINN, 10/29/2005  
Akeem Hunt, PUR at OSU, 10/20/2012  
Raheem Mostert, PUR at PSU, 11/16/2013  
Jalen Myrick, MINN vs. NU, 10/11/2014

## INTERCEPTIONS

### Most Passes Intercepted:

- 4 Clarence Bratt, WIS vs. MINN, 11/20/1954  
Paul Beery, PUR at WIS, 10/9/1976  
John Miller, MSU vs. MICH, 10/10/1987

### Most Yards Interception Returns:

- 140 Walt Bowser, MINN at MSU (2 int.), 11/14/1970

# INDIVIDUAL/TEAM RECORDS - CONFERENCE

## Longest Pass Interception Return:

- 105 Coots Cunningham, WIS at PUR, 11/6/1907

## OTHER RETURNS

### Recovered Fumble Return:

- 96 Jeff Arneson, ILL at OSU, 10/10/1992
- 95 Combined (Nick Buonamici, 22, and Ray Griffin, 73), OSU at IND, 10/30/1976

### Blocked Kick Return:

- 100 Quintin Parker, ILL at WIS, 10/28/1989 (PAT att.)
- 99 D.J. Johnson, IOWA at PSU, 9/28/2002 (PAT att.)

## INDIVIDUAL SEASON

(Second number in parentheses is number of conference games played in the season)

## TOTAL OFFENSE

### Most Plays:

- 438 Drew Brees, PUR (75 run, 363 pass) (8), 2000
- 431 Drew Brees, PUR (59 run, 372 pass) (8), 1999
- 428 Tony Eason, ILL (79 run, 349 pass) (9), 1981
- 425 Sandy Schwab, NU (74 run, 351 pass) (9), 1982

### Most Yards Gained:

- 3,008 Tony Eason, ILL (-16 run, 3,024 pass) (9), 1981
- 2,903 Drew Brees, PUR (464 run, 2,439 pass) (8), 2000
- 2,854 Drew Brees, PUR (83 run, 2,771 pass) (8), 1998
- 2,762 Tony Eason, ILL (82 run, 2,680 pass) (9), 1982
- 2,735 Drew Brees, PUR (114 run, 2,621 pass) (8), 1999

## RUSHING

### Most Attempts:

- 288 Lorenzo White, MSU (8), 1985
- 286 Anthony Thompson, IND (8), 1989
- 259 Lorenzo White, MSU (8), 1987

### Highest Avg. Rushes Per Game:

- 36.0 Lorenzo White, MSU (8), 1985
- 35.8 Anthony Thompson, IND (8), 1989
- 35.7 Mike Adamle, NU (7), 1970

### Most Yards Gained (Net):

- 1,648 Melvin Gordon, WIS (8), 2014, (205 att.)
- 1,549 Damien Anderson, NU (8), 2000 (234 att.)
- 1,470 Lorenzo White, MSU (8), 1985 (288 att.)
- 1,465 Larry Johnson, PSU (8), 2002 (166 att.)
- 1,399 Anthony Thompson, IND (8), 1989 (286 att.)

### Highest Avg. Per Game:

- 206.0 Melvin Gordon, WIS (8), 2014
- 193.6 Damien Anderson, NU (8), 2000
- 183.7 Lorenzo White, MSU (8), 1985
- 183.1 Larry Johnson, PSU (8), 2002
- 174.9 Anthony Thompson, IND (8), 1989

### Highest Avg. Gain Per Rush:

20 to 40 Attempts: 13.1, David Gilreath, WIS, 2008 (20 att.)  
41 to 50 Attempts: 8.8, Willie Fleming, IOWA, 1958 (41 att.)  
51 to 75 Attempts: 8.8, Bob Mitchell, ILL, 1955 (53 att.)  
Over 75 Attempts: 8.8, Larry Johnson, PSU, 2002 (166 att.)

## PASSING

### Most Attempts:

- 373 Drew Brees, PUR (8), 1998
- 372 Drew Brees, PUR (8), 1999
- 363 Drew Brees, PUR (8), 2000
- 360 Curtis Painter, PUR (8), 2007
- 355 C.J. Bachér, NU (8), 2007

### Most Completions:

- 248 Drew Brees, PUR (8), 1998
- 226 Drew Brees, PUR (8), 1999
- 222 Tony Eason, ILL (9), 1982
- 220 C.J. Bachér, NU (8), 2007
- 218 Curtis Painter, PUR (8), 2007

## Best Completion Percentage:

- .737 Dan Persa, NU (8), 2011 (168-228)
- .733 Scott Tolzien, WIS (8), 2010 (118-161)
- .710 Russell Wilson, WIS (8), 2011 (120-169)
- .699 Dan Persa, NU (6), 2010 (137-196)
- .687 Darrell Bevell, WIS (8), 1993 (125-182)

## Most Yards Gained:

- 3,024 Tony Eason, ILL (9), 1981
- 2,772 Drew Brees, PUR (8), 1998
- 2,680 Tony Eason, ILL (9), 1982

## Most TD Passes:

- 28 Drew Brees, PUR (8), 1998
- 21 J.T. Barrett, OSU (8), 2014
- 20 Tony Eason, ILL (9), 1981  
Troy Smith, OSU (8), 2006

## Highest Efficiency (minimum 15 attempts/game):

- 179.2 Russell Wilson, WIS (8)  
(120-169, .710, 1,556 yds., 17 TD, 2 int.), 2011
- 178.5 Jim Harbaugh, MICH (8)  
(104-153, .680, 1,479 yds., 16 TD, 4 int.), 1985
- 177.8 Elvis Grbac, MICH (8)  
(99-149, .664, 1,370 yds., 16 TD, 1 int.), 1991
- 177.6 Devin Gardner, MICH (4)  
(57-90, .633, 1,005 yds, 8 TD, 4 int.), 2012
- 171.2 Brad Banks, IOWA (8)  
(105-173, .607, 1,625 yds., 19 TD, 4 int.), 2002

## RECEIVING

### Most Receptions:

- 85 David Williams, ILL (9), 1984
- 79 Chris Daniels, PUR (8), 1999
- 78 Rodney Carter, PUR (8), 1985
- 71 Allen Robinson, PSU (8), 2013
- 68 Ricky Edwards, NU (9), 1983

### Most Yards Gained:

- 1,070 David Williams, ILL (9), 1984 (85 catches)
- 1,034 David Boston, OSU (8), 1998 (53 catches)
- 984 Allen Robinson, PSU (8), 2013 (71 catches)
- 975 Lee Evans, WIS (8), 2001 (50 catches)
- 956 Jeremy Gallon, MICH (8), 2013 (58 catches)

### TD Passes Caught:

- 13 Desmond Howard, MICH (8), 1991 (44 catches)
- 11 Anthony Carter, MICH (8), 1980 (36 catches)  
Omar Douglas, MINN (8), 1993 (54 catches)  
David Boston, OSU (8), 1998 (53 catches)  
Braylon Edwards, MICH (8), 2003 (49 catches)

## SCORING

### Most Points:

- 146 Montee Ball, WIS (8), 2011 (24 TD, 1 2XP)
- 120 Keith Byars, OSU (9), 1984 (20 TD)  
Melvin Gordon, WIS (8), 2014 (20 TD)
- 114 Keith Byars, OSU (9), 1983 (19 TD)  
Ki-Jana Carter, PSU (8), 1994 (19 TD)

### Most Touchdowns:

- 24 Montee Ball, WIS (8), 2011
- 20 Keith Byars, OSU (9), 1984  
Melvin Gordon, WIS (8), 2014
- 19 Keith Byars, OSU (9), 1983  
Ki-Jana Carter, PSU (8), 1994

### Most Field Goals:

- 20 Paul Edinger, MSU (8), 1998 (24 att.)
- 19 Chris White, ILL (9), 1984 (22 att.)  
Dave Rayner, MSU (8), 2004 (25 att.)



# INDIVIDUAL/TEAM RECORDS - CONFERENCE

## INDIVIDUAL SEASON, CONT.

### Most PAT:

1. 49 Sean Nuernberger, OSU (8), 2014 (49 att.)
2. 48 Drew Basil, OSU (8), 2013 (49 att.)
3. 47 Philip Welch, WIS (8), 2010 (47 att.)
4. 46 Brett Conway, PSU (8), 1994 (46 att.)
5. 45 Philip Welch, WIS (8), 2011 (46 att.)

### PUNTING

#### Most Punts:

1. 65 Terry Simmons, MINN (8), 1977 (32.3 avg.)
2. 64 Frank Sunderman, IOWA (8), 1971 (37.7 avg.)
3. 63 Ralf Mojsiejenko, MSU (9), 1983 (42.9 avg.)  
Shawn Carpenter, NU (9), 1984 (38.0 avg.)

#### Best Average:

1. 49.7 Greg Montgomery, MSU (8), 1986 (28 punts, 1392 yds.)
2. 49.1 Travis Dorsch, PUR (8), 2001 (37 punts, 1818 yds.)
3. 48.0 Brandon Fields, MSU (8), 2004 (28 punts, 1344 yds.)

### PUNT RETURNS

#### Most Returned:

1. 33 Tom Campana, OSU (8), 1971 (404 yds.)

#### Best Average:

1. 32.5 Dean Look, MSU (6), 1958 (6 ret.)

#### Most Touchdowns:

1. 4 Ted Ginn, Jr., OSU (8), 2004 (14 ret.)
2. 3 Ira Matthews, WIS (8), 1978 (14 ret.)  
Tim Dwight, IOWA (8), 1997 (23 ret.)

### KICKOFF RETURNS

#### Most Returned:

1. 37 Shane Wynn, IND (8), 2011 (816 yds.)
2. 34 Tandon Doss, IND (8), 2010 (756 yds.)
3. 33 Darryl Stonum, MICH (8), 2009 (799 yds.)  
Akeem Hunt, PUR (8), 2012 (739 yds.)
5. 31 Troy Stoudermire, MINN (8), 2009 (776 yds.)

#### Best Average:

1. 41.1 Stan Brown, PUR (6), 1970 (12 ret., 493 yds.)

#### Most Touchdowns:

1. 3 Stan Brown, PUR (6), 1970 (ret. of 100, 96, 93 yds.)

### PASS INTERCEPTIONS

#### Most Interceptions:

1. 9 Tom Curtis, MICH (7), 1968 (182 yds.)

#### Most Yards Returned:

1. 203 Walt Bowser, MINN (6), 1970 (5 int.)

## TEAM SINGLE GAME

### TOTAL OFFENSE

#### Most Plays:

1. 109 IND at MINN (68 runs, 41 passes, 577 yds.), 11/4/1978
2. 107 MICH vs. MINN (77 runs, 30 passes, 453 yds.), 10/26/1968
3. 106 NU at PUR (48 runs, 58 passes, 334 yds.), 11/11/1989

#### Fewest Plays:

1. 34 IOWA at IND (31 run, 3 pass), 10/28/1944
2. 35 ILL vs. OSU (28 run, 7 pass), 11/16/1946

#### Most Yards Gained:

1. 832 MINN at NU (832 run), 11/25/1905
2. 763 PUR vs. IND (173 run, 590 pass), 11/20/2004
3. 751 MICH vs. IND (248 run, 503 pass), 10/19/2013
4. 713 IOWA vs. NU (138 run, 575 pass), 10/8/1983
5. 705 MSU at ILL (376 run, 329 pass), 9/24/2005

#### Fewest Yards Gained:

1. -19 IOWA at WIS (-87 run, 68 pass), 10/18/1941

### RUSHING

#### Most Rushes:

1. 136 MINN at NU (832 yds.), 11/25/1905
2. 92 PUR vs. IOWA (483 yds.), 10/26/1968
3. 85 MICH at MINN (391 yds.), 10/23/1971

#### Fewest Rushes:

1. 14 PUR at MSU (-18 yds.), 11/7/1987
2. 15 MSU at PSU (14 yds.), 11/18/2006
3. 16 NU vs. MICH (26 yds.), 10/23/1982  
PUR vs. OSU (4 yds.), 10/20/1990  
MSU vs. MICH (36 yds.), 11/1/2003  
PUR at IND (31 yds.), 11/30/2013  
IOWA vs. MSU (23 yds.), 10/5/2013

#### Most Yards Gained:

1. 832 MINN at NU (136 att.), 11/25/1905
2. 581 WIS vs. NEB (53 att.), 11/15/2014
3. 573 MSU at PUR (70 att.), 10/30/1971  
MICH vs. NU (69 att.), 10/8/1975

#### Fewest Yards Gained:

1. -87 IOWA at WIS (29 rushes), 10/18/1941

#### Best Average per Rush:

1. 11.1 WIS vs. IND (50 rushes, 554 yds.), 11/16/2013
2. 11.0 WIS vs. NEB (53 rushes, 581 yds.), 11/15/2014
3. 10.6 MICH at IND (28 rushes, 297 yds.), 10/2/2010
4. 10.5 OSU at ILL (42 rushes, 441 yds.), 11/16/2013

### PASSING

#### Most Attempts:

1. 83 PUR vs. WIS (55 comp., 494 yds.), 10/10/1998
2. 71 NU vs. MICH (45 comp., 436 yds.), 10/23/1982
3. 69 ILL at OSU (43 comp., 621 yds.), 11/8/1980

#### Fewest Attempts:

1. 0 MINN at OSU, 10/19/1940

#### Most Completed:

1. 55 PUR vs. WIS (83 att.), 10/10/1998
2. 45 NU vs. MICH (71 att.), 10/23/1982  
IND vs. MICH (64 att.), 10/2/2010
4. 44 IOWA vs. IND (62 att.), 10/29/1988

#### Fewest Completed:

1. 0 By many teams, last WIS vs. OSU (8 att.), 11/18/1989

#### Most Yards Gained:

1. 621 ILL at OSU, 11/8/1980
2. 590 PUR vs. IND, 11/20/2004
3. 584 IOWA vs. NU, 11/7/1987

#### Best Completion Percentage (minimum 8 attempts):

1. 1.000 OSU vs. IOWA (8-8, 117 yds.), 10/11/1975  
IOWA vs. NU (12-12, 230 yds.), 11/9/2002
3. .974 WIS vs. NU (18-19, 218 yds.), 10/9/1993

#### Most TD Passes:

1. 7 IOWA at NU, 11/7/1987  
PUR vs. IND, 11/20/2004  
MSU at ILL, 9/24/2005
4. 6 ILL at OSU, 11/8/1980  
IOWA at NU, 10/26/1985  
MINN vs. PUR, 10/9/1993  
PUR vs. MINN, 10/3/1998  
PUR at NU, 11/7/1998  
PUR vs. IND, 11/21/1998  
IND vs. PUR, 11/30/2013

#### Most Interceptions Thrown:

1. 7 MINN at WIS, 11/20/1954  
MICH at MSU, 10/14/1987

# INDIVIDUAL/TEAM RECORDS - CONFERENCE

## TEAM SINGLE GAME, CONT.

### SCORING

#### Most Points:

- 107 MICH vs. IOWA, 11/8/1902
- 85 MICH at CHI, 10/21/1939
- 83 OSU vs. IOWA, 10/28/1950  
WIS vs. IND, 11/13/2010

#### Most Points, both teams:

- 132 MICH (67) vs. ILL (65), 11/6/2010
- 115 MINN (59) vs. PUR (56), 10/9/1993
- 110 MICH (63) vs. IND (47), 10/19/2013
- 107 MICH (107) vs. IOWA (0), 11/8/1902
- 105 NU (54) vs. MICH (51), 11/4/2000

#### Most Touchdowns:

- 12 MICH at CHI, 10/21/1939  
OSU vs. IOWA, 10/28/1950

#### Most Safeties:

- 2 IOWA at PUR, 11/4/1939  
WIS at PUR, 10/20/1951  
PUR at IND, 11/19/1955  
MINN at IND, 10/17/1981  
OSU vs. PUR, 11/10/2001  
WIS vs. MINN, 11/15/2008

#### Most PAT Made:

- 11 OSU vs. IOWA (12 att.), 10/28/1950  
WIS vs. IND (11 att.), 11/13/2010
- 10 MICH at CHI (12 att.), 10/21/1939  
MICH vs. ILL (10 att.), 11/7/1981  
MSU vs. NU (11 att.), 11/18/1989  
WIS vs. NU (10 att.), 11/27/2010

#### Most Field Goals:

- 5 ILL vs. PUR, 10/10/1973  
PUR vs. MSU, 10/25/1980  
ILL at WIS, 10/23/1982  
ILL vs. WIS, 10/6/1984  
MICH vs. MINN, 11/5/1988  
MSU vs. WIS, 11/19/1988  
ILL vs. MSU, 10/20/1990  
MICH vs. ILL, 11/10/1990  
MINN vs. PSU, 10/18/1997  
MSU vs. NU, 10/3/1998  
MSU vs. OSU, 11/7/1998  
PSU vs. MSU, 11/28/1998  
IOWA at MINN, 11/13/2004  
NU vs. PSU, 9/24/2005  
MICH at MINN, 11/8/2008

### FIRST DOWNS

#### Most By Rushing:

- 32 WIS at NU, 11/16/1974
- 31 PUR vs. IOWA, 10/26/1968

#### Fewest By Rushing:

- 0 IND at MICH, 11/12/1949  
MICH at OSU, 11/25/1950  
OSU at MSU, 10/16/1965  
MSU vs. PUR, 10/20/1979  
PUR vs. IOWA, 11/18/1989  
NU at MICH, 10/28/2006  
MSU vs. OSU, 9/29/2012  
MINN vs. MSU, 11/24/2012  
IOWA vs. MSU, 10/5/2013  
MICH vs. NEB, 11/9/2013  
MD vs. MSU, 11/15/2014

#### Most By Passing:

- 26 ILL at OSU, 11/8/1980

#### Fewest By Passing:

- 0 By numerous teams, most recently IND at MICH, 11/1/2014

#### Most Total First Downs:

- 42 IND vs. PUR, 11/30/2013
- 38 PUR at WIS, 11/2/1996
- 37 PUR vs. IND, 11/20/2004
- 36 NU vs. IND, 9/29/2012

#### Fewest Total First Downs:

- 0 MICH at OSU, 11/25/1950
- 1 PUR at OSU (1 run), 10/17/1942

### PUNTING

#### Most Punts:

- 28 MINN vs. IND, 11/24/1906

#### Fewest Punts:

- 0 18 times, most recently OSU vs. IOWA, 10/19/2013

#### Most Punting Yards:

- 723 MICH at OSU (24 punts), 11/25/1950
- 685 OSU vs. MICH (21 punts), 11/25/1950
- 551 MICH vs. OSU (12 punts), 11/17/2007
- 531 ILL vs. NU (14 punts), 10/28/1939

#### Best Average (minimum 4 punts):

- 59.2 MSU vs. IND (4 for 237 yds.), 10/12/2013
- 57.0 OSU at ILL (6 for 342 yds.), 11/16/2013
- 56.5 OSU at ILL (226 yds.), 11/8/1975

### FUMBLES

#### Most:

- 14 MSU vs. IOWA (3 lost), 10/23/1971
- 12 WIS at MICH (5 lost), 11/8/1944
- 11 ILL at WIS (8 lost), 10/20/1945

#### Most Lost:

- 8 ILL at WIS (11 fumbles), 10/20/1945  
ILL at PUR (10 fumbles), 10/10/1987

### PENALTIES

#### Most:

- 17 MSU at IND, 9/28/1957  
MINN vs. MSU, 10/31/2009

#### Most Yards:

- 171 PUR vs. NU, 10/25/1969

#### Fewest Penalties:

- 0 By numerous teams, most recently RU at OSU, 10/18/2014

# INDIVIDUAL/TEAM RECORDS - CONFERENCE

## TEAM SEASON

(Because of the varying number of conference games played from year to year, the statistical marks are per-game averages rather than totals. Figures in parentheses denote the number of conference games played in the season.)

### TOTAL OFFENSE

#### Most Plays:

- 91.7 OSU (7), 1969

#### Most Yards Gained:

- 531.2 OSU (8), 2013
- 523.1 MSU (8), 1978
- 509.1 MINN (8), 2003
- 507.6 PSU (8), 1994

#### Fewest Yards Gained:

- 118.6 PUR (5), 1942

#### Most Yards Gained By Opponents:

- 560.2 IND (8), 2013
- 524.7 NU (9), 1981
- 514.8 IND (8), 2012
- 506.2 ILL (8), 2013
- 499.9 ILL (8), 2005

#### Fewest Yards Gained By Opponents:

- 131.0 MICH (6), 1943

### RUSHING

#### Most Rushes:

- 69.5 OSU (8), 1973
- 65.7 OSU (7), 1969

#### Fewest Rushes:

- 25.0 PUR (8), 2013
- 26.7 IOWA (6), 1964

#### Most Yards Gained:

- 365.1 OSU (8), 1973
- 364.1 OSU (8), 1974

#### Fewest Yards Gained:

- 36.9 NU (9), 1981
- 50.1 PUR (8), 1989
- 51.9 PUR (8), 2013
- 58.0 NU (9), 1982

#### Most Yards Gained By Opponents:

- 374.5 IOWA (8), 1973
- 363.3 CHI (3), 1939

#### Fewest Yards Gained By Opponents:

- 34.6 MSU (7), 1965

### PASSING

#### Most Attempted:

- 49.8 PUR (8), 1998
- 47.5 PUR (8), 2007
- 47.4 PUR (8), 1999
- 46.4 IND (8), 2012
- 45.8 PUR (8), 1990
- PUR (8), 2000
- IND (8), 2010

#### Most Completed:

- 33.0 PUR (8), 1998
- 28.8 PUR (8), 2007
- 28.5 PUR (8), 1999
- 27.8 NU (8), 2007
- 27.6 ILL (8), 1985

#### Fewest Attempted:

- 4.0 MINN (5), 1943

#### Fewest Completed:

- 1.0 MINN (6), 1940
- MINN (5), 1943

#### Most Yards Gained:

- 374.5 PUR (8), 1998
- 340.2 ILL (9), 1981
- 333.5 PUR (8), 1999
- 332.4 IOWA (8), 1987

#### Fewest Yards Gained:

- 12.8 OSU (6), 1955

#### Most Yards Gained By Opponent:

- 327.5 IND (8), 2013
- 286.5 IOWA (8), 2005
- 283.5 OSU (8), 2013
- 282.4 MINN (8), 2006
- 275.5 OSU (8), 1981

#### Fewest Yards Gained By Opponent:

- 26.0 MICH (6), 1943

#### Highest Percentage Completed:

- .732 WIS (8), 2010 (120 of 164)
- .719 NU (8), 2011 (189-263)
- .698 WIS (8), 2011 (125-179)
- .683 WIS (8), 1993 (129 of 189)
- .673 PUR (8), 1980 (177 of 263)

#### Lowest Percentage Completed:

- .193 MINN (6), 1940

#### Highest Percentage Opponents' Passes Completed:

- .805 PUR (8), 1993
- .693 IND (8), 2003
- .691 ILL (8), 2005

#### Lowest Percentage Opponents' Passes Completed:

- .237 ILL (6), 1945

#### Lowest Defensive Pass Efficiency Rating (in points):

- 87.1 NEB (8), 2012
- 89.8 WIS (8), 2006
- 90.9 IOWA (8), 2009
- 92.8 PSU (8), 2004

#### Highest Defensive Pass Efficiency Rating (in points):

- 197.8 PUR (8), 1993
- 176.9 IND (8), 2010
- 176.8 ILL (8), 2005
- 173.3 MINN (8), 1995

### FIRST DOWNS

#### Most:

- 28.3 OSU (7), 1969

#### Fewest:

- 6.5 IOWA (6), 1944

#### Most Opponents' First Downs:

- 27.1 PUR (8), 2013
- 27.0 IND (9), 1983
- 26.5 IND (8), 2008
- 26.4 IND (8), 2013
- 26.3 ILL (8), 2003
- ILL (8), 2005

#### Fewest Opponents' First Downs:

- 6.0 MICH (4), 1940

# INDIVIDUAL/TEAM RECORDS - CONFERENCE

## TEAM SEASON, cont.

### SCORING

#### Most Points:

1. 48.1 PSU (385 points in 8), 1994
2. 46.0 OSU (368 points in 8), 2013
3. 45.2 WIS (362 points in 8), 2010
4. 44.8 OSU (358 points in 8), 2014
5. 43.4 NU (347 points in 8), 2000

#### Fewest Points:

1. 0 CHI (3), 1939
2. 2.6 ILL (5), 1941

#### Fewest Points By Opponents:

1. 3.8 ILL (6), 1951

#### Most Points By Opponents:

1. 64.0 CHI (192 in 3), 1939
2. 47.2 NU (425 in 9), 1981
3. 46.3 MINN (417 in 9), 1983  
NU (370 in 8), 1989

### PUNTING

#### Most Punts:

1. 10.8 NU (6), 1939

#### Fewest Punts:

1. 2.25 OSU (8), 1977

#### Highest Average:

1. 48.5 MSU (8), 1986
2. 47.2 OSU (8), 1975

#### Lowest Average:

1. 26.9 MINN (9), 1980

#### Highest Net Average:

1. 44.8 MICH (8), 1986
2. 43.6 OSU (8), 1984
3. 42.5 IOWA (8), 2010

### FUMBLES

#### Most:

1. 5.5 IND (6), 1946  
MSU (6), 1962  
MSU (8), 1971

#### Fewest:

1. 0.5 WIS (8), 2010
2. 0.6 PSU (8), 2001  
MINN (8), 2004  
OSU (8), 2010
5. 0.8 MSU (8), 2005  
MINN (8), 2005

#### Most Fumbles Lost:

1. 3.7 MSU (6), 1962

#### Fewest Fumbles Lost:

1. .13 MSU (8), 2003  
MINN (8), 2004  
NU (8), 2004  
OSU (8), 2010  
PSU (8), 2010  
WIS (8), 2010  
WIS (8), 2013

#### Most Opponents' Fumbles Recovered:

1. 3.0 PUR (6), 1943  
ILL (6), 1943  
MINN (6), 1952

#### Fewest Opponents' Fumbles Recovered:

1. .13 MINN (8), 1992  
MINN (8), 2003  
ILL (8), 2004  
OSU (8), 2004  
MINN (8), 2005  
IOWA (8), 2014

### PENALTIES

#### Most:

1. 9.6 MSU (8), 2003
2. 8.5 MSU (6), 1964

#### Fewest:

1. 2.0 IND (6), 1946  
NU (6), 1960

#### Most Yards Penalized:

1. 83.6 OSU (8), 1998

#### Fewest Yards Penalized:

1. 15.2 WIS (6), 1948



# ANNUAL STATISTICAL CHAMPIONS - INDIVIDUAL

## RUSHING

### CONFERENCE GAMES ONLY

Year	Player, School	G	ATT	AVG	YDS
1939	Harold Van Every, MINN	6	106	4.3	452
	Tom Harmon, MICH	5	76	5.8	444
1940	Bob Westfall, MICH	4	109	4.1	443
1941	Pat Harder, WIS	6	106	5.6	590
1942	Gene Fekete, OSU	6	134	3.4	550
1943	Tony Butkovich, PUR	4	95	6.6	629
1944	Les Horvath, OSU	6	126	5.3	669
1945	Ollie Cline, OSU	7	126	4.8	606
1946	Bob Chappuis, MICH	7	84	5.3	443
1947	Jack Weisenburger, MICH	6	82	6.1	503
	Harry Szulborski, PUR	6	88	5.8	503
1948	Harry Szulborski, PUR	6	125	5.0	631
1949	John Karras, ILL	7	109	6.7	732
1950	Dick Raklovits, ILL	6	92	4.6	431
1951	Alan Ameche, WIS	7	147	5.3	774
1952	Alan Ameche, WIS	6	146	4.9	721
1953	J.C. Caroline, ILL	6	141	6.5	919
1954	Eddie Vincent, IOWA	7	81	6.9	566
1955	Howard Cassady, OSU	6	118	6.0	711
1956	Mel Dillard, PUR	7	144	4.4	634
1957	Jim Pace, MICH	7	100	5.8	584
1958	Bob White, OSU	7	178	4.0	713
1959	Bob Jeter, IOWA	6	71	6.2	443
1960	Bob Ferguson, OSU	6	114	4.9	560
1961	Bob Ferguson, OSU	6	129	5.2	671
1962	Dave Francis, OSU	6	75	5.6	418
1963	Tom Nowatzke, IND	6	98	5.0	486
1964	Jim Grabowski, ILL	7	139	5.2	723
1965	Jim Grabowski, ILL	7	201	5.0	996
1966	Clinton Jones, MSU	7	120	4.9	593
1967	Leroy Keyes, PUR	7	120	7.1	849
1968	Ron Johnson, MICH	7	181	5.6	1017
1969	John Isenbarger, IND	7	177	5.6	985

(beginning in 1970, ranked on total yards per game)

Year	Player, School	G	ATT	AVG	YDS	AVG/G
1970	Mike Adamle, NU	7	250	4.2	1053	150.4
1971	Eric Allen, MSU	8	209	6.1	1283	160.4
1972	Otis Armstrong, PUR	8	211	5.9	1176	147.0
1973	Archie Griffin, OSU	8	196	6.0	1181	147.6
1974	Billy Marek, WIS	6	155	6.2	966	161.0
1975	Gordon Bell, MICH	8	182	5.8	1063	132.9
1976	Rob Lytle, MICH	8	160	5.8	1139	142.4
1977	Ron Springs, OSU	8	134	6.5	870	108.8
1978	Marion Barber, MINN	8	197	4.9	968	121.0
1979	Dennis Mosley, IOWA	8	188	4.7	892	111.5
1980	Calvin Murray, OSU	8	144	6.4	916	114.5
1981	Butch Woolfolk, MICH	9	178	5.7	1017	113.0
1982	Tim Spencer, OSU	8	180	5.7	1034	129.3
1983	Keith Byars, OSU	9	186	5.7	1065	118.3
1984	Keith Byars, OSU	9	253	5.2	1328	147.6
1985	Lorenzo White, MSU	8	288	5.1	1470	183.8
1986	Darrell Thompson, MINN-FR	8	168	5.3	888	111.0
1987	Lorenzo White, MSU	8	259	4.7	1213	151.6
1988	Tony Boles, MICH	7	157	5.9	934	133.4
1989	Anthony Thompson, IND	8	286	4.9	1399	174.9
1990	Tico Duckett, MSU	8	182	5.5	1008	126.0
1991	Vaughn Dunbar, IND	8	231	4.9	1126	140.8
1992	Tyrone Wheatley, MICH	8	157	6.7	1078	131.3
1993	Brent Moss, WIS	8	209	5.4	1120	140.0
1994	Ki-Jana Carter, PSU	8	157	7.9	1237	154.6
1995	T. Biakabutuka, MICH	8	193	6.9	1336	167.0
1996	Ron Dayne, WIS-FR	8	226	5.8	1306	163.3
1997	Curtis Enis, PSU	8	178	6.3	1117	139.6
1998	Ron Dayne, WIS	8	235	4.5	1060	132.5
1999	Ron Dayne, WIS	8	224	5.8	1310	163.8
2000	Damien Anderson, NU	8	234	6.6	1549	193.6
2001	Levron Williams, IND	8	171	7.0	1197	149.6
2002	Larry Johnson, PSU	8	166	8.8	1465	183.1
2003	Chris Perry, MICH	8	224	4.5	1014	126.8
2004	Michael Hart, MICH-FR	8	228	5.3	1214	151.8
2005	Albert Young, IOWA	8	200	5.0	1002	125.2
2006	P.J. Hill, WIS-FR	8	203	5.1	1032	129.0

Year	Player, School	G	ATT	AVG	YDS	AVG/G
2007	Chris Wells, OSU	8	190	5.9	1122	140.2
2008	Shonn Greene, IOWA	8	200	6.1	1223	152.9
2009	John Clay, WIS	8	193	5.0	968	121.0
2010	Mikel Leshoure, ILL	8	175	5.6	973	121.6
2011	Montee Ball, WIS	8	185	6.8	1262	157.8
2012	Montee Ball, WIS	8	218	5.4	1168	146.0
2013	Carlos Hyde, OSU	8	160	7.8	1249	156.1
2014	Melvin Gordon, WIS	8	205	8.0	1648	206.0

### ALL GAMES

Year	Player, School	G	ATT	AVG	YDS	AVG/G
1985	Lorenzo White, MSU	11	386	5.0	1908	173.5
1986	Darrell Thompson, MINN	11	217	5.7	1240	112.7
1987	Jamie Morris, MICH	11	259	5.7	1469	133.6
1988	Anthony Thompson, IND	12	355	4.7	1686	140.5
1989	Anthony Thompson, IND	11	358	5.0	1793	163.0
1990	Tico Duckett, MSU	12	257	5.4	1394	116.2
1991	Vaughn Dunbar, IND	12	364	5.0	1805	150.4
1992	Tyrone Wheatley, MICH	11	185	7.3	1357	123.4
1993	Brent Moss, WIS	12	312	5.2	1637	136.4
1994	Ki-Jana Carter, PSU	12	219	7.7	1695	141.3
1995	Darnell Autry, NU	12	387	4.6	1785	148.8
1996	Ron Dayne, WIS-FR	13	325	6.5	2109	162.2
1997	Tavian Banks, IOWA	12	260	6.5	1691	140.9
1998	Ron Dayne, WIS	11	295	5.2	1525	138.6
1999	Ron Dayne, WIS	12	337	6.0	2034	169.5
2000	Damien Anderson, NU	12	311	6.6	2063	171.9
2001	Anthony Davis, WIS-FR	11	291	5.0	1466	133.3
2002	Larry Johnson, PSU	13	271	7.7	2087	160.5
2003	Chris Perry, MICH	13	338	5.0	1674	128.8
2004	Michael Hart, MICH-FR	12	282	5.2	1455	121.2
2005	Laurence Maroney, MINN	11	281	5.2	1464	133.1
2006	P.J. Hill, WIS-FR	13	311	5.0	1569	120.7
2007	Mike Hart, MICH	10	265	5.1	1361	136.1
2008	Shonn Greene, IOWA	13	307	6.0	1850	142.3
2009	John Clay, WIS	13	287	5.3	1517	116.7
2010	Denard Robinson, MICH	13	256	6.6	1702	130.9
2011	Montee Ball, WIS	14	307	6.3	1923	137.4
2012	Le'Veon Bell, MSU	13	382	4.7	1793	137.9
2013	Carlos Hyde, OSU	11	208	7.3	1521	138.8
2014	Melvin Gordon, WIS	14	343	7.5	2587	184.8

## PASSING

### CONFERENCE GAMES ONLY

(based upon comparative grading until 1980)

Year	Player, School	G	ATT	CMP	PCT	YDS	INT	TD
1939	Harold Hursh, IND	5	56	27	.482	592	0	
1940	Harold Hursh, IND	5	65	32	.492	465	3	
1941	Len Seelinger, WIS	6	48	26	.542	419	3	
1942	Otto Graham, NU	6	104	53	.514	714	12	
1943	Otto Graham, NU	6	97	44	.509	523	0	
1944	Bob Hoernschemeyer, IND	7	82	37	.451	541	4	
1945	Ben Raimondi, IND	6	62	31	.500	470	2	7
1946	Ben Raimondi, IND	6	89	48	.539	598	4	7
1947	Bob Chappius, MICH	6	71	39	.549	655	5	7
1948	Chuck Ortmann, MICH	6	59	29	.492	547	2	6
1949	Don Burson, NU	7	95	44	.463	664	7	5
1950	John Coatta, WIS	7	81	52	.642	610	2	5
1951	John Coatta, WIS	7	146	76	.521	1030	12	8
1952	John Borton, OSU	6	135	75	.526	961	5	8
1953	Jim Miller, WIS	6	68	36	.529	683	4	6
1954	Len Dawson, PUR	6	122	63	.516	1019	6	7
1955	Len Dawson, PUR	7	134	76	.567	901	13	6
1956	Len Dawson, PUR	7	99	55	.556	691	9	7
1957	Jim Van Pelt, MICH	7	64	30	.469	465	2	7
1958	Randy Duncan, IOWA	6	111	66	.595	898	3	7
1959	Olen Treadway, IOWA	6	111	63	.568	663	1	4
1960	Ron Miller, WIS	7	144	72	.500	966	14	4
1961	Ron Miller, WIS	7	151	80	.523	1168	8	9
1962	Ron VanderKelen, WIS	7	146	77	.527	1009	4	10
1963	Ron DiGravio, PUR	7	134	74	.552	941	4	7
1964	Gary Snook, IOWA	6	234	110	.470	1544	13	9
1965	Bob Griese, PUR	7	178	96	.539	1097	6	4
1966	Bob Griese, PUR	7	152	89	.586	1223	9	9
1967	Mike Phipps, PUR	7	139	70	.504	1134	2	8

# ANNUAL STATISTICAL CHAMPIONS - INDIVIDUAL

## PASSING, CONT.

Year	Player, School	G	ATT	CMP	PCT	YDS	INT	TD	EFF
1968	Dennis Brown, MICH	7	157	76	.484	1119	8	9	
1969	Mike Phipps, PUR	7	238	118	.496	1599	16	13	
1970	Neil Graff, WIS	7	132	66	.500	926	3	7	
1971	Gary Danielson, PUR	6	107	66	.617	1146	6	8	
1972	Mitch Anderson, NU	9	165	84	.509	1184	7	6	
1973	Mitch Anderson, NU	8	150	74	.493	1025	6	10	
1974	Terry Jones, IND	8	145	83	.572	945	4	9	
1975	Tony Dungy, MINN	8	187	101	.540	1236	13	13	
1976	Ed Smith, MSU	7	180	94	.522	1142	8	8	
1977	Mark Herrmann, PUR-FR	8	195	106	.544	1511	19	12	
1978	Ed Smith, MSU	8	224	130	.580	1779	5	16	
1979	Mark Carlson, MINN	9	259	157	.606	1953	7	11	

*(beginning in 1980, ranked on pass efficiency system)*

Year	Player, School	G	ATT	CMP	PCT	YDS	INT	TD	EFF
1980	Mark Herrmann, PUR	8	259	174	.672	2350	12	14	153.0
1981	Tony Eason, ILL	9	349	211	.605	3024	12	20	145.3
1982	Mike Tomczak, OSU	7	127	71	.559	1293	4	8	155.9
1983	Chuck Long, IOWA	8	189	115	.609	1885	8	11	155.4
1984	Chuck Long, IOWA	9	214	144	.673	1842	11	10	144.7
1985	Jim Harbaugh, MICH	8	153	104	.680	1479	4	16	178.5
1986	Jim Harbaugh, MICH	8	182	120	.659	1900	7	7	158.6
1987	Chuck Hartlieb, IOWA	8	246	160	.650	2376	6	17	164.1
1988	Demetrius Brown, MICH	6	57	36	.632	600	0	5	180.5
1989	Michael Taylor, MICH	6	96	59	.615	922	3	10	170.3
1990	Matt Rodgers, IOWA	8	196	126	.643	1465	4	11	141.5
1991	Elvis Grbac, MICH	8	149	99	.664	1370	1	16	177.8
1992	Elvis Grbac, MICH	8	141	95	.674	1223	9	13	157.9
1993	Todd Collins, MICH	8	174	117	.672	1537	4	11	157.7
1994	Kerry Collins, PSU	8	196	132	.673	1817	4	14	164.7
1995	Bobby Hoying, OSU	8	205	128	.624	1994	8	16	162.1
1996	Todd Schultz, MSU	8	185	121	.654	1,625	7	7	144.1
1997	Joe Germaine, OSU	8	138	89	.645	1172	6	12	155.8
1998	Joe Germaine, OSU	8	268	159	.593	2446	7	19	154.2
1999	Brooks Bollinger, WIS	8	112	69	.616	966	1	7	152.9
2000	Drew Henson, MICH	8	217	131	.604	1852	4	16	152.7
2001	Jeff Smoker, MSU	7	180	110	.611	1631	5	15	159.2
2002	Brad Banks, IOWA	8	173	105	.607	1625	4	19	171.2
2003	Jim Sorgi, WIS	7	122	70	.574	1171	3	11	162.8
2004	Drew Tate, IOWA	8	280	176	.629	2099	9	15	137.1
2005	Troy Smith, OSU	8	172	111	.645	1713	3	13	169.6
2006	Troy Smith, OSU	8	196	126	.643	1547	5	20	159.2
2007	Todd Boeckman, OSU	8	185	117	.632	1406	10	15	143.0
2008	Terrelle Pryor, OSU-FR	8	119	74	.622	1019	3	8	151.3
2009	Daryll Clark, PSU	8	230	136	.591	1793	6	12	136.6
2010	Scott Tolzien, WIS	8	161	118	.733	1449	4	11	166.5
2011	Russell Wilson, WIS	8	169	120	.710	1556	2	17	179.2
2012	Devin Gardner, MICH	8	90	57	.633	1005	4	8	177.6
2013	Braxton Miller, OSU	8	186	121	.651	1551	4	19	164.5
2014	J.T. Barrett, OSU-FR	8	204	133	.652	1747	5	21	166.2

### ALL GAMES

Year	Player, School	G	ATT	CMP	PCT	YDS	INT	TD	EFF
1985	Jim Harbaugh, MICH	11	212	139	.656	1913	6	18	163.7
1986	Jim Harbaugh, MICH	11	239	158	.661	2432	8	10	158.7
1987	Chuck Hartlieb, IOWA	11	299	166	.656	2855	8	19	161.4
1988	Bobby McAllister, MSU	12	154	80	.520	1406	7	9	138.8
1989	Michael Taylor, MICH	8	121	74	.612	1081	3	11	161.2
1990	Elvis Grbac, MICH	12	266	155	.583	1911	10	21	137.1
1991	Elvis Grbac, MICH	12	254	165	.650	2085	6	25	161.7
1992	Elvis Grbac, MICH	10	199	129	.648	1640	12	17	150.2
1993	Darrell Bevell, WIS	12	276	187	.678	2390	11	19	155.2
1994	Kerry Collins, PSU	12	294	195	.663	2879	8	21	166.7
1995	Bobby Hoying, OSU	13	341	211	.619	3269	12	29	163.4
1996	Joe Germaine, OSU	12	147	80	.544	1193	4	15	150.8
1997	Randy Reiners, IOWA	11	100	54	.540	907	4	12	161.8
1998	Joe Germaine, OSU	12	384	230	.599	3330	7	25	150.6
1999	Rashard Casey, PSU	13	110	67	.609	1002	4	7	151.2
2000	Drew Henson, MICH	9	237	146	.616	2146	4	18	159.4
2001	Jeff Smoker, MSU	11	262	166	.634	2579	8	21	166.4
2002	Brad Banks, IOWA	13	294	170	.578	2573	5	26	157.1
2003	Asad Abdul-Khalik, MINN	13	250	158	.632	2401	5	17	162.3
2004	Kyle Orton, PUR	11	389	236	.607	3090	5	31	151.1

Year	Player, School	G	ATT	CMP	PCT	YDS	INT	TD	EFF
2005	Troy Smith, OSU	11	237	149	.629	2282	4	16	162.7
2006	Troy Smith, OSU	13	311	203	.653	2542	6	30	161.9
2007	Todd Boeckman, OSU	13	298	190	.638	2372	14	25	148.9
2008	Terrelle Pryor, OSU-FR	13	165	100	.606	1311	4	12	146.5
2009	Scott Tolzien, WIS	13	328	211	.643	2705	11	16	143.0
2010	Scott Tolzien, WIS	13	266	194	.729	2459	6	16	165.9
2011	Russell Wilson, WIS	14	309	225	.728	3175	4	33	191.8
2012	Devin Gardner, MICH	13	126	75	.595	1219	5	11	161.7
2013	Kenny Guiton, OSU	13	109	75	.688	749	2	14	165.2
2014	J.T. Barrett, OSU-FR	12	314	203	.646	2834	10	34	169.8

## TOTAL OFFENSE

### CONFERENCE GAMES ONLY

Year	Player, School	G	ATT-YDS	ATT-YDS	ATT-YDS
1939	Tom Harmon, MICH	5	76-444	57-394	133-838
1940	Tom Harmon, MICH	4	73-330	48-306	121-636
1941	Tom Kuzma, MICH	5	91-398	45-267	136-665
1942	Otto Graham, NU	6	82-148	104-714	186-862
1943	Bob Hoernschemeyer, IND	6	123-277	97-695	220-873
1944	Les Horvath, OSU	6	126-669	24-284	150-953
1945	Ollie Cline, OSU	7	126-606	0-0	126-606
1946	Bob Chappuis, MICH	7	84-443	64-596	148-1039
1947	Bob Chappuis, MICH	6	88-365	71-655	159-1020
1948	Chuck Ortmann, MICH	6	58-165	59-547	117-712
1949	Chuck Ortmann, MICH	6	78-268	100-500	178-768
1950	Vic Janowicz, OSU	7	104-293	67-410	171-703
1951	Paul Giel, MINN	6	123-651	78-428	201-1079
1952	Tom O'Connell, ILL	7	32-(-14)	191-1308	223-1294
1953	Paul Giel, MINN	7	163-580	69-457	232-1037
1954	Len Dawson, PUR	6	31-(-95)	122-1019	153-924
1955	Len Dawson, PUR	7	29-(-14)	134-901	163-887
1956	Len Dawson, PUR	7	29-(-22)	99-691	128-669
1957	Randy Duncan, IOWA	6	26-52	100-695	116-747
1958	Dick Thorton, NU	7	82-206	108-751	190-957
1959	Dale Hackbart, WIS	7	84-319	56-367	140-686
1960	Ron Miller, WIS	7	43-15	144-966	187-981
1961	Sandy Stephens, MINN	7	79-394	123-757	202-1151
1962	Ron VanderKelen, WIS	7	52-228	146-1009	198-1237
1963	Ron DiGravio, PUR	7	68-(-14)	134-941	202-927
1964	Gary Snook, IOWA	6	42-16	234-1544	276-1560
1965	Bob Griese, PUR	7	82-(-4)	178-1097	260-1093
1966	Bob Griese, PUR	7	50-164	152-1223	202-1387
1967	Mike Phipps, PUR	7	61-187	139-1134	200-1321
1968	Dennis Brown, MICH	7	83-198	157-1119	240-1317
1969	Mike Phipps, PUR	7	64-100	238-1599	302-1699

*(beginning in 1970, ranked on total yards per game)*

Year	Player, School	G	ATT-YDS	ATT-YDS	AVG/G
1970	Craig Curry, MINN	7	60-179	182-1117	242-1296
1971	Craig Curry, MINN	8	68-193	194-1208	262-1401
1972	Otis Armstrong, PUR	8	201-1176	0-0	201-1176
1973	Archie Griffin, OSU	8	196-1181	0-0	196-1181
1974	Cornelius Green, OSU	8	110-625	66-753	176-1378
1975	Tony Dungy, MINN	8	65-172	187-1236	251-1408
1976	Ed Smith, MSU	7	9-24	180-1142	189-1166
1977	Mark Herrmann, PUR-FR	8	26-(-174)	195-1151	221-1137
1978	Ed Smith, MSU	8	18-29	224-1779	242-1808
1979	Mark Carlson, MINN	9	57-(-27)	259-1953	316-1926
1980	Dave Wilson, ILL-FR	8	34-(-178)	350-2515	384-2337
1981	Tony Eason, ILL	9	49-(-16)	349-3024	428-3008
1982	Tony Eason, ILL	9	55-82	354-2680	409-2762
1983	Randy Wright, WIS	9	49-108	287-2091	336-2199
1984	Jim Everett, PUR	9	41-(-40)	326-2450	367-2410
1985	Jim Everett, PUR	8	50-(-75)	316-2545	366-2470
1986	Jim Harbaugh, MICH	8	58-79	182-1900	240-1979
1987	Chuck Hartlieb, IOWA	8	33-(-132)	246-2376	279-2244
1988	Chuck Hartlieb, IOWA	8	30-(-154)	291-2381	321-2227
1989	Jeff George, ILL	8	13-(-63)	263-1890	276-1827
1990	Jason Verduzco, ILL	8	16-(-108)	254-1917	270-1809
1991	Matt Rodgers, IOWA	6	45-83	199-1493	244-1576
1992	Len Williams, NU	8	112-65	218-1757	330-1822
1993	Scott Eckers, MINN	7	19-(-49)	198-1509	217-1460
1994	Tim Schade, MINN	8	27-16	260-1952	287-1968
1995	Bobby Hoying, OSU	8	34-19	205-1994	239-2013

# ANNUAL STATISTICAL CHAMPIONS - INDIVIDUAL

## TOTAL OFFENSE, CONT.

Year	Player, School	G	ATT-YDS	ATT-YDS	ATT-YD	AVG/G
1996	Steve Schnur, NU	8	50-(-32)	248-1866	298-1834	229.3
1997	Billy Dicken, PUR	8	62-201	258-2029	320-2230	278.8
1998	Drew Brees, PUR	8	32-83	373-2771	405-2854	356.8
1999	Drew Brees, PUR	8	59-114	372-2621	431-2735	341.9
2000	Drew Brees, PUR	8	75-464	363-2439	438-2903	362.9
2001	Kurt Kittner, ILL	8	33-(-14)	267-2155	300-2141	267.6
2002	Brett Basanez, NU-FR	6	32-35	222-1467	254-1502	250.3
2003	Jeff Smoker, MSU	8	41-(-87)	337-2307	378-2220	277.5
2004	Kyle Orton, PUR	7	57-52	255-1808	312-1860	265.7
2005	Brett Basanez, NU	8	80-306	321-2409	401-2715	339.4
2006	Curtis Painter, PUR	8	45-81	305-2069	350-2150	268.8
2007	C.J. Bachér, NU	8	60-(-39)	355-2457	415-2418	302.2
2008	Juice Williams, ILL	8	117-432	244-2123	361-2555	319.4
2009	Joey Elliott, PUR	8	66-194	295-2063	361-2257	282.1
2010	Denard Robinson, MICH	8	166-955	170-1585	354-2540	317.5
2011	Denard Robinson, MICH	8	137-611	165-1432	302-2043	255.4
2012	Taylor Martinez, NEB	8	119-642	216-1605	335-2247	280.9
2013	Braxton Miller, OSU	8	114-809	186-1551	300-2360	295.0
2014	J.T. Barrett, OSU-FR	8	116-733	204-1747	320-2480	310.0

### ALL GAMES

Year	Player, School	G	ATT-YDS	ATT-YDS	ATT-YD	AVG/G
1985	Jim Everett, PUR	11	68-(-62)	450-3651	518-3589	326.3
1986	Jim Harbaugh, MICH	11	78-99	239-2432	317-2531	230.1
1987	Chuck Hartlieb, IOWA	11	41-(-138)	299-2855	340-2717	247.0
1988	Chuck Hartlieb, IOWA	13	59-(-208)	460-3738	519-3530	271.5
1989	Jeff George, ILL	12	25-(-182)	386-2738	411-2556	213.0
1990	Eric Hunter, PUR	10	97-0	366-2355	463-2355	235.5
1991	Jason Verduzco, ILL	12	53-(-31)	420-3014	473-2983	248.6
1992	M. Fleetwood, MINN	11	116-319	385-2168	501-2487	226.1
1993	Len Williams, NU	10	124-76	316-2047	440-2123	212.3
1994	Kerry Collins, PSU	12	12-(-19)	294-2879	306-2860	238.3
1995	Bobby Hoying, OSU	13	59-21	341-3269	400-3290	253.1
1996	Cory Sauter, MINN	11	71-(-113)	352-2578	423-2465	224.1
1997	Billy Dicken, PUR	12	97-351	407-3136	504-3487	290.6
1998	Drew Brees, PUR	13	69-193	569-3983	638-4176	321.2
1999	Drew Brees, PUR	12	79-177	554-3909	633-4086	340.5
2000	Drew Brees, PUR	12	95-521	512-3668	607-4189	349.1
2001	Zak Kustok, NU	11	175-580	404-2692	579-3272	297.5
2002	Brad Banks, IOWA	13	81-423	294-2573	375-2996	230.5
2003	Jeff Smoker, MSU	13	63-(-116)	488-3395	551-3279	252.2
2004	Kyle Orton, PUR	11	80-112	389-3090	469-3202	291.1
2005	Brett Basanez, NU	12	113-423	497-3622	610-4045	337.1
2006	Curtis Painter, PUR	14	76-107	530-3985	606-4092	292.3
2007	C.J. Bachér, NU	12	86-31	521-3656	607-3687	307.2
2008	Juice Williams, ILL	12	175-719	381-3173	556-3892	324.3
2009	Mike Kafka, NU	13	150-299	492-3430	642-3729	286.8
2010	Denard Robinson, MICH	13	256-1702	291-2570	547-4272	328.6
2011	Denard Robinson, MICH	13	221-1176	258-2173	479-3349	257.6
2012	Taylor Martinez, NEB	14	195-1019	368-2871	563-3890	277.9
2013	Nathan Scheelhaase, ILL	12	113-271	430-3272	543-3543	295.2
2014	J.T. Barrett, OSU-FR	12	171-938	314-2834	485-3772	314.3

## RECEPTIONS

### CONFERENCE GAMES ONLY

Year	Player, School	G	NO	YDS	TD
1940	Lavere Astroth, ILL	5	12	162	0
1941	Dave Schreiner, WIS	6	12	249	4
1942	Bob Motl, NU	6	16	219	2
1943	Pete Pihos, IND	6	11	105	1
1944	Abe Addams, IND	6	13	207	2
1945	Bill Canfield, PUR	6	18	245	1
1946	Lou Mihajilovich, IND	6	16	188	0
1947	Bump Elliott, MICH	6	14	303	2
1948	Dick Rifenburg, MICH	6	17	313	4
1949	Clifton Anderson, IND	6	21	329	2
1950	Don Stonesifer, NU	6	28	394	2
1951	Jerry Witt, WIS	5	16	372	3
1952	Rex Smith, ILL	7	36	515	4
1953	Bob Topp, MICH	5	16	226	1
1954	John Kerr, PUR	6	15	261	1

Year	Player, School	G	NO	YDS	TD
1955	Bob Khoenle, PUR	7	17	154	0
1956	Brad Bomba, IND	6	25	325	1
1957	Jim Gibbons, IOWA	6	26	376	3
1958	Rich Kreitling, ILL	7	19	548	5
1959	Don Norton, IOWA	6	23	283	3
1960	El Kimbrough, NU	6	21	321	2
1961	Pat Richter, WIS	7	36	656	7
1962	Pat Richter, WIS	7	33	440	2
1963	Rich Reichardt, WIS	7	26	383	1
1964	Karl Noonan, IOWA	6	40	652	3
1965	John Wright, ILL	7	38	561	2
1966	Jack Clancy, MICH	7	50	698	4
1967	Al Bream, IOWA	7	44	553	5
1968	Jade Butcher, IND	7	34	525	7
1969	Jim Mandich, MICH	7	33	491	3
	Ashley Bell, PUR	7	33	413	8

(beginning in 1970, ranked on catches per game average)

Year	Player, School	G	NO	YDS	TD	AVG/G
1970	Barry Pearson, NU	7	28	509	4	4.0
1971	Barry Pearson, NU	8	42	581	1	5.3
1972	Glenn Scolnik, IND	8	36	437	1	4.5
1973	Steve Craig, NU	8	27	449	5	3.4
1974	Scott Yelvington, NU	8	31	368	1	3.9
1975	Scott Yelvington, NU	8	39	528	4	4.9
1976	Kirk Gibson, MSU	8	30	486	4	3.8
1977	Reggie Arnold, PUR	8	31	577	6	3.9
1978	Kirk Gibson, MSU	8	31	613	5	3.9
1979	Dave Young, PUR	8	43	430	5	5.4
1980	Keith Chappelle, IOWA	8	51	881	6	6.4
	Dave Young, PUR	8	51	559	7	6.4
1981	Steve Bryant, PUR	9	51	801	9	5.7
1982	Mike Martin, ILL	9	56	801	5	6.2
1983	Ricky Edwards, NU	9	68	463	0	7.6
1984	David Williams, ILL	9	85	1070	7	9.4
1985	Rodney Carter, PUR	8	78	913	4	9.8
1986	Cris Carter, OSU	8	49	819	9	6.1
1987	Anthony Hardy, PUR	8	44	567	3	5.5
1988	Marv Cook, IOWA	7	46	533	3	6.6
1989	Richard Buchanan, NU	8	64	725	7	8.0
1990	Desmond Howard, MICH	8	44	620	6	5.5
1991	Kameno Bell, ILL	8	48	365	0	6.0
1992	Lee Gissendaner, NU	8	59	768	6	7.4
1993	Omar Douglas, MINN	8	54	817	11	6.8
1994	Eddie Baety, IND	8	40	465	3	5.0
1995	Bobby Engram, PSU	8	43	730	7	5.4
1996	Brian Alford, PUR	8	52	902	10	6.5
1997	David Boston, OSU	8	50	625	9	6.3
1998	D'Wayne Bates, NU	8	55	821	4	6.9
1999	Chris Daniels, PUR	8	79	796	3	9.9
2000	Vinny Sutherland, PUR	8	55	728	7	6.9
2001	Marquise Walker, MICH	8	60	783	8	7.5
2002	Taylor Stubblefield, PUR	8	63	639	0	7.9
2003	John Standeford, PUR	8	50	725	2	6.3
2004	Taylor Stubblefield, PUR	8	65	624	8	8.1
2005	Dorien Bryant, PUR	8	53	681	2	6.6
2006	Dorien Bryant, PUR	8	47	558	4	5.9
2007	Devin Thomas, MSU	8	59	856	5	7.4
2008	Eric Decker, MINN	7	44	471	2	6.3
2009	Keith Smith, PUR	8	63	742	4	7.9
2010	Damarlo Belcher, IND	8	51	427	1	6.4
2011	A.J. Jenkins, ILL	8	56	831	5	7.0
2012	Allen Robinson, PSU	8	48	614	6	6.0
2013	Allen Robinson, PSU	8	71	984	3	8.9
2014	Mike Dudek, ILL-FR	8	50	716	3	6.2



# ANNUAL STATISTICAL CHAMPIONS - INDIVIDUAL

## RECEPTIONS, cont.

### ALL GAMES

Year	Player, School	G	NO	YDS	TD	AVG/G
1985	Rodney Carter, PUR	11	98	1099	4	11.2
1986	Cris Carter, OSU	11	65	1066	11	5.4
1987	Ernie Jones, IND	11	59	1115	12	5.4
1988	Marv Cook, IOWA	10	63	767	3	6.3
1989	Richard Buchanan, NU	11	94	1115	9	8.6
1990	Richard Buchanan, NU	11	60	834	7	5.5
1991	Kameno Bell, ILL	12	64	503	0	5.3
1992	Lee Gissendaner, NU	11	68	846	6	6.2
1993	Omar Douglas, MINN	10	60	880	11	6.0
1994	Bobby Engram, PSU	12	57	1081	7	4.8
1995	Bobby Engram, PSU	12	67	1197	13	5.6
1996	D'Wayne Bates, NU	12	75	1196	12	6.3
1997	David Boston, OSU	13	73	970	13	5.6
1998	David Boston, OSU	12	85	1435	13	7.1
1999	Chris Daniels, PUR	12	121	1236	7	10.2
2000	Kevin Kasper, IOWA	12	82	1010	7	6.8
2001	Marquise Walker, MICH	12	86	1143	11	7.2
2002	Taylor Stubblefield, PUR	10	77	789	0	7.7
2003	Taylor Stubblefield, PUR	13	86	835	3	6.6
2004	Braylon Edwards, MICH	12	97	1330	15	8.1
2005	Dorien Bryant, PUR	11	80	960	4	7.3
2006	Dorien Bryant, PUR	14	87	1068	6	6.2
2007	Dorien Bryant, PUR	13	87	936	8	6.7
2008	Eric Decker, MINN	12	84	1074	7	7.0
2009	Keith Smith, PUR	12	91	1100	6	7.6
2010	Damarlo Belcher, IND	12	78	832	4	6.5
2011	A.J. Jenkins, ILL	13	90	1276	8	6.9
2012	Allen Robinson, PSU	12	77	1013	11	6.4
2013	Allen Robinson, PSU	12	97	1432	6	8.1
2014	DaeSean Hamilton, PSU-FR	13	82	899	2	6.3

## RECEIVING YARDAGE

### CONFERENCE GAMES ONLY

Year	Player, School	G	NO	YDS	TD	AVG/G
1985	Rodney Carter, PUR	8	78	913	4	114.1
1986	Cris Carter, OSU	8	49	819	9	102.4
1987	Ernie Jones, IND	8	39	712	7	89.0
1988	Deven Harberts, IOWA	8	40	681	4	85.1
1989	Courtney Hawkins, MSU	8	50	902	5	112.8
1990	Jeff Graham, OSU	8	30	621	7	77.6
1991	Desmond Howard, MICH	8	44	721	13	90.1
1992	Lee Gissendaner, NU	8	59	768	6	96.0
1993	Omar Douglas, MINN	8	54	817	11	102.1
1994	Amani Toomer, MICH	8	35	703	2	87.9
1995	Terry Glenn, OSU	7	34	739	10	105.6
1996	Brian Alford, PUR	8	52	902	10	112.8
1997	Brian Alford, PUR	8	38	848	7	106.0
1998	David Boston, OSU	8	53	1034	11	129.2
1999	Chris Daniels, PUR	8	79	796	3	99.5
2000	Ron Johnson, MINN	8	46	818	7	102.3
2001	Lee Evans, WIS	8	50	975	6	121.9
2002	Charles Rogers, MSU	8	39	717	7	89.6
2003	Lee Evans, WIS	8	37	740	8	92.5
2004	Braylon Edwards, MICH	8	61	871	8	108.9
2005	Brandon Williams, WIS	8	41	720	5	90.0
2006	James Hardy, IND	8	44	610	9	76.2
2007	Mario Manningham, MICH	8	54	878	10	109.8
2008	Arrelious Benn, ILL	8	45	794	3	99.2
2009	Keith Smith, PUR	8	63	742	4	92.8
2010	Roy Roundtree, MICH	8	43	671	5	83.9
2011	Marvin McNutt, IOWA	8	53	856	8	107.0
2012	Allen Robinson, PSU	8	48	614	6	76.8
2013	Allen Robinson, PSU	8	71	984	3	123.0
2014	Mike Dudek, ILL-FR	8	50	716	3	89.5

### ALL GAMES

Year	Player, School	G	NO	YDS	TD	AVG/G
1985	Rodney Carter, PUR	11	98	1099	4	99.9
1986	Andre Rison, MSU	11	54	966	5	87.8
1987	Ernie Jones, IND	11	59	1115	12	101.4

Year	Player, School	G	NO	YDS	TD	AVG/G
1988	Andre Rison, MSU	12	39	961	8	80.1
1989	Richard Buchanan, NU	11	94	1115	9	101.3
1990	Desmond Howard, MICH	12	63	1025	11	85.4
1991	Desmond Howard, MICH	12	62	985	19	82.1
1992	Lee Gissendaner, NU	11	68	846	6	76.9
1993	Thomas Lewis, IND	12	55	1058	7	88.2
1994	Amani Toomer, MICH	12	54	1096	6	91.3
1995	Terry Glenn, OSU	12	64	1411	17	117.6
1996	D'Wayne Bates, NU	12	75	1196	12	99.7
1997	Brian Alford, PUR	12	63	1228	10	102.3
1998	David Boston, OSU	12	85	1435	13	119.6
1999	Chris Daniels, PUR	12	121	1236	7	103.0
2000	David Terrell, MICH	12	67	1130	14	94.2
2001	Lee Evans, WIS	12	75	1545	9	128.8
2002	Charles Rogers, MSU	12	68	1351	13	112.6
2003	Lee Evans, WIS	13	64	1213	13	93.3
2004	Braylon Edwards, MICH	12	97	1330	15	110.8
2005	James Hardy, IND-FR	10	61	893	10	89.3
2006	Dorien Bryant, PUR	14	87	1068	6	76.3
2007	Mario Manningham, MICH	12	72	1174	12	97.8
2008	Eric Decker, MINN	12	84	1074	7	89.5
2009	Keith Smith, PUR	12	91	1100	6	91.7
2010	Jeremy Ebert, NU	13	62	953	8	73.3
2011	Marvin McNutt, IOWA	13	82	1315	12	101.2
2012	Allen Robinson, PSU	12	77	1013	11	84.4
2013	Allen Robinson, PSU	12	97	1432	6	119.3
2014	Tony Lippett, MSU	13	65	1198	11	92.2

## SCORING

### CONFERENCE GAMES ONLY

Year	Player, School	G	TD	FG	PAT	PTS
1939	Tom Harmon, MICH	5	8	1	10	61
1940	Tom Harmon, MICH	4	5	1	7	40
1941	Pat Harder, WIS	6	8	1	7	58
1942	Gene Fekete, OSU	6	6	1	13	52
1943	Tony Butkovich, PUR	4	13	0	0	78
1944	Boris Dimancheff, PUR	6	9	0	0	54
1945	Ollie Cline, OSU	7	6	0	0	36
	Bill Canfield, PUR	6	6	0	0	36
	Don Kindt, WIS	6	6	0	0	36
1946	Vic Schwall, NU	6	5	0	10	40
1947	Bump Elliott, MICH	6	6	0	0	36
1948	Harry Allis, MICH	6	3	0	22	40
1949	Fred Morrison, OSU	6	6	0	0	36
1950	Vic Janowicz, OSU	7	4	1	21	48
1951	Jerry Witt, WIS	5	8	0	0	48
1952	Chuck Hren, NU	7	8	0	0	48
1953	Mickey Bates, ILL	6	9	0	0	54
1954	Earl Smith, IOWA	7	8	0	0	48
1955	Howard Cassady, OSU	6	11	0	0	66
1956	Frank Ellwood, OSU	6	6	0	3	39
1957	Jim Pace, MICH	7	9	0	0	54
1958	Bob White, OSU	7	11	0	0	66
1959	Mike Stock, NU	7	3	2	9	33
1960	Bob Ferguson, OSU	6	8	0	0	48
	Wilburn Hollis, IOWA	6	8	0	0	48
1961	Bob Ferguson, OSU	6	9	0	0	54
1962	Louis Holland, WIS	7	9	0	0	54
1963	Louis Holland, WIS	7	5	0	0	30
	Jim Grabowski, ILL	7	5	0	0	30
1964	Bob Timberlake, MICH	7	7	3	16	67
1965	Clinton Jones, MSU	7	11	0	1	68
1966	Bob Griese, PUR	7	6	4	20	68
1967	Leroy Keyes, PUR	7	15	0	0	90
1968	Ron Johnson, MICH	7	15	0	2	92
1969	Stan Brown, PUR	7	13	0	0	78

(beginning in 1970, rankings based on points per game)

Year	Player, School	G	TD	FG	PAT	PTS	AVG/G
1970	John Brockington, OSU	7	12	0	0	72	10.3
1971	Eric Allen, MSU	8	18	0	2	110	13.8
1972	Harold Henson, OSU	8	16	0	0	96	12.0
1973	Bruce Elia, OSU	8	11	0	0	66	8.3
	Billy Marek, WIS	8	11	0	0	66	8.3



# ANNUAL STATISTICAL CHAMPIONS - INDIVIDUAL

## SCORING, CONT.

Year	Player, School	G	TD	FG	PAT	PTS	AVG/G
1974	Billy Marek, WIS	8	15	0	0	90	11.3
1975	Pete Johnson, OSU	8	16	0	0	96	12.0
1976	Pete Johnson, OSU	8	14	0	0	84	10.5
1977	Joel Payton, OSU-FR	8	10	0	2	62	7.8
1978	Rick Leach, MICH	8	10	0	0	60	7.5
1979	Butch Woolfolk, MICH	8	13	0	0	78	9.8
1980	Marion Barber, MINN	6	10	0	0	60	10.0
1981	Bob Atha, OSU	8	1	11	31	70	8.8
1982	Mike Bass, ILL	9	0	18	27	81	9.0
1983	Keith Byars, OSU	9	19	0	0	114	12.7
1984	Keith Byars, OSU	9	20	0	0	120	13.3
1985	Lorenzo White, MSU	8	14	0	0	84	10.5
1986	Matt Franz, OSU	7	0	15	22	67	9.6
1987	Lorenzo White, MSU	8	12	0	0	72	9.0
1988	Anthony Thompson, IND	8	17	0	0	102	12.8
1989	Anthony Thompson, IND	8	18	0	4	112	14.0
1990	Hyland Hickson, MSU	8	13	0	0	78	9.8
1991	Desmond Howard, MICH	8	15	0	0	90	11.3
1992	Craig Thomas, MSU	8	12	0	0	72	9.0
1993	Mike Alstott, PUR	8	14	0	0	84	10.5
1994	Ki-Jana Carter, PSU	8	19	0	0	114	14.3
1995	Eddie George, OSU	8	18	0	0	110	13.8
1996	Sedrick Irvin, MSU-FR	8	15	0	0	90	11.3
1997	Curtis Enis, PSU	8	14	0	2	86	10.8
1998	Paul Edinger, MSU	8	0	20	19	79	9.9
1999	Ron Dayne, WIS	8	14	0	0	84	10.5
2000	Damien Anderson, NU	8	17	0	0	102	12.8
2001	Levron Williams, IND	8	18	0	0	108	13.5
2002	Larry Johnson, PSU	8	16	0	2	98	12.2
2003	Jason Wright, NU	8	12	0	0	72	9.0
2004	Dave Rayner, MSU	8	0	19	26	83	10.4
2005	Brian Calhoun, WIS	8	14	0	0	84	10.5
2006	Taylor Mehlhaff, WIS	8	0	12	29	65	8.1
2007	Jehuu Caulcrick, MSU	8	15	0	0	90	11.2
2008	Shonn Greene, IOWA	8	13	0	0	78	9.8
2009	Philip Welch, WIS	8	0	11	29	62	7.8
2010	Montee Ball, WIS	7	14	0	0	84	12.0
2011	Montee Ball, WIS	8	24	0	2	146	18.2
2012	Montee Ball, WIS	8	15	0	0	90	11.2
	Carlos Hyde, OSU	8	15	0	0	90	11.2
2013	Carlos Hyde, OSU	8	15	0	0	90	11.2
2014	Melvin Gordon, WIS	8	20	0	0	120	15.0

### ALL GAMES

Year	Player, School	G	TD	FG	PAT	PTS	AVG/G
1985	Lorenzo White, MSU	11	17	0	0	102	9.3
1986	John Duvic, NU	11	0	19	20	77	7.0
1987	Rob Houghtlin, IOWA	12	0	21	39	102	8.5
1988	Anthony Thompson, IND	12	26	0	0	156	13.0
1989	Anthony Thompson, IND	11	25	0	4	154	14.0
1990	J.D. Carlson, MICH	12	0	16	47	95	7.9
1991	Desmond Howard, MICH	12	23	0	0	138	11.5
1992	Tyrone Wheatley, MICH	11	17	0	0	102	9.3
1993	Tyrone Wheatley, MICH	10	14	0	0	84	8.4
1994	Ki-Jana Carter, PSU	12	26	0	0	156	13.0
1995	Eddie George, OSU	13	25	0	2	152	11.7
1996	Darnell Autry, NU	12	18	0	0	108	9.8
1997	Curtis Enis, PSU	11	20	0	0	122	11.1
1998	Travis Forney, PSU	12	0	24	31	103	8.6
1999	Ron Dayne, WIS	12	20	0	0	120	10.0
2000	Damien Anderson, NU	12	23	0	0	138	11.5
2001	Levron Williams, IND	11	19	0	0	114	10.4
2002	Larry Johnson, PSU	13	23	0	2	140	10.8
2003	Jason Wright, NU	13	21	0	0	126	9.7
2004	Dave Rayner, MSU	12	0	22	39	105	8.8
2005	Brian Calhoun, WIS	13	24	0	0	144	11.1
2006	Kevin Kelly, PSU	13	0	22	30	96	7.4
	P.J. Hill, WIS-FR	13	16	0	0	96	7.4
2007	Jehuu Caulcrick, MSU	13	21	0	0	126	9.7
2008	Javon Ringer, MSU	13	22	0	0	132	10.2
2009	John Clay, WIS	13	18	0	0	108	8.3
2010	Mikel Leshoure, ILL	13	20	0	2	122	9.4
	Devin Barclay, OSU	13	0	62	20	122	9.4
2011	Montee Ball, WIS	14	39	0	2	236	16.9

Year	Player, School	G	TD	FG	PAT	PTS	AVG/G
2012	Carlos Hyde, OSU	10	17	0	0	102	10.2
2013	Carlos Hyde, OSU	11	18	0	0	108	9.8
2014	Melvin Gordon, WIS	14	32	0	0	192	13.7

## PUNTING

### CONFERENCE GAMES ONLY

Year	Player, School	G	NO	YDS	AVG
1940	Don Scott, OSU	6	35	1490	42.6
1941	Walter Correll, ILL	5	17	688	40.5
1942	Earl Dolaway, IND	4	13	534	41.0
1943	Ray Dooney, WIS	7	19	759	39.9
1944	Bob Wiese, MICH	4	15	643	42.9
1945	Rex John, WIS	6	27	1101	40.8
1946	T.A. Cox, WIS	6	16	688	43.0
	John Galvin, PUR	6	34	1322	38.9
1947	Pete Perini, OSU	5	46	1821	39.6
	Earl Girard, WIS	6	18	700	38.9
1948	Dwight Eddelman, ILL	7	52	2252	43.3
1949	Bob Robertson, IND	6	32	1306	40.8
1950	Jim Hammond, WIS	7	22	926	42.0
1951	Bob Robertson, IND	3	25	973	38.8
1952	Ken Miller, ILL	7	28	1126	40.2
1953	George Broeder, IOWA	6	22	908	41.2
1954	Ron Kramer, MICH	7	18	746	41.4
1955	Kelvin Kleber, MINN	7	25	1106	44.2
1956	Clarence Peaks, MSU	3	13	532	40.9
1957	Kenny Mikes, PUR	7	26	1007	38.8
1958	Brad Myers, MICH	7	20	856	42.8
1959	Tom Robbins, MINN	7	42	1630	38.8
1960	Jim Bakken, WIS	7	28	1163	41.5
1961	Jim Bakken, WIS	7	31	1277	41.2
1962	Russ Pfahler, PUR	6	21	885	40.7
1963	Lou Bobich, MSU	6	27	1110	41.1
1964	Lou Bobich, MSU	6	21	882	42.0
1965	Ron Rector, NU	7	27	1080	40.0
1966	Stan Kemp, MICH	7	36	1425	39.6
1967	John Isenbarger, IND	7	38	1470	38.7
1968	Dick Berlinski, MSU	7	33	1297	39.3
	Kerry Reardon, IOWA	7	30	1178	39.3
1969	Walt Bowser, MINN	7	37	1473	39.8
1970	Paul Staroba, MICH	7	29	1212	41.8
	Marty McGann, NU	7	29	1212	41.8
1971	Gary Lago, OSU	8	53	2151	40.6
1972	Gary Lago, OSU	8	34	1412	41.5
1973	Ken Simmons, WIS	8	24	1006	41.9
1974	Tom Skladany, OSU	8	19	876	46.1
1975	Tom Skladany, OSU	8	26	1226	47.2
1976	Tom Skladany, OSU	8	35	1470	42.0
1977	Ray Stachowicz, MSU-FR	8	41	1648	40.2
1978	Tom Orosz, OSU	8	29	1288	44.4
1979	Ray Stachowicz, MSU	8	44	1925	43.8
1980	Ray Stachowicz, MSU	8	49	2184	44.6
1981	Reggie Roby, IOWA	9	30	1435	47.8
1982	Reggie Roby, IOWA	9	36	1699	47.2
1983	Ralf Mojsiejenko, MSU	9	63	2701	42.9
1984	Adam Kelly, MINN	9	44	2080	47.3
1985	Greg Montgomery, MSU	8	43	1941	45.1
1986	Greg Montgomery, MSU	8	28	1392	49.7
1987	Tom Tupa, OSU	8	40	1861	46.5
1988	Tom Bolyard, IND	8	20	852	42.6
1989	Josh Butland, MSU	8	20	895	44.8
1990	Jeff Bohlman, OSU	8	32	1398	43.7
1991	Eric Bruun, PUR	8	42	1828	43.5
1992	Jim DiGuilio, IND	8	44	1958	44.5
1993	Rob Deignan, PUR	8	29	1205	41.6
1994	Scott Terna, OSU	7	36	1544	42.9
1995	Nick Gallery, IOWA	8	30	1329	44.3
1996	Nick Gallery, IOWA	8	29	1,330	45.9
1997	Brent Bartholomew, OSU	8	40	1771	44.3
1998	Kevin Stemke, WIS	8	55	2469	44.9
1999	Drew Hagan, IND	8	34	1548	45.5
2000	Kevin Stemke, WIS	8	39	1758	45.1
2001	Travis Dorsch, PUR	8	37	1818	49.1
2002	Andy Groom, OSU	8	39	1713	43.9

# ANNUAL STATISTICAL CHAMPIONS - INDIVIDUAL

## PUNTING, cont.

Year	Player, School	G	NO	YDS	AVG
2003	Brandon Fields, MSU-FR	8	34	1562	45.9
2004	Brandon Fields, MSU	8	28	1344	48.0
2005	Ken DeBauche, WIS	8	43	1910	44.4
2006	Jeremy Kapinos, PSU	8	46	1999	43.5
2007	Justin Kucek, MINN	8	44	1918	43.6
2008	Aaron Bates, MSU	8	43	1848	43.0
2009	Zoltan Mesko, MICH	8	39	1764	45.2
2010	Will Hagerup, MICH	7	22	1011	46.0
2011	Brett Maher, NEB	8	38	1645	43.3
2012	Mike Sadler, MSU	8	50	2188	43.8
2013	Mike Sadler, MSU	8	40	1724	43.1
2014	Cameron Johnston, OSU	8	25	1128	45.1

### ALL GAMES

Year	Player, School	G	NO	YDS	AVG
1985	Greg Montgomery, MSU	11	69	3084	44.7
1986	Tom Tupa, OSU	11	50	2180	43.6
1987	Tom Tupa, OSU	11	63	2963	47.0
1988	Tom Bolyard, IND	12	31	1335	43.1
1989	Shawn McCarthy, PUR	11	69	3075	44.6
1990	Macky Smith, IND	12	57	2416	42.4
1991	Eric Bruun, PUR	11	59	2548	43.2
1992	Jim DiGuilio, IND	11	53	2347	44.3
1993	Jim DiGuilio, IND	12	44	1872	42.6
1994	Paul Burton, NU	11	51	2193	43.0
1995	Nick Gallery, IOWA	12	40	1813	45.3
1996	Nick Gallery, IOWA	12	49	2216	45.2
1997	Brent Bartholomew, OSU	13	72	3252	45.2
1998	Kevin Stemke, WIS	12	72	3155	43.8
1999	Drew Hagan, IND	11	44	1971	44.8
2000	Kevin Stemke, WIS	13	69	3070	44.5
2001	Travis Dorsch, PUR	12	53	2547	48.1
2002	Andy Groom, OSU	14	60	2697	45.0
2003	Brandon Fields, MSU-FR	13	62	2878	46.4
2004	Brandon Fields, MSU	12	50	2394	47.9
2005	Ken DeBauche, WIS	13	57	2555	44.8
2006	Brandon Fields, MSU	12	57	2469	43.3
2007	Jeremy Boone, PSU	13	59	2538	43.0
2008	Jeremy Boone, PSU	13	39	1678	43.0
2009	Zoltan Mesko, MICH	11	52	2312	44.5
2010	Aaron Bates, MSU	13	57	2565	45.0
2011	Brett Maher, NEB	13	59	2626	44.5
2012	Will Hagerup, MICH	11	33	1486	45.0
2013	Cameron Johnston, OSU-FR	13	49	2156	44.0
2014	Peter Mortell, MINN	13	67	3025	45.1

FR - Denotes freshman eligibility (since 1972 when the NCAA officially restored freshman eligibility)

# ANNUAL STATISTICAL CHAMPIONS - TEAM

Beginning in 1985, champions listed for both conference games only and all games. (Bowl games included beginning in 1988.)

## RUSHING OFFENSE

### CONFERENCE GAMES ONLY

Year	School	G	YDS	YDS/G
1939	Minnesota	6	1447	241.2
1940	Minnesota	6	1326	221.0
1941	Minnesota	5	1389	277.8
1942	Ohio State	6	1621	270.1
1943	Michigan	6	1920	320.0
1944	Ohio State	6	1646	274.3
1945	Indiana	6	1284	214.0
	Ohio State	7	1478	214.0
1946	Northwestern	6	1233	205.5
1947	Michigan	6	1455	242.5
1948	Ohio State	6	1274	212.3
1949	Illinois	7	1987	283.9
1950	Ohio State	7	1386	198.0
1951	Wisconsin	7	1651	235.9
1952	Wisconsin	7	1794	256.3
1953	Illinois	6	1707	284.5
1954	Ohio State	7	1674	239.1
1955	Ohio State	6	1858	309.7
1956	Ohio State	6	1562	260.3
1957	Ohio State	7	2142	307.0
1958	Iowa	6	1501	250.2
1959	Iowa	6	1359	226.5
1960	Iowa	6	1462	243.7
1961	Ohio State	6	1676	279.3
1962	Ohio State	6	1651	275.2
1963	Michigan State	6	1123	187.2
1964	Michigan	7	1558	222.6
1965	Michigan State	7	1746	249.4
1966	Michigan State	7	1567	223.9
1967	Purdue	7	1845	263.6
1968	Ohio State	7	2243	320.4
1969	Ohio State	7	2082	297.4
1970	Ohio State	7	1949	278.4
1971	Michigan	8	2734	341.6
1972	Minnesota	8	2241	280.1
1973	Ohio State	8	2921	365.1
1974	Ohio State	8	2912	364.0
1975	Michigan	8	2809	351.1
1976	Michigan	8	2776	347.0
1977	Ohio State	8	2714	339.2
1978	Ohio State	8	2419	302.4
1979	Michigan	8	2151	268.9
1980	Ohio State	8	2150	268.7
1981	Michigan	9	2529	281.0
1982	Michigan	9	2466	274.0
1983	Michigan	9	2611	290.1
1984	Ohio State	9	2194	243.8
1985	Michigan State	8	1850	231.2
1986	Minnesota	8	1891	236.4
1987	Michigan State	8	2188	273.5
1988	Michigan	8	2237	279.6
1989	Ohio State	8	2078	259.8
1990	Michigan State	8	2199	274.9
1991	Michigan	8	2117	264.6
1992	Michigan	8	2278	284.8
1993	Wisconsin	8	2091	261.4
1994	Penn State	8	2028	253.5
1995	Purdue	8	1844	230.5
1996	Ohio State	8	1697	212.1
1997	Penn State	8	1602	200.2
1998	Wisconsin	8	1547	193.4
1999	Wisconsin	8	2182	272.8
2000	Northwestern	8	2222	277.8
2001	Indiana	8	2414	301.8
2002	Penn State	8	1845	230.6
2003	Minnesota	8	2347	293.4

Year	School	G	YDS	YDS/G
2004	Michigan State	8	2126	265.8
2005	Minnesota	8	2074	259.2
2006	Ohio State	8	1604	200.5
2007	Illinois	8	2096	262.0
2008	Ohio State	8	1645	205.6
2009	Ohio State	8	1589	198.6
2010	Wisconsin	8	1938	242.2
2011	Wisconsin	8	1978	247.2
2012	Ohio State	8	1990	248.8
2013	Ohio State	8	2611	326.4
2014	Wisconsin	8	2638	329.8

### ALL GAMES

Year	School	G	YDS	YDS/G
1985	Minnesota	11	2391	217.4
1986	Minnesota	11	2523	229.4
1987	Michigan	11	2884	262.2
1988	Michigan	12	3031	252.6
1989	Ohio State	12	2717	226.4
1990	Michigan	12	3175	264.6
1991	Michigan	12	2783	231.9
1992	Michigan	12	3217	268.1
1993	Wisconsin	12	3009	250.8
1994	Penn State	12	2988	249.0
1995	Purdue	11	2567	233.4
1996	Wisconsin	13	3242	249.4
1997	Iowa	12	2604	217.0
1998	Wisconsin	12	2590	215.8
1999	Wisconsin	12	3283	273.6
2000	Indiana	11	2930	266.4
2001	Indiana	11	2964	269.5
2002	Penn State	13	2972	228.6
2003	Minnesota	13	3759	289.2
2004	Minnesota	12	3082	256.8
2005	Minnesota	12	3277	273.1
2006	Illinois	12	2266	188.8
2007	Illinois	13	3338	256.8
2008	Wisconsin	13	2745	211.2
2009	Wisconsin	13	2650	203.8
2010	Illinois	13	3199	246.1
2011	Wisconsin	14	3298	235.7
2012	Nebraska	14	3547	253.4
2013	Ohio State	14	4321	308.6
2014	Wisconsin	14	4482	320.1

## PASSING OFFENSE

### CONFERENCE GAMES ONLY

Year	School	G	YDS	YDS/G
1939	Indiana	5	663	132.6
1940	Illinois	5	520	104.0
1941	Wisconsin	6	598	99.6
1942	Northwestern	6	810	135.0
1943	Indiana	6	588	98.0
1944	Indiana	7	616	88.0
1945	Indiana	6	648	108.0
1946	Michigan	7	1019	145.5
1947	Michigan	6	821	136.8
1948	Michigan	6	906	151.0
1949	Ohio State	6	900	150.0
1950	Northwestern	6	848	141.3
1951	Wisconsin	7	1088	155.4
1952	Illinois	7	1345	192.1
1953	Indiana	6	845	140.8
1954	Purdue	6	1106	184.3
1955	Purdue	7	1028	146.8
1956	Purdue	7	1028	146.8
1957	Iowa	6	754	125.7
1958	Iowa	6	999	166.5
1959	Iowa	6	750	125.0
1960	Wisconsin	7	2000	285.7
1961	Wisconsin	7	2000	285.7
1962	Northwestern	6	1197	199.5

Year	School	G	YDS	YDS/G
1963	Wisconsin	7	1190	170.0
1964	Iowa	6	1601	266.8
1965	Purdue	7	1128	161.1
1966	Purdue	7	1346	192.3
1967	Purdue	7	1310	187.1
1968	Iowa	7	1391	198.7
1969	Purdue	7	1751	250.1
1970	Minnesota	7	1216	173.7
1971	Purdue	8	1647	206.0
1972	Northwestern	9	1332	148.0
1973	Northwestern	8	1140	142.5
1974	Purdue	8	1192	149.0
1975	Minnesota	8	1285	160.6
1976	Michigan State	8	1666	208.2
1977	Purdue	8	1648	206.0
1978	Michigan State	8	1983	247.9
1979	Minnesota	9	1969	218.8
1980	Illinois	8	2518	314.7
1981	Illinois	9	3062	340.2
1982	Illinois	9	2680	297.8
1983	Iowa	9	2449	272.1
1984	Illinois	9	2494	277.1
1985	Purdue	8	2643	330.4
1986	Michigan State	8	1957	244.6
1987	Iowa	8	2659	332.4
1988	Iowa	8	2386	298.3
1989	Illinois	8	2096	262.0
1990	Illinois	8	2057	257.1
1991	Indiana	8	1991	248.9
1992	Iowa	8	1905	238.1
1993	Minnesota	8	2491	311.4
1994	Minnesota	8	2164	270.5
1995	Minnesota	8	2146	268.3
1996	Purdue	8	2000	250.0
1997	Purdue	8	2218	277.2
1998	Purdue	8	2996	374.5
1999	Purdue	8	2668	333.5
2000	Purdue	8	2444	305.5
2001	Michigan State	8	2261	282.6
2002	Illinois	8	2243	280.4
2003	Michigan State	8	2368	296.0
2004	Purdue	8	2458	307.2
2005	Northwestern	8	2453	306.6
2006	Purdue	8	2091	261.4
2007	Northwestern	8	2485	310.6
2008	Illinois	8	2172	271.5
2009	Northwestern	8	2166	270.8
2010	Indiana	8	2151	268.9
2011	Northwestern	8	2174	271.8
2012	Indiana	8	2512	314.0
2013	Indiana	8	2286	285.8
2014	Michigan State	8	2087	260.9

### ALL GAMES

Year	School	G	YDS	YDS/G
1985	Purdue	11	3760	341.8
1986	Michigan State	11	2646	240.5
1987	Iowa	12	3559	296.6
1988	Iowa	13	3752	288.6
1989	Illinois	12	2970	247.5
1990	Purdue	11	2877	261.5
1991	Illinois	12	3066	255.5
1992	Minnesota	11	2515	228.6
1993	Minnesota	11	3277	297.9
1994	Penn State	12	3164	263.7
1995	Ohio State	13	3490	268.5
1996	Minnesota	11	2578	234.4
1997	Purdue	12	3422	285.2
1998	Purdue	13	4208	323.7
1999	Purdue	12	3986	332.2
2000	Purdue	12	3713	309.4
2001	Michigan State	12	3510	292.5
2002	Illinois	12	3388	282.3
2003	Michigan	13	3520	270.8

# ANNUAL STATISTICAL CHAMPIONS - TEAM

## PASSING OFFENSE, cont.

Year	School	G	YDS	YDS/G
2004	Purdue	12	3854	321.2
2005	Northwestern	12	3681	306.8
2006	Purdue	14	4082	291.6
2007	Northwestern	12	3695	307.9
2008	Illinois	12	3232	269.3
2009	Northwestern	13	3725	286.5
2010	Indiana	12	3446	287.2
2011	Northwestern	13	3305	254.2
2012	Indiana	12	3734	311.2
2013	Indiana	12	3680	306.7
2014	Michigan State	13	3453	265.6

## PASS EFFICIENCY

### CONFERENCE GAMES ONLY

Year	School	G	YDS	YDS/G	EFF
1990	Iowa	8	1558	194.8	149.9
1991	Michigan	8	1511	188.9	166.5
1992	Michigan	8	1426	178.3	148.3
1993	Michigan	8	1603	200.4	155.2
1994	Penn State	8	2033	254.1	165.7
1995	Ohio State	8	2055	256.9	155.7
1996	Purdue	8	2000	250.0	147.6
1997	Ohio State	8	1964	245.5	146.4
1998	Ohio State	8	2585	323.1	152.2
1999	Wisconsin	8	1182	147.8	141.9
2000	Michigan	8	1932	241.5	148.0
2001	Iowa	8	1806	225.8	142.7
2002	Iowa	8	1661	207.6	172.6
2003	Minnesota	8	1726	215.8	159.2
2004	Iowa	8	2107	263.4	136.7
2005	Ohio State	8	1804	225.5	168.4
2006	Ohio State	8	1646	205.8	158.6
2007	Ohio State	8	1432	179.0	141.3
2008	Ohio State	8	1148	143.5	151.1
2009	Penn State	8	1807	225.9	137.8
2010	Wisconsin	8	1528	191.0	170.7
2011	Wisconsin	8	1618	202.2	176.7
2012	Michigan	8	1540	192.5	137.8
2013	Ohio State	8	1639	204.9	162.2
2014	Ohio State	8	1833	229.1	165.5

### ALL GAMES

Year	School	G	YDS	YDS/G	EFF
1990	Michigan	12	2015	167.9	137.7
1991	Michigan	12	2255	187.9	154.7
1992	Michigan	12	2386	198.8	148.1
1993	Wisconsin	12	2453	204.4	155.9
1994	Penn State	12	3164	263.7	163.5
1995	Ohio State	13	3490	268.5	162.2
1996	Ohio State	12	2546	212.2	144.4
1997	Ohio State	13	3146	242.0	146.8
1998	Ohio State	12	3576	298.0	147.8
1999	Penn State	13	2922	224.8	136.5
2000	Michigan	12	2772	231.0	155.3
2001	Michigan State	12	3510	292.5	153.0
2002	Iowa	13	2734	210.3	156.3
2003	Minnesota	13	2671	205.5	155.3
2004	Purdue	12	3854	321.2	150.2
2005	Ohio State	12	2708	225.7	156.6
2006	Ohio State	13	2791	214.7	160.5
2007	Ohio State	13	2558	196.8	146.7
2008	Penn State	13	3160	243.1	145.3
2009	Michigan State	13	3502	269.4	145.1
2010	Wisconsin	13	2593	199.5	168.1
2011	Wisconsin	14	3280	234.3	186.2
2012	Nebraska	14	2904	207.4	140.2
2013	Ohio State	14	2846	203.3	158.8
2014	Ohio State	15	3707	247.1	167.7

## TOTAL OFFENSE

### CONFERENCE GAMES ONLY

Year	School	G	YDS	YDS/G
1939	Ohio State	6	1750	291.7
1940	Michigan	4	1088	272.0
1941	Minnesota	5	1715	343.0
1942	Ohio State	6	2110	351.6
1943	Michigan	6	2256	376.0
1944	Ohio State	6	2107	351.1
1945	Wisconsin	6	1860	310.0
1946	Michigan	7	2386	340.9
1947	Michigan	6	2276	379.3
1948	Minnesota	7	2324	332.0
1949	Illinois	7	2367	338.1
1950	Northwestern	6	1987	331.2
1951	Wisconsin	7	2739	391.3
1952	Wisconsin	6	2490	415.5
1953	Illinois	6	2156	359.3
1954	Purdue	6	1908	318.0
1955	Ohio State	6	1935	322.5
1956	Michigan State	6	1953	325.5
1957	Michigan State	6	2233	372.2
1958	Iowa	6	2500	416.7
1959	Iowa	6	2109	351.5
1960	Ohio State	6	1846	307.7
1961	Ohio State	6	2229	371.5
1962	Wisconsin	7	2138	305.4
1963	Wisconsin	7	2138	305.4
1964	Iowa	6	2076	346.0
1965	Michigan State	7	2640	377.1
1966	Purdue	7	2547	363.9
1967	Purdue	7	3155	450.7
1968	Iowa	7	3373	481.9
1969	Ohio State	7	2931	481.7
1970	Michigan	7	2882	411.7
1971	Michigan State	8	3281	410.0
1972	Illinois	8	2851	356.4
1973	Ohio State	8	3250	406.3
1974	Ohio State	8	3726	465.8
1975	Michigan	8	3374	421.7
1976	Michigan	8	3460	347.0
1977	Ohio State	8	3555	444.4
1978	Michigan State	8	4185	523.1
1979	Michigan	8	3295	411.9
1980	Purdue	8	3787	473.4
1981	Illinois	9	4015	446.1
1982	Ohio State	8	3580	447.5
1983	Iowa	9	4244	471.6
1984	Ohio State	9	3999	444.3
1985	Iowa	8	3586	448.2
1986	Michigan	8	3693	461.6
1987	Iowa	8	3613	451.6
1988	Michigan	8	3514	439.3
1989	Michigan State	8	3347	418.4
1990	Iowa	8	3325	415.6
1991	Michigan	8	3629	453.6
1992	Michigan	8	3704	463.0
1993	Wisconsin	8	3791	473.9
1994	Penn State	8	4061	507.6
1995	Ohio State	8	3779	472.4
1996	Michigan State	8	3583	447.9
1997	Purdue	8	3739	467.4
1998	Purdue	8	3992	499.0
1999	Purdue	8	3651	456.4
2000	Northwestern	8	4090	511.3
2001	Indiana	8	3717	464.6
2002	Purdue	8	3771	471.4
2003	Minnesota	8	4073	509.1
2004	Michigan State	8	3816	477.0
2005	Northwestern	8	3952	494.0
2006	Ohio State	8	3250	406.2
2007	Michigan State	8	3449	431.1
2008	Illinois	8	3417	427.1
2009	Penn State	8	3205	400.6
2010	Michigan	8	3760	470.0

Year	School	G	YDS	YDS/G
2011	Wisconsin	8	3596	449.5
2012	Penn State	8	3496	437.0
2013	Ohio State	8	4250	531.2
2014	Ohio State	8	3956	494.5

### ALL GAMES

Year	School	G	YDS	YDS/G
1985	Iowa	11	5106	464.2
1986	Michigan	11	4778	443.4
1987	Iowa	12	5254	437.8
1988	Indiana	12	5253	437.8
1989	Ohio State	12	4897	408.1
1990	Michigan	12	5190	432.5
1991	Michigan	12	5098	419.8
1992	Michigan	12	5603	466.9
1993	Wisconsin	12	5462	455.2
1994	Penn State	12	6152	512.7
1995	Ohio State	13	6222	478.6
1996	Ohio State	12	5285	440.4
1997	Purdue	12	5510	459.2
1998	Ohio State	12	5971	497.6
1999	Purdue	12	5548	462.3
2000	Northwestern	12	5615	467.9
2001	Michigan State	12	5364	447.0
2002	Purdue	13	5879	452.2
2003	Minnesota	13	6430	494.6
2004	Michigan State	12	5520	460.0
2005	Northwestern	12	6004	500.3
2006	Purdue	14	5820	415.7
2007	Purdue	13	5667	435.9
2008	Penn State	13	5836	448.9
2009	Wisconsin	13	5420	416.9
2010	Michigan	13	6353	488.7
2011	Wisconsin	14	6578	469.9
2012	Nebraska	14	6451	460.8
2013	Ohio State	14	7167	511.9
2014	Ohio State	15	7674	511.6

## SCORING OFFENSE

### CONFERENCE GAMES ONLY

Year	School	G	PTS	PTS/G
1936	Minnesota	5	135	27.0
1937	Minnesota	5	100	20.0
1938	Michigan	5	83	16.6
1939	Michigan	5	147	29.4
1940	Michigan	4	94	23.5
1941	Minnesota	5	124	24.8
1942	Ohio State	6	150	25.0
1943	Michigan	6	207	34.5
1944	Ohio State	6	153	25.5
1945	Indiana	6	153	25.5
1946	Michigan	7	165	23.6
1947	Michigan	6	172	28.7
1948	Michigan	6	190	31.7
1949	Minnesota	6	131	21.8
1950	Ohio State	7	218	31.1
1951	Purdue	5	116	23.1
1952	Wisconsin	7	184	26.3
1953	Illinois	6	154	25.7
1954	Wisconsin	7	135	19.3
1955	Ohio State	6	159	26.5
1956	Michigan State	6	132	22.0
1957	Michigan State	6	184	30.7
1958	Iowa	6	173	28.8
1959	Iowa	6	119	19.8
1960	Iowa	6	163	27.2
1961	Ohio State	6	179	29.8
1962	Wisconsin	7	199	28.4
1963	Illinois	7	125	17.9
1964	Michigan	7	156	22.3
1965	Michigan State	7	203	29.0
1966	Michigan State	7	213	30.4
1967	Purdue	7	225	32.1
1968	Iowa	7	256	36.6



# ANNUAL STATISTICAL CHAMPIONS - TEAM

## SCORING OFFENSE, CONT.

Year	School	G	PTS	PTS/G
1969	Ohio State	7	280	40.0
1970	Michigan	7	237	33.9
1971	Michigan	8	269	33.6
1972	Ohio State	8	199	24.9
1973	Ohio State	8	307	38.4
1974	Ohio State	8	299	37.4
1975	Ohio State	8	284	35.5
1976	Michigan	8	274	34.2
1977	Ohio State	8	264	33.0
1978	Michigan State	8	328	41.0
1979	Ohio State	8	281	35.1
1980	Ohio State	8	299	37.4
1981	Ohio State	8	271	33.9
1982	Michigan	9	287	31.9
1983	Ohio State	9	327	36.3
1984	Ohio State	9	308	34.2
1985	Iowa	8	249	31.1
1986	Michigan	8	262	32.8
1987	Iowa	8	237	29.6
1988	Michigan	8	273	34.1
1989	Ohio State	8	251	31.4
1990	Ohio State	8	264	33.0
	Iowa	8	264	33.0
1991	Michigan	8	316	39.5
1992	Michigan	8	280	35.0
1993	Wisconsin	8	246	30.8
1994	Penn State	8	385	48.1
1995	Ohio State	8	295	36.9
1996	Michigan State	8	277	34.6
1997	Purdue	8	285	35.6
1998	Purdue	8	304	38.0
1999	Wisconsin	8	281	35.1
2000	Northwestern	8	337	42.1
2001	Iowa	8	263	32.9
2002	Iowa	8	302	27.8
2003	Michigan	8	286	35.8
2004	Michigan State	8	253	31.6
2005	Penn State	8	282	35.2
2006	Ohio State	8	305	38.1
2007	Michigan State	8	278	34.8
2008	Penn State	8	271	33.9
2009	Wisconsin	8	236	29.5
2010	Wisconsin	8	362	45.2
2011	Wisconsin	8	344	43.0
2012	Ohio State	8	295	36.9
2013	Ohio State	8	368	46.0
2014	Ohio State	8	358	44.8

### ALL GAMES

Year	School	G	PTS	PTS/G
1985	Iowa	11	412	37.5
1986	Iowa	11	352	32.0
1987	Iowa	12	360	30.0
1988	Indiana	12	396	33.0
1989	Michigan State	12	356	29.7
1990	Iowa	12	427	35.6
1991	Michigan	12	420	35.0
1992	Michigan	12	431	35.9
1993	Penn State	12	388	32.5
1994	Penn State	12	564	47.0
1995	Ohio State	13	476	36.6
1996	Ohio State	12	455	37.9
1997	Iowa	12	411	34.3
1998	Ohio State	12	430	35.8
1999	Wisconsin	12	409	34.1
2000	Northwestern	12	441	36.8
2001	Iowa	12	391	32.6
2002	Iowa	13	484	37.2
2003	Minnesota	13	503	38.7
2004	Purdue	12	381	31.8
2005	Minnesota	12	429	35.8
2006	Ohio State	13	450	34.6
2007	Purdue	13	446	34.3
2008	Penn State	13	506	38.9

Year	School	G	PTS	PTS/G
2009	Wisconsin	13	413	31.8
2010	Wisconsin	13	539	41.5
2011	Wisconsin	14	618	44.1
2012	Ohio State	12	446	37.2
2013	Ohio State	14	637	45.5
2014	Ohio State	15	672	44.8

## RUSHING DEFENSE

### CONFERENCE GAMES ONLY

Year	School	G	YDS	YDS/G
1947	Indiana	6	833	138.8
1948	Michigan	6	421	70.2
1949	Wisconsin	6	658	109.7
1950	Ohio State	7	571	81.6
1951	Wisconsin	7	482	68.9
1952	Michigan	6	667	111.2
1953	Iowa	6	729	121.5
1954	Ohio State	7	889	127.0
1955	Purdue	7	832	118.8
1956	Iowa	6	871	145.2
1957	Michigan State	6	750	125.0
1958	Purdue	6	645	107.5
1959	Illinois	7	819	117.0
1960	Minnesota	6	811	135.2
1961	Minnesota	7	630	90.0
1962	Minnesota	7	407	58.2
1963	Michigan State	6	457	76.2
1964	Ohio State	6	508	84.7
1965	Michigan State	7	242	34.6
1966	Michigan State	7	320	45.7
1967	Ohio State	7	855	122.1
1968	Ohio State	7	864	123.4
1969	Ohio State	7	614	87.7
1970	Ohio State	7	779	111.3
	Michigan	7	779	111.3
1971	Michigan	8	545	68.1
1972	Purdue	8	1075	134.4
1973	Michigan	8	923	115.4
1974	Michigan	8	895	111.9
1975	Michigan	8	924	115.5
1976	Michigan	8	1050	131.2
1977	Michigan	8	831	103.9
1978	Michigan	8	906	113.2
1979	Purdue	8	811	101.4
1980	Michigan	8	921	115.1
1981	Iowa	8	559	69.9
1982	Iowa	8	653	81.6
1983	Illinois	9	809	89.9
1984	Iowa	9	903	100.3
1985	Michigan	8	755	94.4
1986	Michigan State	8	832	104.0
1987	Michigan State	8	301	37.6
1988	Michigan State	8	772	96.5
1989	Michigan State	8	688	86.0
1990	Iowa	8	752	94.0
1991	Michigan	8	816	102.0
1992	Michigan	8	629	78.6
1993	Michigan	8	824	103.0
1994	Michigan	8	898	112.3
1995	Michigan	8	705	88.1
1996	Ohio State	8	681	85.1
1997	Michigan	8	711	88.9
1998	Ohio State	8	366	45.8
1999	Michigan State	8	682	85.3
2000	Ohio State	8	732	91.5
2001	Michigan	8	763	95.4
2002	Iowa	8	631	78.9
2003	Ohio State	8	630	78.8
2004	Iowa	8	863	107.9
2005	Ohio State	8	646	80.8
2006	Michigan	8	407	50.9
2007	Ohio State	8	534	66.8
2008	Iowa	8	783	97.9
2009	Wisconsin	8	576	72.0

Year	School	G	YDS	YDS/G
2010	Ohio State	8	848	106.0
2011	Michigan	8	925	115.6
2012	Michigan State	8	918	114.8
2013	Michigan State	8	544	68.0
2014	Michigan State	8	857	107.1

### ALL GAMES

Year	School	G	YDS	YDS/G
1985	Iowa	11	1117	101.5
1986	Iowa	11	1129	102.6
1987	Michigan State	11	676	61.5
1988	Michigan State	12	435	118.4
1989	Michigan State	12	1145	95.4
1990	Michigan	12	1256	104.7
1991	Michigan	12	1265	105.4
1992	Michigan	12	1090	90.8
1993	Michigan	12	1296	108.0
1994	Illinois	12	1460	121.7
1995	Michigan	13	1211	93.2
1996	Ohio State	12	1149	95.8
1997	Michigan	12	1068	89.0
1998	Ohio State	12	837	69.8
1999	Michigan State	12	914	76.2
2000	Ohio State	12	1226	102.2
2001	Michigan	12	1069	89.1
2002	Ohio State	14	1088	77.7
2003	Ohio State	13	810	62.3
2004	Iowa	12	1110	92.5
2005	Ohio State	12	881	73.4
2006	Michigan	13	564	43.4
2007	Ohio State	13	1077	82.8
2008	Penn State	13	1212	93.2
2009	Wisconsin	13	1147	88.2
2010	Ohio State	13	1257	96.7
2011	Michigan State	14	1407	100.5
2012	Michigan State	13	1282	98.6
2013	Michigan State	14	1212	86.6
2014	Michigan State	13	1150	88.5

## PASSING DEFENSE

### CONFERENCE GAMES ONLY

Year	School	G	YDS	YDS/G
1947	Iowa	6	337	56.2
1948	Northwestern	6	317	52.8
1949	Ohio State	6	421	70.2
1950	Illinois	6	406	67.7
1951	Wisconsin	7	518	74.0
1952	Illinois	7	715	102.1
1953	Michigan State	6	306	51.0
1954	Michigan	7	484	69.1
1955	Indiana	6	443	73.8
1956	Purdue	7	332	47.4
1957	Michigan State	6	342	57.0
1958	Michigan State	6	392	65.3
1959	Illinois	7	430	61.4
1960	Michigan	6	496	82.7
1961	Purdue	6	496	82.7
1962	Michigan State	7	480	68.5
1963	Ohio State	6	431	71.8
1964	Illinois	7	744	106.3
1965	Wisconsin	7	751	107.3
1966	Michigan	7	634	90.6
1967	Michigan	7	738	105.4
1968	Michigan	7	733	104.7
1969	Minnesota	7	811	115.9
1970	Northwestern	7	404	57.7
1971	Illinois	8	840	105.0
1972	Michigan	8	574	71.8
1973	Michigan State	8	347	43.4
1974	Iowa	8	470	58.8
1975	Wisconsin	8	488	61.0
1976	Northwestern	8	770	96.2
1977	Ohio State	8	577	72.1
1978	Michigan	8	799	99.9

# ANNUAL STATISTICAL CHAMPIONS - TEAM

## PASSING DEFENSE, CONT.

Year	School	G	YDS	YDS/G
1979	Ohio State	8	1055	131.9
1980	Northwestern	9	1101	122.3
1981	Michigan State	9	1654	182.8
1982	Minnesota	9	1513	168.1
1983	Michigan	9	1467	163.0
1984	Iowa	9	1350	150.0
1985	Michigan	8	1249	156.1
1986	Michigan	8	1220	152.5
1987	Illinois	8	769	96.1
1988	Northwestern	8	1007	125.9
1989	Indiana	8	1148	143.5
1990	Wisconsin	8	1109	138.6
1991	Wisconsin	8	1126	140.8
1992	Indiana	8	1184	148.0
1993	Indiana	8	1372	171.5
1994	Michigan State	8	1112	139.0
1995	Indiana	8	1026	128.3
1996	Wisconsin	8	1083	135.4
1997	Michigan	8	833	104.1
1998	Michigan	8	1114	139.2
1999	Ohio State	8	1513	189.1
2000	Michigan State	8	1273	159.1
2001	Michigan	8	1526	190.8
2002	Northwestern	8	1463	182.9
2003	Penn State	8	1335	166.9
2004	Penn State	8	1242	155.2
2005	Ohio State	8	1523	190.4
2006	Wisconsin	8	1205	150.6
2007	Ohio State	8	1355	169.4
2008	Purdue	8	1220	152.5
2009	Iowa	8	1272	159.0
2010	Ohio State	8	1198	149.8
2011	Illinois	8	986	123.2
2012	Nebraska	8	1125	140.6
2013	Nebraska	8	1333	166.6
2014	Iowa	8	1095	136.9

### ALL GAMES

Year	School	G	YDS	YDS/G
1985	Michigan	11	1655	150.5
1986	Illinois	11	1765	160.5
1987	Illinois	11	1152	104.7
1988	Purdue	11	1430	130.0
1989	Illinois	12	1757	146.4
1990	Wisconsin	11	1512	137.5
1991	Wisconsin	11	1470	133.6
1992	Indiana	11	1694	154.0
1993	Indiana	12	1997	166.4
1994	Michigan State	11	1604	145.8
1995	Indiana	11	1537	139.7
1996	Ohio State	12	1803	150.3
1997	Michigan	12	1606	133.8
1998	Michigan	13	2356	181.2
1999	Minnesota	12	2153	179.4
2000	Michigan State	11	1805	164.1
2001	Ohio State	12	2364	197.0
2002	Minnesota	13	2322	178.6
2003	Penn State	12	1840	153.3
2004	Penn State	11	1785	162.3
2005	Indiana	11	2228	202.5
2006	Wisconsin	13	1798	138.3
2007	Ohio State	13	1952	150.2
2008	Purdue	12	2199	183.2
2009	Iowa	13	1988	152.9
2010	Ohio State	13	2152	165.5
2011	Illinois	13	2110	162.3
2012	Nebraska	14	2354	168.1
2013	Michigan State	14	2319	165.6
2014	Wisconsin	14	2352	168.0

## PASS DEFENSE EFFICIENCY

### CONFERENCE GAMES ONLY

Year	School	G	YDS	YDS/G	FFF
1990	Illinois	8	1247	155.9	98.7
1991	Wisconsin	8	1126	140.8	105.7
1992	Iowa	8	1209	151.1	96.4
1993	Iowa	8	1388	173.5	99.3
1994	Michigan State	8	1112	139.0	103.1
1995	Northwestern	8	1476	184.5	95.2
1996	Ohio State	8	1327	165.9	84.5
1997	Michigan	8	833	104.1	73.5
1998	Ohio State	8	1754	219.2	89.3
1999	Wisconsin	8	1652	206.5	101.4
2000	Michigan State	8	1273	159.1	103.2
2001	Michigan	8	1526	190.8	103.5
2002	Iowa	8	2028	253.5	99.0
2003	Michigan	8	1447	180.9	96.6
2004	Penn State	8	1242	155.3	92.8
2005	Penn State	8	1595	199.4	104.1
2006	Wisconsin	8	1205	150.6	89.8
2007	Michigan	8	1382	172.8	98.1
2008	Ohio State	8	1376	172.0	100.4
2009	Iowa	8	1272	159.0	90.9
2010	Ohio State	8	1198	149.8	95.2
2011	Wisconsin	8	1105	138.1	102.5
2012	Nebraska	8	1125	140.6	87.1
2013	Michigan State	8	1553	194.1	101.3
2014	Michigan State	8	1509	188.6	94.4

### ALL GAMES

Year	School	G	YDS	YDS/G	FFF
1990	Illinois	12	1740	145.0	100.1
1991	Wisconsin	11	1470	133.6	100.2
1992	Ohio State	12	2197	183.1	99.7
1993	Iowa	12	2064	172.0	103.8
1994	Michigan State	11	1604	145.8	101.5
1995	Illinois	11	1976	179.6	101.7
1996	Ohio State	12	1803	150.3	95.8
1997	Michigan	12	1606	133.8	81.8
1998	Michigan	13	2356	181.2	49.9
1999	Wisconsin	12	2258	188.2	97.9
2000	Michigan State	11	1805	164.1	104.5
2001	Ohio State	12	2364	197.0	107.6
2002	Purdue	13	2613	201.0	105.2
2003	Michigan	13	2347	180.5	102.2
2004	Penn State	11	1785	162.3	99.8
2005	Penn State	12	2540	211.7	106.6
2006	Wisconsin	13	1798	138.3	84.2
2007	Ohio State	13	1952	150.2	98.7
2008	Iowa	13	2565	197.3	98.3
2009	Iowa	13	1988	152.9	90.0
2010	Ohio State	13	2152	165.5	98.6
2011	Penn State	13	2478	190.6	107.2
2012	Michigan State	13	2285	175.8	98.8
2013	Michigan State	14	2319	165.6	92.3
2014	Penn State	13	2317	178.2	101.1

## TOTAL DEFENSE

### CONFERENCE GAMES ONLY

Year	School	G	YDS	YDS/G
1947	Iowa	6	1112	185.3
1948	Michigan	6	1212	202.0
1949	Ohio State	6	1352	225.3
1950	Minnesota	6	1036	172.7
1951	Wisconsin	6	857	142.9
1952	Michigan	6	1553	258.8
1953	Michigan State	6	1131	188.5
1954	Michigan	7	1580	225.7
1955	Purdue	7	1516	216.5
1956	Purdue	7	1508	215.4
1957	Michigan State	6	1092	182.0
1958	Purdue	6	1049	174.8
1959	Illinois	7	1249	178.4
1960	Michigan	6	1389	231.5
1961	Michigan State	7	1407	201.0
1962	Michigan State	7	1255	179.3
1963	Michigan State	6	1072	178.7
1964	Illinois	7	1389	198.4
1965	Michigan State	7	1272	181.7
1966	Michigan State	7	1557	222.4
1967	Purdue	7	1813	259.0
1968	Ohio State	7	1932	276.0
1969	Ohio State	7	1946	278.0
1970	Northwestern	7	1509	215.6
1971	Michigan	8	1613	201.6
1972	Michigan	8	1705	213.1
1973	Ohio State	8	1659	211.0
1974	Michigan	8	1689	211.1
1975	Michigan	8	1724	215.5
1976	Michigan	8	2085	260.6
1977	Ohio State	8	1758	219.7
1978	Michigan	8	1705	213.1
1979	Ohio State	8	2077	259.8
1980	Michigan	8	2099	262.4
1981	Iowa	8	2120	265.0
1982	Iowa	8	2574	321.7
1983	Michigan	9	2323	258.1
1984	Iowa	9	2253	250.3
1985	Michigan	8	2004	250.5
1986	Michigan	8	2169	271.1
1987	Michigan State	8	1476	184.5
1988	Michigan	8	2204	275.5
1989	Michigan State	8	2251	281.4
1990	Michigan	8	2315	289.4
1991	Indiana	8	2185	273.1
1992	Ohio State	8	2335	291.9
1993	Ohio State	8	2408	301.0
1994	Ohio State	8	2481	310.1
1995	Michigan	8	2516	314.5
1996	Ohio State	8	2058	257.3
1997	Michigan	8	1544	193.0
1998	Michigan	8	1957	244.6
1999	Michigan State	8	2435	304.4
2000	Ohio State	8	2579	322.4
2001	Michigan	8	2289	286.1
2002	Ohio State	8	2433	304.1
2003	Ohio State	8	2301	287.6
2004	Iowa	8	2323	290.4
2005	Ohio State	8	2169	271.1
2006	Ohio State	8	2056	257.0
2007	Ohio State	8	1889	236.1
2008	Penn State	8	2278	284.8
2009	Ohio State	8	2223	277.9
2010	Ohio State	8	2046	255.8
2011	Illinois	8	2352	294.0
	Wisconsin	8	2352	294.0
2012	Michigan State	8	2345	293.1
2013	Michigan State	8	2097	262.1
2014	Wisconsin	8	2081	260.1

# ANNUAL STATISTICAL CHAMPIONS - TEAM

## TOTAL DEFENSE, CONT.

### ALL GAMES

Year	School	G	YDS	YDS/G
1985	Michigan	11	2790	253.6
1986	Iowa	11	3031	275.5
1987	Michigan State	11	2482	225.6
1988	Michigan	12	3506	292.2
1989	Michigan State	12	3371	280.5
1990	Iowa	12	3721	310.1
1991	Iowa	12	3417	284.8
1992	Michigan	12	3664	305.3
1993	Indiana	12	3654	304.5
1994	Illinois	12	3408	284.1
1995	Michigan	13	3702	284.8
1996	Ohio State	12	2952	246.0
1997	Michigan	12	2674	222.8
1998	Ohio State	12	3118	259.8
1999	Wisconsin	12	3577	298.1
2000	Michigan State	11	3501	318.3
2001	Michigan	12	3797	316.4
2002	Purdue	13	4123	317.2
2003	Ohio State	13	3859	296.8
2004	Wisconsin	12	3495	291.2
2005	Ohio State	12	3376	281.3
2006	Wisconsin	13	3290	253.1
2007	Ohio State	13	3029	233.0
2008	Penn State	13	3641	280.1
2009	Ohio State	13	3410	262.3
2010	Ohio State	13	3409	262.2
2011	Michigan State	14	3884	277.4
2012	Michigan State	13	3567	274.4
2013	Michigan State	14	3531	252.2
2014	Penn State	13	3623	278.7

## SCORING DEFENSE

### CONFERENCE GAMES ONLY

Year	School	G	PTS	PTS/G
1936	Minnesota	5	6	1.2
1937	Ohio State	6	10	1.7
1938	Minnesota	5	12	2.4
1939	Purdue	5	30	6.0
1940	Michigan	4	20	5.0
1941	Minnesota	5	32	6.4
1942	Wisconsin	5	38	7.6
1943	Michigan	6	32	5.3
1944	Ohio State	6	54	9.0
1945	Indiana	6	34	5.7
1946	Michigan	7	46	6.6
1947	Michigan	6	40	6.7
1948	Michigan	6	37	6.2
1949	Minnesota	6	47	7.8
1950	Illinois	6	35	5.8
1951	Illinois	6	23	3.8
1952	Ohio State	7	91	13.0
1953	Michigan State	6	50	8.3
1954	Ohio State	7	55	7.9
1955	Michigan State	6	48	8.0
1956	Iowa	6	44	7.3
1957	Ohio State	7	60	8.6
1958	Wisconsin	7	77	11.0
1959	Illinois	7	59	8.4
1960	Minnesota	6	50	8.3
1961	Michigan State	7	40	5.7
1962	Purdue	6	45	7.5
1963	Michigan State	6	43	7.2
1964	Ohio State	6	41	6.8
1965	Michigan State	7	56	8.0
1966	Michigan State	7	70	10.0
1967	Minnesota	7	84	12.0
1968	Purdue	7	112	16.0
1969	Michigan	7	77	11.0
1970	Michigan	7	68	9.7
1971	Michigan	8	70	8.7

Year	School	G	PTS	PTS/G
1972	Michigan	8	34	4.3
1973	Ohio State	8	37	4.6
1974	Michigan	8	59	7.4
1975	Ohio State	8	43	5.4
1976	Michigan	8	67	8.4
1977	Ohio State	8	49	6.1
1978	Michigan	8	57	7.1
1979	Ohio State	8	59	7.4
1980	Michigan	8	64	8.0
1981	Iowa	8	92	11.5
1982	Michigan	9	126	14.0
1983	Michigan	9	109	12.1
1984	Iowa	9	137	15.2
1985	Michigan	8	60	7.5
1986	Ohio State	8	95	11.9
1987	Michigan State	8	61	7.6
1988	Michigan State	8	76	9.5
1989	Michigan	8	99	12.4
1990	Michigan	8	135	16.9
1991	Michigan	8	91	11.4
1992	Ohio State	8	100	12.5
1993	Michigan	8	91	11.4
1994	Illinois	8	136	17.0
1995	Northwestern	8	89	11.1
1996	Ohio State	8	91	11.4
1997	Michigan	8	78	9.8
1998	Wisconsin	8	91	11.4
1999	Wisconsin	8	108	13.5
2000	Ohio State	8	155	19.4
2001	Michigan	8	135	16.9
2002	Ohio State	8	88	11.0
2003	Ohio State	8	124	15.5
2004	Penn State	8	124	15.5
2005	Ohio State	8	118	14.8
2006	Ohio State	8	92	11.5
2007	Ohio State	8	103	12.9
2008	Ohio State	8	98	12.2
2009	Ohio State	8	101	12.6
2010	Ohio State	8	102	12.8
2011	Penn State	8	138	17.2
2012	Michigan	8	133	16.6
2013	Michigan State	8	88	11.0
2014	Wisconsin	8	143	17.9

### ALL GAMES

Year	School	G	PTS	PTS/G
1985	Michigan	11	75	6.8
1986	Ohio State	11	167	13.9
1987	Michigan State	11	136	12.4
1988	Michigan	12	167	13.9
1989	Michigan State	12	163	13.6
1990	Michigan	12	198	16.5
1991	Iowa	12	177	14.8
1992	Ohio State	12	158	13.2
1993	Michigan	12	160	13.3
1994	Illinois	12	156	13.0
1995	Northwestern	12	181	15.1
1996	Ohio State	12	131	10.9
1997	Michigan	12	114	9.5
1998	Wisconsin	12	143	11.9
1999	Wisconsin	12	154	12.8
2000	Ohio State	12	222	18.5
2001	Michigan	12	237	19.8
2002	Ohio State	14	183	13.1
2003	Iowa	13	210	16.2
2004	Penn State	11	168	15.3
2005	Ohio State	12	183	15.2
2006	Wisconsin	13	157	12.1
2007	Ohio State	13	166	12.8
2008	Iowa	13	169	13.0
2009	Penn State	13	159	12.2
2010	Ohio State	13	186	14.3
2011	Penn State	13	218	16.8
2012	Michigan State	13	212	16.3
2013	Michigan State	14	185	13.2
2014	Penn State	13	242	18.6

## QUARTERBACK SACKS

### CONFERENCE GAMES ONLY

Year	School	G	NO	YDS	AVG/G
1990	Michigan	8	29	165	3.6
1991	Iowa	8	38	280	4.8
1992	Michigan	8	39	295	4.9
1993	Penn State	8	29	229	3.6
1994	Ohio State	8	23	188	2.9
1995	Wisconsin	8	29	191	3.6
1996	Iowa	8	24	173	3.0
	Ohio State	8	24	151	3.0
1997	Michigan	8	31	208	3.9
1998	Penn State	8	35	201	4.4
1999	Michigan State	8	39	255	4.9
2000	Ohio State	8	35	231	4.4
2001	Michigan	8	35	239	4.4
2002	Iowa	8	27	152	3.4
2003	Purdue	8	30	152	3.8
2004	Wisconsin	8	24	138	3.0
2005	Ohio State	8	28	177	3.5
2006	Michigan	8	26	197	3.3
2007	Ohio State	8	30	195	3.8
2008	Minnesota	8	25	165	3.1
2009	Purdue	8	24	152	3.0
2010	Purdue	8	21	110	2.6
2011	Michigan State	8	33	228	4.1
2012	Penn State	8	23	138	2.9
2013	Ohio State	8	30	207	3.8
2014	Ohio State	8	28	189	3.5

### ALL GAMES

Year	School	G	NO	YDS	AVG/G
1990	Michigan	12	43	268	3.6
1991	Iowa	12	61	343	5.1
1992	Michigan	12	46	354	3.8
1993	Penn State	12	39	307	3.3
1994	Penn State	12	38	315	3.2
1995	Iowa	12	47	272	3.9
1996	Iowa	12	51	346	4.6
1997	Minnesota	12	38	196	3.2
1998	Penn State	12	52	329	4.3
1999	Michigan State	12	53	378	4.4
2000	Ohio State	12	46	304	3.8
2001	Michigan	12	50	327	4.2
2002	Michigan	13	42	253	3.2
2003	Michigan State	13	45	299	3.5
2004	Purdue	12	35	228	2.9
2005	Ohio State	12	44	291	3.7
2006	Michigan	13	43	333	3.3
2007	Penn State	13	46	322	3.5
2008	Minnesota	13	34	226	2.6
	Northwestern	13	34	235	2.6
2009	Penn State	13	37	223	2.8
	Wisconsin	13	37	248	2.8
2010	Purdue	12	33	192	2.8
2011	Michigan State	14	45	295	3.2
2012	Penn State	12	34	209	2.8
2013	Ohio State	14	42	292	3.0
2014	Michigan State	13	42	308	3.2



# ANNUAL STATISTICAL CHAMPIONS - TEAM

## TURNOVER MARGIN

### CONFERENCE GAMES ONLY

Year	School	G	TK	GV	MAR	AVG/G
1980	Ohio State	8	18	6	24	3.00
1981	Iowa	8	26	16	10	1.25
1982	Michigan	9	25	14	11	1.22
1983	Michigan	9	25	14	11	1.22
1984	Ohio State	9	22	16	6	0.67
	Michigan	9	21	15	6	0.67
1985	Michigan State	8	22	13	9	1.13
	Michigan	8	20	11	9	1.13
1986	Ohio State	8	28	13	15	1.88
1987	Michigan State	8	24	10	14	1.75
1988	Michigan State	8	24	11	13	1.63
1989	Minnesota	8	27	12	15	1.88
1990	Illinois	8	22	15	7	0.88
1991	Michigan	8	20	11	9	1.13
1992	Michigan State	8	21	14	7	0.88
1993	Penn State	8	22	8	8	1.00
1994	Penn State	8	18	7	11	1.38
1995	Northwestern	8	26	9	17	2.13
1996	Northwestern	8	19	10	9	1.13
	Penn State	8	20	11	9	1.13
1997	Purdue	8	26	14	12	1.50
1998	Wisconsin	8	21	4	17	2.12
1999	Illinois	8	23	9	14	1.75
2000	Michigan	8	20	11	9	1.13
	Northwestern	8	17	8	9	1.13
2001	Purdue	8	29	17	12	1.50
2002	Iowa	8	25	9	16	2.00
2003	Michigan State	8	17	7	10	1.25
2004	Iowa	8	26	14	12	1.50
2005	Wisconsin	8	20	10	10	1.25
2006	Minnesota	8	17	9	8	1.00
2007	Iowa	8	16	7	9	1.12
2008	Ohio State	8	19	7	12	1.50
2009	Ohio State	8	24	12	12	1.50
2010	Wisconsin	8	20	5	15	1.88
2011	Wisconsin	8	19	6	13	1.62
2012	Northwestern	8	18	9	9	1.12
	Iowa	8	17	8	9	1.12
2013	Michigan State	8	19	7	12	1.50
2014	Michigan State	8	21	10	11	1.38

### ALL GAMES

Year	School	G	TK	GV	MAR	AVG/G
1987	Michigan State	11	30	19	11	1.00
1988	Michigan	12	30	11	19	1.58
1989	Minnesota	11	35	19	16	1.45
1990	Michigan	12	35	24	11	0.92
1991	Michigan	12	30	19	11	0.92
1992	Ohio State	12	26	16	10	0.83
1993	Wisconsin	12	34	20	14	1.17
1994	Penn State	12	25	13	12	1.00
1995	Northwestern	12	33	14	19	1.58
1996	Ohio State	12	31	16	15	1.25
1997	Purdue	12	35	21	14	1.17
1998	Wisconsin	10	33	23	10	1.92
1999	Illinois	12	27	14	13	1.08
2000	Michigan	12	29	16	13	1.08
2001	Purdue	12	40	29	11	0.92
2002	Wisconsin	14	35	17	18	1.29
2003	Purdue	13	28	16	12	0.92
2004	Iowa	12	32	19	13	1.08
2005	Wisconsin	13	27	14	13	1.00
2006	Minnesota	13	32	14	18	1.38
2007	Iowa	12	21	13	8	0.67
2008	Ohio State	13	29	13	16	1.23
2009	Ohio State	13	35	18	17	1.31
2010	Ohio State	13	30	15	15	1.15
2011	Wisconsin	14	26	10	16	1.14
2012	Northwestern	13	29	15	14	1.08
2013	Michigan State	14	28	15	13	0.93
2014	Michigan State	13	34	15	19	1.46

## PUNTING

### CONFERENCE GAMES ONLY

Year	School	G	AVG
1939	Ohio State	6	42.2
1940	Michigan	4	41.5
1941	Illinois	5	38.0
1942	Indiana	4	37.6
1943	Michigan	6	40.0
1944	Ohio State	6	39.0
1945	Indiana	6	37.1
1946	Wisconsin	7	39.3
1947	Wisconsin	6	39.4
1948	Illinois	7	43.2
1949	Indiana	6	39.4
1950	Iowa	6	40.8
1951	Indiana	6	37.9
1952	Illinois	7	42.4
1953	Iowa	6	41.2
1954	Wisconsin	6	39.9
1955	Michigan State	6	41.3
1956	Michigan State	6	37.6
	Northwestern	7	37.6
1957	Wisconsin	7	38.5
1958	Michigan	7	38.6
1959	Michigan	7	38.3
1960	Northwestern	6	37.0
1961	Wisconsin	7	41.2
1962	Wisconsin	7	39.5
1963	Michigan State	6	41.1
1964	Michigan State	6	42.0
1965	Northwestern	7	38.7
1966	Michigan	7	38.5
1967	Minnesota	7	39.0
1968	Michigan State	7	38.7
1969	Michigan State	7	40.3
1970	Michigan	7	41.8
1971	Ohio State	8	40.6
1972	Ohio State	8	40.6
1973	Wisconsin	8	39.2
1974	Ohio State	8	45.2
1975	Ohio State	8	47.2
1976	Ohio State	8	42.0
1977	Michigan State	8	40.2
1978	Ohio State	8	44.1
1979	Michigan State	8	43.8
1980	Michigan State	8	41.9

(beginning in 1981, based on net punting average)

Year	School	G	AVG
1981	Michigan	9	42.3
1982	Illinois	9	40.5
1983	Michigan State	9	42.9
1984	Ohio State	9	43.6
1985	Michigan State	8	43.1
1986	Michigan	8	44.8
1987	Ohio State	8	45.4
1988	Indiana	8	41.5
1989	Purdue	8	44.7
1990	Ohio State	8	43.7
1991	Purdue	8	38.6
1992	Michigan	8	35.9
1993	Purdue	8	36.7
1994	Northwestern	8	38.3
1995	Iowa	8	37.8
1996	no record		
1997	Penn State	8	39.8
1998	Wisconsin	8	41.3
1999	Michigan State	8	41.9
2000	Wisconsin	8	43.7
2001	Penn State	8	39.1
2002	Ohio State	8	36.7
2003	Ohio State	8	41.7
2004	Ohio State	8	39.4
2005	Wisconsin	8	39.5
2006	Penn State	8	41.0

Year	School	G	AVG
2007	Iowa	8	41.0
2008	Iowa	8	40.8
2009	Michigan	8	42.2
2010	Ohio State	8	39.8
2011	Ohio State	8	39.1
2012	Michigan State	8	38.5
2013	Purdue	8	40.4
2014	Ohio State	8	41.3

### ALL GAMES

Year	School	G	AVG
1985	Ohio State	11	40.3
1986	Michigan	11	44.1
1987	Ohio State	11	40.7
1988	Purdue	11	37.5
1989	Purdue	11	40.4
1990	Indiana	12	36.9
1991	Purdue	11	38.6
1992	Wisconsin	12	36.8
1993	Illinois	11	37.0
1994	Northwestern	11	39.8
1995	Iowa	12	38.2
1996	Northwestern	12	39.1
1997	Penn State	12	40.3
1998	Wisconsin	12	40.2
1999	Michigan State	12	40.4
2000	Wisconsin	13	42.5
2001	Ohio State	12	38.3
2002	Ohio State	14	37.3
2003	Ohio State	13	41.0
2004	Ohio State	12	39.2
2005	Wisconsin	13	39.3
2006	Penn State	13	40.0
2007	Penn State	13	41.1
2008	Penn State	13	40.7
2009	Michigan	12	42.0
2010	Michigan State	13	38.1
2011	Iowa	13	38.5
2012	Illinois	12	39.2
2013	Purdue	12	41.7
2014	Ohio State	15	41.8

## PUNT RETURNS

### CONFERENCE GAMES ONLY

Year	School	NO.	YDS	AVG
1947	Wisconsin			20.4
1948	Northwestern			55.2*
1949	Wisconsin			53.5*
1950	Purdue			12.3
1951	Ohio State			15.6
1952	Wisconsin			13.9
1953	Minnesota			13.2
1954	Michigan State			15.3
1955	Michigan State			14.1
1956	Michigan State			12.9
1957	Michigan State			14.9
1958	Michigan State			17.4
1959	Michigan			14.4
1960	Illinois			12.2
1961	Michigan State			10.9
	Ohio State			10.9
1962	Iowa			16.4
1963	Purdue			13.5
1964	Michigan State			7.9
1965	Michigan State			10.3
1966	Michigan State			14.0
1967	Michigan			13.2
1968	Minnesota			11.8
1969	Ohio State			19.6
1970	Wisconsin			11.2
1971-80			no record	
1981	Michigan	21	254	12.1
1982	Michigan	19	243	12.8
1983	Michigan	32	382	11.9



# ANNUAL STATISTICAL CHAMPIONS - TEAM

Year	School	NO.	YDS	AVG
1984	Michigan State	21	258	12.3
1985	Michigan	22	303	13.8
1986	Iowa	18	238	13.2
1987	Indiana	19	225	11.8
1988	Michigan	14	162	11.6
1989	Wisconsin	15	219	14.6
1990	Michigan	24	418	17.4
1991	Michigan	15	245	16.3
1992	Northwestern	11	189	17.2
1993	Penn State	27	415	15.4
1994	Penn State	19	207	10.9
1995	Michigan State	18	290	16.1
1996	Minnesota	6	152	25.3
1997	Iowa	25	514	20.6
1998	Wisconsin	21	320	15.2
1999	Michigan State	33	413	12.5
2000	Illinois	13	207	15.9
2001	Wisconsin	12	178	14.8
2002	Iowa	21	298	14.2
2003	Wisconsin	22	353	16.0
2004	Ohio State	27	534	19.8
2005	Wisconsin	18	259	14.4
2006	Indiana	12	134	11.2
2007	Wisconsin	15	169	11.3
2008	Ohio State	21	259	12.3
2009	Minnesota	6	97	16.2
2010	Wisconsin	6	85	14.2
2011	Wisconsin	12	181	15.1
2012	Northwestern	12	163	13.6
2013	Purdue	4	57	14.2
2014	Northwestern	5	104	20.8

(\* based on yards per game)

## ALL GAMES

Year	School	NO.	YDS	AVG
1985	Michigan	34	375	11.0
1986	Iowa	31	322	10.4
1987	Indiana	21	238	11.3
1988	Michigan	20	210	10.5
1989	Wisconsin	20	250	12.5
1990	Michigan	40	609	15.2
1991	Michigan	23	337	14.7
1992	Northwestern	15	327	21.8
1993	Penn State	41	588	14.3
1994	Iowa	25	322	12.9
1995	Northwestern	30	418	13.9
1996	Iowa	38	589	15.5
1997	Iowa	38	636	16.7
1998	Iowa	16	242	15.1
1999	Purdue	22	314	14.3
2000	Minnesota	36	470	13.1
2001	Iowa	32	466	14.6
2002	Penn State	44	538	12.2
2003	Wisconsin	37	530	14.3
2004	Ohio State	37	602	16.3
2005	Northwestern	18	264	14.7
	Wisconsin	33	484	14.7
2006	Indiana	18	226	12.6
2007	Wisconsin	36	432	12.0
2008	Ohio State	35	455	13.0
2009	Minnesota	9	132	14.7
2010	Michigan State	13	260	13.0
2011	Northwestern	8	127	15.9
2012	Northwestern	20	331	16.5
2013	Iowa	24	337	14.0
2014	Nebraska	39	620	15.9

## KICKOFF RETURNS

### CONFERENCE GAMES ONLY

Year	School	NO.	YDS	AVG
1947	Wisconsin			20.6
1948	Wisconsin			82.3*
1949	Indiana			90.7*
1950	Ohio State			29.9
1951	Northwestern			22.5
1952	Ohio State			24.5
1953	Ohio State			21.4
1954	Minnesota			20.9
1955	Ohio State			23.3
1956	Michigan			21.2
1957	Iowa			22.2
1958	Illinois			23.6
1959	Iowa			22.1
1960	Northwestern			24.2
1961	Illinois			21.9
1962	Ohio State			26.1
	Purdue			26.1
1963	Ohio State			25.9
1964	Ohio State			25.2
1965	Ohio State			24.9
1966	Wisconsin			21.7
1967	Michigan State			22.1
1968	Iowa			23.0
1969	Purdue			25.6
1970	Purdue			26.1
1971-80				no record
1981	Iowa	14	407	29.1
1982	Wisconsin	21	470	22.4
1983	Purdue	33	679	20.6
1984	Northwestern	39	289	21.3
1985	Illinois	26	564	21.7
1986	Wisconsin	37	847	22.9
1987	Illinois	26	618	23.8
1988	Michigan	20	446	22.3
1989	Michigan	16	383	23.9
1990	Michigan	22	582	26.5
1991	Indiana	25	516	20.6
1992	Ohio State	16	375	23.4
1993	Indiana	24	533	22.2
1994	Michigan State	40	953	23.8
1995	Michigan State	30	716	23.9
1996	Illinois	38	887	23.3
1997	Minnesota	30	673	22.4
1998	Purdue	20	491	24.5
1999	Wisconsin	12	275	22.9
2000	Ohio State	27	655	24.3
2001	Michigan State	30	686	22.9
2002	Iowa	16	392	24.5
2003	Michigan State	32	760	23.8
2004	Northwestern	25	620	24.8
2005	Michigan State	26	608	23.4
2006	Illinois	28	586	20.9
2007	Indiana	32	781	24.4
2008	Purdue	32	729	22.8
2009	Michigan State	32	938	29.3
2010	Ohio State	22	587	26.7
2011	Purdue	26	781	30.0
2012	Iowa	20	526	26.3
2013	Nebraska	25	570	22.8
2014	Ohio State	25	602	24.1

(\* based on yards per game)

## ALL GAMES

Year	School	NO.	YDS	AVG
1985	Northwestern	36	773	21.5
1986	Indiana	34	761	22.4
1987	Illinois	37	846	22.9
1988	Michigan	34	750	22.1
1989	Michigan	29	671	23.1
1990	Michigan	34	928	27.3
1991	Wisconsin	33	724	21.9
1992	Ohio State	23	517	22.5
1993	Indiana	30	694	23.1
1994	Michigan State	48	1130	23.5
1995	Michigan State	49	1119	22.8
1996	Illinois	50	1136	22.7
1997	Minnesota	51	1257	24.6
1998	Illinois	34	821	24.1
1999	Wisconsin	19	494	26.0
2000	Ohio State	38	913	24.0
2001	Michigan State	40	895	22.4
2002	Iowa	37	929	25.1
2003	Michigan State	45	1065	23.7
2004	Indiana	27	758	28.1
2005	Michigan	40	936	23.4
2006	Minnesota	38	873	23.0
2007	Michigan State	53	1361	25.7
2008	Penn State	37	908	24.5
2009	Michigan State	55	1422	25.9
2010	Ohio State	40	1055	26.4
2011	Purdue	44	1262	28.7
2012	Purdue	60	1376	22.9
2013	Wisconsin	31	716	23.1
2014	Maryland	42	1073	25.5

# BIG TEN IN THE POLLS

## NATIONAL FOOTBALL RANKINGS

Selected by the nation's sports writers as polled by the Associated Press; also includes associated notations for Big Ten teams when ranked differently by the coaches poll sponsored by United Press International (beginning in 1950), CNN/USA Today (1991), ESPN/USA Today (1999), USA Today (2005) and Amway (2014) or the Bowl Championship Series (BCS) rankings (1998) or College Football Playoff (CFP) rankings (2014). Please note that the BCS and CFP rankings were not updated following bowl play and BCS rankings included only 15 teams from 1998 through 2002 before changing to 25 teams in 2003. Prior to the AP poll in 1936, the Rissman and Knute Rockne trophies, symbolic of the national title, were awarded to the following Big Ten teams:

1927—Illinois

1932, '33—Michigan

1934—Minnesota

### 1936 AP

Minnesota	1
Northwestern	7

### 1937 AP

Minnesota	5
Ohio State	13

### 1938 AP

Minnesota	10
Michigan	16
Northwestern	17

### 1939 AP

Iowa	9
Ohio State	15
Michigan	20

### 1940 AP

Minnesota	1
Michigan	3
Northwestern	8

### 1941 AP

Minnesota	1
Michigan	5
Northwestern	11
Ohio State	13

### 1942 AP

Ohio State	1
Wisconsin	3
Michigan	9
Minnesota	19

### 1943 AP

Michigan	3
Purdue	5
Northwestern	9

### 1944 AP

Ohio State	2
Michigan	8
Illinois	15

### 1945 AP

Indiana	4
Michigan	6
Ohio State	12

### 1946 AP

Illinois	5
Michigan	6
Indiana	20

### 1947 AP

Michigan	2
----------	---

### 1948 AP

Michigan	1
Northwestern	7

### 1949 AP

Ohio State	6
Michigan	7
Minnesota	8

### 1950 AP UPI

Michigan	9	6
Illinois	13	11
Ohio State	14	10
Wisconsin	--	T-20

### 1951 AP UPI

Illinois	4	3
Wisconsin	8	8
Purdue	--	T-14

### 1952 AP UPI

Wisconsin	11	10
Ohio State	17	T-15
Purdue	18	12

### 1953 AP UPI

Michigan State	3	3
Illinois	7	7
Iowa	9	10
Wisconsin	15	14
Michigan	20	19
Ohio State	--	20

### 1954 AP UPI

Ohio State	1	2
Wisconsin	9	10
Michigan	15	15
Minnesota	--	20

### 1955 AP UPI

Michigan State	2	2
Ohio State	5	5
Michigan	12	13
Iowa	--	19

### 1956 AP UPI

Iowa	3	3
Michigan	7	7
Michigan State	9	10
Minnesota	12	9
Ohio State	15	--

### 1957 AP UPI

Ohio State	2	1
Michigan State	3	3
Iowa	6	5
Wisconsin	19	T-14

### 1958 AP UPI

Iowa	2	2
Wisconsin	7	6
Ohio State	8	7
Purdue	13	11
Northwestern	--	17

### 1959 AP UPI

Wisconsin	6	6
Illinois	13	12
Michigan State	--	16

### 1960 AP UPI

Minnesota	1	1
Iowa	3	2
Ohio State	8	8
Michigan State	15	T-11
Purdue	--	15
Wisconsin	--	5

### 1961 AP UPI

Ohio State	2	2
Minnesota	6	6
Michigan State	8	9
Purdue	12	T-11
Wisconsin	--	18

### 1962 AP UPI

Wisconsin	2	2
Minnesota	10	10
Ohio State	--	13
Northwestern	--	T-16
Illinois	--	T-18

### 1963 AP UPI

Illinois	3	4
Michigan State	10	10

### 1964 AP UPI

Michigan	4	4
Ohio State	9	9
Illinois	--	T-16
Michigan State	--	T-20

### 1965 AP UPI

Michigan State	2	1
Ohio State	--	11
Purdue	--	13

### 1966 AP UPI

Michigan State	2	2
Purdue	7	6

### 1967 AP UPI

Indiana	4	6
Purdue	9	9
Minnesota	--	14

### 1968 AP UPI

Ohio State	1	1
Purdue	10	11
Michigan	12	15
Minnesota	--	T-18

### 1969 AP UPI

Ohio State	4	5
Michigan	9	8
Purdue	18	T-18

### 1970 AP UPI

Ohio State	5	2
Michigan	9	7

### 1971 AP UPI

Michigan	6	4
----------	---	---

### 1972 AP UPI

Michigan	6	6
Ohio State	9	3

### 1973 AP UPI

Ohio State	2	3
Michigan	6	6

### 1974 AP UPI

Michigan	3	5
Ohio State	4	3
Michigan State	12	18

# BIG TEN IN THE POLLS

<b>1975</b>	<b>AP</b>	<b>UPI</b>
Ohio State	4	4
Michigan	8	8
<b>1976</b>	<b>AP</b>	<b>UPI</b>
Michigan	3	3
Ohio State	6	5
<b>1977</b>	<b>AP</b>	<b>UPI</b>
Michigan	9	8
Ohio State	11	T-12
<b>1978</b>	<b>AP</b>	<b>UPI</b>
Michigan	5	5
Michigan State	12	--
Purdue	13	13
<b>1979</b>	<b>AP</b>	<b>UPI</b>
Ohio State	4	4
Purdue	10	10
Michigan	18	19
Indiana	19	16
<b>1980</b>	<b>AP</b>	<b>UPI</b>
Michigan	4	4
Ohio State	15	15
Purdue	17	16
<b>1981</b>	<b>AP</b>	<b>UPI</b>
Michigan	12	10
Ohio State	15	12
Iowa	18	15
<b>1982</b>	<b>AP</b>	<b>UPI</b>
Ohio State	12	12
Michigan	--	15
<b>1983</b>	<b>AP</b>	<b>UPI</b>
Michigan	8	9
Ohio State	9	8
Illinois	10	10
Iowa	14	14
<b>1984</b>	<b>AP</b>	<b>UPI</b>
Ohio State	13	12
Iowa	16	15
<b>1985</b>	<b>AP</b>	<b>UPI</b>
Michigan	2	2
Iowa	10	9
Ohio State	14	11
<b>1986</b>	<b>AP</b>	<b>UPI</b>
Ohio State	7	6
Michigan	8	7
Iowa	16	15
<b>1987</b>	<b>AP</b>	<b>UPI</b>
Michigan State	8	8
Iowa	16	16
Michigan	19	18
Indiana	--	20
<b>1988</b>	<b>AP</b>	<b>UPI</b>
Michigan	4	4
Indiana	20	19
<b>1989</b>	<b>AP</b>	<b>UPI</b>
Michigan	7	8
Illinois	10	10
Michigan State	16	T-16
Ohio State	24	--
<b>1990</b>	<b>AP</b>	<b>UPI</b>
Michigan	7	8
Michigan State	16	14
Iowa	18	16
Illinois	25	24

<b>1991</b>	<b>AP</b>	<b>CNN/USA</b>	
Michigan	6	6	
Iowa	10	10	
<b>1992</b>	<b>AP</b>	<b>CNN/USA</b>	
Michigan	5	5	
Ohio State	18	19	
<b>1993</b>	<b>AP</b>	<b>CNN/USA</b>	
Wisconsin	6	5	
Penn State	8	7	
Ohio State	11	10	
Michigan	21	19	
<b>1994</b>	<b>AP</b>	<b>CNN/USA</b>	
Penn State	2	2	
Michigan	12	12	
Ohio State	14	9	
<b>1995</b>	<b>AP</b>	<b>CNN/USA</b>	
Ohio State	6	8	
Northwestern	8	7	
Penn State	13	12	
Michigan	17	19	
Iowa	25	22	
<b>1996</b>	<b>AP</b>	<b>CNN/USA</b>	
Ohio State	2	2	
Penn State	7	7	
Northwestern	15	16	
Iowa	18	18	
Michigan	20	20	
<b>1997</b>	<b>AP</b>	<b>CNN/USA</b>	
Michigan	1	2	
Ohio State	12	12	
Purdue	15	15	
Penn State	16	17	
<b>1998</b>	<b>AP</b>	<b>CNN/USA</b>	<b>BCS#</b>
Ohio State	2	2	4
Wisconsin	6	5	9
Michigan	12	12	--
Penn State	17	15	--
Purdue	24	23	--
<b>1999</b>	<b>AP</b>	<b>ESPN/USA</b>	<b>BCS#</b>
Wisconsin	4	4	7
Michigan	5	5	8
Michigan State	7	7	9
Penn State	11	11	11
Minnesota	18	17	13
Illinois	24	25	--
Purdue	25	--	--
<b>2000</b>	<b>AP</b>	<b>ESPN/USA</b>	<b>BCS#</b>
Michigan	11	10	16
Purdue	13	13	--
Wisconsin	23	24	--
<b>2001</b>	<b>AP</b>	<b>ESPN/USA</b>	<b>BCS#</b>
Illinois	12	12	8
Michigan	20	20	--
<b>2002</b>	<b>AP</b>	<b>ESPN/USA</b>	<b>BCS#</b>
Ohio State	1	1	2
Iowa	8	8	5
Michigan	9	9	11
Penn State	16	15	12
<b>2003</b>	<b>AP</b>	<b>ESPN/USA</b>	<b>BCS#</b>
Ohio State	4	4	5
Michigan	6	7	4
Iowa	8	8	13
Purdue	18	19	14
Minnesota	20	17	25

<b>2004</b>	<b>AP</b>	<b>ESPN/USA</b>	<b>BCS#</b>
Iowa	8	8	12
Michigan	14	12	13
Wisconsin	17	18	17
Ohio State	20	19	25
<b>2005</b>	<b>AP</b>	<b>USA</b>	<b>BCS#</b>
Penn State	3	3	3
Ohio State	4	4	4
Wisconsin	15	15	18
Michigan	--	--	20
Northwestern	--	--	25
<b>2006</b>	<b>AP</b>	<b>USA</b>	<b>BCS#</b>
Ohio State	2	2	1
Wisconsin	7	5	7
Michigan	8	9	3
Penn State	24	25	--
<b>2007</b>	<b>AP</b>	<b>USA</b>	<b>BCS#</b>
Ohio State	5	4	1
Michigan	18	19	--
Illinois	20	18	13
Wisconsin	24	21	18
Penn State	--	25	--
<b>2008</b>	<b>AP</b>	<b>USA</b>	<b>BCS#</b>
Penn State	8	8	8
Ohio State	9	11	10
Iowa	20	20	--
Michigan State	24	24	18
Northwestern	--	--	23
<b>2009</b>	<b>AP</b>	<b>USA</b>	<b>BCS#</b>
Ohio State	5	5	8
Iowa	7	7	10
Penn State	9	8	13
Wisconsin	16	16	25
<b>2010</b>	<b>AP</b>	<b>USA</b>	<b>BCS#</b>
Ohio State*	5	5	6
Wisconsin	7	T-8	4
Michigan State	14	14	7
<b>2011</b>	<b>AP</b>	<b>USA</b>	<b>BCS#</b>
Wisconsin	10	11	10
Michigan State	11	10	17
Michigan	12	9	13
Nebraska	24	24	20
Penn State	--	--	22
<b>2012</b>	<b>AP</b>	<b>USA</b>	<b>BCS#</b>
Ohio State	3	--	--
Northwestern	17	16	20
Michigan	24	--	18
Nebraska	25	23	16
<b>2013</b>	<b>AP</b>	<b>USA</b>	<b>BCS#</b>
Michigan State	3	3	4
Ohio State	12	T-10	7
Wisconsin	22	21	19
Nebraska	--	25	--
<b>2014</b>	<b>AP</b>	<b>AMWAY</b>	<b>CFP#</b>
Ohio State	1	1	4
Michigan State	T-5	5	8
Wisconsin	13	13	18
Minnesota	--	--	25

\* All Ohio State wins vacated from 2010 season  
# No poll released after bowls

# BIG TEN AND NATIONAL CHAMPIONSHIPS

## BIG TEN CHAMPIONSHIPS#

No.	Team	Years
42	Michigan	1898-01c-02-03c-04c-06c-18c-22c-23c-25-26c-30c-31c-32c-33c-43c-47-48-49c-50-64-69c-71-72c-73c-74c-76c-77c-78c-80-82-86c-88-89-90c-91-92-97-98c-00c-03-04c
35*	Ohio State	1916-17-20-35c-39-42-44-49c-54-55-57-61-68-69c-70-72c-73c-74c-75-76c-77c-79-81c-84-86c-93c-96c-98c-02c-05c-06-07-08c-09-14
18	Minnesota	1900c-03c-04c-06c-09-10c-11-15c-27c-33c-34-35c-37-38-40-41-60c-67c
15	Illinois	1910c-14-15c-18c-19-23c-27c-28-46-51-53c-63-83-90c-01
14	Wisconsin	1896-97-01c-06c-12-52c-59-62-93c-98c-99-10c-11-12
11	Iowa	1900c-21-22c-56-58-60c-81c-85-90c-02c-04c
8	Michigan State	1953c-65-66-78c-87-90c-10c-13
8	Northwestern	1903c-26c-30c-31c-36-95-96c-00c
8	Purdue	1918c-29-31c-32c-43c-52c-67c-00c
7	Chicago	1899-05-07-08-13-22c-24
3	Penn State	1994-05c-08c
2	Indiana	1945-67c

*c—co-championship*

*# Beginning in 2011, Big Ten Championship Game determined Big Ten Champion*

*\* All Ohio State wins vacated from 2010 season*

## DIVISION CHAMPIONSHIPS

No.	Team	Years
3	Ohio State	2012-13-14
2	Michigan State	2011-13
2	Wisconsin	2011c-14
1	Penn State	2011c
1	Nebraska	2012

*c—co-championship*

*Division Alignment from 2011-13:*

*Legends Division (Iowa, Michigan, Michigan State, Minnesota, Nebraska, Northwestern) & Leaders Division (Illinois, Indiana, Ohio State, Penn State, Purdue, Wisconsin)*

*Division Alignment beginning 2014:*

*East Division (Indiana, Maryland, Michigan, Michigan State, Ohio State, Penn State, Rutgers) & West Division (Illinois, Iowa, Minnesota, Nebraska, Northwestern, Purdue, Wisconsin)*

## NATIONAL CHAMPIONSHIPS

Since 1869, there have been more than 30 selectors of national champions using polls, historical research and mathematical rating systems. Beginning in 1936, the Associated Press (AP) began the best-known and most widely circulated poll of sportswriters and broadcasters. Before 1936, national champions were determined by historical research and retroactive ratings and polls. In addition, the national champion was selected before bowl games as follows – AP (1936-64 and 1966-67), United Press International (UPI; 1950-73), Football Writers Association of America (FWAA; 1954) and the National Football Foundation (NFF; 1959-70). In all other latter-day polls, national champions were selected after bowl games. From 1998-2013, national champions were selected by the Bowl Championship Series (BCS), AP, FWAA, NFF and the USA Today coaches poll (previously managed by UPI from 1950-91, USA Today/CNN from 1992-96 and USA Today/ESPN from 1997-2004). Beginning in 2014, national champions were selected by the College Football Playoff, AP, FWAA, NFF and the Amway coaches poll.

Current Big Ten teams have been named national champions on 51 occasions.

National Titles

No.	Team	Years
11	Michigan	1901-02-03-04-18-23-32-33-47-48-97
8	Ohio State	1942-54-57-61-68-70-02-14
7	Minnesota	1904-34-35-36-40-41-60
6	Michigan State	1951-52-55-57-65-66
5	Illinois	1914-19-23-27-51
5	Nebraska	1970-71-94-95-97
3	Iowa	1921-56-60
2	Chicago	1905-13
2	Penn State	1982-86
1	Maryland	1953
1	Rutgers	1869



# SERIES RECORDS

## TROPHY GAMES

Trophy	Teams	First Year	Series
Little Brown Jug	Michigan-Minnesota	1909	MICH 69-23-3
Old Oaken Bucket	Purdue-Indiana	1925	PUR 58-29-3
Illibuck	Ohio State-Illinois	1925	OSU 62-23-2 (ILL, 23-63-2)*
Floyd of Rosedale	Minnesota-Iowa	1935	MINN 42-36-2
Purdue Cannon	Purdue-Illinois	1943	PUR 33-28-2
Sweet Sioux Tomahawk!	Illinois-Northwestern	1945	ILL 33-29-2
Land of Lincoln Trophy	Illinois-Northwestern	2009	Tied 3-3
Paul Bunyan's Axe	Wisconsin-Minnesota	1948	WIS 41-23-3
Megaphone	Michigan State-Notre Dame	1949	ND 34-26-1
Old Brass Spittoon	Michigan State-Indiana	1950	MSU 44-12-1
Paul Bunyan-Governor of Michigan	Michigan-Michigan State	1953	MICH 35-25-2
Shillelagh	Purdue-Notre Dame	1958	ND 39-19
Cy-Hawk	Iowa-Iowa State	1977	IOWA 24-14
Governor's Victory Bell	Penn State-Minnesota	1993	PSU 8-5
Land Grant Trophy	Penn State-Michigan State	1993	PSU 13-6
Heartland Trophy	Iowa-Wisconsin	2004	WIS 5-4
Heroes Trophy	Iowa-Nebraska	2011	NEB 3-1
Freedom Trophy	Nebraska-Wisconsin	2014	WIS 1-0

! Trophy discontinued following 2008 season; renamed Land of Lincoln Trophy

## WINNING STREAKS

### CONFERENCE GAMES ONLY

Streak	School	Dates
24	Ohio State	2012-present
20	Ohio State	2005-07
19	Michigan	1990-92
17	Ohio State	1954-56
	Ohio State	1967-69
	Ohio State	1974-76
16	Michigan State	1965-67
	Michigan	1996-98
15	Michigan	1946-48
	Michigan	1971-72
	Ohio State	1979-80
	Michigan	1988-90

### REGULAR SEASON GAMES ONLY

Streak	School	Dates
28	Michigan	1901-03
	Ohio State	2005-07
26	Michigan	1903-05
25	Ohio State	2012-14
24	Michigan	1946-49
	Minnesota	1903-05
21	Ohio State	1967-69
	Minnesota	1933-36
20	Iowa	1920-23

### ALL GAMES#

Streak	School	Dates
29	Michigan	1901-03
26	Michigan	1903-05
25	Michigan	1946-49
24	Minnesota	1903-05
	Ohio State	2012-13
22	Ohio State	1967-69
21	Minnesota	1933-36
20	Iowa	1920-23

### CONFERENCE ROAD GAMES ONLY

Streak	School	Dates
17	Michigan	1988-92
16	Ohio State	2005-09
12	Ohio State	2012-present
11	Ohio State	1974-77
10	Michigan	1945-48
	Michigan State	2012-present

### UNBEATEN#

(Conference and non-conference; tied but undefeated)

Streak	School	Dates
56	Michigan	1901-05
35	Minnesota	1903-05
28	Minnesota	1933-36
24	Ohio State	2012-13
22	Michigan	1931-33

### CONFERENCE SERIES

Streak	School	Dates
24	Ohio State (vs. Northwestern)	1972-2003
23	Ohio State (vs. Indiana)	1960-86
21	Ohio State (vs. Wisconsin)	1960-80
	Iowa (vs. Northwestern)	1974-94
20	Purdue (vs. Iowa)	1961-80
19	Michigan (vs. Northwestern)	1966-92
	Michigan (vs. Indiana)	1988-present
	Ohio State (vs. Indiana)	1991-present*
17	Michigan State (vs. Minnesota)	1977-97
16	Chicago (vs. Purdue)	1902-17
	Ohio State (vs. Iowa)	1963-80
	Michigan (vs. Illinois)	1967-82
	Ohio State (vs. Minnesota)	1982-99
	Michigan (vs. Minnesota)	1987-2004
	Penn State (vs. Indiana)	1993-2012

### LONGEST CURRENT STREAKS

19	Michigan (vs. Indiana)	1988-present
	Ohio State (vs. Indiana)	1991-present*

## THE BIG TEN'S LONGEST SERIES

(most games between conference opponents)

124	Minnesota and Wisconsin (began in 1890)
117	Indiana and Purdue (1891)
111	Michigan and Ohio State (1897)
108	Illinois and Northwestern (1892)
	Iowa and Minnesota (1891)
107	Michigan and Michigan State (1898)
101	Michigan and Minnesota (1892)
	Illinois and Ohio State (1902)
96	Northwestern and Wisconsin (1890)
94	Illinois and Michigan (1898)

\* All Ohio State wins vacated from 2010 season  
# Includes bowl and Big Ten Championship Game records

# ATTENDANCE FIGURES

## HOME ATTENDANCE

### ALL GAMES (SINCE 1962)

Year	G	Total	Avg.
1962	48	2,674,715	55,723
1963	48	2,746,596	57,221
1964	49	2,885,576	58,889
1965	54	3,054,643	56,567
1966	54	3,053,771	56,551
1967	54	3,080,445	57,045
1968	56	3,141,837	56,104
1969	55	3,091,608	56,211
1970	54	3,103,102	57,465
1971	58	3,284,344	56,627
1972	57	3,361,841	58,980
1973	59	3,344,742	56,961
1974	59	3,373,216	57,173
1975	60	3,579,508	59,658
1976	60	3,579,682	59,661
1977	62	3,685,461	59,443
1978	60	3,668,926	61,149
1979	61	3,872,149	63,478
1980	59	3,780,349	64,074
1981	60	3,818,728	63,645
1982	59	3,935,722	66,707
1983	55	3,710,931	67,471
1984	58	3,943,802	67,997
1985	60	4,050,156	67,503
1986	61	4,019,757	65,898
1987	61	4,027,174	66,019
1988	59	3,751,929	63,592
1989	59	3,533,971	59,898
1990	59	3,526,143	59,765
1991	60	3,673,892	61,232
1992	59	3,596,050	60,950
1993	67	4,282,894	63,924
1994	67	4,477,784	66,833
1995	68	4,613,272	67,842
1996	64	4,330,193	67,659
1997	69	4,660,971	67,550
1998	66	4,417,566	66,932
1999	70	4,711,230	67,303
2000	67	4,601,950	68,686
2001	66	4,640,167	70,305
2002	78	5,499,439	70,505
2003	75	5,282,102	70,428
2004	66	4,591,722	69,572
2005	69	5,007,067	72,566#
2006	75	5,223,202	69,643
2007	76	5,408,019	71,158
2008	77	5,399,659	70,125
2009	77	5,526,237	71,769
2010	76	5,480,023	72,106
2011	84	6,008,124	71,525
2012	83	5,842,112	70,387
2013	86	6,061,514	70,483
2014	95	6,359,218#	66,939

# Denotes single-season record

## SELLOUTS

### HOME GAMES (MOST BY YEAR)

Year	Games	Sellouts
2007	76	42
2008	77	42
2009	77	40
2004	66	39
2011	84	39
2000	67	38
2005	69	38
2003	75	37
1995	68	36
1999	70	36

## RECORD SEASONS

### CONFERENCE GAMES ONLY (TOTAL)

Year	G	Total
2014	56	3,759,259
2013	48	3,414,448
2011	48	3,408,963
2012	48	3,383,641
2010	44	3,176,509
2005	44	3,175,427
2008	44	3,172,365
2007	44	3,143,908
2001	44	3,138,387
2009	44	3,127,311

### CONFERENCE GAMES ONLY (AVERAGE)

Year	G	Avg.
2010	44	72,193
2005	44	72,169
2008	44	72,099
2007	44	71,452
2001	44	71,326
2013	48	71,134
2009	44	71,075
2011	48	71,020
2012	48	70,493
2000	44	70,432

### ALL HOME GAMES (TOTAL)

Year	G	Total
2014	95	6,359,218
2013	86	6,061,514
2011	84	6,008,124
2012	83	5,842,112
2009	77	5,526,237
2002	78	5,499,439
2010	76	5,480,023
2007	76	5,408,019
2008	77	5,399,659
2003	75	5,282,102

### ALL HOME GAMES (AVERAGE)

Year	G	Avg.
2005	69	72,566
2010	76	72,106
2009	77	71,769
2011	84	71,525
2007	76	71,158
2002	78	70,505
2013	86	70,483
2003	75	70,428
2012	83	70,387
2001	66	70,305

## RECORD DATES

HOME GAMES	TOTAL	AVG.	DATE
4	333,594	83,399	Oct. 18, 2003
5	440,169	88,034	Oct. 9, 2010
6	524,832	87,472	Nov. 1, 2014
7	499,130	71,304	Nov. 22, 2014
8	630,750	78,844	Sept. 18, 2010
9	707,695	78,633	Sept. 1-3, 2011
10	648,661	64,866	Sept. 6, 2014
11	794,051	72,186	Sept. 7, 2013
12	840,448	70,037	Sept. 15, 2012

## SCHOOL RECORDS

### (SINGLE-GAME ATTENDANCE)

SCHOOL	RECORD	OPP.	DATE
Illinois	78,297	Missouri	9/8/84
Indiana	56,223	Purdue	11/22/69
Iowa	70,585	Multiple times	
		last vs. Iowa State	9/13/14
Maryland	58,973	Penn State	11/1/75
Michigan	115,109	Notre Dame	9/7/13
Michigan State	80,401	Notre Dame	9/22/90
Minnesota	*67,081	Purdue	11/18/61
	#65,184	Iowa	11/16/02
	^53,090	Wisconsin	11/23/13
Nebraska	91,585	Miami	9/20/14
Northwestern	+66,946	Notre Dame	9/3/94
	&55,752	Notre Dame	10/27/62
Ohio State	108,610	Michigan	11/29/14
Penn State	110,753	Nebraska	9/14/02
Purdue	71,629	Indiana	11/22/80
Rutgers	53,774	Penn State	9/13/14
Wisconsin	83,184	Iowa	11/12/05

\* Memorial Stadium, Minneapolis, MN

# HHH Metrodome, Minneapolis, MN

^ TCF Bank Stadium, Minneapolis, MN

+ Soldier Field, Chicago, IL

& Ryan Field, Evanston, IL

## BIG TEN CHAMPIONSHIP GAME

Year	Total
2011	64,152
2012	41,260
2013	66,002
2014	60,229

# ALL-TIME CONFERENCE STANDINGS

	Conference				All Games			
	W	L	T	Pct.	W	L	T	Pct.
<b>1896</b>								
Wisconsin	2	0	1	1.000	6	1	1	.857
Northwestern	2	1	1	.667	6	1	2	.778
Michigan	2	1	0	.667	9	1	0	.900
Chicago	3	2	0	.600	11	2	1	.846
Minnesota	1	2	0	.333	8	2	0	.800
Illinois	0	2	1	.000	4	2	1	.667
Purdue	0	2	1	.000	4	2	1	.667
<b>1897</b>								
Wisconsin	3	0	0	1.000	9	1	0	.900
Chicago	3	1	0	.750	8	1	0	.889
Michigan	2	1	0	.667	6	1	1	.857
Illinois	1	1	0	.500	5	2	0	.714
Purdue	1	2	0	.333	6	3	0	.667
Minnesota	0	3	0	.000	4	4	0	.500
Northwestern	0	2	0	.000	4	3	0	.571
<b>1898</b>								
Michigan	3	0	0	1.000	10	0	0	1.000
Chicago	3	1	0	.750	9	2	0	.818
Wisconsin	2	1	0	.667	9	1	0	.900
Illinois	1	1	0	.500	4	5	0	.444
Minnesota	1	2	0	.333	4	5	0	.444
Northwestern	0	4	0	.000	7	4	0	.636
Purdue	0	1	0	.000	3	3	0	.500
<b>1899</b>								
Chicago	4	0	0	1.000	12	0	2	1.000
Wisconsin	4	1	0	.800	9	2	0	.818
Northwestern	2	2	0	.500	6	6	0	.500
Michigan	1	1	0	.500	8	2	0	.800
Purdue	1	2	0	.333	4	4	1	.500
Illinois	0	3	0	.000	3	5	1	.375
Minnesota	0	3	0	.000	4	3	2	.571
<b>1900</b>								
Minnesota	3	0	1	1.000	8	0	1	1.000
Iowa	2	0	1	1.000	7	0	1	1.000
Northwestern	2	1	2	.667	6	2	3	.682
Wisconsin	2	1	0	.667	8	1	0	.889
Michigan	3	2	0	.600	7	2	1	.778
Chicago	2	3	1	.400	7	5	1	.583
Indiana	1	2	1	.333	4	2	2	.667
Illinois	1	3	2	.250	7	3	2	.700
Purdue	0	4	0	.000	4	4	0	.500
<b>1901</b>								
Michigan	4	0	0	1.000	11	0	0	1.000
Wisconsin	2	0	0	1.000	9	0	0	1.000
Minnesota	3	1	0	.750	7	1	0	.875
Illinois	4	2	0	.667	8	2	0	.800
Northwestern	3	2	0	.600	4	1	0	.800
Indiana	1	2	0	.333	6	3	0	.667
Purdue	0	3	1	.000	4	4	1	.500
Iowa	0	3	0	.000	5	3	0	.625
Chicago	0	4	1	.000	5	5	2	.500
<b>1902</b>								
Michigan	5	0	0	1.000	11	0	0	1.000
Chicago	5	1	0	.833	11	1	0	.917
Minnesota	3	1	0	.750	7	2	0	.778
Illinois	4	2	0	.667	10	2	1	.833
Purdue	2	2	0	.500	7	2	1	.778
Wisconsin	1	3	0	.250	6	3	0	.667
Iowa	0	3	0	.000	5	3	0	.625
Indiana	0	4	0	.000	3	5	1	.375
Northwestern	0	4	0	.000	4	6	0	.400

	Conference				All Games			
	W	L	T	Pct.	W	L	T	Pct.
<b>1903</b>								
Michigan	3	0	1	1.000	11	0	1	1.000
Minnesota	3	0	1	1.000	11	0	1	1.000
Northwestern	1	0	2	1.000	9	2	3	.833
Chicago	4	1	1	.800	10	2	1	.833
Iowa	1	1	0	.500	9	2	0	.818
Indiana	1	2	0	.333	4	4	0	.500
Illinois	1	5	0	.167	8	6	0	.571
Purdue	0	2	0	.000	4	2	0	.667
Wisconsin	0	3	1	.000	6	3	1	.667
<b>1904</b>								
Minnesota	3	0	0	1.000	13	0	0	1.000
Michigan	2	0	0	1.000	10	0	0	1.000
Chicago	5	1	1	.833	8	1	1	.889
Illinois	3	1	1	.750	9	2	1	.818
Northwestern	1	2	0	.333	7	2	0	.778
Purdue	1	2	0	.333	8	3	0	.727
Wisconsin	0	3	0	.000	5	3	0	.625
Indiana	0	3	0	.000	6	4	0	.600
Iowa	0	3	0	.000	7	4	0	.636
<b>1905</b>								
Chicago	7	0	0	1.000	10	0	0	1.000
Michigan	2	1	0	.667	12	1	0	.923
Minnesota	2	1	0	.667	8	1	0	.889
Purdue	1	1	1	.500	6	1	1	.857
Wisconsin	1	2	0	.333	7	3	0	.700
Indiana	0	1	1	.000	8	1	1	.889
Iowa	0	2	0	.000	8	3	0	.727
Northwestern	0	2	0	.000	6	2	1	.750
Illinois	0	3	0	.000	5	4	0	.556
<b>1906</b>								
Wisconsin	3	0	0	1.000	5	0	0	1.000
Minnesota	2	0	0	1.000	4	1	0	.800
Michigan	1	0	0	1.000	4	1	0	.800
Chicago	3	1	0	.750	4	1	0	.800
Illinois	1	3	0	.250	1	3	1	.250
Indiana	0	2	0	.000	4	2	0	.667
Iowa	0	1	0	.000	2	3	0	.400
Purdue	0	3	0	.000	0	5	0	.000
<b>1907</b>								
Chicago	4	0	0	1.000	4	1	0	.800
Wisconsin	3	1	1	.750	3	1	1	.750
Illinois	3	2	0	.600	3	2	0	.600
Iowa	1	1	0	.500	3	2	0	.600
Indiana	0	3	0	.000	2	3	1	.400
Purdue	0	3	0	.000	0	5	0	.000
Minnesota	0	1	1	.000	2	2	1	.500
<b>1908</b>								
Chicago	5	0	0	1.000	5	0	1	1.000
Illinois	4	1	0	.800	5	1	1	.833
Wisconsin	2	1	0	.667	5	1	0	.833
Indiana	1	3	0	.250	2	4	0	.333
Purdue	1	3	0	.250	4	3	0	.571
Iowa	0	1	0	.000	2	5	0	.286
Minnesota	0	2	0	.000	3	2	1	.600
Northwestern	0	2	0	.000	2	2	0	.500
<b>1909</b>								
Minnesota	3	0	0	1.000	6	1	0	.857
Chicago	4	1	1	.800	4	1	2	.800
Illinois	3	1	0	.750	5	2	0	.714
Wisconsin	2	1	1	.667	3	1	1	.750
Indiana	1	3	0	.250	4	3	0	.571
Northwestern	1	3	0	.250	1	3	1	.250
Iowa	0	1	0	.000	2	4	1	.333
Purdue	0	4	0	.000	2	5	0	.286

	Conference				All Games			
	W	L	T	Pct.	W	L	T	Pct.
<b>1910</b>								
Illinois	4	0	0	1.000	7	0	0	1.000
Minnesota	2	0	0	1.000	6	1	0	.857
Indiana	3	1	0	.750	5	1	1	.833
Iowa	1	1	0	.500	5	2	0	.714
Chicago	2	4	0	.333	2	5	0	.286
Wisconsin	1	2	1	.333	1	2	2	.333
Northwestern	1	2	1	.333	1	3	1	.250
Purdue	0	4	0	.000	1	5	0	.167
<b>1911</b>								
Minnesota	3	0	1	1.000	6	0	1	1.000
Chicago	5	1	0	.833	6	1	0	.857
Wisconsin	2	1	1	.667	5	1	1	.833
Illinois	2	2	1	.500	3	3	1	.500
Iowa	2	2	0	.500	3	4	0	.429
Purdue	1	3	0	.250	3	4	0	.429
Northwestern	1	4	0	.200	3	4	0	.429
Indiana	0	3	1	.000	3	3	1	.500
<b>1912</b>								
Wisconsin	5	0	0	1.000	7	0	0	1.000
Chicago	6	1	0	.857	6	1	0	.857
Minnesota	2	2	0	.500	4	3	0	.571
Purdue	2	2	1	.500	4	2	1	.667
Northwestern	2	3	0	.400	2	3	1	.400
Illinois	1	3	1	.250	3	3	1	.500
Iowa	1	3	0	.250	4	3	0	.571
Indiana	0	5	0	.000	2	5	0	.286
Ohio State	-	-	-	-	6	3	0	.667
<b>1913</b>								
Chicago	7	0	0	1.000	7	0	0	1.000
Iowa	2	1	0	.667	5	2	0	.714
Minnesota	2	1	0	.667	5	2	0	.714
Purdue	2	1	2	.667	4	1	2	.800
Illinois	2	2	1	.500	4	2	1	.667
Indiana	2	4	0	.333	3	4	0	.429
Ohio State	1	2	0	.333	4	2	1	.667
Wisconsin	1	2	1	.333	3	3	1	.500
Northwestern	0	6	0	.000	1	6	0	.142
<b>1914</b>								
Illinois	6	0	0	1.000	7	0	0	1.000
Minnesota	3	1	0	.750	6	1	0	.857
Chicago	4	2	1	.667	4	2	1	.667
Ohio State	2	2	0	.500	5	2	0	.714
Purdue	2	2	0	.500	5	2	0	.714
Wisconsin	2	2	1	.500	4	3	0	.571
Iowa	1	2	0	.333	4	3	0	.571
Indiana	1	4	0	.200	3	4	0	.429
Northwestern	0	6	0	.000	1	6	0	.143
<b>1915</b>								
Minnesota	3	0	1	1.000	6	0	1	1.000
Illinois	3	0	2	1.000	5	0	2	1.000
Chicago	4	2	0	.667	5	2	0	.714
Ohio State	2	1	1	.667	5	1	1	.833
Purdue	2	2	0	.500	3	3	1	.500
Wisconsin	2	3	0	.400	4	3	0	.571
Iowa	1	2	0	.333	3	4	0	.429
Indiana	1	3	0	.250	3	3	1	.500
Northwestern	0	5	0	.000	2	5	0	.286
<b>1916</b>								
Ohio State	4	0	0	1.000	7	0	0	1.000
Northwestern	4	1	0	.800	6	1	0	.857
Minnesota	3	1	0	.750	6	1	0	.857
Chicago	3	3	0	.500	3	4	0	.429
Illinois</								

# ALL-TIME CONFERENCE STANDINGS

Year	Conference				All Games				Year	Conference				All Games				Year	Conference				All Games												
	W	L	T	Pct.	W	L	T	Pct.		W	L	T	Pct.	W	L	T	Pct.		W	L	T	Pct.	W	L	T	Pct.									
<b>1917</b>	4	0	0	1.000	8	0	1	1.000	Ohio State	5	0	0	1.000	8	0	0	1.000	1929	5	0	0	1.000	8	0	0	1.000	Purdue	5	0	0	1.000	8	0	0	1.000
	3	1	0	.750	4	1	0	.800	Minnesota	4	0	0	1.000	8	0	0	1.000	Illinois	3	1	1	.750	6	1	1	.857	Illinois	3	1	1	.750	6	1	1	.857
	3	2	0	.600	5	2	0	.714	Northwestern	5	1	0	.833	7	1	0	.875	Minnesota	3	2	0	.600	6	2	0	.750	Minnesota	3	2	0	.600	6	2	0	.750
	3	2	0	.600	4	2	1	.667	Wisconsin	2	1	1	.667	5	1	1	.833	Northwestern	3	2	0	.600	6	3	0	.667	Northwestern	3	2	0	.600	6	3	0	.667
	2	2	1	.500	5	2	1	.714	Illinois	3	3	0	.500	5	3	0	.625	Iowa	2	2	2	.500	4	2	2	.667	Iowa	2	2	2	.500	4	2	2	.667
	2	2	1	.500	3	2	1	.600	Chicago	2	2	0	.500	3	4	0	.429	Ohio State	2	2	1	.500	4	3	1	.563	Ohio State	2	2	1	.500	4	3	1	.563
	1	2	0	.333	5	2	0	.714	Indiana	1	3	1	.250	3	3	1	.500	Chicago	1	3	0	.250	7	3	0	.700	Chicago	1	3	0	.250	7	3	0	.700
	0	2	0	.000	3	5	0	.375	Iowa	1	4	0	.200	3	4	1	.429	Ohio State	1	3	1	.250	5	3	1	.625	Michigan	1	3	1	.250	5	3	1	.625
	0	4	0	.000	2	4	0	.333	Purdue	1	4	0	.200	2	5	1	.286	Purdue	1	4	0	.200	2	5	1	.286	Indiana	1	3	1	.250	2	6	1	.250
	0	1	0	.000	8	2	0	.800	Michigan	0	6	0	.000	2	6	0	.250	Northwestern	1	4	0	.000	4	5	0	.444	Wisconsin	1	4	0	.000	4	5	0	.444
<b>1918</b>	4	0	0	1.000	5	2	0	.714	<b>1923</b>	3	0	3	1.000	4	1	3	.800	<b>1930</b>	5	0	0	1.000	8	0	1	1.000	Michigan	5	0	0	1.000	8	0	1	1.000
	2	0	0	1.000	5	0	0	1.000	Illinois	3	1	1	.750	6	1	1	.857	Northwestern	5	0	0	1.000	7	1	0	.875	Northwestern	5	0	0	1.000	7	1	0	.875
	1	0	0	1.000	3	2	0	.600	Iowa	3	1	1	.750	6	1	1	.857	Purdue	4	2	0	.667	6	2	0	.750	Purdue	4	2	0	.667	6	2	0	.750
	2	1	0	.667	6	2	1	.750	Michigan	4	2	0	.667	6	2	0	.750	Wisconsin	2	2	1	.500	6	2	1	.750	Wisconsin	2	2	1	.500	6	2	1	.750
	2	1	0	.667	6	1	1	.857	Purdue	2	2	0	.500	5	2	0	.714	Ohio State	2	2	1	.500	5	2	1	.714	Ohio State	2	2	1	.500	5	2	1	.714
	1	1	0	.500	2	2	1	.500	Minnesota	1	2	1	.333	3	3	2	.500	Minnesota	1	3	0	.250	3	4	1	.429	Minnesota	1	3	0	.250	3	4	1	.429
	1	1	0	.500	3	3	0	.500	Northwestern	1	3	0	.250	4	4	0	.500	Indiana	1	3	0	.250	4	4	0	.500	Indiana	1	3	0	.250	4	4	0	.500
	0	3	0	.000	3	3	0	.500	Ohio State	1	3	0	.250	4	4	0	.500	Illinois	1	4	0	.200	3	5	0	.375	Illinois	1	4	0	.200	3	5	0	.375
	0	5	0	.000	0	5	0	.000	Ohio State	1	3	2	.250	2	3	3	.400	Iowa	0	1	0	.000	4	4	0	.500	Iowa	0	1	0	.000	4	4	0	.500
	-	-	-	-	2	2	0	.500	Wisconsin	0	2	2	.000	2	3	3	.400	Chicago	0	4	0	.000	2	5	2	.286	Chicago	0	4	0	.000	2	5	2	.286
<b>1919</b>	6	1	0	.857	6	1	0	.857	<b>1925</b>	5	1	0	.833	7	1	0	.875	<b>1931</b>	5	1	0	.833	9	1	0	.900	Purdue	5	1	0	.833	9	1	0	.900
	3	1	0	.750	6	1	0	.857	Michigan	3	1	0	.750	5	3	0	.625	Michigan	5	1	0	.833	8	1	1	.889	Michigan	5	1	0	.833	8	1	1	.889
	4	2	0	.667	5	2	0	.714	Northwestern	3	1	1	.750	6	1	1	.857	Northwestern	5	1	0	.833	7	1	1	.875	Northwestern	5	1	0	.833	7	1	1	.875
	3	2	0	.600	5	2	0	.714	Wisconsin	2	2	0	.500	5	3	1	.625	Ohio State	4	2	0	.667	6	3	0	.667	Ohio State	4	2	0	.667	6	3	0	.667
	3	2	0	.600	3	3	1	.500	Illinois	2	2	0	.500	5	3	1	.625	Minnesota	3	2	0	.600	7	3	0	.700	Minnesota	3	2	0	.600	7	3	0	.700
	2	2	0	.500	5	2	0	.714	Chicago	2	2	1	.500	3	5	1	.375	Wisconsin	3	3	0	.500	5	4	1	.556	Wisconsin	3	3	0	.500	5	4	1	.556
	2	2	0	.500	5	2	0	.714	Iowa	2	2	0	.500	5	3	0	.625	Indiana	1	4	1	.200	2	5	1	.286	Indiana	1	4	1	.200	2	5	1	.286
	1	4	0	.200	3	4	0	.429	Minnesota	1	1	1	.500	5	2	1	.714	Chicago	1	4	0	.200	2	6	1	.250	Chicago	1	4	0	.200	2	6	1	.250
	1	4	0	.200	2	5	0	.286	Ohio State	1	3	1	.250	4	3	1	.571	Illinois	0	6	0	.000	2	6	0	.250	Illinois	0	6	0	.000	2	6	0	.250
	0	2	0	.000	3	4	0	.429	Indiana	0	3	1	.000	3	4	1	.429	Iowa	0	3	1	.000	1	6	1	.143	Iowa	0	3	1	.000	1	6	1	.143
	0	3	0	.000	2	4	1	.333	Purdue	0	3	1	.000	3	4	1	.429	Chicago	0	3	1	.000	1	6	1	.143	Chicago	0	3	1	.000	1	6	1	.143
<b>1920</b>	5	0	0	1.000	7	1	0	.875	<b>1926</b>	5	0	0	1.000	7	1	0	.875	<b>1932</b>	6	0	0	1.000	8	0	0	1.000	Michigan	6	0	0	1.000	8	0	0	1.000
	4	1	0	.800	6	1	0	.857	Michigan	5	0	0	1.000	7	1	0	.875	Purdue	5	0	1	1.000	7	0	1	1.000	Purdue	5	0	1	1.000	7	0	1	1.000
	3	1	0	.750	5	2	0	.714	Northwestern	3	1	0	.750	7	1	0	.875	Wisconsin	4	1	1	.800	6	1	1	.857	Wisconsin	4	1	1	.800	6	1	1	.857
	4	2	0	.667	5	2	0	.714	Ohio State	2	1	1	.667	5	2	1	.714	Ohio State	2	1	2	.667	4	1	3	.800	Ohio State	2	1	2	.667	4	1	3	.800
	3	2	0	.600	5	2	0	.714	Purdue	2	1	1	.667	5	2	1	.714	Minnesota	2	3	0	.400	5	3	0	.625	Minnesota	2	3	0	.400	5	3	0	.625
	3	2	0	.600	5	2	0	.714	Wisconsin	3	2	1	.600	5	2	1	.714	Northwestern	2	3	1	.400	3	4	1	.429	Northwestern	2	3	1	.400	3	4	1	.429
	2	2	0	.500	5	2	0	.714	Illinois	2	2	0	.500	6	2	0	.750	Wisconsin	2	3	1	.400	3	4	1	.429	Wisconsin	2	3	1	.400	3	4	1	.429
	2	3	0	.400	3	4	0	.429	Minnesota	2	2	0	.500	5	3	0	.625	Indiana	2	4	0	.333	5	4	0	.556	Indiana	2	4	0	.333	5	4	0	.556
	2	4	0	.333	3	4	0	.429	Indiana	0	4	0	.000	3	5	0	.375	Chicago	1	4	0	.200	3	4	1	.429	Chicago	1	4	0	.200	3	4	1	.429
	2	4	0	.333	3	4	0	.429	Iowa	0	5	0	.000	3	5	0	.375	Illinois	1	4	1	.200	1	5	1	.286	Illinois	1	4	1	.200	1	5	1	.286
	0	4	0	.000	2	5	0	.286	Chicago	0	5	0	.000	2	6	0	.250	Iowa	0	5	0	.000	1	7	0	.125	Iowa	0	5	0	.000	1	7	0	.125
	0	6	0	.000	1	6	0	.143	Chicago	0	5	0	.000	2	6	0	.250	Michigan	6	0	0	1.000	8	0	0	1.000	Michigan	6	0	0	1.000	8	0	0	1.000
<b>1921</b>	5	0	0	1.000	7	0	0	1.000	<b>1927</b>	5	0	1	1.000	7	0	1	1.000	<b>1933</b>	5	0	1	1.000	7	0	1	1.000	Michigan	5	0	1	1.000	7	0	1	1.000
	4	1	0	.800	6	1	0	.857	Illinois	3	0	1	1.000	6	0	2	1.000	Minnesota	2	0	4	1.000	4	0	4	1.000	Minnesota	2	0	4	1.000	4	0	4	1.000
	4	1	0	.800	5	2	0	.714	Minnesota	3	2	0	.600	6	2	0	.750	Ohio State	4	1	0	.800	7	1	0	.875	Ohio State	4	1	0	.800	7	1	0	.875
	3	1	1	.750	5	1	1	.833	Michigan	3	3	0	.500	4	5	0	.444	Purdue	3	1	1	.750	6	1	1	.857	Purdue	3	1	1	.750	6	1	1	.857
	2	1	1	.667	5	1	1	.833																											



# ALL-TIME CONFERENCE STANDINGS

1935	Conference				All Games			
	W	L	T	Pct.	W	L	T	Pct.
Minnesota	5	0	0	1.000	8	0	0	1.000
Ohio State	5	0	0	1.000	7	1	0	.875
Purdue	3	3	0	.500	4	4	0	.500
Indiana	2	2	1	.500	4	3	1	.571
Michigan	2	3	0	.400	4	4	0	.500
Chicago	2	3	0	.400	4	4	0	.500
Northwestern	2	3	1	.400	4	3	1	.571
Iowa	1	2	2	.333	4	2	2	.667
Illinois	1	4	0	.200	3	5	0	.375
Wisconsin	1	4	0	.200	1	7	0	.125

1936	Conference				All Games			
	W	L	T	Pct.	W	L	T	Pct.
Northwestern	6	0	0	1.000	7	1	0	.875
Minnesota	4	1	0	.800	7	1	0	.875
Ohio State	4	1	0	.800	5	3	0	.625
Indiana	3	1	1	.750	5	2	1	.714
Purdue	3	1	1	.750	5	2	1	.714
Illinois	2	2	1	.500	4	3	1	.571
Chicago	1	4	0	.200	2	5	1	.286
Iowa	0	4	1	.000	3	4	1	.429
Wisconsin	0	4	0	.000	2	6	0	.250
Michigan	0	5	0	.000	1	7	0	.125

1937	Conference				All Games			
	W	L	T	Pct.	W	L	T	Pct.
Minnesota	5	0	0	1.000	6	2	0	.750
Ohio State	5	1	0	.833	6	2	0	.750
Indiana	3	2	0	.600	5	3	0	.625
Northwestern	3	3	0	.500	4	4	0	.500
Michigan	3	3	0	.500	4	4	0	.500
Purdue	2	2	1	.500	4	3	1	.571
Wisconsin	2	2	1	.500	4	3	1	.571
Illinois	2	3	0	.400	3	3	2	.500
Chicago	0	4	0	.000	1	6	0	.143
Iowa	0	5	0	.000	1	7	0	.125

1938	Conference				All Games			
	W	L	T	Pct.	W	L	T	Pct.
Minnesota	4	1	0	.800	6	2	0	.750
Michigan	3	1	1	.750	5	1	1	.857
Purdue	3	1	1	.750	5	1	2	.833
Northwestern	2	1	2	.667	4	2	2	.667
Ohio State	3	2	1	.600	4	3	1	.571
Wisconsin	3	2	0	.600	5	3	0	.625
Illinois	2	3	0	.400	3	5	0	.375
Iowa	1	3	1	.250	1	6	1	.143
Indiana	1	4	0	.200	1	6	1	.143
Chicago	0	4	0	.000	1	6	1	.143

1939	Conference				All Games			
	W	L	T	Pct.	W	L	T	Pct.
Ohio State	5	1	0	.833	6	2	0	.750
Iowa	4	1	1	.800	6	1	1	.857
Purdue	2	1	2	.667	3	3	2	.500
Michigan	3	2	0	.600	6	2	0	.750
Northwestern	3	2	1	.600	3	4	1	.429
Illinois	3	3	0	.500	3	4	1	.429
Minnesota	2	3	1	.400	3	4	1	.429
Indiana	2	3	0	.400	2	4	2	.333
Chicago	0	3	0	.000	2	6	0	.250
Wisconsin	0	5	1	.000	1	6	1	.143

1940	Conference				All Games			
	W	L	T	Pct.	W	L	T	Pct.
Minnesota	6	0	0	1.000	8	0	0	1.000
Michigan	3	1	0	.750	7	1	0	.875
Northwestern	4	2	0	.667	6	2	0	.750
Wisconsin	3	3	0	.500	4	4	0	.500
Ohio State	3	3	0	.500	4	4	0	.500
Iowa	2	3	0	.400	4	4	0	.500
Indiana	2	3	0	.400	3	5	0	.375
Purdue	1	4	0	.200	2	6	0	.250
Illinois	0	5	0	.000	1	7	0	.125

1941	Conference				All Games			
	W	L	T	Pct.	W	L	T	Pct.
Minnesota	5	0	0	1.000	8	0	0	1.000
Michigan	3	1	1	.750	6	1	1	.857
Ohio State	3	1	1	.750	6	1	1	.857
Northwestern	4	2	0	.667	5	3	0	.625
Wisconsin	3	3	0	.500	3	5	0	.375
Iowa	2	4	0	.333	3	5	0	.375
Purdue	1	3	0	.250	2	5	1	.286
Indiana	1	3	0	.250	2	6	0	.250
Illinois	0	5	0	.000	2	6	0	.250

1942	Conference				All Games			
	W	L	T	Pct.	W	L	T	Pct.
Ohio State	5	1	0	.833	9	1	0	.900
Wisconsin	4	1	0	.800	8	1	1	.889
Illinois	3	2	0	.600	6	4	0	.600
Michigan	3	2	0	.600	7	3	0	.700
Indiana	2	2	0	.500	7	3	0	.700
Iowa	3	3	0	.500	6	4	0	.600
Minnesota	3	3	0	.500	5	4	0	.556
Purdue	1	4	0	.200	1	8	0	.111
Northwestern	0	6	0	.000	1	9	0	.100

1943	Conference				All Games			
	W	L	T	Pct.	W	L	T	Pct.
Purdue	6	0	0	1.000	9	0	0	1.000
Michigan	6	0	0	1.000	8	1	0	.889
Northwestern	5	1	0	.833	6	2	0	.750
Indiana	2	3	1	.400	4	4	2	.500
Minnesota	2	3	0	.400	5	4	0	.556
Illinois	2	4	0	.333	3	7	0	.300
Ohio State	1	4	0	.200	3	5	0	.375
Wisconsin	1	6	0	.143	1	9	0	.100
Iowa	0	4	1	.000	1	6	1	.143

1944	Conference				All Games			
	W	L	T	Pct.	W	L	T	Pct.
Ohio State	6	0	0	1.000	9	0	0	1.000
Michigan	5	2	0	.714	8	2	0	.800
Purdue	4	2	0	.667	5	5	0	.500
Minnesota	3	2	1	.600	5	3	1	.625
Indiana	4	3	0	.571	7	3	0	.700
Illinois	3	3	0	.500	5	4	1	.556
Wisconsin	2	4	0	.333	3	6	0	.333
Northwestern	0	5	1	.000	1	7	1	.125
Iowa	0	6	0	.000	1	7	0	.125

1945	Conference				All Games			
	W	L	T	Pct.	W	L	T	Pct.
Indiana	5	0	1	1.000	9	0	1	1.000
Michigan	5	1	0	.833	7	3	0	.700
Ohio State	5	2	0	.714	7	2	0	.778
Northwestern	3	3	1	.500	4	4	1	.500
Purdue	3	3	0	.500	7	3	0	.700
Wisconsin	2	3	1	.400	3	4	2	.429
Illinois	1	4	1	.250	2	6	1	.250
Minnesota	1	5	0	.167	4	5	0	.444
Iowa	1	5	0	.167	2	7	0	.222

1946	Conference				All Games			
	W	L	T	Pct.	W	L	T	Pct.
Illinois	6	1	0	.857	8	2	0	.800
Michigan	5	1	1	.785	6	2	1	.722
Indiana	4	2	0	.667	6	3	0	.667
Iowa	3	3	0	.500	5	4	0	.556
Minnesota	3	4	0	.429	5	4	0	.556
Northwestern	2	3	1	.416	4	4	1	.500
Ohio State	2	3	1	.416	4	3	2	.555
Wisconsin	2	5	0	.286	4	5	0	.444
Purdue	0	5	1	.083	2	6	1	.277

*Beginning in 1946: ties count one-half win, one-half loss*

1947	Conference				All Games			
	W	L	T	Pct.	W	L	T	Pct.
Michigan	6	0	0	1.000	10	0	0	1.000
Wisconsin	3	2	1	.583	5	3	1	.611
Illinois	3	3	0	.500	5	3	1	.611
Minnesota	3	3	0	.500	6	3	0	.667
Purdue	3	3	0	.500	5	4	0	.556
Iowa	2	3	1	.417	3	5	1	.367
Indiana	2	3	1	.417	5	3	1	.611
Northwestern	2	4	0	.333	3	6	0	.333
Ohio State	1	4	1	.250	2	1	1	.278

1948	Conference				All Games			
	W	L	T	Pct.	W	L	T	Pct.
Michigan	6	0	0	1.000	9	0	0	1.000
Northwestern	5	1	0	.833	8	2	0	.800
Minnesota	5	2	0	.714	7	2	0	.788
Ohio State	3	3	0	.500	6	3	0	.667
Indiana	2	4	0	.333	2	7	0	.222
Iowa	2	4	0	.333	4	5	0	.444
Purdue	2	4	0	.333	3	6	0	.333
Illinois	2	5	0	.286	2	6	0	.333
Wisconsin	1	5	0	.167	2	7	0	.222

1949	Conference				All Games			
	W	L	T	Pct.	W	L	T	Pct.
Ohio State	4	1	1	.750	7	1	2	.800
Michigan	4	1	1	.750	6	2	1	.722
Minnesota	4	2	0	.667	7	2	0	.778
Wisconsin	3	2	1	.583	5	3	1	.611
Illinois	3	3	1	.500	3	4	2	.444
Iowa	3	3	0	.500	4	5	0	.444
Northwestern	3	4	0	.429	4	5	0	.444
Purdue	2	4	0	.333	4	5	0	.444
Indiana	0	6	0	.000	1	8	0	.111

1950	Conference				All Games			
	W	L	T	Pct.	W	L	T	Pct.
Michigan	4	1	1	.750	6	3	1	.650
Ohio State	5	2	0	.714	6	3	0	.667
Wisconsin	5	2	0	.714	6	3	0	.667
Illinois	4	2	0	.667	7	2	0	.778
Northwestern	3	3	0	.500	6	3	0	.667
Iowa	2	4	0	.333	3	5	1	.389
Minnesota	1	4	1	.250	1	7	1	.167
Indiana	1	4	0	.200	3	5	1	.389
Purdue	1	4	0	.200	2	7	0	.222
Michigan State	-	-	-	-	8	1	0	.889

1951	Conference				All Games			
	W	L	T	Pct.	W	L	T	Pct.
Illinois	5	0	1	.917	9	0	1	.950
Purdue	4	1	0	.800				

# ALL-TIME CONFERENCE STANDINGS

Year	Conference				All Games				Year	Conference				All Games				Year	Conference				All Games						
	W	L	T	Pct.	W	L	T	Pct.		W	L	T	Pct.	W	L	T	Pct.		W	L	T	Pct.	W	L	T	Pct.			
<b>1953</b>	Michigan State	5	1	0	.833	9	1	0	.900	<b>1959</b>	Wisconsin	5	2	0	.714	7	3	0	.700	<b>1965</b>	Michigan State	7	0	0	1.000	10	1	0	.909
	Illinois	5	1	0	.833	7	1	1	.833		Michigan State	4	2	0	.667	5	4	0	.556		Ohio State	6	1	0	.857	7	2	1	.778
	Wisconsin	4	1	1	.750	6	2	1	.722		Purdue	4	2	1	.643	5	2	2	.667		Purdue	5	2	0	.714	7	2	1	.750
	Ohio State	4	3	0	.571	6	3	0	.667		Illinois	4	2	1	.643	5	3	1	.611		Minnesota	5	2	0	.714	5	4	1	.550
	Minnesota	3	3	1	.500	4	4	1	.500		Northwestern	4	3	0	.571	6	3	0	.667		Illinois	4	3	0	.571	6	4	0	.600
	Iowa	3	3	0	.500	5	3	1	.611		Iowa	3	3	0	.500	5	4	0	.556		Northwestern	3	4	0	.429	4	6	0	.400
	Michigan	3	3	0	.500	6	3	0	.667		Michigan	3	4	0	.429	4	5	0	.444		Michigan	2	5	0	.286	4	6	0	.400
	Purdue	2	4	0	.333	2	7	0	.222		Indiana	2	4	1	.357	4	4	1	.500		Wisconsin	2	5	0	.286	2	7	1	.250
	Indiana	1	5	0	.167	2	7	0	.222		Ohio State	2	4	1	.357	3	5	1	.389		Indiana	1	6	0	.143	2	8	0	.200
	Northwestern	0	6	0	.000	3	6	0	.333		Minnesota	1	6	0	.143	2	7	0	.222		Iowa	0	7	0	.000	1	9	0	.100
<b>1954</b>	Ohio State	7	0	0	1.000	10	0	0	1.000	<b>1960</b>	Iowa	5	1	0	.833	8	1	0	.889	<b>1966</b>	Michigan State	7	0	0	1.000	9	0	1	.950
	Wisconsin	5	2	0	.714	7	2	0	.778		Minnesota	5	1	0	.833	8	2	0	.800		Purdue	6	1	0	.857	9	2	0	.818
	Michigan	5	2	0	.714	6	3	0	.667		Ohio State	4	2	0	.667	7	2	0	.778		Michigan	4	3	0	.571	6	4	0	.600
	Minnesota	4	2	0	.667	7	2	0	.778		Michigan State	3	2	0	.600	6	2	1	.722		Illinois	4	3	0	.571	4	6	0	.400
	Iowa	4	3	0	.571	5	4	0	.555		Illinois	2	4	0	.333	5	4	0	.556		Minnesota	3	3	1	.500	4	5	1	.450
	Purdue	3	3	0	.500	5	3	1	.611		Michigan	2	4	0	.333	5	4	0	.556		Ohio State	3	4	0	.429	4	5	0	.444
	Indiana	2	4	0	.333	3	6	0	.333		Northwestern	2	4	0	.333	5	4	0	.556		Northwestern	2	4	1	.357	3	6	1	.350
	Michigan State	1	5	0	.167	3	6	0	.333		Purdue	2	4	0	.333	4	4	1	.500		Wisconsin	2	4	1	.357	3	6	1	.350
	Northwestern	1	5	0	.167	2	7	0	.222		Wisconsin	2	5	0	.286	4	5	0	.444		Indiana	1	5	1	.214	1	8	1	.150
	Illinois	0	6	0	.000	1	8	0	.111		Indiana*	-	-	-	-	1	8	0	.111		Iowa	1	6	0	.143	2	8	0	.200
<b>1955</b>	Ohio State	6	0	0	1.000	7	2	0	.778	<i>* Games against Indiana omitted from conference standings</i>										<b>1967</b>	Indiana	6	1	0	.857	9	2	0	.818
	Michigan State	5	1	0	.833	9	1	0	.900	Minnesota	6	1	0	.857	8	2	0	.800	Michigan State		6	1	0	.857	8	2	0	.800	
	Michigan	5	2	0	.714	7	2	0	.778	Ohio State	6	1	0	.857	8	2	0	.800	Ohio State		5	2	0	.714	6	3	0	.667	
	Purdue	4	2	1	.643	5	3	1	.611	Illinois	5	2	0	.714	7	2	0	.778	Illinois		3	4	0	.429	4	6	0	.400	
	Illinois	3	3	1	.500	5	3	1	.611	Purdue	4	2	0	.667	6	3	0	.667	Michigan		3	4	0	.429	4	6	0	.400	
	Wisconsin	3	4	0	.429	4	5	0	.444	Wisconsin	4	3	0	.571	6	3	0	.667	Michigan State		3	4	0	.429	3	7	0	.300	
	Iowa	2	3	1	.417	3	5	1	.389	Michigan	3	3	0	.500	6	3	0	.667	Northwestern		2	5	0	.286	3	7	0	.300	
	Minnesota	2	5	0	.286	3	6	0	.333	Iowa	2	4	0	.333	5	4	0	.556	Iowa		0	6	1	.071	1	8	1	.150	
	Indiana	1	5	0	.167	3	6	0	.333	Northwestern	2	4	0	.333	4	5	0	.444	Wisconsin		0	6	1	.071	0	9	1	.050	
	Northwestern	0	6	1	.071	0	8	1	.056	Indiana	0	6	0	.000	2	7	0	.222											
<b>1956</b>	Iowa	5	1	0	.833	9	1	0	.900	<b>1962</b>	Wisconsin	6	1	0	.857	8	2	0	.800	<b>1968</b>	Ohio State	7	0	0	1.000	10	0	0	1.000
	Michigan	5	2	0	.714	7	2	0	.778		Minnesota	5	2	0	.714	6	2	1	.722		Michigan	6	1	0	.857	8	2	0	.800
	Minnesota	4	1	2	.714	6	1	2	.778		Northwestern	4	2	0	.667	7	2	0	.778		Purdue	5	2	0	.714	8	2	0	.800
	Michigan State	4	2	0	.667	7	2	0	.778		Ohio State	4	2	0	.667	6	3	0	.667		Minnesota	5	2	0	.714	6	4	0	.600
	Ohio State	4	2	0	.667	6	3	0	.667		Michigan State	3	3	0	.500	5	4	0	.556		Indiana	4	3	0	.571	6	4	0	.600
	Northwestern	3	3	1	.500	4	4	1	.500		Purdue	3	3	0	.500	4	4	1	.500		Iowa	4	3	0	.571	5	5	0	.500
	Purdue	1	4	2	.286	3	4	2	.444		Iowa	3	3	0	.500	4	5	0	.444		Michigan State	2	5	0	.286	5	5	0	.500
	Illinois	1	4	2	.286	2	5	2	.333		Illinois	2	5	0	.286	2	7	0	.222		Illinois	1	6	0	.143	1	9	0	.100
	Wisconsin	0	4	3	.214	1	5	3	.278		Indiana	1	5	0	.167	3	6	0	.333		Northwestern	1	6	0	.143	1	9	0	.100
	Indiana	1	5	0	.167	3	6	0	.333		Michigan	1	6	0	.143	2	7	0	.222		Wisconsin	0	7	0	.000	0	10	0	.000
<b>1957</b>	Ohio State	7	0	0	1.000	9	1	0	.900	<b>1963</b>	Illinois	5	1	1	.786	8	1	1	.850	<b>1969</b>	Ohio State	6	1	0	.857	8	1	0	.889
	Michigan State	5	1	0	.833	8	1	0	.889		Michigan State	4	1	1	.750	6	2	1	.722		Michigan	6	1	0	.857	8	3	0	.727
	Iowa	4	1	1	.750	7	1	1	.833		Ohio State	4	1	1	.750	5	3	1	.611		Purdue	5	2	0	.714	8	2	0	.800
	Purdue	4	3	0	.571	5	4	0	.556		Purdue	4	3	0	.571	5	4	0	.536		Minnesota	4	3	0	.571	4	5	1	.450
	Wisconsin	4	3	0	.571	6	3	0	.667		Northwestern	3	4	0	.429	5	4	0	.556		Indiana	3	4	0	.429	4	6	0	.400
	Michigan	3	3	1	.500	5	3	1	.611		Wisconsin	3	4	0	.429	5	4	0	.556		Iowa	3	4	0	.429	5	5	0	.500
	Illinois	3	4	0	.427	4	5	0	.444		Michigan	2	3	2	.429	3	4	2	.444		Northwestern	3	4	0	.429	3	7	0	.300
	Minnesota	3	5	0	.375	4	5	0	.444		Iowa	2	3	1	.417	3	3	2	.500		Wisconsin	3	4	0	.429	3	7	0	.300
	Indiana	0	6	0	.000	1	8	0	.111		Minnesota	2	5	0	.286	3	6	0	.333		Michigan State	2	5	0	.286	4	6	0	.400
	Northwestern	0	7	0	.000	0	9	0	.000		Indiana	1	5	0	.167	3	6	0	.333		Illinois	0	7	0	.000	0	10	0	.000
<b>1958</b>	Iowa	5	1	0	.833	8	1	1	.859	<b>1964</b>	Michigan	6	1	0	.857	9	1	0	.900	<b>1970</b>	Ohio State	7	0	0	1.000	9	1	0	.900
	Wisconsin	5	1	1	.786	7	1	1	.833		Ohio State	5	1	0	.833	7	2	0	.778		Michigan	6	1	0	.857	9	1	0	.900
	Ohio State	4	1	2	.714	6	1	2	.778		Purdue	5	2	0	.714	6	3	0	.667		Northwestern	6	1	0	.857	6	4	0	.600
	Purdue	3	1	2	.667	6	1	2	.778		Illinois	4	3	0	.571	6	3	0	.667		Iowa	3	3	1	.500	3	6	1	.350
	Indiana	3	2	1	.583	5	3	1	.611		Minnesota	4	3	0	.571	5	4	0	.556		Wisconsin	3	4	0	.429	4	5	1	.450
	Illinois	4	3	0	.571	4	5	0	.444		Michigan State	3	3	0	.500	4	5	0	.444		Michigan State	3	4	0	.429	4	6	0	.400
	Northwestern	3	4	0	.429	5	4	0	.556		Northwestern	2	5	0	.286	3	6	0	.333		Minnesota	2	4	1	.357	3	6	1	.350
	Michigan	1	5	1	.214	2	6	1	.278		Wisconsin	2	5	0	.286	3	6	0	.333		Purdue	2	5	0	.286	4	6	0	.400
	Minnesota	1	6	0	.142	1	8	0	.111		Iowa	1	5	0	.167	3	6	0	.333		Illinois	1	6	0	.143	3	7	0	.300
	Michigan State	0	5	1	.083	3	5	1	.389		Indiana	1	5	0	.167	2	7	0	.222		Indiana	1	6	0	.143	1	9	0	.100

# ALL-TIME CONFERENCE STANDINGS

1971	Conference				All Games			
	W	L	T	Pct.	W	L	T	Pct.
Michigan	8	0	0	1.000	11	1	0	.917
Northwestern	6	3	0	.667	7	4	0	.636
Ohio State	5	3	0	.625	6	4	0	.600
Illinois	5	3	0	.625	5	6	0	.455
Michigan State	5	3	0	.625	6	5	0	.545
Wisconsin	3	5	0	.375	4	6	1	.405
Minnesota	3	5	0	.375	4	7	0	.364
Purdue	3	5	0	.375	3	7	0	.300
Indiana	2	6	0	.250	3	8	0	.273
Iowa	1	8	0	.111	1	10	0	.100

1972	Conference				All Games			
	W	L	T	Pct.	W	L	T	Pct.
Michigan	7	1	0	.875	10	1	0	.909
Ohio State	7	1	0	.875	9	2	0	.818
Purdue	6	2	0	.750	6	5	0	.545
Michigan State	5	2	1	.688	5	5	1	.500
Minnesota	4	4	0	.500	4	7	0	.364
Indiana	3	5	0	.375	5	6	0	.455
Illinois	3	5	0	.375	3	8	0	.273
Iowa	2	6	1	.278	3	7	1	.318
Wisconsin	2	6	0	.250	4	7	0	.364
Northwestern	1	8	0	.111	2	9	0	.182

1973	Conference				All Games			
	W	L	T	Pct.	W	L	T	Pct.
Michigan	7	0	1	.938	10	0	1	.954
Ohio State	7	0	1	.938	10	0	1	.954
Minnesota	6	2	0	.750	7	4	0	.636
Illinois	4	4	0	.500	5	6	0	.454
Michigan State	4	4	0	.500	5	6	0	.454
Purdue	4	4	0	.500	5	6	0	.454
Northwestern	4	4	0	.500	4	7	0	.363
Wisconsin	3	5	0	.375	4	7	0	.363
Indiana	0	8	0	.000	2	9	0	.182
Iowa	0	8	0	.000	0	11	0	.000

1974	Conference				All Games			
	W	L	T	Pct.	W	L	T	Pct.
Michigan	7	1	0	.875	10	1	0	.909
Ohio State	7	1	0	.875	10	2	0	.833
Michigan State	6	1	1	.813	7	3	1	.682
Wisconsin	5	3	0	.625	7	4	0	.636
Illinois	4	3	1	.563	6	4	1	.590
Purdue	3	5	0	.375	4	6	1	.410
Minnesota	2	6	0	.250	4	7	0	.364
Iowa	2	6	0	.250	3	8	0	.273
Northwestern	2	6	0	.250	3	8	0	.273
Indiana	1	7	0	.125	1	10	0	.091

1975	Conference				All Games			
	W	L	T	Pct.	W	L	T	Pct.
Ohio State	8	0	0	1.000	11	1	0	.917
Michigan	7	1	0	.875	8	2	2	.750
Michigan State	4	4	0	.500	7	4	0	.636
Illinois	4	4	0	.500	5	6	0	.455
Purdue	4	4	0	.500	4	7	0	.363
Wisconsin	3	4	1	.438	4	6	1	.409
Minnesota	3	5	0	.375	6	5	0	.545
Iowa	3	5	0	.375	3	8	0	.273
Northwestern	2	6	0	.250	3	8	0	.273
Indiana	1	6	1	.188	2	8	1	.227

1976	Conference				All Games			
	W	L	T	Pct.	W	L	T	Pct.
Michigan	7	1	0	.875	10	2	0	.833
Ohio State	7	1	0	.875	9	2	1	.792
Minnesota	4	4	0	.500	6	5	0	.545
Purdue	4	4	0	.500	5	6	0	.455
Illinois	4	4	0	.500	5	6	0	.455
Indiana	4	4	0	.500	5	6	0	.455
Iowa	3	5	0	.375	5	6	0	.455
Wisconsin	3	5	0	.375	5	6	0	.455
Michigan State	3	5	0	.375	4	6	1	.409
Northwestern	1	7	0	.125	1	10	0	.091

1977	Conference				All Games			
	W	L	T	Pct.	W	L	T	Pct.
Michigan	7	1	0	.875	10	2	0	.833
Ohio State	7	1	0	.875	9	3	0	.750
Michigan State	6	1	1	.813	7	3	1	.682
Indiana	4	3	1	.563	5	5	1	.500
Minnesota	4	4	0	.500	7	5	0	.583
Purdue	3	5	0	.375	5	6	0	.456
Iowa	3	5	0	.375	4	7	0	.364
Wisconsin	3	6	0	.333	5	6	0	.456
Illinois	2	6	0	.250	3	8	0	.273
Northwestern	1	8	0	.111	1	10	0	.091

1978	Conference				All Games			
	W	L	T	Pct.	W	L	T	Pct.
Michigan	7	1	0	.875	10	2	0	.833
Michigan State	7	1	0	.875	8	3	0	.727
Purdue	6	1	1	.813	9	2	1	.792
Ohio State	6	2	0	.750	7	4	1	.625
Minnesota	4	4	0	.500	5	6	0	.455
Wisconsin	3	4	2	.444	5	4	2	.545
Indiana	3	5	0	.375	4	7	0	.364
Iowa	2	6	0	.250	2	9	0	.182
Illinois	0	6	2	.125	1	8	2	.182
Northwestern	0	8	1	.056	0	10	1	.046

1979	Conference				All Games			
	W	L	T	Pct.	W	L	T	Pct.
Ohio State	8	0	0	1.000	11	1	0	.917
Purdue	7	1	0	.875	10	2	0	.833
Michigan	6	2	0	.750	8	4	0	.667
Indiana	5	3	0	.625	8	4	0	.667
Iowa	4	4	0	.500	5	6	0	.454
Minnesota	3	5	1	.389	4	6	1	.409
Michigan State	3	5	0	.375	5	6	0	.454
Wisconsin	3	5	0	.375	4	7	0	.373
Illinois	1	6	1	.188	2	8	1	.227
Northwestern	0	9	0	.000	1	10	0	.091

1980	Conference				All Games			
	W	L	T	Pct.	W	L	T	Pct.
Michigan	8	0	0	1.000	10	2	0	.833
Ohio State	7	1	0	.875	9	3	0	.750
Purdue	7	1	0	.875	9	3	0	.750
Iowa	4	4	0	.500	4	7	0	.364
Minnesota	4	5	0	.444	5	6	0	.454
Indiana	3	5	0	.375	6	5	0	.545
Wisconsin	3	5	0	.375	4	7	0	.364
Illinois	3	5	0	.375	3	7	1	.318
Michigan State	2	6	0	.250	3	8	0	.273
Northwestern	0	9	0	.000	0	11	0	.000

1981	Conference				All Games			
	W	L	T	Pct.	W	L	T	Pct.
Ohio State	6	2	0	.750	9	3	0	.750
Iowa	6	2	0	.750	8	4	0	.667
Michigan	6	3	0	.667	9	3	0	.750
Illinois	6	3	0	.667	7	4	0	.636
Wisconsin	6	3	0	.667	7	5	0	.583
Minnesota	4	5	0	.444	6	5	0	.545
Michigan State	4	5	0	.444	5	6	0	.454
Purdue	3	6	0	.333	5	6	0	.454
Indiana	3	6	0	.333	3	8	0	.272
Northwestern	0	9	0	.000	0	11	0	.000

1982	Conference				All Games			
	W	L	T	Pct.	W	L	T	Pct.
Michigan	8	1	0	.889	8	4	0	.667
Ohio State	7	1	0	.875	9	3	0	.750
Iowa	6	2	0	.750	8	4	0	.667
Illinois	6	3	0	.667	7	5	0	.583
Wisconsin	5	4	0	.556	7	5	0	.583
Indiana	4	5	0	.444	5	6	0	.455
Purdue	3	6	0	.333	3	8	0	.273
Northwestern	2	7	0	.222	3	8	0	.273
Michigan State	2	7	0	.222	2	9	0	.181
Minnesota	1	8	0	.111	3	8	0	.273

1983	Conference				All Games			
	W	L	T	Pct.	W	L	T	Pct.
Illinois	9	0	0	1.000	10	2	0	.833
Michigan	8	1	0	.889	9	3	0	.750
Iowa	7	2	0	.778	9	3	0	.750
Ohio State	6	3	0	.667	9	3	0	.750
Wisconsin	5	4	0	.556	7	4	0	.636
Purdue	3	5	1	.389	3	7	1	.358
Michigan State	2	6	1	.278	4	6	1	.409
Indiana	2	7	0	.222	3	8	0	.272
Northwestern	2	7	0	.222	2	9	0	.181
Minnesota	0	9	0	.000	1	10	0	.090

1984	Conference				All Games			
	W	L	T	Pct.	W	L	T	Pct.
Ohio State	7	2	0	.778	9	3	0	.750
Illinois	6	3	0	.667	7	4	0	.636
Purdue	6	3	0	.667	7	5	0	.583
Iowa	5	3	1	.611	8	4	1	.654
Wisconsin	5	3	1	.611	7	4	1	.625
Michigan	5	4	0	.556	6	6	0	.500
Michigan State	5	4	0	.556	6	6	0	.500
Minnesota	3	6	0	.333	4	7	0	.364
Northwestern	2	7	0	.222	2	9	0	.182
Indiana	0	9	0	.000	0	11	0	.000

1985	Conference				All Games			
	W	L	T	Pct.	W	L	T	Pct.
Iowa	7	1	0	.875	10	2	0	.833
Michigan	6	1	1	.813	10	1	1	.875
Illinois	5	2	1	.688	6	5	1	.542
Ohio State	5	3	0	.625	9	3	0	.750
Michigan State	5	3	0	.625	7	5	0	.583
Minnesota	4	4	0	.500	7	5	0	.583
Purdue	3	5	0	.375	5	6	0	.455
Wisconsin	2	6	0	.250	5	6	0	.455
Indiana	1	7	0	.125	4	7	0	.364
Northwestern	1	7	0	.125	3	8	0	.273

1986	Conference				All Games			
	W	L	T	Pct.	W	L	T	Pct.
Michigan	7	1	0	.875	11	2	0	.846
Ohio State	7	1	0	.875	10	3	0	.769
Iowa	5	3	0	.625	9	3	0	.750
Minnesota	5	3	0	.625	6	6	0	.500
Michigan State	4	4	0	.500	6			

# ALL-TIME CONFERENCE STANDINGS

1989	Conference				All Games			
	W	L	T	Pct.	W	L	T	Pct.
Michigan	8	0	0	1.000	10	2	0	.833
Illinois	7	1	0	.875	10	2	0	.833
Michigan State	6	2	0	.750	8	4	0	.667
Ohio State	6	2	0	.750	8	4	0	.667
Minnesota	4	4	0	.500	6	5	0	.545
Indiana	3	5	0	.375	5	6	0	.455
Iowa	3	5	0	.375	5	6	0	.455
Purdue	2	6	0	.250	3	8	0	.272
Wisconsin	1	7	0	.125	2	9	0	.182
Northwestern	0	8	0	.000	0	11	0	.000

1990								
	W	L	T	Pct.	W	L	T	Pct.
Michigan	6	2	0	.750	9	3	0	.750
Michigan State	6	2	0	.750	8	3	1	.708
Illinois	6	2	0	.750	8	4	0	.667
Iowa	6	2	0	.750	8	4	0	.667
Ohio State	5	2	1	.688	7	4	1	.625
Minnesota	5	3	0	.625	6	5	0	.545
Indiana	3	4	1	.438	6	5	1	.542
Northwestern	1	7	0	.125	2	9	0	.182
Purdue	1	7	0	.125	2	9	0	.182
Wisconsin	0	8	0	.000	1	10	0	.090
Penn State	-	-	-	-	9	3	0	.750

1991								
	W	L	T	Pct.	W	L	T	Pct.
Michigan	8	0	0	1.000	10	2	0	.833
Iowa	7	1	0	.875	10	1	1	.875
Ohio State	5	3	0	.625	8	4	0	.667
Indiana	5	3	0	.625	7	4	1	.625
Illinois	4	4	0	.500	6	6	0	.500
Purdue	3	5	0	.375	4	7	0	.364
Michigan State	3	5	0	.375	3	8	0	.273
Wisconsin	2	6	0	.250	5	6	0	.455
Northwestern	2	6	0	.250	3	8	0	.273
Minnesota	1	7	0	.125	2	9	0	.182
Penn State	-	-	-	-	11	2	0	.846

1992								
	W	L	T	Pct.	W	L	T	Pct.
Michigan	6	0	2	.875	9	0	3	.864
Ohio State	5	2	1	.688	8	2	1	.773
Michigan State	5	3	0	.625	5	6	0	.455
Illinois	4	3	1	.563	6	4	1	.591
Iowa	4	4	0	.500	5	7	0	.417
Indiana	3	5	0	.375	5	6	0	.455
Wisconsin	3	5	0	.375	5	6	0	.455
Purdue	3	5	0	.375	4	7	0	.364
Northwestern	3	5	0	.375	3	8	0	.273
Minnesota	2	6	0	.250	2	9	0	.182
Penn State	-	-	-	-	7	5	0	.583

1993								
	W	L	T	Pct.	W	L	T	Pct.
Ohio State	6	1	1	.813	10	1	1	.875
Wisconsin	6	1	1	.813	10	1	1	.875
Penn State	6	2	0	.750	10	2	0	.833
Indiana	5	3	0	.625	8	4	0	.667
Michigan	5	3	0	.625	8	4	0	.667
Illinois	5	3	0	.625	5	6	0	.455
Michigan State	4	4	0	.500	6	6	0	.500
Iowa	3	5	0	.375	6	6	0	.500
Minnesota	3	5	0	.375	4	7	0	.364
Northwestern	0	8	0	.000	2	9	0	.182
Purdue	0	8	0	.000	1	10	0	.091

1994								
	W	L	T	Pct.	W	L	T	Pct.
Penn State	8	0	0	1.000	12	0	0	1.000
Ohio State	6	2	0	.750	9	4	0	.692
Michigan	5	3	0	.625	8	4	0	.667
Wisconsin	4	3	1	.563	7	4	1	.625
Illinois	4	4	0	.500	7	5	0	.583
Michigan State	4	4	0	.500	5	6	0	.455
Iowa	3	4	1	.438	5	5	1	.500
Indiana	3	5	0	.375	6	5	0	.545
Purdue	2	4	2	.375	4	5	2	.455
Northwestern	2	6	0	.250	3	7	1	.318
Minnesota	1	7	0	.125	3	8	0	.273

1995	Conference				All Games			
	W	L	T	Pct.	W	L	T	Pct.
Northwestern	8	0	0	1.000	10	2	0	.833
Ohio State	7	1	0	.875	11	2	0	.846
Michigan	5	3	0	.625	9	4	0	.692
Penn State	5	3	0	.625	9	3	0	.750
Michigan State	4	3	1	.563	6	5	1	.542
Iowa	4	4	0	.500	8	4	0	.667
Illinois	3	4	1	.438	5	5	1	.500
Wisconsin	3	4	1	.438	4	5	2	.455
Purdue	2	5	1	.313	4	6	1	.409
Minnesota	1	7	0	.125	3	8	0	.273
Indiana	0	8	0	.000	2	9	0	.182

1996								
	W	L	T	Pct.	W	L	T	Pct.
Ohio State	7	1	0	.875	11	1	0	.917
Northwestern	7	1	0	.875	9	3	0	.750
Penn State	6	2	0	.750	11	2	0	.846
Iowa	6	2	0	.750	9	3	0	.750
Michigan	5	3	0	.625	8	4	0	.667
Michigan State	5	3	0	.625	6	6	0	.500
Wisconsin	3	5	0	.375	8	5	0	.615
Purdue	2	6	0	.250	3	8	0	.273
Minnesota	1	7	0	.125	4	7	0	.364
Indiana	1	7	0	.125	3	8	0	.273
Illinois	1	7	0	.125	2	9	0	.182

1997								
	W	L	T	Pct.	W	L	T	Pct.
Michigan	8	0	0	1.000	12	0	0	1.000
Ohio State	6	2	0	.750	10	3	0	.769
Penn State	6	2	0	.750	9	3	0	.750
Purdue	6	2	0	.750	9	3	0	.750
Wisconsin	5	3	0	.625	8	5	0	.615
Iowa	4	4	0	.500	7	5	0	.583
Michigan State	4	4	0	.500	7	5	0	.583
Northwestern	3	5	0	.375	5	7	0	.416
Minnesota	1	7	0	.125	3	9	0	.250
Indiana	1	7	0	.125	2	9	0	.250
Illinois	0	8	0	.000	0	11	0	.000

1998								
	W	L	T	Pct.	W	L	T	Pct.
Ohio State	7	1	0	.875	11	1	0	.917
Wisconsin	7	1	0	.875	11	1	0	.917
Michigan	7	1	0	.875	10	3	0	.769
Purdue	6	2	0	.750	9	4	0	.692
Penn State	5	3	0	.625	9	3	0	.750
Michigan State	4	4	0	.500	6	6	0	.500
Minnesota	2	6	0	.250	5	6	0	.455
Indiana	2	6	0	.250	4	7	0	.364
Illinois	2	6	0	.250	3	8	0	.273
Iowa	2	6	0	.250	3	8	0	.273
Northwestern	0	8	0	.000	3	9	0	.250

1999								
	W	L	T	Pct.	W	L	T	Pct.
Wisconsin	7	1	0	.875	10	2	0	.833
Michigan	6	2	0	.750	10	2	0	.833
Michigan State	6	2	0	.750	10	2	0	.833
Minnesota	5	3	0	.625	8	4	0	.667
Penn State	5	3	0	.625	10	3	0	.769
Illinois	4	4	0	.500	8	4	0	.667
Purdue	4	4	0	.500	7	5	0	.583
Ohio State	3	5	0	.375	6	6	0	.500
Indiana	3	5	0	.375	4	7	0	.363
Northwestern	1	7	0	.125	3	8	0	.273
Iowa	0	8	0	.000	1	10	0	.090

2000	Conference				All Games			
	W	L	T	Pct.	W	L	T	Pct.
Michigan	6	2	0	.750	9	3	0	.750
Northwestern	6	2	0	.750	8	4	0	.667
Purdue	6	2	0	.750	8	4	0	.667
Ohio State	5	3	0	.625	8	4	0	.667
Wisconsin	4	4	0	.500	9	4	0	.692
Minnesota	4	4	0	.500	6	6	0	.500
Penn State	4	4	0	.500	5	7	0	.417
Iowa	3	5	0	.375	3	9	0	.250
Illinois	2	6	0	.250	5	6	0	.455
Michigan State	2	6	0	.250	5	6	0	.455
Indiana	2	6	0	.250	3	8	0	.273

2001								
	W	L	T	Pct.	W	L	T	Pct.
Illinois	7	1	0	.875	10	2	0	.833
Michigan	6	2	0	.750	8	4	0	.667
Ohio State	5	3	0	.625	7	5	0	.583
Purdue	4	4	0	.500	6	6	0	.500
Iowa	4	4	0	.500	7	5	0	.583
Penn State	4	4	0	.500	5	6	0	.455
Indiana	4	4	0	.500	5	6	0	.455
Michigan State	3	5	0	.375	7	5	0	.583
Wisconsin	3	5	0	.375	5	7	0	.417
Minnesota	2	6	0					



# ALL-TIME CONFERENCE STANDINGS

2005	Conference				All Games			
	W	L	T	Pct.	W	L	T	Pct.
Penn State	7	1	0	.875	11	1	0	.917
Ohio State	7	1	0	.875	10	2	0	.833
Wisconsin	5	3	0	.625	10	3	0	.769
Iowa	5	3	0	.625	7	5	0	.583
Michigan	5	3	0	.625	7	5	0	.583
Northwestern	5	3	0	.625	7	5	0	.583
Minnesota	4	4	0	.500	7	5	0	.583
Purdue	3	5	0	.375	5	6	0	.455
Michigan State	2	6	0	.250	5	6	0	.455
Indiana	1	7	0	.125	4	7	0	.364
Illinois	0	8	0	.000	2	9	0	.182

2006	Conference				All Games			
	W	L	T	Pct.	W	L	T	Pct.
Ohio State	8	0	0	1.000	12	1	0	.923
Wisconsin	7	1	0	.875	12	1	0	.923
Michigan	7	1	0	.875	11	2	0	.846
Penn State	5	3	0	.625	9	4	0	.692
Purdue	5	3	0	.625	8	6	0	.571
Minnesota	3	5	0	.375	6	7	0	.462
Indiana	3	5	0	.375	5	7	0	.417
Iowa	2	6	0	.250	6	7	0	.462
Northwestern	2	6	0	.250	4	8	0	.333
Michigan State	1	7	0	.125	4	8	0	.333
Illinois	1	7	0	.125	2	10	0	.167

2007	Conference				All Games			
	W	L	T	Pct.	W	L	T	Pct.
Ohio State	7	1	0	.875	11	2	0	.846
Illinois	6	2	0	.750	9	4	0	.692
Michigan	6	2	0	.750	9	4	0	.692
Wisconsin	5	3	0	.625	9	4	0	.692
Penn State	4	4	0	.500	9	4	0	.692
Iowa	4	4	0	.500	6	6	0	.500
Purdue	3	5	0	.375	8	5	0	.615
Indiana	3	5	0	.375	7	6	0	.538
Michigan State	3	5	0	.375	7	6	0	.538
Northwestern	3	5	0	.375	6	6	0	.500
Minnesota	0	8	0	.000	1	11	0	.083

2008	Conference				All Games			
	W	L	T	Pct.	W	L	T	Pct.
Penn State	7	1	0	.875	11	2	0	.846
Ohio State	7	1	0	.875	10	3	0	.769
Michigan State	6	2	0	.750	9	4	0	.692
Iowa	5	3	0	.625	9	4	0	.692
Northwestern	5	3	0	.625	9	4	0	.692
Minnesota	3	5	0	.375	7	6	0	.538
Wisconsin	3	5	0	.375	7	6	0	.538
Illinois	3	5	0	.375	5	7	0	.417
Purdue	2	6	0	.250	4	8	0	.333
Michigan	2	6	0	.250	3	9	0	.250
Indiana	1	7	0	.125	3	9	0	.250

2009	Conference				All Games			
	W	L	T	Pct.	W	L	T	Pct.
Ohio State	7	1	0	.875	11	2	0	.846
Iowa	6	2	0	.750	11	2	0	.846
Penn State	6	2	0	.750	11	2	0	.846
Wisconsin	5	3	0	.625	10	3	0	.769
Northwestern	5	3	0	.625	8	5	0	.615
Michigan State	4	4	0	.500	6	7	0	.462
Purdue	4	4	0	.500	5	7	0	.417
Minnesota	3	5	0	.375	6	7	0	.462
Illinois	2	6	0	.250	3	9	0	.250
Michigan	1	7	0	.125	5	7	0	.417
Indiana	1	7	0	.125	4	8	0	.333

2010	Conference				All Games			
	W	L	T	Pct.	W	L	T	Pct.
Ohio State*	0	1	0	.000	0	1	0	.000
Michigan State	7	1	0	.875	11	2	0	.846
Wisconsin	7	1	0	.875	11	2	0	.846
Iowa	4	4	0	.500	8	5	0	.615
Illinois	4	4	0	.500	7	6	0	.538
Penn State	4	4	0	.500	7	6	0	.538
Michigan	3	5	0	.375	7	6	0	.538
Northwestern	3	5	0	.375	7	6	0	.538
Purdue	2	6	0	.250	4	8	0	.333
Minnesota	2	6	0	.250	3	9	0	.250
Indiana	1	7	0	.125	5	7	0	.417

\* All Ohio State wins vacated from 2010 season

Beginning in 2011: Big Ten instituted divisional play, with division winners meeting in the Big Ten Championship Game to determine the conference champion

2011	Conference			Division			All Games		
	W	L	Pct.	W	L	Pct.	W	L	Pct.
<b>Legends Division</b>									
Michigan State	7	1	.875	4	1	.800	11	3	.786
Michigan	6	2	.750	3	2	.600	11	2	.846
Nebraska	5	3	.625	3	2	.600	9	4	.692
Iowa	4	4	.500	2	3	.400	7	6	.538
Northwestern	3	5	.375	2	3	.400	6	7	.462
Minnesota	2	6	.250	1	4	.200	3	9	.250
<b>Leaders Division</b>									
Wisconsin#	6	2	.750	4	1	.800	11	3	.786
Penn State	6	2	.750	4	1	.800	9	4	.692
Purdue	4	4	.500	3	2	.600	7	6	.538
Ohio State	3	5	.375	3	2	.600	6	7	.462
Illinois	2	6	.250	1	4	.200	7	6	.538
Indiana	0	8	.000	0	5	.000	1	11	.083

Big Ten Championship Game: Wisconsin 42, Michigan State 39

# Advanced to championship game based on divisional tiebreaker

2012	Conference			Division			All Games		
	W	L	Pct.	W	L	Pct.	W	L	Pct.
<b>Legends Division</b>									
Nebraska	7	1	.875	5	0	1.000	10	4	.714
Michigan	6	2	.750	4	1	.800	8	5	.615
Northwestern	5	3	.625	3	2	.600	10	3	.769
Michigan State	3	5	.375	1	4	.200	7	6	.538
Minnesota	2	6	.250	0	5	.000	6	7	.462
Iowa	2	6	.250	2	3	.400	4	8	.333
<b>Leaders Division</b>									
Ohio State%	8	0	1.000	5	0	1.000	12	0	1.000
Penn State%	6	2	.750	4	1	.800	8	4	.667
Wisconsin	4	4	.500	3	2	.600	8	6	.571
Purdue	3	5	.375	2	3	.400	6	7	.462
Indiana	2	6	.250	1	4	.200	4	8	.333
Illinois	0	8	.000	0	5	.000	2	10	.167

Big Ten Championship Game: Wisconsin 70, Nebraska 31

2013	Conference			Division			All Games		
	W	L	Pct.	W	L	Pct.	W	L	Pct.
<b>Legends Division</b>									
Michigan State	8	0	1.000	5	0	1.000	13	1	.929
Nebraska	5	3	.625	2	3	.400	9	4	.692
Iowa	5	3	.625	4	1	.800	8	5	.615
Minnesota	4	4	.500	2	3	.400	8	5	.615
Michigan	3	5	.375	2	3	.400	7	6	.538
Northwestern	1	7	.125	0	5	.000	5	7	.417
<b>Leaders Division</b>									
Ohio State	8	0	1.000	5	0	1.000	12	2	.857
Wisconsin	6	2	.750	3	2	.600	9	4	.692
Penn State%	4	4	.500	3	2	.600	7	5	.583
Indiana	3	5	.375	3	2	.600	5	7	.417
Illinois	1	7	.125	1	4	.200	4	8	.333
Purdue	0	8	.000	0	5	.000	1	11	.083

Big Ten Championship Game: Michigan State 34, Ohio State 24

% Ineligible for postseason play

2014	Conference			Division			All Games		
	W	L	Pct.	W	L	Pct.	W	L	Pct.
<b>East Division</b>									
Ohio State	8	0	1.000	6	0	1.000	14	1	.933
Michigan State	7	1	.875	5	1	.833	11	2	.846
Maryland	4	4	.500	3	3	.500	7	6	.538
Rutgers	3	5	.375	3	3	.500	8	5	.615
Michigan	3	5	.375	2	4	.333	5	7	.417
Penn State	2	6	.250	2	4	.333	7	6	.538
Indiana	1	7	.125	0	6	.000	4	8	.333
<b>West Division</b>									
Wisconsin	7	1	.875	5	1	.833	11	3	.786
Nebraska	5	3	.625	4	2	.667	9	4	.692
Minnesota	5	3	.625	4	2	.667	8	5	.615
Iowa	4	4	.500	3	3	.500	7	6	.538
Illinois	3	5	.375	2	4	.333	6	7	.462
Northwestern	3	5	.375	2	4	.333	5	7	.417
Purdue	1	7	.125	1	5	.167	3	9	.250

Big Ten Championship Game: Ohio State 59, Wisconsin 0

# INDIVIDUAL NATIONAL HONORS

## HEISMAN MEMORIAL TROPHY

(Honoring the outstanding player. First presented in 1935 by the Downtown Athletic Club of New York City.)

1935	Jay Berwanger, QB, CHI
1939	Nile Kinnick, HB, IOWA
1940	Tom Harmon, HB, MICH
1941	Bruce Smith, HB, MINN
1944	Les Horvath, HB, OSU
1950	Vic Janowicz, HB, OSU
1954	Alan Ameche, FB, WIS
1955	Howard Cassady, HB, OSU
1972	Johnny Rodgers, WR, NEB#
1973	John Cappelletti, RB, PSU#
1974	Archie Griffin, HB, OSU
1975	Archie Griffin, HB, OSU
1983	Mike Rozier, RB, NEB#
1991	Desmond Howard, SE, MICH
1995	Eddie George, RB, OSU
1997	Charles Woodson, CB, MICH
1999	Ron Dayne, RB, WIS
2001	Eric Crouch, QB, NEB#
2006	Troy Smith, QB, OSU

## WALTER CAMP AWARD

(Honoring the outstanding player. First presented in 1937 by the Walter Camp Foundation.)

1939	Nile Kinnick, HB, IOWA
1940	Tom Harmon, HB, MICH
1952	Don McAuliffe, HB, MSU
1953	Alan Ameche, FB, WIS
	Paul Giel, HB, MINN
1955	Howard Cassady, HB, OSU
1958	Randy Duncan, QB, IOWA
1965	Jim Grabowski, FB, ILL
1972	Johnny Rodgers, WR, NEB#
1973	John Cappelletti, RB, PSU#
1974	Archie Griffin, RB, OSU
1975	Archie Griffin, RB, OSU
1983	Mike Rozier, RB, NEB#
1989	Anthony Thompson, TB, IND
1991	Desmond Howard, WR, MICH
1995	Eddie George, TB, OSU
1997	Charles Woodson, CB, MICH
1999	Ron Dayne, RB, WIS
2001	Eric Crouch, QB, NEB#
2002	Larry Johnson, RB, PSU
2006	Troy Smith, QB, OSU

## MAXWELL AWARD

(Honoring the outstanding player. First presented in 1937 by the Maxwell Memorial Football Club of Philadelphia.)

1939	Nile Kinnick, HB, IOWA
1940	Tom Harmon, HB, MICH
1955	Howard Cassady, HB, OSU
1959	Rich Lucas, QB, PSU#
1961	Bob Ferguson, FB, OSU
1964	Glenn Ressler, C, PSU#
1969	Mike Reid, DT, PSU#
1972	Brad Van Pelt, DB, MSU
1973	John Cappelletti, RB, PSU#
1975	Archie Griffin, HB, OSU
1978	Chuck Fusina, QB, PSU#
1983	Mike Rozier, RB, NEB#
1985	Chuck Long, QB, IOWA
1989	Anthony Thompson, TB, IND
1991	Desmond Howard, SE, MICH
1994	Kerry Collins, QB, PSU
1995	Eddie George, RB, OSU
1999	Ron Dayne, RB, WIS
2000	Drew Brees, QB, PUR
2002	Larry Johnson, RB, PSU

## CHUCK BEDNARIK AWARD

(Honoring the outstanding defensive player. First presented in 1995 by the Maxwell Memorial Football Club of Philadelphia)

1995	Pat Fitzgerald, LB, NU
1996	Pat Fitzgerald, LB, NU
1997	Charles Woodson, CB, MICH
1999	LaVar Arrington, LB, PSU
2002	EJ Henderson, LB, MD#
2005	Paul Posluszny, LB, PSU
2006	Paul Posluszny, LB, PSU
2007	Dan Connor, LB, PSU
2009	Ndamukong Suh, DT, NEB#

## FRED BILETNIKOFF AWARD

(Honoring the outstanding wide receiver. First presented in 1994 by the Quarterback Club of Tallahassee.)

1994	Bobby Engram, PSU
1995	Terry Glenn, OSU
2002	Charles Rogers, MSU
2004	Braylon Edwards, MICH

## BURLSWORTH TROPHY

(Honoring the nation's top player who started his career as a walk-on. First presented in 2010 by the Rotary Club of Springdale, Arkansas.)

2012	Matt McGloin, PSU
2013	Jared Abbrederis, WIS

## DICK BUTKUS AWARD

(Honoring the outstanding linebacker. First presented in 1985 by the Downtown Athletic Club of Orlando. Named in honor of Illinois' Dick Butkus.)

1989	Percy Snow, MSU
1991	Erick Anderson, MICH
1993	Trev Alberts, NEB#
1994	Dana Howard, ILL
1995	Kevin Hardy, ILL
1997	Andy Katzenmoyer, OSU
1999	LaVar Arrington, PSU
2002	EJ Henderson, MD#
2005	Paul Posluszny, PSU
2007	James Laurinaitis, OSU

## LOU GROZA AWARD

(Honoring the outstanding place kicker. First presented in 1992 by the Palm Beach County Sports Commission.)

2002	Nate Kaeding, IOWA
2004	Mike Nugent, OSU
2014	Brad Craddock, MD

## RAY GUY AWARD

(Honoring the outstanding punter. First presented in 2000 by the Greater Augusta Sports Council.)

2000	Kevin Stemke, WIS
2001	Travis Dorsch, PUR
2003	B.J. Sander, OSU

## TED HENDRICKS AWARD

(Honoring the outstanding defensive end. First presented in 2002 by the Ted Hendricks Foundation.)

2006	LaMarr Woodley, MICH
2011	Whitney Mercilus, ILL

## VINCE LOMBARDI/ROTARY AWARD

(Honoring the outstanding lineman. First presented in 1970 by the Rotary Club of Houston.)

1970	Jim Stillwagon, MG, OSU
1972	Rich Glover, MG, NEB#
1973	John Hicks, OT, OSU
1974	Randy White, DT, MD#
1978	Bruce Clark, DT, PSU#
1982	Dave Rimington, C, NEB#
1983	Dean Steinkuhler, G, NEB#
1987	Chris Spielman, LB, OSU
1989	Percy Snow, LB, MSU
1995	Orlando Pace, OT, OSU
1996	Orlando Pace, OT, OSU
1997	Grant Wistrom, DE, NEB#
2005	A.J. Hawk, LB, OSU
2006	LaMarr Woodley, DE, MICH
2009	Ndamukong Suh, DT, NEB#

## LOTT TROPHY

(Honoring college football's defensive IMPACT player of the year with equal weight given to athletic performance and personal character. First presented in 2004 by the The Pacific Club IMPACT Foundation®.)

2008	James Laurinaitis, LB, OSU
2010	J.J. Watt, DE, WIS

## JOHN MACKAY AWARD

(Honoring the outstanding tight end. First presented in 2000 by the Nassau County Sports Commission.)

2000	Tim Stratton, PUR
2002	Dallas Clark, IOWA
2006	Matt Spaeth, MINN

## BRONKO NAGURSKI TROPHY

(Honoring the outstanding defensive player. First presented in 1993 by the Football Writers Association of America.)

1995	Pat Fitzgerald, LB, NU
1996	Pat Fitzgerald, LB, NU
1997	Charles Woodson, CB, MICH
2006	James Laurinaitis, LB, OSU
2009	Ndamukong Suh, DT, NEB#

## DAVEY O'BRIEN NATIONAL QUARTERBACK AWARD

(Honoring the outstanding quarterback. First presented in 1981 by the Davey O'Brien Educational and Charitable Trust of Fort Worth.)

1982	Todd Blackledge, PSU#
1985	Chuck Long, IOWA
1994	Kerry Collins, PSU
2001	Eric Crouch, NEB#
2002	Brad Banks, IOWA
2006	Troy Smith, OSU

# INDIVIDUAL NATIONAL HONORS

## OUTLAND TROPHY

*(Honoring the outstanding interior lineman. First presented in 1946 by the Football Writers Association of America.)*

1949	Ed Bagdon, G, MSU
1952	Dick Modzelewski, DT, MD#
1955	Calvin Jones, G, IOWA
1956	Jim Parker, G, OSU
1957	Alex Karras, T, IOWA
1960	Tom Brown, G, MINN
1962	Bobby Brown, G, MINN
1969	Mike Reid, DT, PSU#
1970	Jim Stillwagon, MG, OSU
1971	Larry Jacobson, DT, NEB#
1972	Rich Glover, MG, NEB#
1973	John Hicks, OT, OSU
1974	Randy White, DT, MD#
1981	Dave Rimington, C, NEB#
1982	Dave Rimington, C, NEB#
1983	Dean Steinkuhler, G, NEB#
1992	Will Shields, G, NEB#
1994	Zach Wiegert, T, NEB#
1996	Orlando Pace, OT, OSU
1997	Aaron Taylor, G, NEB#
2003	Robert Gallery, OT, IOWA
2005	Greg Eslinger, C, MINN
2006	Joe Thomas, OT, WIS
2009	Ndamukong Suh, DT, NEB#
2010	Gabe Carimi, OT, WIS
2014	Brandon Scherff, IOWA

## DAVE RIMINGTON TROPHY

*(Honoring the outstanding center. First presented in 2000 by the Boomer Esiason Foundation.)*

2000	Dominic Raiola, NEB#
2001	LeCharles Bentley, OSU
2004	David Baas, MICH
2005	Greg Eslinger, MINN
2008	A.Q. Shipley, PSU
2011	David Molk, MICH

## MOSI TATUPU SPECIAL TEAMS

### PLAYER OF THE YEAR AWARD

*(Honoring the outstanding special teams performer. First presented in 1997 by the Maui Touchdown Club.)*

2001	Kahlil Hill, IOWA
------	-------------------

## JIM THORPE AWARD

*(Honoring the outstanding defensive back. First presented in 1986 by the Jim Thorpe Athletic Club of Oklahoma City.)*

1997	Charles Woodson, CB, MICH
1998	Antoine Winfield, DB, OSU
1999	Tyrone Carter, S, MINN
2000	Jamar Fletcher, DB, WIS
2008	Malcolm Jenkins, DB, OSU
2013	Darqueze Dennard, DB, MSU

## JOHNNY UNITAS GOLDEN ARM AWARD

*(Honoring the outstanding senior quarterback. First presented in 1987 by the Johnny Unitas Golden Arm Educational Foundation)*

1995	Tommy Frazier, NEB#
2010	Scott Tolzien, WIS

## DOAK WALKER AWARD

*(Honoring the outstanding running back. First presented in 1990 by the Southern Methodist Athletic Forum in Dallas.)*

1995	Eddie George, OSU
1999	Ron Dayne, WIS

2002	Larry Johnson, PSU
2003	Chris Perry, MICH
2008	Shonn Greene, IOWA
2012	Montee Ball, WIS
2014	Melvin Gordon, WIS

## JAMES E. SULLIVAN AWARD

*(Honoring the outstanding amateur athlete in the United States. First presented in 1930 by American Amateur Athletic Union.)*

2013	John Urschel, PSU
2014	Ezekiel Elliott, OSU

## WILLIAM V. CAMPBELL TROPHY

*(Honoring the outstanding student-athlete. First presented in 1990 by The National Football Foundation and College Hall of Fame. Often referred to as the "Academic Heisman." Known as the Vincent DePaul Draddy Trophy through 2008 season)*

1994	Rob Zatechka, NEB#
1995	Bobby Hoying, OSU
2000	Kyle Vanden Bosch, NEB#
2003	Craig Krenzel, OSU
2006	Brian Leonard, RU#
2013	John Urschel, PSU

## ACADEMIC ALL-AMERICA OF THE YEAR

*(Honoring the nation's top student-athlete. First presented in 1987 by the College Sports Information Directors of America.)*

2000	Drew Brees, PUR
2003	Craig Krenzel, OSU
2006	Paul Posluszny, PSU

## WOODY HAYES NATIONAL SCHOLAR-ATHLETE AWARD

*(Recognizing excellence in athletics, academics and community service. First presented in 1988 by the Sertoma Club.)*

1993	Gregory Smith, OSU
1996	Bobby Hoying, OSU
2004	John Standeford, PUR
2007	Stan White, OSU

## BOBBY BOWDEN AWARD

*(Honoring the outstanding student-athlete. First presented in 2003 by the Fellowship of Christian Athletes.)*

2003	Jason Wright, NU
------	------------------

## DANNY WUERFFEL TROPHY

*(Honoring the college player who best combines community service with academic/athletic achievement. First presented in 2005 by the All Sports Association of Fort Walton Beach, Florida.)*

2006	Joel Penton, OSU
------	------------------

## SENIOR CLASS AWARD

*(Honoring the college senior who best combines excellence in the classroom, character and community and competition on the field. CLASS is an acronym for Celebrating Loyalty and Achievement for Staying in School. First presented in the sport of football in 2008.)*

2008	James Laurinaitis, OSU
2014	Ameer Abdullah, NEB

## NATIONAL COACH OF THE YEAR

*As named by the following groups:*

*American Football Coaches Association (AFCA - since 1935)*  
*Football Writers Association of America (FWAA - 1957)*  
*The Sporting News (SN - 1963)*  
*Walter Camp Foundation (WC - 1967)*  
*Bobby Dodd Coach of the Year Foundation (Dodd - 1976)*  
*National Sportscasters & Sportswriters Assoc./Bear Bryant Award (Bryant - 1986)*  
*Maxwell Football Club (Maxwell - 1989)*  
*ESPN/Home Depot (ESPN-1994)*  
*Associated Press (AP - 1998)*  
*Liberty Mutual (LM - 2006)*

1935	Lynn "Pappy" Waldorf, NU (AFCA)
1939	Eddie Anderson, IOWA (AFCA)
1944	Carroll Widdoes, OSU (AFCA)
1945	Alvin "Bo" McMillan, IND (AFCA)
1947	H.O. "Fritz" Crisler, MICH (AFCA)
1948	Bennie Oosterbaan, MICH (AFCA)
1955	Hugh "Duffy" Daugherty, MSU (AFCA, FWAA)
1957	Woody Hayes, OSU (AFCA, FWAA)
1960	Murray Warmath, MINN (AFCA, FWAA)
1965	Duffy Daugherty, MSU (FWAA, SN)
1967	John Pont, IND (AFCA, FWAA, SN, WC)
1968	Woody Hayes, OSU (FWAA, SN, WC)
1968	Joe Paterno, PSU (AFCA)#
1969	Bo Schembechler, MICH (AFCA, FWAA, WC)
1970	Alex Agase, NU (FWAA)
1971	Bob Devaney, NEB (FWAA)#
1972	Joe Paterno, PSU (WC)#
1975	Woody Hayes, OSU (FWAA)
1977	Bo Schembechler, MICH (Dodd)
1978	Joe Paterno, PSU (AFCA, FWAA)#
1978	Darryl Rogers, MSU (SN)
1979	Earle Bruce, OSU (AFCA, FWAA)
1981	Hayden Fry, IOWA (SN)
1981	Joe Paterno, PSU (Dodd)#
1982	Joe Paterno, PSU (AFCA, FWAA)#
1983	Mike White, ILL (SN, WC)
1985	Bo Schembechler, MICH (SN)
1986	Joe Paterno, PSU (AFCA, Bryant, FWAA)#
1989	Bo Schembechler, MICH (Maxwell)
1990	Joe Paterno, PSU (Maxwell)#
1993	Barry Alvarez, WIS (AFCA, FWAA, Dodd)
1994	Tom Osborne, NEB (AFCA)#
1994	Joe Paterno, PSU (WC, Maxwell)
1995	Gary Barnett, NU (AFCA, FWAA, SN, WC, Dodd, Bryant, Maxwell, ESPN)
1997	Lloyd Carr, MICH (WC, Bryant, Maxwell)
1999	Frank Solich, NEB (ESPN)#
2001	Ralph Friedgen, MD (ESPN)#
2002	Kirk Ferentz, IOWA (WC, AP)
2002	Jim Tressel, OSU (AFCA, FWAA, SN, Dodd, Bryant)
2005	Joe Paterno, PSU (AFCA, SN, WC, Dodd, Maxwell, ESPN, AP)
2006	Greg Schiano, RU (ESPN)#
2007	Ron Zook, ILL (LM)
2007	Lloyd Carr, MICH (Dodd)
2011	Brady Hoke, MICH (Maxwell)
2012	Bill O'Brien, PSU (Bryant, ESPN, Maxwell)

## FRANK BROYLES AWARD

*(Honoring the nation's top assistant coach)*

1997	Jim Herrmann, MICH
2007	Jim Heacock, OSU
2013	Pat Narduzzi, MSU
2014	Tom Herman, OSU

# Prior to joining Big Ten

# CONSENSUS ALL-AMERICANS

## CHICAGO (12)

Clarence Herschberger, FB, 1898  
Frederick A. Speik, E, 1904  
Walter Eckersall, QB, 1904-05-06  
Mark S. Catlin, E, 1905  
Walter Steffen, QB, 1908  
Paul Des Jardien, C, 1913  
John W. Thomas, FB, 1922  
Franklin K. Gowdy, T, 1924  
Joseph Pondelik, G, 1924  
Jay Berwanger, QB, 1935#

## ILLINOIS (25)

Ralph Chapman, G, 1914  
Perry Graves, E, 1914  
Bart Macomber, HB, 1915  
John Depler, C, 1918  
Charles Carney, E, 1920  
James McMillen, G, 1923  
Harold Grange, HB, 1923-24#-25  
Bernie Shively, G, 1926  
Alex Agase, G, 1946  
John Karras, HB, 1951  
J.C. Caroline, HB, 1953  
Bill Burrell, G, 1959  
Dick Butkus, C, 1963#-64  
Jim Grabowski, FB, 1965#  
David Williams, WR, 1984-85#  
Moe Gardner, NT, 1989#-90  
Dana Howard, LB, 1994#  
Kevin Hardy, LB, 1995  
J Leman, LB, 2007  
Whitney Mercilus, DE, 2011#

## INDIANA (7)

Billy Hillenbrand, HB, 1942  
John Tavener, C, 1944  
Bob Ravensburg, E, 1945  
Anthony Thompson, TB, 1988-89#  
Vaughn Dunbar, RB, 1991#  
Tevin Coleman, RB, 2014#

## IOWA (24)

Lester Belding, E, 1919  
Aubrey Devine, QB, 1921  
Gordon Locke, FB, 1922  
Nile Kinnick, HB, 1939  
Calvin Jones, G, 1954-55  
Alex Karras, T, 1957  
Randy Duncan, QB, 1958#  
Reggie Roby, P, 1981  
Andre Tippett, DE, 1981  
Larry Station, LB, 1984-85#  
Chuck Long, QB, 1985#  
Marv Cook, TE, 1988  
Leroy Smith, DE, 1991  
Tim Dwight, AP-KR, 1997  
Jared DeVries, DL, 1998  
Dallas Clark, TE, 2002#  
Eric Steinbach, OL, 2002  
Robert Gallery, OL, 2003  
Nate Kaeding, PK, 2003  
Shonn Greene, RB, 2008#  
Adrian Clayborn, DL, 2010  
Brandon Scherff, OL, 2014#

## MARYLAND (12, 0\*)

Bob Ward, G, 1951#  
Dick Modzelewski, T, 1952  
Jack Scarbath, B, 1952#  
Stan Jones, T, 1953#  
Bob Pellegrini, C, 1955#  
Gary Collins, E, 1961  
Randy White, DL, 1974#  
Joe Campbell, DT, 1976  
Dale Castro, PK, 1979  
J.D. Maarleveld, OL, 1985  
E.J. Henderson, LB, 2001-02

## MICHIGAN (78)

William Cunningham, C, 1898  
Neil Snow, E, 1901  
William Heston, HB, 1903-04  
Adolph Schultz, C, 1907  
Albert Benbrook, G, 1909-10  
Stanfield Wells, E, 1910  
Miller H. Pontius, T, 1913  
James Craig, HB, 1913  
John Maulbetsch, HB, 1914  
Harry Kipke, HB, 1922  
Jack Blott, C, 1923  
Bennie Freidman, QB, 1925-26  
Bennie Oosterbaan, E, 1925-26-27#  
Otto Pommerening, T, 1928  
Harry Newman, QB, 1932#  
Charles Bernard, C, 1933#  
Francis Wistert, T, 1933  
Ralph Heikkinen, G, 1938#  
Tom Harmon, HB, 1939-40#  
Bob Westfall, FB, 1941  
Albert Wistert, T, 1942  
Julius Franks, G, 1942  
Bill Daley, FB, 1943  
Bob Chappuis, HB, 1947#  
Richard Rifenburg, E, 1948  
Alvin Wistert, T, 1948-49  
Ron Kramer, E, 1955-56#  
Jack Clancy, E, 1966#  
Bill Yearby, T, 1965  
Tom Curtis, DB, 1969  
Jim Mandich, E, 1969#  
Dan Dierdorf, T, 1970  
Reggie McKenzie, G, 1971  
Mike Taylor, LB, 1971#  
Randy Logan, DB, 1972  
Paul Seymour, OT, 1972  
Dave Gallagher, DT, 1973  
Dave Brown, DB, 1973-74#  
Rob Lytle, TB, 1976  
Mark Donohue, G, 1976-77#  
Ron Simpkins, LB, 1979  
Anthony Carter, WR, 1981#-82#  
Ed Muransky, OT, 1981  
Kurt Becker, OG, 1981  
Brad Cochran, DB, 1985  
Mike Hammerstein, DT, 1985  
Garland Rivers, DB, 1986  
John Elliott, OT, 1987  
Mark Messner, DT, 1988#  
John Vitale, C, 1988  
Tripp Welborne, SS, 1989#-90#  
Desmond Howard, WR, 1991#  
Greg Skrepenak, OL, 1991#  
Jarrett Irons, LB, 1996  
Charles Woodson, CB, 1997#  
Steve Hutchinson, OL, 2000  
Chris Perry, RB, 2003

David Baas, OL, 2004  
Braylon Edwards, WR, 2004#  
Marlin Jackson, DB, 2004  
Ernest Shazor, DB, 2004  
Leon Hall, DB, 2006  
Jake Long, OL, 2006-07#  
LaMarr Woodley, DL, 2006#  
David Molk, C, 2011

## MICHIGAN STATE (31, 28\*)

Neno Jerry DaPrato, HB, 1915  
Sidney Wagner, G, 1935  
Edward Bagdon, G, 1949  
Don Coleman, T, 1951#  
Bob Carey, E, 1951  
Don Dohoney, E, 1953  
Earl Morrall, B, 1955  
Norman Masters, T, 1955  
Dan Currie, C, 1957  
Walt Kowalczyk, B, 1957  
Sam Williams, E, 1958  
George Saimes, FB, 1962  
Sherman Lewis, HB, 1963  
Charles Smith, DE, 1965-66#  
George Webster, LB, 1965#-66#  
Clinton Jones, HB, 1966  
Brad Van Pelt, DB, 1972#  
Lorenzo White, TB, 1985#-87  
Tony Mandarich, OT, 1988  
Bob Kula, OT, 1989  
Percy Snow, LB, 1989#  
Charles Rogers, WR, 2002#  
Brandon Fields, P, 2004  
Javon Ringer, RB, 2008  
Greg Jones, LB, 2009-10#  
Jerel Worthy, DT, 2011  
Darqueze Dennard, DB, 2013#

## MINNESOTA (33)

Fred Schact, T, 1903  
John McGovern, QB, 1909  
James Walker, T, 1910  
Bert Baston, E, 1916  
George Hauser, T, 1917  
Ray Ecklund, E, 1923  
Herb Joesting, FB, 1926-27  
Bronko Nagurski, T, 1929  
Clarence Munn, G, 1931  
Frank Larson, E, 1934  
Francis Lund, HB, 1934  
Bill Bevan, G, 1934  
Ed Widseth, T, 1935-36#  
George Franck, HB, 1940  
Urban Odson, T, 1940  
Bruce Smith, HB, 1941  
Dick Wildung, T, 1941-42  
Leo Nomellini, T, 1948-49  
Clayton Tonnemaker, C, 1949#  
Paul Giel, HB, 1953#  
Tom Brown, G, 1960#  
Sandy Stephens, QB, 1961  
Bobby Bell, T, 1962#  
Carl Eller, T, 1963  
Aaron Brown, E, 1965  
Tyrone Carter, SS, 1999  
Ben Hamilton, C, 1999-2000  
Greg Eslinger, C, 2005#



# CONSENSUS ALL-AMERICANS

## NEBRASKA (54, 0\*)

Guy Chamberlin, E, 1915  
Ed Weir, T, 1924-25#  
George Sauer, FB, 1933  
Sam Francis, FB, 1936  
Bob Brown, G, 1963#  
Larry Kramer, T, 1964#  
Freeman White, E, 1965  
Walt Barnes, T, 1965  
LaVerne Allers, G, 1966  
Wayne Meylan, MG, 1966-67  
Bob Newton, T, 1970  
Larry Jacobson, DT, 1971  
Rich Glover, MG, 1972#  
Willie Harper, DE, 1971-72  
Johnny Rodgers, WB, 1971-72#  
John Dutton, DT, 1973#  
Marvin Crenshaw, T, 1974  
Rick Bonness, C, 1975#  
Dave Butterfield, DB, 1976  
Kelvin Clark, T, 1978  
Junior Miller, TE, 1979#  
Jarvis Redwine, IB, 1980  
Randy Schleusener, G, 1980  
Dave Rimington, C, 1981#-82#  
Mike Rozier, IB, 1982-83#  
Irving Fryar, WB, 1983#  
Dean Steinkuhler, G, 1983  
Mark Traynowicz, C, 1984#  
Danny Noonan, G, 1986#  
Broderick Thomas, LB, 1988#  
Jake Young, C, 1988-89  
Will Shields, G, 1992#  
Trev Alberts, LB, 1993#  
Brenden Stai, G, 1994  
Ed Stewart, LB, 1994  
Zach Wiegert, T, 1994#  
Tommie Frazier, QB, 1995  
Aaron Taylor, C, 1996; G, 1997  
Grant Wistrom, E, 1996-97  
Jason Peter, DT, 1997  
Ralph Brown, DB, 1999  
Dominic Raiola, C, 2000  
Eric Crouch, QB, 2001  
Toniu Fonoti, G, 2001  
Ndamukong Suh, DT, 2009

## NORTHWESTERN (13)

Ralph Baker, HB, 1926  
Frank Baker, HB, 1930  
Jack Riley, T, 1931  
Dal Marvil, T, 1931  
Ernest Rentner, HB, 1931  
Steve Reid, G, 1936  
Alf Bauman, T, 1940  
Max Morris, E, 1945  
Ron Burton, B, 1959  
Jack Cvercko, G, 1962  
Pat Fitzgerald, LB, 1995-96  
Damien Anderson, RB, 2000

## OHIO STATE (79)

Charles Harley, FB, 1916-17-19  
Charles Bolen, E, 1917  
Gaylord Stinchcomb, HB, 1920  
Iolas Huffman, Q-T, 1920-21  
Edwin Hess, G, 1925  
Wes Fesler, E, 1928-29-30#  
Gomer Jones, C, 1935  
Esco Sarkkinen, E, 1939  
Jack Dugger, E, 1944  
Bill Hackett, G, 1944

Les Horvath, HB, 1944#  
Warren Amiling, G-T, 1945#-46  
Vic Janowicz, HB, 1950#  
Howard Cassady, HB, 1954#-55#  
Jim Parker, G, 1956#  
Robert White, FB, 1958  
Bob Ferguson, FB, 1960#-61#  
Dave Foley, T, 1968#  
Jim Otis, FB, 1969  
Jim Stillwagon, MG, 1969-70#  
Jack Tatum, DB, 1969-70#  
John Hicks, OT, 1973#  
Randy Gradishar, LB, 1972-73#  
Kurt Schumacher, T, 1974  
Steve Myers, C, 1974  
Archie Griffin, RB, 1974#-75#  
Ted Smith, G, 1975  
Tim Fox, DB, 1975  
Bob Brudzinski, DE, 1976  
Chris Ward, T, 1976-77#  
Tom Cousineau, LB, 1977-78  
Ken Fritz, G, 1979  
Marcus Marek, LB, 1982  
Jim Lachey, OG, 1984  
Keith Byars, RB, 1984#  
Cris Carter, SE, 1986  
Chris Spielman, LB, 1986-87#  
Tom Tupa, P, 1987#  
Dan Wilkerson, DT, 1993  
Korey Stringer, OL, 1994  
Eddie George, RB, 1995#  
Orlando Pace, OL, 1995#-96  
Terry Glenn, WR, 1995  
Shawn Springs, DB, 1996  
Mike Vrabel, DL, 1996  
Andy Katzenmoyer, LB, 1997  
Rob Murphy, OL, 1998  
Antoine Winfield, DB, 1998  
LeCharles Bentley, C, 2001  
Mike Doss, DB, 2002#  
Mike Nugent, PK, 2002-04  
Matt Wilhelm, LB, 2002  
Will Allen, DB, 2003  
A.J. Hawk, LB, 2004-05#  
James Laurinaitis, LB, 2006-07#-08  
Quinn Pitcock, DL, 2006  
Troy Smith, QB, 2006#  
Malcolm Jenkins, DB, 2008  
Joey Bosa, DL, 2014#

## PENN STATE (40, 14\*)

William Dunn, C, 1906  
Bob Higgins, E, 1919  
Charles Way, B, 1920  
Glenn Killinger, B, 1921  
Harry Wilson, B, 1923  
Richie Lucas, B, 1959  
Glenn Ressler, G, 1964  
Ted Kwalick, E, 1968#  
Dennis Onkotz, LB, 1968-69  
Mike Reid, DT, 1969#  
Jack Ham, LB, 1970  
Dave Joyner, T, 1971  
Bruce Bannon, DE, 1972  
John Skorupan, LB, 1972  
John Cappelletti, B, 1973#  
Mike Hartenstine, DL, 1974  
Greg Buttle, LB, 1975  
Keith Dorney, OT, 1978#  
Chuck Fusina, QB, 1978#  
Bruce Clark, DL, 1978#-79  
Sean Farrell, OL, 1981#  
D.J. Dozier, RB, 1986  
Shane Conlan, LB, 1986  
O.J. McDuffie, WR, 1992

Ki-Jana Carter, HB, 1994#  
Kerry Collins, QB, 1994  
Jeff Hartings, OL, 1995  
Curtis Enis, HB, 1997  
Courtney Brown, DL, 1999  
LaVar Arrington, LB, 1999  
Brandon Short, LB, 1999  
Larry Johnson, RB, 2002#  
Tamba Hali, DL, 2005#  
Paul Posluszny, LB, 2005-06  
Dan Connor, LB, 2007  
Aaron Maybin, DL, 2008  
Devon Still, DT, 2011

## PURDUE (20)

Ralph Welch, HB, 1929  
Elmer Sleight, T, 1929  
Paul Moss, E, 1932#  
Duane Purvis, HB, 1933  
Dave Rankin, E, 1940  
Alex Agase, T, 1943  
Bernie Flowers, E, 1952  
Bob Griese, QB, 1965  
Leroy Keyes, HB-DB, 1967#-68#  
Chuck Kyle, MG, 1968  
Mike Phipps, QB, 1969#  
Dave Butz, DT, 1972  
Otis Armstrong, RB, 1972  
Mark Herrmann, QB, 1980#  
Dave Young, TE, 1980#  
Rod Woodson, DB, 1986  
Travis Dorsch, P, 2001  
Taylor Stubblefield, WR, 2004  
Ryan Kerrigan, DL, 2010#

## RUTGERS (4, 0\*)

Paul Robeson, E, 1917-18  
Alex Kroll, C, 1961  
Marco Battaglia, TE, 1995#

## WISCONSIN (26)

Robert Butler, T, 1912  
Ray Keller, G, 1913  
Howard Buck, T, 1915  
Charles Carpenter, C, 1919  
Ralph Scott, T, 1920  
Martin Below, T, 1923  
Milo Lubratovich, T, 1930  
Dave Schreiner, E, 1942#  
Alan Ameche, FB, 1954#  
Dan Lanphear, T, 1959#  
Pat Richter, E, 1962  
Dennis Lick, OT, 1975  
Tim Krumrie, MG, 1981  
Cory Raymer, C, 1994  
Tom Burke, DL, 1998#  
Aaron Gibson, OL, 1998  
Ron Dayne, RB, 1999  
Chris McIntosh, T, 1999  
Jamar Fletcher, DB, 2000  
Erasmus James, DL, 2004  
Joe Thomas, OL, 2006#  
Gabe Carimi, OL, 2010#  
Lance Kendricks, TE, 2010  
Montee Ball, RB, 2011-12  
Melvin Gordon, RB, 2014#

# Unanimous selection  
\* As a Big Ten member

# COLLEGE FOOTBALL HALL OF FAME SELECTIONS

Listed by year selected for Hall of Fame; Some coaches or players may appear with multiple institutions.

## CHICAGO (9)

Walter Eckersall, QB, 1951  
Amos Alonzo Stagg, Coach, 1951  
Jay Berwanger, HB, 1954  
Paul Des Jardien, C, 1955  
Andy Wyant, G/C, 1962  
Clark Shaughnessy, Coach, 1968  
Walter Steffen, QB, 1969  
Clarence Herschberger, FB, 1970  
Bob Maxwell, G, 1974

## ILLINOIS (15)

Harold Grange, HB, 1951  
Ed Hall, Coach, 1951  
Bob Zupke, Coach, 1951  
Alex Agase, G, 1963  
George Woodruff, Coach, 1963  
Charles Carney, E, 1966  
Buddy Young, HB, 1968  
Bart Macomber, HB, 1972  
J.C. Caroline, HB, 1980  
Bernie Shively, G, 1982  
Dick Butkus, C/LB, 1983  
Bob Blackman, Coach, 1987  
Al Brosky, S, 1988  
Jim Grabowski, FB, 1995  
David Williams, WR, 2005

## INDIANA (6)

Zora Clevenger, HB, 1968  
Bill Ingram, Coach, 1973  
Pete Pihos, E/FB, 1966  
George Taliaferro, HB, 1981  
John Tavener, C, 1990  
Anthony Thompson, RB, 2007

## IOWA (14)

Howard Jones, Coach, 1951  
Nile Kinnick, HB, 1951  
Duke Slater, T, 1951  
Gordon Locke, FB, 1960  
Eddie Anderson, Coach, 1971  
Aubrey Devine, QB, 1973  
Slip Madigan, Coach, 1974  
Calvin Jones, G, 1980  
Alex Karras, T, 1991  
Randy Duncan, QB, 1997  
Chuck Long, QB, 1999  
Forest Evashevski, Coach, 2000  
Hayden Fry, Coach, 2003  
Larry Station, LB, 2009

## MARYLAND (8)

Bob Ward, G/DL, 1980  
Jack Scarbath, QB, 1983  
Jim Tatum, Coach, 1984  
Dick Modzelewski, DL, 1993  
Randy White, DL, 1994  
Bob Pellegrini, G, 1996  
Jerry Claiborne, Coach, 1999  
Stan Jones, T, 2000

## MICHIGAN (36)

Bennie Freidman, QB, 1951  
Adolph Schultz, C, 1951

Fielding Yost, Coach, 1951  
Fritz Crisler, Coach, 1954  
Tom Harmon, HB, 1954  
William Heston, HB, 1954  
Bennie Oosterbaan, E, 1954  
George Little, Coach, 1955  
Tad Wieman, Coach, 1956  
Harry Kipke, HB, 1958  
Neil Snow, E, 1960  
Francis Wistert, T, 1967  
Albert Wistert, T, 1968  
Albert Benbrook, G, 1971  
John Maulbetsch, HB, 1973  
Elroy Hirsch, HB, 1974  
Harry Newman, QB, 1975  
Ron Kramer, E, 1978  
Alvin Wistert, T, 1981  
Merv Pregulman, T/C, 1982  
Ernie Vick, C, 1983  
Bob Westfall, FB, 1987  
Bob Chappuis, HB, 1988  
Bump Elliott, HB, 1989  
Ron Johnson, HB, 1992  
Bo Schembechler, Coach, 1993  
Pete Elliott, QB, 1994  
Dan Dierdorf, T, 2000  
Anthony Carter, WR, 2001  
Reggie McKenzie, G, 2002  
Jim Mandich, TE, 2004  
Tom Curtis, DB, 2005  
Dave Brown, DB, 2007  
Desmond Howard, WR, 2010  
Lloyd Carr, Coach, 2011  
Rob Lytle, RB, 2015

## MICHIGAN STATE (12)

Clarence Munn, Coach, 1959  
John Pingel, HB, 1968  
Charlie Bachman, Coach, 1978  
Don Coleman, T, 1975  
Duffy Daugherty, Coach, 1984  
George Webster, LB, 1987  
Charles Smith, DE, 1988  
Frank Waters, Coach, 2000  
Brad Van Pelt, DB, 2001  
Gene Washington, WR, 2011  
Percy Snow, LB, 2013  
Clinton Jones, HF, 2015

## MINNESOTA (22)

Bronko Nagurski, T/FB, 1951  
Henry Williams, Coach, 1951  
Bert Baston, E, 1954  
Fritz Crisler, Coach, 1954  
Herb Joesting, FB, 1954  
Ed Widseth, T, 1954  
Bernie Bierman, Coach, 1955  
Dick Wildung, T, 1957  
Francis Lund, HB, 1958  
John McGovern, QB, 1966  
Eddie Rogers, E, 1968  
Bobby Marshall, E, 1971  
Bruce Smith, HB, 1972  
Paul Giel, HB, 1975  
Leo Nomelini, T, 1977  
Clayton Tonnemaker, C, 1980  
Bobby Bell, T, 1991  
George Franck, HB, 2002  
Tom Brown, G, 2003  
Carl Eller, T, 2006  
Lou Holtz, Coach, 2008  
Sandy Stephens, QB, 2011

## NEBRASKA (23)

Dana Bible, Coach, 1951  
Ed Weir, T, 1951  
Fielding Yost, Coach, 1951  
Lawrence McCeney Jones, Coach, 1954  
George Sauer, FB, 1954  
E.N. Robinson, Coach, 1955  
Guy Chamberlin, E, 1962  
Clarence Swanson, E, 1973  
Sam Francis, FB, 1977  
Bob Devaney, Coach, 1981  
Bobby Reynolds, HB, 1984  
Forrest Behm, T, 1988  
Wayne Meylan, G, 1991  
Bob Brown, G, 1993  
Rich Glover, G, 1995  
Dave Rimington, C, 1997  
Tom Osborne, Coach, 1998  
Johnny Rodgers, WR, 2000  
Mike Rozier, RB, 2006  
Grant Wistrom, DE, 2009  
Will Shields, G, 2011  
Tommie Frazier, QB, 2013  
Trev Alberts, LB, 2015

## NORTHWESTERN (15)

Otto Graham, HB, 1956  
Alex Agase, Coach, 1963  
Lynn Waldorf, Coach, 1966  
Jimmy Johnson, QB, 1969  
Paddy Driscoll, HB, 1974  
Charlie Bachman, Coach, 1978  
Ernest Rentner, HB, 1979  
Ara Parseghian, Coach, 1980  
Ralph Baker, HB, 1981  
Steve Reid, G, 1985  
Jack Riley, T, 1988  
Edgar Manske, E, 1989  
Ron Burton, B, 1990  
Alex Sarkisian, C, 1998  
Pat Fitzgerald, LB, 2008

## OHIO STATE (31)

Charles Harley, FB, 1951  
Howard Jones, Coach, 1951  
Wes Fesler, E, 1954  
John Wilce, Coach, 1954  
Les Horvath, HB, 1969  
Francis Schmidt, Coach, 1971  
Bill Willis, T, 1971  
Gaylord Stinchcomb, HB, 1973  
Jim Parker, G, 1974  
Gust Zarnas, G, 1975  
Vic Janowicz, HB, 1976  
Jim Daniell, T, 1977  
Gomer Jones, C, 1978  
Howard Cassady, HB, 1979  
Woody Hayes, Coach, 1983  
Warren Amiling, G/T, 1984  
Archie Griffin, RB, 1986  
Aurealius Thomas, G, 1989  
Jim Stillwagon, MG, 1991  
Bob Ferguson, FB, 1996  
Randy Gradishar, LB, 1998  
John Hicks, OT, 2001  
Earl Bruce, Coach, 2002  
Jack Tatum, DB, 2004  
Jim Houston, E, 2005  
Rex Kern, QB, 2007  
John Cooper, Coach, 2008

Chris Spielman, LB, 2009  
Eddie George, RB, 2011  
Orlando Pace, OT, 2013  
Jim Tressel, Coach, 2015

## PENN STATE (23)

Hugo Bezdek, Coach, 1954  
Dick Harlow, Coach, 1954  
Bob Higgins, Coach, 1954  
Pete Mauthe, HB, 1957  
Glenn Killinger, QB, 1971  
Rip Engle, Coach, 1973  
Harry Wilson, HB, 1973  
Shorty Miller, QB, 1974  
Dexter Very, E, 1976  
Steve Suhey, G, 1985  
Richie Lucas, QB, 1986  
Mike Reid, DT, 1987  
Ted Kwalick, TE, 1989  
Jack Ham, LB, 1990  
John Cappelletti, HB, 1993  
Dennis Onkotz, LB, 1995  
Dave Robinson, E, 1997  
Glenn Ressler, C/G, 2001  
Lydell Mitchell, RB, 2004  
Keith Dorney, OT, 2005  
Joe Paterno, Coach, 2006  
Curt Warner, RB, 2009  
Shane Conlan, LB, 2014

## PURDUE (14)

Andy Smith, Coach, 1951  
Elmer Oliphant, HB, 1955  
Alex Agase, G, 1963  
Cecil Isbell, HB, 1967  
Jim Phelan, Coach, 1973  
Bob Griesse, QB, 1984  
Jack Mollenkopf, Coach, 1988  
Bump Elliott, HB, 1989  
Leroy Keyes, HB, 1990  
Jim Young, Coach, 1999  
Mike Phipps, QB, 2006  
Mark Herrmann, QB, 2010  
Otis Armstrong, HB, 2012  
Dave Butz, DT, 2014

## RUTGERS (6)

Homer Hazel, E/FB, 1951  
George Little, Coach, 1955  
George Sanford, Coach, 1971  
Harvey Harman, Coach, 1981  
Paul Robeson, E, 1995  
Alex Kroll, C, 1997

## WISCONSIN (11)

George Little, Coach, 1955  
Dave Schreiner, E, 1955  
Pat O'Dea, FB, 1962  
Robert Butler, T, 1972  
Elroy Hirsch, HB, 1974  
Alan Ameche, FB, 1975  
Martin Below, T, 1988  
Pat Harder, FB, 1993  
Pat Richter, E, 1996  
Barry Alvarez, Coach, 2010  
Ron Dayne, RB, 2013

# BIG TEN MEDAL OF HONOR

*Awarded to one male and one female from the graduating class of each member institution,  
who demonstrated athletic and academic excellence throughout their college career; All football honorees*

1915: Herman VonLackum, IOWA; Boles A. Rosenthal, MINN; Arthur S. Kiefer, OSU; Harry B. Routh, PUR.

1916: Paul S. Russell, CHI; Bernard W. Bierman, MINN; Paul Walter, PUR.

1917: Joseph M. Sprafka, MINN; Edgar Paul Williams, NU; Melvin John Proud, PUR.

1918: John Leo Klein, ILL; Wilbur J. Dalzell, IND; John VonLackum, IOWA; Alan W. Boyd, MICH; George W. Hauser, MINN; Howard F. Yerges, OSU; Herbert L. Hart, PUR.

1919: G.C. Gucheit, ILL; Homer W. Scott, IOWA; Robert E. Markley, PUR; Charles H. Carpenter, WIS.

1920: Charles G. Higgins, CHI; Charles Mockmore, IOWA; Norman W. Kingsley, MINN; Paul B. Church, PUR.

1921: Harold L. Hanisch, CHI; Robert J. Kaufmann, IOWA; Elton E. Wieman, MICH; Neal A. Arnston, MINN; Robert W. Townley, NU; Andrew J. Nemecek, OSU; Cecil George Cooley, PUR; Allan C. Davey, WIS.

1922: Herbert O. Crisler, CHI; William G. McCaw, IND; Aubrey Devine, IOWA; Robert J. Dunne, MICH; Arnold Oss, MINN; Graham Penfield, NU; Iolas M. Huffman, OSU; George Bunge, WIS.

1923: Harold A. Fletcher, CHI; Otto H. Vogel, ILL; Gordon C. Locke, IOWA; Paul C. Goebel, MICH; Rudolph Hultkrans, MINN; Harry Workman, OSU; William R. Swank, PUR; Gustave K. Tebell, WIS.

1924: Franklin C. Cappon, MICH; Earl Martineau, MINN; Guy William Davis, NU; Harry D. Steel, OSU; Edward R. Dye, PUR.

1925: Gilbert J. Roberts, ILL; John Hancock, IOWA; Louis Gross, MINN; Ferdinand J. Wellman, PUR;

1926: Graham A. Kerwin, CHI; Daniel G. Bernoske, IND; Donald Graham, IOWA; Roger Wheeler, MINN; Walter Seidel, NU; Ralph E. Seiffer, OSU; Donald S. Cunningham, PUR; Stephen H. Polaski, WIS.

1927: Carl D. Voltmer, IOWA; Robert W. Johnson, NU.

1928: Kenneth A. Rouse, CHI; Norman Gabel, MICH; Malvin J. Nydahl, MINN; William H. Droegemueller, NU; Cornelius Ackermann, OSU.

1929: Rudolph P. Leyers, CHI; George E. MacKinnon, MINN; Bertrand Fox, NU; Theodore A. Thelander, WIS.

1930: Willis A. Glassgow, IOWA; Edwin B. Poorman, MICH; Robert Tanner, MINN; Joseph A. Ujhelyi, OSU; Elmer N. Sleight, PUR.

1931: Laurence E. Oliphant, NU; Charles R. Larkins, OSU; George VanBibbler, PUR.

1933: Keith I. Parsons, CHI; Ivan B. Williamson, MICH; Kenneth Gay, MINN; Roy J. Horstmann, PUR; Nello Anthony Pacetti, WIS.

1934: Raymond F. Dauer, IND; Marshall Wells, MINN; W.P. Fehring, PUR.

1935: Ellmore C. Patterson, Jr., CHI; Don A. Veller, IND; Robert Tanner, MINN; Carl Heldt, PUR.

1936: Reed H. Kelso, IND; Glenn Seidel, MINN; Andrew Ivy, NU.

1937: Cornelius J. Walker, IOWA; Charles "Bud" Wilkinson, MINN; Albert Adelman, NU; Inwood Smith, OSU; Leonard L. Lovshin, WIS.

1938: Robert G. Lannon, IOWA; Dominic Krezowski, MINN; Ralph C. Wolf, OSU; Martin A. Schreyer, PUR.

1939: Wilbur V. Nead, IOWA; Joseph Mihal, PUR.

1940: Harold Van Every, MINN; John Thomas Ryan, NU; Esco Sarkkinen, OSU; Richard C. Potter, PUR; Ralph H. Moeller, WIS.

1941: Harold L. Zimmer, IND; James R. Murphy, Jr., IOWA; Forest Evashevski, MICH; George Franck, MINN; Glenn E. Thistlewait, NU; William J. Neff, PUR.

1942: David M. Nelson, MICH; Eugene Flick, MINN; Richard Erditz, NU.

1943: Fred Huff, IND; Thomas Farmer, IOWA; George F. Ceithaml, MICH; William E. Vickroy, Jr., OSU.

1944: Paul Grover White, MICH.

1945: Robert L. Wiese, MICH; Ben Schadler, NU; Jack R. Dugger, OSU.

1946: Arthur Harold Johnson, IOWA; Donald Steinberg, OSU; Thomas P. Hughes, PUR; Jerry Thompson, WIS.

1947: Paul G. White, MICH; Robert Sandberg, MINN; Warren E. Amling, OSU.

1948: John E. Weisenburger, MICH; Steve Silianoff, MINN; Robert O. Jabbusch, OSU; Henry Stram, PUR.

1949: T. Dwight Eddleman, ILL; Peter R. Elliott, MICH.

1950: Russell W. Steger, ILL; Walter C. Bartkiewicz, IND; Thomas R. Peterson, MICH; Donald M. Burson, NU; Norbert H. Adams, PUR; Robert J. Wilson, WIS.

1951: Don Laz, ILL; Leo R. Koceski, MICH; Everett Grandelius, MSU; Richard D. Widdoes, OSU; Neil Schmidt, PUR; David Staiger, WIS.

1952: Robert D. Gelle, MINN; Richard H. Alban, NU; John G. Durham, PUR.

1953: George Bell, IND; Burt Britzmann, IOWA; David J. Tinkham, MICH; John D. Wilson, MSU; Ryamond W. Huizinga, NU; Walter R. Viellieu, PUR; James T. Moran, WIS.

1954: Robert Lenzini, ILL; Bill Fenton, IOWA; Richard E. Balzhiser, MICH; Paul R. Giel, MINN; Norbert J. Esser, WIS.

1955: J. Daniel Cline, MICH; Sigmund Niepokoj, NU; Richard Allen Young, OSU.

1956: Andrew Hough, IOWA; Carl Nystrom, MSU; Darrell R. Cochran, MINN; Robert E. Konovsky, WIS.

1957: Terry A. Barr, MICH; Robert D. Hobert, MINN; John Smith, NU; Patrick J. Levenhagen, WIS.

1958: James B. Orwig, MICH.

1959: Walter N. Johnson, MICH; Perry Gehring, MINN; Andy Cvercko, NU; John R. Hobbs, WIS.

1960: Donald G. Noone, IND; Dale L. Hackbart, WIS.

1961: Michael Stock, NU; Gerald L. Kulcinski, WIS.

1962: Edward J. Ryan, MSU; Boyd C. Melvin, NU; Thomas M. Hughbanks, WIS.

1963: Paul Flatley, NU; Ronald S. Meyer, PUR; Hugh V. (Pat) Richter, WIS.

1964: Richard W. Deller, ILL.

1965: Douglas H. Spicer, IND; Robert W. Timberlake, MICH; Thomas W. Myers, NU; Arnold M. Chonko, OSU; William B. Howard, PUR.

1966: James S. Grabowski, ILL; Stephen A. Juday, MSU; Paul T. Faust, MINN; Donald V. Unverferth, OSU; David N. Fronek, WIS.

1967: David R. Fisher, MICH; Eugene Washington, MSU; Kenneth C. Ramsey, NU; Willard F. Sande, OSU; Robert A. Griese, PUR.

1968: Tony Williams, IOWA; Richard F. Vidmer, MICH; Thomas A. Garretson, NU; James P. Beime, PUR.

1969: Scott Miller, IOWA; Ronald A. Johnson, MICH; Allen Brenner, MSU; Noel C. Jenke, MINN; David Edward Foley, OSU; Charles Douglas Kyle, PUR; Karl Rudat, WIS.

1970: William H. Wolfe, IND; Richard Saul, MSU; Bruce Hubbard, NU; Michael E. Phipps, PUR.

1971: Mark Stevens, IND; John Rodman, NU.

1972: Robert Bucklin, ILL; Dave Triplett, IOWA; Bruce N. Elliott, MICH; Maurice Daigneau, NU; Rick Simon, OSU.

1973: Gregory J. Strunk, NU; Keith D. Nosbusch, WIS.

1974: David D. Gallagher, MICH; Steven A. Craig, NU; Randolph C. Gradishar, OSU.

1975: Robert C. Fick, IOWA; Lawrence G. Burton, Jr., PUR.

1976: Bob Elliott, IOWA; Kim Girkins, NU; Brian Baschnagel, OSU; Kenneth Novak, PUR.

1977: Lionel (Ty) Willingham, MSU; Tony Dungy, MINN; Randy Dean, NU.

1978: Rod Sears, IOWA; Derek Howard, MICH; Larry Bethea, MSU.

1979: David Abrams, IND; Tim Gutshall, IOWA.

1980: Mark Brammer, MSU; Ken Loushin, PUR; Tom G. Stauss, WIS.

1981: Kevin Speer, IND; John Wangler, MICH; Jim Ford, NU.

# BIG TEN MEDAL OF HONOR

1982: Bob Stephenson, IND; Brad Webb, IOWA; Morten Andersen, MSU; Tim Seneff, PUR; David Mohapp, WIS.

1983: Joe Smith, OSU.

1984: George Gianokopolous, IND; Stefan Humphries, MICH; John Kidd, NU; John Frank, OSU.

1985: Jim Bobbitt, NU.

1986: Jim Juriga, ILL; Larry Station, IOWA; Mike Lanese, OSU; Jim Everett, PUR.

1987: Ken Higgins, MICH; Dean Altobelli, MSU; Bob Dirkes, NU.

1988: Mike Flagg, IOWA; Paul Gruber, WIS.

1989: Peter Freund, ILL; Scott Powell, OSU.

1990: Joe Staysniak, OSU.

1991: Scott Boatman, IND; Bob Christian, NU.

1992: Mike Hopkins, ILL; Mark Hagen, IND.

1993: Matt Whitaker, IOWA.

1994: Forry Wells, ILL; Steve Wasylk, MSU; Craig Fayak, PSU.

1995: Todd Collins, MICH; Joey Galloway, OSU.

1996: John Hammerstein, IND; Jay Riemersma, MICH; Jeff Hartings, PSU.

1997: Tom Lukawski, IND; Pat Fitzgerald, NU; Greg Bellisari, OSU.

1998: Brian Musso, NU.

1999: Derek Rose, IOWA; Jon Jansen, MICH.

2000: Matt Snyder, IND; Rob Renes, MICH.

2001: Shawn Mason, MSU; Ben Hamilton, MINN; Drew Brees, PUR.

2002: Aaron Kampman, IOWA; Josh Thornhill, MSU; Zak Kustok, NU; Travis Dorsch, PUR.

2003: Andrew Lightfoot, IOWA; Gene Mruczkowski, PUR.

2004: Nate Kaeding, IOWA; Ben Hartsock, OSU; John Standeford, PUR.

2005: Sean Considine, IOWA; Luis Castillo, NU; Jim Leonhard, WIS.

2006: Drew Stanton, MSU; Greg Eslinger, MINN; Brett Basanez, NU.

2007: Will Meyers, IND; Drew Stanton, MSU; Matt Spaeth, MINN; Mike Otto, PUR; Joe Thomas, WIS.

2008: J Leman, ILL; Mike Klinkenborg, IOWA; Jared Armstrong, PUR.

2009: Austin Starr, IND; Eric Peterman, NU; Brian Robiskie, OSU.

2010: Jon Asamoah, ILL; Blair White, MSU

2011: Ben Chappell, IND; Julian Vandervelde, IOWA; Stefen Wisniewski, PSU; Kyle Adams, PUR; Gabe Carimi, WIS.

2012: Kirk Cousins, MSU; Peter Konz, WIS.

2013: John Urschel, PSU; Robert Maci, PUR.

2014: Nathan Scheelhaase, ILL; James Morris, IOWA

2015: Mark Murphy, IND; Mike Sadler, MSU; Brandon Vitabile, NU; David Milewski, RU.



# INDIVIDUAL BIG TEN HONORS

## CHICAGO TRIBUNE MOST VALUABLE PLAYER

*Honoring the Big Ten's most valuable player, as awarded by the Chicago Tribune. First presented in 1924.*

1924	Red Grange, JR, B, ILL
1925	Tim Lowry, SR, C, NU
1926	Benny Friedman, SR, QB, MICH
1927	Ken Rouse, SR, C, CHI
1928	Chuck Bennett, SR, HB, IND
1929	Willis Glassgow, SR, HB, IOWA
1930	Wes Fesler, SR, E, OSU
1931	Clarence Munn, SR, G, MINN
1932	Harry Newman, SR, QB, MICH
1933	Joe Laws, SR, QB, IOWA
1934	Pug Lund, SR, B, MINN
1935	Jay Berwanger, SR, QB, CHI
1936	Vernon Huffman, SR, QB, IND
1937	Corbett Davis, SR, FB, IND
1938	Howard Weiss, SR, FB, WIS
1939	Nile Kinnick, SR, HB, IOWA
1940	Tom Harmon, SR, HB, MICH
1941	Jack Graf, SO, FB, OSU
1942	Dave Schreiner, SR, E, WIS
1943	Otto Graham, SR, HB, NU
1944	Les Horvath, SR, HB, OSU
1945	Ollie Cline, SO, FB, OSU
1946	Alex Agase, SR, G, ILL
1947	Bump Elliott, SR, HB, MICH
1948	Art Murakowski, JR, FB, NU
1949	Bob "Red" Wilson, SR, C, WIS
1950	Vic Janowicz, JR, HB, OSU
1951	Bill Reichardt, SR, FB, IOWA
1952	Paul Giel, JR, HB, MINN
1953	Paul Giel, SR, HB, MINN
1954	Alan Ameche, SR, FB, WIS
1955	Howard Cassady, SR, HB, OSU
1956	Kenny Ploen, SR, QB, IOWA
1957	Jim Pace, SR, HB, MICH
1958	Randy Duncan, SR, QB, IOWA
1959	Bill Burrell, SR, G, ILL
1960	Tom Brown, SR, G, MINN
1961	Sandy Stephens, SR, QB, MINN
1962	Ron Vander Kelen, SR, QB, WIS
1963	Dick Butkus, JR, C—LB, ILL
1964	Bob Timberlake, SR, QB, MICH
1965	Jim Grabowski, SR, FB, ILL
1966	Bob Griese, SR, QB, PUR
1967	Leroy Keyes, JR, HB, PUR
1968	Ron Johnson, SR, HB, MICH
1969	Mike Phipps, SR, QB, PUR
1970	Mike Adamele, SR, HB, NU
1971	Eric Allen, SR, HB, MSU
1972	Otis Armstrong, SR, HB, PUR
1973	Archie Griffin, SO, HB, OSU
1974	Archie Griffin, JR, HB, OSU
1975	Cornelius Greene, SR, QB, OSU
1976	Rob Lytle, SR, TB, MICH
1977	Larry Bethea, SR, DT, MSU
1978	Rick Leach, SR, QB, MICH
1979	Tim Clifford, JR, QB, IND
1980	Mark Herrmann, SR, QB, PUR
1981	Art Schlichter, SR, QB, OSU
1982	Anthony Carter, SR, WR, MICH
1983	Don Thorp, SR, DT, ILL
1984	Keith Byars, JR, TB, OSU
1985	Chuck Long, SR, QB, IOWA
1986	Jim Harbaugh, SR, QB, MICH
1987	Lorenzo White, SR, TB, MSU
1988	Anthony Thompson, JR, TB, IND
1989	Anthony Thompson, SR, TB, IND
1990	Nick Bell, SR, RB, IOWA
1991	Desmond Howard, JR, SE, MICH
1992	Lee Gissendaner, JR, WR, NU
1993	Brent Moss, JR, RB, WIS
1994	Kerry Collins, SR, QB, PSU

1995	Eddie George, SR, RB, OSU
1996	Orlando Pace, JR, OT, OSU
1997	Charles Woodson, JR, CB, MICH
1998	Joe Germaine, SR, QB, OSU
1999	Ron Dayne, SR, RB, WIS
2000	Drew Brees, SR, QB, PUR
2001	Antwaan Randle El, SR, QB, IND
2002	Brad Banks, SR, QB, IOWA
2003	Chris Perry, SR, RB, MICH
2004	Braylon Edwards, SR, WR, MICH
2005	Michael Robinson, SR, QB, PSU
2006	Troy Smith, SR, QB, OSU
2007	Rashard Mendenhall, JR, RB, ILL
2008	Shonn Greene, JR, RB, IOWA
2009	Brandon Graham, SR, DE, MICH (co) Daryll Clark, SR, QB, PSU (co)
2010	Denard Robinson, SO, QB, MICH
2011	Montee Ball, JR, RB, WIS
2012	Braxton Miller, SO, QB, OSU
2013	Braxton Miller, JR, QB, OSU
2014	Melvin Gordon, JR, RB, WIS

## PLAYER OF THE YEAR

*As selected by Media Panel (M) and/or Big Ten Coaches (C); sanctioned by AP (media) and UPI (coaches) until 1989.*

1982	Anthony Carter, SR, WR, MICH (C)
1983	Don Thorp, SR, DT, ILL (C)
1984	Keith Byars, JR, TB, OSU
1985	Chuck Long, SR, QB, IOWA (C) Lorenzo White, SO, TB, MSU (C)
1986	Jim Harbaugh, SR, QB, MICH (C)
1987	Ernie Jones, SR, WR, IND (M) Lorenzo White, SR, TB, MSU (C)
1988	Anthony Thompson, JR, TB, IND
1989	Anthony Thompson, SR, TB, IND

## OFFENSIVE PLAYER OF THE YEAR

*As selected by Media Panel (M) and/or Big Ten Coaches (C); Beginning in 2011, combined coaches and media vote determined the Graham-George Offensive Player of the Year, named after Northwestern's Otto Graham and Ohio State's Eddie George.*

1990	Tico Duckett, SO, TB, MSU (M) Nick Bell, SR, RB, IOWA (C) Matt Rodgers, JR, QB, IOWA (C) Jon Vaughn, SO, TB, MICH (C)
1991	Desmond Howard, JR, SE, MICH
1992	Tyrone Wheatley, SO, RB, MICH
1993	Brent Moss, JR, RB, WIS
1994	Kerry Collins, SR, QB, PSU
1995	Eddie George, SR, RB, OSU
1996	Orlando Pace, JR, OT, OSU
1997	Tavian Banks, SR, RB, IOWA (M) Curtis Enis, JR, RB, PSU (C)
1998	Joe Germaine, SR, QB, OSU (C) Drew Brees, SO, QB, PUR (M)
1999	Ron Dayne, SR, RB, WIS
2000	Drew Brees, SR, QB, PUR
2001	Antwaan Randle El, SR, QB, IND
2002	Brad Banks, SR, QB, IOWA
2003	Chris Perry, SR, RB, MICH
2004	Braylon Edwards, SR, WR, MICH
2005	Michael Robinson, SR, QB, PSU (C) Brett Basanez, SR, QB, NU (M)
2006	Troy Smith, SR, QB, OSU
2007	Rashard Mendenhall, JR, RB, ILL
2008	Shonn Greene, JR, RB, IOWA
2009	John Clay, SO, RB, WIS
2010	Denard Robinson, SO, QB, MICH
2011	Montee Ball, JR, RB, WIS
2012	Braxton Miller, SO, QB, OSU
2013	Braxton Miller, JR, QB, OSU
2014	Melvin Gordon, JR, RB, WIS

## DEFENSIVE PLAYER OF THE YEAR

*As selected by Media Panel (M) and/or Big Ten Coaches (C); Beginning in 2011, combined coaches and media vote determined the Nagurski-Woodson Defensive Player of the Year, named after Minnesota's Bronko Nagurski and Michigan's Charles Woodson.*

1990	Darrick Brownlow, SR, LB, ILL (M) Moe Gardner, SR, NT, ILL (C)
1991	Troy Vincent, SR, CB, WIS (M) Leroy Smith, SR, DE, IOWA (C)
1992	Jeff Zgonina, SR, DT, PUR (M) Steve Tovar, SR, LB, OSU (C)
1993	Dana Howard, JR, LB, ILL Dan Wilkinson, SO, DT, OSU (M)
1994	Dana Howard, SR, LB, ILL
1995	Pat Fitzgerald, JR, LB, NU
1996	Pat Fitzgerald, SR, LB, NU (M) Shawn Springs, JR, CB, OSU (C)
1997	Charles Woodson, JR, CB, MICH
1998	LaVar Arrington, SO, LB, PSU (C) Tom Burke, SR, DE, WIS (M)
1999	Courtney Brown, SR, DE, PSU
2000	Jamar Fletcher, JR, DB, WIS
2001	Larry Foote, SR, LB, MICH
2002	Michael Doss, SR, DB, OSU (C) Michael Haynes, SR, DE, PSU (M)
2003	Will Smith, SR, DE, OSU
2004	Erasmus James, SR, DE, WIS
2005	A.J. Hawk, SR, LB, OSU
2006	LaMarr Woodley, SR, DE, MICH
2007	James Laurinaitis, JR, LB, OSU
2008	James Laurinaitis, SR, LB, OSU
2009	Jared Odrick, SR, DT, PSU (C) Greg Jones, JR, LB, MSU (M)
2010	Ryan Kerrigan, SR, DE, PUR
2011	Devon Still, SR, DT, PSU
2012	John Simon, SR, DE, OSU
2013	Chris Borland, SR, LB, WIS
2014	Joey Bosa, SO, DE, OSU

## FRESHMAN OF THE YEAR

*As selected by Media Panel (M) and/or Big Ten Coaches (C); Beginning in 2011, combined coaches and media vote determined the Thompson-Randle El Freshman of the Year, named after Minnesota's Darrell Thompson and Indiana's Antwaan Randle El.*

1986	Darrell Thompson, TB, MINN (C)
1987	Tony Lowery, QB, WIS (C)
1988	Ed Sutter, LB-P, NU (M) Brian Fox, QB, PUR (C)
1989	Eric Hunter, QB, PUR
1990	Robert Smith, TB, OSU
1991	Corey Rogers, TB, PUR
1992	Simeon Rice, DL, ILL (M) Korey Stringer, OT, OSU (C)
1993	Reggie Garnett, MLB, MSU
1994	Orlando Pace, OT, OSU
1995	Curtis Enis, RB, PSU (M) Charles Woodson, DB, MICH (C)
1996	Andy Katzenmoyer, LB, OSU Ron Dayne, RB, WIS (C)
1997	Anthony Thomas, RB, MICH
1998	Antwaan Randle El, QB, IND
1999	Brooks Bollinger, QB, WIS
2000	Stuart Schweigert, DB, PUR
2001	Anthony Davis, RB, WIS
2002	Maurice Claret, RB, OSU
2003	Laurence Maroney, RB, MINN Steve Breaston, WR, MICH, (C)
2004	Michael Hart, RB, MICH
2005	Tyrell Sutton, RB, NU
2006	P.J. Hill, RB, WIS
2007	Arrelious Benn, WR, ILL
2008	Terrelle Pryor, QB, OSU

# INDIVIDUAL BIG TEN HONORS

2009	Chris Borland, LB, WIS
2010	James White, RB, WIS
2011	Braxton Miller, QB, OSU
2012	Deion Barnes, DE, PSU
2013	Christian Hackenberg, QB, PSU
2014	J.T. Barrett, QB, OSU

## COACH OF THE YEAR

*As chosen by Big Ten coaches from 1982-91; beginning in 2011, coaches vote determined the Hayes-Schembechler Coach of the Year, named after Ohio State's Woody Hayes and Michigan's Bo Schembechler.*

1982	Bo Schembechler, MICH
1983	Mike White, ILL
1984	Leon Burtnett, PUR
1985	Bo Schembechler, MICH
1986	Bill Mallory, IND
1987	George Perles, MSU
1988	John Mackovic, ILL
1989	Bo Schembechler, MICH
1990	Hayden Fry, IOWA
1991	Hayden Fry, IOWA
2011	Brady Hoke, MICH
2012	Bill O'Brien, PSU
2013	Mark Dantonio, MSU
2014	Jerry Kill, MINN

## DAVE McCLAIN COACH OF THE YEAR

*As chosen by Big Ten media beginning in 1972 and named after Wisconsin's Dave McClain.*

1972	Bo Schembechler, MICH
1973	Woody Hayes, OSU
1974	Denny Stolz, MSU
1975	Woody Hayes, OSU
1976	Bo Schembechler, MICH
1977	Darryl Rogers, MSU
1978	Jim Young, PUR
1979	Earle Bruce, OSU
1980	Bo Schembechler, MICH
1981	Hayden Fry, IOWA
1982	Dennis Green, NU
1983	Mike White, ILL
1984	Leon Burtnett, PUR
1985	Bo Schembechler, MICH
1986	Bill Mallory, IND
1987	Bill Mallory, IND
1988	John Mackovic, ILL
1989	John Mackovic, ILL
1990	Hayden Fry, IOWA
1991	Gary Moeller, MICH
1992	Gary Moeller, MICH
1993	Barry Alvarez, WIS
1994	Joe Paterno, PSU
1995	Gary Barnett, NU
1996	Gary Barnett, NU
1997	Joe Tiller, PUR
1998	Barry Alvarez, WIS
1999	Glen Mason, MINN
2000	Randy Walker, NU
2001	Ron Turner, ILL
2002	Kirk Ferentz, IOWA
2003	John L. Smith, MSU
2004	Kirk Ferentz, IOWA
2005	Joe Paterno, PSU
2006	Bret Bielema, WIS
2007	Ron Zook, ILL
2008	Joe Paterno, PSU
2009	Kirk Ferentz, IOWA
2010	Mark Dantonio, MSU
2011	Brady Hoke, MICH
2012	Bill O'Brien, PSU
2013	Mark Dantonio, MSU
2014	Jerry Kill, MINN

## OFFENSIVE LINEMAN OF THE YEAR

*As chosen by Big Ten radio broadcasters until 1991, coaches vote until 2010; Beginning in 2011, combined coaches and media vote determined the Rimington-Pace Offensive Lineman of the Year, named for Nebraska's Dave Rimington and Ohio State's Orlando Pace.*

1984	Jeff Dellenbach, SR, G, WIS
1985	Mike Haight, SR, T, IOWA
1986	Dave Croston, SR, G, IOWA
1987	Tony Mandarich, JR, T, MSU
1988	Tony Mandarich, SR, T, MSU
1989	Bob Kula, SR, T, MSU
1990	no award
1991	Greg Skrepenak, SR, T, MICH
1992	Mike Devlin, SR, C, IOWA
1993	Korey Stringer, SO, T, OSU
1994	Korey Stringer, JR, T, OSU
1995	Orlando Pace, SO, T, OSU
1996	Orlando Pace, JR, T, OSU
1997	Flozell Adams, SR, T, MSU
1998	Jon Jansen, SR, T, MICH
1999	Chris McIntosh, SR, T, WIS
2000	Steve Hutchinson, SR, G, MICH
2001	LeCharles Bentley, SR, C, OSU
2002	Eric Steinbach, SR, OL, IOWA
2003	Robert Gallery, SR, T, IOWA
2004	David Baas, SR, C, MICH
2005	Greg Eslinger, SR, C, MINN
2006	Jake Long, JR, T, MICH
2007	Jake Long, SR, T, MICH
2008	A.Q. Shipley, SR, C, PSU
2009	Bryan Bulaga, JR, T, IOWA
2010	Gabe Carimi, SR, T, WIS
2011	David Molk, SR, C, MICH
2012	Taylor Lewan, JR, T, MICH
2013	Taylor Lewan, SR, T, MICH
2014	Brandon Scherff, SR, T, IOWA

## DEFENSIVE LINEMAN OF THE YEAR

*As chosen by Big Ten radio broadcasters until 1991, coaches vote until 2010; Beginning in 2011, combined coaches and media vote determined the Smith-Brown Defensive Lineman of the Year, named for Michigan State's Bubba Smith and Penn State's Courtney Brown.*

1984	Paul Hufford, SR, DT, IOWA
1985	Mike Hammerstein, SR, DT, MICH
1986	Eric Kumerow, JR, OLB, OSU
1987	Dave Haight, JR, NG, IOWA
1988	Mark Messner, SR, DT, MICH
1989	Moe Gardner, JR, NT, ILL
1990	no award
1991	Leroy Smith, SR, DE, IOWA
1992	Chris Hutchinson, SR, DL, MICH
1993	Dan Wilkinson, SO, T, OSU
1994	Simeon Rice, JR, DE, ILL
1995	Mike Vrabel, JR, DE, OSU
1996	Mike Vrabel, SR, DE, OSU
1997	Jared DeVries, JR, DL, IOWA
1998	Tom Burke, SR, DL, WIS
1999	Courtney Brown, SR, DE, PSU
2000	Wendell Bryant, JR, DL, WIS
2001	Karon Riley, SR, DE, MINN
2001	Wendell Bryant, SR, DL, WIS
2002	Jimmy Kennedy, SR, DT, PSU
2003	Will Smith, SR, DE, OSU
2004	Erasmus James, SR, DE, WIS
2005	Tamba Hali, SR, DE, PSU
2006	LaMarr Woodley, SR, DE, MICH
2007	Vernon Gholston, JR, DE, OSU
2008	Mitch King, SR, DT, IOWA
2009	Jared Odrick, SR, DT, PSU
2010	Ryan Kerrigan, SR, DE, PUR

2011	Devon Still, SR, DT, PSU
2012	John Simon, SR, DE, OSU
2013	Shilique Calhoun, SO, DE, MSU
2014	Joey Bosa, SO, DE, OSU

## GRANGE-GRIFFIN CHAMPIONSHIP GAME MVP

*Named for Illinois' Red Grange and Ohio State's Archie Griffin; awarded to the Big Ten Championship Game most valuable player; determined by media vote.*

2011	Russell Wilson, SR, QB, WIS
2012	Montee Ball, SR, RB, WIS
2013	Connor Cook, SO, QB, MSU
2014	Cardale Jones, SO, QB, OSU

## DUNGY-THOMPSON HUMANITARIAN AWARD

*Post-collegiate honor named for Minnesota's Tony Dungy and Indiana's Anthony Thompson.*

2011	George Talianferro, IND
2012	Chris Spielman, OSU
2013	Drew Brees, PUR
2014	Brian Griese, MICH

## FORD-KINNICK LEADERSHIP AWARD

*Post-collegiate honor named for Michigan's Gerald Ford and Iowa's Nile Kinnick.*

2011	Archie Griffin, OSU
2012	Jon Runyan, MICH
2013	Gene Washington, MSU
2014	Mike Hopkins, ILL

## GRIESE-BREES QUARTERBACK OF THE YEAR

*Named for Purdue's Bob Griese and Drew Brees; determined by combined coaches and media vote.*

2011	Russell Wilson, SR, WIS
2012	Braxton Miller, SO, OSU
2013	Braxton Miller, JR, OSU
2014	J.T. Barrett, FR, OSU

## AMECHE-DAYNE RUNNING BACK OF THE YEAR

*Named for Wisconsin's Alan Ameche and Ron Dayne; determined by combined coaches and media vote.*

2011	Montee Ball, JR, WIS
2012	Montee Ball, SR, WIS
2013	Carlos Hyde, SR, OSU
2014	Melvin Gordon, JR, WIS

## RICHTER-HOWARD RECEIVER OF THE YEAR

*Named for Wisconsin's Pat Richter and Michigan's Desmond Howard; determined by combined coaches and media vote.*

2011	Marvin McNutt, SR, IOWA
2012	Allen Robinson, SO, PSU
2013	Allen Robinson, JR, PSU
2014	Tony Lippett, SR, MSU

## KWALICK-CLARK TIGHT END OF THE YEAR

*Named for Penn State's Ted Kwalick and Iowa's Dallas Clark; determined by combined coaches and media vote.*

2011	Drake Dunsmore, SR, NU
2012	Jacob Pedersen, JR, WIS
2013	Devin Funchess, JR, MICH
2014	Maxx Williams, JR, MINN

# INDIVIDUAL BIG TEN HONORS

---

## **BUTKUS-FITZGERALD LINEBACKER OF THE YEAR**

*Named for Illinois' Dick Butkus and Northwestern's Pat Fitzgerald; determined by combined coaches and media vote.*

2011 Lavonte David, SR, NEB  
2012 Michael Mauti, SR, PSU  
2013 Chris Borland, SR, WIS  
2014 Mike Hull, SR, PSU

## **TATUM-WOODSON DEFENSIVE BACK OF THE YEAR**

*Named for Ohio State's Jack Tatum and Purdue's Rod Woodson; determined by combined coaches and media vote.*

2011 Alfonzo Dennard, SR, NEB  
2012 Micah Hyde, SR, IOWA  
2013 Darqueze Dennard, SR, MSU  
2014 Kurtis Drummond, SR, MSU

## **BAKKEN-ANDERSEN KICKER OF THE YEAR**

*Named for Wisconsin's Jim Bakken and Michigan State's Morten Andersen; determined by combined coaches and media vote.*

2011 Brett Maher, JR, NEB  
2012 Brett Maher, SR, NEB  
Jeff Budzien, JR, NU  
2013 Jeff Budzien, SR, NU  
2014 Brad Craddock, JR, MD

## **EDDLEMAN-FIELDS PUNTER OF THE YEAR**

*Named for Illinois' Dike Eddleman and Michigan State's Brandon Fields; determined by combined coaches and media vote.*

2011 Brett Maher, JR, NEB  
2012 Will Hagerup, JR, MICH  
2013 Cody Webster, SR, PUR  
2014 Peter Mortell, JR, MINN

# FIRST-TEAM ALL-BIG TEN

## CHICAGO (40)

Walter Eckersall, QB, 1906  
Walter Steffen, HB-QB, 1906-07-08  
Leo DeTray, HB, 1907  
Harry Iddings, HB, 1907  
Arthur Hoffman, T, 1908  
Harold "Hal" Iddings, HB, 1908  
Harlan "Pat" Page, E, 1908-09  
William Crawley, HB, 1909  
Charles Rademacher, G, 1911  
Clark Sauer, HB, 1911  
Horace Scruby, G, 1911  
Paul "Shorty" DesJardien, C, 1912-13-14  
Earl Huntington, E, 1913  
Nelson "Nels" Norgren, HB, 1913  
Paul "Pete" Russell, QB, 1913-15  
Laurens Shull, T, 1914-15  
Philbrick Jackson, T, 1916  
Charles Higgins, G-T, 1917-19  
Charles McGuire, T, 1920-21  
Herb "Fritz" Crisler, E, 1921  
Ralph King, C, 1922  
Lloyd Rohrke, G, 1923  
Franklin Gowdy, T, 1924  
Joseph Pondelik, G, 1924  
Harry Thomas, FB, 1924  
Fred Henderson, T, 1925  
Austin "Five Yards" McCarty, FB, 1925  
Kenneth Rouse, C, 1927  
Jay Berwanger, HB, 1934-35  
Elmore Patterson, C, 1934

## ILLINOIS (170)

Forest Van Hook, G, 1906-07-08  
Glenn Butzer, G, 1909-10  
Otto Seiler, HB, 1910  
John "Heavy" Twist, C, 1910  
Ralph "Sloolie" Chapman, G, 1914  
George "Potsy" Clark, QB, 1914  
Harold Pogue, HB, 1914  
George Squier, E, 1914-15  
Frank "Bart" Macomber, HB-QB, 1915-16  
John Watson, C, 1915  
Leonard Charpier, G, 1916  
Burt Ingwersen, T, 1918  
Jesse Kirkpatrick, HB, 1918  
Albert Mohr, G, 1918  
Clarence Applegran, G, 1919  
John Depler, C, 1919-20  
Charles Carney, E, 1920  
Walter "Jack" Crangle, FB, 1920  
Donald Peden, HB, 1921  
James McMillen, G, 1922-23  
Harold "Red" Grange, HB, 1923-24-25  
Charles Kassell, E, 1924-25  
Bernie Shively, G, 1925-26  
Robert Reitsch, C, 1926-27  
Albert "Butch" Nowack, T, 1927-28  
Judson "Jud" Timm, HB, 1927  
Russell Crane, G, 1929  
Gil Berry, HB, 1932  
Jack Beynon, QB, 1934  
Chuck Galbreath, T, 1934  
Edward Gryboski, G, 1935  
Elvin Sayre, C, 1936  
Jim Reeder, T, 1939  
Ralph Serpico, G, 1944  
Claude "Buddy" Young, HB, 1944  
Alex Agase, G, 1946  
Lou Agase, T, 1947  
Ike Owens, E, 1947  
Russ Steger, B, 1947  
Johnny Karras, B, 1949-51

Chuck Brown, G, 1950  
Tony Klimek, E, 1950  
Dick Raklovits, B, 1950  
Bill Vohaska, C, 1950  
Chuck Boerio, C, 1951  
Charles Studley, G, 1951  
Chuck Ulrich, T, 1951  
Al Brosky, B, 1952  
Tom O'Connell, B, 1952  
Frank Wodziak, E, 1952  
J.C. Caroline, B, 1953  
Jan Smid, G, 1953  
Bobby Mitchell, B, 1955  
Abe Woodson, B, 1956  
Bill Burrell, G, 1958-59  
Rich Kreitling, E, 1958  
Joe Rutgens, T, 1959-60  
Tony Panilli, G, 1961  
Dick Butkus, C, 1963-64  
Archie Sutton, T, 1963-64  
George Donnelly, B, 1964  
Jim Grabowski, B, 1964-65  
John Wright, SE, 1964  
Ron Acks, B, 1965  
Don Hansen, LB, 1965  
Ken Kmiec, E, 1966  
Bruce Sullivan, B, 1966  
Ron Bess, B, 1967  
Tony Pleviak, T, 1968  
Doug Dieken, E, 1970  
Tab Bennett, E, 1971  
Larry McCarren, C, 1972  
Mike Wells, QB, 1972  
Mike Gow, DB, 1973  
Octavus Morgan, DE, 1973  
Garvin Roberson, E, 1973  
Tom Hicks, LB, 1974  
Dan Beaver, K, 1975-76  
Joe Smalzer, E, 1975  
Scott Studwell, LB, 1976  
Kevin Pancratz, G, 1977  
John Sullivan, LB, 1977  
Greg Boeke, C, 1981  
Tony Eason, QB, 1981-82  
Mike Bass, PK, 1982  
Mike Martin, WR, 1982  
Chris Babyar, OG, 1983-84  
Dwight Beverly, TB, 1983  
Mark Butkus, DT, 1983  
Jim Juriga, OT, 1983-84-85  
Craig Swoope, DB, 1983  
Don Thorp, DT, 1983  
Chris White, PK, 1983-84-85  
Cap Boso, TE, 1984  
Thomas Rooks, RB, 1984  
David Williams, WR, 1984-85  
Guy Teafatiller, DT, 1985  
Scott Davis, DE, 1987  
Darrick Brownlow, LB, 1988-89-90  
Glen Cobb, DB, 1988  
Moe Gardner, DT, 1988-89-90  
Mel Agee, DT, 1989-90  
Jeff George, QB, 1989  
Henry Jones, DB, 1989  
Curt Lovelace, C, 1989-90  
Shawn Wax, WR, 1990  
Mike Poloskey, OLB, 1991  
Tim Simpson, OG, 1991  
Brad Hopkins, OT, 1992  
Dana Howard, LB, 1992-93-94  
John Holecek, LB, 1993  
Simeon Rice, OLB, 1993-94-95  
Kevin Hardy, LB, 1994-95  
Fred Wakefield, DL, 2000  
Jay Kulaga, OG, 2001  
Tony Pashos, OT, 2001-02

Eugene Wilson, DB, 2001  
Steve Weatherford, P, 2004  
J Leman, LB, 2006-07  
Vontae Davis, DB, 2007-08  
Rashard Mendenhall, RB, 2007  
Martin O'Donnell, OG, 2007  
Arrelious Benn, WR, 2008  
Brit Miller, LB, 2008  
Mikel Leshoure, RB, 2010  
Anthony Santella, P, 2010  
Martez Wilson, LB, 2010  
A.J. Jenkins, WR, 2011  
Whitney Mercilus, DL, 2011

## INDIANA (96)

Hezlep W. Clark, HB, 1906  
Homer Dutter, T, 1909-10  
Arthur "Cotton" Berndt, E, 1910  
Allen Messick, G, 1910  
William McCaw, G, 1919  
John Matthew, G, 1927  
Charles "Chuck" Bennett, HB, 1928  
Clare Randolph, C, 1928  
Joe Zeller, G, 1931  
Robert Jones, G, 1933  
Vernon Huffman, HB, 1936  
Corby Davis, FB, 1937  
Bob Haak, T, 1937-38  
George Miller, C, 1937  
Frank Petrick, E, 1938  
Billy Hillenbrand, QB-HB, 1941-42  
Bob Hoernschemeyer, QB, 1943  
Pete Pihos, E-QB, 1943-45  
John Tavener, C, 1944  
Ted Kluszewski, E, 1945  
George Taliaferro, HB, 1945  
John Cannady, C, 1946  
Russell Deal, T, 1946  
Ben Raimondi, QB, 1946  
Howard Brown, G, 1947  
George Taliaferro, B, 1948  
Gene Gedman, B, 1952  
Brad Bomba, E, 1955  
Earl Faison, E, 1960  
Marv Woodson, B, 1962  
Tom Nowatzke, B, 1963-64  
Don Croftcheck, G, 1964  
Bill Malinchak, E, 1964  
Tom Shuette, G, 1966  
Gary Cassells, G, 1967  
Harry Gonso, QB, 1967  
Ken Kaczmarek, LB, 1967  
Jim Sniadecki, LB, 1967  
Jade Butcher, E, 1968-69  
Nate Cunningham, B, 1968  
Don DeSalle, G, 1969  
John Isenbarger, B, 1969  
Chris Gartner, K, 1972  
Glenn Scolnik, E, 1972  
Courtney Snyder, B, 1974  
Donnie Thomas, LB, 1975  
Keith Calvin, SE, 1977  
Ric Enis, RB, 1977  
Charles Peal, OT, 1977  
Mark Heidel, C, 1978  
Joe Norman, LB, 1978  
Tim Wilbur, DB, 1979-80  
Bob Stephenson, TE, 1981  
Duane Gunn, WR, 1982-83  
Joe Fitzgerald, LB, 1984  
Van Waiters, OLB, 1986-87  
Ernie Jones, WR, 1987  
Don Shrader, OG, 1987-88  
Willie Bates, LB, 1988  
Joe Huff, DE, 1988

Pete Stoyanovich, PK, 1988  
Anthony Thompson, RB, 1988-89  
Mike Dumas, DB, 1989-90  
Macky Smith, P, 1990  
Scott Bonnell, PK, 1991-92  
Vaughn Dunbar, RB, 1991  
Rod Coleman, TE, 1991  
Jim DiGiulio, P, 1992-93  
Bill Manolopolous, PK, 1993  
Hurvin McCormack, DT, 1993  
Adewale Ogunleye, LB, 1997  
Drew Hagan, P, 1999  
Antwaan Randle El, QB, 2001  
Levron Williams, RB, 2001  
James Hardy, WR, 2007  
Greg Middleton, DL, 2007  
Tracy Porter, DB, 2007  
Austin Starr, PK, 2007  
Jammie Kirlew, DL, 2008  
Tandon Doss, WR, 2009-10  
Tevin Coleman, RB, 2014

## IOWA (211)

Carrol "Chick" Kirk, HB, 1908  
Archie "Bunt" Kirk, T, 1913  
Fred Becker, C, 1916  
Harry Hunzelman, G, 1918  
Ronald Reed, E, 1918  
Lester Belding, E, 1919  
Fred Lohman, FB, 1919  
Fred "Duke" Slater, T, 1919-20-21  
Aubrey Devine, QB, 1920-21  
Gordon Locke, FB, 1921-22  
Paul Minick, G, 1922  
George Thompson, T, 1922  
Frank Lowell Otte, E, 1923-24  
Leland Parkin, QB, 1924  
Wesley "Wes" Fry, HB, 1925  
Emerson Nelson, T, 1926  
Richard Brown, C, 1928  
Willis "Bill" Glassgow, HB, 1928-29  
Fred Roberts, G, 1929  
Joe Laws, QB, 1933  
Francis Schammel, T-G, 1933  
Oze Simmons, HB, 1935  
Nile Kinnick, HB, 1937-39  
Bob Lannon, E, 1937  
Erwin Prasse, E, 1938-39  
Mike Enich, T, 1939  
Lester "Dick" Hoerner, FB, 1946  
Bill Kay, T, 1948  
Bill Reichardt, B, 1950-51  
Bill Fenton, E, 1952  
Jerry Hilgenberg, C, 1953  
Calvin Jones, G, 1953-55  
Frank Gilliam, E, 1956  
Alex Karras, T, 1956-57  
Ken Ploen, B, 1956  
Don Suchy, C, 1956  
Frank Bloomquist, G, 1957  
Jim Gibbons, E, 1957  
Randy Duncan, QB, 1958  
Willie Fleming, B, 1958  
Bob Jeter, B, 1959  
Don Norton, E, 1959  
Larry Ferguson, B, 1960-62  
Wilburn Hollis, B, 1960  
Mark Manders, G, 1960  
Wally Hilgenberg, G, 1963  
Mike Reilly, G, 1963  
Karl Nonan, E, 1964  
Gary Snook, QB, 1964  
Dave Long, E, 1965  
John Niland, G, 1965  
John Meskimen, G, 1968-69



# FIRST-TEAM ALL-BIG TEN

Ed Podolak, B, 1968  
 Craig Clemons, B, 1971  
 Brian Rollins, E, 1973  
 Earl Douthitt, DB, 1974  
 Joe Devlin, G, 1975  
 Rod Walters, DT, 1975  
 Tom Rusk, LB, 1977  
 Jay Hilgenberg, C, 1979  
 Dennis Mosely, TB, 1979  
 Leven Weiss, LB, 1979  
 John Harty, DT, 1980  
 Mark Bortz, DT, 1981-82  
 Mel Cole, LB, 1981  
 Pat Dean, DT, 1981  
 Ron Hallstrom, OG, 1981  
 Lou King, DB, 1981  
 Reggie Roby, P, 1981-82  
 Andre Tippett, DE, 1981  
 Bobby Stoops, DB, 1982  
 John Alt, OT, 1983  
 Chuck Long, QB, 1983-84-85  
 Paul Hufford, DT, 1983-84  
 Dave Moritz, WR, 1983  
 Larry Station, LB, 1983-84-85  
 Mike Stoops, DB, 1983-84  
 Ronnie Harmon, RB, 1984-85  
 George Little, DT, 1984  
 Devon Mitchell, DB, 1984  
 Jeff Drost, DT, 1985-86  
 Mike Haight, OT, 1985  
 Rob Houghtlin, K, 1985-87  
 Jay Norvell, DB, 1985  
 Hap Peterson, DT, 1985  
 Rick Bayless, RB, 1986  
 Dave Croston, OT, 1986  
 Dave Haight, DT, 1986-87-88  
 Bob Kratch, OG, 1986-88  
 Kerry Burt, DB, 1987  
 Marv Cook, TE, 1987-88  
 Quinn Early, WR, 1987  
 Chuck Hartlieb, QB, 1987-88  
 Devon Harberts, WR, 1988  
 Joe Mott, DE, 1988  
 Brad Quast, LB, 1988-89  
 Jim Johnson, DT, 1989-90  
 Nick Bell, RB, 1990  
 Melvin Foster, LB, 1990  
 Merton Hanks, DB, 1990  
 Matt Rodgers, QB, 1990-91  
 Matt Ruhlman, DT, 1990  
 Mike Titley, TE, 1990  
 Rob Baxley, OT, 1991  
 John Derby, LB, 1991  
 Mike Devlin, C, 1991-92  
 Ron Geater, DE, 1991  
 Danan Hughes, WR, 1991  
 Mike Saunders, RB, 1991  
 Leroy Smith, DE, 1991  
 Alan Cross, TE, 1992  
 Scott Davis, OT, 1992  
 Carlos James, DB, 1992  
 Mike Wells, DL, 1992-93  
 Nick Gallery, P, 1995-96  
 Jared DeVries, OL, 1996-97-98  
 Damien Robinson, CB, 1996  
 Sedrick Shaw, RB, 1996  
 Ross Verba, OT, 1996  
 Tavian Banks, RB, 1997  
 Tim Dwight, WR, 1997  
 Mike Goff, OG, 1997  
 Aaron Kampman, DL, 2001  
 Bob Sanders, DB, 2001-02-03  
 Eric Steinbach, OG, 2001-02  
 Brad Banks, QB, 2002  
 Fred Barr, LB, 2002  
 Dallas Clark, TE, 2002

Colin Cole, DL, 2002  
 Robert Gallery, OT, 2002-03  
 Howard Hodges, DL, 2002  
 Nate Kaeding, K, 2002-03  
 Bruce Nelson, C, 2002  
 Fred Russell, RB, 2002  
 Abdul Hodge, LB, 2003-04  
 Matt Roth, DL, 2003-04  
 Jonathan Babineaux, DL, 2004  
 Chad Greenway, LB, 2004-05  
 Drew Tate, QB, 2004  
 Kenny Iwebema, DL, 2005  
 Jovon Johnson, DB, 2005  
 Mike Jones, OG, 2006  
 Mitch King, DL, 2007-08  
 Shonn Greene, RB, 2008  
 Brandon Myers, TE, 2008  
 Seth Olsen, OG, 2008  
 Pat Angerer, LB, 2009  
 Bryan Bulaga, OT, 2009  
 Adrian Clayborn, DL, 2009-10  
 Tony Moeaki, TE, 2009  
 Dace Richardson, OG, 2009  
 Tyler Sash, DB, 2009-10  
 Amari Spivey, DB, 2009  
 Derrell Johnson-Koulianos, WR, 2010  
 Shaun Prater, DB, 2010-11  
 Marvin McNutt, WR, 2011  
 Riley Reiff, OT, 2011  
 Micah Hyde, DB, 2012  
 C.J. Fiedorowicz, TE, 2013  
 B.J. Lowery, DB, 2013  
 Brandon Scherff, OT, 2013-14

## MARYLAND (2)

Brad Craddock, K, 2014  
 William Likely, DB, 2014

## MICHIGAN (402)

Joseph Maddock, T, 1902-03  
 William Heston, FB, 1902-03-04  
 Curtis Redden, E, 1902-03  
 Thomas Hammond, HB, 1904-05  
 Frank Longman, FB, 1904-05  
 John "Joe" Curtis, T, 1904-05-06  
 Henry Schulte, G, 1905  
 Adolph "Germany" Schulz, C, 1905-07  
 John Garrels, FB, 1906  
 Harry Hammond, E, 1907  
 Walter Rheinschild, T, 1907  
 Angus Goetz, T, 1918  
 Frank Steketee, HB, 1918-20  
 Henry "Ernie" Vick, C, 1918-21  
 Robert "Duke" Dunne, G, 1921  
 Harry Kipke, HB, 1922-23  
 Bernard "Bernie" Kirk, E, 1922  
 Jack Blott, C, 1923  
 Stanley Muirhead, T, 1923  
 Bob Brown, G, 1925  
 Thomas Edwards, T, 1925  
 Benny Friedman, QB, 1925-26  
 Harry Hawkins, T, 1925  
 Bennie Oosterbaan, E, 1925-26-27  
 William Flora, E, 1926  
 Raymond Baer, G, 1927  
 Louis Gilbert, HB, 1927  
 Otto Pommerening, G, 1928  
 Alan Bovard, C, 1929  
 Maynard Morrison, C, 1930-31  
 Harry Newman, QB, 1930-32  
 Bill Hewitt, HB, 1931  
 Ivan Williamson, E, 1931-32  
 Charles Bernard, C, 1932-33  
 Francis Wistert, T, 1932-33

Herman Everhardus, HB, 1933  
 Fred "Ted" Petoskey, E, 1933  
 Matthew Patanelli, E, 1935  
 Ralph Heikkinen, G, 1937-38  
 Forest Evashevski, QB, 1938-40  
 Tom Harmon, HB, 1938-39-40  
 Ralph Fritz, G, 1940  
 Ed Frutig, E, 1940  
 Bob Ingalls, C, 1941  
 Bob Westfall, FB, 1941  
 George Ceithaml, QB, 1942  
 Julius Franks, G, 1942  
 Albert Wistert, T, 1942  
 Bill Daley, HB-FB, 1943  
 Fred Negus, C, 1943  
 Bob Wiese, HB-FB, 1943-44  
 Milan Lazetich, T, 1944  
 Joe Ponsetto, QB, 1944  
 Harold Watts, C, 1945  
 Bob Chappius, HB, 1946-47  
 Elmer Madar, E, 1946  
 Chalmers Elliott, B, 1947  
 Bob Mann, E, 1947  
 Howard Yerges, B, 1947  
 Pete Elliott, B, 1948  
 Rick Rifenburg, E, 1948  
 Dominic Tomasi, G, 1948  
 Alvin Wistert, T, 1948-49  
 Lloyd Heneveld, G, 1949  
 Charles Ortmann, B, 1949-50  
 Don Dufek, B, 1950  
 Al Wahl, T, 1950  
 Tom Johnson, T, 1951  
 Lowell Perry, E, 1951  
 Dick O'Shaughnessy, C, 1952  
 Bob Timm, G, 1952  
 Art Walker, T, 1952-54  
 Roger Zatkoff, T, 1952  
 Stavros Canakes, T, 1953  
 Ted Kress, E, 1953  
 Bob Topp, E, 1953  
 Ron Kramer, E, 1954-56  
 Tom Maentz, E, 1955  
 Jim Pace, B, 1957  
 Bennie McRae, 1961  
 Tom Keating, T, 1963  
 Joe O'Donnell, G, 1963  
 Tom Cecchini, LB, 1964  
 Jim Conley, E, 1964  
 Bob Timberlake, QB, 1964  
 Bill Yearby, T, 1964-65  
 Tom Mack, T, 1965  
 Rick Volk, B, 1965-66  
 Carl Ward, B, 1965  
 Don Bailey, G, 1966  
 Jack Clancy, E, 1966  
 Jim Detwiler, B, 1966  
 Dave Fisher, B, 1966  
 Frank Nunley, LB, 1966  
 Joe Dayton, C, 1967  
 Ron Johnson, B, 1967-68  
 Tom Stincic, B, 1967-68  
 Dennis Brown, QB, 1968  
 Tom Curtis, T, 1968-69  
 Tom Goss, T, 1968  
 Jim Mandich, E, 1968-69  
 Phil Seymour, E, 1968-70  
 Dan Dierdorf, T, 1969-70  
 Marty Huff, LB, 1969-70  
 Guy Murdock, C, 1969-70  
 Billy Taylor, B, 1969-70  
 Thom Darden, B, 1970-71  
 Henry Hill, LB, 1970  
 Reggie McKenzie, G, 1970-71  
 Don Moorhead, QB, 1970  
 Pete Newell, T, 1970

Paul Staroba, E, 1970  
 Mike Keller, E, 1971  
 Mike Taylor, LB, 1971  
 Dave Brown, DB, 1972-73-74  
 Tom Coyle, G, 1972  
 Fred Grambau, DT, 1972  
 Randy Logan, DB, 1972  
 Paul Seymour, T, 1972  
 Ed Shuttlesworth, FB, 1972-73  
 Clint Spearman, DE, 1972  
 Dennis Franklin, QB, 1973  
 Dave Gallagher, DT, 1973  
 Clint Haslerig, B, 1973  
 Mike Hoban, G, 1973  
 Tim Davis, MG, 1974-75  
 Don Dufek, DB, 1974-75  
 Dennis Franks, C, 1974  
 Dan Jilek, DE, 1974-75  
 Jeff Perlinger, DT, 1974  
 Steve Strinko, LB, 1974  
 Gordon Bell, TB, 1975  
 Jim Czirr, C, 1975  
 Greg Morton, DT, 1975-76  
 Calvin O'Neal, LB, 1975-76  
 Jim Smith, WB, 1975-76  
 John Anderson, DE, 1976-77  
 Rick Leach, QB, 1976-77-78  
 Rob Lytle, RB, 1976  
 Mark Donahue, OG, 1976-77  
 Walt Downing, C, 1976-77  
 Bill Dufek, OT, 1976  
 Dwight Hicks, DB, 1977  
 Mike Kenn, OT, 1977  
 Jim Pickens, DB, 1977  
 John Arbezniak, OG, 1978-79  
 Russell Davis, FB, 1978  
 Jon Giesler, OT, 1978  
 Curtis Greer, DT, 1978-79  
 Mike Harden, DB, 1978  
 Mike Jolly, DB, 1978-79  
 Ron Simpkins, LB, 1978-79  
 Mike Trgovac, MG, 1979-80  
 Butch Woolfolk, TB, 1979-81  
 Kurt Becker, OG, 1980-81  
 Andy Cannavino, LB, 1980  
 Anthony Carter, WR, 1980-81-82  
 George Lilja, C, 1980  
 Ed Muransky, OT, 1980-81  
 Mel Owens, LB, 1980  
 Bubba Paris, OT, 1980-81  
 John Powers, OG, 1980  
 Keith Bostic, DB, 1982  
 Tom Dixon, C, 1982-83  
 Paul Girgash, LB, 1982  
 Stefan Humphries, OT, 1982-83  
 Lawrence Ricks, TB, 1982  
 Rich Strenger, OT, 1982  
 Robert Thompson, LB, 1982  
 Bob Bergeron, PK, 1983  
 Kevin Brooks, DT, 1983-84  
 Evan Cooper, DB, 1983  
 Al Sincich, MG, 1983  
 Mike Mallory, LB, 1984-85  
 Brad Cochran, DB, 1985  
 Mike Hammerstein, DT, 1985  
 Eric Kattus, TE, 1985  
 Mark Messner, DT, 1985-86-87-88  
 Clay Miller, OT, 1985  
 John Elliott, OT, 1986-87  
 Mark Hammerstein, OG, 1986  
 Jim Harbaugh, QB, 1986  
 Andy Moeller, LB, 1986  
 Jamie Morris, RB, 1986-87  
 Garland Rivers, DB, 1986  
 Mike Husar, OG, 1987-88  
 John Vitale, C, 1987-88

# FIRST-TEAM ALL-BIG TEN

David Arnold, DB, 1988  
 Tony Boles, RB, 1988-89  
 Mike Gillette, PK, 1988; P, 1988  
 John Kolesar, WR, 1988  
 J.D. Carlson, K, 1989-90-91  
 Dean Dingman, OG, 1989-90  
 Derrick Walker, TE, 1989  
 Tripp Welborne, DB, 1989-90  
 Erick Anderson, LB, 1990-91  
 Tom Dohring, OT, 1990  
 Desmond Howard WR, 1990-91  
 Greg Skrepenak, OT, 1990-91  
 Jon Vaughn, DB, 1990  
 Matt Elliott, OG, 1991  
 Mike Evans, DT, 1991  
 Elvis Grbac, QB, 1991-92  
 Chris Hutchinson, OLB, 1991-92  
 Ricky Powers, RB, 1991  
 Derrick Alexander, WR, 1992  
 Corwin Brown, DB, 1992  
 Steve Everitt, C, 1992  
 Joe Cocozzo, OG, 1992  
 Rob Doherty, OT, 1992  
 Matt Dyson, LB, 1992  
 Tony McGee, TE, 1992  
 Shonte Peoples, DB, 1992  
 Doug Skene, OG, 1992  
 Tyrone Wheatley, RB, 1992-93-94  
 Ty Law, DB, 1993-94  
 Buster Stanley, DT, 1993  
 Remy Hamilton, PK, 1994  
 Jason Horn, DT, 1994-95  
 Steve Morrison, LB, 1994  
 Amani Toomer, WR, 1994  
 Jarrett Irons, LB, 1995-96  
 Rod Payne, C, 1995-96  
 Jon Runyan, OT, 1995  
 Clarence Thompson, DB, 1995  
 Charles Woodson, CB, 1995-96-97  
 William Carr, DL, 1996  
 Damon Denson, OG, 1996  
 Jerame Tuman, TE, 1996-97-98  
 Zach Adami, C, 1997  
 Brian Griese, QB, 1997  
 Steve Hutchinson, OG, 1997-98-99-00  
 Jon Jansen, OT, 1997-98  
 Marcus Ray, DB, 1997  
 Glen Steele, DL, 1997  
 Sam Sword, LB, 1997  
 Andre Weathers, DB, 1997  
 Jeff Backus, OT, 1999-00  
 Ian Gold, LB, 1999  
 Tommy Hendricks, DB, 1999  
 Rob Renes, DL, 1999  
 David Terrell, WR, 1999-00  
 Larry Foote, LB, 2000-01  
 Anthony Thomas, RB, 2000  
 Jonathan Goodwin, OG, 2001  
 Dan Rumishek, DL, 2001  
 Marquise Walker, WR, 2001  
 David Baas, OG, 2002-03; C, 2004  
 Victor Hobson, LB, 2002  
 Marlin Jackson, DB, 2002-04  
 Tony Pape, OT, 2002-03  
 Braylon Edwards, WR, 2003-04  
 John Navarre, QB, 2003  
 Chris Perry, RB, 2003  
 Michael Hart, RB, 2004-06  
 Matt Lentz, OG, 2004-05  
 Tim Massaquoi, TE, 2004  
 Ernest Shazor, DB, 2004  
 Adam Stenavich, OT, 2004-05  
 Gabe Watson, DL, 2004-05  
 Jason Avant, WR, 2005  
 Alan Branch, DL, 2006  
 Leon Hall, DB, 2006

David Harris, LB, 2006  
 Adam Kraus, OG, 2006-07  
 Jake Long, OT, 2006-07  
 Mario Manningham, WR, 2006-07  
 Garrett Rivas, PK, 2006  
 LaMarr Woodley, DL, 2006  
 Chad Henne, QB, 2007  
 Zoltan Mesko, P, 2008-09  
 Brandon Graham, DL, 2009  
 Donovan Warren, DB, 2009  
 David Molk, C, 2010-11  
 Nenard Robinson, QB, 2010  
 Will Hagerup, P, 2012  
 Taylor Lewan, OT, 2012-13  
 Patrick Omameh, OG, 2012  
 Blake Countess, DB, 2013  
 Devin Funchess, TE, 2013  
 Jake Ryan, LB, 2014

## MICHIGAN STATE (167)

Leroy Bolden, T, 1953  
 Don Dohoney, E, 1953  
 Steve Juday, QB, 1955  
 Norm Masters, T, 1955  
 Earl Morrall, QB, 1955  
 Pat Burke, T, 1957  
 Dan Currie, C, 1957  
 Ellison Kelly, G, 1957-58  
 Walt Kowalczyk, B, 1957  
 Jim Ninowski, QB, 1957  
 Sam Williams, E, 1957-58  
 Dean Look, B, 1959  
 Herb Adderley, B, 1960  
 Dave Behrman, T-C, 1961-62  
 George Saimes, B, 1961-62  
 Sherman Lewis, B, 1963  
 Dan Underwood, E, 1963  
 Dick Gordon, B, 1964  
 Charles Migvanka, B, 1964  
 Jerry Rush, T, 1964  
 Ron Goovert, LB, 1965  
 Don Japinga, B, 1965  
 Clinton Jones, B, 1965-66  
 Harold Lucas, MG, 1965  
 Charles Smith, E, 1965-66  
 Gene Washington, E, 1965-66  
 George Webster, B, 1965-66  
 Bob Apisa, B, 1966  
 Tony Conti, G, 1966  
 Nick Jordan, T, 1966  
 Jesse Phillips, B, 1966  
 Charles Thornhill, LB, 1966  
 Jerry West, T, 1966  
 George Chatlos, E, 1967  
 Charles Bailey, T, 1968  
 Al Brenner, E-B, 1968  
 Ron Curl, T, 1969-72  
 Rich Saul, E, 1969  
 Ron Saul, G, 1969  
 Eric Callen, B, 1971  
 Brad VanPelt, DB, 1971-72  
 Gail Clark, LB, 1972  
 Billy Joe DuPree, E, 1972  
 Bill Simpson, DB, 1972-73  
 Levi Jackson, B, 1974  
 Terry McClowry, LB, 1974  
 Otto Smith, DE, 1974  
 Jim Taubert, DT, 1974  
 Mike Cobby, TE, 1975-76  
 Tom Hannon, DB, 1975-76  
 Larry Bethea, DT, 1977  
 Hans Nielson, K, 1977  
 Al Pitts, C, 1977  
 Ray Stachowitz, P, 1977-78-79-80  
 Mark Brammer, TE, 1978-79

Eugene Byrd, WR, 1978  
 Kirk Gibson, FL, 1978  
 Tom Graves, DB, 1978  
 Jim Hinesly, OT, 1978  
 Melvin Land, DT, 1978  
 Dan Bass, LB, 1979  
 Morten Anderson, K, 1981  
 Carl Banks, LB, 1981-82-83  
 James Burroughs, DB, 1981  
 Tom Piette, C, 1981  
 Phil Parker, FS, 1983-84-85  
 Jim Morrissey, LB, 1984  
 Greg Montgomery, P, 1985-86-87  
 Lorenzo White, TB, 1985-87  
 John Wojciechowski, OG, 1985  
 Shane Bullough, LB, 1986  
 Andre Rison, SE, 1986  
 Todd Krumm, DB, 1987  
 Tony Mandarich, OT, 1987-88  
 John Miller, DB, 1987-88  
 Pat Shurmur, C, 1987  
 Percy Snow, LB, 1987-88-89  
 Harlon Barnett, DB, 1989  
 Travis Davis, DT, 1989  
 Courtney Hawkins, WR, 1989-91  
 Bob Kula, OT, 1989  
 Tico Duckett, TB, 1990-92  
 Carlos Jenkins, OLB, 1990  
 Jim Johnson, OT, 1990  
 John Langeloh, K, 1990  
 Eric Moten, OT, 1990  
 Duane Young, TE, 1990  
 Chuck Bullough, LB, 1991  
 Brian DeMarco, OT, 1994  
 Demetrice Martin, DB, 1994  
 Flozell Adams, OT, 1997  
 Ike Reese, LB, 1997  
 Jason Strayhorn, C, 1998  
 Plaxico Burress, WR, 1999  
 Amp Campbell, DB, 1999  
 Craig Jarrett, P, 1999  
 Julian Peterson, LB, 1999  
 Robaire Smith, DL, 1999  
 Renaldo Hill, DB, 2000  
 Josh Thornhill, LB, 2000-01  
 Charles Rogers, WR, 2002  
 Brandon Fields, P, 2003-04-06  
 Sean Poole, OT, 2004  
 Jonal Saint-Dic, DL, 2007  
 Greg Jones, LB, 2008-09-10  
 Javon Ringer, RB, 2008  
 Otis Wiley, DB, 2008  
 Brett Swenson, K, 2009  
 Blair White, WR, 2009  
 Edwin Baker, RB, 2010  
 Aaron Bates, P, 2010  
 Dan Conroy, K, 2010  
 Johnny Adams, DB, 2011-12  
 Joel Foreman, OG, 2011  
 Trenton Robinson, DB, 2011  
 Jerel Worthy, DL, 2011  
 Le'Veon Bell, RB, 2012  
 Max Bullough, LB, 2012-13  
 Darqueze Dennard, DB, 2012-13  
 Mike Sadler, P, 2012-13  
 Shilique Calhoun, DL, 2013-14  
 Kurtis Drummond, DB, 2013-14  
 Isaiah Lewis, DB, 2013  
 Jack Allen, C, 2014  
 Tony Lippett, WR, 2014  
 Trae Waynes, DB, 2014

## MINNESOTA (185)

George Case, T, 1906-07  
 Robert "Bobby" Marshall, E, 1906  
 Theodore Vita, G, 1906  
 Harry Capron, E, 1907  
 Orren Safford, C, 1908  
 H.E. Farnam, C, 1909  
 John McGovern, QB, 1909-10  
 Earl Pickering, FB, 1909  
 Reuben Rosenwald, HB, 1909-10-11  
 James Walker, T, 1909-10  
 Lisle Johnston, FB, 1910  
 Clifford Morrell, C, 1911  
 Clark Shaughnessy, FB, 1913  
 Lorin Solon, E-FB, 1913-14  
 Albert "Bert" Baston, E, 1915-16  
 Bernard "Bernie" Bierman, FB, 1915  
 Merton Dunnigan, G, 1915  
 Conrad L. Eklund, G, 1916  
 Frank Mayer, T, 1916  
 Arnold "Pudge" Wyman, FB, 1916  
 George Hauser, T, 1917  
 Norman Kingsley, FB, 1918  
 Arnold Oss, HB, 1919  
 Festus Tierney, G, 1920  
 Earl Martineau, HB, 1922  
 Ray Eklund, E, 1923  
 George Abramson, G, 1924  
 Ted Cox, T, 1924  
 Len Walsh, G, 1925  
 Mitchell Gary, T, 1926-27  
 Harold Hanson, T-G, 1926-27  
 Herbert Joesting, FB, 1926-27  
 Roger Wheeler, E, 1926  
 Harold "Shorty" Almquist, QB, 1927  
 Kenneth Haycraft, E, 1927-28  
 George Gibson, G, 1928  
 Fred Hovde, QB, 1928  
 Bronko Nagurski, T, 1929  
 Robert Tanner, E, 1929  
 Clarence Munn, G, 1930-31  
 Jack Manders, FB, 1931  
 Marshall Wells, T, 1932  
 Frank "Butch" Larson, E, 1933-34  
 Francis "Pug" Lund, HB-FB, 1933-34  
 Phil Bengtson, T, 1934  
 Bill Bevan, G, 1934  
 Bob Tenner, E, 1934  
 Edwin Widseth, T, 1934-35-36  
 Sheldon Beise, FB, 1935  
 Vernal "Babe" LeVoi, QB, 1935  
 Dick Smith, T, 1935  
 Charles "Bud" Wilkinson, G, 1935  
 Andy Uram, HB, 1936  
 Rudy Gmitro, HB, 1937  
 Ray King, E, 1937  
 Lou Midler, T, 1937  
 Francis Twedell, G, 1937-38  
 Wilbur Moore, QB, 1938  
 Win Pedersen, T, 1939  
 George Franck, HB, 1940  
 Urban Odson, T, 1940  
 Bill Daley, HB, 1941  
 Bob Fitch, E, 1941  
 Len Levy, G, 1941  
 Bruce Smith, HB, 1941  
 Dick Wildung, T, 1941-42  
 Paul Mitchell, T, 1943  
 Leo Nomellini, G, 1947-48-49  
 Harry Grant, E, 1948-49  
 Clayton Tonnemaker, C, 1949  
 Paul Giel, B, 1952-53  
 Bob McNamara, B, 1952-54  
 Percy Zachary, G, 1952  
 Bob Hobert, T, 1956

# FIRST-TEAM ALL-BIG TEN

Mike Wvendonson, C, 1958  
Tom Brown, G, 1960  
Greg Larson, C, 1960  
Bob Bell, T, 1961-62  
Tom Hall, E, 1961  
Sandy Stephens, B, 1961  
John Campbell, E, 1962  
Julian Hook, G, 1962  
Carl Eller, T, 1963  
Aaron Brown, E, 1964-65  
Kraig Lofquist, B, 1964-65  
McKinley Boston, T, 1967  
Tom Sakal, B, 1967  
Bob Stein, E, 1967-68  
John Williams, T, 1967  
Dick Enderle, G, 1968  
Noel Jenke, B, 1968  
Ray Parson, E, 1969  
Bill Light, LB, 1970-71-72  
Jeff Wright, B, 1970  
Doug Kingsriter, E, 1971  
John King, LB, 1972  
Keith Fahnhorst, T, 1973  
Steve Neils, DE, 1973  
Keith Simons, DT, 1975  
George Adzick, DB, 1976  
Steve Midboe, DB, 1977  
Paul Rogind, K, 1977-78  
Marion Barber, RB, 1978-80  
Keith Brown, DB, 1978  
Stan Sytsma, DE, 1978  
Elmer Bailey, E, 1979  
Jeff Schuh, DE, 1980  
Garry White, FB, 1980  
Ken Dallafor, OT, 1981  
Jim Fahnhorst, LB, 1981  
Bruce Holmes, LB, 1986  
Chip Lohmiller, PK, 1986  
Darrell Thompson, RB, 1986  
Jon Leverenz, LB, 1987  
Troy Wolkow, OG, 1987  
Chris Thome, C, 1990  
Patt Evans, TE, 1991  
Sean Lumpkin, DB, 1991  
Chris Darkins, RB, 1994  
Ed Hawthorne, DT, 1994  
Lamanzer Williams, DL, 1997  
Tyrone Carter, SS, 1998-99  
Ben Hamilton, C, 1999-00  
Thomas Hamner, RB, 1999  
Karon Riley, DL, 1999-00  
Ron Johnson, WR, 2000  
Willie Middlebrooks, DB, 2000  
Jack Brewer, DB, 2001  
Marion Barber III, RB, 2003  
Greg Eslinger, C, 2003-04-05  
Ben Utecht, TE, 2003  
Ukee Dozier, DB, 2004  
Laurence Maroney, RB, 2004-05  
Rian Melander, OT, 2004  
Mark Setterstrom, OG, 2004-05  
Matt Spaeth, TE, 2005-06  
Eric Decker, WR, 2008-09  
Willie VanDeSteeg, DL, 2008  
Ra'Shede Hageman, DL, 2013  
Brock Vereen, DB, 2013  
Briean Boddy-Calhoun, DB, 2014  
Zac Epping, OG, 2014  
Peter Mortell, P, 2014  
Maxx Williams, TE, 2014  
Damien Wilson, LB, 2014

## NEBRASKA (15)

Rex Burkhead, RB, 2011  
Lavonte David, LB, 2011

Alfonzo Dennard, DB, 2011  
Brett Maher, P, 2011; K, 2011-12  
Spencer Long, OG, 2012  
Eric Martin, DL, 2012  
Taylor Martinez, QB, 2012  
Daimion Stafford, DB, 2012  
Ameer Abdullah, RB, 2013  
Ciante Evans, DB, 2013  
Randy Gregory, DL, 2013-14  
Kenny Bell, WR, 2014

## NORTHWESTERN (134)

Wilbur Hightower, HB, 1914  
John "Paddy" Driscoll, HB, 1916  
Lloyd Ellingwood, HB, 1917  
Robert Koehler, FB, 1917  
John Ulrich, G, 1917  
Marshall Underhill, QB, 1918  
Graham Penfield, G, 1920  
Ralph "Moon" Baker, HB, 1924-26  
Leland "Tiny" Lewis, FB, 1925  
Tim Lowry, C, 1925  
Justin Dart, G, 1926  
Robert Johnson, T, 1926  
Waldo Fisher, E, 1927  
Walter Holmer, FB, 1928  
Henry Anderson, G, 1929  
Russell Bergherm, FB, 1929  
Milton Erickson, C, 1929  
Frank Baker, E, 1930  
Lee Hanley, HB, 1930  
Ernest "Pug" Rentner, FB-HB, 1930-31  
Fayette "Reb" Russell, FB, 1930  
Wade "Red" Woodworth, G, 1930  
Dallas Marvil, T, 1931  
Jack Riley, T, 1931  
Edgar Manske, E, 1933  
Henry Longfellow, E, 1935  
Paul Tangora, G, 1935  
Don Heap, HB, 1936-37  
John Kovatch, E, 1936  
Steve Reid, G, 1936  
Lester Schreiber, G, 1936  
Fred Vanzo, QB, 1936  
Cleo Diehl, E, 1938  
Bob Voigts, T, 1938  
John Haman, C, 1939  
Hal Method, G, 1939  
Alf Bauman, T, 1940-41  
Paul Hiemenz, C, 1940  
Joe Lokanc, G, 1940  
Bob Motl, E, 1941  
Otto Graham, HB, 1943  
Herb Hein, E, 1943  
James Lecture, G, 1945  
Max Morris, E, 1945  
Vic Schwall, HB, 1946  
Art Murakowski, B, 1948  
Alex Sarkisian, C, 1948  
Don Burson, B, 1949  
Don Stonesifer, E, 1950  
Don McRae, G, 1951  
Jot Collier, E, 1952  
Ray Huzinga, T, 1952  
Bob McKeiver, B, 1956  
Al Viola, G, 1956  
Ron Burton, B, 1958-59  
Andy Cvercko, T, 1958  
Jim Andreotti, C, 1959  
Gene Gossage, T, 1959  
Mike Stock, B, 1959  
Elbert Kimbrough, E, 1960  
Fate Echols, T, 1961  
Larry Onesti, C, 1961  
Jack Cvercko, G, 1962  
Chuck Logan, E, 1963  
Joe Cerne, C, 1964  
Phil Clark, B, 1966  
Dick Emmerich, KS, 1967  
Bruce Gunstra, G, 1967  
Jack Rudnay, C, 1968  
Mike Adamle, FB, 1969-70  
Eric Hutchinson, B, 1970-71  
Barry Peason, B, 1970-71  
John Rodman, T, 1970  
Mick Sikich, C, 1970  
Joe Zigulich, C, 1970  
Maurie Daigneau, QB, 1971  
Tom McCreight, T, 1971  
Steve Craig, E, 1972-73  
Jim Lash, E, 1972  
Mike Varty, LB, 1973  
Paul Hiemenz, T, 1974  
Paul Jasinskis, C, 1975  
Pete Shaw, DB, 1975-76  
Scott Yelvington, SE, 1976  
Chris Hinton, OT, 1982  
John Kidd, P, 1983  
Keith Cruise, DT, 1984  
Rich Borresen, TE, 1986  
John Duvic, K, 1986  
Richard Buchanan, WR, 1989-90  
Lee Gissendaner, WR, 1992  
Paul Burton, P, 1994  
Matt O'Dwyer, OG, 1994  
Darnell Autry, RB, 1995-96  
Pat Fitzgerald, LB, 1995-96  
Rob Johnson, C, 1995  
Chris Martin, DB, 1995  
Ryan Padgett, OG, 1995  
Sam Valenzisi, PK, 1995  
D'Wayne Bates, WR, 1996-98  
Justin Chabot, OG, 1996  
Steve Schnur, QB, 1996  
Casey Dailey, DL, 1997  
Barry Gardner, LB, 1997-98  
Brian Gowins, PK, 1997  
Damien Anderson, RB, 2000  
Dwayne Missouri, DL, 2000  
Billy Silva, LB, 2000  
Tim McGarigle, LB, 2004  
Brett Basanez, QB, 2005  
Corey Wootton, DL, 2008  
Sherrick McManis, DB, 2009  
Brad Phillips, DB, 2009  
Jeremy Ebert, WR, 2010  
Dan Persa, QB, 2010  
Drake Dunsmore, TE, 2011  
Brian Peters, DB, 2011  
Jeff Budzien, K, 2012-13

## OHIO STATE (381)

Boyd Cherry, E, 1914  
Charles "Chic" Harley, HB, 1916-17-19  
Charles "Shifty" Bolen, E, 1917  
Harold "Hap" Courtney, T, 1917  
Kelley VanDyne, C, 1917  
Clarence MacDonald, E, 1918  
Gaylord "Pete" Stinchcomb, QB-HB, 1919-20  
Cyril "Truck" Myers, E, 1921  
Dean Trott, G, 1921  
Harry "Hoge" Workman, QB, 1923  
Edwin Hess, G, 1925-26  
Marty Karow, HB, 1926  
Leo Raskowski, T, 1926-27  
Wesley Fesler, E, 1928-29-30  
Lew Hinchman, HB, 1930-31-32  
Carl Cramer, QB, 1931  
Joe Gailus, G, 1932-33  
Sid Gillman, E, 1932  
Ted Rosequist, T, 1932  
Regis Monahan, G, 1934  
Merle Wendt, E, 1934-35-36  
Gomer Jones, C, 1935  
Charles Hamrick, T, 1936  
Inwood Smith, G, 1936  
Carl Kaplanoff, T, 1937  
Jim McDonald, QB, 1937  
Ralph Wolf, C, 1937  
Gust Zarnas, G, 1937  
Vic Marino, G, 1939  
Esco Sarkkinen, E, 1939  
Don Scott, QB, 1939-40  
Lindell Houston, G, 1942  
Paul Sarringhaus, HB, 1942  
Bob Shaw, E, 1942  
Bill Willis, T, 1943-44  
Jack Dugger, E, 1944  
Bill Hackett, G, 1944  
Les Horvath, QB-HB, 1944  
Warren Amling, G-T, 1945-46  
Ollie Cline, FB, 1945  
Russell Thomas, T, 1945  
Cecil Souders, E, 1946  
Gerry Krall, B, 1949  
Jack Lininger, G, 1949  
John Biltz, G, 1950  
Vic Janowicz, B, 1950-51  
Bill Trautwein, T, 1950  
Fred Bruney, B, 1952  
Tony Curcillo, C, 1952  
George Jacoby, T, 1952-53  
James Reichenbach, G, 1952  
Howard Cassady, B, 1954-55  
Dean Dugger, E, 1954  
Dick Hilinski, T, 1954  
Francis Machinsky, T, 1954  
Jim Parker, G, 1955-56  
Ken Vargo, C, 1955  
Leo Brown, E, 1957  
Don Clark, B, 1957-58  
Aurelius Thomas, G, 1957  
James Houston, E, 1958-59  
Jim Marshall, T, 1958  
Bob White, B, 1958  
Bob Ferguson, B, 1960-61  
Tom Matte, B, 1960  
Jim Tryer, T, 1960  
Mike Ingram, B, 1961  
Bill Armstrong, C, 1962  
Paul Warfield, B, 1962-63  
Tom Bugel, LB, 1964  
Arnie Chonko, B, 1964  
Jim Davidson, T, 1964  
Dwight Kelly, LB, 1964-65  
Dan Poretta, G, 1964  
Bill Spahr, E, 1964  
John Fill, LB, 1965  
Ray Pryor, C, 1965-66  
Doug Van Horn, G, 1965  
Dick Himes, T, 1966-67  
Billy Anders, E, 1967  
Dave Foley, T, 1968  
Rufus Mayers, T, 1968  
Ted Provost, B, 1968-69  
Jack Tatum, DB, 1968-69-70  
Doug Adams, LB, 1969  
Mark Debevec, E, 1969-70  
Brian Donovan, C, 1969  
Charles Hutchinson, T, 1969  
Jim Otis, B, 1969  
Paul Schmidlin, T, 1969  
Mike Sensibaugh, B, 1969-70  
Jim Stillwagon, MG, 1969-70  
Dave Whitfield, E, 1969  
John Brockington, B, 1970  
Dave Cheney, T, 1970



# FIRST-TEAM ALL-BIG TEN

Tom DeLeone, C, 1970-71  
 Phil Strickland, G, 1970  
 Randy Gradishar, LB, 1971-72-73  
 George Hassenohrl, T, 1971-72  
 Rick Simon, T, 1971  
 Stan White, LB, 1971  
 Charles Bonica, G, 1972  
 John Hicks, T, 1972-73  
 Neal Colzie, DB, 1973-74  
 Pete Cusick, DT, 1973-74  
 Van De Cree, DE, 1973-74  
 Archie Griffin, B, 1973-74-75  
 Vic Koechel, LB, 1973  
 Jim Kregel, G, 1973  
 Rick Middleton, LB, 1973  
 Kurt Schumacher, T, 1973-74  
 Doug France, E, 1974  
 Cornelius Greene, QB, 1974-75  
 Steve Luke, DB, 1974  
 Dick Mack, G, 1974  
 Steve Myers, C, 1974  
 Bob Brudzinski, DE, 1975-76  
 Nick Buonamici, DT, 1975-76  
 Scott Dannelley, T, 1975  
 Tim Fox, DB, 1975  
 Pete Johnson, TB, 1975  
 Tom Skladany, P, 1975-76  
 Ted Smith, G, 1975  
 Ed Thompson, LB, 1975  
 Chris Ward, T, 1975-76-77  
 Aaron Brown, MG, 1976-77  
 Tom Cousineau, LB, 1976-77-78  
 Bill Lukens, OG, 1976  
 Kelton Dansler, DE, 1977-78  
 Ron Gerald, QB, 1977  
 Ray Griffin, DB, 1977  
 Mike Guess, DB, 1977-78-79  
 Jeff Logan, RB, 1977  
 Jimmy Moore, TE, 1977  
 Ron Springs, RB, 1977  
 Ken Fritz, OG, 1978-79  
 Joe Robinson, OT, 1978  
 Tom Orosz, P, 1978  
 Vince Skillings, DB, 1978-79  
 Todd Bell, DB, 1979-80  
 Doug Donley, E, 1979-80  
 Luther Henson, DT, 1979  
 Vlade Janakievski, K, 1979-80  
 Jim Laughlin, LB, 1979  
 Art Schlichter, QB, 1979-81  
 Tom Waugh, C, 1979  
 Ray Ellis, DB, 1980  
 Jerome Foster, DT, 1980-82  
 Joe Lukens, OG, 1980-81-82  
 Marcus Marek, LB, 1980-81-82  
 Calvin Murray, RB, 1980  
 Vince Skillings, DB, 1980  
 Tim Spencer, TB, 1981-82  
 John Frank, TE, 1982-83  
 Keith Byars, TB, 1983-84  
 Garcia Lane, CB, 1983  
 Rowland Tatum, LB, 1983  
 Thomas Johnson, LB, 1984-85  
 Mark Krerowicz, OT, 1984  
 Jim Lachey, OG, 1984  
 Kirk Lowdermilk, C, 1984  
 Tom Tupa, P, 1984-85-87  
 Chris Carter, SE, 1985-86  
 Rory Graves, OT, 1985  
 Bob Maggs, C, 1985-86  
 Chris Spielman, LB, 1985-86-87  
 Sonny Gordon, DB, 1986  
 Eric Kumerow, OLB, 1986-87  
 Ed Taggart, TE, 1986  
 Jeff Uhlenhake, OG, 1986  
 William White, DB, 1987  
 Jeff Davidson, OG, 1989

Joe Staysniak, OT, 1989  
 Dan Beatty, C, 1990  
 Jeff Graham, WR, 1990  
 Steve Tovar, LB, 1990-91-92  
 Alan Kline, OT, 1991  
 Jason Simmons, DT, 1991  
 Alonzo Spellman, OLB, 1991  
 Roger Harper, DB, 1992  
 Dan Wilkinson, DT, 1992-93  
 Joey Galloway, WR, 1993  
 Chico Nelson, DB, 1993  
 Corey Stringer, OT, 1993-94  
 Lorenzo Styles, LB, 1993-94  
 Jason Winrow, OG, 1993  
 Tim Williams, PK, 1993  
 Matt Finkes, DE, 1994-96  
 Mike Vrabel, DE, 1994-95-96  
 Rickey Dudley, TE, 1995  
 Eddie George, RB, 1995  
 Terry Glenn, WR, 1995  
 Bobby Hoying, QB, 1995  
 Orlando Pace, OT, 1995-96  
 Shawn Springs, DB, 1995-96  
 Andy Katzenmoyer, LB, 1996-97-98  
 Brent Bartholomew, P, 1997  
 David Boston, WR, 1997-98  
 Eric Gohlstin, DT, 1997  
 Damon Moore, DB, 1997-98  
 Antoine Winfield, DB, 1997-98  
 Na'il Diggs, LB, 1998  
 Joe Germaine, QB, 1998  
 Rob Murphy, OG, 1998  
 Michael Wiley, TB, 1998  
 Ahmed Plummer, DB, 1999  
 Nate Clements, DB, 2000  
 Joe Cooper, LB, 2000  
 Mike Doss, DB, 2000-01-02  
 Dan Stultz, K, 2000  
 LeCharles Bentley, C, 2001  
 Tyson Walter, OT, 2001  
 Maurice Claret, RB, 2002  
 Chris Gamble, DB, 2002-03  
 Andy Groom, P, 2002  
 Mike Nugent, K, 2002-04  
 Darrion Scott, DL, 2002  
 Matt Wilhelm, LB, 2002  
 Will Allen, DB, 2003  
 Tim Anderson, DL, 2003  
 Ben Hartsock, TE, 2003  
 A.J. Hawk, LB, 2003-04-05  
 B.J. Sander, P, 2003  
 Will Smith, DL, 2003  
 Alex Stepanovich, OG, 2003  
 Santonio Holmes, WR, 2005  
 Josh Huston, K, 2005  
 Mike Kudla, DL, 2005  
 Nate Salley, DB, 2005  
 Rob Sims, OG, 2005  
 Donte Whitner, DB, 2005  
 Ashton Youboty, DB, 2005  
 Doug Datish, C, 2006  
 T.J. Downing, OG, 2006  
 Ted Ginn Jr., WR, 2006  
 Anthony Gonzalez, WR, 2006  
 Malcolm Jenkins, DB, 2006-07-08  
 James Laurinaitis, LB, 2006-07-08  
 Quinn Pitcock, DL, 2006  
 Antonio Pittman, RB, 2006  
 Antonio Smith, DB, 2006  
 Troy Smith, QB, 2006  
 Kirk Barton, OT, 2007  
 Todd Boeckman, QB, 2007  
 Vernon Gholston, DL, 2007  
 Chris Wells, RB, 2007  
 Alex Boone, OT, 2008  
 Justin Boren, OG, 2009-10  
 Kurt Coleman, DB, 2009

Mike Adams, OT, 2010  
 Mike Brewster, C, 2010  
 Chimdi Chekwa, DB, 2010  
 Dan Herron, RB, 2010  
 Cameron Heyward, DL, 2010  
 Jermale Hines, DB, 2010  
 Ross Homan, LB, 2010  
 Brian Rolle, LB, 2010  
 Dane Sanzenbacher, WR, 2010  
 John Simon, DL, 2011-12  
 Johnathan Hankins, DL, 2012  
 Travis Howard, DB, 2012  
 Braxton Miller, QB, 2012-13  
 Andrew Norwell, OG, 2012-13  
 Bradley Roby, DB, 2012-13  
 Ryan Shazier, LB, 2012-13  
 Carlos Hyde, RB, 2013  
 Corey Linsley, C, 2013  
 Jack Mewhort, OT, 2013  
 Noah Spence, DL, 2013  
 J.T. Barrett, QB, 2014  
 Joey Bosa, DL, 2014  
 Pat Elflein, OG, 2014  
 Doran Grant, DB, 2014

## PENN STATE (80)

Kyle Brady, TE, 1993-94  
 Bobby Engram, WR, 1993-94-95  
 Jeff Hartings, OG, 1993-94-95  
 Tyoka Jackson, DT, 1993  
 Ki-Jana Carter, RB, 1994  
 Kerry Collins, QB, 1994  
 Brian Gelzheiser, LB, 1994  
 Brian Miller, DB, 1994-95-96  
 Brett Conway, K, 1996  
 Curtis Enis, RB, 1996-97  
 Kim Herring, CB, 1996  
 Phil Ostrowski, OG, 1997  
 LaVar Arrington, LB, 1998-99  
 Courtney Brown, DE, 1998-99  
 David Macklin, CB, 1998  
 Brad Sciola, DE, 1998  
 Brandon Short, ILB, 1998-99  
 Floyd Wedderburn, OT, 1998  
 Kareem McKenzie, OT, 1999  
 James Boyd, DB, 2000  
 Justin Kurpeikis, DL, 2000  
 Jimmy Kennedy, DL, 2001-02  
 Michael Haynes, DL, 2002  
 Bryant Johnson, WR, 2002  
 Larry Johnson, RB, 2002  
 Levi Brown, OT, 2005  
 Tamba Hali, DL, 2005  
 Calvin Lowry, DB, 2005  
 Scott Paxson, DL, 2005  
 Paul Posluszny, LB, 2005-06  
 Alan Zemaitis, DB, 2005  
 Anthony Scirrotto, DB, 2006-08  
 Jeremy Boone, P, 2007  
 Dan Connor, LB, 2007  
 Maurice Evans, DL, 2007  
 Justin King, DB, 2007  
 A.Q. Shipley, C, 2007-08  
 Navorro Bowman, LB, 2008-09  
 Gerald Cadogan, OT, 2008  
 Daryll Clark, QB, 2008-09  
 Kevin Kelly, PK, 2008  
 Aaron Maybin, DL, 2008  
 Jared Odrick, DL, 2008-09  
 Rich Ohrnberger, OG, 2008  
 Derrick Williams, WR, 2008  
 Dennis Landolt, OT, 2009  
 Evan Royster, RB, 2009  
 Stefan Wisniewski, C, 2009-10  
 Gerald Hodges, LB, 2011

Devon Still, DL, 2011  
 Kyle Carter, TE, 2012  
 Jordan Hill, DL, 2012  
 Michael Mauti, LB, 2012  
 Allen Robinson, WR, 2012-13  
 Matt Stankiewicz, C, 2012  
 John Urschel, OG, 2012-13  
 DaQuan Jones, DL, 2013  
 Mike Hull, LB, 2014  
 Anthony Zettel, DL, 2014

## PURDUE (169)

Elmer Oliphant, HB, 1912-13  
 H.B. Routh, G, 1913-14  
 Frank Blocker, G, 1915  
 Ralph Claypool, C, 1924  
 Ralph "Pest" Welch, HB, 1928-29  
 Glen Harmeson, QB, 1929  
 Elmer "Red" Sleight, T, 1929  
 Eddie Risk, HB, 1930  
 George VanBibber, T, 1930  
 John White, HB, 1930  
 Charles Miller, C, 1931  
 Paul Moss, E, 1931-32  
 Roy Horstmann, FB, 1932  
 John Oehler, G, 1932  
 Bill "Dutch" Fehring, T, 1933  
 Duane Purvis, FB-HB, 1933-34  
 Johnny Drake, FB, 1936  
 Cecil Isbell, FB-HB, 1936-37  
 Martin Schreyer, T, 1937  
 Jim Zachary, E, 1937  
 Lou Brock, HB, 1938  
 Joe Mihal, T, 1938  
 Frank Bykowski, G, 1939  
 Dave Rankin, E, 1939-40  
 Tom Melton, G, 1941  
 Alex Agase, G, 1943  
 Dick Barwegen, G, 1943-46  
 Tony Butkovich, FB, 1943  
 Frank Bauman, E, 1944  
 Boris Dimancheff, HB-FB, 1944  
 Edward Cody, HB, 1945  
 Tom Hughes, T, 1945  
 Phil O'Reilly, T, 1947  
 Harry Szulborski, B, 1948  
 Leo Sugar, E, 1951  
 Walt Cudzik, C, 1952  
 Bernie Flowers, E, 1952  
 Fred Preziosio, T, 1952  
 Tom Bettis, G, 1953-54  
 Len Dawson, QB, 1954  
 Joe Krupa, T, 1955  
 Bill Murkowski, B, 1955  
 Mell Dillard, B, 1956  
 Ron Maltony, G, 1958  
 Gene Selawski, T, 1958  
 Jerry Beabout, T, 1960  
 Jack Elwell, E, 1961  
 Stan Sczurek, G, 1961  
 Don Brumm, T, 1962  
 Ron DiGravio, B, 1963  
 Bob Hadrick, E, 1963-64-65  
 Jim Garcia, T, 1964  
 Harold Wells, E, 1964  
 Bob Griese, QB, 1965-66  
 Larry Kaminski, C, 1965  
 Charles King, B, 1965  
 Jerry Shay, T, 1965  
 Karl Singer, T, 1965  
 Jack Calcaterra, T, 1966  
 Chuck Erlenbaugh, G, 1966  
 Chuck Kyle, MG, 1966-67-68  
 George Olion, E, 1966-67  
 Lance Olssen, T, 1966-67



# FIRST-TEAM ALL-BIG TEN

Jim Beirne, E, 1967  
Leroy Keyes, B, 1967-68  
Dick Marvel, B, 1967  
Mike Phipps, QB, 1967-69  
Perry Williams, B, 1967-68  
Gary Roberts, G, 1968  
Bill Yanchar, T, 1968-69  
Paul DeNuccio, T, 1969  
Veno Paraskevas, LB, 1969  
George Bingham, LB, 1971-72  
Gary Hrivnak, E, 1971  
Tom Luken, T, 1971  
Otis Armstrong, B, 1972  
Steve Baumgartner, DE, 1972  
Dave Butz, DT, 1972  
Larry Burton, E, 1974  
Ken Novak, DT, 1974  
Ralph Peretta, G, 1974  
Blane Smith, DE, 1975-76  
Paul Beery, OB, 1976  
Scott Dierking, FB, 1976  
Connie Zelencik, OG, 1976  
Reggie Arnold, E, 1977  
Ken Loushin, MG, 1978-79  
Keena Turner, DE, 1978-79  
Calvin Clark, DT, 1979-80  
Steve McKenzie, OT, 1979  
Dale Schwann, G, 1979  
Dave Young, TE, 1979-80  
Mark Herrmann, QB, 1980  
Bill Kay, DB, 1980  
James Looney, LB, 1980  
Steve Bryant, WR, 1981  
Brock Spack, LB, 1981  
Cliff Benson, TE, 1982  
Rod Woodson, FS, 1984-85-86  
Rodney Carter, TB, 1985  
Marc Foster, DB, 1987-88  
Fred Stickland, LB, 1987  
Shawn McCarthy, P, 1989  
Eric Bruun, P, 1991  
Jimmy Young, DB, 1991-93  
Eric Beatty, LB, 1992  
Jeff Zgonia, DT, 1992  
Brian Alford, WR, 1996-97  
Billy Dicken, QB, 1997  
Rosevelt Colvin, DE, 1998  
Drew Brees, QB, 1999-00  
Chris Daniels, WR, 1999  
Tim Stratton, TE, 1999-00-01  
Matt Light, OT, 2000  
Vinny Sutherland, WR, 2000  
Akin Ayodele, DL, 2001  
Travis Dorsch, K, 2001; P, 2001  
Matt Mitrone, DL, 2001  
Stuart Schweigert, DB, 2001-03  
Niko Koutouvides, LB, 2002-03  
John Standeford, WR, 2002  
Shaun Phillips, DL, 2003  
Kyle Orton, QB, 2004  
Taylor Stubblefield, WR, 2004  
Dorien Bryant, WR, 2006  
Anthony Spencer, DL, 2006  
Ryan Kerrigan, DL, 2009-10  
Keith Smith, WR, 2009  
Kawann Short, DL, 2011-12  
Cody Webster, P, 2013

## RUTGERS (1)

Leonte Carroo, WR, 2014

## WISCONSIN (223)

Ewald "Jumbo" Stiehm, C, 1906  
John Messmer, G, 1907-08  
Oscar P. Ostoff, T, 1908  
Harlan Rogers, E, 1908  
Jack Wilce, FB, 1908  
James P. Dean, E, 1909-10  
William Mackmiller, G, 1909  
R.E. Branstad, T, 1911  
A.L. Buser, T, 1911  
Ed Hoeffel, E, 1911-12  
John "Keckie" Moll, QB, 1911  
H.S. "Hod" Ofstie, E, 1911-12  
Al Tandberg, FB, 1911-12  
Robert "Butts" Butler, T, 1912-13  
Max Gelein, G, 1912  
Edmund Gillette, QB, 1912  
Ray "Tubby" Keeler, G, 1912-13  
Edward Samp, T, 1912  
John VanRiper, HB, 1912  
Howard "Cub" Buck, T, 1914-15  
Dow Byers, HB, 1915  
Paul Meyers, E, 1916-19  
W.M. Kelly, E, 1917  
Eber Simpson, QB, 1917  
Frank "Red" Weston, E, 1920  
Alvah "Rowdy" Elliott, HB, 1921  
Marty Below, T, 1922-23  
Gustaf Tebell, E, 1922  
Rollie Williams, QB, 1922  
Merrill Taft, FB, 1923  
Doyle Harmon, HB, 1925  
Edward "Toad" Crofoot, HB, 1927  
Rube Wagner, T, 1928  
John Parks, G, 1929  
Gregory Kabat, G, 1930-31-32  
Milo Lubratovich, T, 1930  
Jack Murray, C, 1938  
Howard Weiss, FB, 1938  
George Paskvan, FB, 1939-40  
Marlin "Pat" Harder, HB-FB, 1941-42  
Dave Schreiner, E, 1941-42  
Elroy Hirsch, HB, 1942  
Fred Negus, C, 1942  
Clarence Esser, T, 1945  
Bob "Red" Wilson, C-E, 1947-49  
John Coatta, QB, 1951  
Alan Ameche, B, 1952-53-54  
Bob Kennedy, G, 1952  
George O'Brien, G, 1952  
Dave Suminski, T, 1952  
Gary Messner, C, 1954  
Jerry Stalcup, G, 1958-59  
Dick Teteak, C, 1958  
Dale Hackbart, B, 1959  
Don Lanphear, T, 1959  
Pat Richter, E, 1961-62  
Ron VanderKelen, QB, 1962  
Louis Holland, LB, 1963  
Bob Richter, LB, 1966  
Ken Critter, LB, 1967-68  
Tom Domres, T, 1967  
Bill Gregory, E, 1970  
Chuck Winfrey, LB, 1970  
Rufus Ferguson, B, 1971-72  
Dave Lokanc, LB, 1972  
Billy Marek, B, 1973-74-75  
Mike Webster, C, 1973  
Dennis Lick, T, 1974-75  
Jack Novak, E, 1974  
Terry Stieve, G, 1975  
Dennis Stejskal, DE, 1977  
Dave Mohapp, FB, 1979-81  
Ray Snell, OT, 1979  
Tim Krumrie, NG, 1980-81-82

David Greenwood, DB, 1981-82  
Darryl Sims, DT, 1981-82-84  
Matt Vanden Boom, DB, 1981-82  
Bob Winckler, OT, 1982  
Jim Melka, LB, 1983  
Al Toon, WR, 1983-84  
Jeff Dellenbach, OT, 1984  
Richard Johnson, DB, 1984  
Bob Landsee, OG, 1985  
Nate Odomes, DB, 1986  
Michael Reid, LB, 1986  
Paul Gruber, OT, 1987  
Don Davey, DT, 1990  
Troy Vincent, DB, 1991  
Chuck Belin, OG, 1992  
Gary Casper, LB, 1992  
Lamark Shackerford, DL, 1992-93  
Rich Thompson, K, 1992  
Darrell Bevell, QB, 1993  
Jeff Messenger, DB, 1993-94  
Brent Moss, RB, 1993  
Joe Panos, OT, 1993  
Cory Raymer, C, 1993-94  
Michael Roan, TE, 1993  
Joe Rudolph, OG, 1993-94  
Mike Thompson, DT, 1994  
Mike Versteegen, OT, 1994  
Tarek Saleh, DE, 1995-96  
Ron Dayne, RB, 1996-98-99  
Pete Monty, LB, 1996  
Jamie Vanderveldt, OG, 1996  
Matt Davenport, K, 1997-98  
Tom Burke, DL, 1998  
Jamar Fletcher, DB, 1998-99-00  
Aaron Gibson, OL, 1998  
Kevin Stemke, P, 1998-00  
Wendell Bryant, DL, 1999-00-01  
Bill Ferrario, OG, 1999  
Chris McIntosh, OT, 1999  
Vitaly Pisetsky, K, 1999  
Casey Rabach, OG, 1999-00  
Nick Greisen, LB, 2000-01  
Mark Anelli, TE, 2001  
Anthony Davis, RB, 2001  
Mike Echols, DB, 2001  
Lee Evans, WR, 2001-03  
Jim Leonhard, DB, 2002-03-04  
Anttaj Hawthorne, DL, 2003-04  
Alex Lewis, LB, 2003  
Dan Bunning, OG, 2004  
Erasmus James, DL, 2004  
Scott Starks, DB, 2004  
Brian Calhoun, RB, 2005  
Ken DeBauche, P, 2005  
Joe Thomas, OT, 2005-06  
P.J. Hill, RB, 2006  
Jack Ikegwuonu, DB, 2006-07  
Travis Beckum, TE, 2007  
Marcus Coleman, C, 2007  
Taylor Mehlhaff, K, 2007  
Garrett Graham, TE, 2008-09  
Allen Langford, DB, 2008  
Gabe Carimi, OT, 2009-10  
John Clay, RB, 2009  
John Moffitt, OG, 2009-10  
O'Brien Schofield, DL, 2009  
Antonio Fenelus, DB, 2010-11  
Lance Kendricks, TE, 2010  
J.J. Watt, DL, 2010  
Montee Ball, RB, 2011-12  
Chris Borland, LB, 2011-12-13  
Aaron Henry, DB, 2011  
Peter Konz, C, 2011  
Josh Oglesby, OT, 2011  
Mike Taylor, LB, 2011-12  
Russell Wilson, QB, 2011

Kevin Zeitler, OG, 2011  
Jared Abbrederis, WR, 2012-13  
Travis Frederick, C, 2012  
Jacob Pedersen, TE, 2012  
Rick Wagner, OT, 2012  
Ryan Groy, OG, 2013  
Kyle Costigan, OG, 2014  
Melvin Gordon, RB, 2014  
Rob Havenstein, OT, 2014  
Derek Landisch, LB, 2014

# MOST VALUABLE PLAYERS

## 1930

Wally Knudson, FB, CHI  
Stan Bodman, G, ILL  
Joe Zeller, G, IND  
Oliver Sansen, HB, IOWA  
Jack Wheeler, HB, MICH  
Clarence Munn, G, MINN  
Robert Clark, C, NU  
Wes Fesler, E, OSU  
George Stears, G, PUR  
William Lusby, FB, WIS

## 1931

Sam Horwitz, G, CHI  
Fred Frink, E, ILL  
Joe Zeller, G, IND  
Oliver Sansen, B, IOWA  
William Hewitt, B, MICH  
Abe Eliwitz, FB, MSU  
Clarence Munn, G, MINN  
Paul Engebretsen, G, NU  
Robert Haubrich, T, OSU  
Jim Purvis, B, PUR  
Harold Smith, T, WIS

## 1932

William B. Cassels, T, CHI  
Gil Berry, HB, ILL  
John Keckich, G, IND  
Joe Laws, FB, IOWA  
Harry Newman, QB, MICH  
Robert Monnett, HB, MSU  
Roy Oen, C, MINN  
Ernest Rentner, HB, NU  
Lewis Hinchman, FB, OSU  
Roy Horstmann, FB, PUR  
Mickey McGuire, HB, WIS

## 1933

Jay Berwanger, B, CHI  
Dave Cook, B, ILL  
Robert Jones, FB, IND  
Joe Laws, B, IOWA  
Herman Everhardus, B, MICH  
Arthur Buss, T, MSU  
Pug Lund, B, MINN  
Edgar Manske, E, NU  
Michael Vuchinich, C, OSU  
Fred Hecker, B, PUR  
Robert Schiller, B, WIS

## 1934

Eli Patterson, C, CHI  
Les Lindberg, B, ILL  
Don Veller, B, IND  
Dick Crayne, B, IOWA  
Gerald Ford, C, MICH  
Edward Klewicki, E, MSU  
Pug Lund, B, MINN  
Edward Whalen, G, NU  
Gomer Jones, C, OSU  
Duane Purvis, B, PUR  
Milt Kummer, G, WIS

## 1935

Jay Berwanger, B, CHI  
Ed Gryboski, G, ILL  
Wendell Walker, B, IND  
Dick Crayne, B, IOWA  
Bill Renner, B, MICH  
Sid Wagner, G, MSU  
Vernal LeVoi, B, MINN  
Walter Cruice, B, NU  
Gomer Jones, C, OSU  
Frank Loebis, E, PUR  
Eddie Jankowski, B, WIS

## 1936

San Whiteside, C, CHI  
Cliff Kuhn, G, ILL  
Vernon Huffman, B, IND  
Homer Harris, E, IOWA  
Matt Patanelli, E, MICH  
Sam Ketchman, C, MSU  
Ed Widseth, T, MINN  
Steve Reid, G, NU  
Ralph Wolfe, C, OSU  
John Drake, B, PUR  
Eddie Jankowski, B, WIS

## 1937

Kendall Petersen, CHI  
Jack Berner, QB, ILL  
Corbett Davis, FB, IND  
Bob Lannon, IOWA  
Ralph Heikkinen, G, MICH  
Harry Speelman, T, MSU  
Rudy Gmitro, HB, MINN  
Don Heap, HB, NU  
Ralph Wolfe, OSU  
Cecil Isbell, HB, PUR  
Howard Weiss, FB, WIS

## 1938

Lew Hamity, CHI  
James Hodges, G, ILL  
Bob Haak, T, IND  
Erwin Prasse, E, IOWA  
Ralph Heikkinen, G, MICH  
John Pingel, HB, MSU  
Larry Buhler, MINN  
Robert Voigts, T, NU  
James Langhurst, HB, OSU  
Joe Mihal, PUR  
Howard Weiss, FB, WIS

## 1939

Robert Wasem, HB, CHI  
Bill Lenich, C, ILL  
James Logan, G, IND  
Nile Kinnick, HB, IOWA  
Tom Harmon, HB, MICH  
Lyle Rockenbach, G, MSU  
Harold Van Every, HB, MINN  
John Haman, C, NU  
Stephen Andrako, C, OSU  
Fred Bykowski, G, PUR  
George Paskvan, FB, WIS

## 1940

George Bernhardt, FB, ILL  
Dwight Gahm, C, IND  
Mike Enich, T, IOWA  
Tom Harmon, HB, MICH  
Jack Amon, FB, MSU  
Bob Paffrath, QB, MINN  
Paul Hiemenz, C, NU  
Claude White, C, OSU  
Dave Rankin, E, PUR  
George Paskvan, FB, WIS

## 1941

Nate Johnson, T, ILL  
Bill Hillenbrand, HB, IND  
Bill Diehl, C, IOWA  
Reuben Kelto, T, MICH  
Anthony Arena, C, MSU  
Bob Sweiger, B, MINN  
Alf Bauman, T, NU  
Jack Graf, FB, OSU  
Bill Combs, E, PUR  
Marlin (Pat) Harder, FB, WIS

## 1942

Elmer Engel, E, ILL  
Lou Saban, B, IND  
Tom Farmer, B, IOWA  
Al Wistert, T, MICH  
Richard Kieppe, HB, MSU  
Dick Wildung, T, MINN  
Ed Hirsch, B, NU  
Charles Csuni, T, OSU  
Bill Buffington, B, PUR  
Dave Schreiner, E, WIS

## 1943

Eddie Bray, B, ILL  
John Tavener, C, IND  
Bob Liddy, G, IOWA  
Bob Wiese, B, MICH  
Paul Mitchell, T, MINN  
Otto Graham, HB, NU  
Gordon Appleby, C, OSU  
Dick Barwegen, G, PUR  
Joe Keenan, C, WIS

## 1944

Buddy Young, B, ILL  
John Tavener, C, IND  
Robert Snyder, C, IOWA  
Don Lund, B, MICH  
Jack Breslin, FB, MSU  
John Lundquist, B, MINN  
Max Morris, E, NU  
Les Horvath, B, OSU  
Boris Dimancheff, B, PUR  
Clarence Esser, T, WIS

## 1945

Mac Wenskunas, C, ILL  
Howard Brown, G, IND  
Arthur Johnson, FB, IOWA  
Harold Watts, C, MICH  
Steve Contos, HB, MSU  
Bob Fitch, T, MINN  
Dick Conners, HB, NU  
Ollie Cline, FB, OSU  
Norman Maloney, E, PUR  
Clarence Esser, T, WIS

## 1946

Alex Agase, G, ILL  
Pete Pihos, FB, IND  
Bill Kay, T, IOWA  
Bob Chappuis, HB, MICH  
George Guerre, HB, MSU  
Bill Bye, HB, MINN  
Ed Hirsch, G, NU  
Cecil Seuders, E, OSU  
Norman Maloney, E, PUR  
Fred Negus, C, WIS

## 1947

Ike Owens, E, ILL  
Howard Brown, G, IND  
Hal Shoener, E, IOWA  
Chalmers Elliott, HB, MICH  
Warren Huey, DE, MSU  
Larry Olsonowski, G, MINN  
Art Murakowski, B, NU  
Dave Templeton, G, OSU  
Phil O'Reilly, T, PUR  
Robert Wilson, C, WIS

## 1948

James Valek, E, ILL  
George Taliaferro, B, IND  
Alfonso DiMarco, B, IOWA  
Dominic Tomasi, G, MICH  
Lynn Chandnois, HB, MSU  
Everette Faunce, B, MINN  
Art Murakowski, B, NU  
Joseph Whisler, B, OSU  
Harry Szulborski, B, PUR  
Robert Wilson, C, WIS

## 1949

John Karras, HB, ILL  
Nick Sebek, B, IND  
Jack Dittmer, E, IOWA  
Dick Kempthorn, B, MICH  
Eugene Glick, QB, MSU  
Bud Grant, E, MINN  
Don Stonesifer, E, NU (co)  
Gaspar Perricone, FB, NU (co)  
Jack Lininger, G, OSU  
Lou Karras, T, PUR  
Robert "Red" Wilson, C, WIS

## 1950

Tony Klimek, E, ILL  
Bob Robertson, HB, IND  
Harold Bradley, T, IOWA  
Don Dufek, FB, MICH  
Everett Grandelius, HB, MSU  
Wayne Robinson, C, MINN  
Chuck Hagmann, E, NU  
Vic Janowicz, HB, OSU  
James Janosek, T, PUR  
Robert Radcliff, FB, WIS

## 1951

Charles Boerio, LB, ILL  
Eugene Gedman, FB, IND  
Bill Reichardt, FB, IOWA  
Don Peterson, FB, MICH  
Donald Coleman, T, MSU  
Ron Engel, FB, MINN  
John Steeb, E, NU  
Vic Janowicz, HB, OSU  
Darrell Brewster, E, PUR  
Harold Faverty, E, WIS

## 1952

Al Brosky, B, ILL  
Eugene Gedman, FB, IND  
Bill Fenton, E, IOWA  
Ted Topor, QB, MICH  
Richard Tamburo, C, MSU  
Paul Giel, HB, MINN  
Charles Hren, FB, NU  
Fred Bruney, HB, OSU  
Earl Heninger, HB, PUR  
Dave Suminski, T, WIS

## 1953

Don Ernst, T, ILL  
Harry Jagielski, T, IND  
Bill Fenton, E, IOWA  
Tony Branoff, HB, MICH  
LeRoy Bolden, HB, MSU  
Paul Giel, HB, MINN  
Bob Lauter, FB, NU  
George Jacoby, T, OSU  
Tom Bettis, G, PUR  
Angelo Iannucci, RB, RU  
Alan Ameche, FB, WIS

# MOST VALUABLE PLAYERS

## 1954

Jack Chamblin, C, ILL  
 Florian Helinski, QB, IND  
 Warren Lawson, C, IOWA  
 Fred Baer, FB, MICH  
 John Matsock, HB, MSU  
 Bob McNamara, FB, MINN  
 Ziggie Niepokoj, E, NU  
 Howard Cassady, HB, OSU  
 Tom Bettis, G, PUR  
 John Fennell, QB, RU  
 Alan Ameche, FB, WIS

## 1955

Em Lindbeck, QB, ILL  
 Bob Skoronski, T, IND  
 Jerry Reichow, QB, IOWA  
 Terry Barr, HB, MICH  
 Carl Nystrom, G, MSU  
 Don Swanson, QB, MINN  
 Kurt Krueger, E, NU  
 Howard Cassady, HB, OSU  
 Joe Krupa, T, PUR  
 Robert Howard, G, RU  
 Wells Gray, G, WIS

## 1956

Dave Walker, C, ILL  
 Bob Fee, FB, IND  
 Kenny Ploen, QB, IOWA  
 Dick Hill, G, MICH  
 Jim Hinesly, E, MSU  
 Bobby Cox, QB, MINN  
 Al Viola, G, NU  
 Jim Parker, G, OSU  
 Lamar Lundy, E, PUR  
 Edward Burkowski, RU  
 Dave Howard, E, WIS

## 1957

Rod Hanson, E, ILL  
 Tony Alosio, E, IND  
 Bob Commings, G, IOWA  
 Jim Pace, HB, MICH  
 Dan Currie, C, MSU  
 Dick Larson, QB, MINN  
 Willmer Fowler, HB, NU  
 Bill Jobko, G, OSU  
 Neil Habig, C, PUR  
 William Austin, RB, RU  
 Danny Lewis, HB, WIS

## 1958

Gene Cherney, C, ILL  
 Mike Rabold, G, IND  
 Randy Duncan, QB, IOWA  
 Bob Ptacek, HB, MICH  
 Sam Williams, E, MSU  
 Everett Gurths, G, MINN  
 Ron Burton, HB, NU  
 James Houston, E, OSU  
 Tom Franckhauser, E, PUR  
 William Austin, RB, RU  
 Jon Hobbs, FB, WIS (co)  
 Dick Teteak, E, WIS (co)

## 1959

Bill Burrell, G, ILL  
 Ted Aucreman, E, IND  
 Don Norton, E, IOWA  
 Tony Rio, B, MICH  
 Dean Look, B, MSU  
 Tom Moe, E, MINN  
 Jim Andreotti, C, NU  
 James Houston, E, OSU  
 Leonard Jardine, E, PUR  
 Robert Simms, LB, RU  
 Jerry Stalcup, G, WIS

## 1960

Joe Rutgens, T, ILL  
 Earl Faison, E, IND  
 Bernie Wyatt, B, IOWA  
 Dennis Fitzgerald, B, MICH  
 Tom Wilson, B, MSU  
 Tom Brown, G, MINN  
 Mike Stock, B, NU  
 Tom Matte, B, OSU  
 Bernie Allen, B, PUR  
 Arny Byrd, RB/WR, RU  
 Tom Wiesner, B, WIS

## 1961

Tony Parrilli, G, ILL  
 Byron Broome, QB, IND  
 Alfred Hinton, T, IOWA  
 John Walker, C, MICH  
 George Saines, FB, MSU  
 Sanford Stephens, QB, MINN  
 Boyd Melvin, T, NU  
 Bob Ferguson, FB, OSU  
 Jack Elwell, E, PUR  
 Samuel Mudie, QB, RU  
 Ron Miller, QB, WIS

## 1962

Ken Zimmerman, HB, ILL  
 Woody Moore, QB, IND  
 Larry Ferguson, HB, IOWA  
 Dave Raimy, HB, MICH  
 George Saines, FB, MSU  
 Bob Bell, T, MINN  
 George Thomas, T, NU  
 Bill Armstrong, C, OSU  
 Roy Walker, FB, PUR  
 Bob Yaksick, QB, RU  
 Ron VanderKelen, QB, WIS

## 1963

Dick Butkus, C, ILL  
 Tom Nowatzke, FB, IND  
 Mike Reilly, G, IOWA  
 Tom Keating, T, MICH  
 Sherman Lewis, HB, MSU  
 Carl Eller, T, MINN  
 Bill Swingle, FB, NU  
 Matt Snell, FB, OSU  
 Ron DiGravio, QB, PUR  
 Dave Stout, QB, RU  
 Jim Purnell, LB, WIS

## 1964

Dick Butkus, LB, ILL  
 Rich Badar, QB, IND  
 Karl Noonan, FL, IOWA  
 Bob Timberlake, QB, MICH  
 Dick Gordon, HB, MSU  
 Joe Pung, C, MINN  
 Pat Riley, E, NU  
 Ed Orazen, T, OSU  
 Bob Hadrick, E, PUR  
 Roger Kalinger, QB, RU  
 Carl Silvestri, G, WIS

## 1965

Jim Grabowski, FB, ILL  
 Bill Malinchak, E, IND  
 Dave Long, E, IOWA  
 Bill Yearby, T, MICH  
 Steve Juday, QB, MSU  
 John Hankinson, QB, MINN  
 Jim Burns, T, NU  
 Doug Van Horn, G, OSU  
 Bob Griese, QB, PUR  
 Thomas Connelly, RU  
 Tom Brigham, HB, WIS

## 1966

Ron Guenther, G, ILL  
 Frank Stavroff, QB, IND  
 Dick Gibbs, DHB, IOWA  
 Jack Clancy, E, MICH  
 George Webster, DB, MSU  
 Tim Wheeler, LB, MINN  
 Roger Murphy, E, NU  
 Ray Pryor, C, OSU  
 Bob Griese, QB, PUR  
 Jack Emmer, WR, RU  
 Bob Richter, LB, WIS

## 1967

John Wright, E, ILL  
 Harry Gonson, QB, IND  
 Silas McKinnie, TB, IOWA  
 Ron Johnson, HB, MICH  
 Dwight Lee, HB, MSU  
 Tom Sakal, DHB, MINN  
 Bruce Gunstr, G, NU  
 Dirk Worden, LB, OSU  
 Leroy Keyes, HB, PUR  
 James Baker, WR, RU  
 Tom Domres, DT, WIS

## 1968

Rich Johnson, FB, ILL  
 Al Gage, E, IND (co)  
 Harry Gonson, QB, IND (co)  
 Ed Podolak, QB-TB, IOWA  
 Ron Johnson, HB, MICH  
 Al Brenner, E-S, MSU  
 Wayne King, LB, MINN  
 Jack Rudnay, C, NU  
 Mark Stier, LB, OSU  
 Leroy Keyes, HB, PUR  
 Bryant Mitchell, RB, RU  
 Ken Criter, LB, WIS

## 1969

Doug Dieken, E, ILL  
 John Isenbarger, HB, IND  
 Larry Ely, LB, IOWA  
 Jim Mandich, E, MICH  
 Ron Saul, G, MSU  
 Ray Parson, E, MINN  
 Don Ross, LB, NU  
 Jim Otis, FB, OSU  
 Mike Phipps, QB, PUR  
 Rich Policastro, QB, RU  
 Stu Voigt, E, WIS

## 1970

Doug Dieken, E, ILL  
 Chris Morris, T, IND  
 Dave Clement, LB, IOWA  
 Henry Hill, MG, MICH (co)  
 Don Moorhead, QB, MICH (co)  
 Eric Allen, HB, MICH  
 Jeff Wright, DB, MINN  
 Mike Adamle, FB, NU  
 Jim Stillwagon, MG, OSU  
 Steve Brown, FL, PUR  
 Larry P. Clymer, DB, RU  
 Chuck Winfrey, MG, WIS

## 1971

Terry Masar, K, ILL  
 Chuck Thomson, LB, IND  
 Craig Clemons, DB, IOWA  
 Billy Taylor, HB, MICH  
 Eric Allen, HB, MSU  
 Tom Chandler, DE, MINN  
 John Voorhees, LB, NU  
 Tom DeLeone, C, OSU  
 Tom Luken, G, PUR  
 Sam Picketts, LB, RU  
 Neil Graff, QB, WIS

## 1972

Larry McCarren, C, ILL (co)  
 Larry Allen, DE, ILL (co)  
 Glenn Scolnik, SE, IND  
 Dan Dickel, DE, IOWA  
 Ron Kecman, C, MD  
 Randy Logan, DB, MICH  
 Gail Clark, LB, MSU  
 John King, FB, MINN  
 Jim Lash, SE, NU (co)  
 Jim Anderson, DT, NU (co)  
 George Hasenohri, DT, OSU  
 Otis Armstrong, HB, PUR  
 Larry Christoff, TE/WR, RU  
 Rufus Ferguson, HB, WIS

## 1973

Octavus Morgan, DE, ILL  
 Chuck Sukurs, C, IND  
 Brian Rollins, WR, IOWA  
 Paul Seal, TE, MICH  
 Ray Nester, LB, MSU  
 Steve Neils, DE, MINN  
 Stan Key, HB, NU  
 Archie Griffin, HB, OSU  
 Bo Bobrowski, QB, PUR  
 James Jennings, RB, RU  
 Mike Webster, C, WIS

# MOST VALUABLE PLAYERS

## 1974

Tom Hicks, LB, ILL  
Donnie Thomas, LB, IND  
Rob Fick, QB, IOWA  
Randy White, DT, MD  
Steve Strinko, LB, MICH  
Charlie Baggett, QB, MSU  
Ollie Bakken, LB, MINN  
Paul Hiemenz, OT, NU  
Archie Griffin, HB, OSU  
Larry Burton, WR, PUR  
Ed Jones, DB, RU  
Gregg Bohlig, QB, WIS

## 1975

Stu Levenick, OT, ILL  
Donnie Thomas, LB, IND  
Andre Jackson, LB, IOWA  
John Schultz, WB, MD  
Gordon Bell, TB, MICH  
Levi Jackson, FB, MSU  
Tony Dungy, QB, MINN  
Greg Boykin, HB, NU  
Cornelius Green, QB, OSU  
Mike Pruitt, FB, PUR  
Curt Edwards, RB, RU  
Billy Marek, HB, WIS

## 1976

Scott Studwell, LB, ILL  
Steve Sanders, LB, IND  
Butch Caldwell, QB, IOWA (co)  
Tom Grine, DE, IOWA (co)  
Tim Wilson, FB, MD  
Rob Lytle, TB, MICH  
Rich Baes, TB, MSU  
Tony Dungy, QB, MINN  
Randy Dean, QB, NU  
Bob Brudzinski, DE, OSU  
Scott Dierking, TB, PUR  
Nate Toran, DT, RU  
Mike Carroll, QB, WIS

## 1977

John Sullivan, LB, ILL  
Joe Norman, LB, IND  
Rod Sears, DB, IOWA (co)  
Tom Rusk, LB, IOWA (co)  
Ted Klaube, DG, MD  
Russell Davis, FB, MICH  
Larry Bethea, DT, MSU  
Steve Midboe, DT, MINN  
Paul Maly, LB, NU  
Dave Adkins, LB, OSU  
Fred Arrington, LB, PUR  
Bert Kosup, QB, RU  
Dave Crossen, LB, WIS

## 1978

John Sullivan, LB, ILL  
Joe Norman, LB, IND  
Tom Rusk, LB, IOWA  
Neal Olkewicz, LB, MD  
Rick Leach, QB, MICH  
Ed Smith, QB, MSU  
Marion Barber, TB, MINN  
Pat Geegan, DB, NU  
Tom Cousineau, LB, OSU  
Chuck Fusina, QB, PSU  
Keena Turner, DE, PUR  
David Dorn, RB/WR, RU  
Mike Kalasmiki, QB, WIS

## 1979

Lawrence McCullough, QB, ILL  
Tim Clifford, QB, IND  
Dennis Mosley, TB, IOWA  
Brian Matera, LB, MD  
Ron Simpkins, LB, MICH  
Dan Bass, LB, MSU  
Mark Carlson, QB, MINN  
Chuck Kern, LB, NU  
Jim Laughlin, LB, OSU  
Matt Suhey, RB, PSU  
Dave Young, TE, PUR  
Deron Cherry, DB, RU  
Tom Stauss, FL, WIS

## 1980

Dave Wilson, QB, ILL  
Tim Clifford, QB, IND  
Keith Chappelle, WR, IOWA  
Lloyd Burruss, DB, MD  
Anthony Carter, WR, MICH  
Steve Smith, TB, MSU  
Marion Barber, TB, MINN  
Todd Sheets, SE, NU  
Calvin Murray, TB, OSU  
Booker Moore, RB, PSU  
Mark Herrmann, QB, PUR  
Ken Smith, DB, RU  
Dave Ahrens, LB, WIS

## 1981

Tony Eason, QB, ILL  
Bob Stephenson, TE, IND  
Mel Cole, LB, IOWA  
Butch Woolfolk, TB, MICH  
Greg Vanderhout, DG, MD  
Bryan Clark, QB, MSU  
Mike Hohensee, QB, MINN  
Rich Raffin, LB, NU  
Art Schlichter, QB, OSU  
Sean Farrell, G, PSU  
Steve Bryant, WR, PUR  
Frank Naylor, C, RU  
Dave Levenick, LB, WIS

## 1982

Tony Eason, QB, ILL  
Babe Laufenburg, QB, IND  
Bobby Stoops, DB, IOWA  
John Tice, TE, MD  
Anthony Carter, WR, MICH  
James Neely, LB, MSU  
Mike Hohensee, QB, MINN  
Chris Hinton, OT, NU  
Tim Spencer, TB, OSU  
Curt Warner, RB, PSU  
Mark Brown, LB, PUR  
Jim Dumont, DB, RU  
Randy Wright, QB, WIS

## 1983

Don Thorp, DL, ILL  
Duane Gunn, WR, IND  
Chuck Long, QB, IOWA  
Boomer Esiason, QB, MD  
Steve Smith, QB, MICH  
Carl Banks, LB, MSU  
Randy Rasmussen, C, MINN  
Ricky Edwards, HB, NU  
John Frank, TE, OSU  
Kenny Jackson, WR, PSU  
Scott Campbell, QB, PUR  
Jim Dumont, DB, RU  
Al Toon, WR, WIS

## 1984

David Williams, WR, ILL  
Joe Fitzgerald, LB, IND  
Ronnie Harmon, RB, IOWA  
Eric Wilson, LB, MD  
Mike Mallory, LB, MICH  
Jim Morrissey, LB, MSU  
Rickey Foggie, QB, MINN  
Keith Cruise, DT, NU  
Keith Byars, RB, OSU  
Nick Haden, C, PSU  
Jim Everett, QB, PUR  
Andrew Baker, FL, RU  
Al Toon, WR, WIS

## 1985

David Williams, WR, ILL  
Bobby Howard, RB, IND  
Chuck Long, QB, IOWA  
Stan Gelbaugh, QB, MD  
Mike Hammerstein, DT, MICH  
Lorenzo White, RB, MSU  
Rickey Foggie, QB, MINN  
Mike Witteck, LB, NU  
Jim Karsatos, QB, OSU  
Michael Zordich, DB, PSU  
Jim Everett, QB, PUR  
Tyronne Stowe, DB, RU  
Larry Emery, RB, WIS

## 1986

Keith Jones, RB, ILL  
Van Waiters, OLB, IND  
Rick Bayless, RB, IOWA  
Chuck Faucette, LB, MD  
Jim Harbaugh, QB, MICH  
Dave Yarema, QB, MSU (co)  
Mark Ingram, FL, MSU (co)  
Darrell Thompson, RB, MINN  
Mike Greenfield, QB, NU  
Cris Carter, SE, OSU  
Shane Conlan, LB, PSU  
Rod Woodson, DB, PUR  
Tyronne Stowe, DB, RU  
Michael Reid, LB, WIS

## 1987

Darryl Usher, WR, ILL  
Ernie Jones, WR, IND  
Chuck Hartlieb, QB, IOWA (co)  
Marv Cook, TE, IOWA (co)  
Dave Haight, NG, IOWA (co)  
Kevin Walker, LB, MD  
Jamie Morris, RB, MICH  
Lorenzo White, RB, MSU  
Rickey Foggie, QB, MINN  
Tom Kaukialo, LB, NU  
Chris Spielman, LB, OSU  
Matt Knizner, QB, PSU  
Anthony Hardy, WR, PUR  
Scott Erney, QB, RU  
Paul Gruber, OT, WIS

## 1988

Keith Jones, RB, ILL  
Anthony Thompson, TB, IND  
Chuck Hartlieb, QB, IOWA  
Dan Plocki, PK, MD  
Mark Messner, OT, MICH  
Kurt Larson, OLB, MSU  
Chris Gaiters, SE, MINN  
Byron Sanders, RB, NU  
Jeff Uhlenhake, C, OSU  
Steve Wisniewski, G, PSU  
Marc Foster, FS, PUR  
Scott Erney, QB, RU  
David Wings, LB, WIS

## 1989

Mike Bellamy, SE, ILL (co)  
Moe Gardner, NT, ILL (co)  
Anthony Thompson, TB, IND  
Jim Johnson, DT, IOWA  
Neil O'Donnell, QB, MD (co)  
Scott Saylor, LB, MD (co)  
Tony Boles, TB, MICH  
Percy Snow, MLB, MSU  
Darrell Thompson, TB, MINN  
Richard Buchanan, FL, NU (co)  
Bob Christian, RB, NU (co)  
Derek Isaman, LB, OSU  
Blair Thomas, RB, PSU  
Calvin Williams, FL, PUR  
Scott Erney, QB, RU  
Tim Knoeck, OLB, WIS

## 1990

Howard Griffith, FB, ILL  
Mike Dumas, SS, IND  
Nick Bell, RB, IOWA  
Scott Zolak, QB, MD  
Tripp Welborne, SS, MICH  
Dan Enos, QB, MSU (co)  
Hyland Hickson, TB, MSU (co)  
Mike Sunvold, DT, MINN  
Ed Sutter, LB-P, NU (co)  
Bob Christian, RB, NU (co)  
Richard Buchanan, FL, NU (co)  
Jeff Graham, FL, OSU  
Leroy Thompson, RB, PSU  
Jeff Zgonina, DT, PUR  
James Jenkins, TE, RU  
Don Davey, DT, WIS

## 1991

Kameno Bell, FB, ILL  
Vaughn Dunbar, TB, IND  
Leroy Smith, DE, IOWA  
Larry Webster, DT, MD  
Desmond Howard, SE, MICH  
Chuck Bullough, MLB, MSU (co)  
Courtney Hawkins, FL, MSU (co)  
Sean Lumpkin, SS, MINN  
Ed Sutter, LB-P, NU  
Mark Benson, FL, NU  
Carlos Snow, TB, OSU  
Tony Sacca, QB, PSU  
Jim Schwantz, LB, PUR  
Elnardo Webster, LB, RU  
Troy Vincent, CB, WIS



# MOST VALUABLE PLAYERS

## 1992

Jason Verduzco, QB, ILL  
Trent Green, QB, IND  
Mike Devlin, C, IOWA  
Marcus Badgett, WR, MD  
Chris Hutchinson, DT, MICH  
Mill Coleman, FL-QB, MSU  
Keith Ballard, OT, MINN  
Lee Gissendaner, WR, NU  
Kirk Herbstreit, QB, OSU  
O.J. McDuffie, WR, PSU  
Eric Beatty, LB, PUR  
Shawn Williams, LB, RU  
Gary Casper, LB, WIS

## 1993

Dana Howard, LB, ILL  
Thomas Lewis, WR, IND  
Mike Wells, DL, IOWA  
Jason Kremus, WR, MD  
Buster Stanley, DT, MICH  
Jim Miller, QB, MSU  
Omar Douglas, WR, MINN  
Steve Shine, LB, NU  
Raymont Harris, RB, OSU  
Lou Benfatti, DT, PSU  
Mike Alstott, FB, PUR  
Terrell Willis, RB, RU  
Brent Moss, RB, WIS

## 1994

Dana Howard, LB, ILL  
Alfonzo Thurman, LB, IND  
Parker Wildeman, DL, IOWA (co)  
Marquis Porter, DB, IOWA (co)  
Kent Kahl, FB, IOWA (co)  
Steve Ingram, OT, MD  
Todd Collins, QB, MICH  
Scott Green, TB/FB, MSU  
Chris Darkins, TB, MINN  
Matt O'Dwyer, OL, NU  
Korey Stringer, OL, OSU  
Kerry Collins, QB, PSU  
Mike Alstott, FB, PUR  
Marco Battaglia, TE, RU  
Terrell Fletcher, TB, WIS

## 1995

Kevin Hardy, LB, ILL  
Sean Glover, TB, IND  
Sedrick Shaw, TB, IOWA  
Jermaine Lewis, WR, MD  
Tim Biakabutuka, TB, MICH  
Scott Greene, FB, MSU  
Craig Sauer, QB, MINN  
Darnell Autry, TB, NU  
Eddie George, TB, OSU  
Bobby Engram, WR, PSU  
Mike Alstott, FB, PUR  
Marco Battaglia, TE, RU  
Darrell Bevell, QB, WIS (co)  
Eric Unverzagt, LB, WIS (co)

## 1996

Robert Holcombe, RB, ILL  
Alex Smith, TB, IND  
Sedrick Shaw, RB, IOWA (co)  
Ross Verba, OL, IOWA (co)  
Damien Robinson, DB, IOWA (co)  
Tim Dwight, WR, IOWA (co)  
Rod Payne, C, MICH  
Duane Goulbourne, TB, MSU  
Ryan Thelwell, WR, MINN (co)  
Gann Brooks, OT, MINN (co)  
Steve Schnur, QB, NU  
Orlando Pace, OT, OSU  
Brandon Noble, DT, PSU  
Brian Alford, WR, PUR  
Rashod Swinger, DT, RU  
Pete Monty, LB, WIS

## 1997

Robert Holcombe, RB, ILL  
Chris Gall, FB, IND (co)  
Kywin Supernaw, FS, IND (co)  
Tavian Banks, RB, IOWA (co)  
Kerry Cooks, DB, IOWA (co)  
Tim Dwight, WB, IOWA (co)  
Jared DeVries, DL, IOWA (co)  
Brian Cummings, QB, MD  
Charles Woodson, CB, MICH  
Ike Reese, MLB, MSU  
Lamanzer Williams, DE, MINN  
Brian Musso, WR, NU  
Antoine Winfield, DB, OSU  
Mike McQueary, QB, PSU  
Billy Dicken, QB, PUR (co)  
Brian Alford, WR, PUR (co)  
Brian Sheridan, LB, RU  
Tom Burke, DE, WIS

## 1998

Danny Clark, LB, ILL  
Jabar Robinson, LB, IND  
Jared DeVries, DL, IOWA  
Eric Barton, LB, MD  
Tai Streets, WR, MICH  
Sorrie Kanu, DB, MSU  
Tyrone Carter, DB, MINN  
D'Wayne Bates, WR, NU  
Joe Germaine, QB, OSU  
Brad Scioli, DE, PSU  
Rosevelt Colvin, DE, PUR  
Reggie Stephens, CB, RU  
Tom Burke, DE, WIS

## 1999

Kurt Kittner, QB, ILL  
Antwaan Randle El, QB, IND  
Ladell Betts, RB, IOWA (co)  
Matt Bowen, SS, IOWA (co)  
LaMont Jordan, TB, MD  
Tom Brady, QB, MICH  
Aric Morris, SS, MSU  
Tyrone Carter, SS, MINN  
Kevin Bentley, LB, NU  
Ahmed Plummer, CB, OSU  
Courtney Brown, DL, PSU  
Chris Daniels, WR, PUR  
Wayne Hampton, DE, RU  
Ron Dayne, RB, WIS (co)  
Chris McIntosh, T, WIS (co)

## 2000

Kurt Kittner, QB, ILL  
Antwaan Randle El, QB, IND  
Kevin Kasper, WR, IOWA (co)  
LeVar Woods, LB, IOWA (co)  
Shawn Forte, FS, MD  
Anthony Thomas, RB, MICH  
Richard Newsome, S, MSU  
Ben Hamilton, OL, MINN (co)  
Ron Johnson, WR, MINN (co)  
Damien Anderson, RB, NU  
Derek Combs, RB, OSU  
Justin Kurpeikis, DL, PSU  
Drew Brees, QB, PUR  
Dennis Thomas, RB, RU  
Chris Chambers, WR, WIS

## 2001

Kurt Kittner, QB, ILL  
Antwaan Randle El, QB, IND (co)  
Levron Williams, RB, IND (co)  
Ladell Betts, RB, IOWA (co)  
Bob Sanders, DB, IOWA (co)  
EJ Henderson, LB, MD  
Marquise Walker, WR, MICH  
Josh Thornhill, LB, MSU  
Ron Johnson, WR, MINN  
Zak Kustok, QB, NU  
Jonathan Wells, RB, OSU  
John Gilmore, TE, PSU  
Akin Ayodele, DE, PUR  
Gary Brackett, LB, RU  
Lee Evans, WR, WIS

## 2002

Antoine Harris, RB, ILL  
Kris Dielman, DL, IND  
Brad Banks, QB, IOWA  
EJ Henderson, LB, MD  
B.J. Askew, FB, MICH  
Charles Rogers, WR, MSU  
Jermaine Mays, WR, MINN  
Jason Wright, RB, NU  
Craig Krenzel, QB, OSU (co)  
Chris Gamble, DB/WR, OSU (co)  
Larry Johnson, RB, PSU  
John Standeford, WR, PUR  
Gary Brackett, LB, RU  
Jim Leonhard, DB, WIS

## 2003

Derrick Strong, DE, ILL  
Joe Gonzalez, DB, IND  
Robert Gallery, OL, IOWA  
Scott McBrien, QB, MD  
Chris Perry, RB, MICH  
Jeff Smoker, QB, MSU  
Asad Abdul-Khalig, QB, MINN  
Jason Wright, RB, NU  
Michael Jenkins, WR, OSU  
Sean McHugh, FB, PSU  
Shaun Phillips, DE, PUR  
Raheem Orr, DE, RU  
Lee Evans, WR, WIS

## 2004

Pierre Thomas, RB, ILL  
Courtney Roby, WR, IND  
Jonathan Babineaux, DT, IOWA (co)  
Drew Tate, QB, IOWA (co)  
D'Qwell Jackson, LB, MD  
Braylon Edwards, WR, MICH  
Drew Stanton, QB, MSU  
Marion Barber III, RB, MINN (co)  
Laurence Maroney, RB, MINN (co)  
Noah Herron, RB, NU (co)  
Tim McGarigle, LB, NU (co)  
Mike Nugent, K, OSU  
Zack Mills, QB, PSU  
Kyle Orton, QB, PUR (co)  
Taylor Stubblefield, WR, PUR (co)  
Tres Moses, WR, RU  
Scott Starks, DB, WIS

## 2005

Pierre Thomas, RB, ILL  
Kyle Killion, LB, IND  
Chad Greenway, LB, IOWA (co)  
Ed Hinkel, WR, IOWA (co)  
Abdul Hodge, LB, IOWA (co)  
Albert Young, RB, IOWA (co)  
D'Qwell Jackson, LB, MD  
Jason Avant, WR, MICH  
Eric Smith, SS, MSU  
Greg Eslinger, C, MINN (co)  
Laurence Maroney, RB, MINN (co)  
Brett Basanez, QB, NU  
A.J. Hawk, LB, OSU  
Michael Robinson, QB, PSU  
Rob Ninkovich, DE, PUR  
Ryan Neill, LB, RU  
Brian Calhoun, RB, WIS

## 2006

J Leman, LB, ILL  
Kellen Lewis, QB, IND  
Mike Klinkenborg, LB, IOWA (co)  
Marshal Yanda, OL, IOWA (co)  
Josh Wilson, CB, MD  
David Harris, LB, MICH (co)  
Mike Hart, RB, MICH (co)  
Drew Stanton, QB, MSU  
Matt Spaeth, TE, MINN  
Nick Roach, LB, NU (co)  
Tyrell Sutton, RB, NU (co)  
Troy Smith, QB, OSU  
Paul Posluszny, LB, PSU  
Anthony Spencer, DE, PUR  
Ray Rice, RB, RU  
Joe Thomas, OT, WIS (co)  
John Stocco, QB, WIS (co)  
Joe Monty, DL, WIS (co)  
Joe Stellmacher, DB, WIS (co)  
Roderick Rogers, DB, WIS (co)  
Mark Zalewski, LB, WIS (co)

# MOST VALUABLE PLAYERS

## 2007

Rashard Mendenhall, RB, ILL  
James Hardy, WR, IND  
Mike Humpal, LB, IOWA (co)  
Albert Young, RB, IOWA (co)  
Erin Henderson, LB, MD  
Mike Hart, RB, MICH  
Javon Ringer, RB, MSU  
Dom Barber, DB, MINN  
Adam Kadela, LB, NU (co)  
Eric Peterman, WR, NU (co)  
James Laurinaitis, LB, OSU (co)  
Chris Wells, RB, OSU (co)  
Dan Connor, LB, PSU  
Dustin Keller, TE, PUR  
Ray Rice, RB, RU  
Tyler Donovan, QB, WIS (co)  
Matt Shaughnessy, DE, WIS (co)

## 2008

Arrelious Benn, WR, ILL  
Jammie Kirlew, DE, IND  
Shonn Greene, RB, IOWA (co)  
Mitch King, DT, IOWA (co)  
Jeremy Navarre, DL, MD  
Brandon Graham, DE, MICH  
Javon Ringer, RB, MSU  
Willie VanDeSteege, DE, MINN  
Joe Ganz, QB, NEB  
Corey Wootton, DE, NU  
Chris Wells, RB, OSU  
Derrick Williams, WR, PSU  
Anthony Heygood, LB, PUR  
Mike Teel, QB, RU  
Allen Langford, DB, WIS

## 2009

Jon Asamoah, OG, ILL  
Jammie Kirlew, DE, IND  
Pat Angerer, LB, IOWA (co)  
Ricky Stanzi, QB, IOWA (co)  
Torrey Smith, WR, MD  
Brandon Graham, DE, MICH  
Brett Swenson, K, MSU  
Lee Campbell, LB, MINN (co)  
Eric Decker, WR, MINN (co)  
Ndamukong Suh, DT, NEB  
Mike Kafka, QB, NU (co)  
Sherrick McManis, CB, NU (co)  
Kurt Coleman, S, OSU  
Daryll Clark, QB, PSU  
Joey Elliott, QB, PUR (co)  
Ryan Kerrigan, DE, PUR (co)  
Robert Maci, special teams, PUR (co)  
Carson Wiggs, K, PUR (co)  
Devin McCourty, DB, RU  
Garrett Graham, TE, WIS (co)  
O'Brien Schofield, DE, WIS (co)

## 2010

Mikel Leshoure, RB, ILL  
Ben Chappell, QB, IND  
Karl Klug, DT, IOWA (co)  
Ricky Stanzi, QB, IOWA (co)  
Alex Wujciak, LB, MD  
Denard Robinson, QB, MICH  
Greg Jones, LB, MSU  
Adam Weber, QB, MINN  
Eric Hagg, DB, NEB  
Dan Persa, QB, NU  
Dane Sanzenbacher, WR, OSU  
Brett Brackett, WR, PSU  
Dennis Kelly, OT, PUR (co)  
Ryan Kerrigan, DE, PUR (co)  
Chris Carlino, special teams, PUR (co)  
Joe Lefeged, DB, RU  
Scott Tolzien, QB, WIS (co)  
J.J. Watt, DE, WIS (co)

## 2011

Whitney Mercilus, DE, ILL  
None selected, IND  
Broderick Binns, DE, IOWA (co)  
Marvin McNutt, WR, IOWA (co)  
Joe Vellano, MD  
Denard Robinson, QB, MICH  
B.J. Cunningham, WR, MSU  
MarQueis Gray, QB, MINN  
Rex Burkhead, RB, NEB (co)  
Lavonte David, LB, NEB (co)  
None selected, NU  
Dan Herron, RB, OSU  
Devon Still, DT, PSU  
Dennis Kelly, OT, PUR (co)  
Kawann Short, DT, PUR (co)  
Chris Carlino, special teams, PUR (co)  
Mohamed Sanu, WR, RU  
Montee Ball, RB, WIS (co)  
Russell Wilson, QB, WIS (co)  
Mike Taylor, LB, WIS (co)  
Antonio Fenelus, DB, WIS (co)

## 2012

Graham Pocic, C, ILL (co)  
Michael Buchanan, DE, ILL (co)  
Justin Green, special teams, ILL (co)  
Adam Replogle, DT, IND  
James Ferentz, C, IOWA (co)  
Micah Hyde, DB, IOWA (co)  
Stefon Diggs, MD  
Jordan Kovacs, DB, MICH  
Le'Veon Bell, RB, MSU  
MarQueis Gray, QB, MINN  
Taylor Martinez, QB, NEB (co)  
Will Compton, LB, NEB (co)  
Brett Maher, special teams, NEB (co)  
None Selected, NU  
John Simon, DL, OSU  
Michael Mauti, LB, PSU  
Akeem Shavers, RB, PUR (co)  
Rick Schmeig, OG, PUR (co)  
Landon Feichter, DB, PUR (co)  
Kawann Short, DT, PUR (co)  
Danny Antrhop, special teams, PUR (co)  
Sean Robinson, special teams, PUR (co)  
Khaseem Greene, LB, RU  
Jared Abbrederis, WR, WIS (co)  
Montee Ball, RB, WIS (co)  
Chris Borland, LB, WIS (co)  
Mike Taylor, LB, WIS (co)

## 2013

Nathan Scheelhaase, QB, ILL (co)  
Jonathan Brown, LB, ILL (co)  
Miles Osei, special teams, ILL (co)  
Cody Latimer, WR, IND  
Brandon Scherff, OT, IOWA (co)  
Anthony Hitchens, LB, IOWA (co)  
C.J. Brown, MD  
Jeremy Gallon, WR, MICH  
Darqueze Dennard, DB, MSU  
Ra'Shede Hageman, DL, MINN  
Ameer Abdullah, RB, NEB  
Tyler Scott, DL, NU  
Jack Mewhort, OT, OSU  
DaQuan Jones, DL, PSU  
Robert Kugler, C, PUR (co)  
Ricardo Allen, DB, PUR (co)  
Cody Webster, P, PUR (co)  
Quron Pratt, WR, RU  
Chris Borland, LB, WIS

## 2014

Reilly O'Toole, QB, ILL (co)  
Earnest Thomas III, LB, ILL (co)  
Tevin Coleman, RB, IND  
Brandon Scherff, OT, IOWA (co)  
Louis Trinca-Pasat, DT, IOWA (co)  
William Likely, DB, MD  
Jake Ryan, LB, MICH  
Tony Lippett, WR, MSU  
David Cobb, RB, MINN  
Ameer Abdullah, RB, NEB  
Justin Jackson, RB, NU (co)  
Ibraheim Campbell, S, NU (co)  
Evan Spencer, WR, OSU  
Mike Hull, LB, PSU  
Akeem Hunt, RB, PUR (co)  
Landon Feichter, S, PUR (co)  
Paul Griggs, K, PUR (co)  
Gary Nova, QB, RU  
Melvin Gordon, RB, WIS

# ALL-TIME ACADEMIC ALL-BIG TEN

## 1953

Don Ernst, Bob Lenzini, ILL; Tom Dailey, IND; Bill Fenton, Jerry Hilgenberg, IOWA; Dick Balzhiser, MICH; Carl Diener, MSU; Paul Giel, MINN; John Borton, OSU; Froncie Gutman, PUR; John Dixon, WIS.

## 1954

Jack Chamblin, ILL; Brad Bomba, IND; Warren Lawson, IOWA; Don Kauth, MSU; John Baumgartner, MINN; Sandy Sacks, NU; Dick Hilinski, John Borton, OSU; Froncie Gutman, PUR; Clarence Stensby, Pat Levenhagen, WIS.

## 1955

Jim Minor, ILL; Brad Bomba, IND; Dick Dessy, IOWA; Jim Orwig, MICH; Carl Nystrom, MSU; Dick Borstad, Bob Hobert, MINN; Frank Ellwood, Fred Kriss, OSU; Jim Whitmer, PUR; Pat Levenhagen, WIS.

## 1956

Jim Minor, ILL; Brad Bomba, IND; Frank Bloomquist, IOWA; Jim Orwig, MICH; Dick Borstad, Perry Gehring, Bob Hobert, MINN; John Smith, NU; Frank Ellwood, OSU; Len Dawson, PUR; Pat Levenhagen, WIS.

## 1957

Bob Allen, Dale Smith, ILL; Jim Orwig, MICH; Bob Jewitt, Blanche Martin, MSU; Perry Gehring, Mike Svendsen, MINN; Andy Cvercko, NU; Frank Kremblas, Bob White, OSU; John Heineke, WIS.

## 1958

Tommy Kendrick, IND; Dick Barker, Ellison Kelly, MSU; Perry Gehring, Mike Svendsen, MINN; Andy Cvercko, NU; Bob White, OSU; Gene Selawski, PUR; Jon Hobbs, Jerry Stalcup, Bob Seman, WIS.

## 1959

Dave Ash, ILL; Donald Noone, IND; Darrell Harper, MICH; Blanche Martin, MSU; Jerome Shetler, Michael Wright, MINN; Gene Gossage, NU; Bob White, OSU; Leonard Jardine, PUR; Henry Derlith, Dale Hackbart, WIS.

## 1960

Darrell DeDecker, ILL; Alex Trombetta, IND; Bill Freehan, Jerry Smith, MICH; Ed Ryan, MSU; Bob Eickhoff, Mike Stock, NU; Bill Wentz, OSU; Jerry Beabout, PUR; Henry Derleth, WIS.

## 1961

Bennie McRae, Jon Schopf, Bill Tunnicliff, MICH; Judge Dickson, Jim Wheeler, MINN; Bob Eickhoff, Boyd Melvin, Larry Onesti, NU; Tom Perdue, OSU; Jack Elwell, PUR; Brian Moore, WIS.

## 1962

Dick Deller, ILL; Ken Ellis, IND; Harvey Chapman, Joe O'Donnell, MICH; Paul Flatley, Jerry Goshgarian, Kent Pike, NU; Dave Katterhenrich, OSU; Ron Meyer, PUR; Ron Carlson, Pat Richter, WIS.

## 1963

Dick Deller, Mike Dundy, Mike Taliaferro, ILL; Joe O'Donnell, Bob Timberlake, MICH; Milt Sunde, MINN; George Burman, Joe Szczecko, NU; Dave Ellison, PUR; Ken Bowman, Billy Smith, WIS.

## 1964

Bruce Capel, Jim Grabowski, ILL; Bill Keating, John Marcum, Bob Timberlake, MICH; Dick Gordon, Gene Washington, MSU; Dave Cyranoski, Mike Schwager, Joe Szczecko, NU; Arnie Chonko, OSU.

## 1965

Jim Grabowski, John Wright, ILL; Don Bierowicz, Don Japinga, Steve Juday, Jim Proebstle, MSU; Mike Beiner, Ken Ramsey, NU; Ray Pryor, Bill Ridder, OSU; Gordon Teter, PUR.

## 1966

Tony Pleviak, John Wright, ILL; Tom Shuette, IND; Bob Gibbs, Tony Williams, IOWA; Dave Fisher, Dick Vidmer, MICH; Al Brenner, Pat Gallinagh, MSU; Don Kamzelski, Bob Stein, MINN; Woody Campbell, Tom Garretson, Justin Ramp, NU; Dave Foley, Dick Himes, Tom Portsmouth, Ray Pryor, Mark Stier, OSU; Phil Peterson, Eric Rice, Bob Richter, WIS.

## 1967

Tony Pleviak, Dave Tomasula, John Wright, ILL; Tom Bilunas, Harry Gonso, IND; Tony Williams, IOWA; Joe Dayton, MICH; Ezell Jones, Ron Kamzelski, Dave Nixon, Bob Stein, MINN; John Cornell, Tom Garretson, Chico Kurzawski, Bob Olson, NU; Dick Himes, OSU; Jim Beirne, Dennis Cirbes, Lance Olssen, Mike Phipps, Bob Sebeck, PUR; Wally Schoessow, WIS.

## 1968

Tony Pleviak, ILL; Tom Bilunas, Harry Gonso, IND; Ray Manning, IOWA; Brian Healy, MICH; Don Baird, Al Brenner, Rich Saul, Dave VanElst, MSU; Noel Jenke, Wayne King, Barry Mayer, Bob Stein, MINN; Dick Emmerich, Chico Kurzawski, NU; Dave Foley, John Mulhbach, Mark Stier, OSU; Tim Foley, Bill Yanchar, PUR; Wally Schoessow, WIS.

## 1969

Bruce Erb, Doug Redmann, ILL; Vic Malinovsky, IND; Ray Manning, Steve Penney, Kerry Reardon, IOWA; Brian Healy, Jim Mandich, MICH; Rich Saul, Dave VanElst, MSU; Barry Meyer, Leon Trawick, MINN; Bill Galler, Rick Telander, Joe Zigulich, NU; Doug Adams, Dave Cheney, Bill Urbanik, OSU; Tim Foley, Mike Phipps, Bill Yanchar, PUR.

## 1970

Bob Bucklin, Jim Rucks, ILL; Vic Malinovsky, E.G. White, IND; Ray Manning, Kerry Reardon, IOWA; Phil Seymour, MICH; Joe DeLamielleure, MSU; Eric Hutchinson, Jim Lash, Barry Pearson, John Rodman, Rick Telander, John Voorhees, Joe Zigulich, NU; Dave Chaney, Rex Kern, Mike Sensibaugh, OSU; Steve Nurrenbern, PUR; Jim DeLisle, WIS.

## 1971

Bob Bucklin, Glenn Collier, Larry Huisinga, Mike Wells, Dave Wright, ILL; Charlie Byrnes, Alan Dick, Dan Grossman, Mike Heizman, Steve Helmich, IND; Dave Triplett, IOWA; Bruce Elliott, Dave Gallagher, MICH; Bart Buetow, Ron King, MINN; Steve Craig, Jack Derring, Jack Dustin, Dave Glantz, Marty McGann, NU; Rick Seifert, Rick Simon, OSU; Rufus Ferguson, Neil Graff, Keith Nosbusch, Bob Storck, WIS.

## 1972

Ken Braid, Larry Huisinga, Larry McCarren, Mike Navarro, Dave Wright, ILL; Dan Grossman, Jerry Johnson, Joe Pawlitsch, Glenn Scolnik, Dave Spungen, IND; Dave Gallagher, Bill Hart, Mike Lantry, MICH; Doug Kingsriter, MINN; Jim Anderson, Mitch Anderson, Steve Craig, Greg Strunk, Jim Trimble, NU; Rick Seifert, OSU; Brent Myers, Tim Racke, PUR; Rufus Ferguson, Keith Nosbusch, WIS.

## 1973

Mike Gow, Ty McMillin, ILL; Bill Armstrong, John Babcock, Chuck Sukurs, Jim Wenzel, IND; Dave Brown, Dave Gallagher, Larry Gustafson, Kirk Lewis, Don Warner, MICH; Bruce Harms, Richard Pawlak, John Shinsky, MSU; Jeff Gunderson, MINN; Mitch Anderson, Steve Craig, Ray Felton, Jim Trimble, Mike Varty, NU; Randy Gradishar, OSU; Bob Hofteizer, PUR; Gregg Bohlig, WIS.

## 1974

Dan Beaver, Bill Kleckner, Mark Peterson, ILL; Dave Bryant, Bobby Elliott, Jim Hilgenberg, Brant Yocum, IOWA; Kirk Lewis, MICH; Richard Baes, Tom Cole, Kim Rowekamp, MSU; Mitch Anderson, Carl Patrncak, Joe Patrncak, Jim Trimble, NU; Brian Baschnagel, Pat Curto, Ken Kuhn, Bill Lukens, Bruce Ruhl, OSU; Larry Burton, PUR; Gregg Bohlig, Randy Frojker, Rick Koeck, WIS.

## 1975

Dennis Armington, Bob Elliott, Jim Hilgenberg, Nick Quartaro, Brandt Yocum, IOWA; Dan Jilek, MICH; Tom Standal, MSU; Tom Dundy, MINN; Randy Dean, Carl Peterson, Pete Shaw, Marty Szostak, NU; Brian Baschnagel, Pat Curto, Tim Fox, Ken Kuhn, Bruce Ruhl, Chris Ward, OSU; Jeff Stapelton, John Switt, PUR.

## 1976

Dan Beaver, Jerry Finis, Mac McCracken, ILL; Dale Keneipp, IND; Rod Sears, IOWA; John Anderson, Bob Lang, Jim Pickens, Curt Stephenson, Dominic Tedesco, MICH; Thomas Cole, David Duda, Craig Fedore, MSU; Tony Dundy, Brian Harvey, Kent Kitzmann, Bob Weber, MINN; Bob Dean, Pat Geegan, Paul Maly, NU; Pete Johnson, Bill Lukens, OSU; Chris Barr, Kim Cripe, PUR; James Moore, WIS.

## 1977

Mike McCray, Bruce Thornton, Charlie Weber, ILL; David Freud, IND; John Anderson, Derek Howard, Curt Stephenson, Dominic Tedesco, MICH; Craig Fedore, Jim Sciarini, MSU; Dennis Fitzpatrick, Bryson Hollimon, Stan Sytsma, Bob Weber, MINN; Paul Maly, Frank Malec, Marty Szostak, NU; Jeff Logan, OSU; Greg Barber, Tom Kaltenberg, Dan Schieble, Tom Staus, WIS.

# ALL-TIME ACADEMIC ALL-BIG TEN

## 1978

Troy McMillin, ILL; Dave Abrams, David Freud, Dale Keneipp, IND; Greg Gilbaugh, Tim Gutshall, Jim Jones, Mario Pace, IOWA; Mark DeSantis, MICH; Stan Sytsma, MINN; Kevin Berg, Steve Bobowski, Mike Cammon, Mike Kranz, Mike Weitzman, NU; Greg Castignola, OSU; Tony Gallivan, Mark Johanson, Ken Loushin, Dale Schwan, PUR; David Charles, John Klitz, Jim Moore, Tom Stauss, WIS.

## 1979

Chad Huck, Larry Lovett, Kevin Speer, Bob Stephenson, Brent Tisdale, IND; Norm Betts, Mark Braman, Dale Keitz, MICH; Alan Davis, MSU; Alan Blanshan, MINN; Mike Cammon, Jim Ford, Kevin Kenyon, Chuck Kern, John Schober, NU; Jim Laughlin, OSU; Mark Johanson, Ken Loushin, Mike Marks, Dale Schwann, John Seibel, Tim Seneff, PUR; Tom Stauss, Tim Stracka, WIS.

## 1980

Dan Gregus, John Lopez, ILL; John Roggeman, Kevin Speer, Bob Stephenson, Brent Tisdale, IND; Dave Mayhan, Brad Webb, IOWA; Norm Betts, Bubba Paris, John Wangler, MICH; Todd Langerveld, MSU; Brent Harms, Fred Orgas, Mike Robb, MINN; Jim Ford, Chuck Kern, Steve Pals, NU; Joe Lukens, Marcus Marek, OSU; Tim Seneff, PUR; Dave Mohapp, Tim Stracka, WIS.

## 1981

Dennis Flynn, Dan Gregus, John Lopez, John Venegoni, ILL; Chad Huck, John Roggeman, Bob Stephenson, IND; Dave Mayhan, Brad Webb, IOWA; Norm Betts, Ed Muransky, MICH; Morten Andersen, Todd Langerveld, MSU; Brent Harms, Bill Humpries, Fred Orgas, Mike Robb, Rick Witthus, MINN; Doug Dorsey, NU; Joseph Smith, OSU; Tim Seneff, PUR; Dave Mohapp, Matt VandenBoom, WIS.

## 1982

Dan Gregus, Kris Jenner, Luke Sewall, ILL; Dennis Mills, John Roggeman, IND; Tom Dixon, Craig Dunaway, Stefan Humphries, Robert Thompson, MICH; Karl Mecklenburg, Fred Orgas, Bob Stroup, MINN; Rich Raffin, Scott Sanderson, NU; David Crecelius, John Frank, John Frank, Spencer Nelms, Joseph Smith, OSU; Brian Liston, PUR; Kyle Borland, Pat Hady, Tim Stracka, Matt VandenBoom, WIS.

## 1983

Kris Jenner, Luke Sewall, ILL; Lou Crisofoli, Joe Fitzgerald, George Gianakopoulos, Dave Zyzda, IND; Dave Chambers, IOWA; Tom Dixon, Jerry Diorio, Stefan Humphries, MICH; Fred Hartwig, Peter Najarian, Larry Station, MINN; Tony Coates, Casey Cummings, Gregg Daminga, NU; Paul Allen, Dave Crecelius, Karl Edwards, John Frank, John Frank, Spencer Nelms, OSU; Butch Alder, John McKenzie, PUR; Russ Belford, WIS.

## 1984

Joe Fitzgerald, Dave Zyzda, IND; Bill Happel, Larry Station, IOWA; Clay Miller, Bob Popowski, Todd Schlopy, MICH; Dean Altobelli, MSU; Peter Najarian, Craig Paulson, David Puk, MINN; Casey Cummings, Bob Dirkes, NU; Dave Crecelius, Judd Groza, Anthony Guiliani, Michael Lanese, Barry Walker, OSU; Paul Alekna, Jim Everett, Melvin Menke, PUR; Michael Reid, WIS.

## 1985

Rob Glielmi, Jim Juriga, ILL; Mike Flagg, Bill Happel, Rob Houghtlin, Larry Station, IOWA; Tony Gant, Clay Miller, MICH; Dean Altobelli, Steve Bogdalek, Shane Bullough, MSU; Peter Najarian, David Puk, MINN; Casey Cummings, Bob Dirkes, Todd Krehbiel, NU; Alex Higdon, Mike Lanese, Barry Walker, William White, OSU; Jim Everett, Brad Hornor, Ray Wallace, PUR; Craig Raddatz, WIS.

## 1986

Mark Dennis, ILL; Brad Money, IND; Dave Croston, Mike Flagg, J.J. Puk, Mark Vlastic, IOWA; Tony Gant, Jim Harbaugh, Ken Higgins, Tim Schulte, MICH; Dean Altobelli, Shane Bullough, Kevin Calderwood, Pat Shurmur, MSU; Paul Anderson, Brent Herbel, Jim Hobbins, MINN; Bob Dirkes, Tom Kaukialo, Todd Krehbiel, Brian Nuffer, NU; Alex Higdon, Joe Staysniak, OSU; Scott Kalinoski, PUR.

## 1987

Mel Agee, Kurt Gregus, ILL; Tim Jorden, Brad Money, IND; Marv Cook, Mike Flagg, Chuck Hartlieb, J.J. Puk, Herb Wester, IOWA; Joe Holland, Tim Williams, Dave Weil, MICH; Kevin Robbins, Pat Shurmur, MSU; Brent Herbel, Dan Liimata, MINN; Ira Adler, Steve Batzer, Bill Flesher, Mike Baum, Greg Bradshaw, Alan Brown, D.R. Callentine, Steve Siewert, Jeff Stainton, NU; Jeff Davidson, Alex Higdon, Mark Pelini, Scott Powell, Joe Staysniak, OSU; Bruce Brineman, Donzel Leggett, PUR; Don Davey, Andy Hartlieb, Robert Newell, Tim Otto, WIS.

## 1988

Mel Agee, Peter Freund, Kurt Gregus, Bill Henkel, Curt Lovelace, ILL; Tim Jorden, Brad Money, IND; Mike Ertz, Gregory Feders, Chuck Hartlieb, IOWA; Dave Weil, Tim Williams, MICH; Tony Briningstool, Jos Butland, John Kiple, Chris Willertz, MSU; Brent Herbel, Dan Liimata, MINN; Ira Adler, Mike Baum, Greg Bradshaw, D.R. Callentine, Dirk Disper, Steve Siewert, NU; Daniel Beatty, Andrew Gurd, Mark Pelini, Scott Powell, Joseph Staysniak, OSU; Bruce Brineman, Donzel Leggett, PUR; Jim Basten, Brad Brekke, Don Davey, Andy Hartlieb, Robert Newell, Tim Otto, Pete Underwood, WIS.

## 1989

Kirk Gregus, Michael Hopkins, Curt Lovelace, James Schaffer, John Wright, ILL; Scott Bonnell, Mark Hagen, Brad Hunnicut, Larry McDaniel, Mark Newell, IND; Mike Ertz, IOWA; Tim Williams, MICH; Tony Briningstool, Courtney Hawkins, Toby Heaton, John Kiple, Mitch Lyons, Chris Willertz, MSU; Pat Cummings, Brent Herbel, Dan Liimata, Jon Melander, Scott Schaffner, Joel Staats, MINN; Ira Adler, Andy Brooks, D.R. Callentine, Matt Dzierwa, David Eaton, Kevin Krebs, Kurt Minko, Mike Shares, NU; Greg Frey, Richard Frimel, Ronald Lachey, Mark Pelini, Gregory Smith, Brian Stablein, Joe Staysniak, OSU; Bruce Brineman, Donzel Leggett, PUR; James Basten, Brad Brekke, Don Davey, John Newell, Brady Pierce, WIS.

## 1990

John Wright, Curt Lovelace, Mike Hopkins, Pat Donnelly, Bill Henkel, Jim Shaffer, ILL; Scott Boatman, Scott Bonnell, Matt Egenolf, Mark Hagen, Brian Hunnicut, Cal Miller, Mark Newell, Matt Prusiecki, Sean White, IND; Mike Dailey, Ted Faley, James Hartlieb, Mike Martens, Jason Olejniczak, Matt Whitaker, IOWA; Dave Ritter, Chris Hutchinson, MICH; Steve Black, Tony Briningstool, John Dignan, Rob Fredrickson, Todd Grobowski, Toby Heaton, Mitch Lyons, Mark MacFarland, Mike Maddie, Jim Miller, Brian Vooletich, Steve Wasylik, MSU; Scott Schaffner, Joel Staats, MINN; Ira Adler, Matt Dzierwa, David Eaton, Kevin Krebs, Mike Shares, NU; Jim Borchers, Greg Frey, Raymond Harris, Len Hartman, Greg Smith, OSU; Trent Decatur, Steve Letnich, PUR; Don Davey, Brad Brekke, Jim Basten, Robert Newell, Brady Pierce, WIS.

## 1991

Greg Engel, Mike Hopkins, John Wright, ILL; James Ahler, Scott Bonnell, Matt Egenolf, Mark Hagen, Greg Hobbs, Chris Holder, Matt Prusiecki, Dan Thompson, IND; Mike Dailey, Teddy Faley, James Hartlieb, Michael Martens, Jason Olejniczak, Matt Whitaker, IOWA; David Ritter, John Ellison, Chris Hutchinson, Marc Milia, Chris Stapleton, Randy Stark, MICH; Mill Coleman, Colin Cronin, Rob Fredrickson, Todd Grabowski, Toby Heaton, Mark MacFarland, Mike Maddie, Jim Miller, Brian Vooletich, Steve Wasylik, MSU; Frank Brixius, Chris Cohen, Omar Douglas, Dan LiSanti, Ken McClintock, Jeff Rosga, Scott Schaffner, Joel Staats, Lance Wolkow, MINN; Colby Burke, John Hellebush, Kevin Krebs, Brian Leahy, Mike Sharos, NU; Pete Beckman, Jim Borchers, Joey Galloway, Andy Gurd, Len Hartman, Joe Pickens, Mick Shoaf, Greg Smith, OSU; Mike Walker, PUR; Matt Krueger, Corey Manley, Jeff Rasmussen, Jay Simala, WIS.

## 1992

Mike Cole, Greg Engel, Erik Hayes, Kraig Koester, J.J. O'Laughlin, Jason Schnack, Gary Voelker, John Wright, ILL; Scott Bonnell, Joshua DeWitt, James DiGuilio, Greg Hobbs, Chris Holder, Brett Law, Arnold Mickens, John Paci, IND; James Hartlieb, Jason Olejniczak, Matt Whitaker, IOWA; Chris Hutchinson, Tony McGee, Marc Milia, Chris Stapleton, MICH; Mill Coleman, Rob Frederickson, Todd Grabowski, Toby Heaton, Mark MacFarland, Jim Miller, Steve Wasylik, MSU; Justin Conzemius, Shawn Ehrich, Chris Fowlkes, Omar Douglas, Daniel LiSanti, Jeffrey Rosga, Lance Wolkow, Peter Hiestand, MINN; Colby Burke, Matt Dzierwa, Brian Leahy, Dan Segel, NU; Peter Beckman, James Borchers, Len Hartman, Gregory Smith, OSU; Jim Maciag, PUR; Jeff Rasmussen, Corey Manley, Matt Nyquist, Joe Rudolph, Sam Veit, WIS.

## 1993

Mike Cole, Jason Dulick, Greg Engel, Kevin Hardy, Kraig Koester, Brett Larsen, Jim Klein, Jeff Schwarzentraub, Gary Voelker, ILL; Michael Blastick, Jim DiGuilio, John Hammerstein, Brett Law, Tom Lukawski, John Paci, Nathan Rabideau, Chris Roll, Ghaton Ross, James Simpson, IND; Jeffrey Andrews, Matt Eyde, Jason Olejniczak, IOWA; Marc Burkholder, Todd Collins, Zack Freedman, Remy Hamilton, Marc Milia, Chris Stapleton, MICH; Mill Coleman, Peter Drzal, Brian Mosallam, Rob Frederickson, Chris Salani, Steve Wasylik, MSU; Michael Chalberg, Justin Conzemius, Omar Douglas, Chris Fowlkes, Peter Hiestand, Todd Jesewitz, Ben Langford, Jeff Rosga, Craig Sauer, Mark Tangen, Lance Wolkow, MINN; David Beasley, Justin Chabot, Darren Drexler, Brian Leahy, Ryan Padgett, Sam Valenzisa, NU; James Borchers, Luke Fickell, Joseph Galloway, Bobby Hoying, Joshua Jackson, Darrell Jones, Dennis Maag, Bret Powers, OSU; Craig Fayak, Tony Pittman, Carl Gray, Jeff Hartings, Rob Holmberg, Wally Richardson, Pete Marczyk, Eric Clair, Clint Holes, PSU; Ben Metzger, PUR; Sam Veit, Joe Rudolph, Jason Maniecki, Matthew Nyquest, WIS.



# ALL-TIME ACADEMIC ALL-BIG TEN

## 1994

Jim Klein, Brett Larsen, Steve Steinhaus, ILL; George Batalis, Brian Bruner, Jim DiGuilio, Brady Dorn, John Hammerstein, Richard Kearney, Brett Law, Stephen Lee, Thomas Lukawski, John Paci, James Seib, Aaron Warnecke, IND; Eric Hilgenberg, Josh McKillip, Jeff Westhoff, IOWA; Todd Collins, John Partchenko, Chad Petterson, Jay Riemersma, Jon Ritchie, MICH; Mill Coleman, Peter Drzal, Anthony Folino, MSU; Mike Chalberg, Justin Conzemius, Chris Fowlkes, Luke Glime, Peter Hiestand, Todd Jesewitz, Ben Langford, Tony Levine, Dan LiSanti, Craig Sauer, Cory Sauter, Chris Smith, MINN; David Beazley, Mike Giometti, Ryan Padgett, Sam Valenzisi, NU; Greg Bellisari, Luke Fickell, Joey Galloway, Bob Houser, Bob Hoying, Tom Hoying, Josh Jackson, D.J. Jones, Dennis Maag, Shawn Springs, Brian Stoughton, Mike Vrabel, OSU; Aaron Collins, Carl Gray, Paul Greeley, Jeff Hartings, Peter Marzycyk, Tony Pittman, Wally Richardson, PSU; Jon Blackman, Mark Fischer, Ben Metzger, Steve Powell, Greg Smith, Bill Wleklinski, PUR; Chad Cascadden, Bryan Jurewicz, Jason Maniecki, Matt Nyquist, Joe Rudolph, Sam Veit, WIS.

## 1995

Brett Larsen, Ryan Moore, Steve Willis, ILL; Khalfani Banks, George Batalis, Kevin Glaser, John Hammerstein, Geoffrey Howard, Richard Kearney, Daniel Kobi, Stephen Lee, Thomas Lukawski, James Seib, Aaron Warnecke, IND; Trevor Bollers, Michael Burger, Aaron Granquist, Kory Hauser, Eric Hilgenberg, Matt Hughes, Aaron Klein, Matt Reischl, Todd Romano, Derek Rose, Ted Serama, Jeff Westhoff, John Wilder, Chris Zdzienicki, IOWA; Brian Griese, Remy Hamilton, Michael Hynes, Sean Parini, John Partchenko, Paul Peristeris, Jay Riemersma, MICH; Matt Beard, Garrett Gould, Dave Kehr, Brian Mosallam, Dave Mudge, Chris Salani, MSU; Mike Chalberg, Justin Conzemius, Troy Duerr, Chris Fowlkes, Peter Hiestand, Todd Jesewitz, Rob Jones, Tony Levine, Antoine Richard, Craig Sauer, Cory Sauter, Jim Tallman, Dave Watson, Parc Williams, Scott Williams, MINN; Mike Giometti, Ryan Padgett, Chris Rooney, Nate Strikwerda, Sam Valenzisi, NU; Dave Becker, Greg Bellisari, Brooks Burris, Luke Fickell, Brian Heinen, Bob Houser, Bobby Hoying, Tom Hoying, Josh Jackson, D.J. Jones, Jerry Rudzinski, Brian Stoughton, OSU; Michael Carroll, Jeffrey Davis, Carl Gray, Jeff Hartings, Peter Marzycyk, Wally Richardson, Robert Stephenson, PSU; Jon Blackman, Mark Fischer, Greg Smith, Bill Wleklinski, PUR; Bryan Jurewicz, Jason Maniecki, Matthew Nyquist, Michael Rader, Ryan Sondrup, WIS.

## 1996

Ivan Benson, John Conroy, Joe Gatton, Mike Gusich, Joe Lauzen, Ryan Moore, Nolan Nawrocki, Ryan Schau, Tom Schau, ILL; Khalfani Banks, George Batalis, Joey Eloms, Kevin Glaser, Stephen Lee, Vince Lidy, Tom Lukawski, Robert Parrish, James Seib, Aaron Warnecke, IND; Trevor Bollers, Michael Burger, Bill Ennis-Inge, Aaron Granquist, Matt Hughes, Aron Klein, Matt Reischl, Derek Rose, Ted Serama, Rob Thein, IOWA; Brian Griese, Remy Hamilton, Mike Hynes, John Partchenko, Paul Peristeris, Rob Renes, MICH; Matt Beard, Garrett Gould, Brian Mosallam, Dave Mudge, Gus Ornstein, MSU; Luke Braaten, James Elizondo, Pat Hau, Rob Jones, Derek Rackley, Fred Rodgers, Cory Sauter, Jim Tallman, Parc Williams, Spergon Wynn III, MINN; Dave Beazley, Paul Burton, Darren Drexler, Barry Gardner, Kyle Sanders, Matt Stewart, Nathan Strikwerda, NU; Greg Bellisari, Luke Fickell, Bob Houser, Tom Hoying, Josh Jackson, D.J. Jones, Matt LaVrar, Ahmed Plummer, Jerry Rudzinski, Andy Stamp, Mike Vrabel, Steve Wisniewski, OSU; Michael Carroll, Aaron Collins, David Fleischhauer, Peter Marzycyk, Jeff Nixon, Brandon Parmer, Wally Richardson, Rich Stankewicz, Bob Stephenson, PSU; Mark Fischer, Noble Jones, Brandon Kaser, Chad Manning, Kirk Olivadotti, PUR; Trent Gross, Bryan Jurewicz, Chris McIntosh, Mike Rader, Tim Rosga, Eric Skrzypchak, WIS.

## 1997

Ivan Benson, Ryan Craig, Matt Cushing, Joe Gatton, Mike Gusich, Andy Greenlee, Robert Holcombe, Ryan Schau, Tom Schau, Fred Wakefield, ILL; Khalfani Banks, Kevin Glaser, Daniel Kobi, Chris Lee, Vince Lidy, Robert Parrish, Matt Snyder, Aaron Warnecke, IND; Trevor Bollers, Michael Burger, Matthew Hughes, Aron Klein, Matthew Reischl, Derek Rose, Rob Thein, IOWA; Tom Brady, David Brandt, David Crispin, Brian Griese, Jeff Holtry, Jon Jansen, Rob Renes, Andy Sechler, Eric Warner, MICH; Garrett Gould, Dave Mudge, MSU; Luke Braaten, Jason Hagman, Erin McManus, Brad Prigge, Derek Rackley, Cory Sauter, Theron VonBehren, Parc Williams, MINN; Mark Broxterman, Joshua Bynum, Corbett Elsen, Matthew Fordenwalt, Barry Gardner, Tyler Garner, Joshua Kolar, James McCaffrey, Jason Ross, Kyle Sanders, Wynn Silberman, Nathan Strikwerda, Jeff Swenson, NU; David Boston, Chad Cacchio, Steve Gehlert, Mike Gurr, Kevin Houser, Tom Hoying, Matt LaVrar, Kurt Murphy, Ahmed Plummer, Jerry Rudzinski, Andy Stamp, Darik Warnke, Steve Wisniewski, OSU; Courtney Brown, Brian Brozeski, Aaron Collins, Jason Collins, Wesley Dahlem, Joseph Dawkins, Travis Forney, Aaron Gatten, Anthony King, Justin Kurpeikis, Philip Ostrowski, Brandon Parmer, Matthew Rhule, Richard Stankewicz, Robert Stephenson, PSU; Brent Botts, Mark Fischer, Brandon Gorin, Noble Jones, Brandon Kaser, Matt Ludwig, Chad Manning, Warren Moore, Todd Stelma, Robert Tolbert, PUR; Mark Davis, Chris Ghidorzi, Chris Janek, Ben McCormick, Sam Mueller, Chris Paulik, Robert Roell, Eric Skrzypchak, Ryan Sondrup, Donnel Thompson, WIS.

## 1998

Mike Gusich, Josh Whitman, Tom Schau, Ivan Benson, Bryan Shepard, Nolan Nawrocki, Nick Piazza, Ryan Schau, Nathan Hodel, Fred Wakefield, ILL; Vince Lidy, Robert Parrish, Justin Smith, Matt Snyder, IND; John Bickford, Michael Burger, Michael Dolezal, Ryan Hansen, Matthew Hughes, Kevin Kasper, Aron Klein, Kyle McCann, Roger Meyer Jr., Matthew Reischl, Derek Rose, Thad Sheldon, Joe Slattery, Matt Stockdale, Rob Thein, IOWA; Adam Adkins, Thomas Brady, Jaquinn Feazell, Jake Frysinger, Jon Jansen, Rob Renes, Eric Rosel, Andy Sechler, Shawn Thompson, MICH; Garrett Gould, Lorenzo Guess, Shaun Mason, Brad Rainko, David Schaefer, MSU; Matt Anderle, Luke Braaten, Jason Hagman, Justin Hall, Brad Prigge, Derek Rackley, Ryan Roth, Zach Vevea, Jim Wilkinson, Parc Williams, MINN; Mark Broxterman, Matt Fordenwalt, Barry Gardner, Ty Garner, Brian Gowins, Gavin Hoffman, Pete Konopka, James McCaffrey, Mark Perry, Kyle Sanders, Wynn Silberman, NU; Brooks Burris, Chad Cacchio, Mike Gurr, Kevin Houser, Matt LaVrar, David Mitchell, Kurt Murphy, Jason Ott, Ahmed Plummer, Jerry Rudzinski, Darik Warnke, Steve Wisniewski, OSU; Brian Brozeski, Mike Buzin, Jordan Caruso, Joe Dawkins, Travis Forney, Aaron Gatten, Joe Hartings, Anthony King, Chad Kroell, Justin Kurpeikis, David McHenry, Brandon Parmer, Greg Ransom, Jon Sandusky, Rich Stankewicz, PSU; Adrian Beasley, Drew Brees, Aaron Bunter, Chris Clopton, David Cohen, Noble Jones, Ray Lee, Robert Tolbert, PUR; Jason Eck, Chris Ghidorzi, Roger Knight, Dan Lisowski, Sam Mueller, Rob Roell, Mark Tauscher, WIS.

## 1999

David Diehl, Steve Fitts, Nathan Hodel, Brett Kautter, Kurt Kittner, Jay Kulaga, Tony Pashos, Nick Piazza, Seth Tesdall, Fred Wakefield, Josh Whitman, ILL; Trevor Abbs, Stephen Baxter, Donald Buck, Tim Capen, Enoch DeMar, Jerry Dotson, Greg Jensen, Vince Lidy, Pat Mallory, Shane Moat, Kemp Rasmussen, Jeff Robinson, Justin Smith, Matt Snyder, Brett Taylor, IND; John Bickford, A.J. Blazek, Jay Dittman, Mike Dolezal, Ryan Hansen, Aaron Kampman, Kevin Kasper, Roger Meyer, Thad Sheldon, Joe Slattery, Matt Stockdale, Rob Thein, IOWA; Thomas Brady, Deitan Dubuc, Hayden Epstein, Jacob Frysinger, Drew Henson, Matt Johnson, Jason Kapsner, Brandon Kornblue, Patrick Kratus, Rob Renes, Eric Rosel, Andy Sechler, MICH; Shaun Mason, Brad Rainko, Josh Thornhill, MSU; Akeem Akinwale, Luke Braaten, Jack Brewer, Derek Burns, Mike Cernoch, Preston Gruening, Justin Hall, Ron Johnson, Astein Osei, Brad Prigge, Derek Rackley, David Sykora, Zach Vevea, MINN; Jeff Baer, J. Quentin Brown, Pete Chapman, Corbett Elsen, Pete Knopka, Wayne Lucier, Mark Perry, Kyle Sanders, Billy Silva, NU; Chad Cacchio, Mike Gurr, Kevin Houser, Matt LaVrar, David Mitchell, Kurt Murphy, Donnie Nickey, Jason Ott, Ahmed Plummer, Tyson Walter, Steve Wisniewski, OSU; Anthony Adams, Brian Brozeski, Jordan Caruso, Eric Cole, Shamar Finney, David Fleischauer, Travis Forney, Aaron Gatten, Michael Haynes, Anthony King, Chad Kroell, Jon Sandusky, Matt Schmitt, Rich Stankewicz, Andrew Stewart, Gabe Tincher, PSU; Drew Brees, Aaron Bunten, Chris Clopton, Travis Dorsch, Ray Lee, Pete Loughheed, Gene Mruczkowski, Ben Smith, Robert Tobert, PUR; Joey Boese, David Braun, Wendell Bryant, Chris Ghidorzi, Chad Kuhns, Sam Mueller, Dague Retzlaff, Rob Roell, Jason Schick, Mark Tauscher, WIS.

## 2000

Kenny Boyle, David Diehl, Nathan Hodel, Brett Kautter, Jay Kulaga, Eric McGoey, B.J. Ogata, Tony Pashos, Nick Piazza, J.J. Tubbs, Fred Wakefield, Josh Whitman, ILL; Trevor Abbs, Adam Braucher, Tim Capen, Enoch DeMar, Brett Gaudin, Joseph Gonzalez, Gibran Hamdan, Gregory Jensen, Matt Mason, Matthew Moat, Kemp Rasmussen, Justin Smith, Brett Taylor, IND; Ryan Barton, A.J. Blazek, Jared Clauss, Mike Dolezal, Ryan Hansen, Aaron Kampman, Kevin Kasper, Shawn Koranda, Andrew Lightfoot, Roger Meyer, Bruce Nelson, Matthew Stockdale, Peter Traynor, IOWA; Deitan Dubuc, Robert Fraumann, Andrew Mignery, David Pearson, Gary Rose, Eric Rosel, Gerald Sechler, Joseph Sgroi, John Spytek, MICH; Matt Dawes, Tony Grant, Shaun Mason, Kyle Rasmussen, David Schaefer, Joe Tate, Josh Thornhill, MSU; Michael Albert, Blake Zochert, Ben Hamilton, Mike Cernoch, Derek Burns, Akeem Akinwale, Zachary Vevea, Astein Osei, Preston Gruening, Dan Kwapinski, Eli Ward, MINN; Vincent Cartaya, Peter Chapman, David Farman, Jack Harnedy, Ben Kennedy, Austin King, Pete Konopka, Rashad Morton, Billy Silva, Sean Wieber, NU; Arthur Allen, Chad Cacchio, Andy Groom, Mike Gurr, Ben Hartsock, Jesse Kline, Jim Kortovich, Craig Krenzler, Scott Kuhnhein, E. David Mitchell, Jason Ott, Fred Pagac, Tyson Walter, OSU; Michael Blosser, Brian Brozeski, Gino Capone, Jordan Caruso, Steve Delich, Aaron Gatten, Joe Hartings, Joe Iorio, Russell Manney, Rod Perry, Matt Schmitt, Brandon Steele, Ricky Upton, Casey Williams, PSU; Drew Brees, Chris Clopton, Travis Dorsch, Landon Johnson, Josh Kirkpatrick, Pete Loughheed, Seth Morales, Gene Mruczkowski, John Shelbourne, Ben Smith, Craig Terrill, PUR; Joey Boese, Bret Burlingame, Lee Evans, Joshua Hunt, Jason Jowers, Chad Kuhns, Jeffery Mack, Ryan Marks, Dague Retzlaff, Jason Schick, WIS.

# ALL-TIME ACADEMIC ALL-BIG TEN

## 2001

David Diehl, Brett Kautter, Mark Kornfeld, Eric McGoey, Tony Pashos, Nick Piazza, JJ Tubbs, ILL; Trevor Abbs, Christopher Bayh, Adam Braucher, Enoch De Mar, Brett Gaudin, Joseph Gonzalez, Aaron Halterman, Christopher Jahnke, Gregory Jensen, Willie Northern, Kemp Rasmussen, Michael Wilson, IND; Jeremy Allen, Tony Burrier, Jared Clauss, Sean Considine, Mike Dolezal, Robert Gallery, Erik Jensen, Nate Kaeding, Aaron Kampman, Andy Lightfoot, Kyle McCann, R.J. Meyer, Bruce Nelson, Matt Stockdale, IOWA; Deitan Dubuc, Hayden Epstein, Jake Frysinger, Dave Pearson, Gary Rose, Eric Rosel, Shawn Thompson, MICH; Richard Bryce, Brian Burns, Matthew Dawes, Anthony Grant, Kyle Rasmussen, David Schaefer, Joe Tate, Josh Thornhill, MSU; Akeem Akinwale, Jack Brewer, Derek Burns, Damien Cannaday, Jason Green, Preston Gruening, Dan Kwapinski, Andrew Merrill, Astein Osei, Peter Prudden, Dominique Sims, Zach Vevea, Ben West, MINN; Raymond Bogenrief, Vincent Cartaya, Peter Chapman, David Farman, Thomas Fluegge, Benjamin Kennedy, Austin King, Peter Konopka, Zachary Kustok, Jeffrey Roehl, William Silva, Michael Souza, Anthony Stauss, Sean Wieber, Jason Wright, NU; Andy Groom, Ben Hartsock, Harlen Jacobs, Mike Jacobs, Jesse Kline, Jim Kortovich, Craig Krenzle, Fred Pagac, Tyson Walter, OSU; Michael Blosser, Gino Capone, David Costlow, Aric Glass, Chris Glass, Joe Hartings, Tom Humphrey, Joe Iorio, Paul Jefferson, Mike Lukac, Zack Mills, Andrew Ryland, Matthew Schmitt, Casey Williams, Thomas Williams, PSU; Travis Dorsch, Brandon Hance, Landon Johnson, Scott Kurz, Peter Loughheed, Tyler Moore, Seth Morales, Gene Mruczkowski, Patrick Schaub, John Shelbourne, Ben Smith, John Standeford, PUR; Joey Boese, David Braun, Erasmus James, Chad Kuhns, Russ Kuhns, Jeff Mack, Jason Schick, WIS.

## 2002

Kenny Boyle, Brett Boyter, Brian Brosnan, David Diehl, Mike Gomez, Brett Kautter, Ryan Matha, Eric McGoey, Tony Pashos, J.J. Tubbs, ILL; Adam Braucher, Brett Gaudin, Joseph Gonzalez, Aaron Halterman, Kevin Kruse, William Lumpkin, Yamar Washington, IND; Tony Burrier, Jared Clauss, Sean Considine, Adam Densmore, Robert Gallery, Erik Jensen, Nate Kaeding, Will Lack, Andy Lightfoot, John Mickelson, John Morscheiser, Bruce Nelson, Pete Traynor, IOWA; Philip Brabbs, Joe Denay, Deitan Dubuc, Adam Finley, Andy Mignery, Troy Nienberg, Dave Pearson, Joey Sarantos, Joe Sgroi, John Spytek, MICH; Michael Bazemore, Richard Bryce, Paul Harker, Matt Hasbrook, Chris Morris, Gordon Niebylski, Kyle Rasmussen, Chad Simon, Greg Yeaster, MSU; Jeremiah Carter, Junior Eugene, Preston Gruening, Justin Isom, Benjamin Kamrath, Dan Kwapinski, Mark Losli, Daniel Nystrom, Peter Prudden, Lance Sannes, Dominique Simms, MINN; Jeff Backes, Ray Bogenrief, Vincent Cartaya, Luis Castillo, Braden Jones, Austin King, Dominique Price, Jeff Roehl, Tony Stauss, Eric VanderHorst, Jason Wright, NU; David Andrews, Jason Caldwell, John Conroy, Christopher Conwell, Ryan Cook, Bryce Culver, Dustin Fox, Simon Fraser, Stephan Graef, Andrew Groom, Maurice Hall, Benjamin Hartsock, Joshua Huston, Craig Krenzle, John McLaughlin, Jeremy Miller, Steven Moore, Mike Nugent, Adam Olds, James Otis, Frederick Pagac, Brandon Schnittker, Jack Tucker, Kyle Turano, Bryan Weaver, Stephan Winner, Michael Young, OSU; Gino Capone, David Costlow, Paul Cronin, Christopher Ganter, Andrew Guman, Joseph Iorio, Paul Jefferson, Michael Lukac, Jonathan Nabavi, Jesse Neumyer, Terrence Phillips, Michael Robinson, Andrew Ryland, Matthew Schmitt, Scott Shirley, Gio Vendemia, Casey Williams, PSU; Nick Hardwick, Brent Hawkins, Landon Johnson, Aaron Levin, Pete Loughheed, Max Miller, Tyler Moore, Seth Morales, Gene Mruczkowski, Jarod Ramirez, Patrick Schaub, John Shelbourne, John Standeford, Matt Turner, PUR; Matt Bernstein, Chris Catalano, Owen Daniels, Jim Leonhard, Mike Lorenz, Ryan Simmons, Scott Starks, Jonathan Welsh, WIS.

## 2003

Brad Haywood, Bryan Koch, Mark Kornfeld, Eric McGoey, Scott Moss, J.J. Tubbs, John Young, ILL; Joseph Gonzalez, Troy Grosfield, Aaron Halterman, Ty Henderson, William Lumpkin, Graeme McFarland, Matthew O'Neal, Russ Richardson, Christopher Voltattorni, IND; Kody Asmus, Nathan Chandler, Jared Clauss, Sean Considine, Brian Ferentz, Robert Gallery, Jacob Gancarczyk, Erik Jensen, Nate Kaeding, Ryan Majerus, Matt Melloy, Tom Revak, IOWA; Jason Avant, Adam Finley, James Fisher, Brian Lafer, Andy Mignery, Troy Nienberg, Dave Pearson, Luke Perl, Carl Tabb, Jeremy Van Alstyne, Charles Young III, MICH; Kyle Brown, Brandon Fields, Paul Harker, Mitch Herrema, Chris Morris, Gordon Niebylski, Kyle Rasmussen, Chad Simon, Drew Stanton, Greg Yeaster, MSU; Greg Eslinger, Chris Holden, Justin Isom, Benji Kamrath, Dan Kwapinski, Jason Lamers, Mark Losli, Patrick McCarthy, Jarod Posthumus, Peter Prudden, Dominique Sims, Matt Spaeth, Eric Stenzel, Tyson Swaggert, MINN; Jeff Backes, Donnie Baskin, Ray Bogenrief, Luis Castillo, Bryan Heinz, Braden Jones, Dominique Price, Doug Szymul, Jason Wright, NU; Bryce Culver, Michael DeMaria, Dustin Fox, Simon Fraser, Stephan Graef, Maurice Hall, Roy Hall, Benjamin Hartsock, Craig Krenzle, Nicholas Mangold, Brandon Mitchell, Steven Moore, Adam Olds, James Otis, Frederick Pagac, Joel Penton, Quinn Pitcock, Nate Salley, Brandon Schnittker, Troy Smith, Stanley White, OSU; Gino Capone, David Costlow, Paul Cronin, Chris Ganter, Andrew Guman, Mike Lukac, Michael Pawlikowski, Michael Robinson, Andrew Ryland, Adam Senk, Scott Shirley, Giovanni Vendemia, Casey Williams, PSU; Charles Davis, Jon Goldsberry, Nick Hardwick, Landon Johnson, Aaron Levin,

Brian Mattaway, Tyler Moore, Andy Nelson, Mike Otto, Patrick Schaub, Stuart Schweigert, John Standeford, Taylor Stubblefield, Matt Turner, PUR; Nick Cochart, Matt Gajda, Jim Leonhard, Alex Lewis, Mike Lorenz, Joe Monty, Jason Palermo, Jason Pociask, LeVonne Rowan, Scott Starks, Joe Stellmacher, John Stocco, Jake Wood, Mark Zalewski, WIS.

## 2004

Jon Beutjer, Arthur Boyd, Mark Kornfeld, Jordan Kruger, Scott Moss, Josh Norris, J.J. Simmons, ILL; Tyler Altman, Lance Bennett, Adam Braucher, Mike Doyle, Paul Haan, Aaron Halterman, Ty Henderson, Adam Hines, Herana-Daze Jones, Will Lumpkin, Will Meyers, Matt O'Neal, Russ Richardson, Chris Rudanovic, Josiah Sears, Alex Stscherban, Yamar Washington, IND; Kody Asmus, Chris Barkema, Sean Considine, Mike Elgin, Michael Humpal, Mike Klinkenborg, Ryan Majerus, Matt Melloy, Alex Willcox, IOWA; Jason Avant, Adam Finley, James Fisher, Ross Mann, Troy Nienberg, Clayton Richard, Carl Tabb, Jeremy Van Alstyne, MICH; Kiel Beltinck, Kyle Brown, Pete Clifford, Cole Corey, Brian Davies, Brandon Fields, Mike Gyetvai, Chris Morris, Gordon Niebylski, Chad Simon, Eric Smith, Drew Stanton, Kaleb Thornhill, MSU; Tony Brinkhaus, Greg Eslinger, Jason Lamers, Mark Losli, Pat McCarthy, Logan Payne, Jarod Posthumus, John Shevlin, Dominique Sims, Matt Spaeth, Tyson Swaggert, MINN; Jeff Backes, Scott Brownley, Luis Castillo, Bryan Heinz, Joel Howells, Ryan Pederson, Dominique Price, Frederic Tarver, Eric VanderHorst, NU; Jason Caldwell, Robert Coleman, Douglas Datish, Michael DeMaria, Dustin Fox, Simon Fraser, Anthony Gonzalez, Maurice Hall, Roy Hall, Derek Harden, Curt Lukens, Nicholas Mangold, John McLaughlin, Brandon Mitchell, Andrew Norman, Joel Penton, Nate Salley, Brandon Schnittker, Antonio Smith, Stanley White, Stephen Winner, Justin Zwick, OSU; Michael Baird, Chris Ganter, Jason Ganter, Andrew Guman, Paul Jefferson, Andrew Kubic, Nick Marmo, Nolan McCready, Zack Mills, Brendan Perretta, Paul Posluszny, Michael Robinson, Adam Senk, Tim Shaw, Gio Vendemia, Brent Wise, J.R. Zwierzynski, PSU; Charles Davis, Aaron Levin, Brian Mattaway, Tyler Moore, Matt Turner, Grant Walker, PUR; Ken DeBauche, Paul Joran, John Gillen, Jim Leonhard, Mike Lorenz, Jason Pociask, Joe Stellmacher, Ben Strickland, Joe Thomas, Jake Wood, WIS.

## 2005

Arthur Boyd III, Brian Brosnan, Brian Grzelakowski, J. Leman, Walter Mendenhall, Ryan McDonald, Scott Moss, Josh Norris, Martin O'Donnell, Jason Reda, JJ Simmons, ILL; Tyson Beattie, Lance Bennett, Paul Haan, Adam Hines, Will Lumpkin, Will Meyers, Eric McClurg, Graeme McFarland, Casey Nowinski, Patrick Oldham, John Pannoza, Russ Richardson, Chris Rudanovic, Josiah Sears, Austin Starr, Kyle Thomas, Kevin Trulock, Yamar Washington, IND; Adam Shada, CJ Barkema, Andrew Becker, Bret Chinander, Michael Elgin, Andrew Fenstermaker, Michael Humpal, Michael Klinkenborg, Matt Kroul, Ryan Majerus, Matt Melloy, Daniel Olszta, Cy Phillips, Kevin Sherlock, Paul Wilson, IOWA; Jason Avant, James Bloomsburgh, Alajah Bradley, Doug Dutch, Tyler Ecker, Matt Gutierrez, Will Johnson, Craig Moore, Ross Ryan, Paul Sarantos, David Schoonover, Mark Spencer, Charles Stewart, Carl Tabb, Jeremy Van Alstyne, MICH; Kiel Beltinck, Todd Boleski, Kyle Brown, Brian Bury, Pete Clifford, Cole Corey, Deon Curry, Tom Dance, Brandon Fields, Brett Kahn, Travis Key, Justin Kershaw, Chris Morris, Jelani Nantambu, Gordon Niebylski, Eric Smith, Drew Stanton, Kaleb Thornhill, MSU; Anthony Brinkhaus, Patrick Cheney, Greg Eslinger, Jeremy Faue, Jason Lamers, Mark Losli, Patrick McCarthy, Robert McGarry, Todd Meisel, Mark Mullaney, Tony Mortenson, Logan Payne, Jarod Posthumus, John Shevlin, Steve Shidell, Matt Spaeth, Tyson Swaggert, MINN; C.J. Bacher, Brett Basanez, Vince Clarke, Joel Howells, Rejaie Johnson, Ryan Pederson, Nick Roach, Ben Rothrauff, Frederic Tarver, NU; Alex Barrow, Doug Datish, Marcus Freeman, Roy Hall, Derek Harden, Ted Ginn Jr., Anthony Gonzalez, Dionte Johnson, Curt Lukens, Nick Mangold, Drew Norman, Nick Patterson, Joel Penton, Steve Rehling, Brandon Schnittker, Jon Skinner, Antonio Smith, Stan White Jr., OSU; Gerald Cadogan, Joseph Cianciolo, Daniel Corrado, Joshua Gaines, Jason Ganter, Andrew Kubic, Nolan McCready, Michael Pawlikowski, Paul Posluszny, Curtis Reese, Michael Robinson, John Roysse, Tyrell Sales, Timothy Shaw, Adam Senk, Patrick Weber, Brent Wise, Jeremy Zwierzynski, PSU; Ryan Baker, Dan Bick, Charles Davis, Jermaine Guynn, Pat Kohtz, John Lampert, Chase Lecklider, Brian Mattaway, Lance Melvin, Mike Otto, Nick Raben, Matt Turner, PUR; Jason Chapman, Andy Crooks, Casey Hogan, Paul Joran, Allen Langford, Joel Nellis, Mike Newkirk, Jason Pociask, Ben Strickland, Luke Swan, Joe Thomas, WIS.

# ALL-TIME ACADEMIC ALL-BIG TEN

## 2006

Jim LaBonte, J Leman, Ryan McDonald, Rashard Mendenhall, Walter Mendenhall, Martin O'Donnell, Doug Pilcher, ILL; Scott Anderson, Tyson Beattie, Lance Bennett, Paul Haan, Jammie Kirlaw, Joe Kleinsmith, Eric McClurg, Graeme McFarland, Will Meyers, Casey Nowinski, Matt O'Neal, Patrick Oldham, Drew Robbins, Josiah Sears, Austin Starr, IND; Mike Elgin, Andrew Fenstermaker, Mike Humpal, Mike Klinkenborg, Matt Kroul, Ryan Majerus, Daniel Olszta, Adam Shada, IOWA; Alijah Bradley, Tyler Ecker, Will Johnson, Jeff Kastl, Chris McLaurin, Zoltan Mesko, Max Pollock, Ross Ryan, Carl Tabb, Jeremy Van Alstyne, MICH; Kiel Beltinck, Todd Boleski, Brian Bury, Tom Dance, Adam Decker, Brandon Fields, Andrew Hawken, Brett Kahn, Travis Key, Cole Malatinsky, John Masters, Jelani Nantambu, Drew Stanton, Kaleb Thornhill, John Van Dam, Blair White, MSU; Tony Brinkhaus, Bradley Bultman, John Carlson, Patrick Cheney, Steve Davis, Eric Decker, Jeremy Faue, Brody Grandas, John Jakel, Robert McGarry, Todd Meisel, Steve Moore, Logan Payne, Ryan Ruckdashed, John Shevlin, Steve Shidell, Jack Simmons, Matt Spaeth, Tyson Swaggert, MINN; Frayne Abernathy, C.J. Bacher, Andrew Brewer, Phil Brunner, Mike Dinard, Adam Hahn, Bryan Heinz, Shaun Herbert, Joel Howells, Ryan Keenan, Slade Larscheid, Eric Peterman, Nick Roach, Ben Rothrauff, Desmond Taylor, Mark Woodsum, NU; Alexander Barrow, Kirk Barton, James Cordle, Douglas Datish, Todd Denlinger, Marcus Freeman, Anthony Gonzalez, Larry Grant, Roy Hall, Derek Harden, Brian Hartline, Dionte Johnson, James Laurinaitis, Dimitrios Makridis, Brandon Mitchell, Drew Norman, Joel Penton, Ryan Pretorius, Brian Robiskie, Jon Skinner, Antonio Smith, Austin Spitler, Stanley White, OSU; Sean Lee, Gerald Cadogan, Joseph Cianciolo, Paul Cianciolo, Jason Ganter, Joshua Hull, Kevin Kelly, Justin King, Andrew Kubic, Lee Kuzemchak, Nolan McCready, Jordan Norwood, Paul Posluszny, Mark Rubin, Tyrell Sales, Timothy Shaw, Kevin Suhey, Patrick Weber, PSU; Jared Armstrong, Ryan Baker, Paul Dubler, Jermaine Guynn, Andy Huffman, Pat Kohtz, John Lampert, Aaron Lane, Chase Lecklider, Garret Miller, Mike Otto, Nick Raben, Jake Standeford, Casey Welch, Jared Zwilling, PUR; Josh Balts, Matt Brown, Andy Crooks, Elijah Hodge, Jeff Holzbauer, Paul Joran, Andy Kemp, Derek Konkol, DeAndre Levy, Sean Lewis, Ben Strickland, Luke Swan, Joe Thomas, Eric Vanden Heuvel, WIS.

## 2007

Jon Asamoah, Antonio James, J Leman, Ryan McDonald, Rashard Mendenhall, Martin O'Donnell, Doug Pilcher, Anthony Santella, Marques Wilkins, ILL; Trea Burgess, Ben Chappell, Bruce Hampton, Jammie Kirlaw, Joe Kleinsmith, Brad Martin, Alex Perry, Pete Saxon, Josiah Sears, Austin Starr, Kevin Trulock, Brian Zematis, IND; Rob Bruggeman, AJ Edds, Bryon Gattas, Brett Greenwood, Mike Humpal, Mike Klinkenborg, Matt Kroul, Bryan Mattison, Gavin McGrath, Brett Morse, Jayme Murphy, Daniel Murray, Anton Narinskiy, Daniel Olszta, Mike Sabers, Adam Shada, Jeff Tarpinian, Julian Vandervelde, IOWA; Jonathan Conover, Will Johnson, Adam Kraus, Jake Long, Chris McLaurin, Zoltan Mesko, Mark Moundros, Tim North, Austin Panter, Max Pollock, MICH; Ryan Allison, Todd Boleski, Andrew Hawken, Travis Key, John Masters, Jon Misch, Kaleb Thornhill, Blair White, MSU; Tony Brinkhaus, Garrett Brown, RJ Buckner, DJ Burris, Steve Davis, Eric Decker, Mike Frankberg, John Jakel, Robert McGarry, Todd Meisel, Barrett Moen, Joel Monroe, Steve Moore, Tony Mortenson, Damola Ogundipe, Derrick Onwuachi, Troy Reilly, Marcus Sherels, John Shevlin, Steve Shidell, Jack Simmons, Matt Stommes, Jeff Tow-Arnett, Adam Weber, MINN; C.J. Bachér, Phil Brunner, Corbin Bryant, Kyle Daley, Stefan Demos, Mike Dinard, Dan Dixon, Tim Downing, Adam Hahn, Adam Kadel, Keegan Kennedy, Kurt Mattes, Brendan Mitchell, Eric Peterman, Brad Phillips, Ben Rothrauff, Desmond Taylor, Mark Woodsum, NU; Kirk Barton, Bryant Browning, Jim Cordle, Brett Daly, Todd Denlinger, Dan Dye, Marcus Freeman, Larry Grant, Jackson Haas, Brian Hartline, Ross Homan, Dionte Johnson, Dexter Larimore, James Laurinaitis, David Lisko, Ryan Lukens, Dimitrios Makridis, Ryan Pretorius, Brian Robiskie, Jon Skinner, Austin Spitler, Chris Wells, Tyler Whaley, Marcus Williams, OSU; Brett Brackett, Gerald Cadogan, Jason Ganter, Joseph Hughes, Joshua Hull, Jeremy Boone, Kevin Kelly, Justin King, Dennis Landolt, Daniel Lawlor, Sean Lee, Jordan Lyons, Christopher Mauriello, Ross Muir, Jordan Norwood, Mark Rubin, Kevin Suhey, Joseph Toriello, Patrick Weber, PSU; Kyle Adams, Jared Armstrong, Ryan Baker, Dan Bick, Joey Elliott, Jermaine Guynn, Andy Huffman, Aaron Lane, Garret Miller, Zach Smith, Jake Standeford, Chris Summers, Neal Tull, Jason Werner, PUR; Jake Bscherer, Gabe Carimi, Andy Crooks, Kirk DeCremer, Allan Evridge, Ryan Flasch, Xavier Harris, Will Hartmann, Casey Hogan, Tyler Holland, Andy Kemp, Ben Landgraf, Sean Lewis, Bill Nagy, Chris Pressley, Ben Strickland, Luke Swan, Mickey Turner, Jay Valai, WIS.

## 2008

Jon Asamoah, Tad Keely, Ryan McDonald, Brit Miller, Doug Pilcher, Anthony Santella, Cody Stunkard, ILL; Chris Adkins, Leon Beckum, Brandon Bugg, Trea Burgess, Ben Chappell, Zach Davis-Walker, Max Dedmond, Taylor Donnell, Matt Ernest, Mitchell Evans, Bruce Hampton, Jammie Kirlaw, Joe Kleinsmith, Alex Perry, Mike Reiter, Tyler Replogle, Jeff Sanders, Pete Saxon, Austin Starr, Collin Taylor, Eric Thomas, Brian Zematis, IND; Wes Aeschliman, Robert Bruggeman, A.J. Edds, Matt Kroul, Nick Kuchel, Gavin McGrath, Brett Morse, Jayme Murphy, Daniel Murray, Anton Narinskiy, Tyler Nielsen, Seth Olsen, Michael Sabers, Andy Schulze, Jeff Tarpinian, Julian Vandervelde, IOWA; Jon Conover, John Ferrara, Will Heining, Will Johnson, K.C. Lopata, Zoltan Mesko, Tim North, Jason Olesnavage, Steven Threet, MICH; Ryan Allison, Aaron Bates, Todd Boleski, Kirk Cousins, Adam Decker, Joel Foreman, Andrew Hawken, Kevin Pickelman, Chris D. Rucker, Kyle Smith, Blair White, MSU; William Brody, D.J. Burris, Ryan Collado, Steven Davis, Eric Decker, Deon Hightower, Jon Hoese, Justin Kucek, Ben Kuznia, Mike Maciejowski, Chris Mensen, Barrett Moen, Joel Monroe, Steve Moore, Tony Mortenson, Damola Ogundipe, Derrick Onwuachi, Ryan Ruckdashed, Marcus Sherels, Jack Simmons, Eric Small, Matt Stommes, Patrick Sveum, Kyle Theret, Jeff Tow-Arnett, Adam Weber, MINN; Colin Armstrong, C.J. Bachér, Doug Bartels, Andrew Brewer, Phil Brunner, Corbin Bryant, Scott Concannon, Kyle Daley, Stefan Demos, Mike Dinard, Adam Hahn, Keegan Kennedy, Zeke Markshausen, Kurt Mattes, Bryce McNaull, James Nussbaum, David Oredugba, Dan Persa, Eric Peterman, Brian Peters, Kyle Petty, Brad Phillips, Josh Rooks, Desmond Taylor, Kevin Watt, Mark Woodsum, NU; Bryant Browning, Chimdi Chekwa, Jim Cordle, Todd Denlinger, Doug Ebner, Marcus Freeman, Tyson Gentry, Bryan Gray, Brian Hartline, Dan Herron, Ben Kacsandi, Dexter Larimore, James Laurinaitis, Jake McQuaide, Andrew Miller, Andrew Moses, Aaron Pettrey, Ryan Pretorius, Brian Robiskie, Kyle Ruhl, Brandon Saine, Dane Sanzenbacher, Austin Spitler, Taurian Washington, Chris Wells, Marcus Williams, OSU; Jesse Alfreno, Andrew Astorino, Jeremy Boone, Brett Brackett, Gerald Cadogan, Christopher Colasanti, Patrick Devlin, Joshua Hull, Kevin Kelly, Daniel Lawlor, Gregory Miskinis, Jordan Norwood, Andrew Pitz, Mark Rubin, Stephen Stupar, Stefan Wisniewski, PSU; Kyle Adams, Ryan Baker, Mike Conway, Dan Dierking, Frank Duong, Joey Elliott, Jermaine Guynn, Tyler Haston, Joe Holland, Andy Huffman, Ryan Kerrigan, Colton McKey, Nick Mondek, Chris Summers, Desmond Tardy, PUR; Zach Brown, Gabe Carimi, Allan Evridge, Ryan Flasch, William Hartmann, Tyler Holland, Andy Kemp, Prince Moody, Louis Nzegwu, Chris Pressley, Blake Sorensen, Mickey Turner, WIS.

## 2009

Jon Asamoah, Derek Dimke, Hubie Graham, Aaron Gress, AJ Jenkins, Tad Keely, Corey Lewis, Nate Palmer, Doug Pilcher, Jack Ramsey, Tyler Sands, Anthony Santella, ILL; Leon Beckum, Brandon Bugg, Trea Burgess, Ben Chappell, Zach Davis-Walker, Max Dedmond, Mitchell Evans, Nick Ford, Jammie Kirlaw, Jamie Lukaszewski, Alex Perry, Mike Reiter, Tyler Replogle, Jeff Sanders, Pete Saxon, Teddy Schell, Collin Taylor, Brian Zematis, IND; AJ Edds, Josh Koepfel, Nick Kuchel, Travis Meade, Brett Morse, Jayme Murphy, Daniel Murray, Tyler Nielsen, Jack Swanson, Jeff Tarpinian, James Vandenberg, Julian Vandervelde, Jason White, IOWA; Matt Cavanaugh, Jon Conover, John Ferrara, J.B. Fitzgerald, Will Heining, Zac Johnson, Zoltan Mesko, Tim North, Jason Olesnavage, Mike Therman, MICH; Aaron Bates, Nick Bendzuck, Kirk Cousins, Adam Decker, John Deyo, Joel Foreman, Andrew Hawken, Brian Linthicum, Keith Nichol, Ethan Ruhland, Blair White, MSU; D.J. Burris, Lee Campbell, Keanon Cooper, Trey Davis, Eric Decker, Ryan Grant, Jon Hoese, Bryan Klitzke, Ben Kuznia, Collin McGarry, Barrett Moen, Derrick Onwuachi, Ryan Orton, Ryan Ruckdashed, Shady Salamon, Marcus Sherels, Eric Small, Matt Stommes, Jeff Tow-Arnett, Nick Tow-Arnett, Adam Weber, D.L. Wilhite, MINN; Brian Arnfelt, Doug Bartels, Andrew Brewer, Corbin Bryant, Scott Concannon, Stefan Demos, Drake Dunsmore, Adam Hahn, Tyrus Jones, James Kurzawski, Zeke Markshausen, Kurt Mattes, Sherrick McManis, Bryce McNaull, Al Netter, James Nussbaum, John Henry Pace, Dan Persa, Brian Peters, Kyle Petty, Brad Phillips, Josh Rooks, Jacob Schmidt, Desmond Taylor, Kevin Watt, Quentin Williams, Mark Woodsum, NU; Devin Barclay, Zach Boren, Bryant Browning, Ben Buchanan, Chimdi Chekwa, Jim Cordle, Todd Denlinger, Zach Domicone, Nate Ebner, Donnie Evey, James Georgiades, Garrett Goebel, Adam Homan, Ross Homan, Orhian Johnson, Dexter Larimore, Jake McQuaide, Andrew Miller, Andrew Moses, Aaron Pettrey, Terrelle Pryor, Anderson Russell, Etienne Sabino, Dane Sanzenbacher, Ryan Schuck, Austin Spitler, Jake Stoneburner, Andrew Sweat, Marcus Williams, Nathan Williams, Lawrence Wilson, OSU; Jesse Alfreno, Samuel Barham, Brandon Beachum, Jeremy Boone, Brett Brackett, Christopher Colasanti, Joshua Hull, Kevin Latham, Sean Lee, Leonard McCullough, Andrew Pitz, Mickey Shuler, Matthew Stankiewitch, Stephen Stupar, Stefan Wisniewski, PSU; Kyle Adams, Adam Brockman, Chris Carlino, Dan Dierking, Joey Elliott, Joe Holland, Andy Huffman, Dennis Kelly, Ryan Kerrigan, Robert Maci, Chris Summers, Jason Werner, PUR; Zach Brown, Gabe Carimi, Nate Emanuel, Bradie Ewing, Antonio Fenelus, Matthew Groff, Will Hartmann, Jordan Hein, Aaron Henry, Tyler Holland, Peter Konz, Andrew Lukasko, Prince Moody, Brad Nortman, Chukwuma Offor, Curt Phillips, Devin Smith, Blake Sorensen, Scott Tolzien, Mickey Turner, J.J. Watt, Drew Woodward, WIS.



# ALL-TIME ACADEMIC ALL-BIG TEN

## 2010

Jeff Allen, Derek Dimke, Justin Green, Aaron Gress, AJ Jenkins, Anthony Santella, Nathan Scheelhaase, ILL; Chris Ahlfeld, Leon Beckum, David Blackwell, Trea Burgess, Ben Chappell, Connor Creevey, Griffen Dahlstrom, Zach Davis-Walker, Max Dedmond, Mitchell Evans, Mitch Ewald, Greg Heban, Dusty Kiel, Michael Lanning, Jamie Lukaszewski, Jordan Marquette, Aaron Price, Adam Replogle, Tyler Replogle, Chad Roggeman, Jeff Sanders, Teddy Schell, IND; Steve Bigach, Justin Greiner, Josh Koeppel, Nick Kuchel, Nolan MacMillan, Brett Morse, Daniel Murray, Tyler Nielsen, Ross Petersen, Colin Sandeman, Jack Swanson, Jeff Tarpinian, Brett Van Sloten, James Vandenberg, Julian Vandervelde, Jason White, IOWA; Zac Ciullo, John Ferrara, J.B. Fitzgerald, Cameron Gordon, Will Heining, John McColgan, Patrick Omameh, Joe Reynolds, MICH; David Barrent, Aaron Bates, Nick Bendzuck, Larry Caper, Kirk Cousins, John Deyo, Joel Foreman, Dan France, Nate Klatt, Andrew Maxwell, Kevin Muma, Keith Nichol, Ethan Ruhland, MSU; DJ Burris, Ryan Coleman, Ed Cotton, Austin Hahn, Aaron Hill, Bryan Klitzke, Adam Lueck, Collin McGarry, Ryan Orton, Mike Rallis, Shady Salamon, David Schwerman, Pat Sveum, Adam Weber, Ryan Wynn, MINN; Colin Armstrong, Brian Arnfelt, Brendan Barber, Doug Bartels, Corbin Bryant, Jeff Budzien, Scott Concanon, Stefan Demos, Drake Dunsmore, Jake Gregus, Pat Hickey, James Kurzawski, Bryce McNaul, Aaron Nagel, Al Netter, John Henry Pace, Dan Persa, Brian Peters, Stone Pinckney, John Plasencia, Jaleel Reed, Tim Riley, Josh Rooks, Jacob Schmidt, Andrew Struckmeyer, Timmy Vernon, Patrick Ward, Kevin Watt, Ricky Weina, Brandon Williams, Nate Williams, Quentin Williams, NU; Devin Barclay, C.J. Barnett, Bryant Browning, Ben Buchanan, Chimdi Chekwa, Dominic Clarke, Zach Domicone, Nate Ebner, Donnie Ewege, James Georgiades, Garrett Goebel, Adam Homan, Ross Homan, Garrett Hummel, Dexter Larimore, Chris Malone, Jake McQuaide, Andrew Miller, Tyler Moeller, Terrelle Pryor, Scott Sika, Spencer Smith, Andrew Sweat, OSU; Brett Brackett, Christopher Colasanti, Andrew Dailey, Emery Etter, Garry Gilliam, Tyler Howle, Kyle Johnson, Kevion Latham, Peter Massaro, Leonard McCullough, Stephen Obeng-Agyapong, Jonathan Rohrbaugh, David Soldner, Matthew Stankiewitch, Stephen Stupar, Joseph Suhey, James Van Fleet, Michael Wallace, Stefen Wisniewski, PSU; Kyle Adams, Chris Carlino, Trevor Foy, Antwon Higgs, Joe Holland, Josh Johnson, Ryan Kerrigan, Kurt Litchenberg, Robert Maci, Robert Marve, Keith Smith, Kris Staats, Jason Werner, Crosby Wright, PUR; Ethan Armstrong, Gabe Carimi, Bradie Ewing, Antonio Fenelus, Ethan Hemer, Aaron Henry, Shelton Johnson, Jordan Kohout, Peter Konz, Rob Korslin, Andrew Lukasko, Zach Matthias, Pat Muldoon, Brad Nortman, Conor O'Neill, Devin Smith, Blake Sorensen, Culmer St. Jean, Scott Tolzien, J.J. Watt, Ryan Wickesberg, Kevin Zeitler, WIS.

## 2011

Jeff Allen, Zach Becker, Derek Dimke, Justin Green, Spencer Harris, Michael Heitz, Jake Howe, Jay Prosch, Tyler Sands, Nathan Scheelhaase, Austin Teitsma, ILL; Pete Bachman, Leon Beckum, David Blackwell, Charlie Chapman, Connor Creevey, Griffen Dahlstrom, Max Dedmond, Cody Evers, Mitch Ewald, Josh Hager, Greg Heban, Bill Ivan, Dusty Kiel, John Laihininen, Will Matte, Jake Michalek, Paul Phillips, Ryan Phillis, Adam Replogle, Lee Rose, Teddy Schell, Ishmael Thomas, Alexander Webb, Jake Zupancic, IND; Steve Bigach, Eric Guthrie, Casey Kreiter, James Morris, Nick Nielsen, Tyler Nielsen, Woody Orne, Terrance Pryor, Steven Staggs, Kyle Steinbrecher, Jack Swanson, Brett Van Sloten, James Vandenberg, Jason White, IOWA; Matt Cavanaugh, J.B. Fitzgerald, Jareth Glanda, Cam Gordon, Will Heining, Jordan Kovacs, John McColgan, Ricardo Miller, Patrick Omameh, Craig Roh, MICH; Max Bullough, Larry Caper, Kirk Cousins, John Deyo, Joel Foreman, Jeremy Gainer, Travis Jackson, Nate Klatt, Andrew Maxwell, Keith Nichol, Ethan Ruhland, Mike Sadler, Brad Sonntag, MSU; Cameron Botticelli, Austin Hahn, Chase Haviland, Keanon Cooper, Jimmy Gjere, Mike Henry, Aaron Hill, Bryan Klitzke, Adam Lueck, Collin McGarry, Ed Olson, Ryan Orton, Mike Rallis, Shady Salamon, David Schwerman, Pat Sveum, Jordan Wettstein, Ryan Wynn, MINN; Justin Blatchford, Rex Burkhead, Austin Cassidy, Will Compton, Corey Cooper, Ben Cotton, Jake Cotton, Jon Damkroger, Jim Ebke, Tyler Evans, Sean Fisher, Harvey Jackson, Marcel Jones, Tyler Legate, Luke Lingenfelter, Jake Long, Spencer Long, Jay Martin, Josh Mitchell, Brent Qvale, Wil Richards, Trevor Roach, Andrew Rodriguez, Baker Steinkuhler, Kevin Thomsen, Lance Thorell, CJ Zimmerer, NEB; Colin Armstrong, Brian Arnfelt, Hayden Baker, Brendan Barber, Doug Bartels, Jeff Budzien, Ibraheim Campbell, Bo Cisek, Kain Colter, Drake Dunsmore, Collin Ellis, Pat Hickey, Paul Jorgensen, Jordan Mabin, Bryce McNaul, Al Netter, Dan Persa, Brian Peters, John Plasencia, Tim Riley, Jacob Schmidt, Adonis Smith, Mike Trumpy, Timmy Vernon, Brandon Vitabile, Pat Ward, Kevin Watt, Tim Weak, Ricky Weina, Brandon Williams, Quentin Williams, NU; Ben Buchanan, Dominic Clarke, Zach Domicone, Nate Ebner, Derek Erwin, Adam Homan, Chris Maxwell, Tyler Moeller, Chris Roark, Andrew Sweat, OSU; Andrew Astorino, Samuel Barham, Bradley Bars, Brandon Beachum, Glenn Carson, Michael Farrell, Tyler Howle, Michael Hull, Brian Irvin, Evan Lewis, Jonathon Mason, Chimaeze Okoli, Kenneth Pollock, Jonathan Rohrbaugh, Ryan Scherer, Matthew Stankiewitch, Stephen Stupar, Joseph Suhey, John Urschel, James Van Fleet,

PSU; Ishmael Aristide, Dan Barry, Adam Brockman, Chris Carlino, Cody Davis, Spencer Dawson, Albert Evans, Landon Feichter, Trevor Foy, Gerald Gooden, Joe Holland, Josh Johnson, Kurt Lichtenberg, Robert Maci, Robert Marve, Brad Niemeier, Jesse Schmitt, James Shepherd, Justin Sinz, Crosby Wright, PUR, Beau Allen, Bradie Ewing, Antonio Fenelus, Kyle French, Ryan Groy, Aaron Henry, Peniel Jean, Shelton Johnson, Jordan Kohout, Peter Konz, Andrew Lukasko, Brad Nortman, Conor O'Neill, Chukwuma Offor, Marcus Trotter, Michael Trotter, Kevin Zeitler, WIS.

## 2012

Houston Bates, Zach Becker, Ralph Cooper, Jon Davis, Justin DuVernois, Justin Green, James Hallendorff, Spencer Harris, Michael Heitz, Ted Karras, Corey Lewis, Kaeman Mitchell, Reilly O'Toole, Zak Pedersen, Tyler Sands, Nathan Scheelhaase, Austin Teitsma, Taylor Zalewski, ILL; Pete Bachman, David Blackwell, Charlie Chapman, Griffen Dahlstrom, Matt Dooley, Mitch Ewald, Forisse Hardin, Greg Heban, Bill Ivan, Kyle Kennedy, John Laihininen, Will Matte, Jake Michalek, Mark Murphy, Ryan Phillis, Adam Replogle, Mike Replogle, Chad Roggeman, Nick Stoner, Erich Toth, Alexander Webb, Jake Zupancic, IND; Quinton Alston, Steve Bigach, Marcus Collins, Jake Duzey, Casey Kreiter, James Morris, Nick Nielsen, Travis Perry, Don Shumpert, Steven Staggs, Jack Swanson, Louis Trinca-Pasat, Brett Van Sloten, James Vandenberg, Mark Weisman, IOWA; Courtney Avery, Brennen Beyer, Seth Broekhuizen, Joey Burzynski, Jareth Glanda, Jeremy Jackson, Joe Kerridge, Jordan Kovacs, Mike Kwiatkowski, Desmond Morgan, Patrick Omameh, Joe Reynolds, Craig Roh, Matt Wile, Steve Wilson, Charlie Zeller, MICH; Jack Allen, Max Bullough, Connor Cook, Andrew Gleichert, Travis Jackson, Nate Klatt, Paul Lang, Andrew Maxwell, Keith Mumphery, Niko Palazeti, Ethan Ruhland, Mike Sadler, Andre Sims Jr., Blake Treadwell, MSU; Michael Amaefula, Joey Balthazor, Brendan Beal, Alex Bisch, Joe Bjorklund, Cameron Botticelli, Foster Bush, Jon Christenson, Theiren Cockran, Keanon Cooper, Devin Crawford-Tufts, Derrick Engel, Jake Filkins, Drew Goodger, Ryan Grant, Chris Hawthorne, Aaron Hill, Marcus Jones, Grayson Levine, Jephthe Matilus, Steven Montgomery, Peter Mortell, Ed Olson, Tommy Olson, John Rabe, Mike Rallis, David Schwerman, Max Shortell, Cedric Thompson, Brock Vereen, Jordan Wettstein, MINN; Taariq Allen, Kenny Anderson, Justin Blatchford, Rex Burkhead, Sam Burtch, Brandon Chapek, Will Compton, Ben Cotton, Jake Cotton, Taylor Dixon, Tyler Evans, Sean Fisher, Micah Kreikemeier, Jake Long, Spencer Long, Conor McDermott, Josh Mitchell, Mike Moudy, Mark Pelini, Givens Price, Brent Qvale, Ryne Reeves, Wil Richards, Trevor Roach, Baker Steinkuhler, Zach Sterup, David Sutton, CJ Zimmerer, NEB; Brian Arnfelt, Hayden Baker, Cermak Bland, Jeff Budzien, Ibraheim Campbell, Joe Cannon, P.J. Carollo, Max Chapman, Bo Cisek, Kain Colter, Neal Deiters, Doug Diedrick, Collin Ellis, Mike Eshun, Davion Fleming, Tim Hanrahan, Pat Hickey, Tony Jones, Paul Jorgensen, Geoff Mogus, Zack Oliver, Arthur Omilian, Alex Pietrzak, Tim Riley, Tyler Scott, Will Studlien, Mark Szott, Mike Trumpy, Nick VanHoose, Timmy Vernon, Brandon Vitabile, Pat Ward, Brandon Williams, Quentin Williams, NU; Darryl Baldwin, C.J. Barnett, Michael Bennett, Ivon Blackman, Ben Buchanan, Zach Domicone, Bryce Haynes, Adam Homan, Taylor Rice, Justin Siems, Stewart Smith, Ron Tanner, OSU; Emery Etter, Bradley Bars, Kyle Baublitz, Glenn Carson, Kyle Carter, Cody Castor, Jesse Della Valle, George Dieffenbach, Michael Farrell, Samuel Ficken, Garry Gilliam, Tyler Howle, Michael Hull, Brian Irvin, Ryan Keiser, Alex Kenney, Benjamin Kline, Christian Kuntz, Matthew Lehman, Evan Lewis, Angelo Mangiro, Peter Massaro, Shane McGregor, Matthew Stankiewitch, Deron Thompson, John Urschel, Jamie Van Valle, Garrett Venuto, PSU; Ishmael Aristide, Sterling Carter, Cody Davis, Trevor Foy, Kurt Freytag, Rob Henry, Justin Kitchens, Robert Kugler, Robert Maci, Robert Marve, Sam McCartney, Shane Mikesky, Michael Rouse, Jesse Schmitt, Justin Sinz, Crosby Wright, PUR; Beau Allen, Sam Arneson, Ray Ball, Lance Baretz, Robert Burge, Travis Frederick, Jordan Fredrick, Kyle French, Melvin Gordon, Ryan Groy, Peniel Jean, Shelton Johnson, Derek Landsch, Tyler Marz, James McGuire, Pat Muldoon, Conor O'Neill, Curt Phillips, Devin Smith, Joel Stave, Austin Traylor, Marcus Trotter, Michael Trotter, Rick Wagner, Derek Watt, WIS.



# ALL-TIME ACADEMIC ALL-BIG TEN

## 2013

Robbie Bain, Houston Bates, V'Angelo Bentley, Tim Clary, Ralph Cooper, Jon Davis, Justin DuVernois, Jake Feldmeyer, Spencer Harris, Michael Heitz, Zach Hirth, Jake Howe, Brad Janitz, Corey Lewis, Mason Monheim, T.J. Neal, Kenny Nelson, Nathan Scheelhaase, Joe Spencer, Mike Svetina, Austin Teitsma, ILL; Pete Bachman, Jacob Bailey, Andre Booker, Cameron Coffman, Anthony Corsaro, Griffen Dahlstrom, Christian Englum, Mitch Ewald, Greg Heban, Shawn Heffern, Michael Hunter, Bill Ivan, David Kaminski, Kyle Kennedy, Nick Mangieri, Jake Michalek, Mark Murphy, Paul Phillips, Ryan Phillis, Jake Reed, Mike Replogle, Nick Stoner, Nate Sudfeld, Alex Todd, Erich Toth, Jake Zupancic, IND; Conor Boffeli, Cole Fisher, George Kittle, Casey Kreiter, Jordan Lomax, Nolan MacMillan, Riley McCarron, James Morris, Drew Ott, Travis Perry, Jake Rudock, Don Shumpert, Louis Trinca-Pasat, Brett Van Sloten, Mark Weisman, IOWA; Courtney Avery, Brennen Beyer, Joseph Burzynski, Jareth Glanda, Graham Glasgow, Jeremy Jackson, Joseph Kerridge, Desmond Morgan, Joseph Reynolds, Matthew Wile, MICH; Jack Allen, Max Bullough, Jack Conklin, Connor Cook, Tyler Hamilton, Travis Jackson, Paul Lang, Matt Macksood, Andrew Maxwell, Mark Meyers, Kevin Muma, Keith Mumphery, Tyler O'Connor, Josiah Price, Mike Sadler, Mark Scarpinato, Blake Treadwell, MSU; Michael Amaefula, Cole Banham, Alex Bisch, Joe Bjorklund, Brian Boddy-Calhoun, Cameron Botticelli, Foster Bush, Jon Christenson, Derrick Engel, Jake Filkins, Isaac Fruechte, Drew Goodger, Chris Hawthorne, Ernie Heifort, Mike Henry, Aaron Hill, Marcus Jones, Victor Keise, Ben Lauer, Mitch Leidner, Grayson Levine, Jephthe Matilus, KJ Maye, Gabe Mezzenga, Peter Mortell, Philip Nelson, Ed Olson, Tommy Olson, Jonah Pirsig, Lincoln Psek, Nick Rallis, Dave Ramlet, Yoshoub Timms, Brock Vereen, Maxx Williams, MINN; Ameer Abdullah, Taariq Allen, Sam Burtch, Brandon Chapek, Jake Cotton, Sam Cotton, Scott Criss, Imani Cross, Tyler Evans, Andrew Green, Lane Hovey, Charles Jackson, Jake Long, Spencer Long, Greg McMullen, Josh Mitchell, Mike Moudy, Mark Pelini, Cole Pensick, Givens Price, Brent Qvale, Ryne Reeves, Brandon Reilly, Wil Richards, Michael Rose, Jeremiah Sirles, Zach Sterup, David Sutton, Jordan Westerkamp, CJ Zimmerer, NEB; Hayden Baker, Cermak Bland, Jeff Budzien, Ibraheim Campbell, P.J. Carollo, Max Chapman, Kain Colter, Adam DePietro, Doug Diedrick, Collin Ellis, Mike Eshun, Davion Fleming, Matt Frazier, Deonte Gibson, Tim Hanrahan, Pat Hickey, Tony Jones, Paul Jorgensen, Connor Mahoney, Sean McEvilly, Mike McHugh, Shane Mertz, Geoff Mogus, Zack Oliver, Eric Olson, Arthur Omilian, Ian Park, Tyler Scott, Trevor Siemian, Mark Szott, Mike Trumpy, Nick VanHoose, Timmy Vernon, Brandon Vitabile, Dan Vitale, Brandon Williams, NU; Darryl Baldwin, Warren Ball, Drew Basil, Ivon Blackman, Jacoby Boren, Joe Burger, Taylor Decker, Pat Elflein, Craig Fada, Bryce Haynes, Noah Spence, Ron Tanner, Cam Williams, OSU; Bradley Bars, Kyle Baublitz, Glenn Carson, Kyle Carter, Jesse Della Valle, George Dieffenbach, Samuel Ficken, Brian Gaia, Garry Gilliam, Jack Haffner, Albert Hall, Tyler Howle, Michael Hull, Ryan Keiser, Alex Kenney, Benjamin Kline, Matthew Lehman, Eugene Lewis, Akeel Lynch, Angelo Mangiro, Carl Nassib, Stephen Obeng-Agyapong, Deron Thompson, John Urschel, Nyeem Wartman, PSU; Charles Ayres, Sterling Carter, Cody Davis, Trevor Foy, Kurt Freytag, Paul Griggs, Rob Henry, Jimmy Herman, Justin Kitchens, Robert Kugler, Greg Latta, Thomas Meadows, Shane Mikesky, Jesse Schmitt, Justin Sinz, PUR; Jared Abbrederis, Sam Arneson, Brett Arnold, Lance Baretz, Vince Biegel, Trent Denlinger, Jordan Fredrick, Kyle French, Melvin Gordon, Ryan Groy, Nate Hammon, Ethan Hemer, Bart Houston, Brendan Kelly, Derek Landisch, Tyler Marz, James McGuire, Leo Musso, Curt Phillips, Jerry Ponio, Joel Stave, Marcus Trotter, Michael Trotter, Dan Voltz, Derek Watt, WIS.

## 2014

Aaron Bailey, Rob Bain, Dillan Cazley, Tim Clary, Jon Davis, Christian Dilauro, Justin DuVernois, Nathan Echard, Eric Finney, Pat Flavin, Michael Heitz, Jake Howe, Ted Karras, Davontay Kwaaning, Wes Lunt, Michael Martin, Mason Monheim, Darius Mosely, T.J. Neal, Reilly O'Toole, David Reisner, Joe Spencer, Austin Teitsma, LaKeith Walls, Tyler White, DeJazz Woods, Taylor Zalewski, ILL; Jacob Bailey, Andre Booker, Nate Boudreau, Michael Cooper, Anthony Corsaro, Steven Funderburk, Brandon Grubbe, Shawn Heffern, Michael Hunter, Arthur Jones, David Kaminski, Kyle Kennedy, Nick Mangieri, Max Matthews, Mark Murphy, Griffin Oakes, Jake Reed, Mike Replogle, Nick Stoner, Nate Sudfeld, Erich Toth, IND; Nathan Bazata, Ike Boettger, Jake Duzey, Cole Fisher, George Kittle, Jordan Lomax, Riley McCarron, Drew Ott, Travis Perry, Macon Plewa, Jake Rudock, Louis Trinca-Pasat, Matt VandeBerg, Ryan Ward, Mark Weisman, IOWA; Darryl Brooks, C.J. Brown, Salvatore Conaboy, Rashid Conteh, Bradley Craddock, Zachary Dancel, Michael Dunn, Cole Farrand, Pasquale Gallo, Adam Greene, Perry Hills, Joseph Marchese, Brian McMahon, Michael Minter, Nathaniel Renfro, Matthew Robinson, Eric Roca, Maurice Shelton, John Tart, John Ventura, Andrew Zeller, MD; Brennen Beyer, Joey Burzynski, Anthony Capatina, Ben Gedeon, Graham Glasgow, Maurice Hurst Jr., Michael Jocz, Joe Kerridge, Alex Swieca, Dymonte Thomas, Matt Wile, Chris Wormley, MICH; Jack Allen, Connor Cook, Michael Geiger, Travis Jackson, Paul Lang, Matt Macksood, Benny McGowan, Mark Meyers, Tyler O'Connor, Josiah Price, Mike Sadler, MSU; Michael Amaefula, Cole Banham, Alex Bisch, Joe Bjorklund, Brian Bobek, Brian Boddy-Calhoun, Cameron Botticelli, Foster Bush, De'Vondre Campbell, Jon Christenson, Drew Goodger, Tyler Hartmann, Isaac

Hayes, Logan Hutton, Donnell Kirkwood, De'Niro Laster, Mitch Leidner, Kyle McAvoy, Luke McAvoy, Peter Mortell, Tommy Olson, Jonah Pirsig, Dave Ramlet, Ryan Santoso, Chris Streveler, Cedric Thompson, Maxx Williams, Chris Wipson, Drew Wolitarsky, Nate Wozniak, MINN; Ameer Abdullah, Josh Banderas, Maliek Collins, Jake Cotton, Sam Cotton, Sam Cotton, Joey Felici, Kevin Gladney, Greg Hart, Lane Hovey, Harrison Jordan, Alex Lewis, Josh Mitchell, Mike Moudy, Mark Pelini, Givens Price, Ryne Reeves, Brandon Reilly, Trevor Roach, David Sutton, Chris Weber, Jordan Westerkamp, NEB; Corey Acker, Matt Alviti, Chi Chi Ariguzo, Hayden Baker, Ibraheim Campbell, Joe Cannon, Austin Carr, Max Chapman, Adam DePietro, Doug Diedrick, Collin Ellis, Matt Frazier, Deonte Gibson, Chris Gradone, Jimmy Hall, Tim Hanrahan, Matthew Harris, Tom Hruby, Tony Jones, Paul Jorgensen, Dean Lowry, Connor Mahoney, Shane Mertz, Tommy Odell, Zack Oliver, Eric Olson, Arthur Omilian, Kyle Queiro, Josh Roberts, Christian Salem, Trevor Siemian, Mark Szott, Jayme Taylor, Nick VanHoose, Brandon Vitabile, Dan Vitale, Brett Walsh, Jarrell Williams, NU; Darryl Baldwin, Jacoby Boren, Joe Burger, James Clark, Pat Elflein, Ezekiel Elliott, Peter Gwilym, Bryce Haynes, Billy Price, Jake Russell, Nic Sarac, Cam Williams, OSU; Bradley Bars, Kyle Carter, Parker Cothren, Jesse Della Valle, George Miles Dieffenbach, Jordan Dudas, Samuel Ficken, Brian Gaia, Christopher Gulla, Albert Hall, Daesean Hamilton, Michael Hull, Ryan Keiser, Angelo Mangiro, Carl Nassib, David Nelson, Deron Thompson, Von Walker, Tyler Yazujian, Matthew Zanellato, PSU; Austin Appleby, Jonathan Curry, Danny Eting, Paul Griggs, Jimmy Herman, Da'Wan Hunte, Jordan Jurasevich, Robert Kugler, Austin Logan, Thomas Meadows, Shane Mikesky, Dan Monteroso, Dezwan Polk-Campbell, J.J. Prince, Jake Replogle, Sean Robinson, Jesse Schmitt, Justin Sinz, John Strausser, Jason Tretter, PUR; Austin Agudosi, Taj Alexander, Julian Pinnix-Odrick, Kevin Snyder, Timothy Taylor, John Tsimis, Brian Verbitski, Lorenzo Waters, RU; Sam Arneson, Hayden Biegel, Vince Biegel, Andy Endicott, Alex Erickson, Joe Ferguson, Jordan Fredrick, Troy Fumagalli, Warren Herring, Bart Houston, Alec James, Peniel Jean, Jake Keefer, Derek Landisch, Tyler Marz, James McGuire, Leo Musso, Chikwe Obasiah, Ben Ruechel, Joel Stave, Eric Steffes, Derek Straus, Marcus Trotter, Michael Trotter, Dan Voltz, Derek Watt, Walker Williams, WIS.

# ALL-TIME ACADEMIC ALL-AMERICANS

## FIRST-TEAM ACADEMIC ALL-AMERICANS

1952: Bob Lenzini, ILL; Bill Fenton, IOWA; Dick Balzhiser, MICH; John Wilson, MSU\*; Bob Oberlin, NEB\*; John Borton, OSU; Bob Kennedy, WIS.

1953: Bill Fenton, IOWA; Bernie Faloney, MD\*; Don Dohoney, MSU; Bob Oberlin, NEB\*; Alan Ameche, WIS.

1954: Dick Hilinski, OSU; Alan Ameche, WIS.

1955: Jim Orwig, MICH; Buck Nystrom, MSU.

1956: Bob Hobert, MINN; Al Viola, NU; Len Dawson, PUR.

1957: Jim Orwig, MICH; Blanche Martin, MSU.

1958: Andy Cvercko, NU; Bob White, OSU; John Hobbs, WIS.

1959: Dale Hackbart, WIS.

1960: Frank Brixius, MINN; Pat Clare, Don Fricke, NEB\*; Jerry Beabout, PUR.

1961: Larry Onesti, NU; Tom Perdue, OSU.

1962: Jim Huges, NEB\*; Paul Flatley, NU; Pat Richter, WIS.

1963: Dennis Claridge, NEB\*; George Burman, NU; Ken Bowman, WIS.

1964: Jim Grabowski, ILL; Bob Timberlake, MICH.

1965: Jim Grabowski, ILL; Don Bierowicz, Don Japinga, MSU; Tony Jeter, Jim Osberg, NEB\*; Bill Ridder, OSU; Joe Bellas, John Runnels, PSU\*; Sal Ciampi, PUR.

1966: John Wright, ILL; Dave Fisher, Dick Vidmer, MICH; Pat Gallinagh, MSU; Marvin Mueller, NEB\*; Dave Foley, OSU; John Runnels, PSU\*.

1967: Harry Gonso, IND; Rich Buzin, PSU\*; Jim Beirne, Lance Olssen, PUR.

1968: Al Brenner, MSU; Bob Stein, MINN; Dave Foley, Mark Steir, OSU; Tim Foley, PUR.

1969: Jim Mandich, MICH; Rich Saul, Ron Saul, MSU; Randy Reeves, NEB\*; Bill Urbanik, OSU; Charlie Pittman, Dennis Onkotz, PSU\*; Tim Foley, Mike Phipps, Bill Yanchar, PUR.

1970: Jim Rucks, ILL; Phil Seymour, MICH; Barry Mayer, MINN; Joe Zigulich, NU.

1971: Bob Bucklin, ILL; Bruce Elliott, MICH; Larry Jacobson, Jeff Kinney, NEB\*; Rick Simon, OSU; Dave Joyner, PSU\*.

1972: Glenn Scolnik, IND; Bill Hart, MICH; Bruce Bannon, PSU\*; Rufus Ferguson, WIS.

1973: John Shinsky, MSU; Frosty Anderson, NEB\*; Randy Gradishar, OSU; Mark Markovich, PSU\*; Bob Hoftiezer, PUR.

1974: Kirk Lewis, MICH; Brian Baschnagel, OSU.

1975: Bob Elliott, IOWA; Kim Hoover, MD\*; Dan Jilek, MICH; Rik Bonness, Tom Heiser, NEB\*; Brian Baschnagel, OSU.

1976: Vince Ferragamo, Ted Harvey, NEB\*; Randolph Dean, NU; Pete Johnson, Bill Lukens, OSU; Chuck Benjamin, PSU\*.

1977: Ted Harvey, NEB\*; Jeff Logan, OSU.

1978: Joe Muffler, MD\*; George Andrews, Jim Pillen, NEB\*; Keith Dorney, PSU\*.

1979: Alan Davis, MSU; Rod Horn, Kelly Saalfield, Randy Schleusener, NEB\*; Ken Loushin, PUR.

1980: Dan Gregus, ILL; Kevin Speer, IND; Jeff Finn, Randy Schleusener, NEB\*; Jim Ford, NU; Marcus Marek, OSU; Tim Seneff, PUR.

1981: Dan Gregus, ILL; Norm Betts, MICH; Ric Lindquist, Dave Rimington, Randy Theiss, NEB\*; Tim Seneff, PUR.

1982: Dan Gregus, ILL; Stefan Humphries, Robert Thompson, MICH; Dave Rimington, NEB\*; John Frank, Joseph Smith, OSU; Todd Blackledge, Harry Hamilton, Scott Radicec, PSU\*; Kyle Borland, WIS.

1983: Stefan Humphries, MICH; Scott Strasburger, Rob Stuckey, NEB\*; John Frank, OSU; Harry Hamilton, PSU\*.

1984: Scott Strasburger, Rob Stuckey, Mark Traynowicz, NEB\*; David Crecelius, Michael Lanese, OSU; Lance Hamilton, Carmen Masciantonio, PSU\*.

1985: Larry Station, IOWA; Clay Miller, MICH; Dean Altobelli, MSU; Michael Lanese, OSU; Lance Hamilton, PSU\*.

1986: Kenneth Higgins, MICH; Dean Altobelli, Shane Bullough, MSU; Dale Klein, Tom Welter, NEB\*; Mike Baum, Bob Dirkes, Todd Krehbiel, NU; John Shaffer, PSU\*.

1987: Mark Blazek, Jeff Jamrog, NEB\*; Mike Baum, NU; Don Davey, WIS.

1988: Mark Blazek, John Kroeker, NEB\*; Mike Baum, NU; Don Davey, WIS.

1989: Brent Herbel, MINN; Gerry Gdowski, Jake Young, NEB\*; Joseph Staysniak, OSU; Bruce Brineman, PUR; Don Davey, WIS.

1990: David Deale, Pat Tyrance, Jim Wanek, NEB\*; Ira Adler, NU; Don Davey, WIS.

1991: Mike Hopkins, ILL; Pat Engelbert, Mike Stigge, NEB\*.

1992: John Wright, Jr., ILL; Steve Wasylik, MSU; Mike Stigge, NEB\*; Leonard Hartman, Gregory Smith, OSU.

1993: Steve Wasylik, MSU; Trev Alberts, Terry Connealy, Rob Zatechka, NEB\*.

1994: Brett Larsen, ILL; John Hammerstein, IND; Justin Conzemius, MINN; Terry Connealy, Matt Shaw, Rob Zatechka, NEB\*; Jeff Hartings, Tony Pittman, PSU.

1995: Aaron Graham, NEB\*; Sam Valenzisi, NU; Greg Bellisari, OSU; Jeff Hartings, PSU.

1996: Grant Wistrom, NEB\* Greg Bellisari, OSU.

1997: Joel Makovicka, Grant Wistrom, NEB\*.

1998: Chad Kelsay, Bill Lafluer, Joel Makovicka, NEB\*.

1999: Josh Whitman, ILL; Rob Renes, MICH; Mike Brown, Kyle Vanden Bosch, NEB\*; Ahmed Plummer, OSU; Travis Forney, PSU.

2000: Josh Whitman, ILL; Kyle Vanden Bosch, NEB\*; Drew Brees, PUR.

2001: Aaron Kampman, IOWA; Tracey Wistrom, NEB\*.

2002: Jason Wright, NU; Joe Iorio, PSU; John Standeford, PUR.

2003: Jason Wright, NU; Craig Krenzler, OSU; John Standeford, PUR, Nathan Jones, RU\*.

2004: Jeff Backes, Chad Sievers, NEB\*; Luis Castillo, NU; Andrew Guman, PSU; Jim Leonhard, WIS.

2005: Will Meyers, IND; Mike Elgin, IOWA; Kurt Mann, Dane Todd, NEB\*; Paul Posluszny, PSU.

2006: Will Meyers, IND; Mike Elgin, Mike Klinkenborg, Adam Shada, IOWA; Anthony Gonzalez, Stan White, OSU; Paul Posluszny, Tim Shaw, PSU.

2007: Ryan McDonald, ILL; Austin Starr, IND; Mike Klinkenborg, Adam Shada, IOWA; Brian Robiskie, OSU; Gerald Cadogan, PSU.

2008: Ryan McDonald, ILL; Phil Brunner, NU; Brian Robiskie, OSU; Gerald Cadogan, Josh Hull, Andrew Pitz, Mark Rubin, PSU.

2009: Zoltan Mesko, MICH; Blair White, MSU; Zeke Markshausen, NU; Josh Hull, Andrew Pitz, Stefan Wisniewski, PSU.

2010: Chris Colasanti, Pete Massaro, Stefan Wisniewski, PSU; Kyle Adams, PUR.

2011: Rex Burkhead, Austin Cassidy, NEB; Patrick Ward, NU; Joe Holland, PUR.

2012: Adam Replogle, IND; Rex Burkhead, NEB; Patrick Ward, NU; Pete Massaro, John Urschel, PSU.

2013: Mark Murphy, IND; James Morris, IOWA; Max Bullough, Mike Sadler, MSU; Spencer Long, NEB; John Urschel, PSU.

2014: Mark Murphy, IND; Mike Sadler, MSU; Maxx Williams, MINN; David Milewski, RU.

\* Not yet a member of the Big Ten

# ALL-TIME ACADEMIC ALL-AMERICANS

---

## Two-Time First-Team Academic All-Americans

Bill Fenton, IOWA, 1952-53  
Bob Oberlin, NEB\*, 1952-53  
Alan Ameche, WIS, 1953-54  
Jim Orwig, MICH, 1955-57  
Jim Grabowski, ILL, 1964-65  
John Runnels, PSU\*, 1965-66  
Dave Foley, OSU, 1966-68  
Tim Foley, PUR, 1968-69  
Brian Baschnagel, OSU, 1974-75  
Ted Harvey, NEB\*, 1976-77  
Randy Schleusener, NEB\*, 1979-80  
Tim Seneff, PUR, 1980-81  
Dave Rimington, NEB\*, 1981-82  
Stefan Humphries, MICH, 1982-83  
John Frank, OSU, 1982-83  
Harry Hamilton, PSU\*, 1982-83  
Scott Strasburger, NEB\*, 1983-84  
Rob Stuckey, NEB\*, 1983-84

Michael Lanese, OSU, 1984-85  
Lance Hamilton, PSU\*, 1984-85  
Dean Altobelli, MSU, 1985-86  
Mark Blazek, NEB\*, 1987-88  
Mike Stigge, NEB\*, 1991-92  
Steve Wasylk, MSU, 1992-93  
Terry Connealy, NEB\*, 1993-94  
Rob Zatechka, NEB\*, 1993-94  
Jeff Hartings, PSU, 1994-95  
Greg Bellisari, OSU, 1995-96  
Grant Wistrom, NEB\*, 1996-97  
Joel Makovicka, NEB\*, 1997-98  
Josh Whitman, ILL, 1999-2000  
Kyle Vanden Bosch, NEB\*, 1999-2000  
Jason Wright, NU, 2002-03  
John Standeford, PUR, 2002-03  
Will Meyers, IND, 2005-06  
Mike Elgin, IOWA, 2005-06

Paul Posluszny, PSU, 2005-06  
Mike Klindenborg, IOWA, 2006-07  
Adam Shada, IOWA, 2006-07  
Ryan McDonald, ILL, 2007-08  
Brian Robiskie, OSU, 2007-08  
Gerald Cadogan, PSU, 2007-08  
Josh Hull, PSU, 2008-09  
Andrew Pitz, PSU, 2008-09  
Stefen Wisniewski, PSU, 2009-10  
Pete Massaro, PSU, 2010-12  
Rex Burkhead, NEB, 2011-12  
Patrick Ward, NU, 2011-12  
John Urschel, PSU, 2012-13  
Mark Murphy, IND, 2013-14  
Mike Sadler, MSU, 2013-14

\* Not yet a member of the Big Ten

---

## Three-Time First-Team Academic All-Americans

Dan Gregus, ILL, 1980-81-82  
Mike Baum, NU, 1986-87-88

## Four-Time First-Team Academic All-American

Don Davey, WIS, 1987-88-89-90

---

## Academic All-America of the Year

Drew Brees, PUR, 2000  
Craig Krenzel, OSU, 2003  
Paul Posluszny, PSU, 2006

# BIG TEN PLAYERS OF THE WEEK

O - offensive player of the week  
 D - defensive player of the week  
 S - special teams player of the week (began 1994)  
 FR - freshman of the week (began 2010)

FR also denotes freshman offensive, defensive or special teams player of the week

## 1987

9/12	O	QB Dave Schnell, IND (AP, UPI)
	D	CB William White, OSU (AP, UPI)
9/19	O	RB Kevin Harmon, IOWA (UPI)
	D	DE Scott Davis, ILL (AP, UPI)
9/26	O	WR Ernie Jones, IND (AP, UPI)
	D	CB Greg Rogan, OSU (AP, UPI)
10/3	O	RB Jamie Morris, MICH (AP, UPI)
	D	LB Chris Spielman, OSU (AP, UPI)
10/10	O	QB Rickey Foggie, MINN (AP)
		RB Byron Sanders, NU (UPI)
10/17	O	RB Lorenzo White, MSU (AP)
	D	QB Demetrius Brown, MICH (UPI)
	D	DE Mike Piel, ILL (AP, UPI)
10/24	O	QB Chuck Hartlieb, IOWA (AP)
	D	RB Carlos Snow, OSU-FR (UPI)
	D	NG Moe Gardner, ILL-FR (AP, UPI)
10/31	O	QB Shawn McCarthy, PUR (AP, UPI)
	D	DT Travis Davis, MSU (AP, UPI)
11/7	O	QB Chuck Hartlieb, IOWA (AP, UPI)
	D	DB Alan Bishop, MICH (UPI)
11/14	O	RB Lorenzo White, MSU (AP, UPI)
	D	FS Todd Krumm, MSU (AP, UPI)
11/21	O	QB Tom Tupa, OSU (AP, UPI)
	D	FS Brian Dewitz, IND (AP, UPI)

## 1988

9/12	O	RB Anthony Thompson, IND (AP, UPI)
	D	LB Mike McCray, OSU (AP, UPI)
9/19	O	RB Keith Jones, ILL (AP, UPI)
	D	LB Darrick Brownlow, ILL (AP, UPI)
9/26	O	QB Greg Frey, OSU (AP, UPI)
	D	LB Brad Quast, IOWA (AP, UPI)
10/3	O	RB Tony Boles, MICH (AP, UPI)
	D	DB Mark Kelly, ILL (AP, UPI)
10/10	O	RB Anthony Thompson, IND (AP, UPI)
	D	DT Mark Messner, MICH (AP, UPI)
10/17	O	QB Brian Fox, PUR-FR (AP, UPI)
	D	LB Willie Bates, IND (UPI)
10/24	O	RB Byron Sanders, NU (AP, UPI)
	D	DE Mike Burke, IOWA (AP, UPI)
10/31	O	QB Chuck Hartlieb, IOWA (AP, UPI)
	D	LB Percy Snow, MSU (AP)
	D	LB Darrin Trieb, PUR (UPI)
11/7	O	RB Keith Jones, ILL (UPI)
	D	DB Glenn Cobb, ILL (AP, UPI)
11/14	O	TB Blake Ezor, MSU (AP, UPI)
	D	DT Kevin Peterson, NU (AP, UPI)
11/21	O	WR John Kolesar, MICH (AP, UPI)
	D	LB Marc Spencer, MICH (AP, UPI)

## 1989

9/18	O	RB Anthony Thompson, IND (AP)
	D	LB Percy Snow, MSU (AP)
9/25	O	PK J.D. Carlson, MICH (AP)
	D	DL Jim Johnson, IOWA (AP)
10/2	O	RB Darrell Thompson, MINN (AP)
	D	CB Mike Dumas, IND (AP)
10/9	O	RB Anthony Thompson, IND (AP, UPI)
	D	NT Moe Gardner, ILL (AP)
	D	LB Melvin Foster, IOWA (UPI)
10/16	O	RB Nick Bell, IOWA (AP, UPI)
	D	DB Tripp Welborne, MICH (AP)
	D	LB J.J. Grant, MICH (UPI)
10/23	O	RB Anthony Thompson, IND (AP)
		QB Jeff George, ILL (UPI)
	D	NT Moe Gardner, ILL (AP)
	D	DB Vada Murray, MICH (UPI)

10/30	O	QB Greg Frey, OSU (AP)
	D	TB Tony Boles, MICH (UPI)
	D	DB Quinton Parker, ILL (AP, UPI)
11/6	O	TB Blake Ezor, MSU (AP)
	D	QB Eric Hunter, PUR-FR (UPI)
	D	LB Steve Glasson, ILL (AP, UPI)
11/13	O	RB Anthony Thompson, IND (AP, UPI)
	D	LB Percy Snow, MSU (AP, UPI)
11/20	O	TB Blake Ezor, MSU (AP, UPI)
	D	DL Jim Johnson, IOWA (AP, UPI)
11/27	O	QB Jeff George, ILL (AP, UPI)
	D	DB Todd Plate, MICH (AP, UPI)

## 1990

9/10	O	TB Robert Smith, OSU-FR
	D	LB Steve Tovar, OSU
9/17	O	TB Jon Vaughn, MICH
	D	FS Frank Jackson, MINN
9/24	O	FB Howard Griffith, ILL
	D	CB Eddie Polly, IOWA
10/1	O	TB Tico Duckett, MSU
	D	LB-P Ed Sutter, NU
10/8	O	SE Shawn Wax, ILL
	D	LB Melvin Foster, IOWA
10/15	O	TB Hyland Hickox, MSU
	D	LB Darrick Brownlow, ILL
10/22	O	QB Matt Rodgers, IOWA
	D	SS Sean Lumpkin, MINN
10/29	O	QB Greg Frey, OSU
	D	DT Mel Agee, ILL
11/5	O	RB Nick Bell, IOWA
	D	DT Mike Sunvold, MINN
11/12	O	WR Bobby Olive, OSU
	D	LB Jason Simmons, OSU
11/19	O	QB Matt Rodgers, IOWA
	D	DT Don Davey, WIS
11/26	O	FB Howard Griffith, ILL
	D	LB Erick Anderson, MICH

## 1991

9/9	O	WR Desmond Howard, MICH
	D	LB Erick Anderson, MICH
9/16	O	WR Desmond Howard, MICH
	D	QB Elvis Grbac, MICH
	D	CB Troy Vincent, WIS
9/23	O	QB Jason Verduzco, ILL
	D	ILL defense
9/30	O	TB Vaughn Dunbar, IND
	D	DE Leroy Smith, IOWA
10/7	O	RB Jesse Johnson, MICH-FR
	D	LB Jim Schwantz, PUR
10/14	O	QB Trent Green, IND
	D	LB Dana Howard, ILL-FR
10/21	O	QB Matt Rodgers, IOWA
	D	LB Chuck Bullough, MSU
10/28	O	WR Desmond Howard, MICH
	D	LB-P Chuck Bullough, NU
11/4	O	FL Mark Benson, NU
	D	DE Leroy Smith, IOWA
11/11	O	RB Mike Saunders, IOWA
	D	LB Chuck Bullough, MSU
11/18	O	TB Carlos Snow, OSU
	D	LB Jason Simmons, OSU
11/26	O	WR Desmond Howard, MICH
	D	LB Erick Anderson, MICH

## 1992

9/5	O	QB Jason Verduzco, ILL
	D	LB Steve Tovar, OSU
9/12	O	RB Jeff Hill, PUR
	D	LB Eric Beatty, PUR
9/19	O	RB Terrell Fletcher, WIS
	D	DE Derrick Foster, OSU
9/26	O	TB Brett Law, IND
	D	SS Shonte Peoples, MICH
10/3	O	WR Lee Gissendaner, NU
	D	LB Chad Yocum, WIS

10/10	O	QB Jim Hartlieb, IOWA
	D	FS Jeff Arneson, ILL
10/17	O	PK Rich Thompson, WIS
	D	LB Ty Hallock, MSU
10/24	O	QB Len Williams, NU
	D	FL Derrick Alexander, MICH
	D	LB Eric Beatty, PUR
11/2	O	QB Jason Verduzco, ILL
	D	LB Steve Morrison, MICH
11/9	O	TB Craig Thomas, MSU
	D	CB Carlos James, IOWA
11/16	O	TB Robert Smith, OSU
	D	LB Steve Tovar, OSU
11/23	O	QB Rob St. Sauver, MINN
	D	LB Dana Howard, ILL

## 1993

9/4	O	WR Bobby Engram, PSU
	D	DB Jeff Messenger, WIS
9/11	O	TB Craig Thomas, MSU
	D	LB Lorenzo Styles, OSU
9/18	O	QB Len Williams, NU
	D	FS William Bennett, NU
9/25	O	TB Brent Moss, WIS
	D	LB Simeon Rice, ILL
10/4	O	QB Johnny Johnson, ILL
	D	DT Buster Stanley, MICH
10/11	O	SB Omar Douglas, MINN
	D	QB Darrell Bevell, WIS
	D	DT Yakini Allen, MSU
10/18	O	TB Tyrone Wheatley, MICH
	D	FL Joey Galloway, OSU
	D	OLB Lorenzo Styles, OSU
10/25	O	QB Johnny Johnson, ILL
	D	LB Andy Veit, MINN
11/1	O	TB Raymont Harris, OSU
	D	FS Walter Taylor, OSU
11/8	O	FL Thomas Lewis, IND
	D	LB John Holeccek, ILL
11/15	O	TB Mike Archie, PSU
	D	LB Brian Gelzheiser, PSU
11/22	O	TB Terrell Fletcher, WIS
	D	CB Ty Law, MICH

## 1994

9/6	O	TB Ki-Jana Carter, PSU
	D	LB Simeon Rice, ILL
	S	P Scott Terna, OSU
9/12	O	QB Todd Collins, MICH
	D	ILL Defense
	S	PK Remy Hamilton, MICH
9/19	O	TB Alex Smith, IND-FR
	D	LB Danny Sutter, NU
	S	CB Brian Miller, PSU
9/26	O	TB Terrell Fletcher, WIS
	D	LB Jarrett Irons, MICH
	S	PK John Hall, WIS
10/3	O	QB Tony Banks, MSU
	D	LB Aaron Hall, PUR
	S	P Rob Deignan, PUR
10/10	O	QB Johnny Johnson, ILL
	D	LB Dana Howard, ILL
	S	PK Remy Hamilton, MICH
10/17	O	QB Kerry Collins, PSU
	D	LB Willie Smith, PSU
	S	PK Brad Bobich, PUR
10/24	O	QB Bobby Hoying, OSU
	D	TB Dennis Lundy, NU
	D	LB Craig Sauer, MINN
	S	WR Amani Toomer, MICH
10/31	O	QB Kerry Collins, PSU
	D	LB Eric Unverzagt, WIS
	S	WR Seth Smith, MICH
11/7	O	TB Ki-Jana Carter, PSU
	D	CB Marlon Kerner, OSU
	S	P Scott Terna, OSU



# BIG TEN PLAYERS OF THE WEEK

11/14	O	QB Kerry Collins, PSU	10/28	O	RB Adrian Autry, NU	9/14	O	QB Antwaan Randle El, IND-FR
	D	DE Mike Vrabel, OSU		D	SS Damon Moore, OSU		D	QB Bill Burke, MSU
	S	WR Joey Galloway, OSU		S	WR Tim Dwight, IOWA		S	Penn State Defense
11/21	O	OT Korey Stringer, OSU	11/4	O	RB Ron Dayne, WIS-FR	9/21	O	P Brent Bartholomew, OSU
	D	DB Jeff Messenger, WIS		D	OSU Defense		D	RB Michael Wiley, OSU
	S	CB Marlon Kerner, OSU		S	PK John Hall, WIS		S	SS Tyrone Carter, MINN
			11/11	O	RB Darnell Autry, NU	9/26	O	PK Brian Gowins, NU
<b>1995</b>				D	RB Ron Dayne, WIS-FR		D	RB Ron Dayne, WIS
9/5	O	RB Darnell Autry, NU		S	LB Chris Koeppen, PUR		S	QB Tom Brady, MICH
	D	SS Steve King, MICH		S	P Alan Sutkowski, IND		D	DE Jared DeVries, IOWA
	S	WR Anthony Williams, MICH	11/18	O	QB Cory Sauter, MINN		S	PK Tim Douglas, IOWA
9/11	O	TB Tshimanga Biakabutuka, MICH		D	RB Robert Holcombe, ILL	10/3	O	QB Drew Brees, PUR
	D	NT Jason Horn, MICH		S	DE Matt Finkes, OSU		D	DE Tom Burke, WIS
	S	S Brian Echols, MSU		S	PK Brian Gowins, NU		S	WR Derin Graham, IND
9/18	O	TB Eddie George, OSU	11/25	O	RB Ron Dayne, WIS-FR	10/10	O	QB Bill Burke, MSU
	D	OLB Simeon Rice, ILL		D	LB Jarrett Irons, MICH		D	LB Brandon Short, PSU
	S	P Brett Larsen, ILL		S	PK Remy Hamilton, MICH		S	PK Travis Forney, PSU
9/23	O	FL Terry Glenn, OSU	<b>1997</b>			10/17	O	QB Antwaan Randle El, IND-FR
	D	FS Kim Herring, PSU					D	RB Ron Dayne, WIS
	S	LB Pat Fitzgerald, NU	9/2	O	QB Stanley Jackson, OSU		D	DE Courtney Brown, PSU
	S	PK Sam Valenzisi, NU		D	LB Barry Gardner, NU		S	P Jason Vinson, MICH
9/30	O	QB Darrell Bevell, WIS		S	PK Brian Gowins, NU		S	P Steve Fitts, ILL-FR
	D	LB Daryl Carter, WIS	9/8	O	QB Mike McQueary, PSU	10/24	O	WR Luke Levenson, MINN
	S	P Paul Burton, NU		D	DE John Favret, WIS-FR		D	DL Tom Burke, WIS
10/7	O	RB Chris Darkins, MINN		S	PK Brandon Kaser, PUR		S	PK Adam Bailey, MINN
	D	QB Bobby Hoying, OSU	9/15	O	RB Tavian Banks, IOWA	10/31	O	QB Joe Germaine, OSU
	S	LB Pat Fitzgerald, NU		D	QB Billy Dicken, PUR		D	WR Tai Streets, MICH
	S	PK Sam Valenzisi, NU		S	QB Brian Griese, MICH		S	LB Andy Katzenmoyer, OSU
10/14	O	TB Eddie George, OSU		D	QB Jay Rodgers, IND		D	LB Willie Fells, PUR
	D	LB Bobby Diaco, IOWA		S	DE Glen Steele, MICH		S	PK Paul Edinger, MSU
	S	PK Brett Conway, PSU		S	WR Tutu Atwell, MINN	11/7	O	QB Drew Brees, PUR
10/21	O	TB Marc Renaud, MSU	9/20	O	WR Joe Jurevicius, PSU		D	DE Julian Peterson, MSU
	D	NU defense		D	WR Tim Dwight, IOWA		S	LB James Hall, MICH
	S	OSU punt defense team		S	LB Aaron Collins, PSU		S	PK Paul Edinger, MSU
10/28	O	QB Bobby Hoying, OSU		S	FL Kevin Griffin, OSU	11/14	O	WR David Boston, OSU
	D	LB Terry Killens, PSU	9/27	O	RB Tavian Banks, IOWA		D	CB Curtis Randle El, IND
	S	P Nick Gallery, IOWA		D	LB Mike Rose, PUR		S	PK Jay Feely, MICH
11/6	O	QB Tony Banks, MSU		S	PK Matt Davenport, WIS	11/21	O	WR David Boston, OSU
	D	FB Mike Alstott, PUR	10/6	O	QB Todd Schultz, MSU		D	DL Tom Burke, WIS
	S	LB Pat Fitzgerald, NU		D	LB Andy Katzenmoyer, OSU		S	WR Vinny Sutherland, PUR
	S	FL Derrick Mason, MSU		S	PK Matt Davenport, WIS	11/28	O	TB Eric McCoo, PSU-FR
11/13	O	TB Eddie George, OSU	10/13	O	TB Curtis Enis, PSU		D	RB Anthony Thomas, MICH
	D	CB Clarence Thompson, MICH		D	FS Shawn Lee, PSU		D	DE Courtney Brown, PSU
	S	PK John Hall, WIS		S	TB Sedrick Irvin, MSU		S	PK Travis Forney, PSU
11/20	O	TB Stephen Pitts, PSU	10/20	O	QB Billy Dicken, PUR	<b>1999</b>		
	D	LB Kevin Hardy, ILL		D	RB Adrian Autry, NU			
	S	P Brett Larsen, ILL		S	DT Jared DeVries, IOWA	8/28	O	WR Chafie Fields, PSU
11/27	O	TB Tshimanga Biakabutuka, MICH		S	PK Adam Bailey, MINN		D	LB LaVar Arrington, PSU
	D	CB Charles Woodson, MICH-FR		S	WR Tim Dwight, IOWA		S	P Pat Pidgeon, PSU
	S	LB Scott Dobbins, PUR		S	LB Anwawn Jones, NU	9/5	O	TB Anthony Thomas, MICH
<b>1996</b>				D	TB Chris Howard, MICH		D	SS Aric Morris, MSU
9/3	O	RB Curtis Enis, PSU		S	OSU Defense		S	PK Travis Dorsch, PUR
	D	LB Jarrett Irons, MICH	11/3	O	WR Tim Dwight, IOWA	9/12	O	WR Nick Davis, WIS
	S	PK Chris Gardner, MSU		D	TB Curtis Enis, PSU		D	RB Thomas Hamner, MINN
9/9	O	RB Pepe Pearson, OSU		S	FB Rob Thein, IOWA		S	LB Danny Clark, ILL
	D	LB Vernon Rollins, IOWA		S	LB Sam Sword, MICH		S	LB Mike Rose, PUR
	S	PK Paul Edinger, MSU-FR	11/10	O	LB Marcel Willis, OSU	9/19	O	WR Sam Simmons, NU
9/16	O	RB Tavian Banks, IOWA		D	TB Chris Howard, MICH		D	RB Ron Dayne, WIS
	D	NT William Carr, MICH		S	MICH Defense		D	QB Kurt Kittner, ILL
	S	PK John Hall, WIS	11/17	O	DE Rosevelt Colvin, PUR		D	HERO Derek Fox, PSU
9/23	O	RB Robert Holcombe, ILL		S	TB Curtis Enis, PSU		S	SS Aric Morris, MSU
	D	SS Tyrone Carter, MINN-FR		D	SS Tyrone Carter, MINN		S	PR Vinny Sutherland, PUR
	S	PK Adam Bailey, MINN	11/24	O	PK Jay Feely, MICH	9/26	O	QB Drew Brees, PUR
9/30	O	FB Ed Watson, PUR		D	QB Mike McQueary, PSU		D	ILB Dhani Jones, MICH
	D	LB Greg Bellisari, OSU		S	DE Courtney Brown, PSU		S	PK/P Dan Stultz, OSU
	S	WR/RS Derrick Mason, MSU		S	DE Glen Steele, MICH	10/3	O	QB Antwaan Randle El, IND
10/7	O	WR Dimitrios Stanley, OSU		S	CB Charles Woodson, MICH		D	LB Sean Hoffman, MINN
	D	LB Pat Fitzgerald, NU		S	WR Tim Dwight, IOWA		S	PK Vitaly Pisetsky, WIS
	S	PK Brian Gowins, NU	<b>1998</b>			10/10	O	WR Plaxico Burress, MSU
10/14	O	WR Dimitrios Stanley, OSU					D	LB Brandon Short, PSU
	D	LB Matt Hughes, IOWA	8/31	O	QB Drew Brees, PUR		S	PK Vitaly Pisetsky, WIS
	S	WR David Boston, OSU-FR		D	DE Jace Saylor, MSU	10/17	O	WR Chris Daniels, PUR
10/22	O	WR D'Wayne Bates, NU		S	RET Gari Scott, MSU		D	LB Chris Ghidorzi, WIS
	D	LB Andy Katzenmoyer, OSU-FR	9/7	O	WR D'Wayne Bates, NU		S	PK Tim Long, NU
	S	PK John Hall, WIS		D	CB Antoine Winfield, OSU			
				S	KR/PR Kahlil Hill, IOWA-FR			

# BIG TEN PLAYERS OF THE WEEK

10/24	O	RB Ron Dayne, WIS
	D	QB Kurt Kittner, ILL
	S	LB LaVar Arrington, PSU
	S	P Drew Hagan, IND
10/31	O	TB Anthony Thomas, MICH
	D	DE Courtney Brown, PSU
	S	PK/P Hayden Epstein, MICH
11/7	O	RB Ron Dayne, WIS
	D	QB Billy Cockerham, MINN
	S	DB Jamar Fletcher, WIS
	S	PK Neil Rackers, ILL
	S	PK Dan Nystrom, MINN-FR
11/14	O	RB Ron Dayne, WIS
	D	LB Ian Gold, MICH
	S	PK Dan Nystrom, MINN-FR
	S	PK Neil Rackers, ILL
11/21	O	QB Antwaan Randle El, IND
	D	RB T.J. Duckett, MSU-FR
	S	SS Tyrone Carter, MINN
	S	PR Gari Scott, MSU
<b>2000</b>		
8/28	O	RB Ladell Betts, IOWA
	D	DB Bruce Branch, PSU
	S	P Jason Baker, IOWA
9/4	O	QB John Navarre, MICH
	D	DB David Mitchell, OSU
	S	PR Sam Simmons, NU
9/11	O	RB Michael Bennett, WIS
	D	QB Drew Brees, PUR
	S	DB James Boyd, PSU
	S	DB Jamar Fletcher, WIS
	S	PK David Schaefer, MSU
	S	PK Kevin Stemke, WIS
9/18	O	RB Thomas Tapeh, MINN-FR
	D	DL Fred Wakefield, ILL
	S	P Craig Jarrett, MSU
9/25	O	QB Drew Brees, PUR
	D	LB Kevin Bentley, NU
	S	PK Tim Long, NU
10/1	O	RB Damien Anderson, NU
	D	RB Tellis Redmon, MINN
	S	LB Justin Smith, IND
	S	PK Jeff Del Verne, MICH
10/8	O	RB Damien Anderson, NU
	D	DL Aaron Kampman, IOWA
	S	KR Kahlil Hill, IOWA
10/15	O	QB Drew Brees, PUR
	D	DB Mike Echols, WIS
	S	DL Fred Wakefield, ILL
	S	PK Dan Nystrom, MINN
	S	P Kevin Stemke, WIS
10/22	O	QB Antwaan Randle El, IND
	D	LB Larry Foote, MICH
	S	DL Craig Terrill, PUR-FR
10/29	O	DB Ashante Woodyard, PUR
	D	QB Drew Brees, PUR
	S	QB Zak Kustok, NU
	S	LB Akin Ayodele, PUR
	S	PK Ryan Primanti, PSU
	S	PR Nate Clements, OSU
11/6	O	QB Kurt Kittner, ILL
	D	QB Zak Kustok, NU
	S	DL Nick Greisen, WIS
	S	PK Nate Kaeding, IOWA-FR
11/13	O	QB Jeff Smoker, MSU-FR
	D	LB Roger Meyer, IOWA
	S	LB Matt Wilhelm, OSU
	S	PK Dan Stultz, OSU
11/20	O	QB Drew Henson, MICH
	D	RB Montrell Lowe, PUR
	S	LB Pat Durr, NU
	S	PK Hayden Epstein, MICH

<b>2001</b>		
8/27	O	WR Lee Evans, WIS
	D	DL Erasmus James, WIS
	S	WR Brandon Lloyd, ILL
9/3	O	DE Akin Ayodele, PUR
	D	DE Akin Ayodele, PUR
	S	PK Nate Kaeding, IOWA
9/10	O	QB Steve Bellisari, OSU
	D	QB Kyle McCann, IOWA
	S	LB Larry Foote, MICH
	S	DE Terrell Washington, ILL
9/17	O	No selections—no games played
9/24	O	RB Damien Anderson, NU
	D	WR Charles Rogers, MSU
	S	DL Wendell Bryant, WIS
	S	P Craig Jarrett, MSU
10/1	O	QB Brandon Hance, PUR-FR
	D	QB Zak Kustok, NU
	S	DB Stuart Schweigert, PUR
	S	P/PK Travis Dorsch, PUR
	S	PK David Wasielewski, NU
10/8	O	RB Levron Williams, IND
	D	DB Mike Doss, OSU
	S	P/PK Travis Dorsch, PUR
10/15	O	WR Marquise Walker, MICH
	D	DB Mike Echols, WIS
	S	WR Herb Haygood, MSU
	S	WR Sam Simmons, NU
10/22	O	QB Kurt Kittner, ILL
	D	DB Bob Sanders, IOWA
	S	PK Peter Christofilakos, ILL
10/29	O	QB Zack Mills, PSU-FR
	D	LB Larry Foote, MICH
	S	PK Robbie Gould, PSU-FR
11/5	O	RB T.J. Duckett, MSU
	D	QB Antwaan Randle El, IND
	S	DT Tim Anderson, OSU
	S	DB Bobby Jackson, ILL
	S	P/PK Travis Dorsch, PUR
11/12	O	RB Levron Williams, IND
	D	DB Eugene Wilson, ILL
	S	CB Bruce Branch, PSU
	S	TB Larry Johnson, PSU
11/19	O	QB Zak Kustok, NU
	D	LB Landon Johnson, PUR
	S	DL Aaron Kampman, IOWA
	S	P/PK Hayden Epstein, MICH
11/26	O	QB Kurt Kittner, ILL
	D	DB Mike Doss, OSU
	S	P Preston Gruening, MINN
12/3	O	WR Charles Rogers, MSU
	D	DT Kemp Rasmussen, IND
	S	P/PK Travis Dorsch, PUR
<b>2002</b>		
8/26	O	RB Maurice Claret, OSU-FR
	D	DB Jim Leonhard, WIS
	S	PK Mike Allen, WIS
9/2	O	RB Chris Perry, MICH
	D	DL Kris Dielman, IND
	S	PK Phil Brabbs, MICH
9/9	O	WR Charles Rogers, MSU
	D	FS Eli Ward, MINN
	S	SS Mike Doss, OSU
	S	KR Jason Wright, NU
9/16	O	RB Maurice Claret, OSU-FR
	D	CB Rich Gardner, PSU
	S	PK Mike Nugent, OSU
9/23	O	RB Jason Wright, NU
	D	DE Michael Haynes, PSU
	S	PR Julius Curry, MICH

9/30	O	QB Brad Banks, IOWA
	D	QB Zack Mills, PSU
	S	SS Ralph Turner, PUR
	S	PK Nate Kaeding, IOWA
	S	PK Dave Rayner, MSU
10/7	O	TE Dallas Clark, IOWA
	D	DL Jimmy Kennedy, PSU
	S	PK Robbie Gould, PSU
10/14	O	QB Gibran Hamdan, IND
	D	RB Terry Jackson II, MINN
	S	DB Derek Pagel, IOWA
	S	WR Jermaine Mays, MINN
10/21	O	RB Larry Johnson, PSU
	D	LB Grant Steen, IOWA
	S	P Andy Groom, OSU
10/28	O	QB Brad Banks, IOWA
	D	QB Brooks Bollinger, WIS
	S	S Shawn Mayer, PSU
	S	P Andy Groom, OSU
11/4	O	RB Larry Johnson, PSU
	D	RB Jason Wright, NU
	S	LB Alex Lewis, WIS
	S	KR/PR Chris Gamble, OSU
11/11	O	QB Brad Banks, IOWA
	D	DE Derrick Strong, ILL
	S	PR Ed Hinkel, IOWA-FR
11/18	O	RB Larry Johnson, PSU
	D	LB Matt Wilhelm, OSU
	S	PK John Gockman, ILL
11/25	O	RB Larry Johnson, PSU
	D	RB Anthony Davis, WIS
	S	LB Matt Wilhelm, OSU
	S	PK/P Adam Finley, MICH
<b>2003</b>		
9/1	O	RB Chris Perry, MICH
	D	RB Jason Wright, NU
	S	DB Jovon Johnson, IOWA
	S	DE Simon Fraser, OSU
	S	P David Bradley, IOWA
9/8	O	WR Lee Evans, WIS
	D	FS Will Allen, OSU
	S	CB Marvin Ward, NU
	S	P Brandon Fields, MSU-FR
9/15	O	RB Chris Perry, MICH
	D	QB Craig Krenzel, OSU
	S	FS Stuart Schweigert, PUR
	S	PK Nate Kaeding, IOWA
9/22	O	QB Jon Beutjer, ILL
	D	LB Chad Greenway, IOWA
	S	S Eric Smith, MSU
	S	P Brandon Fields, MSU-FR
9/29	O	RB Dwayne Smith, WIS
	D	LB Mike Labinjo, MSU
	S	LB A.J. Hawk, OSU
	S	PK Ben Jones, PUR
10/6	O	QB Jeff Smoker, MSU
	D	WR Jared Ellerson, MINN
	S	DE Greg Taplin, MSU
	S	PR Jim Leonhard, WIS
10/13	O	QB John Navarre, MICH
	D	S Jason Harmon, MSU
	S	PR Anthony Chambers, PUR
10/20	O	QB Kyle Orton, PUR
	D	LB Alex Lewis, WIS
	S	PK/P Dave Rayner, MSU
10/27	O	RB Lydell Ross, OSU
	D	DB Jim Leonhard, WIS
	S	P Steve Weatherford, ILL
11/3	O	RB Chris Perry, MICH
	D	DL Matt Roth, IOWA
	S	DE Shaun Phillips, PUR
	S	P B.J. Sander, OSU

# BIG TEN PLAYERS OF THE WEEK

11/10	O	RB Laurence Maroney, MINN-FR	9/26	O	QB Drew Stanton, MSU	11/6	O	QB Bryan Cupito, MINN
	D	DE Loren Howard, NU		D	RB Laurence Maroney, MINN		D	RB Tyrell Sutton, NU
	S	DE Shaun Phillips, PUR		S	LB Paul Posluszny, PSU		S	LB J Leman, ILL
11/17	O	PK Rhys Lloyd, MINN	10/3	O	PK Joel Howells, NU	11/13	O	PK Garrett Rivas, MICH
	D	WR Lee Evans, WIS		D	RB Mike Hart, MICH		D	QB Troy Smith, OSU
	S	DB Bob Sanders, IOWA		S	LB Abdul Hodge, IOWA		S	RB Tony Hunt, PSU
11/24	O	PK Nate Kaeding, IOWA	10/10	O	LB Paul Posluszny, PSU	11/20	O	DE Willie VanDeSteege, MINN
	D	P B.J. Sander, OSU		D	KR/PR Brandon Williams, WIS		D	KR/PR Steve Breaston, MICH
	S	RB Jason Wright, NU	10/17	O	QB Brett Basanez, NU	11/27	O	QB Troy Smith, OSU
	S	CB Marvin Ward, NU		D	LB Tim McGarigle, NU		D	LB J Leman, ILL
	S	P Adam Finley, MICH		S	LB Paul Posluszny, PSU		S	PK Joel Howells, NU
	S	P Brandon Fields, MSU-FR		S	PK Jason Giannini, MINN-FR		S	QB Curtis Painter, PUR
	S			S	QB Brett Basanez, NU		S	LB Cliff Avril, PUR
	S			S	LB Bobby Carpenter, OSU		S	P Jared Armstrong, PUR
	S			S	KR/PR Steve Breaston, MICH		S	
	S			S	CB Ashton Youboty, OSU		S	
<b>2004</b>						<b>2007</b>		
9/6	O	QB Brett Basanez, NU	10/24	O	QB Michael Robinson, PSU	9/3	O	RB Jehuu Caulcrick, MSU
	D	LB Chad Greenway, IOWA		D	S Herschel Henderson, NU		D	QB Tyler Donovan, WIS
	S	PK Rhys Lloyd, MINN		S	KR/PR Ted Ginn, Jr., OSU		S	LB Sean Lee, PSU
9/13	O	QB Kyle Orton, PUR	10/31	O	RB Antonio Pittman, OSU	9/10	O	KR Dorien Bryant, PUR
	D	S Herana-Daze Jones, IND		D	RB Brian Calhoun, WIS		D	QB Adam Weber, MINN-FR
	S	PK Mike Nugent, OSU		S	CB Leon Hall, MICH		S	QB Curtis Painter, PUR
	S	PR Jim Leonhard, WIS		S	KR Demond Williams, MSU		S	LB Dan Connor, PSU
9/20	O	RB Marion Barber III, MINN	11/7	O	RB Gary Russell, MINN	9/17	O	DL Kenny Iwebema, IOWA
	D	DE Erasmus James, WIS		D	DE Tamba Hali, PSU		D	QB Kellen Lewis, IND
	S	PK Mike Nugent, OSU		S	PK Joel Howells, NU		D	DE Jonal Saint-Dic, MSU
9/27	O	QB Kyle Orton, PUR	11/14	O	RB Amir Pinnix, MINN	9/24	O	LB James Laurinaitis, OSU
	D	DE Erasmus James, WIS		D	DT Mitch King, IOWA-FR		D	KR/PR David Gilreath, WIS-FR
	S	PK Dave Rayner, MSU		S	KR/PR Steve Breaston, MICH	9/24	O	RB Rashard Mendenhall, ILL
10/2	O	QB Kyle Orton, PUR	11/21	O	P Dave Brytus, PUR		D	DE Will Davis, ILL
	D	RB Anthony Davis, WIS		D	WR Ed Hinkel, IOWA		S	Jamar Adams, MICH
	S	LB John Pickens, NU		S	QB Troy Smith, OSU		S	P Ken DeBauche, WIS
10/9	O	KR Jerome Brooks, PUR	11/28	O	CB Alan Zemaitis, PSU	10/1	O	QB Kellen Lewis, IND
	D	RB Noah Herron, NU		D	DE Rob Ninkovich, PUR		D	RB P.J. Hill, WIS
	S	S Ernest Shazor, MICH		S	S Donnie Johnson, PSU		S	LB Shawn Crable, MICH
	S	PK Mike Nugent, OSU		S	QB John Stocco, WIS		S	KR Arrelious Benn, ILL-FR
10/16	O	PK Ben Jones, PUR		S	LB Donteze Sanders, WIS	10/8	O	QB C.J. Bachér, NU
	D	QB Drew Tate, IOWA		S	PK Taylor Mehlhaff, WIS		D	CB Chimdi Chekwa, OSU-FR
	D	QB Drew Stanton, MSU		S			S	PK Austin Starr, IND
	S	DB Scott Starks, WIS		S			S	RB Javon Ringer, MSU
	S	PK Kyle Schlicher, IOWA		S			S	QB C.J. Bachér, NU
	S	PK Dave Rayner, MSU		S			S	LB Mike Humpal, IOWA
10/23	O	RB Michael Hart, MICH-FR	<b>2006</b>			10/15	O	KR Brian Hartline, OSU
	D	RB Marion Barber III, MINN	9/4	O	RB Alex Daniels, MINN		D	RB Chris Wells, OSU
	S	LB Kyle McKenzie, MINN		D	QB Troy Smith, OSU		S	WR Dorien Bryant, PUR
	S	P Steve Weatherford, ILL		S	LB Dan Connor, PSU	10/22	O	DE Maurice Evans, PSU
10/30	O	WR Braylon Edwards, MICH	9/11	O	TE/FB Erryn Cobb, NU		D	P A.J. Trapasso, OSU
	D	LB Tim McGarigle, NU		D	LB Jonathan Casillas, WIS		S	QB Todd Boeckman, OSU
	S	P Jeremy Kapinos, PSU	9/18	O	WR Mario Manningham, MICH	10/29	O	LB DeAndre Levy, WIS
11/6	O	QB John Stocco, WIS		D	LB Prescott Burgess, MICH		D	P Ryan Donohue, IOWA-FR
	D	DT Jonathan Babineaux, IOWA		S	PK Aaron Pettrey, OSU-FR	11/5	O	QB Chad Henne, MICH
	S	PR Ted Ginn, Jr., OSU-FR	9/25	O	WR Mario Manningham, MICH		D	LB James Laurinaitis, OSU
11/13	O	OT Sean Poole, MSU		D	DE Anthony Spencer, PUR		S	LB Sean Lee, PSU
	D	LB Paul Posluszny, PSU		S	P Jeremy Kapinos, PSU		S	PK Jason Reda, ILL
	S	PK Kyle Schlicher, IOWA	10/2	O	P Ken DeBauche, WIS	11/12	O	QB Juice Williams, ILL
	S	KR/PR Steve Breaston, MICH		D	QB John Stocco, WIS		D	LB Dan Connor, PSU
11/20	O	QB Kyle Orton, PUR	10/9	O	DE Anthony Spencer, PUR		S	DE Matt Shaughnessy, WIS
	D	DT Jonathan Babineaux, IOWA		S	PK Jason Reda, ILL	11/19	O	KR James Bailey, IND
	S	PR Ted Ginn, Jr., OSU-FR	10/9	O	QB Troy Smith, OSU		D	RB Chris Wells, OSU
12/4	O	QB Drew Stanton, MSU		D	RB P.J. Hill, WIS-FR		D	RB Zach Brown, WIS-FR
	D	QB Brett Basanez, NU		S	LB Mike Sherels, MINN		D	DE Vernon Gholston, OSU
	D	LB Tim McGarigle, NU		S	KR Marcus Thigpen, IND		S	PK Austin Starr, IND
	S	KR DeAndra Cobb, MSU		S	QB Kellen Lewis, IND-FR		S	
	S		10/16	O	QB Curtis Painter, PUR	<b>2008</b>		
	S			D	DE LaMarr Woodley, MICH	9/1	O	QB Juice Williams, ILL
	S			S	PR Ted Ginn Jr., OSU		D	QB Kellen Lewis, IND
<b>2005</b>				S			S	LB Obi Ezeh, MICH
9/5	O	RB Brian Calhoun, WIS	10/23	O	QB Drew Stanton, MSU	9/8	O	P Stefan Demos, NU
	D	LB John Pannozzo, IND		D	QB Troy Smith, OSU		O	RB Javon Ringer, MSU
	S	P Jeremy Kapinos, PSU		D	DB Antonio Smith, OSU		O	QB Adam Weber, MINN
9/12	O	RB Tyrell Sutton, NU-FR		S	LB Paul Posluszny, PSU		O	RB Evan Royster, PSU
	D	LB A.J. Hawk, OSU		S	P Jeremy Kapinos, PSU		D	DE Karl Klug, IOWA
	S	PR Marquice Cole, NU	10/30	O	QB Kellen Lewis, IND-FR	9/15	O	FB Frank Halliburton, PUR
	S	KR/PR Brandon Williams, WIS		D	LB Dan Connor, PSU		D	RB Javon Ringer, MSU
9/19	O	QB Drew Stanton, MSU		S	PK Taylor Mehlhaff, WIS		D	LB DeAndre Levy, WIS
	D	LB Chad Greenway, IOWA		S			S	PR Andy Brodell, IOWA
	S	P Ken DeBauche, WIS		S			S	

# BIG TEN PLAYERS OF THE WEEK

9/22	O	RB Javon Ringer, MSU	11/15	O	QB Scott Tolzien, WIS	11/29	O	QB Scott Tolzien, WIS
	D	DE Vince Browne, NU-FR		D	LB Navorro Bowman, PSU		D	DE J.J. Watt, WIS
	S	LB Navorro Bowman, PSU		S	PK Brett Swenson, MSU		S	K Mitch Ewald, IND-FR
9/29	O	K Amado Villarreal, NU	11/22	O	QB Mike Kafka, NU		FR	KR Venric Mark, NU-FR
	D	QB C.J. Bachér, NU		D	QB Daryll Clark, PSU			K Mitch Ewald, IND
	S	DE Brandon Graham, MICH		D	LB Troy Johnson, IOWA	12/6	O	KR Venric Mark, NU
10/6	O	KR Derrick Williams, PSU		S	LB Navorro Bowman, PSU		D	RB Mikel Leshoure, ILL
	D	QB Juice Williams, ILL	11/29	O	PK/P Stefan Demos, NU		S	DE Corey Liuget, ILL
	S	LB Brit Miller, ILL		D	QB Juice Williams, ILL		FR	None
	O	K Brett Swenson, MSU		S	None			QB Nathan Scheelhaase, ILL
	D	K Joel Monroe, MINN	12/6	O	PK Derek Dimke, ILL	<b>2011</b>		
10/13	O	QB Daryll Clark, PSU		D	RB Mikel LeShoure, ILL	9/5	O	QB Russell Wilson, WIS
	D	DE Willie VanDeSteege, MINN		D	RB John Clay, WIS		D	LB Brandon Herron, MICH
	S	DE Aaron Maybin, PSU		S	DE J.J. Watt, WIS		S	K/P Brett Maher, NEB
10/20	O	K Brett Swenson, MSU		S	KR/PR David Gilreath, WIS		FR	LB, Houston Bates, ILL
	D	RB Shonn Greene, IOWA	<b>2010</b>			9/12	O	QB Denard Robinson, MICH
	S	LB Pat Angerer, IOWA	9/6	O	QB Denard Robinson, MICH		D	LB Mike Taylor, WIS
10/27	O	K Kevin Kelly, PSU		D	S Tyler Moeller, OSU		S	KR Ameer Abdullah, NEB-FR
	D	QB Brian Hoyer, MSU		S	RB Paki O'Meara, IOWA		FR	KR Ameer Abdullah, NEB
	S	S Mark Rubin, PSU		FR	RB Le'Veon Bell, MSU	9/19	O	QB James Vandenberg, IOWA
11/3	O	P Brad Nortman, WIS-FR		O	QB Rob Bolden, PSU		D	LB Jonathan Brown, ILL
	D	QB Mike Kafka, NU	9/13	O	QB Denard Robinson, MICH		S	RB Duane Bennett, MINN
	S	QB Justin Siller, PUR		D	CB Chimdi Chekwa, OSU		FR	RB D'Angelo Roberts, IND
11/10	O	S Brendan Smith, NU		S	K Dan Conroy, MSU	9/26	O	QB Denard Robinson, MICH
	D	K Brett Swenson, MSU		FR	K Devin Barclay, OSU		D	QB Matt McGloin, PSU
11/17	O	RB Chris "Beanie" Wells, OSU	9/20	O	QB Nathan Scheelhaase, ILL		S	DT Tom Nardo, IOWA
	D	WR David Gilreath, WIS		D	QB Ben Chappell, IND		FR	K Derek Dimke, ILL
	S	S Tyler Sash, IOWA-FR		S	LB Quentin Davie, NU	10/3	O	RB Donovan Young, ILL
11/24	O	K K.C. Lopata, MICH	9/27	O	P Aaron Bates, MSU		D	WR A.J. Jenkins, ILL
	D	RB Shonn Greene, IOWA		D	QB Le'Veon Bell, MSU		S	QB Russell Wilson, WIS
	S	DT Mike Newkirk, WIS		S	QB Terrelle Pryor, OSU		FR	LB Mike Taylor, WIS
11/24	O	DB Malcolm Jenkins, OSU		D	DT Mike Daniels, IOWA		S	K/P Anthony Fera, PSU
	D	QB Daryll Clark, PSU		S	LB Greg Jones, MSU	10/10	O	DE Marcus Rush, MSU
	S	QB Curtis Painter, PUR		FR	K Collin Wagner, PSU		D	QB Taylor Martinez, NEB
	S	DE Kevin Mims, NU	10/4	O	RB James White, WIS		S	CB Tavon Wilson, ILL
	S	P Ryan Donahue, IOWA		D	QB Denard Robinson, MICH		FR	K/P Brett Maher, NEB
<b>2009</b>				D	DE Adrian Clayborn, IOWA	10/17	O	KR Shane Wynn, IND
9/6	O	QB Daryll Clark, PSU		FR	KR/PR Keshawn Martin, MSU		D	RB Montee Ball, WIS
	D	RB Ralph Bolden, PUR	10/11	O	RB James White, WIS		S	DT John Simon, OSU
	S	LB Lee Campbell, MINN		D	QB Terrelle Pryor, OSU		FR	K/P Anthony Fera, PSU
9/13	O	LB Jeremiha Hunter, IOWA		S	RB John Clay, WIS	10/24	O	P Mike Sadler, MSU
	D	PK Eric Ellestad, MINN		FR	S Trenton Robinson, MSU		D	WR Marvin McNutt, IOWA
9/20	O	QB Tate Forcier, MICH-FR		D	K Derek Dimke, ILL		S	QB Kirk Cousins, MSU
	D	S Tyler Sash, IOWA	10/18	O	DT Kawann Short, PUR		FR	LB Gerald Hodges, PSU
	S	LB Nate Triplett, MINN		D	QB Nathan Scheelhaase, ILL		S	DT Kawann Short, PUR
9/27	O	KR Darryl Stonum, MICH		S	QB Ricky Stanzi, IOWA		FR	LB Kyler Elsworth, MSU
	D	RB Carlos Brown, MICH	10/25	O	LB Greg Jones, MSU		O	QB Tre Roberson, IND
	S	QB Mike Kafka, NU		D	KR/PR David Gilreath, WIS	10/31	O	TE Drake Dunsmore, NU
10/4	O	LB Sean Lee, PSU		S	QB Rob Henry, PUR		D	LB Gerald Hodges, PSU
	D	P Ryan Donahue, IOWA	11/1	O	QB Kirk Cousins, MSU	11/7	O	K Jordan Wettstein, MINN
	S	LB Chris Borland, WIS-FR		D	DE Tyler Hoover, MSU		FR	QB Braxton Miller, OSU
10/11	O	QB Scott Tolzien, WIS		S	DE J.J. Watt, WIS		D	QB Kain Colter, NU
	D	LB Pat Angerer, IOWA		FR	P Aaron Bates, MSU		S	RB Montee Ball, WIS
10/18	O	DE Adrian Clayborn, IOWA		D	P Brad Nortman, WIS	11/14	O	LB Chris Borland, WIS
	D	RB John Clay, WIS	11/8	O	QB Nathan Scheelhaase, ILL		FR	P Mike Sadler, MSU-FR
	S	DE O'Brien Schofield, WIS		D	QB Nathan Scheelhaase, ILL-FR		S	KR Raheem Mostert, PUR
10/25	O	PK/P Stefan Demos, NU		S	CB Shaun Prater, IOWA	11/21	O	QB Russell Wilson, WIS
	D	P Jeremy Boone, PSU		FR	K Collin Wagner, PSU		D	DE Ryan Van Bergen, MICH
11/1	O	TE Tony Moeaki, IOWA		O	QB Nathan Scheelhaase, ILL		S	DT Kawann Short, PUR
	D	LB Ross Homan, OSU		D	RB Mikel Leshoure, ILL		FR	K/P Brett Maher, NEB
10/18	O	P Zoltan Mesko, MICH		S	WR Roy Roundtree, MICH		O	DT Bruce Gaston, PUR
	D	QB Ben Chappell, IND	11/15	O	LB Michael Mauti, PSU		FR	P Mike Sadler, MSU
	S	WR Blair White, MSU		D	CB Antonio Fenelus, WIS	11/28	O	QB Denard Robinson, MICH
10/25	O	DE Ryan Kerrigan, PUR		S	K Mike Meyer, IOWA - FR		D	RB Montee Ball, WIS
	D	PK/P Carson Wiggs, PUR		FR	QB Nathan Scheelhaase, ILL		S	K/P Anthony Fera, PSU
11/8	O	QB Daryll Clark, PSU	11/22	O	QB Dan Persa, NU		FR	LB Ryan Shazier, OSU
	D	DE Adrian Clayborn, IOWA		D	DE Ryan Kerrigan, PUR		O	QB Denard Robinson, MICH
	S	DE Thaddeus Gibson, OSU		S	KR/PR Troy Stoudermire, MINN		D	RB Mikel Leshoure, WIS
11/1	O	PK/P Stefan Demos, NU		FR	RB James White, WIS		S	DB Kim Royston, MINN
	D	QB Adam Weber, MINN		D	LB Brian Rolle, OSU		S	LB Lavonte David, NEB
	S	DT Garrett Brown, MINN		FR	LB Denicos Allen, MSU-FR		FR	K Carson Wiggs, PUR
11/8	O	LB Chris Borland, WIS-FR		S	S Andrew Dailey, PSU			QB Braxton Miller, OSU
	D	KR/PR Keshawn Martin, MSU		FR	RB James White, WIS			
	S	QB Joey Elliott, PUR						
	S	DE Cameron Heyward, OSU						
	S	PR Ray Small, OSU						



# BIG TEN PLAYERS OF THE WEEK

2012			2012			2012			2012			2012					
9/3	O	RB Le'Veon Bell, MSU	9/16	O	QB Kenny Guiton, OSU	9/29	O	RB Ameer Abdullah, NEB	9/3	O	QB Taylor Martinez, NEB	9/16	D	LB Ryan Shazier, OSU	9/29	D	LB Cole Farrand, MD
		QB Taylor Martinez, NEB			LB Ryan Shazier, OSU			LB Cole Farrand, MD			DB Derrick Wells, MINN			P Justin DuVernois, ILL			PK Griffin Oakes, IND-FR
	D	DB Derrick Wells, MINN		S	P Justin DuVernois, ILL		S	PK Griffin Oakes, IND-FR		S	PK Mike Meyer, IOWA		F	QB Christian Hackenberg, PSU		F	LB Anthony Walker, NU
	S	PK Mike Meyer, IOWA	9/23	O	QB Kenny Guiton, OSU		F	QB J.T. Barrett, OSU		F	PR/KR Venric Mark, NU		O	RB Melvin Gordon, WIS		O	QB Gary Nova, RU
	FR	PR/KR Venric Mark, NU		D	RB Melvin Gordon, WIS	10/6	O	S Godwin Igwebuike, NU-FR		D	DB Frankie Williams, PUR		D	DB B.J. Lowery, IOWA		D	DE Kemoko Turay, RU-FR
9/10	O	QB Denard Robinson, MICH		S	PR Kevonte Martin-Manley, IOWA		S	DE Kemoko Turay, RU-FR		S	QB Denard Robinson, MICH		F	QB Mitch Leidner, MINN		F	S Godwin Igwebuike, NU
	D	LB Chi Chi Ariguzo, NU		F	QB Mitch Leidner, MINN		F	S Godwin Igwebuike, NU		D	LB Chi Chi Ariguzo, NU	9/10	O	QB Braxton Miller, OSU		D	RB Tevin Coleman, IND
	S	P Cody Webster, PUR	9/30	O	QB Braxton Miller, OSU		D	RB Tevin Coleman, IND		S	P Cody Webster, PUR		D	LB James Morris, IOWA		D	LB Jake Ryan, MICH
	FR	TE Devin Funchess, MICH		D	LB James Morris, IOWA		S	LB Damien Wilson, MINN		FR	TE Devin Funchess, MICH	9/17	O	P Cameron Johnston, OSU		S	PK Matt Wile, MICH
	O	QB Braxton Miller, OSU		F	P Cameron Johnston, OSU		S	PK Matt Wile, MICH		O	QB Braxton Miller, OSU		D	QB Aaron Bailey, ILL		F	KR Jalen Myrick, MINN
	D	LB Michael Mauti, PSU	10/7	O	RB Ameer Abdullah, NEB		F	RB Justin Jackson, NU		D	LB Michael Mauti, PSU		O	RB Ameer Abdullah, NEB	10/7	O	RB Justin Jackson, NU
	S	PK Jeff Budzien, NU		D	RB Carlos Hyde, OSU		O	QB J.T. Barrett, OSU-FR		S	PK Jeff Budzien, NU	9/17	D	DB Darqueze Dennard, MSU	10/20	O	S Cedric Thompson, MINN
	FR	QB Nate Sudfeld, IND		S	DB Darqueze Dennard, MSU		D	S Cedric Thompson, MINN		FR	QB Nate Sudfeld, IND	9/24	O	DB Bradley Roby, OSU		S	PK Ryan Santoso, MINN-FR
	O	DE Deion Barnes, PSU		F	DB Bradley Roby, OSU		F	QB J.T. Barrett, OSU		O	DE Deion Barnes, PSU		S	DE Joey Bosa, OSU		F	QB J.T. Barrett, OSU
	D	RB Le'Veon Bell, MSU	10/14	O	RB Jeremy Langford, MSU		O	RB Ameer Abdullah, NEB		D	RB Le'Veon Bell, MSU	10/14	D	DE C.J. Olaniyan, PSU	10/27	O	RB Ameer Abdullah, NEB
	S	PR Ameer Abdullah, NEB		S	DE C.J. Olaniyan, PSU		D	DE Joey Bosa, OSU		S	PR Ameer Abdullah, NEB		S	P Mike Sadler, MSU		D	DE Joey Bosa, OSU
	FR	RB Imani Cross, NEB		F	P Mike Sadler, MSU		F	QB J.T. Barrett, OSU		FR	RB Imani Cross, NEB	10/1	O	QB Christian Hackenberg, PSU		S	P Justin DuVernois, ILL
	O	QB Taylor Martinez, NEB	10/21	O	WR Jeremy Gallon, MICH		F	WR DaeSean Hamilton, PSU		O	QB Taylor Martinez, NEB	10/1	D	WR Jeremy Gallon, MICH	11/3	O	WR Corey Clement, WIS
	D	QB Kain Colter, NU		D	LB Max Bullough, MSU		D	DT Louis Trinca-Pasat, IOWA		D	QB Kain Colter, NU		D	LB Jake Ryan, MICH		D	LB Jake Ryan, MICH
	S	LB Michael Mauti, PSU		S	K Mitch Ewald, IND		S	LB Jake Ryan, MICH		S	LB Michael Mauti, PSU	10/1	FR	DB Desmond King, IOWA		S	PK Sam Ficken, PSU
	FR	P/K Brett Maher, NEB	10/28	O	DB Desmond King, IOWA		F	PK Sam Ficken, PSU		FR	P/K Brett Maher, NEB	10/8	O	QB Braxton Miller, OSU	11/10	O	RB Akrum Wadley, IOWA
	O	LB Mason Monheim, ILL		D	QB Braxton Miller, OSU		F	RB Akrum Wadley, IOWA		O	LB Mason Monheim, ILL	10/8	D	LB James Morris, IOWA		D	QB J.T. Barrett, OSU-FR
	FR	QB Denard Robinson, MICH		S	LB James Morris, IOWA		S	QB J.T. Barrett, OSU-FR		FR	QB Denard Robinson, MICH	10/8	S	K Chris Hawthorne, MINN		S	LB Vince Biegel, WIS
	D	RB Carlos Hyde, OSU	11/4	O	K Chris Hawthorne, MINN		F	PK Paul Griggs, PUR		D	RB Carlos Hyde, OSU	10/8	FR	RB Dontre Wilson, OSU		F	QB J.T. Barrett, OSU
	S	PR Corey Brown, OSU		F	RB Dontre Wilson, OSU		O	RB Melvin Gordon, WIS		S	PR Corey Brown, OSU	10/15	O	QB Philip Nelson, MINN	11/17	O	RB Melvin Gordon, WIS
	FR	WR Aaron Burbridge, MSU		O	QB Philip Nelson, MINN		D	LB Joe Schobert, WIS		O	WR Aaron Burbridge, MSU	10/15	D	RB Bill Belton, PSU		S	PK Jack Mitchell, NU
	O	RB Montee Ball, WIS	11/18	O	RB Bill Belton, PSU		S	PK Jack Mitchell, NU		O	RB Montee Ball, WIS	10/15	S	WR Jordan Westerkamp, NEB		F	QB J.T. Barrett, OSU
	D	LB Jake Ryan, MICH		D	WR Jordan Westerkamp, NEB		F	QB J.T. Barrett, OSU		D	LB Jake Ryan, MICH	10/15	S	RB Tevin Coleman, IND	11/24	O	RB Melvin Gordon, WIS
	S	PK Mike Meyer, IOWA	11/11	O	RB Tevin Coleman, IND		O	RB Melvin Gordon, WIS		S	PK Mike Meyer, IOWA	10/22	D	DE Randy Gregory, NEB		D	CB Briean Boddy-Calhoun, MINN
	FR	DB Nick VanHoose, NU		D	DE Randy Gregory, NEB		S	CB Briean Boddy-Calhoun, MINN		FR	DB Nick VanHoose, NU	10/22	S	LB Chris Borland, WIS		S	S Ibraheem Campbell, NU
	O	QB Taylor Martinez, NEB	11/25	O	LB Chris Borland, WIS		S	PK David Reisner, ILL		O	QB Taylor Martinez, NEB	10/22	F	P Peter Mortell, MINN		F	PK Brad Craddock, MD
	D	DT Jordan Hill, PSU		S	P Peter Mortell, MINN		F	PK Brad Craddock, MD		D	DT Jordan Hill, PSU	10/22	F	QB Tommy Armstrong Jr., NEB	12/1	O	WR/PR Jalin Marshall, OSU
	S	P Mike Sadler, MSU	11/18	O	QB Tommy Armstrong Jr., NEB		F	WR/PR Jalin Marshall, OSU		S	P Mike Sadler, MSU	10/22	O	RB Carlos Hyde, OSU		O	QB Gary Nova, RU
	FR	RB Bri'onte Dunn, OSU		D	RB Carlos Hyde, OSU		O	QB Gary Nova, RU		FR	RB Bri'onte Dunn, OSU	10/22	D	LB Ryan Shazier, OSU		D	S Nate Gerry, NEB
	O	QB Devin Gardner, MICH	11/25	D	LB Ryan Shazier, OSU		S	S Nate Gerry, NEB		O	QB Devin Gardner, MICH	10/29	S	K Brendan Gibbons, MICH		S	KR R.J. Shelton, MSU
	D	RB Montee Ball, WIS		S	K Pat Smith, NEB		F	PR De'Mornay Pierson-EI, NEB-FR		D	RB Montee Ball, WIS	10/29	F	RB Corey Clement, WIS		F	QB J.T. Barrett, OSU
	S	P/K Brett Maher, NEB	12/2	O	DT Ralphael Green III, IND		O	QB J.T. Barrett, OSU		S	P/K Brett Maher, NEB	10/29	D	RB Melvin Gordon, WIS		O	
	FR	LB Mason Monheim, ILL		D	QB Christian Hackenberg, PSU		O	RB Melvin Gordon, WIS		FR	LB Mason Monheim, ILL	10/29	S	CB William Likely, MD		O	
	O	QB Devin Gardner, MICH		F	QB Tre Roberson, IND		O	RB Melvin Gordon, WIS		O	QB Devin Gardner, MICH	10/29	F	K Jeff Budzien, NU		O	
	D	QB Matt McGloin, PSU		O	LB Christian Kirksey, IOWA		O	RB Melvin Gordon, WIS		D	QB Matt McGloin, PSU	10/29	F	QB Christian Hackenberg, PSU		O	
	S	DL John Simon, OSU		S	K Jeff Budzien, NU		O	RB Melvin Gordon, WIS		S	DL John Simon, OSU	10/29	O	WR Jeremy Gallon, MICH		O	
	F	PR Corey Brown, OSU		F	QB Christian Hackenberg, PSU		O	RB Melvin Gordon, WIS		F	PR Corey Brown, OSU	10/29	D	DL Shilique Calhoun, MSU		O	
	FR	LB James Ross, MICH		O	PR De'Mornay Pierson-EI, NEB-FR		O	RB Melvin Gordon, WIS		FR	LB James Ross, MICH	10/29	S	PR Marcus Jones, MINN		O	
	O	SB Dan Vitale, NU		F	QB J.T. Barrett, OSU		O	RB Melvin Gordon, WIS		O	SB Dan Vitale, NU	10/29	F	KR Akeem Hunt, PUR		O	
	O	RB Le'Veon Bell, MSU		F	RB Ameer Abdullah, NEB		O	RB Melvin Gordon, WIS		O	RB Le'Veon Bell, MSU	10/29	F	RB Corey Clement, WIS		O	
	D	QB Robert Marve, PUR		D	RB Melvin Gordon, WIS		O	RB Melvin Gordon, WIS		D	QB Robert Marve, PUR	10/29	F	RB Corey Clement, WIS		O	
	S	DT Jordan Hill, PSU		S	CB William Likely, MD		O	RB Melvin Gordon, WIS		S	DT Jordan Hill, PSU	10/29	F	RB Corey Clement, WIS		O	
	FR	PK Sam Ficken, PSU		F	P Chris Gradone, NU		O	RB Melvin Gordon, WIS		FR	PK Sam Ficken, PSU	10/29	F	RB Corey Clement, WIS		O	
	O	DB Frankie Williams, PUR		F	LB Tegray Scales, IND		O	RB Melvin Gordon, WIS		O	DB Frankie Williams, PUR	10/29	F	RB Corey Clement, WIS		O	
	O	QB Nathan Scheelhaase, ILL		F	QB Chris Streveler, MINN		O	RB Melvin Gordon, WIS		O	QB Nathan Scheelhaase, ILL	10/29	F	RB Corey Clement, WIS		O	
	D	LB Collin Ellis, NU		O	RB Ameer Abdullah, NEB		O	RB Melvin Gordon, WIS		D	LB Collin Ellis, NU	10/29	F	RB Corey Clement, WIS		O	
	S	K Sam Ficken, PSU		D	RB Melvin Gordon, WIS		O	RB Melvin Gordon, WIS		S	K Sam Ficken, PSU	10/29	F	RB Corey Clement, WIS		O	
	F	QB Christian Hackenberg, PSU		D	CB William Likely, MD		O	RB Melvin Gordon, WIS		F	QB Christian Hackenberg, PSU	10/29	F	RB Corey Clement, WIS		O	
	O	WR Jeremy Gallon, MICH		S	P Chris Gradone, NU		O	RB Melvin Gordon, WIS		O	WR Jeremy Gallon, MICH	10/29	F	RB Corey Clement, WIS		O	
	D	DL Shilique Calhoun, MSU		F	LB Tegray Scales, IND		O	RB Melvin Gordon, WIS		D	DL Shilique Calhoun, MSU	10/29	F	RB Corey Clement, WIS		O	
	S	PR Marcus Jones, MINN		F	QB Chris Streveler, MINN		O	RB Melvin Gordon, WIS		S	PR Marcus Jones, MINN	10/29	F	RB Corey Clement, WIS		O	
	F	KR Akeem Hunt, PUR					O	RB Melvin Gordon, WIS		F	KR Akeem Hunt, PUR	10/29	F	RB Corey Clement, WIS		O	
	O	RB Corey Clement, WIS					O	RB Melvin Gordon, WIS		O	RB Corey Clement, WIS	10/29	F	RB Corey Clement, WIS		O	

# BIG TEN PLAYERS OF THE WEEK

## MOST SINGLE-SEASON WEEKLY HONORS

### OFFENSE (began 1987)

5	Troy Smith, QB, OSU	2006
4	Anthony Thompson, RB, IND	1989
	Desmond Howard, WR, MICH	1991
	Ron Dayne, RB, WIS	1999
	Drew Brees, QB, PUR	2000
	Larry Johnson, RB, PSU	2002
	Kyle Orton, QB, PUR	2004
	Denard Robinson, QB, MICH	2011
	Montee Ball, RB, WIS	2011
	Taylor Martinez, QB, WIS	2012
	Ameer Abdullah, RB, NEB	2014

### DEFENSE (began 1987)

3	Pat Fitzgerald, LB, NU	1995
	Tom Burke, DE, WIS	1998
	Paul Posluszny, LB, PSU	2005
	Ryan Shazier, LB, OSU	2013
2	Multiple Players, most recently	
	Jake Ryan, LB, MICH	2014

### SPECIAL TEAMS (began 1994)

4	Travis Dorsch, PK/P, PUR	2001
3	John Hall, PK, WIS	1996
	Tim Dwight, PR/KR, IOWA	1997
	Brandon Fields, P, MSU	2003
	Mike Nugent, PK, OSU	2004
	Brett Swenson, PK, MSU	2008
	Stefan Demos, PK/P, NU	2009
	Brett Maher, K/P, NEB	2011
	Anthony Fera, K/P, PSU	2011
	Brett Maher, K/P, NEB	2012

### FRESHMAN (began 2010)

7	J.T. Barrett, QB, OSU	2014
6	Nathan Scheelhaase, QB, ILL	2010
5	Christian Hackenberg, QB, PSU	2013
4	James White, RB, WIS	2010
2	Le'Veon Bell, RB, MSU	2010
	Mike Sadler, P, MSU	2011
	Braxton Miller, QB, OSU	2011
	Mason Monheim, LB, ILL	2012
	Frankie Williams, DB, PUR	2012
	Corey Clement, RB, WIS	2013

## MOST CAREER WEEKLY HONORS

### OFFENSE (began 1987)

9	Ron Dayne, RB, WIS	1996-99
	Denard Robinson, QB, MICH	2009-12
8	Drew Brees, QB, PUR	1997-00
6	Anthony Thompson, RB, IND	1986-89
	Antwaan Randle El, QB, IND	1998-01
	Troy Smith, QB, OSU	2003-06
	Montee Ball, RB, WIS	2011-12
5	Kurt Kittner, QB, ILL	1998-01
	Kyle Orton, QB, PUR	2001-04
	Drew Stanton, QB, MSU	2003-06
	Kellen Lewis, QB, IND	2006-08
	Daryll Clark, QB, PSU	2008-09
	Le'Veon Bell, RB, MSU	2010-12
	Taylor Martinez, QB, NEB	2011-13
	Ameer Abdullah, RB, NEB	2013-14

### DEFENSE (began 1987)

5	Paul Posluszny, LB, PSU	2003-06
	Ryan Shazier, LB, OSU	2010-13
	Chris Borland, LB, WIS	2009-13
4	Pat Fitzgerald, LB, NU	1993-96
	Courtney Brown, DE, PSU	1996-99
	Tyrone Carter, DB, MINN	1996-99
	Dan Connor, LB, PSU	2006-07
3	Multiple Players, most recently	
	Jake Ryan, LB, MICH	2012-14

### SPECIAL TEAMS (began 1994)

6	Brett Maher, K/P, NEB	2011-12
5	John Hall, PK, WIS	1993-96
	Travis Dorsch, PK/P, PUR	1998-01
	Nate Kaeding, PK, IOWA	2000-03
4	Tim Dwight, PR/KR, IOWA	1994-97
	Brian Gowins, PK, NU	1995-98
	Mike Nugent, PK, OSU	2001-04
	Dave Rayner, PK, MSU	2001-04
	Steve Breaston, PR/KR, MICH	2003-06
	Jeremy Kapinos, P, PSU	2003-06
	Ted Ginn Jr., PR/KR, OSU	2004-06
	Brett Swenson, PK, MSU	2008-09
	Stefan Demos, PK/P, NU	2008-09
	Sam Ficken, PK, PSU	2012-14