



2024 BIG TEN FOOTBALL WEEKLY RELEASE - NOVEMBER 7

Primary Contact: Megan Althoff, Director, Sports Communications • Office: 847-696-1010 ext. 129 • E-mail: mrowley@bigten.org • Twitter: @B1Gfootball

2024 CONFERENCE & OVERALL STANDINGS

	Conference Games					All Games					
	W-L	PCT	H	A	STRK	W-L	PCT	H	A	N	STRK
Indiana	6-0	1.00	3-0	3-0	W6	9-0	1.00	6-0	3-0	0-0	W9
Oregon	6-0	1.00	2-0	3-0	W6	9-0	1.00	5-0	4-0	0-0	W9
Ohio State	4-1	.800	2-0	2-1	W2	7-1	.875	5-0	2-1	0-0	W2
Penn State	4-1	.800	2-1	2-0	L1	7-1	.875	4-1	3-0	0-0	L1
Iowa	4-2	.667	3-0	1-2	W2	6-3	.667	5-1	1-2	0-0	W2
Minnesota	4-2	.667	2-1	2-1	W4	6-3	.667	4-2	2-1	0-0	W4
Illinois	3-3	.500	2-1	1-2	L2	6-3	.667	5-1	1-2	0-0	L2
Michigan	3-3	.500	3-1	0-2	L1	5-4	.556	5-2	0-2	0-0	L1
Washington	3-3	.500	3-0	0-3	W1	5-4	.556	5-0	0-3	0-1	W1
Wisconsin	3-3	.500	1-1	2-2	L2	5-4	.556	3-2	2-2	0-0	L2
Nebraska	2-4	.333	1-2	1-2	L3	5-4	.556	4-2	1-2	0-0	L3
Michigan State	2-4	.333	1-2	1-2	L2	4-5	.444	3-2	1-3	0-0	L2
Northwestern	2-4	.333	1-2	2-2	W1	4-5	.444	2-3	2-2	0-0	W1
UCLA	2-4	.333	0-3	2-1	W2	3-5	.375	0-3	3-2	0-0	W2
USC	2-5	.286	2-1	0-4	L1	4-5	.444	3-1	0-4	1-0	L1
Maryland	1-4	.200	1-1	0-3	L1	4-4	.571	3-2	1-2	0-0	L1
Rutgers	1-4	.200	1-2	0-2	L4	4-4	.571	3-2	1-2	0-0	L4
Purdue	0-5	.000	0-3	0-2	L5	1-7	.125	1-4	0-3	0-0	L7

WEEK 11 SCHEDULE

FRIDAY, NOV. 8

IOWA at UCLA
9 p.m. | FOX

SATURDAY, NOV. 9

PURDUE at OHIO STATE
Noon | FOX

MINNESOTA at RUTGERS
Noon | NBC

MICHIGAN at INDIANA
3:30 p.m. | CBS

MARYLAND at OREGON
7 p.m. | Big Ten Network

WASHINGTON at PENN STATE
8 p.m. | Peacock

BYE: Illinois, Michigan State, Nebraska, Northwestern, USC, Wisconsin

All times Eastern

BIG TEN. BIG NEWS.

- Week 11 of the 2024 college football season features six contests between Big Ten Conference opponents, with action beginning on Friday when Iowa travels to UCLA for a 9 p.m. ET kick on FOX. Illinois, Michigan State, Nebraska, Northwestern, USC and Wisconsin will enjoy byes this week, with the complete schedule appearing to the right.
- Four Big Ten teams appear in the AP Poll this week, with all four teams appearing in the top eight. Oregon leads the conference at No. 1, followed by No. 3 Ohio State, No. 6 Penn State and No. 8 Indiana. Iowa and Washington are both receiving votes.
- A pair Big Ten teams remain undefeated through 10 weeks of the 2024 season. Indiana and Oregon rank among the five NCAA FBS teams sporting perfect records entering Week 11.
- On Monday, the Big Ten announced its Football Players of the Week, presented by IFS.ai. Iowa's Kaleb Johnson earned Offensive Player of the Week honors after recording his seventh 100-yard game, rushing for 135 yards on 24 attempts and three touchdowns in Iowa's 42-10 victory against Wisconsin.
- Washington's Carson Bruener took home Defensive Player of the Week accolades, leading the Huskies to a vital, 26-21, win over longtime rival USC, with two pass breakups and a game-best 12 total tackles (five more than any other UW or USC player). Bruener also notched two interceptions in the game with the first coming early in the opening quarter and led to a UW field goal to give the Huskies a 3-0 lead.
- Special Teams Player of the Week honors went to Minnesota's Dragan Kesich. Kesich went 4-of-4 on field goals, converting from 20, 45, 38, and 46 yards in Minnesota's 25-17 win against Illinois. His 13 points (4 field goals, 1 extra point) at Illinois were a career high, bringing his career total to 36 made field goals, passing Brent Berglund (35) for eighth in program history.
- UCLA's Kwazi Gilmer was named Freshmen of the Week after posting a career-high 88 receiving yards on three catches as UCLA defeated Nebraska on the road, 27-20. The newcomer reeled in his first career touchdown in the second half on a 48-yard touchdown pass from Ethan Garbers.
- Indiana and Ohio State currently rank among the top 15 nationally in both scoring offense and scoring defense. The Buckeyes rank third in scoring defense (12.0 points per game), while ranking 15th in scoring offense (37.8 points per game). The Hoosiers rank second nationally in scoring offense (46.6 points per game), while ranking seventh in scoring defense (13.7 points per game).
- Six additional Big Ten teams rank in the top 25 in terms of scoring defense: Penn State (8th, 15.0 points per game), Oregon (10th, 15.8 points per game), Minnesota (12th, 16.8 points per game), Iowa (17th, 18.0 points per game), Washington (21st, 19.0 points per game) and Nebraska (22nd, 19.1 points per game).
- The top two teams in the regular season standings will meet in the 2024 Discover Big Ten Championship Game on Saturday, Dec. 7 at Lucas Oil Field in Indianapolis, Ind. The game, which will be broadcast on CBS for the first time ever, will be the first in conference history to match the No. 1 and No. 2 teams in the overall conference standings. Media can apply for credentials by visiting bigten.org/about/media.

WEEK 10 RESULTS

SATURDAY, NOV. 2

MINNESOTA def. ILLINOIS, 25-17
OHIO STATE def. PENN STATE, 20-13
NORTHWESTERN def. PURDUE, 26-20 (OT)
OREGON def. MICHIGAN, 38-17
INDIANA def. MICHIGAN STATE, 47-10
UCLA def. NEBRASKA, 27-20
IOWA def. WISCONSIN, 42-10
WASHINGTON def. USC, 26-21

BYE: Maryland, Rutgers

BIG LIFE. BIG STAGE. BIG TEN.

The Big Ten Academic Alliance is an academic consortium of all 18 Big Ten universities, which is widely considered to be the model for effective and voluntary collaboration among top research universities.

AP TOP 25 POLL Nov. 3				US LBM COACHES POLL Nov. 3				2024 BIG TEN PLAYERS OF THE WEEK presented by IFS.ai	
Rk.	School (Votes)	Record	Pts	Prev	Rk.	School (Votes)	Record	Pts	Prev
1.	OREGON (62)	9-0	1550	1	1.	OREGON (53)	9-0	1349	1
2.	Georgia	7-1	1449	2	2.	Georgia (1)	7-1	1267	2
3.	OHIO STATE	7-1	1442	4	3.	OHIO STATE	7-1	1245	4
4.	Miami (FL)	9-0	1348	5	4.	Miami (FL)	9-0	1194	5
5.	Texas	7-1	1310	6	5.	Texas	7-1	1138	6
6.	PENN STATE	7-1	1158	3	6.	Tennessee	7-1	1039	7
7.	Tennessee	7-1	1150	7	7.	PENN STATE	7-1	982	3
8.	INDIANA	9-0	1123	13	8.	Notre Dame	7-1	961	9
9.	BYU	8-0	1084	9	9.	BYU	8-0	918	12
10.	Notre Dame	7-1	1066	8	10.	INDIANA	9-0	916	13
11.	Alabama	6-2	867	14	11.	Alabama	6-2	772	14
12.	Boise State	7-1	853	15	12.	Ole Miss	7-2	657	18
13.	SMU	8-1	752	20	13.	LSU	6-2	653	16
14.	LSU	6-2	707	16	14.	Boise State	7-1	615	19
15.	Texas A&M	7-2	662	10	15.	SMU	8-1	603	20
16.	Ole Miss	7-2	653	19	16.	Texas A&M	7-2	518	11
17.	Iowa State	7-1	592	11	17.	Clemson	6-2	513	8
18.	Army	8-0	468	21	18.	Iowa State	7-1	511	10
19.	Clemson	6-2	447	11	19.	Army West Point	8-0	404	21
20.	Washington State	7-1	351	22	20.	Washington State	7-1	284	22
21.	Colorado	6-2	234	23	21.	Kansas State	7-2	201	15
22.	Kansas State	7-2	227	17	22.	Missouri	6-2	192	23
23.	Pittsburgh	7-1	203	18	23.	Pittsburgh	7-1	178	17
24.	Vanderbilt	6-3	130	NR	24.	Colorado	6-2	124	NR
25.	Louisville	6-3	115	NR	25.	Vanderbilt	6-3	85	NR

Others receiving votes: Missouri 81, South Carolina 58, Tulane 41, UNLV 9, Lafayette 9, WASHINGTON 4, Arizona St. 3, IOWA 2, Texas Tech 2.

Others receiving votes: Tulane 38; Louisville 38; South Carolina 33; Louisiana 27; Syracuse 24; UNLV 17; Arizona State 17; MINNESOTA 14; IOWA 13; Memphis 5; ILLINOIS 3; Texas Tech 1; James Madison 1;

- 9/2 O: Miller Moss, R-Jr., QB, USC
D: Kevin Winston Jr., Jr., S, PSU
ST: Mateen Bhaghani, So., K, UCLA
ST: Dominic Zvada, Jr., K, MICH
F: Dylan Raiola, Fr., QB, NEB
- 9/9 O: Kyle Monangai, Sr., RB, RU
D: Xavier Scott, Jr., DB, ILL
ST: Tez Johnson, Sr., WR, ORE
F: Nick Marsh, Fr., WR, MSU
- 9/16 O: Kurtis Rourke, Sr., QB, IND
D: Dante Trader Jr., Sr., DB, MD
ST: Atticus Sappington, Jr., K, ORE
F: Kerry Brown, R-Fr., DB, MINN
- 9/23 O: Kaleb Johnson, Jr., RB, IOWA
O: Luke Altmyer, Jr., QB, ILL
D: Josiah Stewart, Sr., EDGE, MICH
ST: Tommy Doman, Sr., P, MICH
F: Khmori House, Fr., ILB, WASH
- 9/30 O: Kaleb Mullings, Sr., RB, MICH
O: Tez Johnson, Sr., WR, ORE
D: Abdul Carter, Jr., DE/LB, PSU
ST: Dominic Zvada, Jr., K, MICH
F: Jeremiah Smith, WR, OSU
- 10/7 O: Kurtis Rourke, Sr., QB, IND
O: Emeka Egbuka, Gr., WR, OSU
D: Jordan Burch, Sr., DE, ORE
ST: Brian Buschini, Sr., P, NEB
F: Trech Kekahuna, WR, WIS
- 10/14 O: Dillon Gabriel, Sr., QB, ORE
O: Tyler Warren, Sr., TE, PSU
D: Aaron Graves, Jr., DL, IOWA
D: Koi Perich, Fr., DB, MINN
ST: Luke Akers, Jr., K/P, NU
F: Ryan Barker, K, PSU
- 10/21 O: Ethan Garbers, Sr., QB, UCLA
D: Gabe Jacas, Jr., OLB, ILL
ST: Jonathan Kim, Gr., P/K, MSU
F: Nick Marsh, WR, MSU
- 10/28 O: Max Brosmer, Gr., QB, MINN
D: D'Angelo Ponds, So., DB, IND
ST: Kaden Wetjen, Sr., K, IOWA
F: Koi Perich, Fr., DB, MINN
- 11/4 O: Kaleb Johnson, Jr., RB, IOWA
D: Carson Bruener, Sr., LB, WASH
ST: Dragan Kesich, Sr., K, MINN
F: Kwazi Gilmer, WR, UCLA

BIG TEN COACHING RECORDS

Coch.	School	Career (Yrs)	At School (Yrs)	Big Ten Only
Bret Bielema, ILL		121-80 (16th)	24-22 (4th)	52-37
Curt Cignetti, IND		128-35 (14th)	9-0 (1st)	6-0
Kirk Ferentz, IOWA		213-143 (29th)	201-122 (26th)	125-88
Michael Locksley, MD		35-63 (10th)	33-37 (7th)	16-36
Sherrone Moore, MICH		5-4 (1st)	5-4 (1st)	3-3
P.J. Fleck, MINN		85-59 (12th)	55-37 (8th)	32-34
Jonathan Smith, MSU		38-40 (7th)	4-5 (1st)	2-4
Matt Rhule, NEB		57-54 (9th)	10-11 (2nd)	5-10
David Braun, NU		12-10 (2nd)	12-10 (2nd)	7-8
Dan Lanning, ORE		30-5 (3rd)	30-5 (3rd)	6-0
Ryan Day, OSU		63-9 (7th)	63-9 (7th)	43-4
James Franklin, PSU		119-55 (13th)	95-40 (11th)	60-33
Ryan Walters, PUR		5-15 (2nd)	5-15 (2nd)	3-11
Greg Schiano, RU		91-99 (16th)	91-99 (15th)	10-31
DeShaun Foster, UCLA		3-5 (1st)	3-5 (1st)	2-4
Lincoln Riley, USC		78-23 (8th)	23-13 (3rd)	2-5
Jedd Fisch, WASH		22-26 (4th)	5-4 (1st)	3-3
Luke Fickell, WIS		76-35(9th)	13-10 (2nd)	11-12

FOLLOW THE BIG TEN

The Big Ten football page on bigten.org will feature notes, recaps, statistics, standings and more. You can also keep track of Big Ten football in real time by following the conference on Twitter @B1Gfootball and @BigTen or becoming a fan of the Big Ten Conference on Facebook to receive exclusive updates.



COLLEGEPRESSBOX.COM

collegepressbox is the official media website for Division I football. Access and download game notes, quotes, statistics, media guides, headshots, logos and more for all FBS schools, conferences, postseason games, awards and the College Football Playoff. For access, please register for an account at collegepressbox.com/register.



BIG LIFE. BIG STAGE. BIG TEN.

Every Big Ten Academic Alliance institution ranks among the top 90 universities in the nation according to the 2024 Academic Ranking of World Universities, including 10 in the top 40.

BIG TEN IN THE POLLS AP/US LBM Coaches

	ILL	IND	IOWA	MD	MICH	MSU	MINN	NEB	NU	ORE	OSU	PSU	PUR	RU	UCLA	USC	WASH	WIS
Preseason	-/-	-/-	25/25	-/RV	9/8	-/-	-/-	RV/RV	-/-	3/3	2/2	8/9	-/-	-/-	-/-	23/23	RV/RV	RV/RV
Sept. 3	-/-	-/-	21/21	-/RV	10/9	-/-	-/-	RV/RV	-/-	7/6	2/2	8/8	-/-	-/-	-/-	13/14	RV/RV	RV/RV
Sept. 8	RV/RV	-/RV	RV/RV	-/-	17/16	-/RV	-/-	23/24	-/-	9/6	3/2	8/7	-/-	-/-	-/-	11/11	22/RV	RV/RV
Sept. 15	24/RV	RV/RV	RV/RV	-/-	18/17	-/RV	-/-	22/22	-/-	9/6	3/3	10/8	-/-	-/-	-/-	11/12	-/RV	-/-
Sept. 22	19/21	RV/RV	RV/RV	-/-	12/12	-/-	-/-	-/RV	-/-	8/7	3/3	9/8	-/-	-/RV	-/-	13/16	-/RV	-/-
Sept. 29	24/25	23/24	RV/RV	-/-	10/10	-/-	-/-	RV/RV	-/-	6/6	3/3	7/7	-/-	RV/RV	-/-	11/15	-/-	-/-
Oct. 6	23/23	18/20	RV/RV	-/-	24/21	-/-	-/-	RV/RV	-/-	3/3	2/2	4/5	-/-	-/RV	-/-	RV/RV	RV/RV	-/-
Oct. 13	22/21	16/18	RV/RV	-/-	24/22	-/-	-/-	RV/25	-/-	2/2	4/5	3/3	-/-	-/-	-/-	RV/-	-/-	-/-
Oct. 20	20/21	13/13	-/-	-/-	-/-	-/-	-/-	RV/RV	-/-	1/1	4/4	3/3	-/-	-/-	-/-	-/-	-/-	-/RV
Oct. 27	24/24	13/13	-/-	-/-	-/RV	-/-	-/-	-/-	-/-	1/1	4/4	3/3	-/-	-/-	-/-	-/-	-/-	-/-
Nov. 3	-/RV	8/10	RV/RV	-/-	-/-	-/-	-/RV	-/-	-/-	1/1	3/3	6/7	-/-	-/-	-/-	-/-	RV/-	-/-

BIG TEN FOOTBALL AWARDS

The Big Ten will continue to honor its past while recognizing its current standouts at the conclusion of the 2024 campaign. The Big Ten's enhanced football awards program presents 19 individual trophies in addition to the Big Ten Championship trophy, bearing the names of one or two former standouts. The distinguished names on these football awards honor just a small sampling of the countless students and coaches who have contributed to the conference's rich and storied history.

Seventeen of the honors will be awarded immediately following the regular season, including awards for the best quarterback, running back, receiver, tight end, offensive lineman, defensive lineman, linebacker, defensive back, kicker, punter and return specialist. Each of these individual position awards features the names of two former standouts.

The Big Ten will also continue to honor the conference's top coaches, offensive and defensive players and linemen and freshmen with end-of-year trophies. Big Ten coaches have the opportunity to claim two awards. Media voters will select the Dave McClain Coach of the Year, which has been awarded since 1972, while coaches vote for the Hayes-Schembechler Coach of the Year award. The top offensive player will receive the Graham-George Offensive Player of the Year award, the best defensive player will be awarded the Nagurski-Woodson Defensive Player of the Year award and the top freshman will receive the Thompson-Randle El Freshman of the Year award.

The winner of the Discover Big Ten Football Championship Game will receive the Amos Alonzo Stagg Championship Trophy, while the most outstanding player in the game will be awarded the Grange-Griffin Championship Game Most Valuable Player award. The conference also created two postcollegiate awards - the Ford-Kinnick Leadership Award and the Dungy-Thompson Humanitarian Award.

The full list of awards, along with a breakdown of the former standouts appearing in each award's name, appears to the right.

NAME OF AWARD	NAMED FOR
Championship Game Awards	
Amos Alonzo Stagg Championship Trophy	Amos Alonzo Stagg, Chicago
Grange-Griffin Championship Game MVP <i>(media vote only)</i>	Harold Edward "Red" Grange, Illinois Archie Griffin, Ohio State
Postcollegiate Awards <i>(vote by school administrators)</i>	
Ford-Kinnick Leadership Award	Gerald R. Ford, Michigan Nile Kinnick, Iowa
Dungy-Thompson Humanitarian Award	Tony Dungy, Minnesota Anthony Thompson, Indiana
Annual Awards <i>(combined vote by coaches and media, unless otherwise noted)</i>	
Graham-George Offensive Player of the Year	Otto Graham, Northwestern Eddie George, Ohio State
Nagurski-Woodson Defensive Player of the Year	Bronislau "Bronko" Nagurski, Minnesota Charles Woodson, Michigan
Hayes-Schembechler Coach of the Year <i>(coaches vote only)</i>	Wayne Woodrow "Woody" Hayes, Ohio State Glenn Edward "Bo" Schembechler, Michigan
Dave McClain Coach of the Year <i>(media vote only)</i>	Dave McClain, Wisconsin
Thompson-Randle El Freshman of the Year	Darrell Thompson, Minnesota Antwaan Randle El, Indiana
Rimington-Pace Offensive Lineman of the Year	Dave Rimington, Nebraska Orlando Pace, Ohio State
Smith-Brown Defensive Lineman of the Year	Charles Aaron "Bubba" Smith, Michigan State Courtney Brown, Penn State
Griese-Brees Quarterback of the Year	Bob Griese, Purdue Drew Brees, Purdue
Ameche-Dayne Running Back of the Year	Alan Ameche, Wisconsin Ron Dayne, Wisconsin
Tatum-Woodson Defensive Back of the Year	Jack Tatum, Ohio State Rod Woodson, Purdue
Butkus-Fitzgerald Linebacker of the Year	Dick Butkus, Illinois Pat Fitzgerald, Northwestern
Richter-Howard Receiver of the Year	Pat Richter, Wisconsin Desmond Howard, Michigan
Kwalick-Clark Tight End of the Year	Ted Kwalick, Penn State Dallas Clark, Iowa
Bakken-Andersen Kicker of the Year	Jim Bakken, Wisconsin Morten Andersen, Michigan State
Eddleman-Fields Punter of the Year	Thomas Dwight "Dike" Eddleman, Illinois Brandon Fields, Michigan State
Rodgers-Dwight Return Specialist of the Year	Johnny Rodgers, Nebraska Tim Dwight, Iowa

BIG LIFE. BIG STAGE. BIG TEN.

The Big Ten leads all conferences with more than 1,900 Academic All-Americans, including 80 honorees during the 2023-24 academic year.

2024 BIG TEN FOOTBALL CHAMPIONSHIP GAME



The 2024 Big Ten Football Championship Game will kick off from Lucas Oil Stadium in Indianapolis at 8 p.m. ET on Dec. 7, 2024.

The winner of the East Division will meet the winner of the West Division, with the game's victor earning the Big Ten Championship and a chance to play in one of the six bowls that comprise the College Football Playoff, including the Rose Bowl Game.

CBS will serve as the official broadcast partner of the Big Ten Football Championship Game, while Lucas Oil Stadium will host the title games through at least 2024.

For more information on the Big Ten Football Championship Game, including details on potential public ticket sales, stadium safety protocols and ancillary events in and around the city of Indianapolis, visit the Game's official web site at bigten.org/fcg.

The Big Ten Communications staff will inform media members on credential application procedures at a later date.

CHAMPIONSHIP GAME QUICK FACTS

Date: Saturday, Dec. 7, 2024

Time: 8 p.m. ET

Television: CBS

Site: Indianapolis, Ind.

Facility: Lucas Oil Stadium

Surface: FieldTurf

Capacity: 65,972

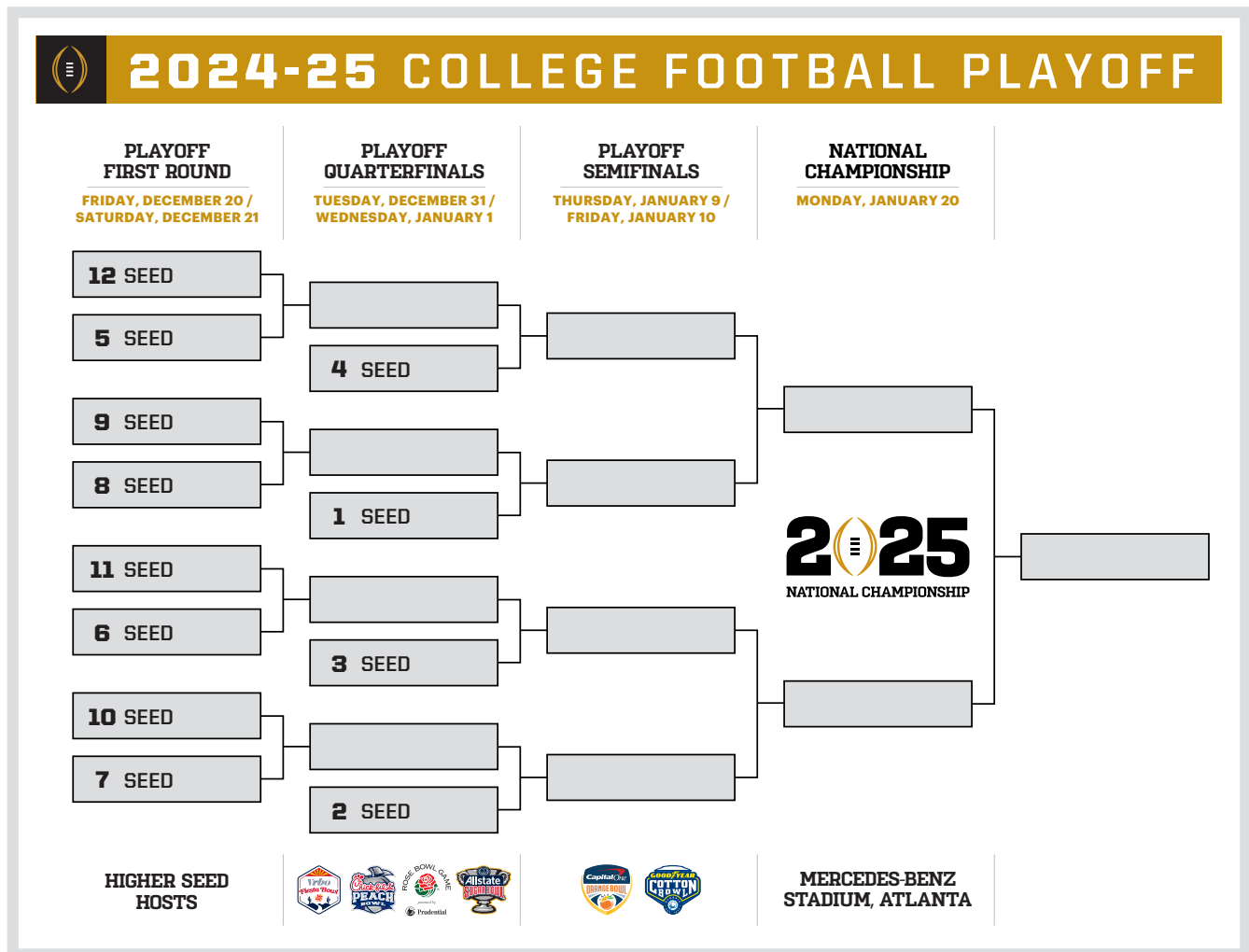


BIG LIFE. BIG STAGE. BIG TEN.

Big Ten Academic Alliance schools annually conduct \$17 billion in funded research.

2024-25 COLLEGE FOOTBALL PLAYOFF FORMAT

- The 12 participating teams will be the five conference champions ranked highest by the CFP selection committee, plus the next seven highest-ranked teams.
- The ranking of the teams will continue to be done by a selection committee.
- The four highest-ranked conference champions will be seeded one through four and will receive a first-round bye. The fifth conference champion will be seeded where it was ranked or at No. 12 if it is outside the top 12 rankings. Non-conference champions ranked in the top four will be seeded beginning at No. 5. Because of this, the seeding, 1 through 12, could look different than the final rankings.
- The eight teams seeded No. 5-12 will play in a first round with the higher seeds hosting the lower seeds either on campus or at other sites designated by the higher-seeded institution (No. 12 at No. 5, No. 11 at No. 6, No. 10 at No. 7 and No. 9 at No. 8.).
- The selection committee will assign the four highest-ranked conference champions to Playoff Quarterfinals hosted by bowls. This will be done in consideration of historic bowl relationships, then in consideration of rankings. For example, if the Sugar Bowl hosts a Playoff Quarterfinal and the SEC champion is ranked No. 1 and the Big 12 champion is ranked No. 3, the SEC champion would be assigned to the Sugar Bowl and the Big 12 champion would be assigned elsewhere.
- With the four highest-ranked conference champions assigned to bowls, their four Playoff Quarterfinal opponents will be dictated by the bracket (i.e., No. 1 vs. No. 8/9 winner, No. 4 vs. No. 5/12 winner, No. 2 vs. 7/10 winner; No. 3 vs. 6/11 winner.)
- The College Football Playoff bracket will follow the selection committee’s rankings, with no modifications made to avoid rematches between teams that may have played during the regular season or are from the same conference.
- The bracket will remain in effect throughout the playoff (i.e., no re-seeding).
- The highest seed will receive preferential placement for the Playoff Semifinal bowl assignment.
- All 11 games will be under the CFP umbrella with the administrative policies determined by the CFP.



BIG LIFE. BIG STAGE. BIG TEN.

Big Ten schools have won at least five national championships in 26 of the last 30 years, averaging nearly seven per year during that span.

BIG TEN X ABBOTT - THE WE GIVE BLOOD DRIVE

Every season we give it everything we have. We give our strength, we give our souls and so much more – it’s in our blood. And now we can give that too. This season, Abbott and the Big Ten are pitting school against school in the largest blood donation competition of our lifetime to fight the largest blood shortage in a generation.

Want your school to win? Then don’t give up. Give blood. Every donation scores one point for your school on the leaderboard.











The winning school will receive \$1 million to advance student or community health.

Individual donors will be offered a free one month subscription to B1G+ and will be entered to win a trip to the 2024 Discover® Big Ten Football Championship Game on December 7, 2024.

Students will be able to donate at mobile blood drives on campus, and alumni, fans and students alike can donate at blood donation centers across the country. Results will be tracked in real time at BigTen.Org/Abbott after donors attribute donations to their favorite school.

BIG TEN DONATION LEADERBOARD

(as of Nov. 6)

	UNIVERSITY	LIVES SAVED	DONORS
	Nebraska	7131	2377
	Wisconsin	3648	1216
	UCLA	2862	954
	Michigan	2337	779
	Iowa	2232	744
	Ohio State	1983	661
	Michigan State	1833	611
	Purdue	1731	577
	Illinois	1677	559
	Indiana	1518	506


BIG TEN CONFERENCE

34,239

LIVES SAVED

11,413

DONORS



Big Life. Big Stage. Big Ten.

Since its inception in 1896, the pursuit and attainment of academic excellence has been a priority for every Big Ten member institution. But maintaining the conference's standard of competing at the highest level in athletics also endures as an important component of the Big Ten experience. Striking that balance between academics and athletics is integral to the Big Ten's identity. Recognized as one of intercollegiate sports' most successful undertakings, the Big Ten strives for success from its students not only on the field and in the classroom, but around the world as well.

PREMIER ACADEMIC INSTITUTIONS

The Big Ten Academic Alliance is an academic consortium of all 18 Big Ten universities, which is widely considered to be the model for effective and voluntary collaboration among top research universities.

Every Big Ten Academic Alliance institution ranks among the top 90 universities in the nation according to the 2024 Academic Ranking of World Universities, including 10 in the top 40.

The Big Ten leads all conferences with more than 1,900 Academic All-Americans, including 80 honorees during the 2023-24 academic year.

Big Ten Academic Alliance schools annually conduct \$17 billion in funded research.

A HISTORY OF ATHLETIC SUCCESS

Big Ten schools have won at least five national championships in 26 of the last 30 years, averaging nearly seven per year during that span.

Since the 2005-06 academic year, current Big Ten institutions have claimed 119 team national championships in 26 different sports.

BROAD-BASED PROGRAMMING

Big Ten institutions support more than 11,000 participation opportunities on 350 teams in 42 different sports.

The Big Ten sponsors 28 official conference sports, 14 for men and 14 for women.

The Big Ten leads the nation in total students competing in intercollegiate athletics and participation opportunities, and sponsors more official sports than all conferences except the Ivy League.

Nearly 2,000 Big Ten competitors have participated in the Olympics, winning more than 600 medals, including more than 200 gold. The Big Ten Conference enjoyed its finest performance at a single Olympic Games during the 2024 Summer Olympics in Paris, France, as athletes with Big Ten ties set conference records by earning 98 total medals and 27 gold medals during the 17-day competition, surpassing the previous mark of 51 medals at the 2020 Summer Games in Tokyo, Japan. All 18 Big Ten member schools were represented at the 2024 Summer Games, competing for 64 nations in 17 sports.

PASSIONATE FOLLOWING

The Big Ten leads all conferences with 9.4 million alumni and nearly 823,000 students.

Big Ten men's and women's basketball combined for 4.3 million fans in their home arenas throughout the 2023-24 season and paced the nation in total attendance. Volleyball Day in Nebraska attracted 92,003 fans, the largest attendance in women's sports history. All seven of the Big Ten ice hockey teams also ranked in the top 15 nationally in average attendance.

In 2023-24, Big Ten women's basketball programs set ratings records on seven different networks – BTN, FOX, FS1, NBC, Peacock, ESPN and CBS.

LEADERS IN INNOVATION

Took part in the nation's first bowl game, winning the 1902 Rose Bowl Game, and signed an exclusive contract with the Tournament of Roses in 1946, making it the first bowl with permanent conference affiliations.

Awarded the first Big Ten Medal of Honor in 1915, honoring outstanding seniors who demonstrated excellence in academics and athletics.

Formed the Big Ten Advisory Commission in 1972, enlisting former students that competed in conference athletics to serve as liaisons to the NCAA's Diversity and Inclusion Department, the Big Ten Student-Athlete Advisory Commission and other organizations.

Became the first conference to voluntarily adopt male and female participation goals after launching its Gender Equity Action Plan in 1992.

Launched the Big Ten Network (BTN) in 2007, the first national conference-owned television network.

Began partnering with the Ivy League to study the effects of head injuries in sports in 2012.

Twenty years after adding instant replay in 2004, announced a state-of-the-art replay center, featuring 18 dedicated replay bays and six dedicated medical observation stations.

Championed new legislation for football permitting coach-to-player helmet communication and the use of sideline video by student-athletes, and coaches, both of which were introduced in the fall of 2024.

EXTENSIVE TELEVISION EXPOSURE

Through the Big Ten's current media agreements with BTN, NBC, Peacock, CBS and FOX, more than 2,000 Big Ten events are produced and distributed nationally and globally on an annual basis.

BTN reaches nearly 50 million homes and is also available via the Fox Sports App, delivering live and on-demand programming to computers, smartphones and tablets. B1G+ streams more than 2,000 additional events each season.

COMMUNITY & IMPACT

The Big Ten Conference is dedicated to making a lasting impact on the communities where its major events are held. In recent years, the conference has hosted sports clinics, renovated recreation centers and given elementary-aged children the chance to experience major Big Ten events.

Around the Big Ten Football Championship Game and Basketball Tournaments, the conference focuses on creating meaningful improvements, aiming to leave each location better than it was found.

Moving forward, the Big Ten will continue to collaborate with the College Football Playoff Foundation, local sports organizations and school district foundations to enhance spaces for teachers and children and provide educational opportunities for youth.

2024 COMPOSITE FOOTBALL SCHEDULE

<i>DATE/MATCHUP</i>	<i>TIME</i>	<i>BROADCAST</i>	<i>DATE/MATCHUP</i>	<i>TIME</i>	<i>BROADCAST</i>
<u>THURSDAY, AUG. 29</u>			<u>SATURDAY, SEPT. 21</u>		
Howard at Rutgers	6 p.m.	Big Ten Network	Iowa at Minnesota	7:30 p.m.	NBC
North Carolina at Minnesota	8 p.m.	FOX	Michigan State at Boston College	8 p.m.	ACC Network
Eastern Illinois at Illinois	9 p.m.	Big Ten Network	Purdue at Oregon State	8:30 p.m.	The CW
<u>FRIDAY, AUG. 30</u>			<u>FRIDAY, SEPT. 27</u>		
Florida Atlantic at Michigan State	7 p.m.	Big Ten Network	Washington at Rutgers	8 p.m.	FOX
Western Michigan at Wisconsin	9 p.m.	FS1			
<u>SATURDAY, AUG. 31</u>			<u>SATURDAY, SEPT. 28</u>		
Penn State at West Virginia	12 p.m.	FOX	Maryland at Indiana	12 p.m.	Big Ten Network
Indiana State at Purdue	12 p.m.	Big Ten Network	Minnesota at Michigan	12 p.m.	FOX
Illinois State at Iowa	12 p.m.	Big Ten Network	Nebraska at Purdue (HC)	12 p.m.	Peacock
UConn at Maryland	12 p.m.	FS1	Wisconsin at USC	3:30 p.m.	CBS
Florida International at Indiana	3:30 p.m.	Big Ten Network	Ohio State at Michigan State	7 p.m.	Peacock
Akron at Ohio State	3:30 p.m.	CBS	Illinois at Penn State (HC)	7:30 p.m.	NBC
Miami (OH) at Northwestern	3:30 p.m.	Big Ten Network	Oregon at UCLA	11 p.m.	FOX
UTEP at Nebraska	3:30 p.m.	FOX			
Idaho at Oregon	7:30 p.m.	Big Ten Network	<u>FRIDAY, OCT. 4</u>		
Fresno State at Michigan	7:30 p.m.	NBC	Michigan State at Oregon	9 p.m.	FOX
UCLA at Hawaii	7:30 p.m.	CBS			
Weber State at Washington	11 p.m.	Big Ten Network	<u>SATURDAY, OCT. 5</u>		
			UCLA at Penn State	12 p.m.	FOX
			Purdue at Wisconsin	12 p.m.	Big Ten Network
			Indiana at Northwestern	3:30 p.m.	Big Ten Network
			Iowa at Ohio State	3:30 p.m.	CBS
			Rutgers at Nebraska	4 p.m.	FS1
			USC at Minnesota	7:30 p.m.	Big Ten Network
			Michigan at Washington	7:30 p.m.	NBC
			<u>FRIDAY, OCT. 11</u>		
			Maryland at Northwestern	8 p.m.	FOX or FS1
			<u>SATURDAY, OCT. 12</u>		
			Washington at Iowa	12 p.m.	FOX
			Wisconsin at Rutgers	12 p.m.	Big Ten Network
			Purdue at Illinois	3:30 p.m.	FS1
			Penn State at USC	3:30 p.m.	CBS
			Ohio State at Oregon	7:30 p.m.	NBC
			Minnesota at UCLA	9 p.m.	Big Ten Network
			<u>FRIDAY, OCT. 18</u>		
			Oregon at Purdue	8 p.m.	FOX
			<u>SATURDAY, OCT. 19</u>		
			Nebraska at Indiana (HC)	12 p.m.	FOX
			Wisconsin at Northwestern	12 p.m.	Big Ten Network
			UCLA at Rutgers (HC)	12 p.m.	FS1
			Michigan at Illinois	3:30 p.m.	CBS
			USC at Maryland (HC)	4 p.m.	FS1
			Iowa at Michigan State (HC)	7:30 p.m.	NBC
			<u>FRIDAY, OCT. 25</u>		
			Rutgers at USC	11 p.m.	FOX
			<u>SATURDAY, OCT. 26</u>		
			Washington at Indiana	12 p.m.	Big Ten Network
			Nebraska at Ohio State (HC)	12 p.m.	FOX
			Northwestern at Iowa (HC)	3:30 p.m.	Big Ten Network
			Maryland at Minnesota (HC)	3:30 p.m.	FS1
			Illinois at Oregon (HC)	3:30 p.m.	CBS
			Michigan State at Michigan	7:30 p.m.	Big Ten Network
			Penn State at Wisconsin (HC)	7:30 p.m.	NBC
			<u>SATURDAY, NOV. 2</u>		
			Minnesota at Illinois	12 p.m.	FS1
			Ohio State at Penn State	12 p.m.	FOX
			Northwestern at Purdue	12 p.m.	Big Ten Network
			Oregon at Michigan	3:30 p.m.	CBS
			Indiana at Michigan State	3:30 p.m.	Peacock
			UCLA at Nebraska	3:30 p.m.	Big Ten Network
			Wisconsin at Iowa	7:30 p.m.	NBC
			USC at Washington (HC)	7:30 p.m.	Big Ten Network

BIG LIFE. BIG STAGE. BIG TEN.

Through the Big Ten's new media agreements with BTN, CBS, FOX and NBC/Peacock, more than 2,000 Big Ten events are produced and distributed nationally and globally on an annual basis.

2024 COMPOSITE FOOTBALL SCHEDULE (cont.)

FRIDAY, NOV. 8

Iowa at UCLA 9 p.m. FOX

SATURDAY, NOV. 9

Purdue at Ohio State 12 p.m. FOX
 Minnesota at Rutgers 12 p.m. NBC
 Michigan at Indiana 3:30 p.m. CBS
 Maryland at Oregon 7 p.m. Big Ten Network
 Washington at Penn State 8 p.m. Peacock

FRIDAY, NOV. 15

UCLA at Washington 9 p.m. FOX

SATURDAY, NOV. 16

Ohio State at Northwestern (HC) [3] 12 p.m. Big Ten Network
 Michigan State at Illinois 2:30 p.m. FS1
 Penn State at Purdue 3:30 p.m. CBS
 Nebraska at USC (HC) 4 p.m. FOX
 Rutgers at Maryland 6 p.m. FS1
 Oregon at Wisconsin 7:30 p.m. NBC

FRIDAY, NOV. 22

Purdue at Michigan State 8 p.m. FOX

SATURDAY, NOV. 23

Iowa at Maryland
 Northwestern at Michigan
 Penn State at Minnesota
 Wisconsin at Nebraska
 Indiana at Ohio State
 Illinois at Rutgers
 USC at UCLA

FRIDAY, NOV. 29

Minnesota at Wisconsin 12 p.m. CBS
 Nebraska at Iowa 7:30 p.m. NBC

SATURDAY, NOV. 30

Michigan at Ohio State 12 p.m. FOX
 Purdue at Indiana
 Rutgers at Michigan State
 Illinois at Northwestern
 Washington at Oregon
 Maryland at Penn State
 Notre Dame at USC
 Fresno State at UCLA

SATURDAY, DEC. 7

Big Ten Football Championship Game [4] 8 p.m. CBS

- [1] Allegiate Stadium (Las Vegas, Nev.)
 [2] Lumen Field (Seattle, Wash.)
 [3] Wrigley Field (Chicago, Ill.)
 [4] Lucas Oil Stadium (Indianapolis, Ind.)

Dates subject to change... All times Eastern

BIG TEN FOOTBALL MEDIA CONTACTS

Illinois

Brett Moore btmoore3@illinois.edu

Indiana

Jeff Keag jkeag@iu.edu
 Greg Campbell campbeg@iu.edu

Iowa

Matt Weitzel matthew-weitzel@uiowa.edu
 James Allan james-allan@uiowa.edu

Maryland

Dustin Semonavick dustin@umd.edu
 Alyssa Muir amuir@umd.edu

Michigan

David Ablauf dablauf@umich.edu
 Chad Shepard shepchad@umich.edu

Michigan State

Ben Phlegar phlegarb@ath.msu.edu

Minnesota

Paul Rovnak psrovnak@umn.edu
 Karl Anderson kganders@umn.edu

Nebraska

Keith Mann kmann@huskers.com

Northwestern

Zach Wingrove zachary.wingrove@northwestern.edu

Ohio State

Jerry Emig emig.2@osu.edu
 Mike Basford basford.16@osu.edu

Oregon

Nate Krueger nkrueger@uoregon.edu
 Todd Miles miles@uoregon.edu

Penn State

Greg Kincaid grk5016@psu.edu

Purdue

Adam Kuffner kuffner@purdue.edu
 Patrick Crawford pcrawf@purdue.edu

Rutgers

Jimmy Gill jgill@scarletknights.com

UCLA

Andrew Sinatra asinatra@athletics.ucla.edu

USC

Katie Ryan katierya@usc.edu

Washington

Jeff Bechtold bechtold@uw.edu
 Hailee Roe hroe2@uw.edu

Wisconsin

Patrick Herb PAH@athletics.wisc.edu
 Nate Jelinek NJJ@athletics.wisc.edu

BIG



BIG LIFE. BIG STAGE. BIG TEN.

Big Ten institutions support more than 11,000 participation opportunities on 350 teams in 42 different sports.



2024-25 Big Ten Football
Standings
All games

Team	Overall	Pct.	Conference	Pct.	PF	PA	Home	Away	Neut.	Streak
Indiana	9-0	1.000	6-0	1.000	419	123	6-0	3-0	0-0	W 9
Oregon	9-0	1.000	6-0	1.000	318	142	5-0	4-0	0-0	W 9
Ohio St.	7-1	.875	4-1	.800	302	96	5-0	2-1	0-0	W 2
Penn St.	7-1	.875	4-1	.800	246	120	4-1	3-0	0-0	L 1
Minnesota	6-3	.667	4-2	.667	248	151	4-2	2-1	0-0	W 4
Iowa	6-3	.667	4-2	.667	277	162	5-1	1-2	0-0	W 2
Illinois	6-3	.667	3-3	.500	233	190	5-1	1-2	0-0	L 2
Michigan	5-4	.556	3-3	.500	189	210	5-2	0-2	0-0	L 1
Washington	5-4	.556	3-3	.500	212	171	5-0	0-3	0-1	W 1
Wisconsin	5-4	.556	3-3	.500	226	193	3-2	2-2	0-0	L 2
Nebraska	5-4	.556	2-4	.333	212	172	4-2	1-2	0-0	L 3
Northwestern	4-5	.444	2-4	.333	173	197	2-3	2-2	0-0	W 1
Michigan St.	4-5	.444	2-4	.333	178	217	3-2	1-3	0-0	L 2
UCLA	3-5	.375	2-4	.333	149	223	0-3	3-2	0-0	W 2
Southern California	4-5	.444	2-5	.286	275	200	3-1	0-4	1-0	L 1
Maryland	4-4	.500	1-4	.200	229	222	3-2	1-2	0-0	L 1
Rutgers	4-4	.500	1-4	.200	206	198	3-2	1-2	0-0	L 4
Purdue	1-7	.125	0-5	.000	162	295	1-4	0-3	0-0	L 7



2024-25 Big Ten Football
Team Highs
All games

POINTS	77	Indiana vs Western Ill. (09/06/2024)
POINTS SCORED KICKING	20	Michigan St. vs Iowa (10/19/2024)
TOUCHDOWNS	11	Indiana vs Western Ill. (09/06/2024)
TOTAL OFFENSE YARDS	718	Penn St. vs Kent St. (09/21/2024)
TOTAL OFFENSE PLAYS	89	Rutgers at Southern California (10/25/2024)
TOTAL OFFENSE YARDS/PLAY	10.3	Indiana vs Western Ill. (09/06/2024)
RUSHING YARDS	329	Iowa vs Wisconsin (11/02/2024)
	329	Rutgers vs Howard (08/29/2024)
RUSHING ATTEMPTS	54	Iowa vs Wisconsin (11/02/2024)
YARDS PER RUSH	9.0	Ohio St. vs Marshall (09/21/2024)
RUSHING TDS	7	Indiana vs Western Ill. (09/06/2024)
LONGEST RUSH	86	Ohio St. vs Marshall (09/21/2024)
PASSING YARDS	410	Ohio St. vs Western Mich. (09/07/2024)
PASSING ATTEMPTS	52	Maryland vs Northwestern (10/11/2024)
	52	Southern California at Michigan (09/21/2024)
PASSING TDS	5	Penn St. vs Kent St. (09/21/2024)
LONGEST PASS	77	Michigan St. at Maryland (09/07/2024)
PASSES COMPLETED	41	Oregon vs Idaho (08/31/2024)
HAD INTERCEPTED	3	Southern California at Washington (11/02/2024)
	3	Nebraska at Indiana (10/19/2024)
	3	UCLA vs Minnesota (10/12/2024)
	3	Penn St. at Southern California (10/12/2024)
	3	Michigan St. at Boston College (09/21/2024)
	3	Michigan vs Arkansas St. (09/14/2024)
PASS COMPLETION PCT	90.5	Indiana vs Western Ill. (09/06/2024)
PASSING YARDS/ATTEMPT	18.0	Indiana vs Western Ill. (09/06/2024)
YARDS PER CATCH	20.3	Northwestern at Maryland (10/11/2024)
FIELD GOAL ATTEMPTS	7	Michigan St. vs Iowa (10/19/2024)
FIELD GOALS MADE	6	Michigan St. vs Iowa (10/19/2024)
LONGEST FIELD GOAL	59	Illinois vs Central Mich. (09/14/2024)



2024-25 Big Ten Football
Team Highs
All games

FIELD GOAL PCT	
100.0	Wisconsin at Iowa (11/02/2024)
100.0	Washington vs Southern California (11/02/2024)
100.0	Michigan vs Oregon (11/02/2024)
100.0	Oregon at Michigan (11/02/2024)
100.0	Michigan St. vs Indiana (11/02/2024)
100.0	Indiana at Michigan St. (11/02/2024)
100.0	UCLA at Nebraska (11/02/2024)
100.0	Penn St. vs Ohio St. (11/02/2024)
100.0	Ohio St. at Penn St. (11/02/2024)
100.0	Purdue vs Northwestern (11/02/2024)
100.0	Northwestern at Purdue (11/02/2024)
100.0	Minnesota at Illinois (11/02/2024)
100.0	Michigan vs Michigan St. (10/26/2024)
100.0	Wisconsin vs Penn St. (10/26/2024)
100.0	Maryland at Minnesota (10/26/2024)
100.0	Iowa vs Northwestern (10/26/2024)
100.0	Minnesota vs Maryland (10/26/2024)
100.0	Oregon vs Illinois (10/26/2024)
100.0	Illinois at Oregon (10/26/2024)
100.0	Indiana vs Washington (10/26/2024)
100.0	Washington at Indiana (10/26/2024)
100.0	Nebraska at Ohio St. (10/26/2024)
100.0	Rutgers at Southern California (10/25/2024)
100.0	Rutgers vs UCLA (10/19/2024)
100.0	UCLA vs Minnesota (10/12/2024)
100.0	Ohio St. at Oregon (10/12/2024)
100.0	Purdue at Illinois (10/12/2024)
100.0	Illinois vs Purdue (10/12/2024)
100.0	Penn St. at Southern California (10/12/2024)
100.0	Iowa vs Washington (10/12/2024)
100.0	Northwestern at Maryland (10/11/2024)
100.0	Minnesota vs Southern California (10/05/2024)
100.0	Michigan at Washington (10/05/2024)
100.0	Indiana at Northwestern (10/05/2024)
100.0	Northwestern vs Indiana (10/05/2024)
100.0	UCLA at Penn St. (10/05/2024)
100.0	Penn St. vs UCLA (10/05/2024)
100.0	Wisconsin vs Purdue (10/05/2024)
100.0	Purdue at Wisconsin (10/05/2024)
100.0	Michigan St. at Oregon (10/04/2024)
100.0	Oregon vs Michigan St. (10/04/2024)
100.0	UCLA vs Oregon (09/28/2024)
100.0	Oregon at UCLA (09/28/2024)
100.0	Ohio St. at Michigan St. (09/28/2024)
100.0	Southern California vs Wisconsin (09/28/2024)
100.0	Michigan vs Minnesota (09/28/2024)
100.0	Michigan St. at Boston College (09/21/2024)
100.0	Iowa at Minnesota (09/21/2024)
100.0	Northwestern at Washington (09/21/2024)
100.0	Southern California at Michigan (09/21/2024)
100.0	UCLA at LSU (09/21/2024)
100.0	Indiana vs Charlotte (09/21/2024)
100.0	Maryland vs Villanova (09/21/2024)
100.0	Illinois at Nebraska (09/20/2024)
100.0	Nebraska vs UNI (09/14/2024)
100.0	Michigan St. vs Prairie View (09/14/2024)



**2024-25 Big Ten Football
Team Highs
All games**

PAT KICKS ATTEMPTED	11	Indiana vs Western Ill. (09/06/2024)
PAT KICKS MADE	11	Indiana vs Western Ill. (09/06/2024)



**2024-25 Big Ten Football
Team Highs
All games**

PAT KICKS PCT	
100.0	Iowa vs Wisconsin (11/02/2024)
100.0	Wisconsin at Iowa (11/02/2024)
100.0	Southern California at Washington (11/02/2024)
100.0	Washington vs Southern California (11/02/2024)
100.0	Michigan vs Oregon (11/02/2024)
100.0	Oregon at Michigan (11/02/2024)
100.0	Michigan St. vs Indiana (11/02/2024)
100.0	Indiana at Michigan St. (11/02/2024)
100.0	UCLA at Nebraska (11/02/2024)
100.0	Penn St. vs Ohio St. (11/02/2024)
100.0	Ohio St. at Penn St. (11/02/2024)
100.0	Purdue vs Northwestern (11/02/2024)
100.0	Northwestern at Purdue (11/02/2024)
100.0	Minnesota at Illinois (11/02/2024)
100.0	Illinois vs Minnesota (11/02/2024)
100.0	Michigan St. at Michigan (10/26/2024)
100.0	Michigan vs Michigan St. (10/26/2024)
100.0	Penn St. at Wisconsin (10/26/2024)
100.0	Wisconsin vs Penn St. (10/26/2024)
100.0	Maryland at Minnesota (10/26/2024)
100.0	Northwestern at Iowa (10/26/2024)
100.0	Iowa vs Northwestern (10/26/2024)
100.0	Minnesota vs Maryland (10/26/2024)
100.0	Oregon vs Illinois (10/26/2024)
100.0	Indiana vs Washington (10/26/2024)
100.0	Washington at Indiana (10/26/2024)
100.0	Ohio St. vs Nebraska (10/26/2024)
100.0	Southern California vs Rutgers (10/25/2024)
100.0	Iowa at Michigan St. (10/19/2024)
100.0	Michigan St. vs Iowa (10/19/2024)
100.0	Maryland vs Southern California (10/19/2024)
100.0	Southern California at Maryland (10/19/2024)
100.0	Illinois vs Michigan (10/19/2024)
100.0	Michigan at Illinois (10/19/2024)
100.0	Rutgers vs UCLA (10/19/2024)
100.0	UCLA at Rutgers (10/19/2024)
100.0	Nebraska at Indiana (10/19/2024)
100.0	Indiana vs Nebraska (10/19/2024)
100.0	Wisconsin at Northwestern (10/19/2024)
100.0	Oregon at Purdue (10/18/2024)
100.0	UCLA vs Minnesota (10/12/2024)
100.0	Minnesota at UCLA (10/12/2024)
100.0	Oregon vs Ohio St. (10/12/2024)
100.0	Ohio St. at Oregon (10/12/2024)
100.0	Purdue at Illinois (10/12/2024)
100.0	Illinois vs Purdue (10/12/2024)
100.0	Penn St. at Southern California (10/12/2024)
100.0	Southern California vs Penn St. (10/12/2024)
100.0	Wisconsin at Rutgers (10/12/2024)
100.0	Rutgers vs Wisconsin (10/12/2024)
100.0	Iowa vs Washington (10/12/2024)
100.0	Washington at Iowa (10/12/2024)
100.0	Maryland vs Northwestern (10/11/2024)
100.0	Northwestern at Maryland (10/11/2024)
100.0	Minnesota vs Southern California (10/05/2024)
100.0	Southern California at Minnesota (10/05/2024)



**2024-25 Big Ten Football
Team Highs
All games**

2 POINTS PATS MADE	2	Purdue at Illinois (10/12/2024)
PUNTS	10	Purdue vs Notre Dame (09/14/2024)
LONGEST PUNT	74	Wisconsin at Southern California (09/28/2024)
YARDS PUNTED	428	Purdue vs Notre Dame (09/14/2024)
PUNTING AVG	57.0	Iowa vs Washington (10/12/2024)
PUNT RETURNS	6	Iowa vs Illinois St. (08/31/2024)
PUNT RETURN YARDS	111	Iowa vs Northwestern (10/26/2024)
PUNT RETURN AVG	54.5	Oregon vs Boise St. (09/07/2024)
LONGEST PUNT RETURN	85	Iowa vs Northwestern (10/26/2024)
	85	Oregon vs Boise St. (09/07/2024)
KICK RETURN	6	Southern California at Washington (11/02/2024)
	6	Iowa at Michigan St. (10/19/2024)
	6	Nebraska at Indiana (10/19/2024)
KICK RETURN YARDS	161	Northwestern at Washington (09/21/2024)
KICK RETURN AVERAGE	60.0	Oregon vs Boise St. (09/07/2024)
LONGEST KICK RETURN	100	Oregon vs Boise St. (09/07/2024)
KICK RETURN TDS	1	Oregon vs Boise St. (09/07/2024)
INTERCEPTIONS	3	Washington vs Southern California (11/02/2024)
	3	Indiana vs Nebraska (10/19/2024)
	3	Minnesota at UCLA (10/12/2024)
	3	Southern California vs Penn St. (10/12/2024)
	3	Minnesota vs Nevada (09/14/2024)
	3	Illinois vs Kansas (09/07/2024)
	3	Minnesota vs Rhode Island (09/07/2024)
INTERCEPTION RETURN YARDS	100	Michigan St. vs Prairie View (09/14/2024)
INTERCEPTION RETURN AVERAGE	100.0	Michigan St. vs Prairie View (09/14/2024)
LONGEST INTERCEPTION RETURN	100	Michigan St. vs Prairie View (09/14/2024)
INTERCEPTION RETURN TDS	1	UCLA at Nebraska (11/02/2024)
	1	Penn St. vs Ohio St. (11/02/2024)
	1	Penn St. at Wisconsin (10/26/2024)
	1	Northwestern at Iowa (10/26/2024)
	1	Minnesota vs Maryland (10/26/2024)
	1	Indiana vs Washington (10/26/2024)
	1	UCLA vs Oregon (09/28/2024)
	1	Southern California vs Wisconsin (09/28/2024)
	1	Nebraska at Purdue (09/28/2024)
	1	Michigan vs Southern California (09/21/2024)
	1	Michigan St. vs Prairie View (09/14/2024)
	1	Iowa vs Troy (09/14/2024)
	1	Nebraska vs Colorado (09/07/2024)
	1	Illinois vs Kansas (09/07/2024)
	1	Minnesota vs Rhode Island (09/07/2024)
	1	Indiana vs Western Ill. (09/06/2024)
	1	Michigan vs Fresno St. (08/31/2024)
	1	Ohio St. vs Akron (08/31/2024)
	1	Rutgers vs Howard (08/29/2024)
FUMBLES LOST	3	Maryland vs Northwestern (10/11/2024)
FUMBLES RECOVERED	3	Northwestern at Maryland (10/11/2024)
SACKED BY OPP	7	Michigan St. vs Indiana (11/02/2024)
	7	Illinois at Penn St. (09/28/2024)
QB SACKS	6	Purdue vs Oregon (10/18/2024)
	6	Illinois at Nebraska (09/20/2024)
TURNOVERS COMMITTED	5	Nebraska at Indiana (10/19/2024)
TURNOVERS CAUSED	5	Indiana vs Nebraska (10/19/2024)



2024-25 Big Ten Football
Team Highs
All games

KICKS BLOCKED	2	Michigan St. vs Indiana (11/02/2024)
	2	Nebraska vs Rutgers (10/05/2024)
	2	Nebraska at Purdue (09/28/2024)
	2	Washington vs Eastern Mich. (09/07/2024)
FIRST DOWNS	19	Penn St. vs Kent St. (09/21/2024)
1ST DOWN RUSHING	21	Rutgers vs Howard (08/29/2024)
1ST DOWN PASSING	24	Oregon vs Idaho (08/31/2024)
1ST DOWN BY PENALTY	8	Nebraska at Purdue (09/28/2024)
PENALTIES	16	Washington vs Washington St. (N) (09/14/2024)
PENALTIES YARDS	165	Purdue vs Nebraska (09/28/2024)



**2024-25 Big Ten Football
Opponent Highs
All games**

POINTS	66	Purdue vs Notre Dame (09/14/2024)
POINTS SCORED KICKING	20	Iowa at Michigan St. (10/19/2024)
TOUCHDOWNS	9	Purdue vs Notre Dame (09/14/2024)
TOTAL OFFENSE YARDS	589	Purdue at Wisconsin (10/05/2024)
TOTAL OFFENSE PLAYS	89	Southern California vs Rutgers (10/25/2024)
TOTAL OFFENSE YARDS/PLAY	9.2	Illinois vs Purdue (10/12/2024)
RUSHING YARDS	362	Purdue vs Notre Dame (09/14/2024)
RUSHING ATTEMPTS	57	Purdue at Oregon St. (09/21/2024)
YARDS PER RUSH	8.2	Purdue vs Notre Dame (09/14/2024)
RUSHING TDS	6	Purdue vs Notre Dame (09/14/2024)
LONGEST RUSH	75	Michigan St. vs Iowa (10/19/2024)
	75	Penn St. at Southern California (10/12/2024)
	75	Indiana vs Maryland (09/28/2024)
PASSING YARDS	400	Southern California vs Penn St. (10/12/2024)
PASSING ATTEMPTS	52	Northwestern at Maryland (10/11/2024)
	52	Michigan vs Southern California (09/21/2024)
PASSING TDS	4	Michigan St. vs Indiana (11/02/2024)
	4	Maryland at Minnesota (10/26/2024)
	4	Rutgers vs UCLA (10/19/2024)
	4	Iowa at Ohio St. (10/05/2024)
	4	Nebraska vs Illinois (09/20/2024)
	4	UCLA vs Indiana (09/14/2024)
LONGEST PASS	77	Maryland vs Michigan St. (09/07/2024)
PASSES COMPLETED	39	Southern California at Maryland (10/19/2024)
HAD INTERCEPTED	3	Washington vs Southern California (11/02/2024)
	3	Indiana vs Nebraska (10/19/2024)
	3	Minnesota at UCLA (10/12/2024)
	3	Southern California vs Penn St. (10/12/2024)
	3	Minnesota vs Nevada (09/14/2024)
	3	Illinois vs Kansas (09/07/2024)
	3	Minnesota vs Rhode Island (09/07/2024)
PASS COMPLETION PCT	84.2	Rutgers vs UCLA (10/19/2024)
PASSING YARDS/ATTEMPT	13.8	Nebraska at Ohio St. (10/26/2024)
YARDS PER CATCH	20.3	Maryland vs Northwestern (10/11/2024)
FIELD GOAL ATTEMPTS	7	Iowa at Michigan St. (10/19/2024)
FIELD GOALS MADE	6	Iowa at Michigan St. (10/19/2024)
LONGEST FIELD GOAL	57	Washington vs Eastern Mich. (09/07/2024)



2024-25 Big Ten Football
Opponent Highs
All games

FIELD GOAL PCT	
100.0	Iowa vs Wisconsin (11/02/2024)
100.0	Southern California at Washington (11/02/2024)
100.0	Oregon at Michigan (11/02/2024)
100.0	Michigan vs Oregon (11/02/2024)
100.0	Indiana at Michigan St. (11/02/2024)
100.0	Michigan St. vs Indiana (11/02/2024)
100.0	Nebraska vs UCLA (11/02/2024)
100.0	Ohio St. at Penn St. (11/02/2024)
100.0	Penn St. vs Ohio St. (11/02/2024)
100.0	Northwestern at Purdue (11/02/2024)
100.0	Purdue vs Northwestern (11/02/2024)
100.0	Illinois vs Minnesota (11/02/2024)
100.0	Michigan St. at Michigan (10/26/2024)
100.0	Penn St. at Wisconsin (10/26/2024)
100.0	Minnesota vs Maryland (10/26/2024)
100.0	Northwestern at Iowa (10/26/2024)
100.0	Maryland at Minnesota (10/26/2024)
100.0	Illinois at Oregon (10/26/2024)
100.0	Oregon vs Illinois (10/26/2024)
100.0	Washington at Indiana (10/26/2024)
100.0	Indiana vs Washington (10/26/2024)
100.0	Ohio St. vs Nebraska (10/26/2024)
100.0	Southern California vs Rutgers (10/25/2024)
100.0	UCLA at Rutgers (10/19/2024)
100.0	Minnesota at UCLA (10/12/2024)
100.0	Oregon vs Ohio St. (10/12/2024)
100.0	Illinois vs Purdue (10/12/2024)
100.0	Purdue at Illinois (10/12/2024)
100.0	Southern California vs Penn St. (10/12/2024)
100.0	Washington at Iowa (10/12/2024)
100.0	Maryland vs Northwestern (10/11/2024)
100.0	Southern California at Minnesota (10/05/2024)
100.0	Washington vs Michigan (10/05/2024)
100.0	Northwestern vs Indiana (10/05/2024)
100.0	Indiana at Northwestern (10/05/2024)
100.0	Penn St. vs UCLA (10/05/2024)
100.0	UCLA at Penn St. (10/05/2024)
100.0	Purdue at Wisconsin (10/05/2024)
100.0	Wisconsin vs Purdue (10/05/2024)
100.0	Oregon vs Michigan St. (10/04/2024)
100.0	Michigan St. at Oregon (10/04/2024)
100.0	Oregon at UCLA (09/28/2024)
100.0	UCLA vs Oregon (09/28/2024)
100.0	Michigan St. vs Ohio St. (09/28/2024)
100.0	Wisconsin at Southern California (09/28/2024)
100.0	Minnesota at Michigan (09/28/2024)
100.0	Michigan St. at Boston College (09/21/2024)
100.0	Minnesota vs Iowa (09/21/2024)
100.0	Washington vs Northwestern (09/21/2024)
100.0	Michigan vs Southern California (09/21/2024)
100.0	UCLA at LSU (09/21/2024)
100.0	Nebraska vs Illinois (09/20/2024)
100.0	Maryland at Virginia (09/14/2024)
100.0	Nebraska vs UNI (09/14/2024)
100.0	Purdue vs Notre Dame (09/14/2024)
100.0	Illinois vs Central Mich. (09/14/2024)



**2024-25 Big Ten Football
Opponent Highs
All games**

PAT KICKS ATTEMPTED	9	Purdue vs Notre Dame (09/14/2024)
PAT KICKS MADE	9	Purdue vs Notre Dame (09/14/2024)



2024-25 Big Ten Football
Opponent Highs
All games

PAT KICKS PCT	
	100.0 Wisconsin at Iowa (11/02/2024)
	100.0 Iowa vs Wisconsin (11/02/2024)
	100.0 Washington vs Southern California (11/02/2024)
	100.0 Southern California at Washington (11/02/2024)
	100.0 Oregon at Michigan (11/02/2024)
	100.0 Michigan vs Oregon (11/02/2024)
	100.0 Indiana at Michigan St. (11/02/2024)
	100.0 Michigan St. vs Indiana (11/02/2024)
	100.0 Nebraska vs UCLA (11/02/2024)
	100.0 Ohio St. at Penn St. (11/02/2024)
	100.0 Penn St. vs Ohio St. (11/02/2024)
	100.0 Northwestern at Purdue (11/02/2024)
	100.0 Purdue vs Northwestern (11/02/2024)
	100.0 Illinois vs Minnesota (11/02/2024)
	100.0 Minnesota at Illinois (11/02/2024)
	100.0 Michigan vs Michigan St. (10/26/2024)
	100.0 Michigan St. at Michigan (10/26/2024)
	100.0 Wisconsin vs Penn St. (10/26/2024)
	100.0 Penn St. at Wisconsin (10/26/2024)
	100.0 Minnesota vs Maryland (10/26/2024)
	100.0 Iowa vs Northwestern (10/26/2024)
	100.0 Northwestern at Iowa (10/26/2024)
	100.0 Maryland at Minnesota (10/26/2024)
	100.0 Illinois at Oregon (10/26/2024)
	100.0 Washington at Indiana (10/26/2024)
	100.0 Indiana vs Washington (10/26/2024)
	100.0 Nebraska at Ohio St. (10/26/2024)
	100.0 Rutgers at Southern California (10/25/2024)
	100.0 Michigan St. vs Iowa (10/19/2024)
	100.0 Iowa at Michigan St. (10/19/2024)
	100.0 Southern California at Maryland (10/19/2024)
	100.0 Maryland vs Southern California (10/19/2024)
	100.0 Michigan at Illinois (10/19/2024)
	100.0 Illinois vs Michigan (10/19/2024)
	100.0 UCLA at Rutgers (10/19/2024)
	100.0 Rutgers vs UCLA (10/19/2024)
	100.0 Indiana vs Nebraska (10/19/2024)
	100.0 Nebraska at Indiana (10/19/2024)
	100.0 Northwestern vs Wisconsin (10/19/2024)
	100.0 Purdue vs Oregon (10/18/2024)
	100.0 Minnesota at UCLA (10/12/2024)
	100.0 UCLA vs Minnesota (10/12/2024)
	100.0 Ohio St. at Oregon (10/12/2024)
	100.0 Oregon vs Ohio St. (10/12/2024)
	100.0 Illinois vs Purdue (10/12/2024)
	100.0 Purdue at Illinois (10/12/2024)
	100.0 Southern California vs Penn St. (10/12/2024)
	100.0 Penn St. at Southern California (10/12/2024)
	100.0 Rutgers vs Wisconsin (10/12/2024)
	100.0 Wisconsin at Rutgers (10/12/2024)
	100.0 Washington at Iowa (10/12/2024)
	100.0 Iowa vs Washington (10/12/2024)
	100.0 Northwestern at Maryland (10/11/2024)
	100.0 Maryland vs Northwestern (10/11/2024)
	100.0 Southern California at Minnesota (10/05/2024)
	100.0 Minnesota vs Southern California (10/05/2024)



2024-25 Big Ten Football
Opponent Highs
All games

2 POINTS PATS MADE	2	Illinois vs Purdue (10/12/2024)
	2	Rutgers at Virginia Tech (09/21/2024)
PUNTS	11	Ohio St. vs Western Mich. (09/07/2024)
LONGEST PUNT	74	Southern California vs Wisconsin (09/28/2024)
YARDS PUNTED	447	Ohio St. vs Western Mich. (09/07/2024)
PUNTING AVG	57.0	Washington at Iowa (10/12/2024)
PUNT RETURNS	4	Michigan St. vs Indiana (11/02/2024)
	4	Northwestern at Iowa (10/26/2024)
	4	Maryland at Indiana (09/28/2024)
	4	Northwestern at Washington (09/21/2024)
	4	Purdue vs Notre Dame (09/14/2024)
	4	Nebraska vs Colorado (09/07/2024)
	4	Northwestern vs Duke (09/06/2024)
PUNT RETURN YARDS	111	Northwestern at Iowa (10/26/2024)
PUNT RETURN AVG	77.0	Iowa vs Troy (09/14/2024)
LONGEST PUNT RETURN	85	Northwestern at Iowa (10/26/2024)
KICK RETURN	6	Washington vs Southern California (11/02/2024)
	6	Michigan St. vs Iowa (10/19/2024)
	6	Indiana vs Nebraska (10/19/2024)
	6	Indiana vs Charlotte (09/21/2024)
KICK RETURN YARDS	161	Washington vs Northwestern (09/21/2024)
KICK RETURN AVERAGE	46.0	Southern California vs Wisconsin (09/28/2024)
LONGEST KICK RETURN	96	Washington vs Northwestern (09/21/2024)



**2024-25 Big Ten Football
Opponent Highs
All games**

KICK RETURN TDS	0	Wisconsin at Iowa (11/02/2024)
	0	Iowa vs Wisconsin (11/02/2024)
	0	Washington vs Southern California (11/02/2024)
	0	Southern California at Washington (11/02/2024)
	0	Oregon at Michigan (11/02/2024)
	0	Michigan vs Oregon (11/02/2024)
	0	Indiana at Michigan St. (11/02/2024)
	0	Michigan St. vs Indiana (11/02/2024)
	0	UCLA at Nebraska (11/02/2024)
	0	Nebraska vs UCLA (11/02/2024)
	0	Ohio St. at Penn St. (11/02/2024)
	0	Penn St. vs Ohio St. (11/02/2024)
	0	Northwestern at Purdue (11/02/2024)
	0	Purdue vs Northwestern (11/02/2024)
	0	Illinois vs Minnesota (11/02/2024)
	0	Minnesota at Illinois (11/02/2024)
	0	Michigan vs Michigan St. (10/26/2024)
	0	Michigan St. at Michigan (10/26/2024)
	0	Wisconsin vs Penn St. (10/26/2024)
	0	Penn St. at Wisconsin (10/26/2024)
	0	Minnesota vs Maryland (10/26/2024)
	0	Iowa vs Northwestern (10/26/2024)
	0	Northwestern at Iowa (10/26/2024)
	0	Maryland at Minnesota (10/26/2024)
	0	Illinois at Oregon (10/26/2024)
	0	Oregon vs Illinois (10/26/2024)
	0	Washington at Indiana (10/26/2024)
	0	Indiana vs Washington (10/26/2024)
	0	Nebraska at Ohio St. (10/26/2024)
	0	Ohio St. vs Nebraska (10/26/2024)
	0	Southern California vs Rutgers (10/25/2024)
	0	Rutgers at Southern California (10/25/2024)
	0	Michigan St. vs Iowa (10/19/2024)
	0	Iowa at Michigan St. (10/19/2024)
	0	Southern California at Maryland (10/19/2024)
	0	Maryland vs Southern California (10/19/2024)
	0	Michigan at Illinois (10/19/2024)
	0	Illinois vs Michigan (10/19/2024)
	0	UCLA at Rutgers (10/19/2024)
	0	Rutgers vs UCLA (10/19/2024)
	0	Indiana vs Nebraska (10/19/2024)
	0	Nebraska at Indiana (10/19/2024)
	0	Northwestern vs Wisconsin (10/19/2024)
	0	Wisconsin at Northwestern (10/19/2024)
	0	Purdue vs Oregon (10/18/2024)
	0	Oregon at Purdue (10/18/2024)
	0	Minnesota at UCLA (10/12/2024)
	0	UCLA vs Minnesota (10/12/2024)
	0	Ohio St. at Oregon (10/12/2024)
	0	Oregon vs Ohio St. (10/12/2024)
0	Illinois vs Purdue (10/12/2024)	
0	Purdue at Illinois (10/12/2024)	
0	Southern California vs Penn St. (10/12/2024)	
0	Penn St. at Southern California (10/12/2024)	
0	Rutgers vs Wisconsin (10/12/2024)	
0	Wisconsin at Rutgers (10/12/2024)	



**2024-25 Big Ten Football
Opponent Highs
All games**

INTERCEPTIONS	3	Southern California at Washington (11/02/2024)
	3	Nebraska at Indiana (10/19/2024)
	3	UCLA vs Minnesota (10/12/2024)
	3	Penn St. at Southern California (10/12/2024)
	3	Michigan St. at Boston College (09/21/2024)
	3	Michigan vs Arkansas St. (09/14/2024)
INTERCEPTION RETURN YARDS	96	Oregon at UCLA (09/28/2024)
INTERCEPTION RETURN AVERAGE	96.0	Oregon at UCLA (09/28/2024)
LONGEST INTERCEPTION RETURN	96	Oregon at UCLA (09/28/2024)
INTERCEPTION RETURN TDS	1	Nebraska vs UCLA (11/02/2024)
	1	Ohio St. at Penn St. (11/02/2024)
	1	Wisconsin vs Penn St. (10/26/2024)
	1	Iowa vs Northwestern (10/26/2024)
	1	Maryland at Minnesota (10/26/2024)
	1	Washington at Indiana (10/26/2024)
	1	Oregon at UCLA (09/28/2024)
	1	Wisconsin at Southern California (09/28/2024)
	1	Purdue vs Nebraska (09/28/2024)
	1	Purdue at Oregon St. (09/21/2024)
	1	Southern California at Michigan (09/21/2024)
	1	Purdue vs Notre Dame (09/14/2024)
FUMBLES LOST	3	Northwestern at Maryland (10/11/2024)
FUMBLES RECOVERED	3	Maryland vs Northwestern (10/11/2024)
SACKED BY OPP	7	Michigan St. vs Indiana (11/02/2024)
	7	Illinois at Penn St. (09/28/2024)
QB SACKS	7	Michigan St. vs Fla. Atlantic (08/30/2024)
TURNOVERS COMMITTED	5	Indiana vs Nebraska (10/19/2024)
TURNOVERS CAUSED	5	Indiana vs Nebraska (10/19/2024)
KICKS BLOCKED	2	Indiana at Michigan St. (11/02/2024)
	2	Rutgers at Nebraska (10/05/2024)
	2	Purdue vs Nebraska (09/28/2024)
FIRST DOWNS	15	Rutgers at Southern California (10/25/2024)
1ST DOWN RUSHING	20	Purdue at Oregon St. (09/21/2024)
1ST DOWN PASSING	21	Southern California vs Penn St. (10/12/2024)
1ST DOWN BY PENALTY	8	Purdue vs Nebraska (09/28/2024)
PENALTIES	14	UCLA vs Indiana (09/14/2024)
PENALTIES YARDS	165	Nebraska at Purdue (09/28/2024)



**2024-25 Big Ten Football
Team Lows
All games**

TOTAL OFFENSE YARDS	112	Northwestern at Washington (09/21/2024)
TOTAL OFFENSE YARDS/PLAY	2.1	Northwestern at Washington (09/21/2024)
RUSHING YARDS	-36	Michigan St. vs Indiana (11/02/2024)
RUSHING ATTEMPTS	20	UCLA at Hawaii (08/31/2024)
YARDS PER RUSH	-1.1	Michigan St. vs Indiana (11/02/2024)
LONGEST RUSH	9	Michigan St. vs Indiana (11/02/2024)
	9	Purdue vs Northwestern (11/02/2024)
PASSING ATTEMPTS	10	Iowa vs Wisconsin (11/02/2024)
PASSING YARDS	32	Michigan vs Southern California (09/21/2024)
YARDS PER COMPLETION	4.6	Michigan vs Southern California (09/21/2024)
PASSES COMPLETED	7	Iowa vs Wisconsin (11/02/2024)
	7	Purdue at Oregon St. (09/21/2024)
	7	Michigan vs Southern California (09/21/2024)
PASS COMPLETION PCT	29.6	Northwestern at Washington (09/21/2024)
LONGEST PASS	10	Michigan vs Southern California (09/21/2024)
FIRST DOWNS	0	Michigan at Washington (10/05/2024)
1ST DOWN RUSHING	1	Purdue vs Northwestern (11/02/2024)
1ST DOWN PASSING	0	Michigan vs Southern California (09/21/2024)
1ST DOWN BY PENALTY	0	Michigan vs Oregon (11/02/2024)
	0	Michigan St. at Michigan (10/26/2024)
	0	Wisconsin vs Penn St. (10/26/2024)
	0	Oregon vs Illinois (10/26/2024)
	0	Washington at Indiana (10/26/2024)
	0	Northwestern vs Wisconsin (10/19/2024)
	0	Purdue vs Oregon (10/18/2024)
	0	Ohio St. at Oregon (10/12/2024)
	0	Illinois vs Purdue (10/12/2024)
	0	Southern California vs Penn St. (10/12/2024)
	0	Rutgers vs Wisconsin (10/12/2024)
	0	Northwestern at Maryland (10/11/2024)
	0	Iowa at Ohio St. (10/05/2024)
	0	Ohio St. vs Iowa (10/05/2024)
	0	Nebraska vs Rutgers (10/05/2024)
	0	Indiana at Northwestern (10/05/2024)
	0	UCLA at Penn St. (10/05/2024)
	0	Michigan St. vs Ohio St. (09/28/2024)
	0	Purdue vs Nebraska (09/28/2024)
	0	Michigan St. at Boston College (09/21/2024)
	0	Minnesota vs Iowa (09/21/2024)
	0	Southern California at Michigan (09/21/2024)
	0	Michigan vs Southern California (09/21/2024)
	0	Maryland vs Villanova (09/21/2024)
	0	Nebraska vs Illinois (09/20/2024)
	0	Maryland at Virginia (09/14/2024)
	0	Purdue vs Notre Dame (09/14/2024)
	0	Washington vs Washington St. (N) (09/14/2024)
	0	Michigan vs Arkansas St. (09/14/2024)
	0	Ohio St. vs Western Mich. (09/07/2024)
	0	Illinois vs Kansas (09/07/2024)
	0	Iowa vs Iowa St. (09/07/2024)
	0	Michigan vs Texas (09/07/2024)
	0	Penn St. vs Bowling Green (09/07/2024)
	0	Oregon vs Idaho (08/31/2024)
	0	Indiana vs FIU (08/31/2024)
	0	Penn St. at West Virginia (08/31/2024)
	0	Purdue vs Indiana St. (08/31/2024)



**2024-25 Big Ten Football
Team Lows
All games**

PENALTIES	0	Michigan vs Michigan St. (10/26/2024)
	0	Iowa vs Troy (09/14/2024)
PENALTIES YARDS	0	Michigan vs Michigan St. (10/26/2024)
	0	Iowa vs Troy (09/14/2024)



**2024-25 Big Ten Football
Opponent Lows
All games**

TOTAL OFFENSE YARDS	66	Penn St. vs Kent St. (09/21/2024)
TOTAL OFFENSE YARDS/PLAY	1.5	Penn St. vs Kent St. (09/21/2024)
RUSHING YARDS	-36	Indiana at Michigan St. (11/02/2024)
RUSHING ATTEMPTS	13	Minnesota vs Rhode Island (09/07/2024)
YARDS PER RUSH	-1.1	Indiana at Michigan St. (11/02/2024)
LONGEST RUSH	6	Minnesota vs Rhode Island (09/07/2024)
PASSING ATTEMPTS	10	Wisconsin at Iowa (11/02/2024)
	10	Purdue vs Indiana St. (08/31/2024)
PASSING YARDS	18	Penn St. vs Kent St. (09/21/2024)
YARDS PER COMPLETION	4.6	Southern California at Michigan (09/21/2024)
PASSES COMPLETED	2	Penn St. vs Kent St. (09/21/2024)
PASS COMPLETION PCT	15.4	Penn St. vs Kent St. (09/21/2024)
LONGEST PASS	10	Southern California at Michigan (09/21/2024)
FIRST DOWNS	0	Washington vs Michigan (10/05/2024)
	0	Illinois vs Eastern Ill. (08/29/2024)
1ST DOWN RUSHING	0	Ohio St. vs Western Mich. (09/07/2024)
1ST DOWN PASSING	0	Southern California at Michigan (09/21/2024)
1ST DOWN BY PENALTY	0	Oregon at Michigan (11/02/2024)
	0	Michigan vs Michigan St. (10/26/2024)
	0	Penn St. at Wisconsin (10/26/2024)
	0	Illinois at Oregon (10/26/2024)
	0	Indiana vs Washington (10/26/2024)
	0	Wisconsin at Northwestern (10/19/2024)
	0	Oregon at Purdue (10/18/2024)
	0	Oregon vs Ohio St. (10/12/2024)
	0	Purdue at Illinois (10/12/2024)
	0	Penn St. at Southern California (10/12/2024)
	0	Wisconsin at Rutgers (10/12/2024)
	0	Maryland vs Northwestern (10/11/2024)
	0	Ohio St. vs Iowa (10/05/2024)
	0	Iowa at Ohio St. (10/05/2024)
	0	Rutgers at Nebraska (10/05/2024)
	0	Northwestern vs Indiana (10/05/2024)
	0	Penn St. vs UCLA (10/05/2024)
	0	Ohio St. at Michigan St. (09/28/2024)
	0	Nebraska at Purdue (09/28/2024)
	0	Iowa at Minnesota (09/21/2024)
	0	Rutgers at Virginia Tech (09/21/2024)
	0	Michigan vs Southern California (09/21/2024)
	0	Southern California at Michigan (09/21/2024)
	0	Illinois at Nebraska (09/20/2024)
	0	Iowa vs Troy (09/14/2024)
	0	Wisconsin vs Alabama (09/14/2024)
	0	Southern California vs Utah St. (09/07/2024)
	0	Michigan vs Texas (09/07/2024)
	0	Southern California vs LSU (N) (09/01/2024)
	0	Nebraska vs UTEP (08/31/2024)
	0	Wisconsin vs Western Mich. (08/30/2024)
PENALTIES	0	Michigan St. at Michigan (10/26/2024)
PENALTIES YARDS	0	Michigan St. at Michigan (10/26/2024)



INDIVIDUAL PLAYER GAME HIGHS

Points scored	
20	Jonathan Kim (Michigan St.) vs Iowa (10/19/2024)
18	Kaleb Johnson (Iowa) vs Wisconsin (11/02/2024)
18	Kaleb Johnson (Iowa) vs Northwestern (10/26/2024)
18	Woody Marks (Southern California) vs Rutgers (10/25/2024)
18	Kyle Monangai (Rutgers) vs UCLA (10/19/2024)
18	Josh McCray (Illinois) vs Purdue (10/12/2024)
18	Tawee Walker (Wisconsin) at Rutgers (10/12/2024)
18	Kaleb Johnson (Iowa) vs Washington (10/12/2024)
18	Max Brosmer (Minnesota) vs Southern California (10/05/2024)
18	Emeka Egbuka (Ohio St.) vs Iowa (10/05/2024)
18	Tawee Walker (Wisconsin) vs Purdue (10/05/2024)
18	Kaleb Johnson (Iowa) at Minnesota (09/21/2024)
18	Darius Taylor (Minnesota) vs Nevada (09/14/2024)
18	Kyle Monangai (Rutgers) vs Akron (09/07/2024)
18	Jonah Coleman (Washington) vs Weber St. (08/31/2024)
Touchdowns	
3	Kaleb Johnson (Iowa) vs Wisconsin (11/02/2024)
3	Kaleb Johnson (Iowa) vs Northwestern (10/26/2024)
3	Woody Marks (Southern California) vs Rutgers (10/25/2024)
3	Kyle Monangai (Rutgers) vs UCLA (10/19/2024)
3	Josh McCray (Illinois) vs Purdue (10/12/2024)
3	Tawee Walker (Wisconsin) at Rutgers (10/12/2024)
3	Kaleb Johnson (Iowa) vs Washington (10/12/2024)
3	Max Brosmer (Minnesota) vs Southern California (10/05/2024)
3	Emeka Egbuka (Ohio St.) vs Iowa (10/05/2024)
3	Tawee Walker (Wisconsin) vs Purdue (10/05/2024)
3	Kaleb Johnson (Iowa) at Minnesota (09/21/2024)
3	Darius Taylor (Minnesota) vs Nevada (09/14/2024)
3	Kyle Monangai (Rutgers) vs Akron (09/07/2024)
3	Jonah Coleman (Washington) vs Weber St. (08/31/2024)
TD responsibility	
5	Ethan Garbers (UCLA) at Rutgers (10/19/2024) [1r,4p]
5	Will Howard (Ohio St.) vs Iowa (10/05/2024) [1r,4p]
Points scored kicking	
20	Jonathan Kim (Michigan St.) vs Iowa (10/19/2024) [6fg,2pat]
Total offense yards	
439	Luke Altmyer (Illinois) vs Purdue (10/12/2024) [60r,379p]
431	Ethan Garbers (UCLA) at Rutgers (10/19/2024) [48r,383p]
Total offense plays	
65	Billy Edwards Jr. (Maryland) vs Northwestern (10/11/2024) [14r,51p]
59	Billy Edwards Jr. (Maryland) vs Southern California (10/19/2024) [9r,50p]
Total offense yards/play	
36	Tanner Arkin (Illinois) vs Michigan (10/19/2024) [36-1]
35	Jaheim Merriweather (Purdue) at Wisconsin (10/05/2024) [35-1]
Rushing yards	
208	Kyle Monangai (Rutgers) vs Akron (09/07/2024)
206	Kaleb Johnson (Iowa) at Minnesota (09/21/2024)
Rushing attempts	
29	Justice Ellison (Indiana) vs Washington (10/26/2024)
27	Kyle Monangai (Rutgers) vs Akron (09/07/2024)
Yards per rush	
36	Tanner Arkin (Illinois) vs Michigan (10/19/2024) [36-1]



**2024-25 Big Ten Football
Conference Individual Game Highs
All games**

35	Jaheim Merriweather (Purdue) at Wisconsin (10/05/2024) [35-1]
Rushing TDs	
3	Kaleb Johnson (Iowa) vs Wisconsin (11/02/2024)
3	Kaleb Johnson (Iowa) vs Northwestern (10/26/2024)
3	Woody Marks (Southern California) vs Rutgers (10/25/2024)
3	Kyle Monangai (Rutgers) vs UCLA (10/19/2024)
3	Tawee Walker (Wisconsin) at Rutgers (10/12/2024)
3	Max Brosmer (Minnesota) vs Southern California (10/05/2024)
3	Tawee Walker (Wisconsin) vs Purdue (10/05/2024)
3	Kaleb Johnson (Iowa) at Minnesota (09/21/2024)
3	Kyle Monangai (Rutgers) vs Akron (09/07/2024)
3	Jonah Coleman (Washington) vs Weber St. (08/31/2024)
Longest rush	
86	Quinshon Judkins (Ohio St.) vs Marshall (09/21/2024)
80	Darius Taylor (Minnesota) vs Nevada (09/14/2024)
Passing yards	
391	Drew Allar (Penn St.) at Southern California (10/12/2024)
383	Ethan Garbers (UCLA) at Rutgers (10/19/2024)
Passing attempts	
51	Billy Edwards Jr. (Maryland) vs Northwestern (10/11/2024)
51	Miller Moss (Southern California) at Michigan (09/21/2024)
Passing TDs	
4	Kurtis Rourke (Indiana) at Michigan St. (11/02/2024)
4	Max Brosmer (Minnesota) vs Maryland (10/26/2024)
4	Ethan Garbers (UCLA) at Rutgers (10/19/2024)
4	Will Howard (Ohio St.) vs Iowa (10/05/2024)
4	Luke Altmyer (Illinois) at Nebraska (09/20/2024)
4	Kurtis Rourke (Indiana) at UCLA (09/14/2024)
4	Will Rogers (Washington) vs Eastern Mich. (09/07/2024)
4	Hudson Card (Purdue) vs Indiana St. (08/31/2024)
4	Luke Altmyer (Illinois) vs Eastern Ill. (08/29/2024)
Longest pass	
77	Aidan Chiles (Michigan St.) at Maryland (09/07/2024)
75	Billy Edwards Jr. (Maryland) vs UConn (08/31/2024)
Passes completed	
41	Dillon Gabriel (Oregon) vs Idaho (08/31/2024)
39	Billy Edwards Jr. (Maryland) vs Southern California (10/19/2024)
Had intercepted	
3	Miller Moss (Southern California) at Washington (11/02/2024)
3	Dylan Raiola (Nebraska) at Indiana (10/19/2024)
3	Ethan Garbers (UCLA) vs Minnesota (10/12/2024)
3	Drew Allar (Penn St.) at Southern California (10/12/2024)
3	Aidan Chiles (Michigan St.) at Boston College (09/21/2024)
3	Davis Warren (Michigan) vs Arkansas St. (09/14/2024)
Pass completion pct	
100	Ryan Browne (Purdue) vs Northwestern (11/02/2024) [3-3]
100	Shamar Rigby (Purdue) vs Northwestern (11/02/2024) [1-1]
100	Beau Pribula (Penn St.) vs Ohio St. (11/02/2024) [1-1]
100	Donovan Edwards (Michigan) vs Michigan St. (10/26/2024) [1-1]
100	Austin Novosad (Oregon) vs Illinois (10/26/2024) [2-2]
100	Tyler Warren (Penn St.) at Southern California (10/12/2024) [1-1]
100	Demond Williams Jr. (Washington) vs Michigan (10/05/2024) [2-2]
100	Brendan Sullivan (Iowa) at Ohio St. (10/05/2024) [1-1]
100	Brian Buschini (Nebraska) vs Rutgers (10/05/2024) [1-1]
100	Ryan Browne (Purdue) at Wisconsin (10/05/2024) [1-1]



**2024-25 Big Ten Football
Conference Individual Game Highs
All games**

100	Mabrey Mettauer (Wisconsin) vs Purdue (10/05/2024) [1-1]
100	Tommy Schuster (Michigan St.) at Oregon (10/04/2024) [5-5]
100	Dante Moore (Oregon) vs Michigan St. (10/04/2024) [1-1]
100	Demond Williams Jr. (Washington) at Rutgers (09/27/2024) [1-1]
100	Demond Williams Jr. (Washington) vs Northwestern (09/21/2024) [2-2]
100	Tyler Warren (Penn St.) vs Kent St. (09/21/2024) [1-1]
100	Mike Wright (Northwestern) vs Eastern Ill. (09/14/2024) [1-1]
100	Heinrich Haarberg (Nebraska) vs UNI (09/14/2024) [3-3]
100	Justyn Martin (UCLA) vs Indiana (09/14/2024) [1-1]
100	Brendan Sullivan (Iowa) vs Troy (09/14/2024) [1-1]
100	Dante Moore (Oregon) at Oregon St. (09/14/2024) [3-3]
100	Tyler Van Dyke (Wisconsin) vs Alabama (09/14/2024) [5-5]
100	Julian Sayin (Ohio St.) vs Western Mich. (09/07/2024) [2-2]
100	Devin Brown (Ohio St.) vs Western Mich. (09/07/2024) [5-5]
100	Demond Williams Jr. (Washington) vs Eastern Mich. (09/07/2024) [3-3]
100	Alberto Mendoza (Indiana) vs Western Ill. (09/06/2024) [1-1]
100	Tayven Jackson (Indiana) vs Western Ill. (09/06/2024) [3-3]
100	Heinrich Haarberg (Nebraska) vs UTEP (08/31/2024) [5-5]
100	Beau Pribula (Penn St.) at West Virginia (08/31/2024) [1-1]
Pass yards/attempt	
34.7	Tayven Jackson (Indiana) vs Western Ill. (09/06/2024) [104-3]
30.5	Julian Sayin (Ohio St.) vs Western Mich. (09/07/2024) [61-2]
Pass yards/catch	
34.7	Tayven Jackson (Indiana) vs Western Ill. (09/06/2024) [104-3]
30.5	Julian Sayin (Ohio St.) vs Western Mich. (09/07/2024) [61-2]
Receiving yards	
224	Tyler Warren (Penn St.) at Southern California (10/12/2024)
194	Nick Marsh (Michigan St.) at Maryland (09/07/2024)
Receptions	
17	Tyler Warren (Penn St.) at Southern California (10/12/2024)
14	Tai Felton (Maryland) vs Villanova (09/21/2024)
Yards per catch	
136	Tyler Warren (Penn St.) at Southern California (10/12/2024) [17-224]
125	Emeka Egbuka (Ohio St.) vs Marshall (09/21/2024) [5-117]
Receiving TDs	
3	Emeka Egbuka (Ohio St.) vs Iowa (10/05/2024)
2	Elijah Sarratt (Indiana) at Michigan St. (11/02/2024)
2	Colston Loveland (Michigan) vs Michigan St. (10/26/2024)
2	Daniel Jackson (Minnesota) vs Maryland (10/26/2024)
2	Elijah Spencer (Minnesota) vs Maryland (10/26/2024)
2	A.J. Henning (Northwestern) vs Indiana (10/05/2024)
2	Trech Kekahuna (Wisconsin) vs Purdue (10/05/2024)
2	Tez Johnson (Oregon) at UCLA (09/28/2024)
2	Ja'Kobi Lane (Southern California) vs Wisconsin (09/28/2024)
2	Denzel Boston (Washington) at Rutgers (09/27/2024)
2	Denzel Boston (Washington) vs Northwestern (09/21/2024)
2	Pat Bryant (Illinois) at Nebraska (09/20/2024)
2	Isaiah Neyor (Nebraska) vs Illinois (09/20/2024)
2	Ke'Shawn Williams (Indiana) at UCLA (09/14/2024)
2	Pat Bryant (Illinois) vs Central Mich. (09/14/2024)
2	Denzel Boston (Washington) vs Eastern Mich. (09/07/2024)
2	Tez Johnson (Oregon) vs Idaho (08/31/2024)
2	Jeremiah Smith (Ohio St.) vs Akron (08/31/2024)
2	Tai Felton (Maryland) vs UConn (08/31/2024)
2	Harrison Wallace III (Penn St.) at West Virginia (08/31/2024)
2	Reece Vander Zee (Iowa) vs Illinois St. (08/31/2024)



**2024-25 Big Ten Football
Conference Individual Game Highs
All games**

2	Pat Bryant (Illinois) vs Eastern Ill. (08/29/2024)
Longest reception	
77	Nick Marsh (Michigan St.) at Maryland (09/07/2024)
75	Tai Felton (Maryland) vs UConn (08/31/2024)
Field goal attempts	
7	Jonathan Kim (Michigan St.) vs Iowa (10/19/2024)
4	Dragan Kesich (Minnesota) at Illinois (11/02/2024)
4	Ryan Barker (Penn St.) at Southern California (10/12/2024)
4	Michael Lantz (Southern California) vs Penn St. (10/12/2024)
4	Drew Stevens (Iowa) vs Washington (10/12/2024)
4	Grady Gross (Washington) vs Michigan (10/05/2024)
4	Grady Gross (Washington) at Rutgers (09/27/2024)
4	Jonathan Kim (Michigan St.) at Boston College (09/21/2024)
4	Grady Gross (Washington) vs Washington St. (N) (09/14/2024)
Field goals made	
6	Jonathan Kim (Michigan St.) vs Iowa (10/19/2024)
4	Dragan Kesich (Minnesota) at Illinois (11/02/2024)
4	Ryan Barker (Penn St.) at Southern California (10/12/2024)
4	Drew Stevens (Iowa) vs Washington (10/12/2024)
4	Jonathan Kim (Michigan St.) at Boston College (09/21/2024)
4	Grady Gross (Washington) vs Washington St. (N) (09/14/2024)
Longest field goal	
59	Ethan Moczulski (Illinois) vs Central Mich. (09/14/2024)
55	Jonathan Kim (Michigan St.) vs Iowa (10/19/2024)
55	Dominic Zvada (Michigan) vs Fresno St. (08/31/2024)
Field goal pct	
100	Nathanial Vakos (Wisconsin) at Iowa (11/02/2024) [1-1]
100	Grady Gross (Washington) vs Southern California (11/02/2024) [2-2]
100	Atticus Sappington (Oregon) at Michigan (11/02/2024) [1-1]
100	Dominic Zvada (Michigan) vs Oregon (11/02/2024) [1-1]
100	Nicolas Radicic (Indiana) at Michigan St. (11/02/2024) [1-1]
100	Jonathan Kim (Michigan St.) vs Indiana (11/02/2024) [1-1]
100	Mateen Bhaghani (UCLA) at Nebraska (11/02/2024) [2-2]
100	Ryan Barker (Penn St.) vs Ohio St. (11/02/2024) [2-2]
100	Jayden Fielding (Ohio St.) at Penn St. (11/02/2024) [2-2]
100	Spencer Porath (Purdue) vs Northwestern (11/02/2024) [2-2]
100	Luke Akers (Northwestern) at Purdue (11/02/2024) [2-2]
100	Dragan Kesich (Minnesota) at Illinois (11/02/2024) [4-4]
100	David Olano (Illinois) vs Minnesota (11/02/2024) [1-1]
100	Dominic Zvada (Michigan) vs Michigan St. (10/26/2024) [1-1]
100	Nathanial Vakos (Wisconsin) vs Penn St. (10/26/2024) [2-2]
100	Drew Stevens (Iowa) vs Northwestern (10/26/2024) [1-1]
100	Dragan Kesich (Minnesota) vs Maryland (10/26/2024) [2-2]
100	Jack Howes (Maryland) at Minnesota (10/26/2024) [1-1]
100	Andrew Boyle (Oregon) vs Illinois (10/26/2024) [1-1]
100	David Olano (Illinois) at Oregon (10/26/2024) [1-1]
100	Grady Gross (Washington) at Indiana (10/26/2024) [1-1]
100	John Hohl (Nebraska) at Ohio St. (10/26/2024) [3-3]
100	Nicolas Radicic (Indiana) vs Washington (10/26/2024) [1-1]
100	Jai Patel (Rutgers) at Southern California (10/25/2024) [2-2]
100	Jai Patel (Rutgers) vs UCLA (10/19/2024) [2-2]
100	Mateen Bhaghani (UCLA) vs Minnesota (10/12/2024) [1-1]
100	Jayden Fielding (Ohio St.) at Oregon (10/12/2024) [1-1]
100	David Olano (Illinois) vs Purdue (10/12/2024) [3-3]
100	Spencer Porath (Purdue) at Illinois (10/12/2024) [2-2]
100	Ryan Barker (Penn St.) at Southern California (10/12/2024) [4-4]



**2024-25 Big Ten Football
Conference Individual Game Highs
All games**

100	Drew Stevens (Iowa) vs Washington (10/12/2024) [4-4]
100	Luke Akers (Northwestern) at Maryland (10/11/2024) [3-3]
100	Dragan Kesich (Minnesota) vs Southern California (10/05/2024) [1-1]
100	Dominic Zvada (Michigan) at Washington (10/05/2024) [1-1]
100	Nicolas Radicic (Indiana) at Northwestern (10/05/2024) [2-2]
100	Jack Olsen (Northwestern) vs Indiana (10/05/2024) [1-1]
100	Ryan Barker (Penn St.) vs UCLA (10/05/2024) [2-2]
100	Mateen Bhaghani (UCLA) at Penn St. (10/05/2024) [1-1]
100	Spencer Porath (Purdue) at Wisconsin (10/05/2024) [2-2]
100	Nathanial Vakos (Wisconsin) vs Purdue (10/05/2024) [1-1]
100	Jonathan Kim (Michigan St.) at Oregon (10/04/2024) [1-1]
100	Andrew Boyle (Oregon) vs Michigan St. (10/04/2024) [1-1]
100	Atticus Sappington (Oregon) at UCLA (09/28/2024) [2-2]
100	Mateen Bhaghani (UCLA) vs Oregon (09/28/2024) [2-2]
100	Jayden Fielding (Ohio St.) at Michigan St. (09/28/2024) [1-1]
100	Michael Lantz (Southern California) vs Wisconsin (09/28/2024) [1-1]
100	Dominic Zvada (Michigan) vs Minnesota (09/28/2024) [2-2]
100	Jonathan Kim (Michigan St.) at Boston College (09/21/2024) [4-4]
100	Drew Stevens (Iowa) at Minnesota (09/21/2024) [1-1]
100	Jack Olsen (Northwestern) at Washington (09/21/2024) [1-1]
100	Michael Lantz (Southern California) at Michigan (09/21/2024) [1-1]
100	Mateen Bhaghani (UCLA) at LSU (09/21/2024) [1-1]
100	Nicolas Radicic (Indiana) vs Charlotte (09/21/2024) [1-1]
100	Jack Howes (Maryland) vs Villanova (09/21/2024) [1-1]
100	David Olano (Illinois) at Nebraska (09/20/2024) [1-1]
100	Tristan Alvano (Nebraska) vs UNI (09/14/2024) [2-2]
100	Jonathan Kim (Michigan St.) vs Prairie View (09/14/2024) [2-2]
100	Drew Stevens (Iowa) vs Troy (09/14/2024) [1-1]
100	Atticus Sappington (Oregon) at Oregon St. (09/14/2024) [2-2]
100	Grady Gross (Washington) vs Washington St. (N) (09/14/2024) [4-4]
100	Ethan Moczulski (Illinois) vs Central Mich. (09/14/2024) [1-1]
100	Michael Lantz (Southern California) vs Utah St. (09/07/2024) [2-2]
100	Atticus Sappington (Oregon) vs Boise St. (09/07/2024) [1-1]
100	David Olano (Illinois) vs Kansas (09/07/2024) [3-3]
100	Jonathan Kim (Michigan St.) at Maryland (09/07/2024) [2-2]
100	Drew Stevens (Iowa) vs Iowa St. (09/07/2024) [2-2]
100	Nathanial Vakos (Wisconsin) vs South Dakota (09/07/2024) [2-2]
100	Grady Gross (Washington) vs Eastern Mich. (09/07/2024) [1-1]
100	Sander Sahaydak (Penn St.) vs Bowling Green (09/07/2024) [2-2]
100	Dominic Zvada (Michigan) vs Texas (09/07/2024) [2-2]
100	Dominic Zvada (Michigan) vs Fresno St. (08/31/2024) [3-3]
100	Jayden Fielding (Ohio St.) vs Akron (08/31/2024) [1-1]
100	Nicolas Radicic (Indiana) vs FIU (08/31/2024) [1-1]
100	Tristan Alvano (Nebraska) vs UTEP (08/31/2024) [1-1]
100	Mateen Bhaghani (UCLA) at Hawaii (08/31/2024) [3-3]
100	Jack Howes (Maryland) vs UConn (08/31/2024) [3-3]
100	Drew Stevens (Iowa) vs Illinois St. (08/31/2024) [2-2]
100	David Olano (Illinois) vs Eastern Ill. (08/29/2024) [1-1]
100	Jai Patel (Rutgers) vs Howard (08/29/2024) [1-1]
PAT kicks attempted	
11	Nicolas Radicic (Indiana) vs Western Ill. (09/06/2024)
PAT kicks made	
11	Nicolas Radicic (Indiana) vs Western Ill. (09/06/2024)
PAT kicks pct	
100	Drew Stevens (Iowa) vs Wisconsin (11/02/2024) [6-6]
100	Nathanial Vakos (Wisconsin) at Iowa (11/02/2024) [1-1]



2024-25 Big Ten Football
Conference Individual Game Highs
All games

100 Michael Lantz (Southern California) at Washington (11/02/2024) [3-3]
100 Grady Gross (Washington) vs Southern California (11/02/2024) [2-2]
100 Nicolas Radicic (Indiana) at Michigan St. (11/02/2024) [6-6]
100 Jonathan Kim (Michigan St.) vs Indiana (11/02/2024) [1-1]
100 Dominic Zvada (Michigan) vs Oregon (11/02/2024) [2-2]
100 Andrew Boyle (Oregon) at Michigan (11/02/2024) [2-2]
100 Atticus Sappington (Oregon) at Michigan (11/02/2024) [3-3]
100 Mateen Bhaghani (UCLA) at Nebraska (11/02/2024) [3-3]
100 Luke Akers (Northwestern) at Purdue (11/02/2024) [2-2]
100 Spencer Porath (Purdue) vs Northwestern (11/02/2024) [2-2]
100 Jayden Fielding (Ohio St.) at Penn St. (11/02/2024) [2-2]
100 Ryan Barker (Penn St.) vs Ohio St. (11/02/2024) [1-1]
100 David Olano (Illinois) vs Minnesota (11/02/2024) [2-2]
100 Dragan Kesich (Minnesota) at Illinois (11/02/2024) [1-1]
100 Dominic Zvada (Michigan) vs Michigan St. (10/26/2024) [1-1]
100 Jonathan Kim (Michigan St.) at Michigan (10/26/2024) [2-2]
100 Ryan Barker (Penn St.) at Wisconsin (10/26/2024) [4-4]
100 Nathaniel Vakos (Wisconsin) vs Penn St. (10/26/2024) [1-1]
100 Jack Howes (Maryland) at Minnesota (10/26/2024) [2-2]
100 Dragan Kesich (Minnesota) vs Maryland (10/26/2024) [6-6]
100 Drew Stevens (Iowa) vs Northwestern (10/26/2024) [5-5]
100 Luke Akers (Northwestern) at Iowa (10/26/2024) [2-2]
100 Andrew Boyle (Oregon) vs Illinois (10/26/2024) [1-1]
100 Atticus Sappington (Oregon) vs Illinois (10/26/2024) [4-4]
100 Nicolas Radicic (Indiana) vs Washington (10/26/2024) [4-4]
100 Grady Gross (Washington) at Indiana (10/26/2024) [2-2]
100 Jayden Fielding (Ohio St.) vs Nebraska (10/26/2024) [3-3]
100 Michael Lantz (Southern California) vs Rutgers (10/25/2024) [6-6]
100 Drew Stevens (Iowa) at Michigan St. (10/19/2024) [2-2]
100 Jonathan Kim (Michigan St.) vs Iowa (10/19/2024) [2-2]
100 Jack Howes (Maryland) vs Southern California (10/19/2024) [3-3]
100 Michael Lantz (Southern California) at Maryland (10/19/2024) [4-4]
100 David Olano (Illinois) vs Michigan (10/19/2024) [1-1]
100 Dominic Zvada (Michigan) at Illinois (10/19/2024) [1-1]
100 Nicolas Radicic (Indiana) vs Nebraska (10/19/2024) [8-8]
100 John Hohl (Nebraska) at Indiana (10/19/2024) [1-1]
100 Mateen Bhaghani (UCLA) at Rutgers (10/19/2024) [5-5]
100 Jai Patel (Rutgers) vs UCLA (10/19/2024) [2-2]
100 Nathaniel Vakos (Wisconsin) at Northwestern (10/19/2024) [3-3]
100 Andrew Boyle (Oregon) at Purdue (10/18/2024) [1-1]
100 Atticus Sappington (Oregon) at Purdue (10/18/2024) [4-4]
100 Mateen Bhaghani (UCLA) vs Minnesota (10/12/2024) [2-2]
100 Dragan Kesich (Minnesota) at UCLA (10/12/2024) [3-3]
100 Jayden Fielding (Ohio St.) at Oregon (10/12/2024) [4-4]
100 Andrew Boyle (Oregon) vs Ohio St. (10/12/2024) [1-1]
100 Atticus Sappington (Oregon) vs Ohio St. (10/12/2024) [1-1]
100 David Olano (Illinois) vs Purdue (10/12/2024) [5-5]
100 Spencer Porath (Purdue) at Illinois (10/12/2024) [3-3]
100 Ryan Barker (Penn St.) at Southern California (10/12/2024) [3-3]
100 Michael Lantz (Southern California) vs Penn St. (10/12/2024) [3-3]
100 Jai Patel (Rutgers) vs Wisconsin (10/12/2024) [1-1]
100 Nathaniel Vakos (Wisconsin) at Rutgers (10/12/2024) [6-6]
100 Drew Stevens (Iowa) vs Washington (10/12/2024) [4-4]
100 Grady Gross (Washington) at Iowa (10/12/2024) [1-1]
100 Jack Howes (Maryland) vs Northwestern (10/11/2024) [1-1]
100 Luke Akers (Northwestern) at Maryland (10/11/2024) [4-4]
100 Dragan Kesich (Minnesota) vs Southern California (10/05/2024) [3-3]



2024-25 Big Ten Football
Conference Individual Game Highs
All games

100 Michael Lantz (Southern California) at Minnesota (10/05/2024) [2-2]
100 Dominic Zvada (Michigan) at Washington (10/05/2024) [2-2]
100 Grady Gross (Washington) vs Michigan (10/05/2024) [3-3]
100 Drew Stevens (Iowa) at Ohio St. (10/05/2024) [1-1]
100 Jayden Fielding (Ohio St.) vs Iowa (10/05/2024) [5-5]
100 John Hohl (Nebraska) vs Rutgers (10/05/2024) [2-2]
100 Jai Patel (Rutgers) at Nebraska (10/05/2024) [1-1]
100 Nicolas Radicic (Indiana) at Northwestern (10/05/2024) [5-5]
100 Jack Olsen (Northwestern) vs Indiana (10/05/2024) [3-3]
100 Ryan Barker (Penn St.) vs UCLA (10/05/2024) [3-3]
100 Nathaniel Vakos (Wisconsin) vs Purdue (10/05/2024) [7-7]
100 Jonathan Kim (Michigan St.) at Oregon (10/04/2024) [1-1]
100 Andrew Boyle (Oregon) vs Michigan St. (10/04/2024) [1-1]
100 Atticus Sappington (Oregon) vs Michigan St. (10/04/2024) [3-3]
100 Mateen Bhaghani (UCLA) vs Oregon (09/28/2024) [1-1]
100 David Olano (Illinois) at Penn St. (09/28/2024) [1-1]
100 Sander Sahaydak (Penn St.) vs Illinois (09/28/2024) [2-2]
100 Ryan Barker (Penn St.) vs Illinois (09/28/2024) [1-1]
100 Jonathan Kim (Michigan St.) vs Ohio St. (09/28/2024) [1-1]
100 Jayden Fielding (Ohio St.) at Michigan St. (09/28/2024) [5-5]
100 Michael Lantz (Southern California) vs Wisconsin (09/28/2024) [5-5]
100 Nathaniel Vakos (Wisconsin) at Southern California (09/28/2024) [3-3]
100 Nicolas Radicic (Indiana) vs Maryland (09/28/2024) [6-6]
100 Jack Howes (Maryland) at Indiana (09/28/2024) [4-4]
100 John Hohl (Nebraska) at Purdue (09/28/2024) [4-4]
100 Spencer Porath (Purdue) vs Nebraska (09/28/2024) [1-1]
100 Dominic Zvada (Michigan) vs Minnesota (09/28/2024) [3-3]
100 Dragan Kesich (Minnesota) at Michigan (09/28/2024) [3-3]
100 Jai Patel (Rutgers) vs Washington (09/27/2024) [3-3]
100 Grady Gross (Washington) at Rutgers (09/27/2024) [1-1]
100 Jonathan Kim (Michigan St.) at Boston College (09/21/2024) [1-1]
100 Drew Stevens (Iowa) at Minnesota (09/21/2024) [4-4]
100 Dragan Kesich (Minnesota) vs Iowa (09/21/2024) [2-2]
100 Spencer Porath (Purdue) at Oregon St. (09/21/2024) [3-3]
100 Grady Gross (Washington) vs Northwestern (09/21/2024) [3-3]
100 Jai Patel (Rutgers) at Virginia Tech (09/21/2024) [3-3]
100 Michael Lantz (Southern California) at Michigan (09/21/2024) [3-3]
100 Sander Sahaydak (Penn St.) vs Kent St. (09/21/2024) [7-7]
100 Ryan Barker (Penn St.) vs Kent St. (09/21/2024) [1-1]
100 Mateen Bhaghani (UCLA) at LSU (09/21/2024) [2-2]
100 Nicolas Radicic (Indiana) vs Charlotte (09/21/2024) [7-7]
100 Austin Snyder (Ohio St.) vs Marshall (09/21/2024) [2-2]
100 Jayden Fielding (Ohio St.) vs Marshall (09/21/2024) [5-5]
100 Jack Howes (Maryland) vs Villanova (09/21/2024) [5-5]
100 David Olano (Illinois) at Nebraska (09/20/2024) [4-4]
100 John Hohl (Nebraska) vs Illinois (09/20/2024) [3-3]
100 Jack Howes (Maryland) at Virginia (09/14/2024) [3-3]
100 Jack Olsen (Northwestern) vs Eastern Ill. (09/14/2024) [4-4]
100 Tristan Alvano (Nebraska) vs UNI (09/14/2024) [3-3]
100 John Hohl (Nebraska) vs UNI (09/14/2024) [1-1]
100 Mateen Bhaghani (UCLA) vs Indiana (09/14/2024) [1-1]
100 Nicolas Radicic (Indiana) at UCLA (09/14/2024) [6-6]
100 Spencer Porath (Purdue) vs Notre Dame (09/14/2024) [1-1]
100 Tarik Ahmetbasic (Michigan St.) vs Prairie View (09/14/2024) [1-1]
100 Drew Stevens (Iowa) vs Troy (09/14/2024) [5-5]
100 Dragan Kesich (Minnesota) vs Nevada (09/14/2024) [3-3]
100 Atticus Sappington (Oregon) at Oregon St. (09/14/2024) [5-5]



**2024-25 Big Ten Football
Conference Individual Game Highs
All games**

100	Grady Gross (Washington) vs Washington St. (N) (09/14/2024) [1-1]
100	Dominic Zvada (Michigan) vs Arkansas St. (09/14/2024) [4-4]
100	David Olano (Illinois) vs Central Mich. (09/14/2024) [3-3]
100	Nathanial Vakos (Wisconsin) vs Alabama (09/14/2024) [1-1]
100	Michael Lantz (Southern California) vs Utah St. (09/07/2024) [6-6]
100	Austin Snyder (Ohio St.) vs Western Mich. (09/07/2024) [1-1]
100	Jayden Fielding (Ohio St.) vs Western Mich. (09/07/2024) [7-7]
100	Tristan Alvano (Nebraska) vs Colorado (09/07/2024) [4-4]
100	David Olano (Illinois) vs Kansas (09/07/2024) [2-2]
100	Jack Howes (Maryland) vs Michigan St. (09/07/2024) [3-3]
100	Jonathan Kim (Michigan St.) at Maryland (09/07/2024) [3-3]
100	Drew Stevens (Iowa) vs Iowa St. (09/07/2024) [1-1]
100	Nathanial Vakos (Wisconsin) vs South Dakota (09/07/2024) [3-3]
100	Grady Gross (Washington) vs Eastern Mich. (09/07/2024) [3-3]
100	Jai Patel (Rutgers) vs Akron (09/07/2024) [7-7]
100	Sander Sahaydak (Penn St.) vs Bowling Green (09/07/2024) [4-4]
100	Dragan Kesich (Minnesota) vs Rhode Island (09/07/2024) [6-6]
100	Jack Olsen (Northwestern) vs Duke (09/06/2024) [2-2]
100	Nicolas Radicic (Indiana) vs Western Ill. (09/06/2024) [11-11]
100	Michael Lantz (Southern California) vs LSU (N) (09/01/2024) [3-3]
100	Grady Gross (Washington) vs Weber St. (08/31/2024) [5-5]
100	Dominic Zvada (Michigan) vs Fresno St. (08/31/2024) [3-3]
100	Atticus Sappington (Oregon) vs Idaho (08/31/2024) [3-3]
100	Nicolas Radicic (Indiana) vs FIU (08/31/2024) [4-4]
100	Jayden Fielding (Ohio St.) vs Akron (08/31/2024) [7-7]
100	Jack Olsen (Northwestern) vs Miami (OH) (08/31/2024) [1-1]
100	Tristan Alvano (Nebraska) vs UTEP (08/31/2024) [5-5]
100	Blake Glessner (UCLA) at Hawaii (08/31/2024) [1-1]
100	Spencer Porath (Purdue) vs Indiana St. (08/31/2024) [7-7]
100	Gavin Marshall (Maryland) vs UConn (08/31/2024) [1-1]
100	Sander Sahaydak (Penn St.) at West Virginia (08/31/2024) [4-4]
100	Drew Stevens (Iowa) vs Illinois St. (08/31/2024) [4-4]
100	Nathanial Vakos (Wisconsin) vs Western Mich. (08/30/2024) [2-2]
100	Jonathan Kim (Michigan St.) vs Fla. Atlantic (08/30/2024) [2-2]
100	Dragan Kesich (Minnesota) vs North Carolina (08/29/2024) [2-2]
100	David Olano (Illinois) vs Eastern Ill. (08/29/2024) [6-6]
100	Jai Patel (Rutgers) vs Howard (08/29/2024) [5-5]

Punts

10	Keelan Crimmins (Purdue) vs Notre Dame (09/14/2024)
9	Jakob Anderson (Rutgers) vs Wisconsin (10/12/2024)
9	Rhys Dakin (Iowa) vs Iowa St. (09/07/2024)

Yards punted

428	Keelan Crimmins (Purdue) vs Notre Dame (09/14/2024) [10-428]
377	Jakob Anderson (Rutgers) vs Wisconsin (10/12/2024) [9-377]

Longest punt

74	Atticus Bertrams (Wisconsin) at Southern California (09/28/2024)
----	--

Punting avg

57	Rhys Dakin (Iowa) vs Washington (10/12/2024) [114-2]
----	--

Punt returns

5	Kaden Wetjen (Iowa) vs Illinois St. (08/31/2024)
4	Kaden Wetjen (Iowa) vs Northwestern (10/26/2024)
4	Denzel Boston (Washington) vs Northwestern (09/21/2024)
4	Brandon Inniss (Ohio St.) vs Western Mich. (09/07/2024)
4	Brandon Inniss (Ohio St.) vs Akron (08/31/2024)
4	Mac Resetich (Illinois) vs Eastern Ill. (08/29/2024)

Punt return yards



**2024-25 Big Ten Football
Conference Individual Game Highs
All games**

111	Kaden Wetjen (Iowa) vs Northwestern (10/26/2024)
109	Tez Johnson (Oregon) vs Boise St. (09/07/2024)
Longest punt return	
85	Kaden Wetjen (Iowa) vs Northwestern (10/26/2024)
85	Tez Johnson (Oregon) vs Boise St. (09/07/2024)
Punt return avg	
54.5	Tez Johnson (Oregon) vs Boise St. (09/07/2024) [109-2]
41	Koi Perich (Minnesota) at Michigan (09/28/2024) [82-2]
Kick returns	
5	Kaden Wetjen (Iowa) at Michigan St. (10/19/2024)
Kick return yards	
150	Joseph Himon II (Northwestern) at Washington (09/21/2024)
145	Kaden Wetjen (Iowa) at Michigan St. (10/19/2024)
Kick return avg	
60	Noah Whittington (Oregon) vs Boise St. (09/07/2024) [120-2]
50	Keith Reynolds (Washington) vs Southern California (11/02/2024) [50-1]
50	Joseph Himon II (Northwestern) at Washington (09/21/2024) [150-3]
Longest kick return	
100	Noah Whittington (Oregon) vs Boise St. (09/07/2024)
96	Joseph Himon II (Northwestern) at Washington (09/21/2024)
Kick return TDs	
1	Jayden Limar (Oregon) vs Boise St. (09/07/2024)
Combined PR/KR yards	
176	Kaden Wetjen (Iowa) vs Northwestern (10/26/2024) [111pr,65kr]
150	Joseph Himon II (Northwestern) at Washington (09/21/2024) [0pr,150kr]
Interceptions	
2	Carson Bruener (Washington) vs Southern California (11/02/2024)
2	Amare Ferrell (Indiana) at Michigan St. (11/02/2024)
2	D'Angelo Ponds (Indiana) vs Washington (10/26/2024)
2	Koi Perich (Minnesota) at UCLA (10/12/2024)
2	Kyndrich Breedlove (Purdue) at Wisconsin (10/05/2024)
2	Kerry Brown (Minnesota) vs Nevada (09/14/2024)
2	Xavier Scott (Illinois) vs Kansas (09/07/2024)
Interception return yds	
100	Charles Brantley (Michigan St.) vs Prairie View (09/14/2024)
96	Bryan Addison (UCLA) vs Oregon (09/28/2024)
Interception return avg	
100	Charles Brantley (Michigan St.) vs Prairie View (09/14/2024) [100-1]
96	Bryan Addison (UCLA) vs Oregon (09/28/2024) [96-1]
Longest interception rtn	
100	Charles Brantley (Michigan St.) vs Prairie View (09/14/2024)
96	Bryan Addison (UCLA) vs Oregon (09/28/2024)
All-purpose yards	
256	Makai Lemon (Southern California) vs Rutgers (10/25/2024)
228	Tyler Warren (Penn St.) at Southern California (10/12/2024)
Tackles	
16	Christian Alliegro (Wisconsin) at Iowa (11/02/2024) [7-9]
16	Kydran Jenkins (Purdue) at Oregon St. (09/21/2024) [8-8]
Sacks	
3	Aaron Graves (Iowa) vs Illinois St. (08/31/2024) [0-3]
2.5	Mikail Kamara (Indiana) at Michigan St. (11/02/2024) [1-2]
2.5	Gabe Jacas (Illinois) vs Michigan (10/19/2024) [1-2]
2.5	Jordan Burch (Oregon) vs Michigan St. (10/04/2024) [1-2]
2.5	Zach Durfee (Washington) vs Eastern Mich. (09/07/2024) [1-2]



**2024-25 Big Ten Football
Conference Individual Game Highs
All games**

Tackles for loss

- 4.5 Mikail Kamara (Indiana) at Michigan St. (11/02/2024) [3-3]
- 4.5 Carson Schwesinger (UCLA) vs Minnesota (10/12/2024) [4-1]



**2024-25 Big Ten Football
Conference Individual Game Highs
All games**

200-Yard Rushing Performances	
208	Kyle Monangai (Rutgers) vs Akron (09/07/2024)
206	Kaleb Johnson (Iowa) at Minnesota (09/21/2024)
100-Yard Rushing Performances	
208	Kyle Monangai (Rutgers) vs Akron (09/07/2024)
206	Kaleb Johnson (Iowa) at Minnesota (09/21/2024)
198	Tawee Walker (Wisconsin) at Rutgers (10/12/2024)
187	Kaleb Johnson (Iowa) vs Iowa St. (09/07/2024)
173	Quinshon Judkins (Ohio St.) vs Marshall (09/21/2024)
173	Kaleb Johnson (Iowa) vs Troy (09/14/2024)
168	Devin Mockobee (Purdue) at Oregon St. (09/21/2024)
166	Kaleb Johnson (Iowa) vs Washington (10/12/2024)
166	Jordan James (Oregon) vs Michigan St. (10/04/2024)
165	Kyle Monangai (Rutgers) vs Howard (08/29/2024)
159	Kalel Mullings (Michigan) vs Southern California (09/21/2024)
153	Kalel Mullings (Michigan) vs Arkansas St. (09/14/2024)
148	Jonah Coleman (Washington) at Rutgers (09/27/2024)
144	Darius Taylor (Minnesota) vs Southern California (10/05/2024)
135	Kaleb Johnson (Iowa) vs Wisconsin (11/02/2024)
134	Woody Marks (Southern California) at Minnesota (10/05/2024)
132	Kyle Monangai (Rutgers) vs Washington (09/27/2024)
131	Darius Taylor (Minnesota) at Illinois (11/02/2024)
127	Jonah Coleman (Washington) vs Weber St. (08/31/2024)
126	Tawee Walker (Wisconsin) at Northwestern (10/19/2024)
124	Darius Taylor (Minnesota) vs Nevada (09/14/2024)
123	Woody Marks (Southern California) at Washington (11/02/2024)
123	Justice Ellison (Indiana) vs Washington (10/26/2024)
119	Nicholas Singleton (Penn St.) vs Bowling Green (09/07/2024)
119	Kaleb Johnson (Iowa) vs Illinois St. (08/31/2024)
118	Nate Carter (Michigan St.) at Michigan (10/26/2024)
118	Ryan Browne (Purdue) at Illinois (10/12/2024)
117	Jordan James (Oregon) at Michigan (11/02/2024)
117	Roman Hemby (Maryland) at Indiana (09/28/2024)
117	Justice Ellison (Indiana) vs Western Ill. (09/06/2024)
115	Jordan James (Oregon) vs Ohio St. (10/12/2024)
114	Nicholas Singleton (Penn St.) at West Virginia (08/31/2024)
111	Woody Marks (Southern California) vs Penn St. (10/12/2024)
111	Kalel Mullings (Michigan) vs Minnesota (09/28/2024)
109	Kaleb Johnson (Iowa) vs Northwestern (10/26/2024)
108	Quinshon Judkins (Ohio St.) vs Western Mich. (09/07/2024)
108	Kaden Feagin (Illinois) vs Eastern Ill. (08/29/2024)
106	Kyle Monangai (Rutgers) vs UCLA (10/19/2024)
105	Justice Ellison (Indiana) vs Nebraska (10/19/2024)
104	Jonah Coleman (Washington) vs Southern California (11/02/2024)
104	Jonah Coleman (Washington) at Indiana (10/26/2024)
104	Jonah Coleman (Washington) vs Eastern Mich. (09/07/2024)
103	Jordan James (Oregon) at UCLA (09/28/2024)
103	Woody Marks (Southern California) vs Utah St. (09/07/2024)
102	Devin Mockobee (Purdue) at Illinois (10/12/2024)
102	Kaytron Allen (Penn St.) vs Illinois (09/28/2024)
102	Jordan James (Oregon) vs Boise St. (09/07/2024)
101	Kaytron Allen (Penn St.) vs Bowling Green (09/07/2024)
101	Kay'Ron Lynch-Adams (Michigan St.) vs Fla. Atlantic (08/30/2024)
100	Woody Marks (Southern California) at Michigan (09/21/2024)
Number of 100-Yard Rushing Performances	
7	Kaleb Johnson, Iowa



**2024-25 Big Ten Football
Conference Individual Game Highs
All games**

- 5 Jordan James, Oregon
- 5 Jonah Coleman, Washington
- 5 Woody Marks, Southern California
- 4 Kyle Monangai, Rutgers
- 3 Kael Mullings, Michigan
- 3 Darius Taylor, Minnesota
- 3 Justice Ellison, Indiana
- 2 Tawee Walker, Wisconsin
- 2 Quinshon Judkins, Ohio St.
- 2 Devin Mockobee, Purdue
- 2 Nicholas Singleton, Penn St.
- 2 Kaytron Allen, Penn St.
- 1 Nate Carter, Michigan St.
- 1 Ryan Browne, Purdue
- 1 Roman Hemby, Maryland
- 1 Kaden Feagin, Illinois
- 1 Kay'Ron Lynch-Adams, Michigan St.

500-Yard Passing Performances

400-Yard Passing Performances

300-Yard Passing Performances

- 391 Drew Allar (Penn St.) at Southern California (10/12/2024)
- 383 Ethan Garbers (UCLA) at Rutgers (10/19/2024)
- 380 Kurtis Rourke (Indiana) at Northwestern (10/05/2024)
- 380 Dillon Gabriel (Oregon) vs Idaho (08/31/2024)
- 379 Luke Altmeyer (Illinois) vs Purdue (10/12/2024)
- 378 Miller Moss (Southern California) vs LSU (N) (09/01/2024)
- 373 Billy Edwards Jr. (Maryland) vs Southern California (10/19/2024)
- 363 Aidan Chiles (Michigan St.) at Maryland (09/07/2024)
- 359 Braedyn Locke (Wisconsin) vs Purdue (10/05/2024)
- 359 Kurtis Rourke (Indiana) vs Maryland (09/28/2024)
- 341 Dillon Gabriel (Oregon) vs Ohio St. (10/12/2024)
- 336 Miller Moss (Southern California) at Maryland (10/19/2024)
- 328 Billy Edwards Jr. (Maryland) vs Villanova (09/21/2024)
- 326 Will Howard (Ohio St.) at Oregon (10/12/2024)
- 320 Max Brosmer (Minnesota) vs Maryland (10/26/2024)
- 314 Will Rogers (Washington) vs Washington St. (N) (09/14/2024)
- 313 Athan Kaliakmanis (Rutgers) at Southern California (10/25/2024)
- 311 Billy Edwards Jr. (Maryland) vs UConn (08/31/2024)
- 309 Drew Allar (Penn St.) vs Kent St. (09/21/2024)
- 308 Miller Moss (Southern California) vs Rutgers (10/25/2024)
- 308 Miller Moss (Southern California) vs Wisconsin (09/28/2024)
- 307 Kurtis Rourke (Indiana) at UCLA (09/14/2024)
- 306 Will Rogers (Washington) at Rutgers (09/27/2024)

Number of 300-Yard Passing Performances

- 4 Miller Moss, Southern California
- 3 Kurtis Rourke, Indiana
- 3 Billy Edwards Jr., Maryland
- 2 Drew Allar, Penn St.
- 2 Dillon Gabriel, Oregon
- 2 Will Rogers, Washington
- 1 Ethan Garbers, UCLA
- 1 Luke Altmeyer, Illinois
- 1 Aidan Chiles, Michigan St.
- 1 Braedyn Locke, Wisconsin
- 1 Will Howard, Ohio St.
- 1 Max Brosmer, Minnesota



**2024-25 Big Ten Football
Conference Individual Game Highs
All games**

1	Athan Kaliakmanis, Rutgers
200-Yard Receiving Performances	
224	Tyler Warren (Penn St.) at Southern California (10/12/2024)
100-Yard Receiving Performances	
224	Tyler Warren (Penn St.) at Southern California (10/12/2024)
194	Nick Marsh (Michigan St.) at Maryland (09/07/2024)
178	Tai Felton (Maryland) vs UConn (08/31/2024)
162	Giles Jackson (Washington) vs Washington St. (N) (09/14/2024)
157	Tai Felton (Maryland) vs Villanova (09/21/2024)
152	Tai Felton (Maryland) vs Michigan St. (09/07/2024)
149	Traeshon Holden (Oregon) at Michigan (11/02/2024)
149	Evan Stewart (Oregon) vs Ohio St. (10/12/2024)
146	Tyler Warren (Penn St.) vs Bowling Green (09/07/2024)
137	Elijah Sarratt (Indiana) vs Western Ill. (09/06/2024)
135	Elijah Sarratt (Indiana) at Northwestern (10/05/2024)
134	Makai Lemon (Southern California) vs Rutgers (10/25/2024)
134	Trech Kekahuna (Wisconsin) vs Purdue (10/05/2024)
133	Max Klare (Purdue) at Illinois (10/12/2024)
131	Dymere Miller (Rutgers) at Southern California (10/25/2024)
131	Omar Cooper Jr. (Indiana) vs Western Ill. (09/06/2024)
128	Bryce Kirtz (Northwestern) vs Indiana (10/05/2024)
128	Elijah Sarratt (Indiana) vs Maryland (09/28/2024)
125	Denzel Boston (Washington) at Rutgers (09/27/2024)
123	Bryce Kirtz (Northwestern) at Maryland (10/11/2024)
121	Tez Johnson (Oregon) at UCLA (09/28/2024)
121	Denzel Boston (Washington) vs Northwestern (09/21/2024)
121	Isaiah Neyor (Nebraska) vs UTEP (08/31/2024)
119	Jeremiah Smith (Ohio St.) vs Western Mich. (09/07/2024)
117	Daniel Jackson (Minnesota) vs Maryland (10/26/2024)
117	Emeka Egbuka (Ohio St.) vs Marshall (09/21/2024)
117	Tai Felton (Maryland) at Virginia (09/14/2024)
117	A.J. Henning (Northwestern) vs Eastern Ill. (09/14/2024)
117	Harrison Wallace III (Penn St.) at West Virginia (08/31/2024)
116	Omari Evans (Penn St.) vs Kent St. (09/21/2024)
114	Keegan Jones (UCLA) at Rutgers (10/19/2024)
113	Nick Marsh (Michigan St.) vs Iowa (10/19/2024)
112	Colston Loveland (Michigan) vs Oregon (11/02/2024)
112	Daniel Jackson (Minnesota) vs Iowa (09/21/2024)
112	Evan Stewart (Oregon) vs Boise St. (09/07/2024)
111	Kaden Prather (Maryland) vs Southern California (10/19/2024)
110	Ian Strong (Rutgers) at Virginia Tech (09/21/2024)
110	Tez Johnson (Oregon) at Oregon St. (09/14/2024)
107	J.Michael Sturdivant (UCLA) vs Minnesota (10/12/2024)
107	Liam Clifford (Penn St.) vs UCLA (10/05/2024)
105	Ja'Kobi Lane (Southern California) vs Wisconsin (09/28/2024)
104	Tai Felton (Maryland) at Minnesota (10/26/2024)
104	Moliki Matavao (UCLA) at Rutgers (10/19/2024)
104	Pat Bryant (Illinois) vs Purdue (10/12/2024)
102	Zachariah Branch (Southern California) at Washington (11/02/2024)
102	Tez Johnson (Oregon) vs Illinois (10/26/2024)
102	Carnell Tate (Ohio St.) vs Nebraska (10/26/2024)
102	Pat Bryant (Illinois) vs Central Mich. (09/14/2024)
102	Rico Flores Jr. (UCLA) at Hawaii (08/31/2024)
100	Montorie Foster Jr. (Michigan St.) vs Iowa (10/19/2024)
100	Jeremiah Smith (Ohio St.) at Oregon (10/12/2024)
Number of 100-Yard Receiving Performances	



2024-25 Big Ten Football
Conference Individual Game Highs
All games

- 5 Tai Felton, Maryland
- 3 Elijah Sarratt, Indiana
- 3 Tez Johnson, Oregon
- 2 Tyler Warren, Penn St.
- 2 Nick Marsh, Michigan St.
- 2 Evan Stewart, Oregon
- 2 Bryce Kirtz, Northwestern
- 2 Denzel Boston, Washington
- 2 Jeremiah Smith, Ohio St.
- 2 Daniel Jackson, Minnesota
- 2 Pat Bryant, Illinois
- 1 Giles Jackson, Washington
- 1 Traeshon Holden, Oregon
- 1 Makai Lemon, Southern California
- 1 Trech Kekahuna, Wisconsin
- 1 Max Klare, Purdue
- 1 Dymere Miller, Rutgers
- 1 Omar Cooper Jr., Indiana
- 1 Isaiah Neyor, Nebraska
- 1 Emeka Egbuka, Ohio St.
- 1 A.J. Henning, Northwestern
- 1 Harrison Wallace III, Penn St.
- 1 Omari Evans, Penn St.
- 1 Keegan Jones, UCLA
- 1 Colston Loveland, Michigan
- 1 Kaden Prather, Maryland
- 1 Ian Strong, Rutgers
- 1 J.Michael Sturdivant, UCLA
- 1 Liam Clifford, Penn St.
- 1 Ja'Kobi Lane, Southern California
- 1 Moliki Matavao, UCLA
- 1 Zachariah Branch, Southern California
- 1 Carnell Tate, Ohio St.
- 1 Rico Flores Jr., UCLA
- 1 Montorie Foster Jr., Michigan St.



**2024-25 Big Ten Football
Conference Statistical Ranking Comparison
All games**

Team	Offense				Defense			
	Rushing	Passing	Total Off.	Scoring	Rushing	Passing	Total Def.	Scoring
Illinois	11	11	10	8	16	12	16	9
Indiana	2	3	1	1	1	7	3	3
Iowa	1	18	9	4	7	10	8	6
Maryland	17	5	7	9	5	18	12	16
Michigan	7	17	15	14	9	15	13	14
Michigan St.	14	8	12	15	12	8	11	15
Minnesota	15	9	14	6	10	5	4	5
Nebraska	13	7	11	11	6	11	7	8
Northwestern	16	15	17	16	8	17	15	11
Ohio St.	6	6	5	3	2	2	1	1
Oregon	4	1	2	2	11	6	6	4
Penn St.	5	10	6	7	4	3	2	2
Purdue	12	16	16	17	18	13	18	18
Rutgers	8	14	13	13	14	9	14	12
Southern California	10	2	3	5	13	16	17	13
UCLA	18	12	18	18	3	14	9	17
Washington	9	4	4	11	15	1	5	7
Wisconsin	3	13	8	10	17	4	10	10

Team	Kick ret.	Punt ret.	Interceptions	Sacks	TFL	Turnover Mar.
Illinois	15	3	14	2	15	4
Indiana	17	2	1	1	1	2
Iowa	1	1	5	6	14	2
Maryland	14	9	8	16	8	4
Michigan	7	7	8	4	5	14
Michigan St.	13	18	2	14	7	18
Minnesota	8	5	3	8	10	1
Nebraska	6	15	6	3	2	12
Northwestern	2	4	11	10	8	9
Ohio St.	16	8	12	7	3	11
Oregon	10	6	17	5	4	9
Penn St.	9	14	15	9	6	6
Purdue	12	10	18	11	11	14
Rutgers	18	11	13	17	18	6
Southern California	4	17	7	18	13	13
UCLA	11	16	4	15	11	14
Washington	5	12	10	13	16	6
Wisconsin	3	13	16	12	16	14



**2024-25 Big Ten Football
Individual Statistics
All games**

RUSHING (Minimum Games Played Pct. 75%, 10 Rushing Attempts/Game)

#	Player	G	Att.	Yds	Avg.	TD	Lg	Avg/g
1	Johnson, Kaleb - Iowa	9	170	1279	7.52	19	75	142.11
2	Monangai, Kyle - RU	8	172	931	5.41	10	62	116.38
3	James, Jordan - Oregon	9	159	917	5.77	9	41	101.89
4	Coleman, Jonah - UW	9	141	889	6.30	7	64	98.78
5	Marks, Woody - USC	9	155	878	5.66	9	65	97.56
6	Walker, Tawee - Wisc	8	142	676	4.76	10	55	84.50
7	Taylor, Darius - MINN	8	126	644	5.11	8	80	80.50
8	Mullings, Kalel - Mich	9	131	710	5.42	7	63	78.89
9	Judkins, Quinshon - OSU	8	95	615	6.47	6	86	76.88
10	Ellison, Justice - IND	9	111	669	6.03	9	47	74.33

TOTAL OFFENSE (Minimum Games Played Pct. 75%)

#	Player	G	Rush	Pass	Plays	Total	Yds/g
1	Gabriel, Dillon - Oregon	9	120	2665	325	2785	309.44
2	Edwards Jr., Billy - MD	8	71	2314	373	2385	298.13
3	Moss, Miller - USC	9	-18	2555	383	2537	281.89
4	Rourke, Kurtis - IND	8	45	2204	235	2249	281.13
5	Howard, Will - OSU	8	115	1977	258	2092	261.50
6	Garbers, Ethan - UCLA	7	103	1703	266	1806	258.00
7	Rogers, Will - UW	9	-67	2284	309	2217	246.33
8	Allar, Drew - PSU	8	160	1786	228	1946	243.25
9	Altmyer, Luke - Illini	9	148	1893	327	2041	226.78
10	Chiles, Aidan - MSU	9	170	1850	302	2020	224.44

PASSING AVG/GAME (Minimum Games Played Pct. 75%)

#	Player	G	Comp-att-int	Yds	TD	Avg/g
1	Gabriel, Dillon - Oregon	9	214-286-5	2665	19	296.11
2	Edwards Jr., Billy - MD	8	214-313-6	2314	13	289.25
3	Moss, Miller - USC	9	233-362-9	2555	18	283.89
4	Rourke, Kurtis - IND	8	154-210-3	2204	19	275.50
5	Rogers, Will - UW	9	197-277-4	2284	13	253.78
6	Howard, Will - OSU	8	150-205-5	1977	19	247.13
7	Garbers, Ethan - UCLA	7	141-216-9	1703	10	243.29
8	Allar, Drew - PSU	8	129-184-5	1786	12	223.25
9	Brosmer, Max - MINN	9	191-280-4	1989	13	221.00
10	Raiola, Dylan - Nebr	9	176-272-8	1921	10	213.44

SCORING (Minimum Games Played Pct. 75%)

#	Player	G	TD	FG	XPT	2XP	Pts	Pts/g
1	Johnson, Kaleb - Iowa	9	20	0	0	0	120	13.33
2	Radicic, Nicolas - IND	9	0	6	57	0	75	8.33
3	Kesich, Dragan - MINN	9	0	13	29	0	68	7.56
4	Taylor, Darius - MINN	8	10	0	0	0	60	7.50
5	Monangai, Kyle - RU	8	10	0	0	0	60	7.50
6	Walker, Tawee - Wisc	8	10	0	0	0	60	7.50
7	Kim, Jonathan - MSU	9	0	17	16	0	67	7.44
8	Olano, David - Illini	9	0	14	24	0	66	7.33
9	Stevens, Drew - Iowa	9	0	11	32	0	65	7.22
10	Lantz, Michael - USC	9	0	10	35	0	65	7.22

PASS EFFICIENCY (Minimum Games Played Pct. 75%, 15 Total Passes/Game)

#	Player	G	Comp-att-int	Yds	TD	Eff.
1	Rourke, Kurtis - IND	8	154-210-3	2204	19	188.49
2	Howard, Will - OSU	8	150-205-5	1977	19	179.89
3	Gabriel, Dillon - Oregon	9	214-286-5	2665	19	171.52
4	Allar, Drew - PSU	8	129-184-5	1786	12	167.73
5	Rogers, Will - UW	9	197-277-4	2284	13	152.98
6	Altmyer, Luke - Illini	9	157-250-3	1893	16	145.12
7	Brosmer, Max - MINN	9	191-280-4	1989	13	140.35
8	Edwards Jr., Billy - MD	8	214-313-6	2314	13	140.34
9	Garbers, Ethan - UCLA	7	141-216-9	1703	10	138.45
10	Moss, Miller - USC	9	233-362-9	2555	18	135.09

SCORING (TDs) (Minimum Games Played Pct. 75%, 1 Touchdowns)

#	Player	G	Run	Rec	Ret	Pts	Avg/g
1	Johnson, Kaleb - Iowa	9	19	1	0	120	13.33
2	Monangai, Kyle - RU	8	10	0	0	60	7.50
3	Walker, Tawee - Wisc	8	10	0	0	60	7.50
4	Taylor, Darius - MINN	8	8	2	0	60	7.50
5	Smith, Jeremiah - OSU	8	1	8	0	54	6.75
6	Johnson, Tez - Oregon	9	0	8	1	54	6.00
7	Lawton, Ty Son - IND	9	9	0	0	54	6.00
8	Boston, Denzel - UW	9	0	9	0	54	6.00
9	Singleton, Nicholas - PSU	7	3	4	0	42	6.00
10	Ellison, Justice - IND	9	9	0	0	54	6.00

RECEPTIONS/GAME (Minimum Games Played Pct. 75%)

#	Player	G	No.	Yds	TD	Lg	Yds/g	Rec/g
1	Felton, Tai - MD	8	73	907	6	75	113.38	9.13
2	Johnson, Tez - Oregon	9	64	649	8	52	72.11	7.11
3	Warren, Tyler - PSU	8	51	606	4	34	75.75	6.38
4	Jackson, Daniel - MINN	9	56	642	3	39	71.33	6.22
5	Loveland, Colston - Mich	8	49	523	4	36	65.38	6.13
6	Jackson, Giles - UW	9	55	597	2	45	66.33	6.11
7	Boston, Denzel - UW	9	53	682	9	51	75.78	5.89
8	Egbuka, Emeka - OSU	8	46	577	7	68	72.13	5.75
9	Prather, Kaden - MD	8	45	487	3	33	60.88	5.63
10	Taylor, Darius - MINN	8	43	315	2	22	39.38	5.38

SCORING (KICK) (Minimum Games Played Pct. 75%)

#	Player	G	PAT	FG	Pts	Avg/g
1	Radicic, Nicolas - IND	9	57-57	6-6	75	8.33
2	Kesich, Dragan - MINN	9	29-29	13-19	68	7.56
3	Kim, Jonathan - MSU	9	16-17	17-19	67	7.44
4	Olano, David - Illini	9	24-24	14-17	66	7.33
5	Lantz, Michael - USC	9	35-35	10-15	65	7.22
6	Stevens, Drew - Iowa	9	32-32	11-14	65	7.22
7	Gross, Grady - UW	9	21-21	13-20	60	6.67
8	Fielding, Jayden - OSU	8	38-38	5-6	53	6.63
9	Howes, Jack - MD	8	25-26	9-13	52	6.50
10	Bhaghani, Mateen - UCLA	8	14-14	12-14	50	6.25



**2024-25 Big Ten Football
Individual Statistics
All games**

RECEIVE YDS/GAME (Minimum Games Played Pct. 75%)

#	Player	G	No.	Yds	TD	Long	Avg/c	Yds/g
1	Felton, Tai - MD	8	73	907	6	75	12.42	113.38
2	Smith, Jeremiah - OSU	8	39	678	8	70	17.38	84.75
3	Boston, Denzel - UW	9	53	682	9	51	12.87	75.78
4	Warren, Tyler - PSU	8	51	606	4	34	11.88	75.75
5	Egbuka, Emeka - OSU	8	46	577	7	68	12.54	72.13
6	Johnson, Tez - Oregon	9	64	649	8	52	10.14	72.11
7	Sarratt, Elijah - IND	9	37	649	5	71	17.54	72.11
8	Jackson, Daniel - MINN	9	56	642	3	39	11.46	71.33
9	Marsh, Nick - MSU	8	33	553	3	77	16.76	69.13
10	Jackson, Giles - UW	9	55	597	2	45	10.85	66.33

PUNT RETURN AVG (Minimum Games Played Pct. 75%)

#	Player	G	No.	Yds	TD	Long	Avg.
1	Kirtz, Bryce - NU	7	2	36	0	23	18.00
2	Felton, Tai - MD	8	1	17	0	17	17.00
3	Beatty, Hank - Illini	9	10	146	0	37	14.60

KICK RETURN AVG (Minimum Games Played Pct. 75%)

#	Player	G	No.	Yds	TD	Long	Avg.
1	Whittington, Noah - Oregon	9	5	182	0	100	36.40
2	Taylor, Joe - Mich	7	1	29	0	29	29.00
3	Lemon, Makai - USC	8	8	231	0	80	28.88

ALL PURPOSE (Minimum Games Played Pct. 75%)

#	Player	G	Rush	Rcv	PR	KR	Yds	Avg/g
1	Johnson, Caleb - Iowa	9	1279	109	0	0	1388	154.22
2	Marks, Woody - USC	9	878	260	0	0	1138	126.44
3	Coleman, Jonah - UW	9	889	142	0	0	1031	114.56
4	James, Jordan - Oregon	9	917	90	0	0	1007	111.89
5	Monangai, Kyle - RU	8	931	49	0	0	980	122.50
6	Taylor, Darius - MINN	8	644	315	0	0	959	119.88
7	Felton, Tai - MD	8	23	907	17	0	947	118.38
8	Singleton, Nicholas - PSU	7	498	204	0	197	899	128.43
9	Johnson, Tez - Oregon	9	0	649	155	0	804	89.33
10	Mullings, Kalel - Mich	9	710	10	0	74	794	88.22

PUNTING (Minimum Games Played Pct. 75%, 3.6 Punts/Game)

#	Player	G	No.	Yds	Lg	I20	50+	TB	Avg.
1	McFerson, Bryce - MD	8	33	1546	64	16	14	2	46.85
2	Bertrams, Atticus - Wisc	9	39	1786	74	16	12	3	45.79
3	Dakin, Rhys - Iowa	9	45	2041	61	21	13	5	45.36
4	Crimmins, Keelan - Purdue	8	41	1836	64	10	7	2	44.78
5	Crawford, Mark - MINN	9	35	1518	58	11	5	0	43.37
6	Akers, Luke - NU	9	39	1679	58	15	6	1	43.05
7	Anderson, Jakob - RU	8	33	1406	61	11	5	4	42.61
8	Doman, Tommy - Mich	9	40	1663	58	13	7	2	41.58

FIELD GOALS (Minimum Games Played Pct. 75%)

#	Player	G	Made	Att.	Long	Pct.	Avg.
1	Kim, Jonathan - MSU	9	17	19	55	89.47	1.89
2	Olano, David - Illini	9	14	17	50	82.35	1.56
3	Bhaghani, Mateen - UCLA	8	12	14	54	85.71	1.50
4	Kesich, Dragan - MINN	9	13	19	53	68.42	1.44
5	Gross, Grady - UW	9	13	20	45	65.00	1.44
6	Barker, Ryan - PSU	6	8	8	44	100.00	1.33
7	Stevens, Drew - Iowa	9	11	14	51	78.57	1.22
8	Howes, Jack - MD	8	9	13	46	69.23	1.13
9	Lantz, Michael - USC	9	10	15	54	66.67	1.11

FIELD GOAL PCT (Minimum Games Played Pct. 75%)

#	Player	G	Made	Att.	Long	Pct.
1	Barker, Ryan - PSU	6	8	8	44	100.00
2	Radicic, Nicolas - IND	9	6	6	37	100.00
3	Zvada, Dominic - Mich	9	10	11	55	90.91
4	Kim, Jonathan - MSU	9	17	19	55	89.47
5	Bhaghani, Mateen - UCLA	8	12	14	54	85.71
6	Fielding, Jayden - OSU	8	5	6	46	83.33
7	Olano, David - Illini	9	14	17	50	82.35
8	Sappington, Atticus - Oregon	9	9	11	42	81.82
9	Stevens, Drew - Iowa	9	11	14	51	78.57



2024-25 Big Ten Football
Individual Statistics
All games

PAT KICKING PCT (Minimum Games Played Pct. 75%)

#	Player	G	Made	Att.	Pct.
1	Stevens, Drew - Iowa	9	32	32	100.00
2	Vakos, Nathaniel - Wisc	9	27	27	100.00
3	Akers, Luke - NU	9	8	8	100.00
4	Lantz, Michael - USC	9	35	35	100.00
5	Kesich, Dragan - MINN	9	29	29	100.00
6	Fielding, Jayden - OSU	8	38	38	100.00
7	Gross, Grady - UW	9	21	21	100.00
8	Olano, David - Illini	9	24	24	100.00
9	Bhaghani, Mateen - UCLA	8	14	14	100.00



**2024-25 Big Ten Football
Individual Statistics
All games**

TACKLES (All positions) (Minimum Games Played Pct. 75%)

#	Player	G	Pos	Solo	Ast	Total	Avg/g
1	Schwesinger, Carson - UCLA	8	LB	54	31	85	10.63
2	Higgins, Jay - Iowa	9	LB	39	55	94	10.44
3	Fisher, Aiden - IND	9	LB	34	50	84	9.33
4	Djabome, Dariel - RU	8	LB	27	42	69	8.63
5	Mascarenas-Arnold, Easton - USC	9	LB	41	33	74	8.22
6	Thieneman, Dillon - Purdue	8	DB	42	22	64	8.00
7	Bruener, Carson - UW	9	LB	37	30	67	7.44
8	Hausmann, Ernest - Mich	9	LB	40	26	66	7.33
9	Jenkins, Kydran - Purdue	8	LB	35	23	58	7.25
10	Jackson, Nick - Iowa	9	LB	27	37	64	7.11
11	Rosiek, Dylan - Illini	9	LB	26	37	63	7.00
12	Lindenberg, Cody - MINN	9	LB	31	31	62	6.89
13	Uihlein, Mac - NU	9	LB	39	20	59	6.56
14	Cobb, Mason - USC	8	LB	21	31	52	6.50
15	Styles, Sonny - OSU	8	LB	20	32	52	6.50
16	Bailey, Matthew - Illini	9	DB	28	30	58	6.44
17	Reed, Jaylen - PSU	8	S	28	22	50	6.25
18	Simon, Cody - OSU	7	LB	21	22	43	6.14
19	Mueller, Xander - NU	7	LB	23	20	43	6.14
20	Baranowski, Maverick - MINN	7	LB	13	29	42	6.00
21	Boettcher, Bryce - Oregon	9	LB	28	25	53	5.89
22	Barham, Jaishawn - Mich	9	LB	32	21	53	5.89
23	Gifford, Isaac - Nebr	9	DB	23	30	53	5.89
24	Wheatley, Zakee - PSU	8	S	32	15	47	5.88
25	Smith, Jaylin - USC	7	CB	26	15	41	5.86
26	Thomas, Jaheim - Wisc	9	LB	24	28	52	5.78
27	Walker, Jailin - IND	9	LB	26	26	52	5.78
28	Jacas, Gabe - Illini	9	LB	29	23	52	5.78
29	Medrano, Kain - UCLA	8	LB	32	14	46	5.75
30	Wohler, Hunter - Wisc	9	S	34	17	51	5.67
31	Asbury II, Shawn - IND	9	DB	21	30	51	5.67
32	Turner, Jordan - MSU	9	LB	27	24	51	5.67
33	Igbinosun, Desmond - RU	8	DB	21	24	45	5.63
34	Tuputala, Alphonzo - UW	9	LB	30	20	50	5.56
35	Singleton, DeShon - Nebr	9	DB	35	15	50	5.56
36	Bullock, John - Nebr	9	LB	23	26	49	5.44
37	Karlaftis, Yanni - Purdue	8	LB	26	17	43	5.38
38	Brown, Kerry - MINN	8	DB	22	21	43	5.38
39	Stevens, Antonio - Purdue	6	DB	18	14	32	5.33
40	Ramsey, Kamari - USC	7	S	27	10	37	5.29
41	Ransom, Lathan - OSU	7	S	21	15	36	5.14
42	Dixon, Flip - RU	7	DB	19	17	36	5.14
43	King, Kobe - PSU	8	LB	23	18	41	5.13
44	Scott, Miles - Illini	9	DB	28	17	45	5.00
45	Loyal, Shaquan - RU	8	DB	24	16	40	5.00
46	Ponds, D'Angelo - IND	9	CB	29	15	44	4.89
47	Spencer, Malik - MSU	9	S	28	16	44	4.89
48	Johnson, Theran - NU	9	DB	34	10	44	4.89
49	Johnson, Tysheem - Oregon	9	DB	21	23	44	4.89
50	Chaney, Jake - Wisc	9	LB	21	23	44	4.89

SACKS (Minimum Games Played Pct. 75%)

#	Player	G	Pos	Solo	Ast	Total	Avg/g
1	Kamara, Mikail - IND	9	DL	9	1	9.5	1.06
2	Uiagalelei, Matayo - Oregon	9	DE	7	1	7.5	0.83
3	Stewart, Josaiah - Mich	8	DE	6	1	6.5	0.81
4	Carter, Abdul - PSU	8	LB	6	0	6	0.75
5	Jacas, Gabe - Illini	9	LB	6	1	6.5	0.72
6	Jenkins, Kydran - Purdue	8	LB	4	3	5.5	0.69
7	Heldt, Will - Purdue	8	DE	4	2	5	0.63
8	Tuimoloau, JT - OSU	8	DL	3	3	4.5	0.56
9	Robinson, Ty - Nebr	9	DL	5	0	5	0.56
10	Graves, Aaron - Iowa	9	DL	5	0	5	0.56
11	Joyner, Jah - MINN	9	DL	4	1	4.5	0.50
12	Williams, James - Nebr	9	DL	4	0	4	0.44
13	Carpenter, James - IND	9	DL	4	0	4	0.44
14	Hubbard, Aidan - NU	9	DL	3	2	4	0.44
15	Wyatt, Kellan - MD	7	LB	3	0	3	0.43
16	Williams, Tyleik - OSU	6	DL	2	1	2.5	0.42
17	Sherman, MJ - Nebr	9	LB	3	1	3.5	0.39
18	Graham, Mason - Mich	9	DL	3	1	3.5	0.39
19	Llewellyn, Max - Iowa	9	DE	3	1	3.5	0.39
20	Henderson, Jack - MINN	9	DB	3	1	3.5	0.39

TACKLES FOR LOSS (Minimum Games Played Pct. 75%, 1.25 Total

Tackles For Loss/Game)

#	Player	G	Pos	Solo	Ast	Total	Avg/g
1	Kamara, Mikail - IND	9	DL	12	5	14.5	1.61
2	Carter, Abdul - PSU	8	LB	9	5	11.5	1.44
3	Stewart, Josaiah - Mich	8	DE	9	4	11	1.38



**2024-25 Big Ten Football
Individual Statistics
All games**

FUMBLES FORCED (Minimum Games Played Pct. 75%)

#	Player	G	No.	Avg/g
1	Jacas, Gabe - Illini	9	3	0.33
2	Wyatt, Kellan - MD	7	2	0.29
3	Ramsey, Kamari - USC	7	2	0.29
4	Ransom, Lathan - OSU	7	2	0.29
5	Stewart, Josaiah - Mich	8	2	0.25
6	Djabome, Dariel - RU	8	2	0.25
7	Rogers, Eric - RU	8	2	0.25
8	Hancock, Jordan - OSU	8	2	0.25
9	McGahee IV, Willis - Nebr	8	2	0.25
10	Hurkett, Ethan - Iowa	9	2	0.22

FUMBLES RECOVERED (Minimum Games Played Pct. 75%)

#	Player	G	No.	Avg/g
1	Kamara, Mikail - IND	9	2	0.22
2	Grant, Kenneth - Mich	9	2	0.22
3	Simon, Cody - OSU	7	1	0.14
4	Baranowski, Maverick - MINN	7	1	0.14
5	Ransom, Lathan - OSU	7	1	0.14
6	Fuller, Quashon - MD	7	1	0.14
7	Mueller, Xander - NU	7	1	0.14
8	Miller, Glendon - MD	7	1	0.14
9	Walters, Damon - NU	7	1	0.14
10	Addison, Bryan - UCLA	8	1	0.13

PASSES DEFENDED (Minimum Games Played Pct. 75%)

#	Player	G	Brup	Int.	Total	Avg/g
1	Walley, Justin - MINN	7	9	2	11	1.57
2	Johnson, Theran - NU	9	10	2	12	1.33
3	Harris, Jermari - Iowa	9	7	3	10	1.11
4	Brantley, Charles - MSU	9	7	3	10	1.11
5	Hill, Jyaire - Mich	8	7	1	8	1.00
6	Dixon, Thaddeus - UW	9	8	1	9	1.00
7	Bruener, Carson - UW	9	5	3	8	0.89
8	Muhammad, Jabbar - Oregon	9	8	0	8	0.89
9	Breedlove, Kyndrich - Purdue	8	4	3	7	0.88
10	Loyal, Shaquan - RU	8	5	2	7	0.88
11	Hartzog Jr., Malcolm - Nebr	8	3	4	7	0.88
12	Ponds, D'Angelo - IND	9	5	2	7	0.78
13	Scott, Xavier - Illini	9	4	3	7	0.78
14	Lindenberg, Cody - MINN	9	6	1	7	0.78
15	Higgins, Jay - Iowa	9	4	3	7	0.78
16	Moore, Kaylin - UCLA	8	5	1	6	0.75
17	Washington II, Elliot - PSU	8	5	1	6	0.75
18	Wallace, K.J. - UCLA	8	6	0	6	0.75
19	Miller, Glendon - MD	7	2	3	5	0.71
20	Ramsey, Kamari - USC	7	5	0	5	0.71

INTERCEPTIONS (Minimum Games Played Pct. 75%)

#	Player	G	No.	Yds	TD	Long	Avg/g
1	Perich, Koi - MINN	9	5	63	0	45	0.56
2	Hartzog Jr., Malcolm - Nebr	8	4	75	0	34	0.50
3	Ferrell, Amare - IND	9	4	35	0	20	0.44
4	Miller, Glendon - MD	7	3	28	0	28	0.43
5	Huskey, Jalen - MD	8	3	37	0	37	0.38
6	Breedlove, Kyndrich - Purdue	8	3	0	0	0	0.38
7	Higgins, Jay - Iowa	9	3	15	0	10	0.33
8	Harris, Jermari - Iowa	9	3	60	1	32	0.33
9	Scott, Xavier - Illini	9	3	50	1	30	0.33
10	Bruener, Carson - UW	9	3	55	0	24	0.33



**2024-25 Big Ten Football
Extended Individual Statistics
All games**

TOTAL OFFENSE (Minimum Games Played Pct. 75%)

#	Player	G	Rush	Pass	Plays	Total	Yds/g
1	Gabriel, Dillon - Oregon	9	120	2665	325	2785	309.44
2	Edwards Jr., Billy - MD	8	71	2314	373	2385	298.13
3	Moss, Miller - USC	9	-18	2555	383	2537	281.89
4	Rourke, Kurtis - IND	8	45	2204	235	2249	281.13
5	Howard, Will - OSU	8	115	1977	258	2092	261.50
6	Garbers, Ethan - UCLA	7	103	1703	266	1806	258.00
7	Rogers, Will - UW	9	-67	2284	309	2217	246.33
8	Allar, Drew - PSU	8	160	1786	228	1946	243.25
9	Altmyer, Luke - Illini	9	148	1893	327	2041	226.78
10	Chiles, Aidan - MSU	9	170	1850	302	2020	224.44

TOTAL OFFENSE AVG/PLAY (Minimum Games Played Pct. 75%)

#	Player	G	Rush	Pass	Plays	Total	Yds/p
1	Arkin, Tanner - Illini	9	36	0	1	36	4.00
2	Buschini, Brian - Nebr	9	0	30	1	30	3.33
3	Jackson, Elijah - Purdue	7	96	0	5	96	2.74
4	Smith, Jeremiah - OSU	8	33	0	2	33	2.06
5	Johnson, Aziah - MSU	9	15	0	1	15	1.67
6	Bertrams, Atticus - Wisc	9	15	0	1	15	1.67
7	Morrisette, De'Nylon - Purdue	7	11	0	1	11	1.57
8	Clifford, Liam - PSU	8	12	0	1	12	1.50
9	Barney Jr., Jacory - Nebr	9	119	0	9	119	1.47
10	Felton, Tai - MD	8	23	0	2	23	1.44

TOTAL OFFENSE PLAYS

#	Player	G	Rush	Pass	Plays	Total	Yds/g
1	Moss, Miller - USC	9	-18	2555	383	2537	281.89
2	Edwards Jr., Billy - MD	8	71	2314	373	2385	298.13
3	Brosmer, Max - MINN	9	-27	1989	330	1962	218.00
4	Altmyer, Luke - Illini	9	148	1893	327	2041	226.78
5	Gabriel, Dillon - Oregon	9	120	2665	325	2785	309.44
6	Rogers, Will - UW	9	-67	2284	309	2217	246.33
7	Raiola, Dylan - Nebr	9	-68	1921	307	1853	205.89
8	Chiles, Aidan - MSU	9	170	1850	302	2020	224.44
9	Kaliakmanis, Athan - RU	8	125	1650	295	1775	221.88
10	Garbers, Ethan - UCLA	7	103	1703	266	1806	258.00

TOTAL OFFENSE YARDS

#	Player	G	Rush	Pass	Plays	Total	Yds/g
1	Moss, Miller - USC	9	-18	2555	383	2537	281.89
2	Edwards Jr., Billy - MD	8	71	2314	373	2385	298.13
3	Brosmer, Max - MINN	9	-27	1989	330	1962	218.00
4	Altmyer, Luke - Illini	9	148	1893	327	2041	226.78
5	Gabriel, Dillon - Oregon	9	120	2665	325	2785	309.44
6	Rogers, Will - UW	9	-67	2284	309	2217	246.33
7	Raiola, Dylan - Nebr	9	-68	1921	307	1853	205.89
8	Chiles, Aidan - MSU	9	170	1850	302	2020	224.44
9	Kaliakmanis, Athan - RU	8	125	1650	295	1775	221.88
10	Garbers, Ethan - UCLA	7	103	1703	266	1806	258.00

ALL PURPOSE (Minimum Games Played Pct. 75%)

#	Player	G	Rush	Rcv	PR	KR	Yds	Avg/g
1	Johnson, Kaleb - Iowa	9	1279	109	0	0	1388	154.22
2	Marks, Woody - USC	9	878	260	0	0	1138	126.44
3	Coleman, Jonah - UW	9	889	142	0	0	1031	114.56
4	James, Jordan - Oregon	9	917	90	0	0	1007	111.89
5	Monangai, Kyle - RU	8	931	49	0	0	980	122.50
6	Taylor, Darius - MINN	8	644	315	0	0	959	119.88
7	Felton, Tai - MD	8	23	907	17	0	947	118.38
8	Singleton, Nicholas - PSU	7	498	204	0	197	899	128.43
9	Johnson, Tez - Oregon	9	0	649	155	0	804	89.33
10	Mullings, Kalel - Mich	9	710	10	0	74	794	88.22

SCORING (Minimum Games Played Pct. 75%)

#	Player	G	TD	FG	XPT	2XP	Pts	Pts/g
1	Johnson, Kaleb - Iowa	9	20	0	0	0	120	13.33
2	Radicic, Nicolas - IND	9	0	6	57	0	75	8.33
3	Kesich, Dragan - MINN	9	0	13	29	0	68	7.56
4	Taylor, Darius - MINN	8	10	0	0	0	60	7.50
5	Monangai, Kyle - RU	8	10	0	0	0	60	7.50
6	Walker, Tawee - Wisc	8	10	0	0	0	60	7.50
7	Kim, Jonathan - MSU	9	0	17	16	0	67	7.44
8	Olano, David - Illini	9	0	14	24	0	66	7.33
9	Stevens, Drew - Iowa	9	0	11	32	0	65	7.22
10	Lantz, Michael - USC	9	0	10	35	0	65	7.22

SCORING (TDs) (Minimum 1 Touchdowns)

#	Player	G	Run	Rec	Ret	Pts	Avg/g
1	Johnson, Kaleb - Iowa	9	19	1	0	120	13.33
2	Monangai, Kyle - RU	8	10	0	0	60	7.50
3	Taylor, Darius - MINN	8	8	2	0	60	7.50
4	Walker, Tawee - Wisc	8	10	0	0	60	7.50
5	Smith, Jeremiah - OSU	8	1	8	0	54	6.75
6	Johnson, Tez - Oregon	9	0	8	1	54	6.00
7	Lawton, Ty Son - IND	9	9	0	0	54	6.00
8	Boston, Denzel - UW	9	0	9	0	54	6.00
9	Marks, Woody - USC	9	9	0	0	54	6.00
10	Ellison, Justice - IND	9	9	0	0	54	6.00

SCORING (KICK) (Minimum Games Played Pct. 75%)

#	Player	G	PAT	FG	Pts	Avg/g
1	Radicic, Nicolas - IND	9	57-57	6-6	75	8.33
2	Kesich, Dragan - MINN	9	29-29	13-19	68	7.56
3	Kim, Jonathan - MSU	9	16-17	17-19	67	7.44
4	Olano, David - Illini	9	24-24	14-17	66	7.33
5	Lantz, Michael - USC	9	35-35	10-15	65	7.22
6	Stevens, Drew - Iowa	9	32-32	11-14	65	7.22
7	Gross, Grady - UW	9	21-21	13-20	60	6.67
8	Fielding, Jayden - OSU	8	38-38	5-6	53	6.63
9	Howes, Jack - MD	8	25-26	9-13	52	6.50
10	Bhaghani, Mateen - UCLA	8	14-14	12-14	50	6.25



**2024-25 Big Ten Football
Extended Individual Statistics
All games**

TOTAL OFFENSE TDS

#	Player	G	Rush	Pass	Total
1	Gabriel, Dillon - Oregon	9	120	2665	25
2	Howard, Will - OSU	8	115	1977	24
3	Rourke, Kurtis - IND	8	45	2204	21
4	Moss, Miller - USC	9	-18	2555	20
5	Johnson, Kaleb - Iowa	9	1279	0	19
6	Edwards Jr., Billy - MD	8	71	2314	18
7	Altmyer, Luke - Illini	9	148	1893	18
8	Brosmer, Max - MINN	9	-27	1989	17
9	Allar, Drew - PSU	8	160	1786	15
10	Rogers, Will - UW	9	-67	2284	13

RUSHING (Minimum 10 Rushing Attempts/Game, Games Played Pct. 75%)

#	Player	G	Att.	Yds	Avg.	TD	Lg	Avg/g
1	Johnson, Kaleb - Iowa	9	170	1279	7.52	19	75	142.11
2	Monangai, Kyle - RU	8	172	931	5.41	10	62	116.38
3	James, Jordan - Oregon	9	159	917	5.77	9	41	101.89
4	Coleman, Jonah - UW	9	141	889	6.30	7	64	98.78
5	Marks, Woody - USC	9	155	878	5.66	9	65	97.56
6	Walker, Tawee - Wisc	8	142	676	4.76	10	55	84.50
7	Taylor, Darius - MINN	8	126	644	5.11	8	80	80.50
8	Mullings, Kalel - Mich	9	131	710	5.42	7	63	78.89
9	Judkins, Quinshon - OSU	8	95	615	6.47	6	86	76.88
10	Ellison, Justice - IND	9	111	669	6.03	9	47	74.33

YARDS PER RUSH (Minimum 10 Rushing Attempts/Game, Games Played Pct. 75%)

#	Player	G	Att.	Yds	Avg.	TD	Lg	Avg/g
1	Johnson, Kaleb - Iowa	9	170	1279	7.52	19	75	142.11
2	Judkins, Quinshon - OSU	8	95	615	6.47	6	86	76.88
3	Coleman, Jonah - UW	9	141	889	6.30	7	64	98.78
4	Singleton, Nicholas - PSU	7	81	498	6.15	3	41	71.14
5	Ellison, Justice - IND	9	111	669	6.03	9	47	74.33
6	Mockobee, Devin - Purdue	8	91	539	5.92	3	63	67.38
7	James, Jordan - Oregon	9	159	917	5.77	9	41	101.89
8	Marks, Woody - USC	9	155	878	5.66	9	65	97.56
9	Mullings, Kalel - Mich	9	131	710	5.42	7	63	78.89
10	Monangai, Kyle - RU	8	172	931	5.41	10	62	116.38

RUSH ATTEMPTS (Minimum 10 Rushing Attempts/Game)

#	Player	G	Att.	Yds	Avg.	TD	Lg	Avg/g
1	Monangai, Kyle - RU	8	172	931	5.41	10	62	116.38
2	Johnson, Kaleb - Iowa	9	170	1279	7.52	19	75	142.11
3	James, Jordan - Oregon	9	159	917	5.77	9	41	101.89
4	Marks, Woody - USC	9	155	878	5.66	9	65	97.56
5	Walker, Tawee - Wisc	8	142	676	4.76	10	55	84.50
6	Coleman, Jonah - UW	9	141	889	6.30	7	64	98.78
7	Mullings, Kalel - Mich	9	131	710	5.42	7	63	78.89
8	Taylor, Darius - MINN	8	126	644	5.11	8	80	80.50
9	Allen, Kaytron - PSU	8	113	536	4.74	4	26	67.00
10	Dowdell, Dante - Nebr	9	112	471	4.21	8	38	52.33

RUSH YARDS (Minimum 10 Rushing Attempts/Game)

#	Player	G	Att.	Yds	Avg.	TD	Lg	Avg/g
1	Johnson, Kaleb - Iowa	9	170	1279	7.52	19	75	142.11
2	Monangai, Kyle - RU	8	172	931	5.41	10	62	116.38
3	James, Jordan - Oregon	9	159	917	5.77	9	41	101.89
4	Coleman, Jonah - UW	9	141	889	6.30	7	64	98.78
5	Marks, Woody - USC	9	155	878	5.66	9	65	97.56
6	Mullings, Kalel - Mich	9	131	710	5.42	7	63	78.89
7	Walker, Tawee - Wisc	8	142	676	4.76	10	55	84.50
8	Ellison, Justice - IND	9	111	669	6.03	9	47	74.33
9	Taylor, Darius - MINN	8	126	644	5.11	8	80	80.50
10	Judkins, Quinshon - OSU	8	95	615	6.47	6	86	76.88

RUSHING TDS (Minimum 10 Rushing Attempts/Game)

#	Player	G	Att.	Yds	Avg.	TD	Lg	Avg/g
1	Johnson, Kaleb - Iowa	9	170	1279	7.52	19	75	142.11
2	Monangai, Kyle - RU	8	172	931	5.41	10	62	116.38
3	Walker, Tawee - Wisc	8	142	676	4.76	10	55	84.50
4	James, Jordan - Oregon	9	159	917	5.77	9	41	101.89
5	Lawton, Ty Son - IND	9	94	453	4.82	9	29	50.33
6	Marks, Woody - USC	9	155	878	5.66	9	65	97.56
7	Ellison, Justice - IND	9	111	669	6.03	9	47	74.33
8	Dowdell, Dante - Nebr	9	112	471	4.21	8	38	52.33
9	Taylor, Darius - MINN	8	126	644	5.11	8	80	80.50
10	Mullings, Kalel - Mich	9	131	710	5.42	7	63	78.89

PASSING Avg/GAME (Minimum Games Played Pct. 75%)

#	Player	G	Comp-att-int	Yds	TD	Avg/g
1	Gabriel, Dillon - Oregon	9	214-286-5	2665	19	296.11
2	Edwards Jr., Billy - MD	8	214-313-6	2314	13	289.25
3	Moss, Miller - USC	9	233-362-9	2555	18	283.89
4	Rourke, Kurtis - IND	8	154-210-3	2204	19	275.50
5	Rogers, Will - UW	9	197-277-4	2284	13	253.78
6	Howard, Will - OSU	8	150-205-5	1977	19	247.13
7	Garbers, Ethan - UCLA	7	141-216-9	1703	10	243.29
8	Allar, Drew - PSU	8	129-184-5	1786	12	223.25
9	Brosmer, Max - MINN	9	191-280-4	1989	13	221.00
10	Raiola, Dylan - Nebr	9	176-272-8	1921	10	213.44

PASSING YARDS

#	Player	G	Comp-att-int	Yds	TD	Avg/g
1	Gabriel, Dillon - Oregon	9	214-286-5	2665	19	296.11
2	Moss, Miller - USC	9	233-362-9	2555	18	283.89
3	Edwards Jr., Billy - MD	8	214-313-6	2314	13	289.25
4	Rogers, Will - UW	9	197-277-4	2284	13	253.78
5	Rourke, Kurtis - IND	8	154-210-3	2204	19	275.50
6	Brosmer, Max - MINN	9	191-280-4	1989	13	221.00
7	Howard, Will - OSU	8	150-205-5	1977	19	247.13
8	Raiola, Dylan - Nebr	9	176-272-8	1921	10	213.44
9	Altmyer, Luke - Illini	9	157-250-3	1893	16	210.33
10	Chiles, Aidan - MSU	9	141-229-11	1850	8	205.56



**2024-25 Big Ten Football
Extended Individual Statistics
All games**

PASS EFFICIENCY (Minimum 15 Total Passes/Game, Games Played Pct. 75%)

#	Player	G	Comp-att-int	Yds	TD	Eff
1	Rourke, Kurtis - IND	8	154-210-3	2204	19	188.49
2	Howard, Will - OSU	8	150-205-5	1977	19	179.89
3	Gabriel, Dillon - Oregon	9	214-286-5	2665	19	171.52
4	Allar, Drew - PSU	8	129-184-5	1786	12	167.73
5	Rogers, Will - UW	9	197-277-4	2284	13	152.98
6	Altmyer, Luke - Illini	9	157-250-3	1893	16	145.12
7	Brosmer, Max - MINN	9	191-280-4	1989	13	140.35
8	Edwards Jr., Billy - MD	8	214-313-6	2314	13	140.34
9	Garbers, Ethan - UCLA	7	141-216-9	1703	10	138.45
10	Moss, Miller - USC	9	233-362-9	2555	18	135.09

PASS ATTEMPTS

#	Player	G	Comp-att-int	Yds	TD	Avg/g
1	Moss, Miller - USC	9	233-362-9	2555	18	283.89
2	Edwards Jr., Billy - MD	8	214-313-6	2314	13	289.25
3	Gabriel, Dillon - Oregon	9	214-286-5	2665	19	296.11
4	Brosmer, Max - MINN	9	191-280-4	1989	13	221.00
5	Rogers, Will - UW	9	197-277-4	2284	13	253.78
6	Raiola, Dylan - Nebr	9	176-272-8	1921	10	213.44
7	Altmyer, Luke - Illini	9	157-250-3	1893	16	210.33
8	Kaliakmanis, Athan - RU	8	131-242-5	1650	9	206.25
9	Chiles, Aidan - MSU	9	141-229-11	1850	8	205.56
10	Garbers, Ethan - UCLA	7	141-216-9	1703	10	243.29

PASS YDS/COMP. (Minimum 15 Total Passes/Game, Games Played Pct. 75%)

#	Player	G	Comp-att-int	Yds	TD	Avg/c
1	Rourke, Kurtis - IND	8	154-210-3	2204	19	14.31
2	Allar, Drew - PSU	8	129-184-5	1786	12	13.84
3	Howard, Will - OSU	8	150-205-5	1977	19	13.18
4	Chiles, Aidan - MSU	9	141-229-11	1850	8	13.12
5	Kaliakmanis, Athan - RU	8	131-242-5	1650	9	12.60
6	Gabriel, Dillon - Oregon	9	214-286-5	2665	19	12.45
7	Locke, Braedyn - Wisc	8	117-206-8	1418	8	12.12
8	Garbers, Ethan - UCLA	7	141-216-9	1703	10	12.08
9	Altmyer, Luke - Illini	9	157-250-3	1893	16	12.06
10	Rogers, Will - UW	9	197-277-4	2284	13	11.59

PASS COMPLETIONS

#	Player	G	Comp-att-int	Yds	TD	Avg/g
1	Moss, Miller - USC	9	233-362-9	2555	18	283.89
2	Edwards Jr., Billy - MD	8	214-313-6	2314	13	289.25
3	Gabriel, Dillon - Oregon	9	214-286-5	2665	19	296.11
4	Rogers, Will - UW	9	197-277-4	2284	13	253.78
5	Brosmer, Max - MINN	9	191-280-4	1989	13	221.00
6	Raiola, Dylan - Nebr	9	176-272-8	1921	10	213.44
7	Altmyer, Luke - Illini	9	157-250-3	1893	16	210.33
8	Rourke, Kurtis - IND	8	154-210-3	2204	19	275.50
9	Howard, Will - OSU	8	150-205-5	1977	19	247.13
10	Chiles, Aidan - MSU	9	141-229-11	1850	8	205.56

PASS YDS/ATT (Minimum 15 Total Passes/Game, Games Played Pct. 75%)

#	Player	G	Comp-att-int	Yds	TD	Avg/a
1	Rourke, Kurtis - IND	8	154-210-3	2204	19	10.50
2	Allar, Drew - PSU	8	129-184-5	1786	12	9.71
3	Howard, Will - OSU	8	150-205-5	1977	19	9.64
4	Gabriel, Dillon - Oregon	9	214-286-5	2665	19	9.32
5	Rogers, Will - UW	9	197-277-4	2284	13	8.25
6	Chiles, Aidan - MSU	9	141-229-11	1850	8	8.08
7	Garbers, Ethan - UCLA	7	141-216-9	1703	10	7.88
8	Altmyer, Luke - Illini	9	157-250-3	1893	16	7.57
9	Edwards Jr., Billy - MD	8	214-313-6	2314	13	7.39
10	Brosmer, Max - MINN	9	191-280-4	1989	13	7.10

PASSING TDS

#	Player	G	Comp-att-int	Yds	TD	Avg/g
1	Howard, Will - OSU	8	150-205-5	1977	19	247.13
2	Gabriel, Dillon - Oregon	9	214-286-5	2665	19	296.11
3	Rourke, Kurtis - IND	8	154-210-3	2204	19	275.50
4	Moss, Miller - USC	9	233-362-9	2555	18	283.89
5	Altmyer, Luke - Illini	9	157-250-3	1893	16	210.33
6	Rogers, Will - UW	9	197-277-4	2284	13	253.78
7	Brosmer, Max - MINN	9	191-280-4	1989	13	221.00
8	Edwards Jr., Billy - MD	8	214-313-6	2314	13	289.25
9	Allar, Drew - PSU	8	129-184-5	1786	12	223.25
10	Garbers, Ethan - UCLA	7	141-216-9	1703	10	243.29

PASS COMP. PCT (Minimum 15 Total Passes/Game, Games Played Pct. 75%)

#	Player	G	Comp-att-int	Yds	TD	Pct.
1	Gabriel, Dillon - Oregon	9	214-286-5	2665	19	74.83
2	Rourke, Kurtis - IND	8	154-210-3	2204	19	73.33
3	Howard, Will - OSU	8	150-205-5	1977	19	73.17
4	Rogers, Will - UW	9	197-277-4	2284	13	71.12
5	Allar, Drew - PSU	8	129-184-5	1786	12	70.11
6	Edwards Jr., Billy - MD	8	214-313-6	2314	13	68.37
7	Brosmer, Max - MINN	9	191-280-4	1989	13	68.21
8	Garbers, Ethan - UCLA	7	141-216-9	1703	10	65.28
9	Raiola, Dylan - Nebr	9	176-272-8	1921	10	64.71
10	Moss, Miller - USC	9	233-362-9	2555	18	64.36

PASS INTERCEPTIONS

#	Player	G	Comp-att-int	Yds	TD	Avg/g
1	Chiles, Aidan - MSU	9	141-229-11	1850	8	205.56
2	Garbers, Ethan - UCLA	7	141-216-9	1703	10	243.29
3	Moss, Miller - USC	9	233-362-9	2555	18	283.89
4	Raiola, Dylan - Nebr	9	176-272-8	1921	10	213.44
5	Locke, Braedyn - Wisc	8	117-206-8	1418	8	177.25
6	Edwards Jr., Billy - MD	8	214-313-6	2314	13	289.25
7	Warren, Davis - Mich	5	74-114-6	732	5	146.40
8	Gabriel, Dillon - Oregon	9	214-286-5	2665	19	296.11
9	Kaliakmanis, Athan - RU	8	131-242-5	1650	9	206.25
10	Howard, Will - OSU	8	150-205-5	1977	19	247.13



**2024-25 Big Ten Football
Extended Individual Statistics
All games**

RECEPTIONS/GAME (Minimum Games Played Pct. 75%)

#	Player	G	No.	Yds	TD	Lg	Yds/g	Rec/g
1	Felton, Tai - MD	8	73	907	6	75	113.38	9.13
2	Johnson, Tez - Oregon	9	64	649	8	52	72.11	7.11
3	Warren, Tyler - PSU	8	51	606	4	34	75.75	6.38
4	Jackson, Daniel - MINN	9	56	642	3	39	71.33	6.22
5	Loveland, Colston - Mich	8	49	523	4	36	65.38	6.13
6	Jackson, Giles - UW	9	55	597	2	45	66.33	6.11
7	Boston, Denzel - UW	9	53	682	9	51	75.78	5.89
8	Egbuka, Emeka - OSU	8	46	577	7	68	72.13	5.75
9	Prather, Kaden - MD	8	45	487	3	33	60.88	5.63
10	Taylor, Darius - MINN	8	43	315	2	22	39.38	5.38

RECEPTION TDS

#	Player	G	No.	Yds	TD	Long	Avg/c	Yds/g
1	Boston, Denzel - UW	9	53	682	9	51	12.87	75.78
2	Johnson, Tez - Oregon	9	64	649	8	52	10.14	72.11
3	Smith, Jeremiah - OSU	8	39	678	8	70	17.38	84.75
4	Bryant, Pat - Illini	9	39	582	7	37	14.92	64.67
5	Egbuka, Emeka - OSU	8	46	577	7	68	12.54	72.13
6	Felton, Tai - MD	8	73	907	6	75	12.42	113.38
7	Neyor, Isaiah - Nebr	9	25	408	5	59	16.32	45.33
8	Lane, Ja'Kobi - USC	9	32	368	5	32	11.50	40.89
9	Sarratt, Elijah - IND	9	37	649	5	71	17.54	72.11
10	Warren, Tyler - PSU	8	51	606	4	34	11.88	75.75

RECEIVE YDS/GAME (Minimum Games Played Pct. 75%)

#	Player	G	No.	Yds	TD	Long	Avg/c	Yds/g
1	Felton, Tai - MD	8	73	907	6	75	12.42	113.38
2	Smith, Jeremiah - OSU	8	39	678	8	70	17.38	84.75
3	Boston, Denzel - UW	9	53	682	9	51	12.87	75.78
4	Warren, Tyler - PSU	8	51	606	4	34	11.88	75.75
5	Egbuka, Emeka - OSU	8	46	577	7	68	12.54	72.13
6	Johnson, Tez - Oregon	9	64	649	8	52	10.14	72.11
7	Sarratt, Elijah - IND	9	37	649	5	71	17.54	72.11
8	Jackson, Daniel - MINN	9	56	642	3	39	11.46	71.33
9	Marsh, Nick - MSU	8	33	553	3	77	16.76	69.13
10	Jackson, Giles - UW	9	55	597	2	45	10.85	66.33

YARDS PER CATCH (Minimum 2 Receptions/Game, Games Played Pct. 75%)

#	Player	G	No.	Yds	TD	Long	Avg/c	Yds/g
1	Cooper Jr., Omar - IND	9	21	474	4	69	22.57	52.67
2	Anthony II, Vinny - Wisc	9	24	443	2	63	18.46	49.22
3	Sarratt, Elijah - IND	9	37	649	5	71	17.54	72.11
4	Smith, Jeremiah - OSU	8	39	678	8	70	17.38	84.75
5	Marsh, Nick - MSU	8	33	553	3	77	16.76	69.13
6	Strong, Ian - RU	7	16	267	1	63	16.69	38.14
7	Tate, Carnell - OSU	7	21	349	2	40	16.62	49.86
8	Holden, Traeshon - Oregon	8	28	462	3	59	16.50	57.75
9	Wallace III, Harrison - PSU	8	24	395	2	50	16.46	49.38
10	Neyor, Isaiah - Nebr	9	25	408	5	59	16.32	45.33

RECEPTIONS

#	Player	G	No.	Yds	TD	Long	Avg/c	Yds/g
1	Felton, Tai - MD	8	73	907	6	75	12.42	113.38
2	Johnson, Tez - Oregon	9	64	649	8	52	10.14	72.11
3	Jackson, Daniel - MINN	9	56	642	3	39	11.46	71.33
4	Jackson, Giles - UW	9	55	597	2	45	10.85	66.33
5	Boston, Denzel - UW	9	53	682	9	51	12.87	75.78
6	Warren, Tyler - PSU	8	51	606	4	34	11.88	75.75
7	Loveland, Colston - Mich	8	49	523	4	36	10.67	65.38
8	Egbuka, Emeka - OSU	8	46	577	7	68	12.54	72.13
9	Prather, Kaden - MD	8	45	487	3	33	10.82	60.88
10	Taylor, Darius - MINN	8	43	315	2	22	7.33	39.38

RECEPTION YARDS

#	Player	G	No.	Yds	TD	Long	Avg/c	Yds/g
1	Felton, Tai - MD	8	73	907	6	75	12.42	113.38
2	Boston, Denzel - UW	9	53	682	9	51	12.87	75.78
3	Smith, Jeremiah - OSU	8	39	678	8	70	17.38	84.75
4	Johnson, Tez - Oregon	9	64	649	8	52	10.14	72.11
5	Sarratt, Elijah - IND	9	37	649	5	71	17.54	72.11
6	Jackson, Daniel - MINN	9	56	642	3	39	11.46	71.33
7	Warren, Tyler - PSU	8	51	606	4	34	11.88	75.75
8	Jackson, Giles - UW	9	55	597	2	45	10.85	66.33
9	Bryant, Pat - Illini	9	39	582	7	37	14.92	64.67
10	Egbuka, Emeka - OSU	8	46	577	7	68	12.54	72.13

PUNTING (Minimum 3.6 Punts/Game, Games Played Pct. 75%)

#	Player	G	No.	Yds	Lg	I20	50+	TB	Avg.
1	McFerson, Bryce - MD	8	33	1546	64	16	14	2	46.85
2	Bertrams, Atticus - Wisc	9	39	1786	74	16	12	3	45.79
3	Dakin, Rhys - Iowa	9	45	2041	61	21	13	5	45.36
4	Crimmins, Keelan - Purdue	8	41	1836	64	10	7	2	44.78
5	Crawford, Mark - MINN	9	35	1518	58	11	5	0	43.37
6	Akers, Luke - NU	9	39	1679	58	15	6	1	43.05
7	Anderson, Jakob - RU	8	33	1406	61	11	5	4	42.61
8	Doman, Tommy - Mich	9	40	1663	58	13	7	2	41.58

PATS KICKS MADE

#	Player	G	Made	Att.	Pct.
1	Radicic, Nicolas - IND	9	57	57	100.00
2	Fielding, Jayden - OSU	8	38	38	100.00
3	Lantz, Michael - USC	9	35	35	100.00
4	Stevens, Drew - Iowa	9	32	32	100.00
5	Kesich, Dragan - MINN	9	29	29	100.00
6	Sappington, Atticus - Oregon	9	29	31	93.55
7	Vakos, Nathaniel - Wisc	9	27	27	100.00
8	Howes, Jack - MD	8	25	26	96.15
9	Olano, David - Illini	9	24	24	100.00
10	Patel, Jai - RU	8	22	23	95.65



**2024-25 Big Ten Football
Extended Individual Statistics
All games**

NUMBER OF PUNTS

#	Player	G	No.	Yds	Lg	I20	50+	TB	Avg.
1	Dakin, Rhys - Iowa	9	45	2041	61	21	13	5	45.36
2	Crimmins, Keelan - Purdue	8	41	1836	64	10	7	2	44.78
3	Doman, Tommy - Mich	9	40	1663	58	13	7	2	41.58
4	Bertrams, Atticus - Wisc	9	39	1786	74	16	12	3	45.79
5	Akers, Luke - NU	9	39	1679	58	15	6	1	43.05
6	Crawford, Mark - MINN	9	35	1518	58	11	5	0	43.37
7	Anderson, Jakob - RU	8	33	1406	61	11	5	4	42.61
8	McFerson, Bryce - MD	8	33	1546	64	16	14	2	46.85
9	Buschini, Brian - Nebr	9	30	1391	69	10	12	2	46.37
10	Robertson, Hugh - Illini	9	29	1212	53	17	3	2	41.79

YARDS PUNTED

#	Player	G	No.	Yds	Lg	I20	50+	TB	Avg.
1	Dakin, Rhys - Iowa	9	45	2041	61	21	13	5	45.36
2	Crimmins, Keelan - Purdue	8	41	1836	64	10	7	2	44.78
3	Bertrams, Atticus - Wisc	9	39	1786	74	16	12	3	45.79
4	Akers, Luke - NU	9	39	1679	58	15	6	1	43.05
5	Doman, Tommy - Mich	9	40	1663	58	13	7	2	41.58
6	McFerson, Bryce - MD	8	33	1546	64	16	14	2	46.85
7	Crawford, Mark - MINN	9	35	1518	58	11	5	0	43.37
8	Eckley, Ryan - MSU	9	29	1426	61	4	17	2	49.17
9	Czaplicki, Eddie - USC	9	29	1407	62	15	15	0	48.52
10	Anderson, Jakob - RU	8	33	1406	61	11	5	4	42.61

PAT KICKING PCT (Minimum Games Played Pct. 75%)

#	Player	G	Made	Att.	Pct.
1	Vakos, Nathaniel - Wisc	9	27	27	100.00
2	Bhaghani, Mateen - UCLA	8	14	14	100.00
3	Akers, Luke - NU	9	8	8	100.00
4	Lantz, Michael - USC	9	35	35	100.00
5	Kesich, Dragan - MINN	9	29	29	100.00
6	Fielding, Jayden - OSU	8	38	38	100.00
7	Gross, Grady - UW	9	21	21	100.00
8	Stevens, Drew - Iowa	9	32	32	100.00
9	Radicic, Nicolas - IND	9	57	57	100.00
10	Olano, David - Illini	9	24	24	100.00

PAT KICKING ATTEMPTS

#	Player	G	Made	Att.	Pct.
1	Radicic, Nicolas - IND	9	57	57	100.00
2	Fielding, Jayden - OSU	8	38	38	100.00
3	Lantz, Michael - USC	9	35	35	100.00
4	Stevens, Drew - Iowa	9	32	32	100.00
5	Sappington, Atticus - Oregon	9	29	31	93.55
6	Kesich, Dragan - MINN	9	29	29	100.00
7	Vakos, Nathaniel - Wisc	9	27	27	100.00
8	Howes, Jack - MD	8	25	26	96.15
9	Olano, David - Illini	9	24	24	100.00
10	Patel, Jai - RU	8	22	23	95.65

PUNT RETURN AVG (Minimum Games Played Pct. 75%)

#	Player	G	No.	Yds	TD	Long	Avg/g
1	Kirtz, Bryce - NU	7	2	36	0	23	18.00
2	Felton, Tai - MD	8	1	17	0	17	17.00
3	Beatty, Hank - Illini	9	10	146	0	37	14.60

FIELD GOALS (Minimum Games Played Pct. 75%)

#	Player	G	Made	Att.	Long	Pct.	FG/G.
1	Kim, Jonathan - MSU	9	17	19	55	89.47	1.89
2	Olano, David - Illini	9	14	17	50	82.35	1.56
3	Bhaghani, Mateen - UCLA	8	12	14	54	85.71	1.50
4	Kesich, Dragan - MINN	9	13	19	53	68.42	1.44
5	Gross, Grady - UW	9	13	20	45	65.00	1.44
6	Barker, Ryan - PSU	6	8	8	44	100.00	1.33
7	Stevens, Drew - Iowa	9	11	14	51	78.57	1.22
8	Howes, Jack - MD	8	9	13	46	69.23	1.13
9	Lantz, Michael - USC	9	10	15	54	66.67	1.11
10	Zvada, Dominic - Mich	9	10	11	55	90.91	1.11

FIELD GOAL PCT (Minimum Games Played Pct. 75%)

#	Player	G	Made	Att.	Long	Pct.
1	Barker, Ryan - PSU	6	8	8	44	100.00
2	Radicic, Nicolas - IND	9	6	6	37	100.00
3	Zvada, Dominic - Mich	9	10	11	55	90.91
4	Kim, Jonathan - MSU	9	17	19	55	89.47
5	Bhaghani, Mateen - UCLA	8	12	14	54	85.71
6	Fielding, Jayden - OSU	8	5	6	46	83.33
7	Olano, David - Illini	9	14	17	50	82.35
8	Sappington, Atticus - Oregon	9	9	11	42	81.82
9	Stevens, Drew - Iowa	9	11	14	51	78.57
10	Porath, Spencer - Purdue	8	7	9	45	77.78

FIELD GOALS ATTEMPTED

#	Player	G	Made	Att.	Long	Pct.
1	Gross, Grady - UW	9	13	20	45	65.00
2	Kesich, Dragan - MINN	9	13	19	53	68.42
3	Kim, Jonathan - MSU	9	17	19	55	89.47
4	Olano, David - Illini	9	14	17	50	82.35
5	Lantz, Michael - USC	9	10	15	54	66.67
6	Bhaghani, Mateen - UCLA	8	12	14	54	85.71
7	Stevens, Drew - Iowa	9	11	14	51	78.57
8	Howes, Jack - MD	8	9	13	46	69.23
9	Vakos, Nathaniel - Wisc	9	9	13	53	69.23
10	Zvada, Dominic - Mich	9	10	11	55	90.91

FIELD GOALS MADE

#	Player	G	Made	Att.	Long	Pct.
1	Kim, Jonathan - MSU	9	17	19	55	89.47
2	Olano, David - Illini	9	14	17	50	82.35
3	Gross, Grady - UW	9	13	20	45	65.00
4	Kesich, Dragan - MINN	9	13	19	53	68.42
5	Bhaghani, Mateen - UCLA	8	12	14	54	85.71
6	Stevens, Drew - Iowa	9	11	14	51	78.57
7	Lantz, Michael - USC	9	10	15	54	66.67
8	Zvada, Dominic - Mich	9	10	11	55	90.91
9	Vakos, Nathaniel - Wisc	9	9	13	53	69.23
10	Howes, Jack - MD	8	9	13	46	69.23

KICK RETURN AVG (Minimum Games Played Pct. 75%)

#	Player	G	No.	Yds	TD	Long	Avg/g
1	Whittington, Noah - Oregon	9	5	182	0	100	36.40
2	Taylor, Joe - Mich	7	1	29	0	29	29.00
3	Lemon, Makai - USC	8	8	231	0	80	28.88



**2024-25 Big Ten Football
Extended Individual Statistics
All games**

PUNT RETURNS (Minimum 1.2 Punt Returns/Game)

#	Player	G	No.	Yds	TD	Long	Avg/g
1	Wetjen, Kaden - Iowa	9	20	258	1	85	12.90
2	Price, Myles - IND	9	18	231	0	65	12.83
3	Perich, Koi - MINN	9	12	170	0	60	14.17
4	Inniss, Brandon - OSU	8	12	109	0	36	9.08
5	Johnson, Tez - Oregon	9	12	155	1	85	12.92
6	Garcia-Castaneda, Isaiah - Nebr	9	11	60	0	13	5.45

KICK RETURNS (Minimum 1.2 Total Kick Returns/Game)

#	Player	G	No.	Yds	TD	Long	Avg/g
1	Wetjen, Kaden - Iowa	9	18	455	0	39	25.28
2	Himon II, Joseph - NU	9	14	376	0	96	26.86
3	Reynolds, Keith - UW	9	13	306	0	50	23.54
4	Jones, Keegan - UCLA	8	10	187	0	24	18.70
5	Singleton, Nicholas - PSU	7	10	197	0	25	19.70
6	Marshall, Jordan - Mich	1	3	51	0	19	17.00

PUNT RETURN YARDS

#	Player	G	No.	Yds	TD	Long	Avg/g
1	Wetjen, Kaden - Iowa	9	20	258	1	85	12.90
2	Price, Myles - IND	9	18	231	0	65	12.83
3	Perich, Koi - MINN	9	12	170	0	60	14.17
4	Johnson, Tez - Oregon	9	12	155	1	85	12.92
5	Beatty, Hank - Illini	9	10	146	0	37	14.60
6	Inniss, Brandon - OSU	8	12	109	0	36	9.08
7	Morgan, Semaj - Mich	8	8	100	0	22	12.50
8	Henning, A.J. - NU	9	9	77	0	19	8.56
9	Wagner, Drew - NU	4	2	71	1	72	35.50
10	Wisloski, Braeden - MD	7	8	67	0	27	8.38

KICK RETURN YARDS

#	Player	G	No.	Yds	TD	Long	Avg/g
1	Wetjen, Kaden - Iowa	9	18	455	0	39	25.28
2	Himon II, Joseph - NU	9	14	376	0	96	26.86
3	Reynolds, Keith - UW	9	13	306	0	50	23.54
4	Lemon, Makai - USC	8	8	231	0	80	28.88
5	Anthony II, Vinny - Wisc	9	8	226	0	74	28.25
6	Singleton, Nicholas - PSU	7	10	197	0	25	19.70
7	Jones, Keegan - UCLA	8	10	187	0	24	18.70
8	Whittington, Noah - Oregon	9	5	182	0	100	36.40
9	Barney Jr., Jacory - Nebr	9	9	164	0	35	18.22
10	Perich, Koi - MINN	9	9	163	0	21	18.11

PUNT RETURN TDS

#	Player	G	No.	Yds	TD	Long	Avg/g
1	Wetjen, Kaden - Iowa	9	20	258	1	85	12.90
2	Wagner, Drew - NU	4	2	71	1	72	35.50
3	Johnson, Tez - Oregon	9	12	155	1	85	12.92

KICK RETURN TDS

#	Player	G	No.	Yds	TD	Long	Avg/g
1	Limar, Jayden - Oregon	9	1	26	1	26	26.00

INTERCEPTIONS (Minimum Games Played Pct. 75%)

#	Player	G	No.	Yds	TD	Long	Avg/g
1	Perich, Koi - MINN	9	5	63	0	45	0.56
2	Hartzog Jr., Malcolm - Nebr	8	4	75	0	34	0.50
3	Ferrell, Amare - IND	9	4	35	0	20	0.44
4	Miller, Glendon - MD	7	3	28	0	28	0.43
5	Huskey, Jalen - MD	8	3	37	0	37	0.38
6	Breedlove, Kyndrich - Purdue	8	3	0	0	0	0.38
7	Higgins, Jay - Iowa	9	3	15	0	10	0.33
8	Harris, Jermari - Iowa	9	3	60	1	32	0.33
9	Scott, Xavier - Illini	9	3	50	1	30	0.33
10	Bruener, Carson - UW	9	3	55	0	24	0.33

INTERCEPTION RETURNS

#	Player	G	No.	Yds	TD	Long	Yds/i
1	Perich, Koi - MINN	9	5	63	0	45	12.60
2	Hartzog Jr., Malcolm - Nebr	8	4	75	0	34	18.75
3	Ferrell, Amare - IND	9	4	35	0	20	8.75
4	Harris, Jermari - Iowa	9	3	60	1	32	20.00
5	Breedlove, Kyndrich - Purdue	8	3	0	0	0	0.00
6	Higgins, Jay - Iowa	9	3	15	0	10	5.00
7	Miller, Glendon - MD	7	3	28	0	28	9.33
8	Bruener, Carson - UW	9	3	55	0	24	18.33
9	Brantley, Charles - MSU	9	3	101	1	100	33.67
10	Huskey, Jalen - MD	8	3	37	0	37	12.33

INTERCEPTION RET YARDS

#	Player	G	No.	Yds	TD	Long	Yds/i
1	Johnson, Will - Mich	6	2	128	2	86	64.00
2	Addison, Bryan - UCLA	8	2	106	1	96	53.00
3	Walley, Justin - MINN	7	2	102	1	70	51.00
4	Brantley, Charles - MSU	9	3	101	1	100	33.67
5	Johnson, Theran - NU	9	2	85	1	85	42.50
6	Asbury II, Shawn - IND	9	1	78	0	78	78.00
7	Hartzog Jr., Malcolm - Nebr	8	4	75	0	34	18.75
8	Ponds, D'Angelo - IND	9	2	67	1	67	33.50
9	Perich, Koi - MINN	9	5	63	0	45	12.60
10	Martinez, Nikai - MSU	9	2	62	0	41	31.00

INTERCEPTION RETURN TDS

#	Player	G	No.	Yds	TD	Long	Yds/i
1	Johnson, Will - Mich	6	2	128	2	86	64.00
2	Addison, Bryan - UCLA	8	2	106	1	96	53.00
3	Walley, Justin - MINN	7	2	102	1	70	51.00
4	Rogers, Eric - RU	8	1	52	1	52	52.00
5	Henderson, Jack - MINN	9	1	25	1	25	25.00
6	Reed, Jaylen - PSU	8	2	41	1	22	20.50
7	Cobb, Mason - USC	8	2	55	1	55	27.50
8	Bullock, John - Nebr	9	1	35	1	35	35.00
9	Harris, Jermari - Iowa	9	3	60	1	32	20.00
10	Brantley, Charles - MSU	9	3	101	1	100	33.67



**2024-25 Big Ten Football
Extended Individual Statistics
All games**

TACKLES (All positions) (Minimum Games Played Pct. 75%)

#	Player	G	Pos	Solo	Ast	Total	Avg/g
1	Schwesinger, Carson - UCLA	8	LB	54	31	85	10.63
2	Higgins, Jay - Iowa	9	LB	39	55	94	10.44
3	Fisher, Aiden - IND	9	LB	34	50	84	9.33
4	Djabome, Dariel - RU	8	LB	27	42	69	8.63
5	Mascarenas-Arnold, Easton - USC	9	LB	41	33	74	8.22
6	Thieneman, Dillon - Purdue	8	DB	42	22	64	8.00
7	Bruener, Carson - UW	9	LB	37	30	67	7.44
8	Hausmann, Ernest - Mich	9	LB	40	26	66	7.33
9	Jenkins, Kydran - Purdue	8	LB	35	23	58	7.25
10	Jackson, Nick - Iowa	9	LB	27	37	64	7.11
11	Rosiek, Dylan - Illini	9	LB	26	37	63	7.00
12	Lindenberg, Cody - MINN	9	LB	31	31	62	6.89
13	Uihlein, Mac - NU	9	LB	39	20	59	6.56
14	Cobb, Mason - USC	8	LB	21	31	52	6.50
15	Styles, Sonny - OSU	8	LB	20	32	52	6.50
16	Bailey, Matthew - Illini	9	DB	28	30	58	6.44
17	Reed, Jaylen - PSU	8	S	28	22	50	6.25
18	Simon, Cody - OSU	7	LB	21	22	43	6.14
19	Mueller, Xander - NU	7	LB	23	20	43	6.14
20	Baranowski, Maverick - MINN	7	LB	13	29	42	6.00
21	Boettcher, Bryce - Oregon	9	LB	28	25	53	5.89
22	Barham, Jaishawn - Mich	9	LB	32	21	53	5.89
23	Gifford, Isaac - Nebr	9	DB	23	30	53	5.89
24	Wheatley, Zakee - PSU	8	S	32	15	47	5.88
25	Smith, Jaylin - USC	7	CB	26	15	41	5.86
26	Thomas, Jaheim - Wisc	9	LB	24	28	52	5.78
27	Walker, Jailin - IND	9	LB	26	26	52	5.78
28	Jacas, Gabe - Illini	9	LB	29	23	52	5.78
29	Medrano, Kain - UCLA	8	LB	32	14	46	5.75
30	Wohler, Hunter - Wisc	9	S	34	17	51	5.67
31	Asbury II, Shawn - IND	9	DB	21	30	51	5.67
32	Turner, Jordan - MSU	9	LB	27	24	51	5.67
33	Igbinosun, Desmond - RU	8	DB	21	24	45	5.63
34	Tuputala, Alphonzo - UW	9	LB	30	20	50	5.56
35	Singleton, DeShon - Nebr	9	DB	35	15	50	5.56
36	Bullock, John - Nebr	9	LB	23	26	49	5.44
37	Karlaftis, Yanni - Purdue	8	LB	26	17	43	5.38
38	Brown, Kerry - MINN	8	DB	22	21	43	5.38
39	Stevens, Antonio - Purdue	6	DB	18	14	32	5.33
40	Ramsey, Kamari - USC	7	S	27	10	37	5.29
41	Ransom, Lathan - OSU	7	S	21	15	36	5.14
42	Dixon, Flip - RU	7	DB	19	17	36	5.14
43	King, Kobe - PSU	8	LB	23	18	41	5.13
44	Scott, Miles - Illini	9	DB	28	17	45	5.00
45	Loyal, Shaquan - RU	8	DB	24	16	40	5.00
46	Ponds, D'Angelo - IND	9	CB	29	15	44	4.89
47	Spencer, Malik - MSU	9	S	28	16	44	4.89
48	Johnson, Theran - NU	9	DB	34	10	44	4.89
49	Johnson, Tysheem - Oregon	9	DB	21	23	44	4.89
50	Chaney, Jake - Wisc	9	LB	21	23	44	4.89

SACKS (Minimum Games Played Pct. 75%)

#	Player	G	Pos	Solo	Ast	Total	Avg/g
1	Kamara, Mikail - IND	9	DL	9	1	9.5	1.06
2	Uiagalelei, Matayo - Oregon	9	DE	7	1	7.5	0.83
3	Stewart, Josaiah - Mich	8	DE	6	1	6.5	0.81
4	Carter, Abdul - PSU	8	LB	6	0	6	0.75
5	Jacas, Gabe - Illini	9	LB	6	1	6.5	0.72
6	Jenkins, Kydran - Purdue	8	LB	4	3	5.5	0.69
7	Heldt, Will - Purdue	8	DE	4	2	5	0.63
8	Tuimoloau, JT - OSU	8	DL	3	3	4.5	0.56
9	Graves, Aaron - Iowa	9	DL	5	0	5	0.56
10	Robinson, Ty - Nebr	9	DL	5	0	5	0.56

TACKLES FOR LOSS (Minimum 1.25 Total Tackles For Loss/Game, Games Played Pct. 75%)

#	Player	G	Pos	Solo	Ast	Total	Avg/g
1	Kamara, Mikail - IND	9	DL	12	5	14.5	1.61
2	Carter, Abdul - PSU	8	LB	9	5	11.5	1.44
3	Stewart, Josaiah - Mich	8	DE	9	4	11	1.38

FUMBLES FORCED (Minimum Games Played Pct. 75%)

#	Player	G	No.	Avg/g
1	Jacas, Gabe - Illini	9	3	0.33
2	Wyatt, Kellan - MD	7	2	0.29
3	Ramsey, Kamari - USC	7	2	0.29
4	Ransom, Lathan - OSU	7	2	0.29
5	Stewart, Josaiah - Mich	8	2	0.25
6	Djabome, Dariel - RU	8	2	0.25
7	Rogers, Eric - RU	8	2	0.25
8	Hancock, Jordan - OSU	8	2	0.25
9	McGahee IV, Willis - Nebr	8	2	0.25
10	Hurkett, Ethan - Iowa	9	2	0.22

FUMBLES RECOVERED (Minimum Games Played Pct. 75%)

#	Player	G	No.	Avg/g
1	Kamara, Mikail - IND	9	2	0.22
2	Grant, Kenneth - Mich	9	2	0.22
3	Simon, Cody - OSU	7	1	0.14
4	Baranowski, Maverick - MINN	7	1	0.14
5	Ransom, Lathan - OSU	7	1	0.14
6	Fuller, Quashon - MD	7	1	0.14
7	Mueller, Xander - NU	7	1	0.14
8	Miller, Glendon - MD	7	1	0.14
9	Walters, Damon - NU	7	1	0.14
10	Addison, Bryan - UCLA	8	1	0.13

PASSES DEFENDED (Minimum Games Played Pct. 75%)

#	Player	G	Brup	Int.	Total	Avg/g
1	Walley, Justin - MINN	7	9	2	11	1.57
2	Johnson, Theran - NU	9	10	2	12	1.33
3	Brantley, Charles - MSU	9	7	3	10	1.11
4	Harris, Jermari - Iowa	9	7	3	10	1.11
5	Hill, Jyaire - Mich	8	7	1	8	1.00
6	Dixon, Thaddeus - UW	9	8	1	9	1.00
7	Muhammad, Jabbar - Oregon	9	8	0	8	0.89
8	Bruener, Carson - UW	9	5	3	8	0.89
9	Breedlove, Kyndrich - Purdue	8	4	3	7	0.88
10	Loyal, Shaquan - RU	8	5	2	7	0.88



**2024-25 Big Ten Football
Extended Team Leaders
All games**

SCORING OFFENSE

Team	G	TD	FG	XPT	2XP	DXP	Saf	Pts	Avg/G
Indiana	9	57	6	57	0	0	1	419	46.56
Ohio St.	8	41	5	41	0	0	0	302	37.75
Oregon	9	41	11	35	2	0	0	318	35.33
Iowa	9	35	11	32	0	0	1	277	30.78
Penn St.	8	31	10	30	0	0	0	246	30.75
Southern California	9	35	10	35	0	0	0	275	30.56
Maryland	8	29	9	26	1	0	0	229	28.63
Minnesota	9	30	13	29	0	0	0	248	27.56
Illinois	9	27	15	24	1	0	0	233	25.89
Rutgers	8	27	6	22	1	0	1	206	25.75
Wisconsin	9	28	9	27	1	0	1	226	25.11
Washington	9	25	13	21	1	0	0	212	23.56
Nebraska	9	27	7	25	1	0	1	212	23.56
Michigan	9	23	10	19	1	0	0	189	21
Purdue	8	20	7	17	2	0	0	162	20.25
Michigan St.	9	18	17	17	0	0	1	178	19.78
Northwestern	9	19	13	18	0	0	1	173	19.22
UCLA	8	16	12	15	1	0	0	149	18.63

TOTAL DEFENSE

Team	G	Rush	Pass	Plays	Yards	Avg/P	TD	Avg/G
Ohio St.	8	759	1292	464	2051	4.42	9	256.38
Indiana	9	653	1696	545	2349	4.31	15	261
Penn St.	8	827	1404	482	2231	4.63	12	278.88
Minnesota	9	1089	1526	544	2615	4.81	17	290.56
Washington	9	1357	1278	570	2635	4.62	18	292.78
Oregon	9	1093	1555	534	2648	4.96	16	294.22
Nebraska	9	923	1850	539	2773	5.14	21	308.11
Iowa	9	957	1831	554	2788	5.03	16	309.78
Wisconsin	9	1481	1430	541	2911	5.38	23	323.44
Michigan St.	9	1159	1753	544	2912	5.35	28	323.56
Michigan	9	984	2122	595	3106	5.22	25	345.11
Northwestern	9	973	2170	601	3143	5.23	22	349.22
UCLA	8	803	2090	528	2893	5.48	28	361.63
Illinois	9	1386	1903	578	3289	5.69	21	365.44
Southern California	9	1201	2136	590	3337	5.66	23	370.78
Maryland	8	842	2206	528	3048	5.77	25	381
Rutgers	8	1327	1813	505	3140	6.22	27	392.5
Purdue	8	1626	1959	532	3585	6.74	36	448.13

SCORING DEFENSE

Team	G	TD	FG	XPT	2XP	DXP	Saf	Pts	Avg/G
Ohio St.	8	10	9	7	1	0	0	96	12
Indiana	9	15	6	15	0	0	0	123	13.67
Penn St.	8	12	12	10	1	0	0	120	15
Oregon	9	17	8	16	0	0	0	142	15.78
Minnesota	9	17	11	16	0	0	0	151	16.78
Iowa	9	19	10	18	0	0	0	162	18
Washington	9	19	12	19	0	0	1	171	19
Nebraska	9	22	6	22	0	0	0	172	19.11
Illinois	9	22	12	18	2	0	0	190	21.11
Wisconsin	9	25	6	25	0	0	0	193	21.44
Northwestern	9	23	11	22	0	0	2	197	21.89
Southern California	9	24	11	19	2	0	0	200	22.22
Michigan	9	25	11	23	2	0	0	210	23.33
Michigan St.	9	28	7	24	1	0	1	217	24.11
Rutgers	8	27	2	24	3	0	0	198	24.75
Maryland	8	27	11	27	0	0	0	222	27.75
UCLA	8	28	10	23	1	0	0	223	27.88
Purdue	8	39	8	37	0	0	0	295	36.88

TOTAL OFFENSE PLAYS

Team	G	Rush	Pass	Plays	Yards	Avg/P	TD	Avg/G
Southern California	9	1319	2621	621	3940	6.34	34	437.78
Oregon	9	1513	2694	615	4207	6.84	39	467.44
Wisconsin	9	1563	1842	614	3405	5.55	28	378.33
Nebraska	9	1124	2063	606	3187	5.26	25	354.11
Indiana	9	1727	2559	601	4286	7.13	55	476.22
Washington	9	1336	2526	600	3862	6.44	25	429.11
Maryland	8	952	2516	592	3468	5.86	29	433.5
Illinois	9	1282	1922	570	3204	5.62	26	356
Michigan St.	9	1060	2052	562	3112	5.54	17	345.78
Minnesota	9	1012	2024	561	3036	5.41	28	337.33
Rutgers	8	1453	1650	555	3103	5.59	26	387.88
Iowa	9	2001	1204	546	3205	5.87	33	356.11
Northwestern	9	1009	1584	541	2593	4.79	16	288.11
Michigan	9	1486	1209	534	2695	5.05	21	299.44
Ohio St.	8	1492	2169	512	3661	7.15	39	457.63
Penn St.	8	1500	2016	511	3516	6.88	29	439.5
UCLA	8	591	1882	459	2473	5.39	14	309.13
Purdue	8	1192	1486	447	2678	5.99	19	334.75



**2024-25 Big Ten Football
Extended Team Leaders
All games**

TOUCHDOWNS SCORED

Team	G	TD	FG	XPT	2XP	DXP	Saf	Pts	Avg/G
Indiana	9	57	6	57	0	0	1	419	46.56
Oregon	9	41	11	35	2	0	0	318	35.33
Ohio St.	8	41	5	41	0	0	0	302	37.75
Southern California	9	35	10	35	0	0	0	275	30.56
Iowa	9	35	11	32	0	0	1	277	30.78
Penn St.	8	31	10	30	0	0	0	246	30.75
Minnesota	9	30	13	29	0	0	0	248	27.56
Maryland	8	29	9	26	1	0	0	229	28.63
Wisconsin	9	28	9	27	1	0	1	226	25.11
Rutgers	8	27	6	22	1	0	1	206	25.75
Nebraska	9	27	7	25	1	0	1	212	23.56
Illinois	9	27	15	24	1	0	0	233	25.89
Washington	9	25	13	21	1	0	0	212	23.56
Michigan	9	23	10	19	1	0	0	189	21
Purdue	8	20	7	17	2	0	0	162	20.25
Northwestern	9	19	13	18	0	0	1	173	19.22
Michigan St.	9	18	17	17	0	0	1	178	19.78
UCLA	8	16	12	15	1	0	0	149	18.63

TOTAL OFFENSE YARDS

Team	G	Rush	Pass	Plays	Yards	Avg/P	TD	Avg/G
Indiana	9	1727	2559	601	4286	7.13	55	476.22
Oregon	9	1513	2694	615	4207	6.84	39	467.44
Southern California	9	1319	2621	621	3940	6.34	34	437.78
Washington	9	1336	2526	600	3862	6.44	25	429.11
Ohio St.	8	1492	2169	512	3661	7.15	39	457.63
Penn St.	8	1500	2016	511	3516	6.88	29	439.5
Maryland	8	952	2516	592	3468	5.86	29	433.5
Wisconsin	9	1563	1842	614	3405	5.55	28	378.33
Iowa	9	2001	1204	546	3205	5.87	33	356.11
Illinois	9	1282	1922	570	3204	5.62	26	356
Nebraska	9	1124	2063	606	3187	5.26	25	354.11
Michigan St.	9	1060	2052	562	3112	5.54	17	345.78
Rutgers	8	1453	1650	555	3103	5.59	26	387.88
Minnesota	9	1012	2024	561	3036	5.41	28	337.33
Michigan	9	1486	1209	534	2695	5.05	21	299.44
Purdue	8	1192	1486	447	2678	5.99	19	334.75
Northwestern	9	1009	1584	541	2593	4.79	16	288.11
UCLA	8	591	1882	459	2473	5.39	14	309.13

PTS SCORED KICKING

Team	G	TD	FG	XPT	2XP	DXP	Saf	Pts	Avg/G
Indiana	9	57	6	57	0	0	1	419	46.56
Oregon	9	41	11	35	2	0	0	318	35.33
Ohio St.	8	41	5	41	0	0	0	302	37.75
Iowa	9	35	11	32	0	0	1	277	30.78
Southern California	9	35	10	35	0	0	0	275	30.56
Minnesota	9	30	13	29	0	0	0	248	27.56
Penn St.	8	31	10	30	0	0	0	246	30.75
Illinois	9	27	15	24	1	0	0	233	25.89
Maryland	8	29	9	26	1	0	0	229	28.63
Wisconsin	9	28	9	27	1	0	1	226	25.11
Washington	9	25	13	21	1	0	0	212	23.56
Nebraska	9	27	7	25	1	0	1	212	23.56
Rutgers	8	27	6	22	1	0	1	206	25.75
Michigan	9	23	10	19	1	0	0	189	21
Michigan St.	9	18	17	17	0	0	1	178	19.78
Northwestern	9	19	13	18	0	0	1	173	19.22
Purdue	8	20	7	17	2	0	0	162	20.25
UCLA	8	16	12	15	1	0	0	149	18.63

TOTAL OFF. AVG/PLAY

Team	G	Rush	Pass	Plays	Yards	Avg/P	TD	Avg/G
Ohio St.	8	1492	2169	512	3661	7.15	39	457.63
Indiana	9	1727	2559	601	4286	7.13	55	476.22
Penn St.	8	1500	2016	511	3516	6.88	29	439.5
Oregon	9	1513	2694	615	4207	6.84	39	467.44
Washington	9	1336	2526	600	3862	6.44	25	429.11
Southern California	9	1319	2621	621	3940	6.34	34	437.78
Purdue	8	1192	1486	447	2678	5.99	19	334.75
Iowa	9	2001	1204	546	3205	5.87	33	356.11
Maryland	8	952	2516	592	3468	5.86	29	433.5
Illinois	9	1282	1922	570	3204	5.62	26	356
Rutgers	8	1453	1650	555	3103	5.59	26	387.88
Wisconsin	9	1563	1842	614	3405	5.55	28	378.33
Michigan St.	9	1060	2052	562	3112	5.54	17	345.78
Minnesota	9	1012	2024	561	3036	5.41	28	337.33
UCLA	8	591	1882	459	2473	5.39	14	309.13
Nebraska	9	1124	2063	606	3187	5.26	25	354.11
Michigan	9	1486	1209	534	2695	5.05	21	299.44
Northwestern	9	1009	1584	541	2593	4.79	16	288.11



**2024-25 Big Ten Football
Extended Team Leaders
All games**

TOTAL OFFENSE

Team	G	Rush	Pass	Plays	Yards	Avg/P	TD	Avg/G
Indiana	9	1727	2559	601	4286	7.13	55	476.22
Oregon	9	1513	2694	615	4207	6.84	39	467.44
Ohio St.	8	1492	2169	512	3661	7.15	39	457.63
Penn St.	8	1500	2016	511	3516	6.88	29	439.5
Southern California	9	1319	2621	621	3940	6.34	34	437.78
Maryland	8	952	2516	592	3468	5.86	29	433.5
Washington	9	1336	2526	600	3862	6.44	25	429.11
Rutgers	8	1453	1650	555	3103	5.59	26	387.88
Wisconsin	9	1563	1842	614	3405	5.55	28	378.33
Iowa	9	2001	1204	546	3205	5.87	33	356.11
Illinois	9	1282	1922	570	3204	5.62	26	356
Nebraska	9	1124	2063	606	3187	5.26	25	354.11
Michigan St.	9	1060	2052	562	3112	5.54	17	345.78
Minnesota	9	1012	2024	561	3036	5.41	28	337.33
Purdue	8	1192	1486	447	2678	5.99	19	334.75
UCLA	8	591	1882	459	2473	5.39	14	309.13
Michigan	9	1486	1209	534	2695	5.05	21	299.44
Northwestern	9	1009	1584	541	2593	4.79	16	288.11
Northwestern	9	1009	1584	541	2593	4.79	16	288.11

TOTAL OFFENSE TDS

Team	G	Rush	Pass	Plays	Yards	Avg/P	TD	Avg/G
Indiana	9	1727	2559	601	4286	7.13	55	476.22
Oregon	9	1513	2694	615	4207	6.84	39	467.44
Ohio St.	8	1492	2169	512	3661	7.15	39	457.63
Southern California	9	1319	2621	621	3940	6.34	34	437.78
Iowa	9	2001	1204	546	3205	5.87	33	356.11
Penn St.	8	1500	2016	511	3516	6.88	29	439.5
Maryland	8	952	2516	592	3468	5.86	29	433.5
Wisconsin	9	1563	1842	614	3405	5.55	28	378.33
Minnesota	9	1012	2024	561	3036	5.41	28	337.33
Rutgers	8	1453	1650	555	3103	5.59	26	387.88
Illinois	9	1282	1922	570	3204	5.62	26	356
Washington	9	1336	2526	600	3862	6.44	25	429.11
Nebraska	9	1124	2063	606	3187	5.26	25	354.11
Michigan	9	1486	1209	534	2695	5.05	21	299.44
Purdue	8	1192	1486	447	2678	5.99	19	334.75
Michigan St.	9	1060	2052	562	3112	5.54	17	345.78
Northwestern	9	1009	1584	541	2593	4.79	16	288.11
UCLA	8	591	1882	459	2473	5.39	14	309.13

RUSHING OFFENSE

Team	G	Att	Yards	Avg/A	Long	TD	Avg/G
Iowa	9	348	2001	5.75	75	25	222.33
Indiana	9	351	1727	4.92	51	32	191.89
Penn St.	8	301	1500	4.98	41	13	187.5
Ohio St.	8	282	1492	5.29	86	18	186.5
Rutgers	8	313	1453	4.64	62	17	181.63
Wisconsin	9	339	1563	4.61	55	19	173.67
Oregon	9	320	1513	4.73	54	20	168.11
Michigan	9	324	1486	4.59	63	11	165.11
Purdue	8	238	1192	5.01	69	8	149
Washington	9	287	1336	4.66	64	10	148.44
Southern California	9	246	1319	5.36	75	16	146.56
Illinois	9	314	1282	4.08	42	10	142.44
Nebraska	9	311	1124	3.61	42	15	124.89
Maryland	8	257	952	3.7	75	13	119
Michigan St.	9	304	1060	3.49	63	9	117.78
Minnesota	9	274	1012	3.69	80	14	112.44
Northwestern	9	271	1009	3.72	51	11	112.11
UCLA	8	208	591	2.84	57	3	73.88

RUSHING TDS

Team	G	Att	Yards	Avg/A	Long	TD	Avg/G
Indiana	9	351	1727	4.92	51	32	191.89
Iowa	9	348	2001	5.75	75	25	222.33
Oregon	9	320	1513	4.73	54	20	168.11
Wisconsin	9	339	1563	4.61	55	19	173.67
Ohio St.	8	282	1492	5.29	86	18	186.5
Rutgers	8	313	1453	4.64	62	17	181.63
Southern California	9	246	1319	5.36	75	16	146.56
Nebraska	9	311	1124	3.61	42	15	124.89
Minnesota	9	274	1012	3.69	80	14	112.44
Penn St.	8	301	1500	4.98	41	13	187.5
Maryland	8	257	952	3.7	75	13	119
Northwestern	9	271	1009	3.72	51	11	112.11
Michigan	9	324	1486	4.59	63	11	165.11
Washington	9	287	1336	4.66	64	10	148.44
Illinois	9	314	1282	4.08	42	10	142.44
Michigan St.	9	304	1060	3.49	63	9	117.78
Purdue	8	238	1192	5.01	69	8	149
UCLA	8	208	591	2.84	57	3	73.88



**2024-25 Big Ten Football
Extended Team Leaders
All games**

RUSHING DEFENSE

Team	G	Att	Yards	Avg/A	Long	TD	Avg/G
Indiana	9	259	653	2.52	75	7	72.56
Ohio St.	8	257	759	2.95	38	5	94.88
UCLA	8	242	803	3.32	30	13	100.38
Nebraska	9	281	923	3.28	57	5	102.56
Penn St.	8	245	827	3.38	75	4	103.38
Maryland	8	252	842	3.34	51	10	105.25
Iowa	9	265	957	3.61	31	2	106.33
Northwestern	9	286	973	3.4	41	11	108.11
Michigan	9	277	984	3.55	65	10	109.33
Minnesota	9	282	1089	3.86	42	11	121
Oregon	9	272	1093	4.02	70	10	121.44
Michigan St.	9	306	1159	3.79	75	12	128.78
Southern California	9	286	1201	4.2	63	15	133.44
Washington	9	318	1357	4.27	53	10	150.78
Illinois	9	306	1386	4.53	35	9	154
Wisconsin	9	313	1481	4.73	35	14	164.56
Rutgers	8	260	1327	5.1	73	17	165.88
Purdue	8	321	1626	5.07	70	24	203.25

PASS EFFICIENCY

Team	G	Comp-Att-Int	Pct.	Yds	Avg/G	TD	Effic
Indiana	9	178 - 250 - 4	71.20	2559	284.33	23	184.34
Ohio St.	8	165 - 230 - 5	71.74	2169	271.13	21	176.74
Penn St.	8	150 - 210 - 6	71.43	2016	252.00	16	171.50
Oregon	9	220 - 295 - 5	74.58	2694	299.33	19	169.15
Washington	9	223 - 313 - 4	71.25	2526	280.67	15	152.30
Maryland	8	229 - 335 - 6	68.36	2516	314.50	16	143.63
Illinois	9	159 - 256 - 3	62.11	1922	213.56	16	143.46
Minnesota	9	194 - 287 - 4	67.60	2024	224.89	14	140.14
UCLA	8	165 - 251 - 9	65.74	1882	235.25	11	136.01
Purdue	8	130 - 209 - 5	62.20	1486	185.75	11	134.51
Southern California	9	241 - 375 - 9	64.27	2621	291.22	18	134.02
Michigan St.	9	161 - 258 - 11	62.40	2052	228.00	8	130.92
Nebraska	9	188 - 295 - 9	63.73	2063	229.22	10	127.56
Iowa	9	122 - 198 - 5	61.62	1204	133.78	8	120.98
Wisconsin	9	161 - 275 - 8	58.55	1842	204.67	9	119.79
Rutgers	8	131 - 242 - 5	54.13	1650	206.25	9	119.55
Michigan	9	128 - 210 - 9	60.95	1209	134.33	10	116.46
Northwestern	9	148 - 270 - 6	54.81	1584	176.00	5	105.76

YARDS PER RUSH

Team	G	Att	Yards	Avg/A	Long	TD	Avg/G
Iowa	9	348	2001	5.75	75	25	222.33
Southern California	9	246	1319	5.36	75	16	146.56
Ohio St.	8	282	1492	5.29	86	18	186.5
Purdue	8	238	1192	5.01	69	8	149
Penn St.	8	301	1500	4.98	41	13	187.5
Indiana	9	351	1727	4.92	51	32	191.89
Oregon	9	320	1513	4.73	54	20	168.11
Washington	9	287	1336	4.66	64	10	148.44
Rutgers	8	313	1453	4.64	62	17	181.63
Wisconsin	9	339	1563	4.61	55	19	173.67
Michigan	9	324	1486	4.59	63	11	165.11
Illinois	9	314	1282	4.08	42	10	142.44
Northwestern	9	271	1009	3.72	51	11	112.11
Maryland	8	257	952	3.7	75	13	119
Minnesota	9	274	1012	3.69	80	14	112.44
Nebraska	9	311	1124	3.61	42	15	124.89
Michigan St.	9	304	1060	3.49	63	9	117.78
UCLA	8	208	591	2.84	57	3	73.88

PASS DEFENSE EFFIC.

Team	G	Comp-Att-Int	Pct.	Yds	Avg/G	TD	Effic
Washington	9	128 - 252 - 8	50.79	1278	142.00	8	97.52
Minnesota	9	157 - 262 - 15	59.92	1526	169.56	6	104.96
Oregon	9	146 - 262 - 7	55.73	1555	172.78	6	107.79
Penn St.	8	138 - 237 - 7	58.23	1404	175.50	8	113.22
Indiana	9	178 - 286 - 11	62.24	1696	188.44	8	113.59
Ohio St.	8	132 - 207 - 6	63.77	1292	161.50	4	116.78
Wisconsin	9	135 - 228 - 3	59.21	1430	158.89	9	122.29
Iowa	9	182 - 289 - 12	62.98	1831	203.44	14	123.88
Northwestern	9	194 - 315 - 7	61.59	2170	241.11	11	126.53
Illinois	9	168 - 272 - 9	61.76	1903	211.44	12	128.48
Michigan	9	198 - 318 - 6	62.26	2122	235.78	15	130.11
Southern California	9	204 - 304 - 7	67.11	2136	237.33	8	130.21
Rutgers	8	157 - 245 - 5	64.08	1813	226.63	10	135.63
Nebraska	9	163 - 258 - 9	63.18	1850	205.56	16	136.90
Maryland	8	167 - 276 - 9	60.51	2206	275.75	15	139.06
Michigan St.	9	148 - 238 - 8	62.18	1753	194.78	16	139.52
UCLA	8	190 - 286 - 6	66.43	2090	261.25	15	140.93
Purdue	8	137 - 211 - 4	64.93	1959	244.88	12	157.89



2024-25 Big Ten Football Extended Team Leaders All games

RUSH ATTEMPTS

Team	G	Att	Yards	Avg/A	Long	TD	Avg/G
Indiana	9	351	1727	4.92	51	32	191.89
Iowa	9	348	2001	5.75	75	25	222.33
Wisconsin	9	339	1563	4.61	55	19	173.67
Michigan	9	324	1486	4.59	63	11	165.11
Oregon	9	320	1513	4.73	54	20	168.11
Illinois	9	314	1282	4.08	42	10	142.44
Rutgers	8	313	1453	4.64	62	17	181.63
Nebraska	9	311	1124	3.61	42	15	124.89
Michigan St.	9	304	1060	3.49	63	9	117.78
Penn St.	8	301	1500	4.98	41	13	187.5
Washington	9	287	1336	4.66	64	10	148.44
Ohio St.	8	282	1492	5.29	86	18	186.5
Minnesota	9	274	1012	3.69	80	14	112.44
Northwestern	9	271	1009	3.72	51	11	112.11
Maryland	8	257	952	3.7	75	13	119
Southern California	9	246	1319	5.36	75	16	146.56
Purdue	8	238	1192	5.01	69	8	149
UCLA	8	208	591	2.84	57	3	73.88

RUSH YARDS

Team	G	Att	Yards	Avg/A	Long	TD	Avg/G
Iowa	9	348	2001	5.75	75	25	222.33
Indiana	9	351	1727	4.92	51	32	191.89
Wisconsin	9	339	1563	4.61	55	19	173.67
Oregon	9	320	1513	4.73	54	20	168.11
Penn St.	8	301	1500	4.98	41	13	187.5
Ohio St.	8	282	1492	5.29	86	18	186.5
Michigan	9	324	1486	4.59	63	11	165.11
Rutgers	8	313	1453	4.64	62	17	181.63
Washington	9	287	1336	4.66	64	10	148.44
Southern California	9	246	1319	5.36	75	16	146.56
Illinois	9	314	1282	4.08	42	10	142.44
Purdue	8	238	1192	5.01	69	8	149
Nebraska	9	311	1124	3.61	42	15	124.89
Michigan St.	9	304	1060	3.49	63	9	117.78
Minnesota	9	274	1012	3.69	80	14	112.44
Northwestern	9	271	1009	3.72	51	11	112.11
Maryland	8	257	952	3.7	75	13	119
UCLA	8	208	591	2.84	57	3	73.88



**2024-25 Big Ten Football
Extended Team Leaders
All games**

PASS OFFENSE

Team	G	Comp-Att-Int	Pct.	Yds	Avg/A	TD	Avg/G
Maryland	8	229 - 335 - 6	68.36	2516	7.51	16	314.50
Oregon	9	220 - 295 - 5	74.58	2694	9.13	19	299.33
Southern California	9	241 - 375 - 9	64.27	2621	6.99	18	291.22
Indiana	9	178 - 250 - 4	71.20	2559	10.24	23	284.33
Washington	9	223 - 313 - 4	71.25	2526	8.07	15	280.67
Ohio St.	8	165 - 230 - 5	71.74	2169	9.43	21	271.13
Penn St.	8	150 - 210 - 6	71.43	2016	9.60	16	252.00
UCLA	8	165 - 251 - 9	65.74	1882	7.50	11	235.25
Nebraska	9	188 - 295 - 9	63.73	2063	6.99	10	229.22
Michigan St.	9	161 - 258 - 11	62.40	2052	7.95	8	228.00
Minnesota	9	194 - 287 - 4	67.60	2024	7.05	14	224.89
Illinois	9	159 - 256 - 3	62.11	1922	7.51	16	213.56
Rutgers	8	131 - 242 - 5	54.13	1650	6.82	9	206.25
Wisconsin	9	161 - 275 - 8	58.55	1842	6.70	9	204.67
Purdue	8	130 - 209 - 5	62.20	1486	7.11	11	185.75
Northwestern	9	148 - 270 - 6	54.81	1584	5.87	5	176.00
Michigan	9	128 - 210 - 9	60.95	1209	5.76	10	134.33
Iowa	9	122 - 198 - 5	61.62	1204	6.08	8	133.78

PASS COMP. PCT

Team	G	Comp-Att-Int	Pct.	Yds	Avg/A	TD	Avg/G
Oregon	9	220 - 295 - 5	74.58	2694	9.13	19	299.33
Ohio St.	8	165 - 230 - 5	71.74	2169	9.43	21	271.13
Penn St.	8	150 - 210 - 6	71.43	2016	9.60	16	252.00
Washington	9	223 - 313 - 4	71.25	2526	8.07	15	280.67
Indiana	9	178 - 250 - 4	71.20	2559	10.24	23	284.33
Maryland	8	229 - 335 - 6	68.36	2516	7.51	16	314.50
Minnesota	9	194 - 287 - 4	67.60	2024	7.05	14	224.89
UCLA	8	165 - 251 - 9	65.74	1882	7.50	11	235.25
Southern California	9	241 - 375 - 9	64.27	2621	6.99	18	291.22
Nebraska	9	188 - 295 - 9	63.73	2063	6.99	10	229.22
Michigan St.	9	161 - 258 - 11	62.40	2052	7.95	8	228.00
Purdue	8	130 - 209 - 5	62.20	1486	7.11	11	185.75
Illinois	9	159 - 256 - 3	62.11	1922	7.51	16	213.56
Iowa	9	122 - 198 - 5	61.62	1204	6.08	8	133.78
Michigan	9	128 - 210 - 9	60.95	1209	5.76	10	134.33
Wisconsin	9	161 - 275 - 8	58.55	1842	6.70	9	204.67
Northwestern	9	148 - 270 - 6	54.81	1584	5.87	5	176.00
Rutgers	8	131 - 242 - 5	54.13	1650	6.82	9	206.25

PASS DEFENSE

Team	G	Comp-Att-Int	Pct.	Yds	Avg/A	TD	Avg/G
Washington	9	128 - 252 - 8	50.79	1278	5.07	8	142.00
Wisconsin	9	135 - 228 - 3	59.21	1430	6.27	9	158.89
Ohio St.	8	132 - 207 - 6	63.77	1292	6.24	4	161.50
Minnesota	9	157 - 262 - 15	59.92	1526	5.82	6	169.56
Oregon	9	146 - 262 - 7	55.73	1555	5.94	6	172.78
Penn St.	8	138 - 237 - 7	58.23	1404	5.92	8	175.50
Indiana	9	178 - 286 - 11	62.24	1696	5.93	8	188.44
Michigan St.	9	148 - 238 - 8	62.18	1753	7.37	16	194.78
Iowa	9	182 - 289 - 12	62.98	1831	6.34	14	203.44
Nebraska	9	163 - 258 - 9	63.18	1850	7.17	16	205.56
Illinois	9	168 - 272 - 9	61.76	1903	7.00	12	211.44
Rutgers	8	157 - 245 - 5	64.08	1813	7.40	10	226.63
Michigan	9	198 - 318 - 6	62.26	2122	6.67	15	235.78
Southern California	9	204 - 304 - 7	67.11	2136	7.03	8	237.33
Northwestern	9	194 - 315 - 7	61.59	2170	6.89	11	241.11
Purdue	8	137 - 211 - 4	64.93	1959	9.28	12	244.88
UCLA	8	190 - 286 - 6	66.43	2090	7.31	15	261.25
Maryland	8	167 - 276 - 9	60.51	2206	7.99	15	275.75

PASS YDS/COMP.

Team	G	Comp-Att-Int	Pct.	Yds	Avg/A	TD	Avg/G
Indiana	9	178 - 250 - 4	71.20	2559	10.24	23	284.33
Ohio St.	8	165 - 230 - 5	71.74	2169	9.43	21	271.13
Penn St.	8	150 - 210 - 6	71.43	2016	9.60	16	252.00
Oregon	9	220 - 295 - 5	74.58	2694	9.13	19	299.33
Washington	9	223 - 313 - 4	71.25	2526	8.07	15	280.67
Maryland	8	229 - 335 - 6	68.36	2516	7.51	16	314.50
Illinois	9	159 - 256 - 3	62.11	1922	7.51	16	213.56
Minnesota	9	194 - 287 - 4	67.60	2024	7.05	14	224.89
UCLA	8	165 - 251 - 9	65.74	1882	7.50	11	235.25
Purdue	8	130 - 209 - 5	62.20	1486	7.11	11	185.75
Southern California	9	241 - 375 - 9	64.27	2621	6.99	18	291.22
Michigan St.	9	161 - 258 - 11	62.40	2052	7.95	8	228.00
Nebraska	9	188 - 295 - 9	63.73	2063	6.99	10	229.22
Iowa	9	122 - 198 - 5	61.62	1204	6.08	8	133.78
Wisconsin	9	161 - 275 - 8	58.55	1842	6.70	9	204.67
Rutgers	8	131 - 242 - 5	54.13	1650	6.82	9	206.25
Michigan	9	128 - 210 - 9	60.95	1209	5.76	10	134.33
Northwestern	9	148 - 270 - 6	54.81	1584	5.87	5	176.00



**2024-25 Big Ten Football
Extended Team Leaders
All games**

PASS ATTEMPTS

Team	G	Comp-Att-Int	Pct.	Yds	Avg/A	TD	Avg/G
Southern California	9	241 - 375 - 9	64.27	2621	6.99	18	291.22
Maryland	8	229 - 335 - 6	68.36	2516	7.51	16	314.50
Washington	9	223 - 313 - 4	71.25	2526	8.07	15	280.67
Oregon	9	220 - 295 - 5	74.58	2694	9.13	19	299.33
Nebraska	9	188 - 295 - 9	63.73	2063	6.99	10	229.22
Minnesota	9	194 - 287 - 4	67.60	2024	7.05	14	224.89
Wisconsin	9	161 - 275 - 8	58.55	1842	6.70	9	204.67
Northwestern	9	148 - 270 - 6	54.81	1584	5.87	5	176.00
Michigan St.	9	161 - 258 - 11	62.40	2052	7.95	8	228.00
Illinois	9	159 - 256 - 3	62.11	1922	7.51	16	213.56
UCLA	8	165 - 251 - 9	65.74	1882	7.50	11	235.25
Indiana	9	178 - 250 - 4	71.20	2559	10.24	23	284.33
Rutgers	8	131 - 242 - 5	54.13	1650	6.82	9	206.25
Ohio St.	8	165 - 230 - 5	71.74	2169	9.43	21	271.13
Penn St.	8	150 - 210 - 6	71.43	2016	9.60	16	252.00
Michigan	9	128 - 210 - 9	60.95	1209	5.76	10	134.33
Purdue	8	130 - 209 - 5	62.20	1486	7.11	11	185.75
Iowa	9	122 - 198 - 5	61.62	1204	6.08	8	133.78

PASS YDS/ATT.

Team	G	Comp-Att-Int	Pct.	Yds	Avg/A	TD	Avg/G
Indiana	9	178 - 250 - 4	71.20	2559	10.24	23	284.33
Oregon	9	220 - 295 - 5	74.58	2694	9.13	19	299.33
Ohio St.	8	165 - 230 - 5	71.74	2169	9.43	21	271.13
Penn St.	8	150 - 210 - 6	71.43	2016	9.60	16	252.00
Washington	9	223 - 313 - 4	71.25	2526	8.07	15	280.67
Michigan St.	9	161 - 258 - 11	62.40	2052	7.95	8	228.00
Illinois	9	159 - 256 - 3	62.11	1922	7.51	16	213.56
Minnesota	9	194 - 287 - 4	67.60	2024	7.05	14	224.89
Southern California	9	241 - 375 - 9	64.27	2621	6.99	18	291.22
Nebraska	9	188 - 295 - 9	63.73	2063	6.99	10	229.22
Maryland	8	229 - 335 - 6	68.36	2516	7.51	16	314.50
Wisconsin	9	161 - 275 - 8	58.55	1842	6.70	9	204.67
UCLA	8	165 - 251 - 9	65.74	1882	7.50	11	235.25
Iowa	9	122 - 198 - 5	61.62	1204	6.08	8	133.78
Rutgers	8	131 - 242 - 5	54.13	1650	6.82	9	206.25
Purdue	8	130 - 209 - 5	62.20	1486	7.11	11	185.75
Northwestern	9	148 - 270 - 6	54.81	1584	5.87	5	176.00
Michigan	9	128 - 210 - 9	60.95	1209	5.76	10	134.33

PASS COMPLETIONS

Team	G	Comp-Att-Int	Pct.	Yds	Avg/A	TD	Avg/G
Southern California	9	241 - 375 - 9	64.27	2621	6.99	18	291.22
Maryland	8	229 - 335 - 6	68.36	2516	7.51	16	314.50
Washington	9	223 - 313 - 4	71.25	2526	8.07	15	280.67
Oregon	9	220 - 295 - 5	74.58	2694	9.13	19	299.33
Minnesota	9	194 - 287 - 4	67.60	2024	7.05	14	224.89
Nebraska	9	188 - 295 - 9	63.73	2063	6.99	10	229.22
Indiana	9	178 - 250 - 4	71.20	2559	10.24	23	284.33
UCLA	8	165 - 251 - 9	65.74	1882	7.50	11	235.25
Ohio St.	8	165 - 230 - 5	71.74	2169	9.43	21	271.13
Wisconsin	9	161 - 275 - 8	58.55	1842	6.70	9	204.67
Michigan St.	9	161 - 258 - 11	62.40	2052	7.95	8	228.00
Illinois	9	159 - 256 - 3	62.11	1922	7.51	16	213.56
Penn St.	8	150 - 210 - 6	71.43	2016	9.60	16	252.00
Northwestern	9	148 - 270 - 6	54.81	1584	5.87	5	176.00
Rutgers	8	131 - 242 - 5	54.13	1650	6.82	9	206.25
Purdue	8	130 - 209 - 5	62.20	1486	7.11	11	185.75
Michigan	9	128 - 210 - 9	60.95	1209	5.76	10	134.33
Iowa	9	122 - 198 - 5	61.62	1204	6.08	8	133.78

PASS INTERCEPTIONS

Team	G	Comp-Att-Int	Pct.	Yds	Avg/A	TD	Avg/G
Illinois	9	159 - 256 - 3	62.11	1922	7.51	16	213.56
Washington	9	223 - 313 - 4	71.25	2526	8.07	15	280.67
Minnesota	9	194 - 287 - 4	67.60	2024	7.05	14	224.89
Indiana	9	178 - 250 - 4	71.20	2559	10.24	23	284.33
Rutgers	8	131 - 242 - 5	54.13	1650	6.82	9	206.25
Purdue	8	130 - 209 - 5	62.20	1486	7.11	11	185.75
Oregon	9	220 - 295 - 5	74.58	2694	9.13	19	299.33
Ohio St.	8	165 - 230 - 5	71.74	2169	9.43	21	271.13
Iowa	9	122 - 198 - 5	61.62	1204	6.08	8	133.78
Penn St.	8	150 - 210 - 6	71.43	2016	9.60	16	252.00
Northwestern	9	148 - 270 - 6	54.81	1584	5.87	5	176.00
Maryland	8	229 - 335 - 6	68.36	2516	7.51	16	314.50
Wisconsin	9	161 - 275 - 8	58.55	1842	6.70	9	204.67
UCLA	8	165 - 251 - 9	65.74	1882	7.50	11	235.25
Southern California	9	241 - 375 - 9	64.27	2621	6.99	18	291.22
Nebraska	9	188 - 295 - 9	63.73	2063	6.99	10	229.22
Michigan	9	128 - 210 - 9	60.95	1209	5.76	10	134.33
Michigan St.	9	161 - 258 - 11	62.40	2052	7.95	8	228.00



**2024-25 Big Ten Football
Extended Team Leaders
All games**

PASS YARDS

Team	G	Comp-Att-Int	Pct.	Yds	Avg/A	TD	Avg/G
Oregon	9	220 - 295 - 5	74.58	2694	9.13	19	299.33
Southern California	9	241 - 375 - 9	64.27	2621	6.99	18	291.22
Indiana	9	178 - 250 - 4	71.20	2559	10.24	23	284.33
Washington	9	223 - 313 - 4	71.25	2526	8.07	15	280.67
Maryland	8	229 - 335 - 6	68.36	2516	7.51	16	314.50
Ohio St.	8	165 - 230 - 5	71.74	2169	9.43	21	271.13
Nebraska	9	188 - 295 - 9	63.73	2063	6.99	10	229.22
Michigan St.	9	161 - 258 - 11	62.40	2052	7.95	8	228.00
Minnesota	9	194 - 287 - 4	67.60	2024	7.05	14	224.89
Penn St.	8	150 - 210 - 6	71.43	2016	9.60	16	252.00
Illinois	9	159 - 256 - 3	62.11	1922	7.51	16	213.56
UCLA	8	165 - 251 - 9	65.74	1882	7.50	11	235.25
Wisconsin	9	161 - 275 - 8	58.55	1842	6.70	9	204.67
Rutgers	8	131 - 242 - 5	54.13	1650	6.82	9	206.25
Northwestern	9	148 - 270 - 6	54.81	1584	5.87	5	176.00
Purdue	8	130 - 209 - 5	62.20	1486	7.11	11	185.75
Michigan	9	128 - 210 - 9	60.95	1209	5.76	10	134.33
Iowa	9	122 - 198 - 5	61.62	1204	6.08	8	133.78

PASSING TDS

Team	G	Comp-Att-Int	Pct.	Yds	Avg/A	TD	Avg/G
Indiana	9	178 - 250 - 4	71.20	2559	10.24	23	284.33
Ohio St.	8	165 - 230 - 5	71.74	2169	9.43	21	271.13
Oregon	9	220 - 295 - 5	74.58	2694	9.13	19	299.33
Southern California	9	241 - 375 - 9	64.27	2621	6.99	18	291.22
Penn St.	8	150 - 210 - 6	71.43	2016	9.60	16	252.00
Maryland	8	229 - 335 - 6	68.36	2516	7.51	16	314.50
Illinois	9	159 - 256 - 3	62.11	1922	7.51	16	213.56
Washington	9	223 - 313 - 4	71.25	2526	8.07	15	280.67
Minnesota	9	194 - 287 - 4	67.60	2024	7.05	14	224.89
UCLA	8	165 - 251 - 9	65.74	1882	7.50	11	235.25
Purdue	8	130 - 209 - 5	62.20	1486	7.11	11	185.75
Nebraska	9	188 - 295 - 9	63.73	2063	6.99	10	229.22
Michigan	9	128 - 210 - 9	60.95	1209	5.76	10	134.33
Wisconsin	9	161 - 275 - 8	58.55	1842	6.70	9	204.67
Rutgers	8	131 - 242 - 5	54.13	1650	6.82	9	206.25
Michigan St.	9	161 - 258 - 11	62.40	2052	7.95	8	228.00
Iowa	9	122 - 198 - 5	61.62	1204	6.08	8	133.78
Northwestern	9	148 - 270 - 6	54.81	1584	5.87	5	176.00

FIELD GOALS

Team	G	Made	Att	Pct
Indiana	9	6	6	100
Michigan	9	10	11	90.91
Michigan St.	9	17	19	89.47
Ohio St.	8	5	6	83.33
UCLA	8	12	15	80
Illinois	9	15	19	78.95
Oregon	9	11	14	78.57
Iowa	9	11	14	78.57
Purdue	8	7	9	77.78
Penn St.	8	10	13	76.92
Wisconsin	9	9	13	69.23
Maryland	8	9	13	69.23
Northwestern	9	13	19	68.42
Minnesota	9	13	19	68.42
Southern California	9	10	15	66.67
Washington	9	13	20	65
Rutgers	8	6	10	60
Nebraska	9	7	12	58.33

PATS KICKS MADE

Team	G	Made	Att	Pct
Indiana	9	57	57	100
Ohio St.	8	41	41	100
Southern California	9	35	35	100
Oregon	9	35	37	94.59
Iowa	9	32	32	100
Penn St.	8	30	30	100
Minnesota	9	29	29	100
Wisconsin	9	27	27	100
Maryland	8	26	27	96.3
Nebraska	9	25	26	96.15
Illinois	9	24	24	100
Rutgers	8	22	23	95.65
Washington	9	21	22	95.45
Michigan	9	19	20	95
Northwestern	9	18	18	100
Purdue	8	17	17	100
Michigan St.	9	17	18	94.44
UCLA	8	15	15	100



**2024-25 Big Ten Football
Extended Team Leaders
All games**

FIELD GOALS ATTEMPTED

Team	G	Made	Att	Pct
Washington	9	13	20	65
Northwestern	9	13	19	68.42
Minnesota	9	13	19	68.42
Michigan St.	9	17	19	89.47
Illinois	9	15	19	78.95
UCLA	8	12	15	80
Southern California	9	10	15	66.67
Oregon	9	11	14	78.57
Iowa	9	11	14	78.57
Wisconsin	9	9	13	69.23
Penn St.	8	10	13	76.92
Maryland	8	9	13	69.23
Nebraska	9	7	12	58.33
Michigan	9	10	11	90.91
Rutgers	8	6	10	60
Purdue	8	7	9	77.78
Ohio St.	8	5	6	83.33
Indiana	9	6	6	100

NET YARDS PER PUNT

Team	G	No.	Yards	Avg/P	Ret.	Avg/R	TB	Net/P
Southern California	9	30	1446	48.20	79	7.90	0	45.57
Indiana	9	19	842	44.32	15	3.75	0	43.53
Wisconsin	9	39	1786	45.79	63	5.25	3	42.64
Michigan St.	9	31	1460	47.10	112	8.62	2	42.19
Maryland	8	34	1546	45.47	83	8.30	2	41.85
Purdue	8	41	1836	44.78	81	6.23	2	41.83
Oregon	9	24	1101	45.88	43	14.33	3	41.58
UCLA	8	31	1335	43.06	48	4.80	1	40.87
Ohio St.	8	25	1055	42.20	31	6.20	1	40.16
Penn St.	8	25	1069	42.76	26	8.67	2	40.12
Iowa	9	45	2041	45.36	152	21.71	5	39.76
Rutgers	8	33	1406	42.61	35	11.67	4	39.12
Minnesota	9	36	1518	42.17	110	9.17	0	39.11
Illinois	9	29	1212	41.79	39	7.80	2	39.07
Michigan	9	40	1663	41.58	125	15.63	2	37.45
Northwestern	9	47	2030	43.19	224	11.20	3	37.15
Nebraska	9	35	1471	42.03	174	11.60	3	35.34
Washington	9	28	1203	42.96	232	15.47	1	33.96

FIELD GOALS MADE

Team	G	Made	Att	Pct
Michigan St.	9	17	19	89.47
Illinois	9	15	19	78.95
Washington	9	13	20	65
Northwestern	9	13	19	68.42
Minnesota	9	13	19	68.42
UCLA	8	12	15	80
Oregon	9	11	14	78.57
Iowa	9	11	14	78.57
Southern California	9	10	15	66.67
Penn St.	8	10	13	76.92
Michigan	9	10	11	90.91
Wisconsin	9	9	13	69.23
Maryland	8	9	13	69.23
Purdue	8	7	9	77.78
Nebraska	9	7	12	58.33
Rutgers	8	6	10	60
Indiana	9	6	6	100
Ohio St.	8	5	6	83.33

AVG YARDS PER PUNT

Team	G	No.	Yards	Avg/P	Ret.	Avg/R	TB	Net/P
Northwestern	9	47	2030	43.19	224	11.20	3	37.15
Iowa	9	45	2041	45.36	152	21.71	5	39.76
Purdue	8	41	1836	44.78	81	6.23	2	41.83
Michigan	9	40	1663	41.58	125	15.63	2	37.45
Wisconsin	9	39	1786	45.79	63	5.25	3	42.64
Minnesota	9	36	1518	42.17	110	9.17	0	39.11
Nebraska	9	35	1471	42.03	174	11.60	3	35.34
Maryland	8	34	1546	45.47	83	8.30	2	41.85
Rutgers	8	33	1406	42.61	35	11.67	4	39.12
UCLA	8	31	1335	43.06	48	4.80	1	40.87
Michigan St.	9	31	1460	47.10	112	8.62	2	42.19
Southern California	9	30	1446	48.20	79	7.90	0	45.57
Illinois	9	29	1212	41.79	39	7.80	2	39.07
Washington	9	28	1203	42.96	232	15.47	1	33.96
Penn St.	8	25	1069	42.76	26	8.67	2	40.12
Ohio St.	8	25	1055	42.20	31	6.20	1	40.16
Oregon	9	24	1101	45.88	43	14.33	3	41.58
Indiana	9	19	842	44.32	15	3.75	0	43.53



2024-25 Big Ten Football
Extended Team Leaders
All games

PAT KICKING

Team	G	Made	Att	Pct
Wisconsin	9	27	27	100
UCLA	8	15	15	100
Southern California	9	35	35	100
Purdue	8	17	17	100
Penn St.	8	30	30	100
Ohio St.	8	41	41	100
Northwestern	9	18	18	100
Minnesota	9	29	29	100
Iowa	9	32	32	100
Indiana	9	57	57	100
Illinois	9	24	24	100
Maryland	8	26	27	96.3
Nebraska	9	25	26	96.15
Rutgers	8	22	23	95.65
Washington	9	21	22	95.45
Michigan	9	19	20	95
Oregon	9	35	37	94.59
Michigan St.	9	17	18	94.44

NUMBER OF PUNTS

Team	G	No.	Yards	Avg/P	Ret.	Avg/R	TB	Net/P
Northwestern	9	47	2030	43.19	224	11.20	3	37.15
Iowa	9	45	2041	45.36	152	21.71	5	39.76
Purdue	8	41	1836	44.78	81	6.23	2	41.83
Michigan	9	40	1663	41.58	125	15.63	2	37.45
Wisconsin	9	39	1786	45.79	63	5.25	3	42.64
Minnesota	9	36	1518	42.17	110	9.17	0	39.11
Nebraska	9	35	1471	42.03	174	11.60	3	35.34
Maryland	8	34	1546	45.47	83	8.30	2	41.85
Rutgers	8	33	1406	42.61	35	11.67	4	39.12
UCLA	8	31	1335	43.06	48	4.80	1	40.87
Michigan St.	9	31	1460	47.10	112	8.62	2	42.19
Southern California	9	30	1446	48.20	79	7.90	0	45.57
Illinois	9	29	1212	41.79	39	7.80	2	39.07
Washington	9	28	1203	42.96	232	15.47	1	33.96
Penn St.	8	25	1069	42.76	26	8.67	2	40.12
Ohio St.	8	25	1055	42.20	31	6.20	1	40.16
Oregon	9	24	1101	45.88	43	14.33	3	41.58
Indiana	9	19	842	44.32	15	3.75	0	43.53

PAT KICK ATTEMPTS

Team	G	Made	Att	Pct
Indiana	9	57	57	100
Ohio St.	8	41	41	100
Oregon	9	35	37	94.59
Southern California	9	35	35	100
Iowa	9	32	32	100
Penn St.	8	30	30	100
Minnesota	9	29	29	100
Wisconsin	9	27	27	100
Maryland	8	26	27	96.3
Nebraska	9	25	26	96.15
Illinois	9	24	24	100
Rutgers	8	22	23	95.65
Washington	9	21	22	95.45
Michigan	9	19	20	95
Northwestern	9	18	18	100
Michigan St.	9	17	18	94.44
Purdue	8	17	17	100
UCLA	8	15	15	100

YARDS PUNTED

Team	G	No.	Yards	Avg/P	Ret.	Avg/R	TB	Net/P
Iowa	9	45	2041	45.36	152	21.71	5	39.76
Northwestern	9	47	2030	43.19	224	11.20	3	37.15
Purdue	8	41	1836	44.78	81	6.23	2	41.83
Wisconsin	9	39	1786	45.79	63	5.25	3	42.64
Michigan	9	40	1663	41.58	125	15.63	2	37.45
Maryland	8	34	1546	45.47	83	8.30	2	41.85
Minnesota	9	36	1518	42.17	110	9.17	0	39.11
Nebraska	9	35	1471	42.03	174	11.60	3	35.34
Michigan St.	9	31	1460	47.10	112	8.62	2	42.19
Southern California	9	30	1446	48.20	79	7.90	0	45.57
Rutgers	8	33	1406	42.61	35	11.67	4	39.12
UCLA	8	31	1335	43.06	48	4.80	1	40.87
Illinois	9	29	1212	41.79	39	7.80	2	39.07
Washington	9	28	1203	42.96	232	15.47	1	33.96
Oregon	9	24	1101	45.88	43	14.33	3	41.58
Penn St.	8	25	1069	42.76	26	8.67	2	40.12
Ohio St.	8	25	1055	42.20	31	6.20	1	40.16
Indiana	9	19	842	44.32	15	3.75	0	43.53



**2024-25 Big Ten Football
Extended Team Leaders
All games**

PUNT RETURN AVG

Team	G	No	Yards	TD	Long	Avg.
UCLA	8	4	57	0	18	14.25
Northwestern	9	13	184	1	72	14.15
Illinois	9	15	194	0	37	12.93
Iowa	9	21	257	1	85	12.24
Oregon	9	13	155	1	85	11.92
Minnesota	9	15	178	0	60	11.87
Michigan	9	12	137	0	22	11.42
Rutgers	8	6	68	0	20	11.33
Indiana	9	22	245	0	65	11.14
Maryland	8	11	98	0	27	8.91
Michigan St.	9	5	42	0	24	8.4
Ohio St.	8	14	117	0	36	8.36
Purdue	8	10	81	0	20	8.1
Washington	9	10	67	0	25	6.7
Wisconsin	9	12	66	0	15	5.5
Nebraska	9	11	60	0	13	5.45
Southern California	9	10	54	0	20	5.4
Penn St.	8	13	62	0	23	4.77

KICK RETURNS

Team	G	No.	Yards	TD	Long	Avg.
Iowa	9	20	501	0	39	25.05
Northwestern	9	19	475	0	96	25.00
Wisconsin	9	17	407	0	74	23.94
Nebraska	9	17	283	0	40	16.65
Southern California	9	15	337	0	80	22.47
Michigan	9	15	281	0	29	18.73
Washington	9	14	330	0	50	23.57
Minnesota	9	13	238	0	27	18.31
Penn St.	8	12	229	0	27	19.08
UCLA	8	10	187	0	24	18.70
Purdue	8	9	170	0	33	18.89
Maryland	8	9	118	0	33	13.11
Michigan St.	9	8	135	0	33	16.88
Ohio St.	8	7	86	0	23	12.29
Oregon	9	6	208	1	100	34.67
Illinois	9	6	115	0	27	19.17
Indiana	9	4	84	0	32	21.00
Rutgers	8	3	56	0	20	18.67

PUNT RETURNS

Team	G	No	Yards	TD	Long	Avg.
Indiana	9	22	245	0	65	11.14
Iowa	9	21	257	1	85	12.24
Minnesota	9	15	178	0	60	11.87
Illinois	9	15	194	0	37	12.93
Ohio St.	8	14	117	0	36	8.36
Penn St.	8	13	62	0	23	4.77
Oregon	9	13	155	1	85	11.92
Northwestern	9	13	184	1	72	14.15
Wisconsin	9	12	66	0	15	5.5
Michigan	9	12	137	0	22	11.42
Nebraska	9	11	60	0	13	5.45
Maryland	8	11	98	0	27	8.91
Washington	9	10	67	0	25	6.7
Southern California	9	10	54	0	20	5.4
Purdue	8	10	81	0	20	8.1
Rutgers	8	6	68	0	20	11.33
Michigan St.	9	5	42	0	24	8.4
UCLA	8	4	57	0	18	14.25

KICK RETURN YARDS

Team	G	No.	Yards	TD	Long	Avg.
Iowa	9	20	501	0	39	25.05
Northwestern	9	19	475	0	96	25.00
Wisconsin	9	17	407	0	74	23.94
Southern California	9	15	337	0	80	22.47
Washington	9	14	330	0	50	23.57
Nebraska	9	17	283	0	40	16.65
Michigan	9	15	281	0	29	18.73
Minnesota	9	13	238	0	27	18.31
Penn St.	8	12	229	0	27	19.08
Oregon	9	6	208	1	100	34.67
UCLA	8	10	187	0	24	18.70
Purdue	8	9	170	0	33	18.89
Michigan St.	9	8	135	0	33	16.88
Maryland	8	9	118	0	33	13.11
Illinois	9	6	115	0	27	19.17
Ohio St.	8	7	86	0	23	12.29
Indiana	9	4	84	0	32	21.00
Rutgers	8	3	56	0	20	18.67



2024-25 Big Ten Football
Extended Team Leaders
All games

PUNT RETURN YARDS

Team	G	No	Yards	TD	Long	Avg.
Iowa	9	21	257	1	85	12.24
Indiana	9	22	245	0	65	11.14
Illinois	9	15	194	0	37	12.93
Northwestern	9	13	184	1	72	14.15
Minnesota	9	15	178	0	60	11.87
Oregon	9	13	155	1	85	11.92
Michigan	9	12	137	0	22	11.42
Ohio St.	8	14	117	0	36	8.36
Maryland	8	11	98	0	27	8.91
Purdue	8	10	81	0	20	8.1
Rutgers	8	6	68	0	20	11.33
Washington	9	10	67	0	25	6.7
Wisconsin	9	12	66	0	15	5.5
Penn St.	8	13	62	0	23	4.77
Nebraska	9	11	60	0	13	5.45
UCLA	8	4	57	0	18	14.25
Southern California	9	10	54	0	20	5.4
Michigan St.	9	5	42	0	24	8.4

KICK RETURN TDS

Team	G	No.	Yards	TD	Long	Avg.
Oregon	9	6	208	1	100	34.67
Wisconsin	9	17	407	0	74	23.94
Washington	9	14	330	0	50	23.57
UCLA	8	10	187	0	24	18.70
Southern California	9	15	337	0	80	22.47
Rutgers	8	3	56	0	20	18.67
Purdue	8	9	170	0	33	18.89
Penn St.	8	12	229	0	27	19.08
Ohio St.	8	7	86	0	23	12.29
Northwestern	9	19	475	0	96	25.00
Nebraska	9	17	283	0	40	16.65
Minnesota	9	13	238	0	27	18.31
Michigan St.	9	8	135	0	33	16.88
Michigan	9	15	281	0	29	18.73
Maryland	8	9	118	0	33	13.11
Iowa	9	20	501	0	39	25.05
Indiana	9	4	84	0	32	21.00
Illinois	9	6	115	0	27	19.17

PUNT RETURN TDS

Team	G	No	Yards	TD	Long	Avg.
Oregon	9	13	155	1	85	11.92
Northwestern	9	13	184	1	72	14.15
Iowa	9	21	257	1	85	12.24
Wisconsin	9	12	66	0	15	5.5
Washington	9	10	67	0	25	6.7
UCLA	8	4	57	0	18	14.25
Southern California	9	10	54	0	20	5.4
Rutgers	8	6	68	0	20	11.33
Purdue	8	10	81	0	20	8.1
Penn St.	8	13	62	0	23	4.77
Ohio St.	8	14	117	0	36	8.36
Nebraska	9	11	60	0	13	5.45
Minnesota	9	15	178	0	60	11.87
Michigan St.	9	5	42	0	24	8.4
Michigan	9	12	137	0	22	11.42
Maryland	8	11	98	0	27	8.91
Indiana	9	22	245	0	65	11.14
Illinois	9	15	194	0	37	12.93



2024-25 Big Ten Football
Extended Team Leaders
All games

KICKOFF RETURNS

Team	G	No	Yards	TD	Long	Avg.
Wisconsin	9	45	1831	0	74	40.69
Iowa	9	54	2196	0	39	40.67
Northwestern	9	41	1664	0	96	40.59
Michigan	9	41	1663	0	29	40.56
Penn St.	8	48	1942	0	27	40.46
Indiana	9	71	2868	0	32	40.39
UCLA	8	34	1368	0	24	40.24
Ohio St.	8	54	2172	0	23	40.22
Nebraska	9	42	1682	0	40	40.05
Minnesota	9	50	2001	0	27	40.02
Illinois	9	46	1833	0	27	39.85
Maryland	8	45	1787	0	33	39.71
Purdue	8	32	1268	0	33	39.63
Oregon	9	60	2366	1	100	39.43
Michigan St.	9	43	1688	0	33	39.26
Southern California	9	53	2071	0	80	39.08
Rutgers	8	39	1501	0	20	38.49
Washington	9	48	1785	0	50	37.19



2024-25 Big Ten Football
Extended Team Leaders
All games

INTERCEPTION RETURN AVG

Team	G	No.	Yards	TD	Long	Avg.
Michigan St.	9	8	214	1	100	26.75
UCLA	8	6	144	2	96	24.00
Michigan	9	6	133	2	86	22.17
Rutgers	8	5	99	1	52	19.80
Southern California	9	7	137	1	55	19.57
Indiana	9	11	215	2	78	19.55
Northwestern	9	7	130	1	85	18.57
Ohio St.	8	6	105	1	45	17.50
Washington	9	8	131	0	35	16.38
Nebraska	9	9	139	2	35	15.44
Maryland	8	9	133	0	51	14.78
Minnesota	9	15	207	2	70	13.80
Penn St.	8	7	92	2	31	13.14
Iowa	9	12	140	1	32	11.67
Illinois	9	9	98	1	30	10.89
Wisconsin	9	3	8	0	8	2.67
Oregon	9	7	6	0	12	0.86
Purdue	8	4	0	0	0	0.00

FUMBLE RETURNS

Team	G	No.	Yards	TD	Long	Avg.
Wisconsin	9	7	0	0	0	0.00
Washington	9	2	0	0	0	0.00
UCLA	8	1	0	0	0	0.00
Southern California	9	5	0	0	0	0.00
Rutgers	8	4	3	0	3	0.75
Purdue	8	1	16	1	16	16.00
Penn St.	8	4	10	0	9	2.50
Oregon	9	4	0	0	0	0.00
Ohio St.	8	5	35	1	27	7.00
Northwestern	9	6	2	1	2	0.33
Nebraska	9	3	0	0	0	0.00
Minnesota	9	4	0	0	0	0.00
Michigan St.	9	1	0	0	0	0.00
Michigan	9	4	21	0	18	5.25
Maryland	8	6	0	0	0	0.00
Iowa	9	5	0	0	0	0.00
Indiana	9	5	0	0	0	0.00
Illinois	9	5	3	0	3	0.60

INTERCEPTION RETURNS

Team	G	No.	Yards	TD	Long	Avg.
Minnesota	9	15	207	2	70	13.80
Iowa	9	12	140	1	32	11.67
Indiana	9	11	215	2	78	19.55
Nebraska	9	9	139	2	35	15.44
Maryland	8	9	133	0	51	14.78
Illinois	9	9	98	1	30	10.89
Washington	9	8	131	0	35	16.38
Michigan St.	9	8	214	1	100	26.75
Southern California	9	7	137	1	55	19.57
Penn St.	8	7	92	2	31	13.14
Oregon	9	7	6	0	12	0.86
Northwestern	9	7	130	1	85	18.57
UCLA	8	6	144	2	96	24.00
Ohio St.	8	6	105	1	45	17.50
Michigan	9	6	133	2	86	22.17
Rutgers	8	5	99	1	52	19.80
Purdue	8	4	0	0	0	0.00
Wisconsin	9	3	8	0	8	2.67

FUMBLE RETURN YARDS

Team	G	No.	Yards	TD	Long	Avg.
Ohio St.	8	5	35	1	27	7.00
Michigan	9	4	21	0	18	5.25
Purdue	8	1	16	1	16	16.00
Penn St.	8	4	10	0	9	2.50
Rutgers	8	4	3	0	3	0.75
Illinois	9	5	3	0	3	0.60
Northwestern	9	6	2	1	2	0.33
Wisconsin	9	7	0	0	0	0.00
Washington	9	2	0	0	0	0.00
UCLA	8	1	0	0	0	0.00
Southern California	9	5	0	0	0	0.00
Oregon	9	4	0	0	0	0.00
Nebraska	9	3	0	0	0	0.00
Minnesota	9	4	0	0	0	0.00
Michigan St.	9	1	0	0	0	0.00
Maryland	8	6	0	0	0	0.00
Iowa	9	5	0	0	0	0.00
Indiana	9	5	0	0	0	0.00



2024-25 Big Ten Football
Extended Team Leaders
All games

INTERCEPTION RET YARDS

Team	G	No.	Yards	TD	Long	Avg.
Indiana	9	11	215	2	78	19.55
Michigan St.	9	8	214	1	100	26.75
Minnesota	9	15	207	2	70	13.80
UCLA	8	6	144	2	96	24.00
Iowa	9	12	140	1	32	11.67
Nebraska	9	9	139	2	35	15.44
Southern California	9	7	137	1	55	19.57
Michigan	9	6	133	2	86	22.17
Maryland	8	9	133	0	51	14.78
Washington	9	8	131	0	35	16.38
Northwestern	9	7	130	1	85	18.57
Ohio St.	8	6	105	1	45	17.50
Rutgers	8	5	99	1	52	19.80
Illinois	9	9	98	1	30	10.89
Penn St.	8	7	92	2	31	13.14
Wisconsin	9	3	8	0	8	2.67
Oregon	9	7	6	0	12	0.86
Purdue	8	4	0	0	0	0.00

FUMBLE RETURN TDS

Team	G	No.	Yards	TD	Long	Avg.
Purdue	8	1	16	1	16	16.00
Ohio St.	8	5	35	1	27	7.00
Northwestern	9	6	2	1	2	0.33
Wisconsin	9	7	0	0	0	0.00
Washington	9	2	0	0	0	0.00
UCLA	8	1	0	0	0	0.00
Southern California	9	5	0	0	0	0.00
Rutgers	8	4	3	0	3	0.75
Penn St.	8	4	10	0	9	2.50
Oregon	9	4	0	0	0	0.00
Nebraska	9	3	0	0	0	0.00
Minnesota	9	4	0	0	0	0.00
Michigan St.	9	1	0	0	0	0.00
Michigan	9	4	21	0	18	5.25
Maryland	8	6	0	0	0	0.00
Iowa	9	5	0	0	0	0.00
Indiana	9	5	0	0	0	0.00
Illinois	9	5	3	0	3	0.60

INTERCEPTION RETURN TDS

Team	G	No.	Yards	TD	Long	Avg.
UCLA	8	6	144	2	96	24.00
Penn St.	8	7	92	2	31	13.14
Nebraska	9	9	139	2	35	15.44
Minnesota	9	15	207	2	70	13.80
Michigan	9	6	133	2	86	22.17
Indiana	9	11	215	2	78	19.55
Southern California	9	7	137	1	55	19.57
Rutgers	8	5	99	1	52	19.80
Ohio St.	8	6	105	1	45	17.50
Northwestern	9	7	130	1	85	18.57
Michigan St.	9	8	214	1	100	26.75
Iowa	9	12	140	1	32	11.67
Illinois	9	9	98	1	30	10.89
Wisconsin	9	3	8	0	8	2.67
Washington	9	8	131	0	35	16.38
Purdue	8	4	0	0	0	0.00
Oregon	9	7	6	0	12	0.86
Maryland	8	9	133	0	51	14.78

FUMBLE RECOVERED

Team	G	No.	Yards	TD	Long	Avg.
Wisconsin	9	7	0	0	0	0.00
Northwestern	9	6	2	1	2	0.33
Maryland	8	6	0	0	0	0.00
Southern California	9	5	0	0	0	0.00
Ohio St.	8	5	35	1	27	7.00
Iowa	9	5	0	0	0	0.00
Indiana	9	5	0	0	0	0.00
Illinois	9	5	3	0	3	0.60
Rutgers	8	4	3	0	3	0.75
Penn St.	8	4	10	0	9	2.50
Oregon	9	4	0	0	0	0.00
Minnesota	9	4	0	0	0	0.00
Michigan	9	4	21	0	18	5.25
Nebraska	9	3	0	0	0	0.00
Washington	9	2	0	0	0	0.00
UCLA	8	1	0	0	0	0.00
Purdue	8	1	16	1	16	16.00
Michigan St.	9	1	0	0	0	0.00



2024-25 Big Ten Football
Extended Team Leaders
All games

FUMBLE RETURN AVG

Team	G	No.	Yards	TD	Long	Avg.
Purdue	8	1	16	1	16	16.00
Ohio St.	8	5	35	1	27	7.00
Michigan	9	4	21	0	18	5.25
Penn St.	8	4	10	0	9	2.50
Rutgers	8	4	3	0	3	0.75
Illinois	9	5	3	0	3	0.60
Northwestern	9	6	2	1	2	0.33
Wisconsin	9	7	0	0	0	0.00
Washington	9	2	0	0	0	0.00
UCLA	8	1	0	0	0	0.00
Southern California	9	5	0	0	0	0.00
Oregon	9	4	0	0	0	0.00
Nebraska	9	3	0	0	0	0.00
Minnesota	9	4	0	0	0	0.00
Michigan St.	9	1	0	0	0	0.00
Maryland	8	6	0	0	0	0.00
Iowa	9	5	0	0	0	0.00
Indiana	9	5	0	0	0	0.00

TURNOVER MARGIN

Team	Lost			Gained			Margin	Per/G	
	G	Fum	Int	Tot	Fum	Int			Tot
Minnesota	9	3	4	7	4	15	19	12	1.33
Iowa	9	2	5	7	5	12	17	10	1.11
Indiana	9	2	4	6	5	11	16	10	1.11
Maryland	8	5	6	11	6	9	15	4	0.50
Illinois	9	7	3	10	5	9	14	4	0.44
Washington	9	3	4	7	2	8	10	3	0.33
Rutgers	8	1	5	6	4	5	9	3	0.38
Penn St.	8	2	6	8	4	7	11	3	0.38
Oregon	9	4	5	9	4	7	11	2	0.22
Northwestern	9	5	6	11	6	7	13	2	0.22
Ohio St.	8	5	5	10	5	6	11	1	0.13
Nebraska	9	3	9	12	3	9	12	0	0.00
Southern California	9	5	9	14	5	7	12	-2	-0.22
Wisconsin	9	7	8	15	7	3	10	-5	-0.56
UCLA	8	3	9	12	1	6	7	-5	-0.63
Purdue	8	5	5	10	1	4	5	-5	-0.63
Michigan	9	6	9	15	4	6	10	-5	-0.56
Michigan St.	9	7	11	18	1	8	9	-9	-1.00

FIRST DOWNS

Team	G	Rush	Pass	Pen	Total	Avg/G
Indiana	9	96	117	16	229	25.44
Oregon	9	81	123	14	218	24.22
Southern California	9	65	132	13	210	23.33
Washington	9	73	116	8	197	21.89
Nebraska	9	76	89	29	194	21.56
Penn St.	8	82	97	10	189	23.63
Illinois	9	72	96	19	187	20.78
Maryland	8	54	118	14	186	23.25
Minnesota	9	62	101	22	185	20.56
Wisconsin	9	89	79	15	183	20.33
Rutgers	8	82	75	19	176	22
Ohio St.	8	73	95	7	175	21.88
Michigan St.	9	74	86	13	173	19.22
Iowa	9	90	60	11	161	17.89
Michigan	9	77	60	6	143	15.89
Northwestern	9	60	67	12	139	15.44
UCLA	8	35	86	15	136	17
Purdue	8	52	64	4	120	15

3RD-DOWN CONVERSIONS

Team	G	Conv.	Att.	Pct.
Oregon	9	57	109	52.29
Indiana	9	49	97	50.52
Penn St.	8	43	91	47.25
Minnesota	9	54	115	46.96
Southern California	9	53	113	46.9
Iowa	9	54	120	45
Ohio St.	8	42	94	44.68
Illinois	9	48	108	44.44
Nebraska	9	55	127	43.31
Maryland	8	51	119	42.86
Rutgers	8	47	113	41.59
Michigan St.	9	48	116	41.38
Wisconsin	9	50	123	40.65
Michigan	9	46	115	40
UCLA	8	37	97	38.14
Washington	9	40	106	37.74
Purdue	8	34	97	35.05
Northwestern	9	35	118	29.66



**2024-25 Big Ten Football
Extended Team Leaders
All games**

1ST DOWNS RUSHING

Team	G	Rush	Pass	Pen	Total	Avg/G
Indiana	9	96	117	16	229	25.44
Iowa	9	90	60	11	161	17.89
Wisconsin	9	89	79	15	183	20.33
Rutgers	8	82	75	19	176	22
Penn St.	8	82	97	10	189	23.63
Oregon	9	81	123	14	218	24.22
Michigan	9	77	60	6	143	15.89
Nebraska	9	76	89	29	194	21.56
Michigan St.	9	74	86	13	173	19.22
Washington	9	73	116	8	197	21.89
Ohio St.	8	73	95	7	175	21.88
Illinois	9	72	96	19	187	20.78
Southern California	9	65	132	13	210	23.33
Minnesota	9	62	101	22	185	20.56
Northwestern	9	60	67	12	139	15.44
Maryland	8	54	118	14	186	23.25
Purdue	8	52	64	4	120	15
UCLA	8	35	86	15	136	17

OPT 3RD-DN CONVERT

Team	G	Conv.	Att.	Pct.
Ohio St.	8	35	111	31.53
Iowa	9	37	117	31.62
Southern California	9	38	119	31.93
Oregon	9	38	115	33.04
Indiana	9	39	118	33.05
Penn St.	8	37	107	34.58
Nebraska	9	41	114	35.96
Northwestern	9	44	120	36.67
Washington	9	47	124	37.9
Wisconsin	9	46	119	38.66
Maryland	8	45	109	41.28
Rutgers	8	44	106	41.51
Michigan St.	9	50	117	42.74
Michigan	9	58	132	43.94
Illinois	9	52	115	45.22
Minnesota	9	56	123	45.53
Purdue	8	46	97	47.42
UCLA	8	59	108	54.63

1ST DOWNS PASSING

Team	G	Rush	Pass	Pen	Total	Avg/G
Southern California	9	65	132	13	210	23.33
Oregon	9	81	123	14	218	24.22
Maryland	8	54	118	14	186	23.25
Indiana	9	96	117	16	229	25.44
Washington	9	73	116	8	197	21.89
Minnesota	9	62	101	22	185	20.56
Penn St.	8	82	97	10	189	23.63
Illinois	9	72	96	19	187	20.78
Ohio St.	8	73	95	7	175	21.88
Nebraska	9	76	89	29	194	21.56
UCLA	8	35	86	15	136	17
Michigan St.	9	74	86	13	173	19.22
Wisconsin	9	89	79	15	183	20.33
Rutgers	8	82	75	19	176	22
Northwestern	9	60	67	12	139	15.44
Purdue	8	52	64	4	120	15
Michigan	9	77	60	6	143	15.89
Iowa	9	90	60	11	161	17.89

4TH-DOWN CONVERSIONS

Team	G	Conv.	Att.	Pct.
Minnesota	9	7	8	87.5
Michigan	9	10	13	76.92
Ohio St.	8	11	15	73.33
UCLA	8	7	10	70
Wisconsin	9	10	15	66.67
Penn St.	8	5	8	62.5
Oregon	9	6	10	60
Indiana	9	10	17	58.82
Northwestern	9	7	12	58.33
Southern California	9	6	11	54.55
Michigan St.	9	6	12	50
Maryland	8	9	20	45
Illinois	9	6	14	42.86
Washington	9	8	19	42.11
Rutgers	8	7	20	35
Iowa	9	2	6	33.33
Nebraska	9	5	17	29.41
Purdue	8	2	11	18.18



2024-25 Big Ten Football
Extended Team Leaders
All games

1ST DOWNS BY PENALTY

Team	G	Rush	Pass	Pen	Total	Avg/G
Nebraska	9	76	89	29	194	21.56
Minnesota	9	62	101	22	185	20.56
Rutgers	8	82	75	19	176	22
Illinois	9	72	96	19	187	20.78
Indiana	9	96	117	16	229	25.44
Wisconsin	9	89	79	15	183	20.33
UCLA	8	35	86	15	136	17
Oregon	9	81	123	14	218	24.22
Maryland	8	54	118	14	186	23.25
Southern California	9	65	132	13	210	23.33
Michigan St.	9	74	86	13	173	19.22
Northwestern	9	60	67	12	139	15.44
Iowa	9	90	60	11	161	17.89
Penn St.	8	82	97	10	189	23.63
Washington	9	73	116	8	197	21.89
Ohio St.	8	73	95	7	175	21.88
Michigan	9	77	60	6	143	15.89
Purdue	8	52	64	4	120	15

OPP 4TH-DN CONVERT

Team	G	Conv.	Att.	Pct.
Indiana	9	6	26	23.08
UCLA	8	3	9	33.33
Maryland	8	2	6	33.33
Oregon	9	6	17	35.29
Illinois	9	5	14	35.71
Northwestern	9	6	16	37.5
Minnesota	9	3	8	37.5
Nebraska	9	9	20	45
Ohio St.	8	5	11	45.45
Iowa	9	6	12	50
Rutgers	8	8	15	53.33
Washington	9	10	18	55.56
Southern California	9	15	27	55.56
Michigan	9	4	7	57.14
Wisconsin	9	7	12	58.33
Penn St.	8	9	15	60
Michigan St.	9	10	16	62.5
Purdue	8	6	9	66.67

OPPONENT 1ST DOWNS

Team	G	Rush	Pass	Pen	Total	Avg/G
Ohio St.	8	42	57	10	109	13.63
Penn St.	8	52	67	10	129	16.13
Indiana	9	48	74	15	137	15.22
Oregon	9	57	75	10	142	15.78
Minnesota	9	58	77	13	148	16.44
Wisconsin	9	78	65	7	150	16.67
Iowa	9	60	81	9	150	16.67
Rutgers	8	71	74	7	152	19
Nebraska	9	51	84	17	152	16.89
Michigan St.	9	57	87	19	163	18.11
Maryland	8	55	90	19	164	20.5
Washington	9	84	60	24	168	18.67
Northwestern	9	54	108	9	171	19
Michigan	9	62	96	15	173	19.22
UCLA	8	50	101	27	178	22.25
Illinois	9	80	87	12	179	19.89
Southern California	9	63	102	15	180	20
Purdue	8	84	88	17	189	23.63



**2024-25 Big Ten Football
Extended Team Leaders
All games**

SACKS BY

Team	G	No.	Yards	Avg/G
Indiana	9	31	233	3.44
Oregon	9	25	139	2.78
Nebraska	9	25	153	2.78
Ohio St.	8	22	117	2.75
Illinois	9	22	156	2.44
Michigan	9	21	142	2.33
Iowa	9	20	129	2.22
Northwestern	9	19	109	2.11
Purdue	8	17	107	2.13
Penn St.	8	17	111	2.13
Minnesota	9	17	113	1.89
Michigan St.	9	15	89	1.67
Wisconsin	9	14	99	1.56
Washington	9	14	98	1.56
UCLA	8	14	85	1.75
Southern California	9	13	75	1.44
Maryland	8	13	84	1.63
Rutgers	8	12	81	1.5

KICKOFF COVERAGE

Team	G	No	Yards	Avg.	Ret.	TB	NetAvg
Wisconsin	9	45	2898	64.4	151	33	35.47
Iowa	9	54	3464	64.15	299	36	38.2
Northwestern	9	41	2599	63.39	343	22	38.39
Michigan	9	41	2621	63.93	83	26	41.22
Penn St.	8	48	3074	64.04	208	30	42.19
Indiana	9	71	4333	61.03	507	23	50.27
UCLA	8	34	2136	62.82	128	18	43.06
Ohio St.	8	54	3445	63.8	135	39	42.2
Nebraska	9	42	2593	61.74	319	19	42.86
Minnesota	9	50	3211	64.22	76	42	38.46
Illinois	9	46	2867	62.33	207	31	40.7
Maryland	8	45	2809	62.42	361	22	46.8
Purdue	8	32	2013	62.91	174	20	41.97
Oregon	9	60	3779	62.98	177	42	40.27
Michigan St.	9	43	2675	62.21	223	25	42.91
Southern California	9	53	3403	64.21	275	37	40.4
Rutgers	8	39	2259	57.92	273	15	45.97
Washington	9	48	2905	60.52	615	17	44.79

SACKS AGAINST

Team	G	No.	Yards	Avg/G
Indiana	9	7	44	0.78
Wisconsin	9	9	50	1
Penn St.	8	9	59	1.13
Southern California	9	10	59	1.11
Oregon	9	10	85	1.11
Ohio St.	8	10	61	1.25
Iowa	9	10	70	1.11
Northwestern	9	12	81	1.33
Rutgers	8	14	86	1.75
Michigan	9	14	85	1.56
Maryland	8	14	130	1.75
Washington	9	18	120	2
Minnesota	9	19	117	2.11
Purdue	8	20	143	2.5
Nebraska	9	21	157	2.33
UCLA	8	22	150	2.75
Michigan St.	9	27	189	3
Illinois	9	28	166	3.11

RED ZONE OFFENSE

Team	G	Scores	Pct.	TDs	(R-P)	FGs	TurnO
Ohio St.	8	27 - 28	96.43	25	14 - 11	2 - 2	1
Indiana	9	51 - 54	94.44	45	28 - 17	6 - 6	1
UCLA	8	18 - 20	90.00	8	2 - 6	10 - 10	2
Iowa	9	27 - 30	90.00	21	15 - 6	6 - 6	1
Southern California	9	32 - 36	88.89	26	14 - 12	6 - 7	3
Penn St.	8	29 - 33	87.88	22	10 - 12	7 - 7	4
Maryland	8	28 - 32	87.50	21	11 - 10	7 - 7	4
Oregon	9	34 - 39	87.18	28	16 - 12	6 - 6	4
Minnesota	9	31 - 36	86.11	23	11 - 12	8 - 11	1
Illinois	9	30 - 35	85.71	20	9 - 11	10 - 11	4
Michigan	9	17 - 21	80.95	13	6 - 7	4 - 5	2
Purdue	8	21 - 26	80.77	15	7 - 8	6 - 8	3
Washington	9	28 - 35	80.00	19	10 - 9	9 - 13	3
Wisconsin	9	26 - 33	78.79	21	17 - 4	5 - 7	3
Northwestern	9	19 - 25	76.00	12	9 - 3	7 - 9	4
Rutgers	8	28 - 37	75.68	23	16 - 7	5 - 7	6
Nebraska	9	26 - 36	72.22	20	13 - 7	6 - 9	6
Michigan St.	9	22 - 31	70.97	13	7 - 6	9 - 10	8



**2024-25 Big Ten Football
Extended Team Leaders
All games**

PENALTIES

Team	G	No.	Yards	Avg/G
Rutgers	8	31	223	27.88
Wisconsin	9	41	276	30.67
Iowa	9	29	277	30.78
Oregon	9	43	344	38.22
Illinois	9	45	344	38.22
Minnesota	9	47	352	39.11
Ohio St.	8	36	328	41
Michigan	9	40	384	42.67
Indiana	9	44	411	45.67
Northwestern	9	51	425	47.22
Southern California	9	55	434	48.22
Penn St.	8	44	395	49.38
Nebraska	9	62	528	58.67
Michigan St.	9	60	542	60.22
Washington	9	63	555	61.67
Purdue	8	53	521	65.13
Maryland	8	55	523	65.38
UCLA	8	64	561	70.13

RED ZONE DEFENSE

Team	G	Scores	Pct.	TDs	(R-P)	FGs	TurnO
Ohio St.	8	11 - 17	64.71	6	3 - 3	5 - 5	6
Penn St.	8	13 - 18	72.22	8	2 - 6	5 - 6	4
Northwestern	9	27 - 37	72.97	17	8 - 9	10 - 12	6
Washington	9	18 - 24	75.00	12	7 - 5	6 - 7	5
Rutgers	8	19 - 25	76.00	17	12 - 5	2 - 6	2
Michigan	9	29 - 36	80.56	21	9 - 12	8 - 10	5
Oregon	9	21 - 26	80.77	14	9 - 5	7 - 8	4
Michigan St.	9	26 - 32	81.25	22	10 - 12	4 - 6	4
Nebraska	9	20 - 24	83.33	15	4 - 11	5 - 7	2
Maryland	8	25 - 30	83.33	17	9 - 8	8 - 9	3
Minnesota	9	16 - 19	84.21	10	8 - 2	6 - 6	2
Indiana	9	16 - 19	84.21	11	6 - 5	5 - 5	3
Southern California	9	27 - 32	84.38	18	13 - 5	9 - 10	4
Wisconsin	9	22 - 25	88.00	16	11 - 5	6 - 8	1
Iowa	9	17 - 19	89.47	13	2 - 11	4 - 5	1
Illinois	9	26 - 29	89.66	17	8 - 9	9 - 10	2
Purdue	8	28 - 31	90.32	23	17 - 6	5 - 7	1
UCLA	8	30 - 33	90.91	24	13 - 11	6 - 6	2

OPPONENT PENALTIES

Team	G	No.	Yards	Avg/G
Nebraska	9	63	632	70.22
Minnesota	9	49	490	54.44
Illinois	9	52	450	50
Rutgers	8	52	384	48
Purdue	8	45	382	47.75
Maryland	8	43	381	47.63
Southern California	9	54	426	47.33
UCLA	8	46	376	47
Indiana	9	54	423	47
Oregon	9	50	412	45.78
Wisconsin	9	52	411	45.67
Iowa	9	48	357	39.67
Washington	9	41	353	39.22
Michigan St.	9	41	338	37.56
Northwestern	9	34	289	32.11
Penn St.	8	32	256	32
Michigan	9	42	287	31.89
Ohio St.	8	33	245	30.63



TIME OF POSSESSION

Team	G	Total possession	Avg/G
Nebraska	9	286:01	31:47
Michigan St.	9	284:53	31:39
Maryland	8	251:06	31:23
Minnesota	9	281:48	31:19
Penn St.	8	250:24	31:18
Rutgers	8	249:48	31:14
Oregon	9	280:48	31:12
Indiana	9	280:42	31:11
Southern California	9	275:34	30:37
Ohio St.	8	244:17	30:32
Washington	9	274:07	30:28
Michigan	9	274:09	30:28
Wisconsin	9	273:33	30:23
Iowa	9	271:21	30:09
Illinois	9	266:49	29:39
UCLA	8	234:47	29:21
Northwestern	9	263:47	29:19
Purdue	8	213:18	26:40



2024-25 Big Ten Football Conference Active Individual Leaders All games

RUSHING (Minimum Games Played Pct. 75%, 10 Rushing Attempts/Game)

#	Player	G	Att.	Yds	Avg.	TD	Lg	Avg/g
1	Judkins, Quinshon - OSU	34	640	3340	5.22	37	86	98.24
2	Henderson, TreVeyon - OSU	39	518	3248	6.27	36	75	83.28
3	Johnson, Kaleb - Iowa	32	438	2521	5.76	28	75	78.78
4	Mockobee, Devin - Purdue	33	458	2318	5.06	18	68	70.24
5	Singleton, Nicholas - PSU	33	408	2311	5.66	23	87	70.03
6	Allen, Kaytron - PSU	34	452	2305	5.10	20	59	67.79
7	Lawton, Ty Son - IND	48	677	3113	4.60	35	99	64.85
8	Coleman, Jonah - UW	34	344	2132	6.20	16	64	62.71
9	Carter, Nate - MSU	37	469	2199	4.69	10	60	59.43
10	Monangai, Kyle - RU	49	585	2874	4.91	24	62	58.65

TOTAL OFFENSE (Minimum Games Played Pct. 75%)

#	Player	G	Rush	Pass	Plays	Total	Yds/g
1	Gabriel, Dillon - Oregon	59	1180	17530	2338	18710	317.12
2	Rogers, Will - UW	52	-383	14599	2350	14216	273.38
3	Brosmer, Max - MINN	45	236	10690	1745	10926	242.80
4	Raiola, Dylan - Nebr	9	-68	1921	307	1853	205.89
5	Schuster, Tommy - MSU	50	124	9277	1482	9401	188.02
6	Allar, Drew - PSU	31	418	4761	769	5179	167.06
7	Kaliakmanis, Athan - RU	31	359	4434	808	4793	154.61
8	Chiles, Aidan - MSU	18	249	2159	354	2408	133.78
9	Garbers, Ethan - UCLA	36	261	3438	560	3699	102.75
10	Wright, Mike - NU	41	1313	2874	749	4187	102.12

PASSING AVG/GAME (Minimum Games Played Pct. 75%)

#	Player	G	Comp-att-int	Yds	TD	Avg/g
1	Gabriel, Dillon - Oregon	59	1264-1950-31	17530	144	297.12
2	Rogers, Will - UW	52	1498-2153-32	14599	107	280.75
3	Brosmer, Max - MINN	45	950-1504-29	10690	83	237.56
4	Raiola, Dylan - Nebr	9	176-272-8	1921	10	213.44
5	Schuster, Tommy - MSU	50	863-1281-23	9277	63	185.54
6	Allar, Drew - PSU	31	397-633-7	4761	41	153.58
7	Kaliakmanis, Athan - RU	31	347-647-18	4434	26	143.03
8	Chiles, Aidan - MSU	18	165-264-11	2159	12	119.94
9	Garbers, Ethan - UCLA	36	296-450-16	3438	25	95.50
10	Wright, Mike - NU	41	270-484-15	2874	24	70.10

SCORING (Minimum Games Played Pct. 75%)

#	Player	G	TD	FG	XPT	2XP	Pts	Pts/g
1	Lynch, Denis - USC	27	0	25	139	0	214	7.93
2	Judkins, Quinshon - OSU	34	41	0	0	1	248	7.29
3	Vakos, Nathaniel - Wisc	36	0	46	110	0	248	6.89
4	Smith, Jeremiah - OSU	8	9	0	0	0	54	6.75
5	Zvada, Dominic - Mich	34	0	44	90	0	222	6.53
6	Snyder, Austin - OSU	31	0	30	108	0	198	6.39
7	Henderson, TreVeyon - OSU	39	41	0	0	0	246	6.31
8	Glessner, Blake - UCLA	43	0	46	133	0	271	6.30
9	Van Zelst, Nate - Wisc	11	0	11	35	0	68	6.18
10	Barker, Ryan - PSU	6	0	8	13	0	37	6.17

PASS EFFICIENCY (Minimum Games Played Pct. 75%, 15 Total Passes/Game)

#	Player	G	Comp-att-int	Yds	TD	Eff.
1	Gabriel, Dillon - Oregon	59	1264-1950-31	17530	144	161.52
2	Allar, Drew - PSU	31	397-633-7	4761	41	145.06
3	Schuster, Tommy - MSU	50	863-1281-23	9277	63	140.84
4	Rogers, Will - UW	52	1498-2153-32	14599	107	139.96
5	Brosmer, Max - MINN	45	950-1504-29	10690	83	137.22
6	Raiola, Dylan - Nebr	9	176-272-8	1921	10	130.28
7	Kaliakmanis, Athan - RU	31	347-647-18	4434	26	118.90

SCORING (TDs) (Minimum Games Played Pct. 75%, 1 Touchdowns)

#	Player	G	Run	Rec	Ret	Pts	Avg/g
1	Judkins, Quinshon - OSU	34	37	4	0	248	7.29
2	Smith, Jeremiah - OSU	8	1	8	0	54	6.75
3	Henderson, TreVeyon - OSU	39	36	5	0	246	6.31
4	Singleton, Nicholas - PSU	33	23	7	0	188	5.70
5	Johnson, Kaleb - Iowa	32	28	1	0	174	5.44
6	Sarratt, Elijah - IND	34	1	26	0	166	4.88
7	James, Jordan - Oregon	33	25	1	0	156	4.73
8	Lawton, Ty Son - IND	48	35	2	0	222	4.63
9	Wood, Donovan - USC	27	0	19	0	114	4.22
10	Franklin, Zakhari - Illini	59	0	40	0	244	4.14

RECEPTIONS/GAME (Minimum Games Played Pct. 75%)

#	Player	G	No.	Yds	TD	Lg	Yds/g	Rec/g
1	Franklin, Zakhari - Illini	59	307	3901	40	75	66.12	5.20
2	Miller, Dymere - RU	41	205	2867	18	75	69.93	5.00
3	Johnson, Tez - Oregon	59	291	3640	26	77	61.69	4.93
4	Smith, Jeremiah - OSU	8	39	678	8	70	84.75	4.88
5	Wood, Donovan - USC	27	131	2240	19	42	82.96	4.85
6	Sarratt, Elijah - IND	34	161	2539	26	71	74.68	4.74
7	Marks, Woody - USC	54	251	1485	5	33	27.50	4.65
8	Stewart, Evan - Oregon	27	122	1625	10	69	60.19	4.52
9	Barney Jr., Jacory - Nebr	9	38	308	0	40	34.22	4.22
10	Egbuka, Emeka - OSU	41	170	2434	21	85	59.37	4.15

SCORING (KICK) (Minimum Games Played Pct. 75%)

#	Player	G	PAT	FG	Pts	Avg/g
1	Lynch, Denis - USC	27	139-140	25-36	214	7.93
2	Vakos, Nathaniel - Wisc	36	110-111	46-59	248	6.89
3	Zvada, Dominic - Mich	34	90-92	44-51	222	6.53
4	Snyder, Austin - OSU	31	108-114	30-39	198	6.39
5	Glessner, Blake - UCLA	43	133-138	46-63	271	6.30
6	Van Zelst, Nate - Wisc	11	35-35	11-14	68	6.18
7	Barker, Ryan - PSU	6	13-13	8-8	37	6.17
8	Patel, Jai - RU	20	55-57	21-28	118	5.90
9	Stevens, Drew - Iowa	36	75-76	45-58	210	5.83
10	Bhaghani, Mateen - UCLA	18	43-43	20-23	103	5.72

RECEIVE YDS/GAME (Minimum Games Played Pct. 75%)

#	Player	G	No.	Yds	TD	Long	Avg/c	Yds/g
1	Smith, Jeremiah - OSU	8	39	678	8	70	17.38	84.75
2	Wood, Donovan - USC	27	131	2240	19	42	17.10	82.96
3	Sarratt, Elijah - IND	34	161	2539	26	71	15.77	74.68
4	Miller, Dymere - RU	41	205	2867	18	75	13.99	69.93
5	Marsh, Nick - MSU	8	33	553	3	77	16.76	69.13
6	Franklin, Zakhari - Illini	59	307	3901	40	75	12.71	66.12
7	Johnson, Tez - Oregon	59	291	3640	26	77	12.51	61.69
8	Stewart, Evan - Oregon	27	122	1625	10	69	13.32	60.19
9	Egbuka, Emeka - OSU	41	170	2434	21	85	14.32	59.37
10	Hunter, Jeremiah - UW	42	169	2396	14	58	14.18	57.05

PUNT RETURN AVG (Minimum Games Played Pct. 75%)

#	Player	G	No.	Yds	TD	Long	Avg.
1	Mullings, Kalel - Mich	53	1	22	0	22	22.00
2	Kaho, Ale - UCLA	58	2	42	1	0	21.00
3	Downs, Caleb - OSU	22	5	95	1	85	19.00

KICK RETURN AVG (Minimum Games Played Pct. 75%)

#	Player	G	No.	Yds	TD	Long	Avg.
1	Egbuka, Emeka - OSU	41	22	621	0	67	28.23
2	Johnson, Kaleb - Iowa	32	15	402	0	54	26.80
3	Brockington, Lemeke - MINN	29	4	107	0	51	26.75



**2024-25 Big Ten Football
Conference Active Individual Leaders
All games**

ALL PURPOSE (Minimum Games Played Pct. 75%)

#	Player	G	Rush	Rcv	PR	KR	Yds	Avg/g
1	Marks, Woody - USC	54	2761	1485	0	231	4477	82.91
2	Johnson, Tez - Oregon	59	51	3640	519	12	4222	71.56
3	Franklin, Zakhari - Illini	59	8	3901	0	0	3909	66.25
4	Henderson, TreVeyon - OSU	39	3248	612	0	19	3879	99.46
5	Singleton, Nicholas - PSU	33	2311	597	0	859	3767	114.15
6	Judkins, Quinshon - OSU	34	3340	362	0	0	3702	108.88
7	Jackson, Giles - UW	59	183	1427	181	1730	3521	59.68
8	Lawton, Ty Son - IND	48	3113	370	0	31	3514	73.21
9	Egbuka, Emeka - OSU	41	138	2434	98	621	3291	80.27
10	Miller, Dymere - RU	41	125	2867	8	116	3116	76.00

PUNTING (Minimum Games Played Pct. 75%, 3.6 Punts/Game)

#	Player	G	No.	Yds	Lg	I20	50+	TB	Avg.
1	Dakin, Rhys - Iowa	9	45	2041	61	21	13	5	45.36
2	Thompson, Riley - PSU	33	136	6129	71	52	33	7	45.07
3	Buschini, Brian - Nebr	48	230	10140	74	79	65	13	44.09
4	Evans, James - IND	45	220	9665	70	63	62	12	43.93
5	Venneri, Anthony - OSU	22	94	4091	64	26	24	9	43.52
6	Bertrams, Atticus - Wisc	22	102	4388	74	43	18	7	43.02
7	Crimmins, Keelan - Purdue	20	90	3839	64	23	13	2	42.66
8	Anderson, Jakob - RU	8	33	1406	61	11	5	4	42.61
9	Crawford, Mark - MINN	53	210	8751	60	82	27	8	41.67
10	Robertson, Hugh - Illini	35	141	5814	66	52	20	9	41.23

FIELD GOALS (Minimum Games Played Pct. 75%)

#	Player	G	Made	Att.	Long	Pct.	Avg.
1	Barker, Ryan - PSU	6	8	8	44	1.00	1.33
2	Zvada, Dominic - Mich	34	44	51	56	0.86	1.29
3	Vakos, Nathaniel - Wisc	36	46	59	55	0.78	1.28
4	Stevens, Drew - Iowa	36	45	58	54	0.78	1.25
5	Bhaghani, Mateen - UCLA	18	20	23	54	0.87	1.11
6	Glessner, Blake - UCLA	43	46	63	54	0.73	1.07
7	Patel, Jai - RU	20	21	28	51	0.75	1.05
8	Van Zelst, Nate - Wisc	11	11	14	47	0.79	1.00
9	Snyder, Austin - OSU	31	30	39	51	0.77	0.97

FIELD GOAL PCT (Minimum Games Played Pct. 75%)

#	Player	G	Made	Att.	Long	Pct.
1	Barker, Ryan - PSU	6	8	8	44	1.00
2	Bhaghani, Mateen - UCLA	18	20	23	54	0.87
3	Zvada, Dominic - Mich	34	44	51	56	0.86
4	Meyer, Chase - PSU	20	17	20	47	0.85
5	Olano, David - Illini	18	14	17	50	0.82
6	Fielding, Jayden - OSU	34	21	26	47	0.81
7	Kim, Jonathan - MSU	57	30	38	58	0.79
8	Van Zelst, Nate - Wisc	11	11	14	47	0.79
9	Smith, Gianni - Wisc	31	18	23	55	0.78

PAT KICKING PCT (Minimum Games Played Pct. 75%)

#	Player	G	Made	Att.	Pct.
1	Gross, Grady - UW	36	84	84	1.00
2	Akers, Luke - NU	44	8	8	1.00
3	Porath, Spencer - Purdue	8	17	17	1.00
4	Barker, Ryan - PSU	6	13	13	1.00
5	Olano, David - Illini	18	24	24	1.00
6	Kesich, Dragan - MINN	52	56	56	1.00
7	Bhaghani, Mateen - UCLA	18	43	43	1.00
8	Van Zelst, Nate - Wisc	11	35	35	1.00
9	Lynch, Denis - USC	27	139	140	0.99



**2024-25 Big Ten Football
Conference Active Individual Leaders
All games**

TACKLES (All positions) (Minimum Games Played Pct. 75%)

#	Player	G	Pos	Solo	Ast	Total	Avg/g
1	Thieneman, Dillon - Purdue	20	DB	116	54	170	8.50
2	Jackson, Nick - Iowa	69	LB	239	289	528	7.65
3	Haladay, Cal - MSU	50	LB	149	201	350	7.00
4	Downs, Caleb - OSU	22	DB	93	49	142	6.45
5	Fisher, Aiden - IND	32	LB	86	111	197	6.16
6	Mueller, Xander - NU	44	LB	139	120	259	5.89
7	Parham, Bryun - UW	36	LB	112	98	210	5.83
8	Higgins, Jay - Iowa	54	LB	143	168	311	5.76
9	Bruener, Carson - UW	48	LB	157	111	268	5.58
10	Jones Jr., Terry - IND	49	S	94	168	262	5.35
11	Grose, Angelo - MSU	49	DB	157	105	262	5.35
12	Oladejo, Oluwafemi - UCLA	42	LB	104	115	219	5.21
13	Wohler, Hunter - Wisc	41	S	133	76	209	5.10
14	Turner, Devin - NU	29	DB	87	60	147	5.07
15	Mascarenas-Arnold, Easton - USC	46	LB	115	118	233	5.07
16	Savage, Kobe - Oregon	31	S	101	52	153	4.94
17	Gentry, Eric - USC	39	LB	124	68	192	4.92
18	Cobb, Mason - USC	50	LB	136	110	246	4.92
19	Johnson, Tysheem - Oregon	49	DB	114	125	239	4.88
20	Walker, Jailin - IND	40	LB	96	98	194	4.85
21	Turner, Jordan - MSU	39	LB	98	88	186	4.77
22	Thomas, Jaheim - Wisc	50	LB	96	141	237	4.74
23	Robinson, Ethan - MINN	40	DB	148	41	189	4.73
24	Igbinosun, Desmond - RU	38	DB	92	86	178	4.68
25	Spencer, Malik - MSU	26	S	70	51	121	4.65
26	Asbury II, Shawn - IND	39	DB	76	105	181	4.64
27	Barham, Jaishawn - Mich	32	LB	90	58	148	4.63
28	Hausmann, Ernest - Mich	36	LB	92	74	166	4.61
29	Broussard, Cameron - UW	42	DB	99	92	191	4.55
30	Hyppolite II, Ruben - MD	46	LB	122	87	209	4.54
31	Henderson, Jack - MINN	55	DB	145	104	249	4.53
32	Toure, Mohamed - RU	37	LB	80	87	167	4.51
33	Powell, Tyreem - RU	38	LB	82	88	170	4.47
34	Thompson, Stefon - Nebr	44	LB	104	89	193	4.39
35	Ponds, D'Angelo - IND	22	CB	61	34	95	4.32
36	Hall, Jordan - MSU	20	LB	40	45	85	4.25
37	Bassa, Jeffrey - Oregon	50	LB	114	98	212	4.24
38	Gifford, Isaac - Nebr	53	DB	116	104	220	4.15
39	Rosiek, Dylan - Illini	37	LB	82	71	153	4.14
40	Smith, Jaylin - USC	40	CB	120	44	164	4.10
41	Carter, Abdul - PSU	34	LB	80	58	138	4.06
42	Taylor, Noah - NU	38	LB	76	78	154	4.05
43	Schuermann, Luke - UCLA	43	DL	97	77	174	4.05
44	Hall, Aamir - Mich	47	DB	118	72	190	4.04
45	Ransom, Lathan - OSU	48	S	118	70	188	3.92
46	Pius, John - Wisc	47	LB	92	89	181	3.85
47	Moore, Rod - Mich	37	DB	90	51	141	3.81
48	Simon, Cody - OSU	50	LB	85	105	190	3.80
49	Ojata, Jireh - Purdue	44	DE	96	71	167	3.80
50	Walker, Wesley - Mich	53	DB	123	78	201	3.79

SACKS (Minimum Games Played Pct. 75%)

#	Player	G	Pos	Solo	Ast	Total	Avg/g
1	Durfee, Zach - UW	16	LB	13	2	14	0.88
2	Schuermann, Luke - UCLA	43	DL	30	9	34.5	0.80
3	Kamara, Mikail - IND	32	DL	22	4	24	0.75
4	Ojata, Jireh - Purdue	44	DE	25	13	31.5	0.72
5	Stewart, Josaiah - Mich	48	DE	25	6	28	0.58
6	Pius, John - Wisc	47	LB	21	10	26	0.55
7	Carter, Abdul - PSU	34	LB	16	2	17	0.50
8	Jenkins, Kydran - Purdue	48	LB	19	6	22	0.46
9	Uiagalelei, Matayo - Oregon	22	DE	9	1	9.5	0.43
10	Jacas, Gabe - Illini	34	LB	13	3	14.5	0.43
11	Saka, Anto - NU	19	DL	7	2	8	0.42
12	Hagarty, Richie - NU	34	DL	12	3	13.5	0.40
13	Toure, Mohamed - RU	37	LB	12	3	13.5	0.36
14	Sawyer, Jack - OSU	46	DE	15	3	16.5	0.36
15	Valdez, Sebastian - UW	48	DL	13	7	16.5	0.34
16	Hubbard, Aidan - NU	33	DL	10	2	11	0.33
17	Tuimoloua, JT - OSU	47	DL	12	7	15.5	0.33
18	Graves, Aaron - Iowa	35	DL	9	3	10.5	0.30
19	Caldwell, Jamaree - Oregon	29	DL	7	3	8.5	0.29
20	Brown, Donnell - MD	47	LB	12	3	13.5	0.29

TACKLES FOR LOSS (Minimum Games Played Pct. 75%, 1.25 Total

Tackles For Loss/Game)

#	Player	G	Pos	Solo	Ast	Total	Avg/g
1	Schuermann, Luke - UCLA	43	DL	49	27	62.5	1.45
2	Kamara, Mikail - IND	32	DL	34	16	42	1.31



**2024-25 Big Ten Football
Conference Active Individual Leaders
All games**

FUMBLES FORCED (Minimum Games Played Pct. 75%)

#	Player	G	No.	Avg/g
1	McGahee IV, Willis - Nebr	8	2	0.25
2	Kamara, Mikail - IND	32	7	0.22
3	Rosiek, Dylan - Illini	37	6	0.16
4	Ojata, Jireh - Purdue	44	7	0.16
5	Stewart, Josaiah - Mich	48	6	0.13
6	Grant, Tarrion - Purdue	8	1	0.13
7	Landino, Mario - IND	8	1	0.13
8	Walker, Jailin - IND	40	5	0.13
9	Durfee, Zach - UW	16	2	0.13
10	Stephens II, Desman - USC	8	1	0.13

FUMBLES RECOVERED (Minimum Games Played Pct. 75%)

#	Player	G	No.	Avg/g
1	Walters, Damon - NU	7	1	0.14
2	Bailey, Wesley - RU	36	4	0.11
3	Saleapaga, Roger - Oregon	9	1	0.11
4	Brown, Donnell - MD	47	5	0.11
5	Curtis, Tackett - Wisc	21	2	0.10
6	Ponds, D'Angelo - IND	22	2	0.09
7	Hills, Elijah - Wisc	46	4	0.09
8	Walley, Justin - MINN	46	4	0.09
9	Henderson, Ramon - UCLA	49	4	0.08
10	Haladay, Cal - MSU	50	4	0.08

PASSES DEFENDED (Minimum Games Played Pct. 75%)

#	Player	G	Brup	Int.	Total	Avg/g
1	Ponds, D'Angelo - IND	22	18	4	22	1.00
2	Hall, Aamir - Mich	47	34	7	41	0.87
3	Robinson, Ethan - MINN	40	24	7	31	0.78
4	Muhammad, Jabbar - Oregon	55	36	4	40	0.73
5	Burke, Denzel - OSU	43	27	4	31	0.72
6	Walley, Justin - MINN	46	26	7	33	0.72
7	Alexander, Kam - Oregon	52	31	6	37	0.71
8	Longerbeam, Robert - RU	48	30	4	34	0.71
9	Dixon, Thaddeus - UW	23	14	2	16	0.70
10	Scott, Xavier - Illini	32	16	5	21	0.66
11	Johnson, Theran - NU	35	18	3	21	0.60
12	Thieneman, Dillon - Purdue	20	6	6	12	0.60
13	Johnson, Will - Mich	32	10	9	19	0.59
14	Hartzog Jr., Malcolm - Nebr	32	11	7	18	0.56
15	Fourqurean, Nyzier - Wisc	45	21	4	25	0.56
16	Perich, Koi - MINN	9	0	5	5	0.56
17	Reed, Nikko - Oregon	44	20	4	24	0.55
18	Huskey, Jalen - MD	29	7	7	14	0.48
19	Hill, Tommi - Nebr	40	14	5	19	0.48
20	Grose, Angelo - MSU	49	19	4	23	0.47

INTERCEPTIONS (Minimum Games Played Pct. 75%)

#	Player	G	No.	Yds	TD	Long	Avg/g
1	Perich, Koi - MINN	9	5	63	0	45	0.56
2	Thieneman, Dillon - Purdue	20	6	58	0	32	0.30
3	Johnson, Will - Mich	32	9	237	3	86	0.28
4	Huskey, Jalen - MD	29	7	79	0	37	0.24
5	Hardy, Rolijah - IND	9	2	18	1	12	0.22
6	Hartzog Jr., Malcolm - Nebr	32	7	98	0	34	0.22
7	Savage, Kobe - Oregon	31	6	10	0	7	0.19
8	Ferrell, Amare - IND	21	4	35	0	20	0.19
9	Ponds, D'Angelo - IND	22	4	77	1	67	0.18
10	Robinson, Ethan - MINN	40	7	17	0	6	0.18



2024-25 Big Ten Football
Standings
In Conference games

Team	Overall	Pct.	Conference	Pct.	PF	PA	Home	Away	Neut.	Streak
Indiana	6-0	1.000	6-0	1.000	259	99	3-0	3-0	0-0	W 6
Oregon	6-0	1.000	6-0	1.000	208	80	3-0	3-0	0-0	W 6
Penn St.	4-1	.800	4-1	.800	122	81	2-1	2-0	0-0	L 1
Ohio St.	4-1	.800	4-1	.800	145	76	2-0	2-1	0-0	W 2
Minnesota	4-2	.667	4-2	.667	156	132	2-1	2-1	0-0	W 4
Iowa	4-2	.667	4-2	.667	180	121	3-0	1-2	0-0	W 2
Illinois	3-3	.500	3-3	.500	135	164	2-1	1-2	0-0	L 2
Michigan	3-3	.500	3-3	.500	119	151	3-1	0-2	0-0	L 1
Wisconsin	3-3	.500	3-3	.500	161	124	1-1	2-2	0-0	L 2
Washington	3-3	.500	3-3	.500	128	135	3-0	0-3	0-0	W 1
UCLA	2-4	.333	2-4	.333	116	176	0-3	2-1	0-0	W 2
Michigan St.	2-4	.333	2-4	.333	103	184	1-2	1-2	0-0	L 2
Nebraska	2-4	.333	2-4	.333	110	152	1-2	1-2	0-0	L 3
Northwestern	2-4	.333	2-4	.333	109	158	0-2	2-2	0-0	W 1
Southern California	2-5	.286	2-5	.286	200	180	2-1	0-4	0-0	L 1
Maryland	1-4	.200	1-4	.200	114	182	1-2	0-2	0-0	L 1
Rutgers	1-4	.200	1-4	.200	87	151	1-2	0-2	0-0	L 4
Purdue	0-5	.000	0-5	.000	85	191	0-3	0-2	0-0	L 5



**2024-25 Big Ten Football
Team Highs
In Conference games**

POINTS	56	Indiana vs Nebraska (10/19/2024)
POINTS SCORED KICKING	20	Michigan St. vs Iowa (10/19/2024)
TOUCHDOWNS	8	Indiana vs Nebraska (10/19/2024)
TOTAL OFFENSE YARDS	589	Wisconsin vs Purdue (10/05/2024)
TOTAL OFFENSE PLAYS	89	Rutgers at Southern California (10/25/2024)
TOTAL OFFENSE YARDS/PLAY	9.2	Purdue at Illinois (10/12/2024)
RUSHING YARDS	329	Iowa vs Wisconsin (11/02/2024)
RUSHING ATTEMPTS	54	Iowa vs Wisconsin (11/02/2024)
YARDS PER RUSH	7.9	Southern California vs Penn St. (10/12/2024)
RUSHING TDS	5	Iowa vs Wisconsin (11/02/2024)
	5	Indiana vs Nebraska (10/19/2024)
	5	Wisconsin at Rutgers (10/12/2024)
LONGEST RUSH	75	Iowa at Michigan St. (10/19/2024)
	75	Southern California vs Penn St. (10/12/2024)
	75	Maryland at Indiana (09/28/2024)
PASSING YARDS	400	Penn St. at Southern California (10/12/2024)
PASSING ATTEMPTS	52	Maryland vs Northwestern (10/11/2024)
	52	Southern California at Michigan (09/21/2024)
PASSING TDS	4	Indiana at Michigan St. (11/02/2024)
	4	Minnesota vs Maryland (10/26/2024)
	4	UCLA at Rutgers (10/19/2024)
	4	Ohio St. vs Iowa (10/05/2024)
	4	Illinois at Nebraska (09/20/2024)
	4	Indiana at UCLA (09/14/2024)
LONGEST PASS	77	Michigan St. at Maryland (09/07/2024)
PASSES COMPLETED	39	Maryland vs Southern California (10/19/2024)
HAD INTERCEPTED	3	Southern California at Washington (11/02/2024)
	3	Nebraska at Indiana (10/19/2024)
	3	UCLA vs Minnesota (10/12/2024)
	3	Penn St. at Southern California (10/12/2024)
PASS COMPLETION PCT	84.2	UCLA at Rutgers (10/19/2024)
PASSING YARDS/ATTEMPT	13.8	Ohio St. vs Nebraska (10/26/2024)
YARDS PER CATCH	20.3	Northwestern at Maryland (10/11/2024)
FIELD GOAL ATTEMPTS	7	Michigan St. vs Iowa (10/19/2024)
FIELD GOALS MADE	6	Michigan St. vs Iowa (10/19/2024)
LONGEST FIELD GOAL	55	Michigan St. vs Iowa (10/19/2024)



**2024-25 Big Ten Football
Team Highs
In Conference games**

FIELD GOAL PCT	100.0	Wisconsin at Iowa (11/02/2024)
	100.0	Washington vs Southern California (11/02/2024)
	100.0	Oregon at Michigan (11/02/2024)
	100.0	Michigan vs Oregon (11/02/2024)
	100.0	Indiana at Michigan St. (11/02/2024)
	100.0	Michigan St. vs Indiana (11/02/2024)
	100.0	UCLA at Nebraska (11/02/2024)
	100.0	Penn St. vs Ohio St. (11/02/2024)
	100.0	Ohio St. at Penn St. (11/02/2024)
	100.0	Purdue vs Northwestern (11/02/2024)
	100.0	Northwestern at Purdue (11/02/2024)
	100.0	Minnesota at Illinois (11/02/2024)
	100.0	Michigan vs Michigan St. (10/26/2024)
	100.0	Wisconsin vs Penn St. (10/26/2024)
	100.0	Maryland at Minnesota (10/26/2024)
	100.0	Minnesota vs Maryland (10/26/2024)
	100.0	Iowa vs Northwestern (10/26/2024)
	100.0	Illinois at Oregon (10/26/2024)
	100.0	Oregon vs Illinois (10/26/2024)
	100.0	Indiana vs Washington (10/26/2024)
	100.0	Nebraska at Ohio St. (10/26/2024)
	100.0	Washington at Indiana (10/26/2024)
	100.0	Rutgers at Southern California (10/25/2024)
	100.0	Rutgers vs UCLA (10/19/2024)
	100.0	UCLA vs Minnesota (10/12/2024)
	100.0	Ohio St. at Oregon (10/12/2024)
	100.0	Illinois vs Purdue (10/12/2024)
	100.0	Purdue at Illinois (10/12/2024)
	100.0	Penn St. at Southern California (10/12/2024)
	100.0	Iowa vs Washington (10/12/2024)
	100.0	Northwestern at Maryland (10/11/2024)
	100.0	Minnesota vs Southern California (10/05/2024)
	100.0	Michigan at Washington (10/05/2024)
	100.0	Northwestern vs Indiana (10/05/2024)
	100.0	Indiana at Northwestern (10/05/2024)
	100.0	UCLA at Penn St. (10/05/2024)
	100.0	Penn St. vs UCLA (10/05/2024)
	100.0	Wisconsin vs Purdue (10/05/2024)
	100.0	Purdue at Wisconsin (10/05/2024)
	100.0	Michigan St. at Oregon (10/04/2024)
	100.0	Oregon vs Michigan St. (10/04/2024)
	100.0	Oregon at UCLA (09/28/2024)
	100.0	UCLA vs Oregon (09/28/2024)
	100.0	Ohio St. at Michigan St. (09/28/2024)
	100.0	Southern California vs Wisconsin (09/28/2024)
	100.0	Michigan vs Minnesota (09/28/2024)
	100.0	Iowa at Minnesota (09/21/2024)
	100.0	Northwestern at Washington (09/21/2024)
	100.0	Southern California at Michigan (09/21/2024)
	100.0	Illinois at Nebraska (09/20/2024)
100.0	Michigan St. at Maryland (09/07/2024)	
PAT KICKS ATTEMPTED	8	Indiana vs Nebraska (10/19/2024)
PAT KICKS MADE	8	Indiana vs Nebraska (10/19/2024)



2024-25 Big Ten Football
Team Highs
In Conference games

PAT KICKS PCT	
	100.0 Iowa vs Wisconsin (11/02/2024)
	100.0 Wisconsin at Iowa (11/02/2024)
	100.0 Southern California at Washington (11/02/2024)
	100.0 Washington vs Southern California (11/02/2024)
	100.0 Oregon at Michigan (11/02/2024)
	100.0 Michigan vs Oregon (11/02/2024)
	100.0 Indiana at Michigan St. (11/02/2024)
	100.0 Michigan St. vs Indiana (11/02/2024)
	100.0 UCLA at Nebraska (11/02/2024)
	100.0 Penn St. vs Ohio St. (11/02/2024)
	100.0 Ohio St. at Penn St. (11/02/2024)
	100.0 Purdue vs Northwestern (11/02/2024)
	100.0 Northwestern at Purdue (11/02/2024)
	100.0 Illinois vs Minnesota (11/02/2024)
	100.0 Minnesota at Illinois (11/02/2024)
	100.0 Michigan vs Michigan St. (10/26/2024)
	100.0 Michigan St. at Michigan (10/26/2024)
	100.0 Wisconsin vs Penn St. (10/26/2024)
	100.0 Penn St. at Wisconsin (10/26/2024)
	100.0 Maryland at Minnesota (10/26/2024)
	100.0 Minnesota vs Maryland (10/26/2024)
	100.0 Iowa vs Northwestern (10/26/2024)
	100.0 Northwestern at Iowa (10/26/2024)
	100.0 Oregon vs Illinois (10/26/2024)
	100.0 Indiana vs Washington (10/26/2024)
	100.0 Ohio St. vs Nebraska (10/26/2024)
	100.0 Washington at Indiana (10/26/2024)
	100.0 Southern California vs Rutgers (10/25/2024)
	100.0 Michigan St. vs Iowa (10/19/2024)
	100.0 Iowa at Michigan St. (10/19/2024)
	100.0 Southern California at Maryland (10/19/2024)
	100.0 Maryland vs Southern California (10/19/2024)
	100.0 Illinois vs Michigan (10/19/2024)
	100.0 Michigan at Illinois (10/19/2024)
	100.0 Nebraska at Indiana (10/19/2024)
	100.0 Indiana vs Nebraska (10/19/2024)
	100.0 UCLA at Rutgers (10/19/2024)
	100.0 Rutgers vs UCLA (10/19/2024)
	100.0 Wisconsin at Northwestern (10/19/2024)
	100.0 Oregon at Purdue (10/18/2024)
	100.0 Minnesota at UCLA (10/12/2024)
	100.0 UCLA vs Minnesota (10/12/2024)
	100.0 Oregon vs Ohio St. (10/12/2024)
	100.0 Ohio St. at Oregon (10/12/2024)
	100.0 Illinois vs Purdue (10/12/2024)
	100.0 Purdue at Illinois (10/12/2024)
	100.0 Southern California vs Penn St. (10/12/2024)
	100.0 Penn St. at Southern California (10/12/2024)
	100.0 Rutgers vs Wisconsin (10/12/2024)
	100.0 Wisconsin at Rutgers (10/12/2024)
	100.0 Iowa vs Washington (10/12/2024)
	100.0 Washington at Iowa (10/12/2024)
	100.0 Northwestern at Maryland (10/11/2024)
	100.0 Maryland vs Northwestern (10/11/2024)
	100.0 Minnesota vs Southern California (10/05/2024)
	100.0 Southern California at Minnesota (10/05/2024)



2024-25 Big Ten Football
Team Highs
In Conference games

2 POINTS PATS MADE	2	Purdue at Illinois (10/12/2024)
PUNTS	9	Rutgers vs Wisconsin (10/12/2024)
LONGEST PUNT	74	Wisconsin at Southern California (09/28/2024)
YARDS PUNTED	377	Rutgers vs Wisconsin (10/12/2024)
PUNTING AVG	57.0	Iowa vs Washington (10/12/2024)
PUNT RETURNS	4	Indiana at Michigan St. (11/02/2024)
	4	Iowa vs Northwestern (10/26/2024)
	4	Indiana vs Maryland (09/28/2024)
	4	Washington vs Northwestern (09/21/2024)
PUNT RETURN YARDS	111	Iowa vs Northwestern (10/26/2024)
PUNT RETURN AVG	41.0	Minnesota at Michigan (09/28/2024)
LONGEST PUNT RETURN	85	Iowa vs Northwestern (10/26/2024)
KICK RETURN	6	Southern California at Washington (11/02/2024)
	6	Iowa at Michigan St. (10/19/2024)
	6	Nebraska at Indiana (10/19/2024)
KICK RETURN YARDS	161	Northwestern at Washington (09/21/2024)
KICK RETURN AVERAGE	46.0	Wisconsin at Southern California (09/28/2024)
LONGEST KICK RETURN	96	Northwestern at Washington (09/21/2024)



2024-25 Big Ten Football
Team Highs
In Conference games

KICK RETURN TDS	
	0 Iowa vs Wisconsin (11/02/2024)
	0 Wisconsin at Iowa (11/02/2024)
	0 Southern California at Washington (11/02/2024)
	0 Washington vs Southern California (11/02/2024)
	0 Oregon at Michigan (11/02/2024)
	0 Michigan vs Oregon (11/02/2024)
	0 Indiana at Michigan St. (11/02/2024)
	0 Michigan St. vs Indiana (11/02/2024)
	0 UCLA at Nebraska (11/02/2024)
	0 Nebraska vs UCLA (11/02/2024)
	0 Penn St. vs Ohio St. (11/02/2024)
	0 Ohio St. at Penn St. (11/02/2024)
	0 Purdue vs Northwestern (11/02/2024)
	0 Northwestern at Purdue (11/02/2024)
	0 Illinois vs Minnesota (11/02/2024)
	0 Minnesota at Illinois (11/02/2024)
	0 Michigan vs Michigan St. (10/26/2024)
	0 Michigan St. at Michigan (10/26/2024)
	0 Wisconsin vs Penn St. (10/26/2024)
	0 Penn St. at Wisconsin (10/26/2024)
	0 Maryland at Minnesota (10/26/2024)
	0 Minnesota vs Maryland (10/26/2024)
	0 Iowa vs Northwestern (10/26/2024)
	0 Northwestern at Iowa (10/26/2024)
	0 Illinois at Oregon (10/26/2024)
	0 Oregon vs Illinois (10/26/2024)
	0 Indiana vs Washington (10/26/2024)
	0 Ohio St. vs Nebraska (10/26/2024)
	0 Nebraska at Ohio St. (10/26/2024)
	0 Washington at Indiana (10/26/2024)
	0 Rutgers at Southern California (10/25/2024)
	0 Southern California vs Rutgers (10/25/2024)
	0 Michigan St. vs Iowa (10/19/2024)
	0 Iowa at Michigan St. (10/19/2024)
	0 Southern California at Maryland (10/19/2024)
	0 Maryland vs Southern California (10/19/2024)
	0 Illinois vs Michigan (10/19/2024)
	0 Michigan at Illinois (10/19/2024)
	0 Nebraska at Indiana (10/19/2024)
	0 Indiana vs Nebraska (10/19/2024)
	0 UCLA at Rutgers (10/19/2024)
	0 Rutgers vs UCLA (10/19/2024)
	0 Wisconsin at Northwestern (10/19/2024)
	0 Northwestern vs Wisconsin (10/19/2024)
	0 Oregon at Purdue (10/18/2024)
	0 Purdue vs Oregon (10/18/2024)
	0 Minnesota at UCLA (10/12/2024)
	0 UCLA vs Minnesota (10/12/2024)
	0 Oregon vs Ohio St. (10/12/2024)
	0 Ohio St. at Oregon (10/12/2024)
	0 Illinois vs Purdue (10/12/2024)
	0 Purdue at Illinois (10/12/2024)
	0 Southern California vs Penn St. (10/12/2024)
	0 Penn St. at Southern California (10/12/2024)
	0 Rutgers vs Wisconsin (10/12/2024)
	0 Wisconsin at Rutgers (10/12/2024)



**2024-25 Big Ten Football
Team Highs
In Conference games**

INTERCEPTIONS	3	Washington vs Southern California (11/02/2024)
	3	Indiana vs Nebraska (10/19/2024)
	3	Minnesota at UCLA (10/12/2024)
	3	Southern California vs Penn St. (10/12/2024)
INTERCEPTION RETURN YARDS	96	UCLA vs Oregon (09/28/2024)
INTERCEPTION RETURN AVERAGE	96.0	UCLA vs Oregon (09/28/2024)
LONGEST INTERCEPTION RETURN	96	UCLA vs Oregon (09/28/2024)
INTERCEPTION RETURN TDS	1	UCLA at Nebraska (11/02/2024)
	1	Penn St. vs Ohio St. (11/02/2024)
	1	Penn St. at Wisconsin (10/26/2024)
	1	Minnesota vs Maryland (10/26/2024)
	1	Northwestern at Iowa (10/26/2024)
	1	Indiana vs Washington (10/26/2024)
	1	UCLA vs Oregon (09/28/2024)
	1	Southern California vs Wisconsin (09/28/2024)
	1	Nebraska at Purdue (09/28/2024)
	1	Michigan vs Southern California (09/21/2024)
FUMBLES LOST	3	Maryland vs Northwestern (10/11/2024)
FUMBLES RECOVERED	3	Northwestern at Maryland (10/11/2024)
SACKED BY OPP	7	Michigan St. vs Indiana (11/02/2024)
	7	Illinois at Penn St. (09/28/2024)
QB SACKS	6	Purdue vs Oregon (10/18/2024)
	6	Illinois at Nebraska (09/20/2024)
TURNOVERS COMMITTED	5	Nebraska at Indiana (10/19/2024)
TURNOVERS CAUSED	5	Indiana vs Nebraska (10/19/2024)
KICKS BLOCKED	2	Michigan St. vs Indiana (11/02/2024)
	2	Nebraska vs Rutgers (10/05/2024)
	2	Nebraska at Purdue (09/28/2024)
FIRST DOWNS	15	Southern California vs Rutgers (10/25/2024)
1ST DOWN RUSHING	18	Iowa vs Wisconsin (11/02/2024)
1ST DOWN PASSING	21	Penn St. at Southern California (10/12/2024)
1ST DOWN BY PENALTY	8	Nebraska at Purdue (09/28/2024)
PENALTIES	14	Indiana at UCLA (09/14/2024)
PENALTIES YARDS	165	Purdue vs Nebraska (09/28/2024)



**2024-25 Big Ten Football
Opponent Highs
In Conference games**

POINTS	56	Nebraska at Indiana (10/19/2024)
POINTS SCORED KICKING	20	Iowa at Michigan St. (10/19/2024)
TOUCHDOWNS	8	Nebraska at Indiana (10/19/2024)
TOTAL OFFENSE YARDS	589	Purdue at Wisconsin (10/05/2024)
TOTAL OFFENSE PLAYS	89	Southern California vs Rutgers (10/25/2024)
TOTAL OFFENSE YARDS/PLAY	9.2	Illinois vs Purdue (10/12/2024)
RUSHING YARDS	329	Wisconsin at Iowa (11/02/2024)
RUSHING ATTEMPTS	54	Wisconsin at Iowa (11/02/2024)
YARDS PER RUSH	7.9	Penn St. at Southern California (10/12/2024)
RUSHING TDS	5 5 5	Wisconsin at Iowa (11/02/2024) Nebraska at Indiana (10/19/2024) Rutgers vs Wisconsin (10/12/2024)
LONGEST RUSH	75 75 75	Michigan St. vs Iowa (10/19/2024) Penn St. at Southern California (10/12/2024) Indiana vs Maryland (09/28/2024)
PASSING YARDS	400	Southern California vs Penn St. (10/12/2024)
PASSING ATTEMPTS	52 52	Northwestern at Maryland (10/11/2024) Michigan vs Southern California (09/21/2024)
PASSING TDS	4 4 4 4 4 4	Michigan St. vs Indiana (11/02/2024) Maryland at Minnesota (10/26/2024) Rutgers vs UCLA (10/19/2024) Iowa at Ohio St. (10/05/2024) Nebraska vs Illinois (09/20/2024) UCLA vs Indiana (09/14/2024)
LONGEST PASS	77	Maryland vs Michigan St. (09/07/2024)
PASSES COMPLETED	39	Southern California at Maryland (10/19/2024)
HAD INTERCEPTED	3 3 3 3	Washington vs Southern California (11/02/2024) Indiana vs Nebraska (10/19/2024) Minnesota at UCLA (10/12/2024) Southern California vs Penn St. (10/12/2024)
PASS COMPLETION PCT	84.2	Rutgers vs UCLA (10/19/2024)
PASSING YARDS/ATTEMPT	13.8	Nebraska at Ohio St. (10/26/2024)
YARDS PER CATCH	20.3	Maryland vs Northwestern (10/11/2024)
FIELD GOAL ATTEMPTS	7	Iowa at Michigan St. (10/19/2024)
FIELD GOALS MADE	6	Iowa at Michigan St. (10/19/2024)
LONGEST FIELD GOAL	55	Iowa at Michigan St. (10/19/2024)



**2024-25 Big Ten Football
Opponent Highs
In Conference games**

FIELD GOAL PCT	100.0	Iowa vs Wisconsin (11/02/2024)
	100.0	Southern California at Washington (11/02/2024)
	100.0	Michigan vs Oregon (11/02/2024)
	100.0	Oregon at Michigan (11/02/2024)
	100.0	Michigan St. vs Indiana (11/02/2024)
	100.0	Indiana at Michigan St. (11/02/2024)
	100.0	Nebraska vs UCLA (11/02/2024)
	100.0	Ohio St. at Penn St. (11/02/2024)
	100.0	Penn St. vs Ohio St. (11/02/2024)
	100.0	Northwestern at Purdue (11/02/2024)
	100.0	Purdue vs Northwestern (11/02/2024)
	100.0	Illinois vs Minnesota (11/02/2024)
	100.0	Michigan St. at Michigan (10/26/2024)
	100.0	Penn St. at Wisconsin (10/26/2024)
	100.0	Minnesota vs Maryland (10/26/2024)
	100.0	Maryland at Minnesota (10/26/2024)
	100.0	Northwestern at Iowa (10/26/2024)
	100.0	Oregon vs Illinois (10/26/2024)
	100.0	Illinois at Oregon (10/26/2024)
	100.0	Washington at Indiana (10/26/2024)
	100.0	Ohio St. vs Nebraska (10/26/2024)
	100.0	Indiana vs Washington (10/26/2024)
	100.0	Southern California vs Rutgers (10/25/2024)
	100.0	UCLA at Rutgers (10/19/2024)
	100.0	Minnesota at UCLA (10/12/2024)
	100.0	Oregon vs Ohio St. (10/12/2024)
	100.0	Purdue at Illinois (10/12/2024)
	100.0	Illinois vs Purdue (10/12/2024)
	100.0	Southern California vs Penn St. (10/12/2024)
	100.0	Washington at Iowa (10/12/2024)
	100.0	Maryland vs Northwestern (10/11/2024)
	100.0	Southern California at Minnesota (10/05/2024)
	100.0	Washington vs Michigan (10/05/2024)
	100.0	Indiana at Northwestern (10/05/2024)
	100.0	Northwestern vs Indiana (10/05/2024)
	100.0	Penn St. vs UCLA (10/05/2024)
	100.0	UCLA at Penn St. (10/05/2024)
	100.0	Purdue at Wisconsin (10/05/2024)
	100.0	Wisconsin vs Purdue (10/05/2024)
	100.0	Oregon vs Michigan St. (10/04/2024)
	100.0	Michigan St. at Oregon (10/04/2024)
	100.0	UCLA vs Oregon (09/28/2024)
	100.0	Oregon at UCLA (09/28/2024)
	100.0	Michigan St. vs Ohio St. (09/28/2024)
	100.0	Wisconsin at Southern California (09/28/2024)
	100.0	Minnesota at Michigan (09/28/2024)
	100.0	Minnesota vs Iowa (09/21/2024)
	100.0	Washington vs Northwestern (09/21/2024)
	100.0	Michigan vs Southern California (09/21/2024)
	100.0	Nebraska vs Illinois (09/20/2024)
100.0	Maryland vs Michigan St. (09/07/2024)	
PAT KICKS ATTEMPTED	8	Nebraska at Indiana (10/19/2024)
PAT KICKS MADE	8	Nebraska at Indiana (10/19/2024)



2024-25 Big Ten Football
Opponent Highs
In Conference games

PAT KICKS PCT	
	100.0 Wisconsin at Iowa (11/02/2024)
	100.0 Iowa vs Wisconsin (11/02/2024)
	100.0 Washington vs Southern California (11/02/2024)
	100.0 Southern California at Washington (11/02/2024)
	100.0 Michigan vs Oregon (11/02/2024)
	100.0 Oregon at Michigan (11/02/2024)
	100.0 Michigan St. vs Indiana (11/02/2024)
	100.0 Indiana at Michigan St. (11/02/2024)
	100.0 Nebraska vs UCLA (11/02/2024)
	100.0 Ohio St. at Penn St. (11/02/2024)
	100.0 Penn St. vs Ohio St. (11/02/2024)
	100.0 Northwestern at Purdue (11/02/2024)
	100.0 Purdue vs Northwestern (11/02/2024)
	100.0 Minnesota at Illinois (11/02/2024)
	100.0 Illinois vs Minnesota (11/02/2024)
	100.0 Michigan St. at Michigan (10/26/2024)
	100.0 Michigan vs Michigan St. (10/26/2024)
	100.0 Penn St. at Wisconsin (10/26/2024)
	100.0 Wisconsin vs Penn St. (10/26/2024)
	100.0 Minnesota vs Maryland (10/26/2024)
	100.0 Maryland at Minnesota (10/26/2024)
	100.0 Northwestern at Iowa (10/26/2024)
	100.0 Iowa vs Northwestern (10/26/2024)
	100.0 Illinois at Oregon (10/26/2024)
	100.0 Washington at Indiana (10/26/2024)
	100.0 Nebraska at Ohio St. (10/26/2024)
	100.0 Indiana vs Washington (10/26/2024)
	100.0 Rutgers at Southern California (10/25/2024)
	100.0 Iowa at Michigan St. (10/19/2024)
	100.0 Michigan St. vs Iowa (10/19/2024)
	100.0 Maryland vs Southern California (10/19/2024)
	100.0 Southern California at Maryland (10/19/2024)
	100.0 Michigan at Illinois (10/19/2024)
	100.0 Illinois vs Michigan (10/19/2024)
	100.0 Indiana vs Nebraska (10/19/2024)
	100.0 Nebraska at Indiana (10/19/2024)
	100.0 Rutgers vs UCLA (10/19/2024)
	100.0 UCLA at Rutgers (10/19/2024)
	100.0 Northwestern vs Wisconsin (10/19/2024)
	100.0 Purdue vs Oregon (10/18/2024)
	100.0 UCLA vs Minnesota (10/12/2024)
	100.0 Minnesota at UCLA (10/12/2024)
	100.0 Ohio St. at Oregon (10/12/2024)
	100.0 Oregon vs Ohio St. (10/12/2024)
	100.0 Purdue at Illinois (10/12/2024)
	100.0 Illinois vs Purdue (10/12/2024)
	100.0 Penn St. at Southern California (10/12/2024)
	100.0 Southern California vs Penn St. (10/12/2024)
	100.0 Wisconsin at Rutgers (10/12/2024)
	100.0 Rutgers vs Wisconsin (10/12/2024)
	100.0 Washington at Iowa (10/12/2024)
	100.0 Iowa vs Washington (10/12/2024)
	100.0 Maryland vs Northwestern (10/11/2024)
	100.0 Northwestern at Maryland (10/11/2024)
	100.0 Southern California at Minnesota (10/05/2024)
	100.0 Minnesota vs Southern California (10/05/2024)



**2024-25 Big Ten Football
Opponent Highs
In Conference games**

2 POINTS PATS MADE	2	Illinois vs Purdue (10/12/2024)
PUNTS	9	Wisconsin at Rutgers (10/12/2024)
LONGEST PUNT	74	Southern California vs Wisconsin (09/28/2024)
YARDS PUNTED	377	Wisconsin at Rutgers (10/12/2024)
PUNTING AVG	57.0	Washington at Iowa (10/12/2024)
PUNT RETURNS	4 4 4 4	Michigan St. vs Indiana (11/02/2024) Northwestern at Iowa (10/26/2024) Maryland at Indiana (09/28/2024) Northwestern at Washington (09/21/2024)
PUNT RETURN YARDS	111	Northwestern at Iowa (10/26/2024)
PUNT RETURN AVG	41.0	Michigan vs Minnesota (09/28/2024)
LONGEST PUNT RETURN	85	Northwestern at Iowa (10/26/2024)
KICK RETURN	6 6 6	Washington vs Southern California (11/02/2024) Michigan St. vs Iowa (10/19/2024) Indiana vs Nebraska (10/19/2024)
KICK RETURN YARDS	161	Washington vs Northwestern (09/21/2024)
KICK RETURN AVERAGE	46.0	Southern California vs Wisconsin (09/28/2024)
LONGEST KICK RETURN	96	Washington vs Northwestern (09/21/2024)



**2024-25 Big Ten Football
Opponent Highs
In Conference games**

KICK RETURN TDS	<ul style="list-style-type: none"> 0 Wisconsin at Iowa (11/02/2024) 0 Iowa vs Wisconsin (11/02/2024) 0 Washington vs Southern California (11/02/2024) 0 Southern California at Washington (11/02/2024) 0 Michigan vs Oregon (11/02/2024) 0 Oregon at Michigan (11/02/2024) 0 Michigan St. vs Indiana (11/02/2024) 0 Indiana at Michigan St. (11/02/2024) 0 Nebraska vs UCLA (11/02/2024) 0 UCLA at Nebraska (11/02/2024) 0 Ohio St. at Penn St. (11/02/2024) 0 Penn St. vs Ohio St. (11/02/2024) 0 Northwestern at Purdue (11/02/2024) 0 Purdue vs Northwestern (11/02/2024) 0 Minnesota at Illinois (11/02/2024) 0 Illinois vs Minnesota (11/02/2024) 0 Michigan St. at Michigan (10/26/2024) 0 Michigan vs Michigan St. (10/26/2024) 0 Penn St. at Wisconsin (10/26/2024) 0 Wisconsin vs Penn St. (10/26/2024) 0 Minnesota vs Maryland (10/26/2024) 0 Maryland at Minnesota (10/26/2024) 0 Northwestern at Iowa (10/26/2024) 0 Iowa vs Northwestern (10/26/2024) 0 Oregon vs Illinois (10/26/2024) 0 Illinois at Oregon (10/26/2024) 0 Washington at Indiana (10/26/2024) 0 Nebraska at Ohio St. (10/26/2024) 0 Ohio St. vs Nebraska (10/26/2024) 0 Indiana vs Washington (10/26/2024) 0 Southern California vs Rutgers (10/25/2024) 0 Rutgers at Southern California (10/25/2024) 0 Iowa at Michigan St. (10/19/2024) 0 Michigan St. vs Iowa (10/19/2024) 0 Maryland vs Southern California (10/19/2024) 0 Southern California at Maryland (10/19/2024) 0 Michigan at Illinois (10/19/2024) 0 Illinois vs Michigan (10/19/2024) 0 Indiana vs Nebraska (10/19/2024) 0 Nebraska at Indiana (10/19/2024) 0 Rutgers vs UCLA (10/19/2024) 0 UCLA at Rutgers (10/19/2024) 0 Northwestern vs Wisconsin (10/19/2024) 0 Wisconsin at Northwestern (10/19/2024) 0 Purdue vs Oregon (10/18/2024) 0 Oregon at Purdue (10/18/2024) 0 UCLA vs Minnesota (10/12/2024) 0 Minnesota at UCLA (10/12/2024) 0 Ohio St. at Oregon (10/12/2024) 0 Oregon vs Ohio St. (10/12/2024) 0 Purdue at Illinois (10/12/2024) 0 Illinois vs Purdue (10/12/2024) 0 Penn St. at Southern California (10/12/2024) 0 Southern California vs Penn St. (10/12/2024) 0 Wisconsin at Rutgers (10/12/2024) 0 Rutgers vs Wisconsin (10/12/2024)
------------------------	--



**2024-25 Big Ten Football
Opponent Highs
In Conference games**

INTERCEPTIONS	3	Southern California at Washington (11/02/2024)
	3	Nebraska at Indiana (10/19/2024)
	3	UCLA vs Minnesota (10/12/2024)
	3	Penn St. at Southern California (10/12/2024)
INTERCEPTION RETURN YARDS	96	Oregon at UCLA (09/28/2024)
INTERCEPTION RETURN AVERAGE	96.0	Oregon at UCLA (09/28/2024)
LONGEST INTERCEPTION RETURN	96	Oregon at UCLA (09/28/2024)
INTERCEPTION RETURN TDS	1	Nebraska vs UCLA (11/02/2024)
	1	Ohio St. at Penn St. (11/02/2024)
	1	Wisconsin vs Penn St. (10/26/2024)
	1	Maryland at Minnesota (10/26/2024)
	1	Iowa vs Northwestern (10/26/2024)
	1	Washington at Indiana (10/26/2024)
	1	Oregon at UCLA (09/28/2024)
	1	Wisconsin at Southern California (09/28/2024)
	1	Purdue vs Nebraska (09/28/2024)
	1	Southern California at Michigan (09/21/2024)
FUMBLES LOST	3	Northwestern at Maryland (10/11/2024)
FUMBLES RECOVERED	3	Maryland vs Northwestern (10/11/2024)
SACKED BY OPP	7	Michigan St. vs Indiana (11/02/2024)
	7	Illinois at Penn St. (09/28/2024)
QB SACKS	6	Oregon at Purdue (10/18/2024)
	6	Nebraska vs Illinois (09/20/2024)
TURNOVERS COMMITTED	5	Indiana vs Nebraska (10/19/2024)
TURNOVERS CAUSED	5	Indiana vs Nebraska (10/19/2024)
KICKS BLOCKED	2	Indiana at Michigan St. (11/02/2024)
	2	Rutgers at Nebraska (10/05/2024)
	2	Purdue vs Nebraska (09/28/2024)
FIRST DOWNS	15	Rutgers at Southern California (10/25/2024)
1ST DOWN RUSHING	18	Wisconsin at Iowa (11/02/2024)
1ST DOWN PASSING	21	Southern California vs Penn St. (10/12/2024)
1ST DOWN BY PENALTY	8	Purdue vs Nebraska (09/28/2024)
PENALTIES	14	UCLA vs Indiana (09/14/2024)
PENALTIES YARDS	165	Nebraska at Purdue (09/28/2024)



**2024-25 Big Ten Football
Team Lows
In Conference games**

TOTAL OFFENSE YARDS	112	Northwestern at Washington (09/21/2024)
TOTAL OFFENSE YARDS/PLAY	2.1	Northwestern at Washington (09/21/2024)
RUSHING YARDS	-36	Michigan St. vs Indiana (11/02/2024)
RUSHING ATTEMPTS	21	Minnesota vs Iowa (09/21/2024)
	21	Southern California at Michigan (09/21/2024)
YARDS PER RUSH	-1.1	Michigan St. vs Indiana (11/02/2024)
LONGEST RUSH	9	Michigan St. vs Indiana (11/02/2024)
	9	Purdue vs Northwestern (11/02/2024)
PASSING ATTEMPTS	10	Iowa vs Wisconsin (11/02/2024)
PASSING YARDS	32	Michigan vs Southern California (09/21/2024)
YARDS PER COMPLETION	4.6	Michigan vs Southern California (09/21/2024)
PASSES COMPLETED	7	Iowa vs Wisconsin (11/02/2024)
	7	Michigan vs Southern California (09/21/2024)
PASS COMPLETION PCT	29.6	Northwestern at Washington (09/21/2024)
LONGEST PASS	10	Michigan vs Southern California (09/21/2024)
FIRST DOWNS	0	Michigan at Washington (10/05/2024)
1ST DOWN RUSHING	1	Purdue vs Northwestern (11/02/2024)
1ST DOWN PASSING	0	Michigan vs Southern California (09/21/2024)
1ST DOWN BY PENALTY	0	Michigan vs Oregon (11/02/2024)
	0	Michigan St. at Michigan (10/26/2024)
	0	Wisconsin vs Penn St. (10/26/2024)
	0	Oregon vs Illinois (10/26/2024)
	0	Washington at Indiana (10/26/2024)
	0	Northwestern vs Wisconsin (10/19/2024)
	0	Purdue vs Oregon (10/18/2024)
	0	Ohio St. at Oregon (10/12/2024)
	0	Illinois vs Purdue (10/12/2024)
	0	Southern California vs Penn St. (10/12/2024)
	0	Rutgers vs Wisconsin (10/12/2024)
	0	Northwestern at Maryland (10/11/2024)
	0	Ohio St. vs Iowa (10/05/2024)
	0	Iowa at Ohio St. (10/05/2024)
	0	Nebraska vs Rutgers (10/05/2024)
	0	Indiana at Northwestern (10/05/2024)
	0	UCLA at Penn St. (10/05/2024)
	0	Michigan St. vs Ohio St. (09/28/2024)
	0	Purdue vs Nebraska (09/28/2024)
	0	Minnesota vs Iowa (09/21/2024)
	0	Southern California at Michigan (09/21/2024)
	0	Michigan vs Southern California (09/21/2024)
	0	Nebraska vs Illinois (09/20/2024)
PENALTIES	0	Michigan vs Michigan St. (10/26/2024)
PENALTIES YARDS	0	Michigan vs Michigan St. (10/26/2024)



**2024-25 Big Ten Football
Opponent Lows
In Conference games**

TOTAL OFFENSE YARDS	112	Washington vs Northwestern (09/21/2024)
TOTAL OFFENSE YARDS/PLAY	2.1	Washington vs Northwestern (09/21/2024)
RUSHING YARDS	-36	Indiana at Michigan St. (11/02/2024)
RUSHING ATTEMPTS	21	Iowa at Minnesota (09/21/2024)
	21	Michigan vs Southern California (09/21/2024)
YARDS PER RUSH	-1.1	Indiana at Michigan St. (11/02/2024)
LONGEST RUSH	9	Indiana at Michigan St. (11/02/2024)
	9	Northwestern at Purdue (11/02/2024)
PASSING ATTEMPTS	10	Wisconsin at Iowa (11/02/2024)
PASSING YARDS	32	Southern California at Michigan (09/21/2024)
YARDS PER COMPLETION	4.6	Southern California at Michigan (09/21/2024)
PASSES COMPLETED	7	Wisconsin at Iowa (11/02/2024)
	7	Southern California at Michigan (09/21/2024)
PASS COMPLETION PCT	29.6	Washington vs Northwestern (09/21/2024)
LONGEST PASS	10	Southern California at Michigan (09/21/2024)
FIRST DOWNS	0	Washington vs Michigan (10/05/2024)
1ST DOWN RUSHING	1	Northwestern at Purdue (11/02/2024)
1ST DOWN PASSING	0	Southern California at Michigan (09/21/2024)
1ST DOWN BY PENALTY	0	Oregon at Michigan (11/02/2024)
	0	Michigan vs Michigan St. (10/26/2024)
	0	Penn St. at Wisconsin (10/26/2024)
	0	Illinois at Oregon (10/26/2024)
	0	Indiana vs Washington (10/26/2024)
	0	Wisconsin at Northwestern (10/19/2024)
	0	Oregon at Purdue (10/18/2024)
	0	Oregon vs Ohio St. (10/12/2024)
	0	Purdue at Illinois (10/12/2024)
	0	Penn St. at Southern California (10/12/2024)
	0	Wisconsin at Rutgers (10/12/2024)
	0	Maryland vs Northwestern (10/11/2024)
	0	Iowa at Ohio St. (10/05/2024)
	0	Ohio St. vs Iowa (10/05/2024)
	0	Rutgers at Nebraska (10/05/2024)
	0	Northwestern vs Indiana (10/05/2024)
	0	Penn St. vs UCLA (10/05/2024)
	0	Ohio St. at Michigan St. (09/28/2024)
	0	Nebraska at Purdue (09/28/2024)
	0	Iowa at Minnesota (09/21/2024)
	0	Michigan vs Southern California (09/21/2024)
	0	Southern California at Michigan (09/21/2024)
	0	Illinois at Nebraska (09/20/2024)
PENALTIES	0	Michigan St. at Michigan (10/26/2024)
PENALTIES YARDS	0	Michigan St. at Michigan (10/26/2024)



**2024-25 Big Ten Football
Conference Individual Game Highs
In Conference games**

INDIVIDUAL PLAYER GAME HIGHS

Points scored	
20	Jonathan Kim (Michigan St.) vs Iowa (10/19/2024)
18	Kaleb Johnson (Iowa) vs Wisconsin (11/02/2024)
18	Kaleb Johnson (Iowa) vs Northwestern (10/26/2024)
18	Woody Marks (Southern California) vs Rutgers (10/25/2024)
18	Kyle Monangai (Rutgers) vs UCLA (10/19/2024)
18	Josh McCray (Illinois) vs Purdue (10/12/2024)
18	Tawee Walker (Wisconsin) at Rutgers (10/12/2024)
18	Kaleb Johnson (Iowa) vs Washington (10/12/2024)
18	Max Brosmer (Minnesota) vs Southern California (10/05/2024)
18	Emeka Egbuka (Ohio St.) vs Iowa (10/05/2024)
18	Tawee Walker (Wisconsin) vs Purdue (10/05/2024)
18	Kaleb Johnson (Iowa) at Minnesota (09/21/2024)
Touchdowns	
3	Kaleb Johnson (Iowa) vs Wisconsin (11/02/2024)
3	Kaleb Johnson (Iowa) vs Northwestern (10/26/2024)
3	Woody Marks (Southern California) vs Rutgers (10/25/2024)
3	Kyle Monangai (Rutgers) vs UCLA (10/19/2024)
3	Josh McCray (Illinois) vs Purdue (10/12/2024)
3	Tawee Walker (Wisconsin) at Rutgers (10/12/2024)
3	Kaleb Johnson (Iowa) vs Washington (10/12/2024)
3	Max Brosmer (Minnesota) vs Southern California (10/05/2024)
3	Emeka Egbuka (Ohio St.) vs Iowa (10/05/2024)
3	Tawee Walker (Wisconsin) vs Purdue (10/05/2024)
3	Kaleb Johnson (Iowa) at Minnesota (09/21/2024)
TD responsibility	
5	Ethan Garbers (UCLA) at Rutgers (10/19/2024) [1r,4p]
5	Will Howard (Ohio St.) vs Iowa (10/05/2024) [1r,4p]
Points scored kicking	
20	Jonathan Kim (Michigan St.) vs Iowa (10/19/2024) [6fg,2pat]
Total offense yards	
439	Luke Altmeyer (Illinois) vs Purdue (10/12/2024) [60r,379p]
431	Ethan Garbers (UCLA) at Rutgers (10/19/2024) [48r,383p]
Total offense plays	
65	Billy Edwards Jr. (Maryland) vs Northwestern (10/11/2024) [14r,51p]
59	Billy Edwards Jr. (Maryland) vs Southern California (10/19/2024) [9r,50p]
Total offense yards/play	
36	Tanner Arkin (Illinois) vs Michigan (10/19/2024) [36-1]
35	Jaheim Merriweather (Purdue) at Wisconsin (10/05/2024) [35-1]
Rushing yards	
206	Kaleb Johnson (Iowa) at Minnesota (09/21/2024)
198	Tawee Walker (Wisconsin) at Rutgers (10/12/2024)
Rushing attempts	
29	Justice Ellison (Indiana) vs Washington (10/26/2024)
25	Darius Taylor (Minnesota) vs Southern California (10/05/2024)
25	Kyle Monangai (Rutgers) vs Washington (09/27/2024)
Yards per rush	
36	Tanner Arkin (Illinois) vs Michigan (10/19/2024) [36-1]
35	Jaheim Merriweather (Purdue) at Wisconsin (10/05/2024) [35-1]
Rushing TDs	
3	Kaleb Johnson (Iowa) vs Wisconsin (11/02/2024)
3	Kaleb Johnson (Iowa) vs Northwestern (10/26/2024)
3	Woody Marks (Southern California) vs Rutgers (10/25/2024)



**2024-25 Big Ten Football
Conference Individual Game Highs
In Conference games**

3	Kyle Monangai (Rutgers) vs UCLA (10/19/2024)
3	Tawee Walker (Wisconsin) at Rutgers (10/12/2024)
3	Max Brosmer (Minnesota) vs Southern California (10/05/2024)
3	Tawee Walker (Wisconsin) vs Purdue (10/05/2024)
3	Kaleb Johnson (Iowa) at Minnesota (09/21/2024)
Longest rush	
75	Kaleb Johnson (Iowa) at Michigan St. (10/19/2024)
75	Quinten Joyner (Southern California) vs Penn St. (10/12/2024)
75	Roman Hemby (Maryland) at Indiana (09/28/2024)
Passing yards	
391	Drew Allar (Penn St.) at Southern California (10/12/2024)
383	Ethan Garbers (UCLA) at Rutgers (10/19/2024)
Passing attempts	
51	Billy Edwards Jr. (Maryland) vs Northwestern (10/11/2024)
51	Miller Moss (Southern California) at Michigan (09/21/2024)
Passing TDs	
4	Kurtis Rourke (Indiana) at Michigan St. (11/02/2024)
4	Max Brosmer (Minnesota) vs Maryland (10/26/2024)
4	Ethan Garbers (UCLA) at Rutgers (10/19/2024)
4	Will Howard (Ohio St.) vs Iowa (10/05/2024)
4	Luke Altmyer (Illinois) at Nebraska (09/20/2024)
4	Kurtis Rourke (Indiana) at UCLA (09/14/2024)
Longest pass	
77	Aidan Chiles (Michigan St.) at Maryland (09/07/2024)
70	Miller Moss (Southern California) vs Rutgers (10/25/2024)
Passes completed	
39	Billy Edwards Jr. (Maryland) vs Southern California (10/19/2024)
34	Miller Moss (Southern California) at Maryland (10/19/2024)
Had intercepted	
3	Miller Moss (Southern California) at Washington (11/02/2024)
3	Dylan Raiola (Nebraska) at Indiana (10/19/2024)
3	Ethan Garbers (UCLA) vs Minnesota (10/12/2024)
3	Drew Allar (Penn St.) at Southern California (10/12/2024)
Pass completion pct	
100	Ryan Browne (Purdue) vs Northwestern (11/02/2024) [3-3]
100	Shamar Rigby (Purdue) vs Northwestern (11/02/2024) [1-1]
100	Beau Pribula (Penn St.) vs Ohio St. (11/02/2024) [1-1]
100	Donovan Edwards (Michigan) vs Michigan St. (10/26/2024) [1-1]
100	Austin Novosad (Oregon) vs Illinois (10/26/2024) [2-2]
100	Tyler Warren (Penn St.) at Southern California (10/12/2024) [1-1]
100	Demond Williams Jr. (Washington) vs Michigan (10/05/2024) [2-2]
100	Brendan Sullivan (Iowa) at Ohio St. (10/05/2024) [1-1]
100	Brian Buschini (Nebraska) vs Rutgers (10/05/2024) [1-1]
100	Ryan Browne (Purdue) at Wisconsin (10/05/2024) [1-1]
100	Mabrey Mettauer (Wisconsin) vs Purdue (10/05/2024) [1-1]
100	Tommy Schuster (Michigan St.) at Oregon (10/04/2024) [5-5]
100	Dante Moore (Oregon) vs Michigan St. (10/04/2024) [1-1]
100	Demond Williams Jr. (Washington) at Rutgers (09/27/2024) [1-1]
100	Demond Williams Jr. (Washington) vs Northwestern (09/21/2024) [2-2]
100	Justyn Martin (UCLA) vs Indiana (09/14/2024) [1-1]
Pass yards/attempt	
30	Brian Buschini (Nebraska) vs Rutgers (10/05/2024) [30-1]
23	Donovan Edwards (Michigan) vs Michigan St. (10/26/2024) [23-1]
Pass yards/catch	
30	Brian Buschini (Nebraska) vs Rutgers (10/05/2024) [30-1]



**2024-25 Big Ten Football
Conference Individual Game Highs
In Conference games**

26	Ryan Hilinski (Northwestern) at Purdue (11/02/2024) [52-2]
Receiving yards	
224	Tyler Warren (Penn St.) at Southern California (10/12/2024)
194	Nick Marsh (Michigan St.) at Maryland (09/07/2024)
Receptions	
17	Tyler Warren (Penn St.) at Southern California (10/12/2024)
11	Dymere Miller (Rutgers) at Southern California (10/25/2024)
11	Tez Johnson (Oregon) at UCLA (09/28/2024)
11	Tai Felton (Maryland) vs Michigan St. (09/07/2024)
Yards per catch	
136	Tyler Warren (Penn St.) at Southern California (10/12/2024) [17-224]
101	Makai Lemon (Southern California) vs Rutgers (10/25/2024) [4-134]
Receiving TDs	
3	Emeka Egbuka (Ohio St.) vs Iowa (10/05/2024)
2	Elijah Sarratt (Indiana) at Michigan St. (11/02/2024)
2	Colston Loveland (Michigan) vs Michigan St. (10/26/2024)
2	Daniel Jackson (Minnesota) vs Maryland (10/26/2024)
2	Elijah Spencer (Minnesota) vs Maryland (10/26/2024)
2	A.J. Henning (Northwestern) vs Indiana (10/05/2024)
2	Trech Kekahuna (Wisconsin) vs Purdue (10/05/2024)
2	Tez Johnson (Oregon) at UCLA (09/28/2024)
2	Ja'Kobi Lane (Southern California) vs Wisconsin (09/28/2024)
2	Denzel Boston (Washington) at Rutgers (09/27/2024)
2	Denzel Boston (Washington) vs Northwestern (09/21/2024)
2	Pat Bryant (Illinois) at Nebraska (09/20/2024)
2	Isaiah Neyor (Nebraska) vs Illinois (09/20/2024)
2	Ke'Shawn Williams (Indiana) at UCLA (09/14/2024)
Longest reception	
77	Nick Marsh (Michigan St.) at Maryland (09/07/2024)
70	Makai Lemon (Southern California) vs Rutgers (10/25/2024)
Field goal attempts	
7	Jonathan Kim (Michigan St.) vs Iowa (10/19/2024)
4	Dragan Kesich (Minnesota) at Illinois (11/02/2024)
4	Ryan Barker (Penn St.) at Southern California (10/12/2024)
4	Michael Lantz (Southern California) vs Penn St. (10/12/2024)
4	Drew Stevens (Iowa) vs Washington (10/12/2024)
4	Grady Gross (Washington) vs Michigan (10/05/2024)
4	Grady Gross (Washington) at Rutgers (09/27/2024)
Field goals made	
6	Jonathan Kim (Michigan St.) vs Iowa (10/19/2024)
4	Dragan Kesich (Minnesota) at Illinois (11/02/2024)
4	Ryan Barker (Penn St.) at Southern California (10/12/2024)
4	Drew Stevens (Iowa) vs Washington (10/12/2024)
Longest field goal	
55	Jonathan Kim (Michigan St.) vs Iowa (10/19/2024)
54	John Hohl (Nebraska) at Ohio St. (10/26/2024)
54	Michael Lantz (Southern California) at Minnesota (10/05/2024)
54	Mateen Bhaghani (UCLA) vs Oregon (09/28/2024)
Field goal pct	
100	Nathanial Vakos (Wisconsin) at Iowa (11/02/2024) [1-1]
100	Grady Gross (Washington) vs Southern California (11/02/2024) [2-2]
100	Nicolas Radicic (Indiana) at Michigan St. (11/02/2024) [1-1]
100	Jonathan Kim (Michigan St.) vs Indiana (11/02/2024) [1-1]
100	Dominic Zvada (Michigan) vs Oregon (11/02/2024) [1-1]
100	Atticus Sappington (Oregon) at Michigan (11/02/2024) [1-1]



**2024-25 Big Ten Football
Conference Individual Game Highs
In Conference games**

100	Mateen Bhaghani (UCLA) at Nebraska (11/02/2024) [2-2]
100	Ryan Barker (Penn St.) vs Ohio St. (11/02/2024) [2-2]
100	Luke Akers (Northwestern) at Purdue (11/02/2024) [2-2]
100	Spencer Porath (Purdue) vs Northwestern (11/02/2024) [2-2]
100	Jayden Fielding (Ohio St.) at Penn St. (11/02/2024) [2-2]
100	Dragan Kesich (Minnesota) at Illinois (11/02/2024) [4-4]
100	David Olano (Illinois) vs Minnesota (11/02/2024) [1-1]
100	Dominic Zvada (Michigan) vs Michigan St. (10/26/2024) [1-1]
100	Nathanial Vakos (Wisconsin) vs Penn St. (10/26/2024) [2-2]
100	Drew Stevens (Iowa) vs Northwestern (10/26/2024) [1-1]
100	Jack Howes (Maryland) at Minnesota (10/26/2024) [1-1]
100	Dragan Kesich (Minnesota) vs Maryland (10/26/2024) [2-2]
100	David Olano (Illinois) at Oregon (10/26/2024) [1-1]
100	Andrew Boyle (Oregon) vs Illinois (10/26/2024) [1-1]
100	John Hohl (Nebraska) at Ohio St. (10/26/2024) [3-3]
100	Grady Gross (Washington) at Indiana (10/26/2024) [1-1]
100	Nicolas Radicic (Indiana) vs Washington (10/26/2024) [1-1]
100	Jai Patel (Rutgers) at Southern California (10/25/2024) [2-2]
100	Jai Patel (Rutgers) vs UCLA (10/19/2024) [2-2]
100	Mateen Bhaghani (UCLA) vs Minnesota (10/12/2024) [1-1]
100	Jayden Fielding (Ohio St.) at Oregon (10/12/2024) [1-1]
100	Spencer Porath (Purdue) at Illinois (10/12/2024) [2-2]
100	David Olano (Illinois) vs Purdue (10/12/2024) [3-3]
100	Ryan Barker (Penn St.) at Southern California (10/12/2024) [4-4]
100	Drew Stevens (Iowa) vs Washington (10/12/2024) [4-4]
100	Luke Akers (Northwestern) at Maryland (10/11/2024) [3-3]
100	Dragan Kesich (Minnesota) vs Southern California (10/05/2024) [1-1]
100	Dominic Zvada (Michigan) at Washington (10/05/2024) [1-1]
100	Jack Olsen (Northwestern) vs Indiana (10/05/2024) [1-1]
100	Nicolas Radicic (Indiana) at Northwestern (10/05/2024) [2-2]
100	Ryan Barker (Penn St.) vs UCLA (10/05/2024) [2-2]
100	Mateen Bhaghani (UCLA) at Penn St. (10/05/2024) [1-1]
100	Spencer Porath (Purdue) at Wisconsin (10/05/2024) [2-2]
100	Nathanial Vakos (Wisconsin) vs Purdue (10/05/2024) [1-1]
100	Andrew Boyle (Oregon) vs Michigan St. (10/04/2024) [1-1]
100	Jonathan Kim (Michigan St.) at Oregon (10/04/2024) [1-1]
100	Mateen Bhaghani (UCLA) vs Oregon (09/28/2024) [2-2]
100	Atticus Sappington (Oregon) at UCLA (09/28/2024) [2-2]
100	Jayden Fielding (Ohio St.) at Michigan St. (09/28/2024) [1-1]
100	Michael Lantz (Southern California) vs Wisconsin (09/28/2024) [1-1]
100	Dominic Zvada (Michigan) vs Minnesota (09/28/2024) [2-2]
100	Drew Stevens (Iowa) at Minnesota (09/21/2024) [1-1]
100	Jack Olsen (Northwestern) at Washington (09/21/2024) [1-1]
100	Michael Lantz (Southern California) at Michigan (09/21/2024) [1-1]
100	David Olano (Illinois) at Nebraska (09/20/2024) [1-1]
100	Jonathan Kim (Michigan St.) at Maryland (09/07/2024) [2-2]
PAT kicks attempted	
8	Nicolas Radicic (Indiana) vs Nebraska (10/19/2024)
PAT kicks made	
8	Nicolas Radicic (Indiana) vs Nebraska (10/19/2024)
PAT kicks pct	
100	Nathanial Vakos (Wisconsin) at Iowa (11/02/2024) [1-1]
100	Drew Stevens (Iowa) vs Wisconsin (11/02/2024) [6-6]
100	Grady Gross (Washington) vs Southern California (11/02/2024) [2-2]
100	Michael Lantz (Southern California) at Washington (11/02/2024) [3-3]
100	Dominic Zvada (Michigan) vs Oregon (11/02/2024) [2-2]



2024-25 Big Ten Football
Conference Individual Game Highs
In Conference games

100 Andrew Boyle (Oregon) at Michigan (11/02/2024) [2-2]
100 Atticus Sappington (Oregon) at Michigan (11/02/2024) [3-3]
100 Jonathan Kim (Michigan St.) vs Indiana (11/02/2024) [1-1]
100 Nicolas Radacic (Indiana) at Michigan St. (11/02/2024) [6-6]
100 Mateen Bhaghani (UCLA) at Nebraska (11/02/2024) [3-3]
100 Jayden Fielding (Ohio St.) at Penn St. (11/02/2024) [2-2]
100 Ryan Barker (Penn St.) vs Ohio St. (11/02/2024) [1-1]
100 Spencer Porath (Purdue) vs Northwestern (11/02/2024) [2-2]
100 Luke Akers (Northwestern) at Purdue (11/02/2024) [2-2]
100 David Olano (Illinois) vs Minnesota (11/02/2024) [2-2]
100 Dragan Kesich (Minnesota) at Illinois (11/02/2024) [1-1]
100 Jonathan Kim (Michigan St.) at Michigan (10/26/2024) [2-2]
100 Dominic Zvada (Michigan) vs Michigan St. (10/26/2024) [1-1]
100 Ryan Barker (Penn St.) at Wisconsin (10/26/2024) [4-4]
100 Nathaniel Vakos (Wisconsin) vs Penn St. (10/26/2024) [1-1]
100 Luke Akers (Northwestern) at Iowa (10/26/2024) [2-2]
100 Drew Stevens (Iowa) vs Northwestern (10/26/2024) [5-5]
100 Dragan Kesich (Minnesota) vs Maryland (10/26/2024) [6-6]
100 Jack Howes (Maryland) at Minnesota (10/26/2024) [2-2]
100 Atticus Sappington (Oregon) vs Illinois (10/26/2024) [4-4]
100 Andrew Boyle (Oregon) vs Illinois (10/26/2024) [1-1]
100 Nicolas Radacic (Indiana) vs Washington (10/26/2024) [4-4]
100 Jayden Fielding (Ohio St.) vs Nebraska (10/26/2024) [3-3]
100 Grady Gross (Washington) at Indiana (10/26/2024) [2-2]
100 Michael Lantz (Southern California) vs Rutgers (10/25/2024) [6-6]
100 Jonathan Kim (Michigan St.) vs Iowa (10/19/2024) [2-2]
100 Drew Stevens (Iowa) at Michigan St. (10/19/2024) [2-2]
100 Michael Lantz (Southern California) at Maryland (10/19/2024) [4-4]
100 Jack Howes (Maryland) vs Southern California (10/19/2024) [3-3]
100 Dominic Zvada (Michigan) at Illinois (10/19/2024) [1-1]
100 David Olano (Illinois) vs Michigan (10/19/2024) [1-1]
100 Nicolas Radacic (Indiana) vs Nebraska (10/19/2024) [8-8]
100 John Hohl (Nebraska) at Indiana (10/19/2024) [1-1]
100 Jai Patel (Rutgers) vs UCLA (10/19/2024) [2-2]
100 Mateen Bhaghani (UCLA) at Rutgers (10/19/2024) [5-5]
100 Nathaniel Vakos (Wisconsin) at Northwestern (10/19/2024) [3-3]
100 Atticus Sappington (Oregon) at Purdue (10/18/2024) [4-4]
100 Andrew Boyle (Oregon) at Purdue (10/18/2024) [1-1]
100 Dragan Kesich (Minnesota) at UCLA (10/12/2024) [3-3]
100 Mateen Bhaghani (UCLA) vs Minnesota (10/12/2024) [2-2]
100 Andrew Boyle (Oregon) vs Ohio St. (10/12/2024) [1-1]
100 Jayden Fielding (Ohio St.) at Oregon (10/12/2024) [4-4]
100 Atticus Sappington (Oregon) vs Ohio St. (10/12/2024) [1-1]
100 David Olano (Illinois) vs Purdue (10/12/2024) [5-5]
100 Spencer Porath (Purdue) at Illinois (10/12/2024) [3-3]
100 Michael Lantz (Southern California) vs Penn St. (10/12/2024) [3-3]
100 Ryan Barker (Penn St.) at Southern California (10/12/2024) [3-3]
100 Jai Patel (Rutgers) vs Wisconsin (10/12/2024) [1-1]
100 Nathaniel Vakos (Wisconsin) at Rutgers (10/12/2024) [6-6]
100 Drew Stevens (Iowa) vs Washington (10/12/2024) [4-4]
100 Grady Gross (Washington) at Iowa (10/12/2024) [1-1]
100 Jack Howes (Maryland) vs Northwestern (10/11/2024) [1-1]
100 Luke Akers (Northwestern) at Maryland (10/11/2024) [4-4]
100 Dragan Kesich (Minnesota) vs Southern California (10/05/2024) [3-3]
100 Michael Lantz (Southern California) at Minnesota (10/05/2024) [2-2]
100 Grady Gross (Washington) vs Michigan (10/05/2024) [3-3]
100 Dominic Zvada (Michigan) at Washington (10/05/2024) [2-2]



**2024-25 Big Ten Football
Conference Individual Game Highs
In Conference games**

- 100 Drew Stevens (Iowa) at Ohio St. (10/05/2024) [1-1]
- 100 Jayden Fielding (Ohio St.) vs Iowa (10/05/2024) [5-5]
- 100 John Hohl (Nebraska) vs Rutgers (10/05/2024) [2-2]
- 100 Jai Patel (Rutgers) at Nebraska (10/05/2024) [1-1]
- 100 Nicolas Radicic (Indiana) at Northwestern (10/05/2024) [5-5]
- 100 Jack Olsen (Northwestern) vs Indiana (10/05/2024) [3-3]
- 100 Ryan Barker (Penn St.) vs UCLA (10/05/2024) [3-3]
- 100 Nathaniel Vakos (Wisconsin) vs Purdue (10/05/2024) [7-7]
- 100 Atticus Sappington (Oregon) vs Michigan St. (10/04/2024) [3-3]
- 100 Andrew Boyle (Oregon) vs Michigan St. (10/04/2024) [1-1]
- 100 Jonathan Kim (Michigan St.) at Oregon (10/04/2024) [1-1]
- 100 Mateen Bhaghani (UCLA) vs Oregon (09/28/2024) [1-1]
- 100 David Olano (Illinois) at Penn St. (09/28/2024) [1-1]
- 100 Sander Sahaydak (Penn St.) vs Illinois (09/28/2024) [2-2]
- 100 Ryan Barker (Penn St.) vs Illinois (09/28/2024) [1-1]
- 100 Jonathan Kim (Michigan St.) vs Ohio St. (09/28/2024) [1-1]
- 100 Jayden Fielding (Ohio St.) at Michigan St. (09/28/2024) [5-5]
- 100 Nathaniel Vakos (Wisconsin) at Southern California (09/28/2024) [3-3]
- 100 Michael Lantz (Southern California) vs Wisconsin (09/28/2024) [5-5]
- 100 Spencer Porath (Purdue) vs Nebraska (09/28/2024) [1-1]
- 100 Dominic Zvada (Michigan) vs Minnesota (09/28/2024) [3-3]
- 100 Dragan Kesich (Minnesota) at Michigan (09/28/2024) [3-3]
- 100 John Hohl (Nebraska) at Purdue (09/28/2024) [4-4]
- 100 Jack Howes (Maryland) at Indiana (09/28/2024) [4-4]
- 100 Nicolas Radicic (Indiana) vs Maryland (09/28/2024) [6-6]
- 100 Jai Patel (Rutgers) vs Washington (09/27/2024) [3-3]
- 100 Grady Gross (Washington) at Rutgers (09/27/2024) [1-1]
- 100 Dragan Kesich (Minnesota) vs Iowa (09/21/2024) [2-2]
- 100 Drew Stevens (Iowa) at Minnesota (09/21/2024) [4-4]
- 100 Grady Gross (Washington) vs Northwestern (09/21/2024) [3-3]
- 100 Michael Lantz (Southern California) at Michigan (09/21/2024) [3-3]
- 100 John Hohl (Nebraska) vs Illinois (09/20/2024) [3-3]
- 100 David Olano (Illinois) at Nebraska (09/20/2024) [4-4]
- 100 Nicolas Radicic (Indiana) at UCLA (09/14/2024) [6-6]
- 100 Mateen Bhaghani (UCLA) vs Indiana (09/14/2024) [1-1]
- 100 Jack Howes (Maryland) vs Michigan St. (09/07/2024) [3-3]
- 100 Jonathan Kim (Michigan St.) at Maryland (09/07/2024) [3-3]

Punts

- 9 Jakob Anderson (Rutgers) vs Wisconsin (10/12/2024)
- 8 Rhys Dakin (Iowa) vs Northwestern (10/26/2024)
- 8 Keelan Crimmins (Purdue) at Wisconsin (10/05/2024)
- 8 Tommy Doman (Michigan) vs Southern California (09/21/2024)

Yards punted

- 377 Jakob Anderson (Rutgers) vs Wisconsin (10/12/2024) [9-377]
- 354 Tommy Doman (Michigan) vs Southern California (09/21/2024) [8-354]

Longest punt

- 74 Atticus Bertrams (Wisconsin) at Southern California (09/28/2024)

Punting avg

- 57 Rhys Dakin (Iowa) vs Washington (10/12/2024) [114-2]

Punt returns

- 4 Kaden Wetjen (Iowa) vs Northwestern (10/26/2024)
- 4 Denzel Boston (Washington) vs Northwestern (09/21/2024)

Punt return yards

- 111 Kaden Wetjen (Iowa) vs Northwestern (10/26/2024)
- 82 Koi Perich (Minnesota) at Michigan (09/28/2024)

Longest punt return



**2024-25 Big Ten Football
Conference Individual Game Highs
In Conference games**

85	Kaden Wetjen (Iowa) vs Northwestern (10/26/2024)
72	Drew Wagner (Northwestern) at Iowa (10/26/2024)
Punt return avg	
41	Koi Perich (Minnesota) at Michigan (09/28/2024) [82-2]
37	Kaden Wetjen (Iowa) vs Washington (10/12/2024) [37-1]
Kick returns	
5	Kaden Wetjen (Iowa) at Michigan St. (10/19/2024)
Kick return yards	
150	Joseph Himon II (Northwestern) at Washington (09/21/2024)
145	Kaden Wetjen (Iowa) at Michigan St. (10/19/2024)
Kick return avg	
50	Keith Reynolds (Washington) vs Southern California (11/02/2024) [50-1]
50	Joseph Himon II (Northwestern) at Washington (09/21/2024) [150-3]
Longest kick return	
96	Joseph Himon II (Northwestern) at Washington (09/21/2024)
80	Makai Lemon (Southern California) vs Rutgers (10/25/2024)
Kick return TDs	
Combined PR/KR yards	
176	Kaden Wetjen (Iowa) vs Northwestern (10/26/2024) [111pr,65kr]
150	Joseph Himon II (Northwestern) at Washington (09/21/2024) [0pr,150kr]
Interceptions	
2	Carson Bruener (Washington) vs Southern California (11/02/2024)
2	Amare Ferrell (Indiana) at Michigan St. (11/02/2024)
2	D'Angelo Ponds (Indiana) vs Washington (10/26/2024)
2	Koi Perich (Minnesota) at UCLA (10/12/2024)
2	Kyndrich Breedlove (Purdue) at Wisconsin (10/05/2024)
Interception return yds	
96	Bryan Addison (UCLA) vs Oregon (09/28/2024)
85	Theran Johnson (Northwestern) at Iowa (10/26/2024)
Interception return avg	
96	Bryan Addison (UCLA) vs Oregon (09/28/2024) [96-1]
85	Theran Johnson (Northwestern) at Iowa (10/26/2024) [85-1]
Longest interception rtn	
96	Bryan Addison (UCLA) vs Oregon (09/28/2024)
85	Theran Johnson (Northwestern) at Iowa (10/26/2024)
All-purpose yards	
256	Makai Lemon (Southern California) vs Rutgers (10/25/2024)
228	Tyler Warren (Penn St.) at Southern California (10/12/2024)
Tackles	
16	Christian Alliegro (Wisconsin) at Iowa (11/02/2024) [7-9]
Sacks	
2.5	Mikail Kamara (Indiana) at Michigan St. (11/02/2024) [1-2]
2.5	Gabe Jacas (Illinois) vs Michigan (10/19/2024) [1-2]
2.5	Jordan Burch (Oregon) vs Michigan St. (10/04/2024) [1-2]
Tackles for loss	
4.5	Mikail Kamara (Indiana) at Michigan St. (11/02/2024) [3-3]
4.5	Carson Schwesinger (UCLA) vs Minnesota (10/12/2024) [4-1]



**2024-25 Big Ten Football
Conference Individual Game Highs
In Conference games**

200-Yard Rushing Performances	
206	Kaleb Johnson (Iowa) at Minnesota (09/21/2024)
100-Yard Rushing Performances	
206	Kaleb Johnson (Iowa) at Minnesota (09/21/2024)
198	Tawee Walker (Wisconsin) at Rutgers (10/12/2024)
166	Kaleb Johnson (Iowa) vs Washington (10/12/2024)
166	Jordan James (Oregon) vs Michigan St. (10/04/2024)
159	Kalel Mullings (Michigan) vs Southern California (09/21/2024)
148	Jonah Coleman (Washington) at Rutgers (09/27/2024)
144	Darius Taylor (Minnesota) vs Southern California (10/05/2024)
135	Kaleb Johnson (Iowa) vs Wisconsin (11/02/2024)
134	Woody Marks (Southern California) at Minnesota (10/05/2024)
132	Kyle Monangai (Rutgers) vs Washington (09/27/2024)
131	Darius Taylor (Minnesota) at Illinois (11/02/2024)
126	Tawee Walker (Wisconsin) at Northwestern (10/19/2024)
123	Woody Marks (Southern California) at Washington (11/02/2024)
123	Justice Ellison (Indiana) vs Washington (10/26/2024)
118	Nate Carter (Michigan St.) at Michigan (10/26/2024)
118	Ryan Browne (Purdue) at Illinois (10/12/2024)
117	Jordan James (Oregon) at Michigan (11/02/2024)
117	Roman Hemby (Maryland) at Indiana (09/28/2024)
115	Jordan James (Oregon) vs Ohio St. (10/12/2024)
111	Woody Marks (Southern California) vs Penn St. (10/12/2024)
111	Kalel Mullings (Michigan) vs Minnesota (09/28/2024)
109	Kaleb Johnson (Iowa) vs Northwestern (10/26/2024)
106	Kyle Monangai (Rutgers) vs UCLA (10/19/2024)
105	Justice Ellison (Indiana) vs Nebraska (10/19/2024)
104	Jonah Coleman (Washington) vs Southern California (11/02/2024)
104	Jonah Coleman (Washington) at Indiana (10/26/2024)
103	Jordan James (Oregon) at UCLA (09/28/2024)
102	Devin Mockobee (Purdue) at Illinois (10/12/2024)
102	Kaytron Allen (Penn St.) vs Illinois (09/28/2024)
100	Woody Marks (Southern California) at Michigan (09/21/2024)
Number of 100-Yard Rushing Performances	
4	Kaleb Johnson, Iowa
4	Jordan James, Oregon
4	Woody Marks, Southern California
3	Jonah Coleman, Washington
2	Tawee Walker, Wisconsin
2	Kalel Mullings, Michigan
2	Darius Taylor, Minnesota
2	Kyle Monangai, Rutgers
2	Justice Ellison, Indiana
1	Nate Carter, Michigan St.
1	Ryan Browne, Purdue
1	Roman Hemby, Maryland
1	Devin Mockobee, Purdue
1	Kaytron Allen, Penn St.
500-Yard Passing Performances	
400-Yard Passing Performances	
300-Yard Passing Performances	
391	Drew Allar (Penn St.) at Southern California (10/12/2024)
383	Ethan Garbers (UCLA) at Rutgers (10/19/2024)
380	Kurtis Rourke (Indiana) at Northwestern (10/05/2024)
379	Luke Altmeyer (Illinois) vs Purdue (10/12/2024)
373	Billy Edwards Jr. (Maryland) vs Southern California (10/19/2024)



**2024-25 Big Ten Football
Conference Individual Game Highs
In Conference games**

- 363 Aidan Chiles (Michigan St.) at Maryland (09/07/2024)
- 359 Braedyn Locke (Wisconsin) vs Purdue (10/05/2024)
- 359 Kurtis Rourke (Indiana) vs Maryland (09/28/2024)
- 341 Dillon Gabriel (Oregon) vs Ohio St. (10/12/2024)
- 336 Miller Moss (Southern California) at Maryland (10/19/2024)
- 326 Will Howard (Ohio St.) at Oregon (10/12/2024)
- 320 Max Brosmer (Minnesota) vs Maryland (10/26/2024)
- 313 Athan Kaliakmanis (Rutgers) at Southern California (10/25/2024)
- 308 Miller Moss (Southern California) vs Rutgers (10/25/2024)
- 308 Miller Moss (Southern California) vs Wisconsin (09/28/2024)
- 307 Kurtis Rourke (Indiana) at UCLA (09/14/2024)
- 306 Will Rogers (Washington) at Rutgers (09/27/2024)

Number of 300-Yard Passing Performances

- 3 Kurtis Rourke, Indiana
- 3 Miller Moss, Southern California
- 1 Drew Allar, Penn St.
- 1 Ethan Garbers, UCLA
- 1 Luke Altmeyer, Illinois
- 1 Billy Edwards Jr., Maryland
- 1 Aidan Chiles, Michigan St.
- 1 Braedyn Locke, Wisconsin
- 1 Dillon Gabriel, Oregon
- 1 Will Howard, Ohio St.
- 1 Max Brosmer, Minnesota
- 1 Athan Kaliakmanis, Rutgers
- 1 Will Rogers, Washington

200-Yard Receiving Performances

- 224 Tyler Warren (Penn St.) at Southern California (10/12/2024)

100-Yard Receiving Performances

- 224 Tyler Warren (Penn St.) at Southern California (10/12/2024)
- 194 Nick Marsh (Michigan St.) at Maryland (09/07/2024)
- 152 Tai Felton (Maryland) vs Michigan St. (09/07/2024)
- 149 Traeshon Holden (Oregon) at Michigan (11/02/2024)
- 149 Evan Stewart (Oregon) vs Ohio St. (10/12/2024)
- 135 Elijah Sarratt (Indiana) at Northwestern (10/05/2024)
- 134 Makai Lemon (Southern California) vs Rutgers (10/25/2024)
- 134 Trech Kekahuna (Wisconsin) vs Purdue (10/05/2024)
- 133 Max Klare (Purdue) at Illinois (10/12/2024)
- 131 Dymere Miller (Rutgers) at Southern California (10/25/2024)
- 128 Bryce Kirtz (Northwestern) vs Indiana (10/05/2024)
- 128 Elijah Sarratt (Indiana) vs Maryland (09/28/2024)
- 125 Denzel Boston (Washington) at Rutgers (09/27/2024)
- 123 Bryce Kirtz (Northwestern) at Maryland (10/11/2024)
- 121 Tez Johnson (Oregon) at UCLA (09/28/2024)
- 121 Denzel Boston (Washington) vs Northwestern (09/21/2024)
- 117 Daniel Jackson (Minnesota) vs Maryland (10/26/2024)
- 114 Keegan Jones (UCLA) at Rutgers (10/19/2024)
- 113 Nick Marsh (Michigan St.) vs Iowa (10/19/2024)
- 112 Colston Loveland (Michigan) vs Oregon (11/02/2024)
- 112 Daniel Jackson (Minnesota) vs Iowa (09/21/2024)
- 111 Kaden Prather (Maryland) vs Southern California (10/19/2024)
- 107 J.Michael Sturdivant (UCLA) vs Minnesota (10/12/2024)
- 107 Liam Clifford (Penn St.) vs UCLA (10/05/2024)
- 105 Ja'Kobi Lane (Southern California) vs Wisconsin (09/28/2024)
- 104 Tai Felton (Maryland) at Minnesota (10/26/2024)
- 104 Moliki Matavao (UCLA) at Rutgers (10/19/2024)



**2024-25 Big Ten Football
Conference Individual Game Highs
In Conference games**

- 104 Pat Bryant (Illinois) vs Purdue (10/12/2024)
- 102 Zachariah Branch (Southern California) at Washington (11/02/2024)
- 102 Tez Johnson (Oregon) vs Illinois (10/26/2024)
- 102 Carnell Tate (Ohio St.) vs Nebraska (10/26/2024)
- 100 Montorie Foster Jr. (Michigan St.) vs Iowa (10/19/2024)
- 100 Jeremiah Smith (Ohio St.) at Oregon (10/12/2024)

Number of 100-Yard Receiving Performances

- 2 Nick Marsh, Michigan St.
- 2 Tai Felton, Maryland
- 2 Elijah Sarratt, Indiana
- 2 Bryce Kirtz, Northwestern
- 2 Denzel Boston, Washington
- 2 Tez Johnson, Oregon
- 2 Daniel Jackson, Minnesota
- 1 Tyler Warren, Penn St.
- 1 Traeshon Holden, Oregon
- 1 Evan Stewart, Oregon
- 1 Makai Lemon, Southern California
- 1 Trech Kekahuna, Wisconsin
- 1 Max Klare, Purdue
- 1 Dymere Miller, Rutgers
- 1 Keegan Jones, UCLA
- 1 Colston Loveland, Michigan
- 1 Kaden Prather, Maryland
- 1 J.Michael Sturdivant, UCLA
- 1 Liam Clifford, Penn St.
- 1 Ja'Kobi Lane, Southern California
- 1 Moliki Matavao, UCLA
- 1 Pat Bryant, Illinois
- 1 Zachariah Branch, Southern California
- 1 Carnell Tate, Ohio St.
- 1 Montorie Foster Jr., Michigan St.
- 1 Jeremiah Smith, Ohio St.



**2024-25 Big Ten Football
Conference Statistical Ranking Comparison
In Conference games**

Team	Offense				Defense			
	Rushing	Passing	Total Off.	Scoring	Rushing	Passing	Total Def.	Scoring
Illinois	7	11	6	8	17	13	17	13
Indiana	6	3	3	1	1	9	4	4
Iowa	1	18	11	4	9	7	6	5
Maryland	18	5	10	13	2	16	10	16
Michigan	5	17	15	11	8	12	12	9
Michigan St.	15	6	8	16	13	10	13	17
Minnesota	13	7	9	6	14	6	9	7
Nebraska	14	9	12	14	7	8	8	11
Northwestern	16	15	18	15	10	15	15	12
Ohio St.	9	12	7	7	3	3	1	1
Oregon	2	2	2	2	6	5	3	2
Penn St.	10	13	13	10	4	4	2	3
Purdue	12	16	17	18	11	17	16	18
Rutgers	11	14	16	17	12	11	14	9
Southern California	4	1	1	3	16	18	18	15
UCLA	17	8	14	12	5	14	11	14
Washington	8	4	4	9	15	1	5	8
Wisconsin	3	10	5	5	18	2	7	6

Team	Kick ret.	Punt ret.	Interceptions	Sacks	TFL	Turnover Mar.
Illinois	13	5	13	2	12	16
Indiana	17	1	1	1	1	3
Iowa	1	2	7	7	14	1
Maryland	11	12	5	15	5	11
Michigan	10	6	14	4	3	11
Michigan St.	12	18	12	18	13	18
Minnesota	7	4	10	8	11	2
Nebraska	8	17	8	5	5	13
Northwestern	2	3	4	12	8	6
Ohio St.	15	14	11	11	7	8
Oregon	16	9	17	3	2	4
Penn St.	9	13	9	6	4	6
Purdue	14	16	18	9	16	8
Rutgers	18	15	15	16	17	8
Southern California	3	8	3	10	8	13
UCLA	6	11	2	14	10	16
Washington	4	9	6	17	18	5
Wisconsin	5	7	16	13	15	13



2024-25 Big Ten Football Individual Statistics In Conference games

RUSHING (Minimum Games Played Pct. 75%, 10 Rushing Attempts/Game)

#	Player	G	Att.	Yds	Avg.	TD	Lg	Avg/g
1	Johnson, Kaleb - Iowa	6	109	800	7.34	13	75	133.33
2	James, Jordan - Oregon	6	115	634	5.51	6	41	105.67
3	Marks, Woody - USC	7	126	707	5.61	6	65	101.00
4	Walker, Tawee - Wisc	6	116	584	5.03	9	55	97.33
5	Coleman, Jonah - UW	6	100	583	5.83	4	46	97.17
6	Monangai, Kyle - RU	5	100	474	4.74	5	40	94.80
7	Taylor, Darius - MINN	6	101	456	4.51	5	51	76.00
8	Mullings, Kalel - Mich	6	95	440	4.63	5	63	73.33
9	Ellison, Justice - IND	6	83	426	5.13	6	43	71.00
10	Allen, Kaytron - PSU	5	78	349	4.47	4	24	69.80

TOTAL OFFENSE (Minimum Games Played Pct. 75%)

#	Player	G	Rush	Pass	Plays	Total	Yds/g
1	Gabriel, Dillon - Oregon	6	94	1751	213	1845	307.50
2	Rourke, Kurtis - IND	5	-3	1498	161	1495	299.00
3	Edwards Jr., Billy - MD	5	15	1412	254	1427	285.40
4	Moss, Miller - USC	7	-17	1948	314	1931	275.86
5	Howard, Will - OSU	5	93	1182	176	1275	255.00
6	Garbers, Ethan - UCLA	5	107	1150	177	1257	251.40
7	Rogers, Will - UW	6	-33	1459	216	1426	237.67
8	Chiles, Aidan - MSU	6	77	1322	206	1399	233.17
9	Allar, Drew - PSU	5	83	1057	152	1140	228.00
10	Altmyer, Luke - Illini	6	111	1246	235	1357	226.17

PASSING AVG/GAME (Minimum Games Played Pct. 75%)

#	Player	G	Comp-att-int	Yds	TD	Avg/g
1	Rourke, Kurtis - IND	5	108-149-3	1498	15	299.60
2	Gabriel, Dillon - Oregon	6	135-192-5	1751	13	291.83
3	Edwards Jr., Billy - MD	5	138-211-5	1412	7	282.40
4	Moss, Miller - USC	7	185-296-9	1948	16	278.29
5	Rogers, Will - UW	6	133-194-4	1459	7	243.17
6	Howard, Will - OSU	5	99-131-4	1182	13	236.40
7	Garbers, Ethan - UCLA	5	100-142-6	1150	7	230.00
8	Brosmer, Max - MINN	6	138-203-3	1362	10	227.00
9	Chiles, Aidan - MSU	6	102-151-6	1322	7	220.33
10	Locke, Braedyn - Wisc	6	104-180-8	1293	7	215.50

SCORING (Minimum Games Played Pct. 75%)

#	Player	G	TD	FG	XPT	2XP	Pts	Pts/g
1	Johnson, Kaleb - Iowa	6	14	0	0	0	84	14.00
2	Walker, Tawee - Wisc	6	9	0	0	0	54	9.00
3	Radicic, Nicolas - IND	6	0	4	35	0	47	7.83
4	Egbuka, Emeka - OSU	5	6	0	0	0	36	7.20
5	Barker, Ryan - PSU	5	0	8	12	0	36	7.20
6	Kim, Jonathan - MSU	6	0	11	10	0	43	7.17
7	Kesich, Dragan - MINN	6	0	8	18	0	42	7.00
8	Stevens, Drew - Iowa	6	0	6	22	0	40	6.67
9	Lantz, Michael - USC	7	0	6	26	0	44	6.29
10	Fielding, Jayden - OSU	5	0	4	19	0	31	6.20

PASS EFFICIENCY (Minimum Games Played Pct. 75%, 15 Total Passes/Game)

#	Player	G	Comp-att-int	Yds	TD	Eff.
1	Rourke, Kurtis - IND	5	108-149-3	1498	15	186.13
2	Howard, Will - OSU	5	99-131-4	1182	13	178.01
3	Gabriel, Dillon - Oregon	6	135-192-5	1751	13	164.05
4	Chiles, Aidan - MSU	6	102-151-6	1322	7	148.44
5	Garbers, Ethan - UCLA	5	100-142-6	1150	7	146.27
6	Allar, Drew - PSU	5	88-126-4	1057	4	144.43
7	Rogers, Will - UW	6	133-194-4	1459	7	139.51
8	Brosmer, Max - MINN	6	138-203-3	1362	10	137.64
9	Altmyer, Luke - Illini	6	103-172-3	1246	10	136.43
10	Moss, Miller - USC	7	185-296-9	1948	16	129.54

SCORING (TDs) (Minimum Games Played Pct. 75%, 1 Touchdowns)

#	Player	G	Run	Rec	Ret	Pts	Avg/g
1	Johnson, Kaleb - Iowa	6	13	1	0	84	14.00
2	Walker, Tawee - Wisc	6	9	0	0	54	9.00
3	Egbuka, Emeka - OSU	5	0	6	0	36	7.20
4	James, Jordan - Oregon	6	6	0	0	36	6.00
5	Monangai, Kyle - RU	5	5	0	0	30	6.00
6	Johnson, Tez - Oregon	6	0	6	0	36	6.00
7	Boston, Denzel - UW	6	0	6	0	36	6.00
8	Ellison, Justice - IND	6	6	0	0	36	6.00
9	Smith, Jeremiah - OSU	5	1	4	0	30	6.00
10	Taylor, Darius - MINN	6	5	1	0	36	6.00

RECEPTIONS/GAME (Minimum Games Played Pct. 75%)

#	Player	G	No.	Yds	TD	Lg	Yds/g	Rec/g
1	Felton, Tai - MD	5	43	455	2	35	91.00	8.60
2	Jackson, Daniel - MINN	6	44	486	3	37	81.00	7.33
3	Johnson, Tez - Oregon	6	42	459	6	52	76.50	7.00
4	Warren, Tyler - PSU	5	35	380	2	34	76.00	7.00
5	Egbuka, Emeka - OSU	5	32	311	6	33	62.20	6.40
6	Loveland, Colston - Mich	5	30	336	3	36	67.20	6.00
7	Boston, Denzel - UW	6	36	516	6	51	86.00	6.00
8	Prather, Kaden - MD	5	29	322	1	33	64.40	5.80
9	Taylor, Darius - MINN	6	34	230	1	22	38.33	5.67
10	Jackson, Giles - UW	6	31	271	1	39	45.17	5.17

SCORING (KICK) (Minimum Games Played Pct. 75%)

#	Player	G	PAT	FG	Pts	Avg/g
1	Radicic, Nicolas - IND	6	35-35	4-4	47	7.83
2	Barker, Ryan - PSU	5	12-12	8-8	36	7.20
3	Kim, Jonathan - MSU	6	10-10	11-13	43	7.17
4	Kesich, Dragan - MINN	6	18-18	8-10	42	7.00
5	Stevens, Drew - Iowa	6	22-22	6-9	40	6.67
6	Lantz, Michael - USC	7	26-26	6-10	44	6.29
7	Fielding, Jayden - OSU	5	19-19	4-5	31	6.20
8	Olano, David - Illini	6	13-13	8-10	37	6.17
9	Bhaghani, Mateen - UCLA	6	12-12	8-10	36	6.00
10	Gross, Grady - UW	6	12-12	8-15	36	6.00



2024-25 Big Ten Football
Individual Statistics
In Conference games

RECEIVE YDS/GAME (Minimum Games Played Pct. 75%)

#	Player	G	No.	Yds	TD	Long	Avg/c	Yds/g
1	Felton, Tai - MD	5	43	455	2	35	10.58	91.00
2	Boston, Denzel - UW	6	36	516	6	51	14.33	86.00
3	Marsh, Nick - MSU	6	30	515	3	77	17.17	85.83
4	Jackson, Daniel - MINN	6	44	486	3	37	11.05	81.00
5	Smith, Jeremiah - OSU	5	25	397	4	60	15.88	79.40
6	Johnson, Tez - Oregon	6	42	459	6	52	10.93	76.50
7	Warren, Tyler - PSU	5	35	380	2	34	10.86	76.00
8	Sarratt, Elijah - IND	6	26	453	4	36	17.42	75.50
9	Loveland, Colston - Mich	5	30	336	3	36	11.20	67.20
10	Lemon, Makai - USC	6	29	403	2	70	13.90	67.17

PUNT RETURN AVG (Minimum Games Played Pct. 75%)

#	Player	G	No.	Yds	TD	Long	Avg.
1	Wetjen, Kaden - Iowa	6	10	178	1	85	17.80
2	Felton, Tai - MD	5	1	17	0	17	17.00
3	Price, Myles - IND	6	11	181	0	65	16.45

KICK RETURN AVG (Minimum Games Played Pct. 75%)

#	Player	G	No.	Yds	TD	Long	Avg.
1	Anthony II, Vinny - Wisc	6	5	164	0	74	32.80
2	Lemon, Makai - USC	6	7	223	0	80	31.86
3	Taylor, Joe - Mich	6	1	29	0	29	29.00

ALL PURPOSE (Minimum Games Played Pct. 75%)

#	Player	G	Rush	Rcv	PR	KR	Yds	Avg/g
1	Marks, Woody - USC	7	707	214	0	0	921	131.57
2	Johnson, Kaleb - Iowa	6	800	82	0	0	882	147.00
3	Taylor, Darius - MINN	6	456	230	0	0	686	114.33
4	James, Jordan - Oregon	6	634	48	0	0	682	113.67
5	Coleman, Jonah - UW	6	583	77	0	0	660	110.00
6	Lemon, Makai - USC	6	0	403	0	223	626	104.33
7	Walker, Tawee - Wisc	6	584	13	0	0	597	99.50
8	Wetjen, Kaden - Iowa	6	33	0	178	368	579	96.50
9	Boston, Denzel - UW	6	0	516	48	0	564	94.00
10	Anthony II, Vinny - Wisc	6	0	373	5	164	542	90.33

PUNTING (Minimum Games Played Pct. 75%, 3.6 Punts/Game)

#	Player	G	No.	Yds	Lg	120	50+	TB	Avg.
1	McFerson, Bryce - MD	5	20	954	63	8	10	1	47.70
2	Dakin, Rhys - Iowa	6	27	1285	61	14	10	3	47.59
3	Bertrams, Atticus - Wisc	6	29	1352	74	13	9	3	46.62
4	Buschini, Brian - Nebr	6	23	1040	69	6	9	2	45.22
5	Akers, Luke - NU	6	27	1202	58	10	6	0	44.52
6	Crimmins, Keelan - Purdue	5	24	1050	58	5	4	0	43.75
7	Richter, Brody - UCLA	6	22	951	52	8	2	1	43.23
8	Crawford, Mark - MINN	6	26	1116	56	9	3	0	42.92
9	Doman, Tommy - Mich	6	31	1319	58	11	7	2	42.55
10	Anderson, Jakob - RU	5	25	1057	61	7	3	3	42.28

FIELD GOALS (Minimum Games Played Pct. 75%)

#	Player	G	Made	Att.	Long	Pct.	Avg.
1	Kim, Jonathan - MSU	6	11	13	55	84.62	1.83
2	Barker, Ryan - PSU	5	8	8	44	100.00	1.60
3	Porath, Spencer - Purdue	5	7	9	45	77.78	1.40
4	Bhaghani, Mateen - UCLA	6	8	10	54	80.00	1.33
5	Kesich, Dragan - MINN	6	8	10	46	80.00	1.33
6	Gross, Grady - UW	6	8	15	45	53.33	1.33
7	Olano, David - Illini	6	8	10	49	80.00	1.33
8	Akers, Luke - NU	6	6	9	43	66.67	1.00
9	Stevens, Drew - Iowa	6	6	9	51	66.67	1.00



2024-25 Big Ten Football
Individual Statistics
In Conference games

FIELD GOAL PCT (Minimum Games Played Pct. 75%)

#	Player	G	Made	Att.	Long	Pct.
1	Radicic, Nicolas - IND	6	4	4	37	100.00
2	Barker, Ryan - PSU	5	8	8	44	100.00
3	Kim, Jonathan - MSU	6	11	13	55	84.62
4	Sappington, Atticus - Oregon	6	5	6	42	83.33
5	Zvada, Dominic - Mich	6	5	6	53	83.33
6	Kesich, Dragan - MINN	6	8	10	46	80.00
7	Bhaghani, Mateen - UCLA	6	8	10	54	80.00
8	Fielding, Jayden - OSU	5	4	5	46	80.00
9	Olano, David - Illini	6	8	10	49	80.00

PAT KICKING PCT (Minimum Games Played Pct. 75%)

#	Player	G	Made	Att.	Pct.
1	Lantz, Michael - USC	7	26	26	100.00
2	Boyle, Andrew - Oregon	5	6	6	100.00
3	Kesich, Dragan - MINN	6	18	18	100.00
4	Akers, Luke - NU	6	8	8	100.00
5	Kim, Jonathan - MSU	6	10	10	100.00
6	Howes, Jack - MD	5	13	13	100.00
7	Fielding, Jayden - OSU	5	19	19	100.00
8	Stevens, Drew - Iowa	6	22	22	100.00
9	Gross, Grady - UW	6	12	12	100.00



**2024-25 Big Ten Football
Individual Statistics
In Conference games**

TACKLES (All positions) (Minimum Games Played Pct. 75%)

#	Player	G	Pos	Solo	Ast	Total	Avg/g
1	Higgins, Jay - Iowa	6	LB	28	41	69	11.50
2	Schwesinger, Carson - UCLA	6	LB	40	26	66	11.00
3	Fisher, Aiden - IND	6	LB	26	29	55	9.17
4	Djabome, Dariel - RU	5	LB	19	26	45	9.00
5	Mascarenas-Arnold, Easton - USC	7	LB	35	26	61	8.71
6	Hausmann, Ernest - Mich	6	LB	32	20	52	8.67
7	Bruener, Carson - UW	6	LB	25	27	52	8.67
8	Uihlein, Mac - NU	6	LB	32	17	49	8.17
9	Rosiek, Dylan - Illini	6	LB	20	29	49	8.17
10	Thieneman, Dillon - Purdue	5	DB	28	12	40	8.00
11	Jackson, Nick - Iowa	6	LB	20	27	47	7.83
12	Lindenberg, Cody - MINN	6	LB	25	21	46	7.67
13	Simon, Cody - OSU	5	LB	19	17	36	7.20
14	Wheatley, Zakee - PSU	5	S	26	10	36	7.20
15	Styles, Sonny - OSU	5	LB	16	19	35	7.00
16	Bailey, Matthew - Illini	6	DB	19	22	41	6.83
17	Jacas, Gabe - Illini	6	LB	20	20	40	6.67
18	Karlaftis, Yanni - Purdue	5	LB	22	11	33	6.60
19	Barham, Jaishawn - Mich	6	LB	24	15	39	6.50
20	Cobb, Mason - USC	7	LB	19	26	45	6.43
21	Jenkins, Kydran - Purdue	5	LB	19	12	31	6.20
22	Walker, Jailin - IND	6	LB	18	18	36	6.00
23	King, Kobe - PSU	5	LB	17	13	30	6.00
24	Gifford, Isaac - Nebr	6	DB	17	19	36	6.00
25	Brown, Kerry - MINN	5	DB	18	12	30	6.00
26	Hypolite II, Ruben - MD	5	LB	12	18	30	6.00
27	Singleton, DeShon - Nebr	6	DB	27	9	36	6.00
28	Turner, Jordan - MSU	6	LB	17	19	36	6.00
29	Dixon, Flip - RU	5	DB	15	15	30	6.00
30	Thomas, Jaheim - Wisc	6	LB	18	18	36	6.00
31	Ponds, D'Angelo - IND	6	CB	24	11	35	5.83
32	Smith, Jaylin - USC	6	CB	23	12	35	5.83
33	Igbinosun, Desmond - RU	5	DB	13	16	29	5.80
34	Powell, Tyreem - RU	4	LB	11	12	23	5.75
35	Spencer, Malik - MSU	6	S	23	11	34	5.67
36	Chaney, Jake - Wisc	6	LB	16	18	34	5.67
37	Wohler, Hunter - Wisc	6	S	23	11	34	5.67
38	Medrano, Kain - UCLA	6	LB	22	12	34	5.67
39	Asbury II, Shawn - IND	6	DB	15	19	34	5.67
40	Zachman, Preston - Wisc	6	S	22	12	34	5.67
41	Reed, Jaylen - PSU	5	S	20	8	28	5.60
42	Bullock, John - Nebr	6	LB	17	16	33	5.50
43	Loyal, Shaquan - RU	5	DB	16	11	27	5.40
44	Tuputala, Alphonzo - UW	6	LB	19	13	32	5.33
45	Scott, Miles - Illini	6	DB	22	10	32	5.33
46	Arnold, Akili - USC	6	S	21	11	32	5.33
47	Downs, Caleb - OSU	5	DB	19	7	26	5.20
48	Oladejo, Oluwafemi - UCLA	6	LB	13	18	31	5.17
49	Schulte, Quinn - Iowa	6	DB	15	16	31	5.17
50	Johnson, Tysheem - Oregon	6	DB	18	13	31	5.17

SACKS (Minimum Games Played Pct. 75%)

#	Player	G	Pos	Solo	Ast	Total	Avg/g
1	Kamara, Mikail - IND	6	DL	6	1	6.5	1.08
2	Carter, Abdul - PSU	5	LB	5	0	5	1.00
3	Uiagalelei, Matayo - Oregon	6	DE	5	1	5.5	0.92
4	Jacas, Gabe - Illini	6	LB	5	1	5.5	0.92
5	Stewart, Josaiah - Mich	5	DE	4	1	4.5	0.90
6	Wyatt, Kellan - MD	4	LB	3	0	3	0.75
7	Carpenter, James - IND	6	DL	4	0	4	0.67
8	Joyner, Jah - MINN	6	DL	4	0	4	0.67
9	Williams, James - Nebr	6	DL	4	0	4	0.67
10	Wheatland, Caleb - MD	5	LB	3	0	3	0.60
11	Tuimoloua, JT - OSU	5	DL	2	2	3	0.60
12	Graham, Mason - Mich	6	DL	3	1	3.5	0.58
13	Hubbard, Aidan - NU	6	DL	2	2	3	0.50
14	Schwesinger, Carson - UCLA	6	LB	3	0	3	0.50
15	Hamilton, Kyonte - RU	5	DL	2	1	2.5	0.50
16	Heldt, Will - Purdue	5	DE	2	1	2.5	0.50
17	Ward, Isaiah - UW	6	DE	3	0	3	0.50
18	Robinson, Ty - Nebr	6	DL	3	0	3	0.50
19	Jackson, Nick - Iowa	6	LB	2	1	2.5	0.42
20	Edwards, TeRah - Illini	6	DL	2	1	2.5	0.42

TACKLES FOR LOSS (Minimum Games Played Pct. 75%, 1.25 Total

Tackles For Loss/Game)

#	Player	G	Pos	Solo	Ast	Total	Avg/g
1	Carter, Abdul - PSU	5	LB	7	4	9	1.80
2	Wyatt, Kellan - MD	4	LB	6	2	7	1.75
3	Kamara, Mikail - IND	6	DL	8	5	10.5	1.75
4	Stewart, Josaiah - Mich	5	DE	6	3	7.5	1.50
5	Uiagalelei, Matayo - Oregon	6	DE	7	1	7.5	1.25
6	Carpenter, James - IND	6	DL	7	1	7.5	1.25



**2024-25 Big Ten Football
Individual Statistics
In Conference games**

FUMBLES FORCED (Minimum Games Played Pct. 75%)

#	Player	G	No.	Avg/g
1	Wyatt, Kellan - MD	4	2	0.50
2	Stewart, Josaiah - Mich	5	2	0.40
3	Hancock, Jordan - OSU	5	2	0.40
4	Jacas, Gabe - Illini	6	2	0.33
5	Bassa, Jeffrey - Oregon	6	2	0.33
6	Graves, Aaron - Iowa	6	2	0.33
7	Metz, Greyson - NU	6	2	0.33
8	Ransom, Lathan - OSU	4	1	0.25
9	Green, Nyland - Purdue	4	1	0.25
10	Wheatley, Zakee - PSU	5	1	0.20

FUMBLES RECOVERED (Minimum Games Played Pct. 75%)

#	Player	G	No.	Avg/g
1	Grant, Kenneth - Mich	6	2	0.33
2	Kamara, Mikail - IND	6	2	0.33
3	Miller, Glendon - MD	4	1	0.25
4	Jackson Jr., Kenyatta - OSU	5	1	0.20
5	Vilbert, Smith - PSU	5	1	0.20
6	Simon, Cody - OSU	5	1	0.20
7	Hamilton, Kyonte - RU	5	1	0.20
8	Sawyer, Jack - OSU	5	1	0.20
9	Styles, Sonny - OSU	5	1	0.20
10	Hubert, Will - Iowa	5	1	0.20

PASSES DEFENDED (Minimum Games Played Pct. 75%)

#	Player	G	Brup	Int.	Total	Avg/g
1	Johnson, Theran - NU	6	7	1	8	1.33
2	Breedlove, Kyndrich - Purdue	5	3	3	6	1.20
3	Hill, Jyaire - Mich	5	5	1	6	1.20
4	Bruener, Carson - UW	6	4	3	7	1.17
5	Green, Nyland - Purdue	4	4	0	4	1.00
6	Ponds, D'Angelo - IND	6	4	2	6	1.00
7	Wright, Ceyair - Nebr	6	5	1	6	1.00
8	Loyal, Shaquan - RU	5	4	1	5	1.00
9	Miller, Glendon - MD	4	2	2	4	1.00
10	Brantley, Charles - MSU	6	4	2	6	1.00
11	Harris, Jermari - Iowa	6	4	1	5	0.83
12	Zachman, Preston - Wisc	6	3	2	5	0.83
13	Moore, Kaylin - UCLA	6	4	1	5	0.83
14	Schulte, Quinn - Iowa	6	3	2	5	0.83
15	Bailey, Matthew - Illini	6	4	1	5	0.83
16	Joyner, Jah - MINN	6	5	0	5	0.83
17	Addison, Bryan - UCLA	6	3	2	5	0.83
18	Higgins, Jay - Iowa	6	3	2	5	0.83
19	Lindenberg, Cody - MINN	6	4	1	5	0.83
20	Thieneman, Dillon - Purdue	5	4	0	4	0.80

INTERCEPTIONS (Minimum Games Played Pct. 75%)

#	Player	G	No.	Yds	TD	Long	Avg/g
1	Perich, Koi - MINN	6	4	47	0	45	0.67
2	Breedlove, Kyndrich - Purdue	5	3	0	0	0	0.60
3	Ferrell, Amare - IND	6	3	15	0	15	0.50
4	Bruener, Carson - UW	6	3	55	0	24	0.50
5	Miller, Glendon - MD	4	2	28	0	28	0.50
6	Igbinosun, Davison - OSU	5	2	45	0	45	0.40
7	Huskey, Jalen - MD	5	2	37	0	37	0.40
8	Reed, Jaylen - PSU	5	2	41	1	22	0.40
9	Hartzog Jr., Malcolm - Nebr	5	2	60	0	34	0.40
10	Schulte, Quinn - Iowa	6	2	23	0	15	0.33



**2024-25 Big Ten Football
Extended Individual Statistics
In Conference games**

TOTAL OFFENSE (Minimum Games Played Pct. 75%)

#	Player	G	Rush	Pass	Plays	Total	Yds/g
1	Gabriel, Dillon - Oregon	6	94	1751	213	1845	307.50
2	Rourke, Kurtis - IND	5	-3	1498	161	1495	299.00
3	Edwards Jr., Billy - MD	5	15	1412	254	1427	285.40
4	Moss, Miller - USC	7	-17	1948	314	1931	275.86
5	Howard, Will - OSU	5	93	1182	176	1275	255.00
6	Garbers, Ethan - UCLA	5	107	1150	177	1257	251.40
7	Rogers, Will - UW	6	-33	1459	216	1426	237.67
8	Chiles, Aidan - MSU	6	77	1322	206	1399	233.17
9	Allar, Drew - PSU	5	83	1057	152	1140	228.00
10	Altmyer, Luke - Illini	6	111	1246	235	1357	226.17

ALL PURPOSE (Minimum Games Played Pct. 75%)

#	Player	G	Rush	Rcv	PR	KR	Yds	Avg/g
1	Marks, Woody - USC	7	707	214	0	0	921	131.57
2	Johnson, Kaleb - Iowa	6	800	82	0	0	882	147.00
3	Taylor, Darius - MINN	6	456	230	0	0	686	114.33
4	James, Jordan - Oregon	6	634	48	0	0	682	113.67
5	Coleman, Jonah - UW	6	583	77	0	0	660	110.00
6	Lemon, Makai - USC	6	0	403	0	223	626	104.33
7	Walker, Tawee - Wisc	6	584	13	0	0	597	99.50
8	Wetjen, Kaden - Iowa	6	33	0	178	368	579	96.50
9	Boston, Denzel - UW	6	0	516	48	0	564	94.00
10	Anthony II, Vinny - Wisc	6	0	373	5	164	542	90.33

TOTAL OFFENSE AVG/PLAY (Minimum Games Played Pct. 75%)

#	Player	G	Rush	Pass	Plays	Total	Yds/p
1	Arkin, Tanner - Illini	6	36	0	1	36	6.00
2	Buschini, Brian - Nebr	6	0	30	1	30	5.00
3	Smith, Jeremiah - OSU	5	33	0	2	33	3.30
4	Glover, Jaron - MSU	5	14	0	1	14	2.80
5	Morrisette, De'Nylon - Purdue	4	11	0	1	11	2.75
6	Johnson, Aziah - MSU	6	15	0	1	15	2.50
7	Bertrams, Atticus - Wisc	6	15	0	1	15	2.50
8	Barney Jr., Jacory - Nebr	6	81	0	6	81	2.25
9	Price, Myles - IND	6	26	0	2	26	2.17
10	Merriweather, Jaheim - Purdue	5	40	0	4	40	2.00

SCORING (Minimum Games Played Pct. 75%)

#	Player	G	TD	FG	XPT	2XP	Pts	Pts/g
1	Johnson, Kaleb - Iowa	6	14	0	0	0	84	14.00
2	Walker, Tawee - Wisc	6	9	0	0	0	54	9.00
3	Radicic, Nicolas - IND	6	0	4	35	0	47	7.83
4	Egbuka, Emeka - OSU	5	6	0	0	0	36	7.20
5	Barker, Ryan - PSU	5	0	8	12	0	36	7.20
6	Kim, Jonathan - MSU	6	0	11	10	0	43	7.17
7	Kesich, Dragan - MINN	6	0	8	18	0	42	7.00
8	Stevens, Drew - Iowa	6	0	6	22	0	40	6.67
9	Lantz, Michael - USC	7	0	6	26	0	44	6.29
10	Fielding, Jayden - OSU	5	0	4	19	0	31	6.20

TOTAL OFFENSE PLAYS

#	Player	G	Rush	Pass	Plays	Total	Yds/g
1	Moss, Miller - USC	7	-17	1948	314	1931	275.86
2	Edwards Jr., Billy - MD	5	15	1412	254	1427	285.40
3	Altmyer, Luke - Illini	6	111	1246	235	1357	226.17
4	Brosmer, Max - MINN	6	-22	1362	231	1340	223.33
5	Raiola, Dylan - Nebr	6	-82	1251	221	1169	194.83
6	Rogers, Will - UW	6	-33	1459	216	1426	237.67
7	Lausch, Jack - NU	6	156	893	215	1049	174.83
8	Gabriel, Dillon - Oregon	6	94	1751	213	1845	307.50
9	Chiles, Aidan - MSU	6	77	1322	206	1399	233.17
10	Kaliakmanis, Athan - RU	5	66	1004	206	1070	214.00

SCORING (TDs) (Minimum 1 Touchdowns)

#	Player	G	Run	Rec	Ret	Pts	Avg/g
1	Johnson, Kaleb - Iowa	6	13	1	0	84	14.00
2	Walker, Tawee - Wisc	6	9	0	0	54	9.00
3	Egbuka, Emeka - OSU	5	0	6	0	36	7.20
4	James, Jordan - Oregon	6	6	0	0	36	6.00
5	Monangai, Kyle - RU	5	5	0	0	30	6.00
6	Boston, Denzel - UW	6	0	6	0	36	6.00
7	Ellison, Justice - IND	6	6	0	0	36	6.00
8	Johnson, Tez - Oregon	6	0	6	0	36	6.00
9	Smith, Jeremiah - OSU	5	1	4	0	30	6.00
10	Taylor, Darius - MINN	6	5	1	0	36	6.00

TOTAL OFFENSE YARDS

#	Player	G	Rush	Pass	Plays	Total	Yds/g
1	Moss, Miller - USC	7	-17	1948	314	1931	275.86
2	Edwards Jr., Billy - MD	5	15	1412	254	1427	285.40
3	Altmyer, Luke - Illini	6	111	1246	235	1357	226.17
4	Brosmer, Max - MINN	6	-22	1362	231	1340	223.33
5	Raiola, Dylan - Nebr	6	-82	1251	221	1169	194.83
6	Rogers, Will - UW	6	-33	1459	216	1426	237.67
7	Lausch, Jack - NU	6	156	893	215	1049	174.83
8	Gabriel, Dillon - Oregon	6	94	1751	213	1845	307.50
9	Chiles, Aidan - MSU	6	77	1322	206	1399	233.17
10	Kaliakmanis, Athan - RU	5	66	1004	206	1070	214.00

SCORING (KICK) (Minimum Games Played Pct. 75%)

#	Player	G	PAT	FG	Pts	Avg/g
1	Radicic, Nicolas - IND	6	35-35	4-4	47	7.83
2	Barker, Ryan - PSU	5	12-12	8-8	36	7.20
3	Kim, Jonathan - MSU	6	10-10	11-13	43	7.17
4	Kesich, Dragan - MINN	6	18-18	8-10	42	7.00
5	Stevens, Drew - Iowa	6	22-22	6-9	40	6.67
6	Lantz, Michael - USC	7	26-26	6-10	44	6.29
7	Fielding, Jayden - OSU	5	19-19	4-5	31	6.20
8	Olano, David - Illini	6	13-13	8-10	37	6.17
9	Bhaghani, Mateen - UCLA	6	12-12	8-10	36	6.00
10	Gross, Grady - UW	6	12-12	8-15	36	6.00



**2024-25 Big Ten Football
Extended Individual Statistics
In Conference games**

TOTAL OFFENSE TDS

#	Player	G	Rush	Pass	Total
1	Moss, Miller - USC	7	-17	1948	18
2	Gabriel, Dillon - Oregon	6	94	1751	17
3	Howard, Will - OSU	5	93	1182	16
4	Rourke, Kurtis - IND	5	-3	1498	15
5	Johnson, Kaleb - Iowa	6	800	0	13
6	Brosmer, Max - MINN	6	-22	1362	13
7	Altmyer, Luke - Illini	6	111	1246	12
8	Edwards Jr., Billy - MD	5	15	1412	11
9	Walker, Tawee - Wisc	6	584	0	9
10	Locke, Braedyn - Wisc	6	38	1293	9

RUSHING (Minimum 10 Rushing Attempts/Game, Games Played Pct. 75%)

#	Player	G	Att.	Yds	Avg.	TD	Lg	Avg/g
1	Johnson, Kaleb - Iowa	6	109	800	7.34	13	75	133.33
2	James, Jordan - Oregon	6	115	634	5.51	6	41	105.67
3	Marks, Woody - USC	7	126	707	5.61	6	65	101.00
4	Walker, Tawee - Wisc	6	116	584	5.03	9	55	97.33
5	Coleman, Jonah - UW	6	100	583	5.83	4	46	97.17
6	Monangai, Kyle - RU	5	100	474	4.74	5	40	94.80
7	Taylor, Darius - MINN	6	101	456	4.51	5	51	76.00
8	Mullings, Kael - Mich	6	95	440	4.63	5	63	73.33
9	Ellison, Justice - IND	6	83	426	5.13	6	43	71.00
10	Allen, Kaytron - PSU	5	78	349	4.47	4	24	69.80

YARDS PER RUSH (Minimum 10 Rushing Attempts/Game, Games Played Pct. 75%)

#	Player	G	Att.	Yds	Avg.	TD	Lg	Avg/g
1	Johnson, Kaleb - Iowa	6	109	800	7.34	13	75	133.33
2	Coleman, Jonah - UW	6	100	583	5.83	4	46	97.17
3	Marks, Woody - USC	7	126	707	5.61	6	65	101.00
4	James, Jordan - Oregon	6	115	634	5.51	6	41	105.67
5	Ellison, Justice - IND	6	83	426	5.13	6	43	71.00
6	Walker, Tawee - Wisc	6	116	584	5.03	9	55	97.33
7	Edwards, Donovan - Mich	6	63	317	5.03	2	41	52.83
8	Mockobee, Devin - Purdue	5	55	263	4.78	2	34	52.60
9	Monangai, Kyle - RU	5	100	474	4.74	5	40	94.80
10	Judkins, Quinshon - OSU	5	59	279	4.73	1	22	55.80

RUSH ATTEMPTS (Minimum 10 Rushing Attempts/Game)

#	Player	G	Att.	Yds	Avg.	TD	Lg	Avg/g
1	Marks, Woody - USC	7	126	707	5.61	6	65	101.00
2	Walker, Tawee - Wisc	6	116	584	5.03	9	55	97.33
3	James, Jordan - Oregon	6	115	634	5.51	6	41	105.67
4	Johnson, Kaleb - Iowa	6	109	800	7.34	13	75	133.33
5	Taylor, Darius - MINN	6	101	456	4.51	5	51	76.00
6	Monangai, Kyle - RU	5	100	474	4.74	5	40	94.80
7	Coleman, Jonah - UW	6	100	583	5.83	4	46	97.17
8	Mullings, Kael - Mich	6	95	440	4.63	5	63	73.33
9	Ellison, Justice - IND	6	83	426	5.13	6	43	71.00
10	Dowdell, Dante - Nebr	6	81	287	3.54	5	19	47.83

RUSH YARDS (Minimum 10 Rushing Attempts/Game)

#	Player	G	Att.	Yds	Avg.	TD	Lg	Avg/g
1	Johnson, Kaleb - Iowa	6	109	800	7.34	13	75	133.33
2	Marks, Woody - USC	7	126	707	5.61	6	65	101.00
3	James, Jordan - Oregon	6	115	634	5.51	6	41	105.67
4	Walker, Tawee - Wisc	6	116	584	5.03	9	55	97.33
5	Coleman, Jonah - UW	6	100	583	5.83	4	46	97.17
6	Monangai, Kyle - RU	5	100	474	4.74	5	40	94.80
7	Taylor, Darius - MINN	6	101	456	4.51	5	51	76.00
8	Mullings, Kael - Mich	6	95	440	4.63	5	63	73.33
9	Ellison, Justice - IND	6	83	426	5.13	6	43	71.00
10	Allen, Kaytron - PSU	5	78	349	4.47	4	24	69.80

RUSHING TDS (Minimum 10 Rushing Attempts/Game)

#	Player	G	Att.	Yds	Avg.	TD	Lg	Avg/g
1	Johnson, Kaleb - Iowa	6	109	800	7.34	13	75	133.33
2	Walker, Tawee - Wisc	6	116	584	5.03	9	55	97.33
3	James, Jordan - Oregon	6	115	634	5.51	6	41	105.67
4	Ellison, Justice - IND	6	83	426	5.13	6	43	71.00
5	Marks, Woody - USC	7	126	707	5.61	6	65	101.00
6	Taylor, Darius - MINN	6	101	456	4.51	5	51	76.00
7	Mullings, Kael - Mich	6	95	440	4.63	5	63	73.33
8	Monangai, Kyle - RU	5	100	474	4.74	5	40	94.80
9	Dowdell, Dante - Nebr	6	81	287	3.54	5	19	47.83
10	Lawton, Ty Son - IND	6	65	302	4.65	4	29	50.33

PASSING Avg/GAME (Minimum Games Played Pct. 75%)

#	Player	G	Comp-att-int	Yds	TD	Avg/g
1	Rourke, Kurtis - IND	5	108-149-3	1498	15	299.60
2	Gabriel, Dillon - Oregon	6	135-192-5	1751	13	291.83
3	Edwards Jr., Billy - MD	5	138-211-5	1412	7	282.40
4	Moss, Miller - USC	7	185-296-9	1948	16	278.29
5	Rogers, Will - UW	6	133-194-4	1459	7	243.17
6	Howard, Will - OSU	5	99-131-4	1182	13	236.40
7	Garbers, Ethan - UCLA	5	100-142-6	1150	7	230.00
8	Brosmer, Max - MINN	6	138-203-3	1362	10	227.00
9	Chiles, Aidan - MSU	6	102-151-6	1322	7	220.33
10	Locke, Braedyn - Wisc	6	104-180-8	1293	7	215.50

PASSING YARDS

#	Player	G	Comp-att-int	Yds	TD	Avg/g
1	Moss, Miller - USC	7	185-296-9	1948	16	278.29
2	Gabriel, Dillon - Oregon	6	135-192-5	1751	13	291.83
3	Rourke, Kurtis - IND	5	108-149-3	1498	15	299.60
4	Rogers, Will - UW	6	133-194-4	1459	7	243.17
5	Edwards Jr., Billy - MD	5	138-211-5	1412	7	282.40
6	Brosmer, Max - MINN	6	138-203-3	1362	10	227.00
7	Chiles, Aidan - MSU	6	102-151-6	1322	7	220.33
8	Locke, Braedyn - Wisc	6	104-180-8	1293	7	215.50
9	Raiola, Dylan - Nebr	6	117-192-7	1251	5	208.50
10	Altmyer, Luke - Illini	6	103-172-3	1246	10	207.67



**2024-25 Big Ten Football
Extended Individual Statistics
In Conference games**

PASS EFFICIENCY (Minimum 15 Total Passes/Game, Games Played Pct. 75%)

#	Player	G	Comp-att-int	Yds	TD	Eff
1	Rourke, Kurtis - IND	5	108-149-3	1498	15	186.13
2	Howard, Will - OSU	5	99-131-4	1182	13	178.01
3	Gabriel, Dillon - Oregon	6	135-192-5	1751	13	164.05
4	Chiles, Aidan - MSU	6	102-151-6	1322	7	148.44
5	Garbers, Ethan - UCLA	5	100-142-6	1150	7	146.27
6	Allar, Drew - PSU	5	88-126-4	1057	4	144.43
7	Rogers, Will - UW	6	133-194-4	1459	7	139.51
8	Brosmer, Max - MINN	6	138-203-3	1362	10	137.64
9	Altmyer, Luke - Illini	6	103-172-3	1246	10	136.43
10	Moss, Miller - USC	7	185-296-9	1948	16	129.54

PASS ATTEMPTS

#	Player	G	Comp-att-int	Yds	TD	Avg/g
1	Moss, Miller - USC	7	185-296-9	1948	16	278.29
2	Edwards Jr., Billy - MD	5	138-211-5	1412	7	282.40
3	Brosmer, Max - MINN	6	138-203-3	1362	10	227.00
4	Rogers, Will - UW	6	133-194-4	1459	7	243.17
5	Gabriel, Dillon - Oregon	6	135-192-5	1751	13	291.83
6	Raiola, Dylan - Nebr	6	117-192-7	1251	5	208.50
7	Locke, Braedyn - Wisc	6	104-180-8	1293	7	215.50
8	Altmyer, Luke - Illini	6	103-172-3	1246	10	207.67
9	Kaliakmanis, Athan - RU	5	86-170-4	1004	3	200.80
10	Lausch, Jack - NU	6	83-161-4	893	3	148.83

PASS YDS/COMP. (Minimum 15 Total Passes/Game, Games Played Pct. 75%)

#	Player	G	Comp-att-int	Yds	TD	Avg/c
1	Rourke, Kurtis - IND	5	108-149-3	1498	15	13.87
2	Gabriel, Dillon - Oregon	6	135-192-5	1751	13	12.97
3	Chiles, Aidan - MSU	6	102-151-6	1322	7	12.96
4	Locke, Braedyn - Wisc	6	104-180-8	1293	7	12.43
5	Altmyer, Luke - Illini	6	103-172-3	1246	10	12.10
6	Allar, Drew - PSU	5	88-126-4	1057	4	12.01
7	Howard, Will - OSU	5	99-131-4	1182	13	11.94
8	Kaliakmanis, Athan - RU	5	86-170-4	1004	3	11.67
9	Garbers, Ethan - UCLA	5	100-142-6	1150	7	11.50
10	Rogers, Will - UW	6	133-194-4	1459	7	10.97

PASS COMPLETIONS

#	Player	G	Comp-att-int	Yds	TD	Avg/g
1	Moss, Miller - USC	7	185-296-9	1948	16	278.29
2	Edwards Jr., Billy - MD	5	138-211-5	1412	7	282.40
3	Brosmer, Max - MINN	6	138-203-3	1362	10	227.00
4	Gabriel, Dillon - Oregon	6	135-192-5	1751	13	291.83
5	Rogers, Will - UW	6	133-194-4	1459	7	243.17
6	Raiola, Dylan - Nebr	6	117-192-7	1251	5	208.50
7	Rourke, Kurtis - IND	5	108-149-3	1498	15	299.60
8	Locke, Braedyn - Wisc	6	104-180-8	1293	7	215.50
9	Altmyer, Luke - Illini	6	103-172-3	1246	10	207.67
10	Chiles, Aidan - MSU	6	102-151-6	1322	7	220.33

PASS YDS/ATT (Minimum 15 Total Passes/Game, Games Played Pct. 75%)

#	Player	G	Comp-att-int	Yds	TD	Avg/a
1	Rourke, Kurtis - IND	5	108-149-3	1498	15	10.05
2	Gabriel, Dillon - Oregon	6	135-192-5	1751	13	9.12
3	Howard, Will - OSU	5	99-131-4	1182	13	9.02
4	Chiles, Aidan - MSU	6	102-151-6	1322	7	8.75
5	Allar, Drew - PSU	5	88-126-4	1057	4	8.39
6	Garbers, Ethan - UCLA	5	100-142-6	1150	7	8.10
7	Rogers, Will - UW	6	133-194-4	1459	7	7.52
8	Altmyer, Luke - Illini	6	103-172-3	1246	10	7.24
9	Locke, Braedyn - Wisc	6	104-180-8	1293	7	7.18
10	Brosmer, Max - MINN	6	138-203-3	1362	10	6.71

PASSING TDS

#	Player	G	Comp-att-int	Yds	TD	Avg/g
1	Moss, Miller - USC	7	185-296-9	1948	16	278.29
2	Rourke, Kurtis - IND	5	108-149-3	1498	15	299.60
3	Howard, Will - OSU	5	99-131-4	1182	13	236.40
4	Gabriel, Dillon - Oregon	6	135-192-5	1751	13	291.83
5	Brosmer, Max - MINN	6	138-203-3	1362	10	227.00
6	Altmyer, Luke - Illini	6	103-172-3	1246	10	207.67
7	Rogers, Will - UW	6	133-194-4	1459	7	243.17
8	Locke, Braedyn - Wisc	6	104-180-8	1293	7	215.50
9	Edwards Jr., Billy - MD	5	138-211-5	1412	7	282.40
10	Garbers, Ethan - UCLA	5	100-142-6	1150	7	230.00

PASS COMP. PCT (Minimum 15 Total Passes/Game, Games Played Pct. 75%)

#	Player	G	Comp-att-int	Yds	TD	Pct.
1	Howard, Will - OSU	5	99-131-4	1182	13	75.57
2	Rourke, Kurtis - IND	5	108-149-3	1498	15	72.48
3	Garbers, Ethan - UCLA	5	100-142-6	1150	7	70.42
4	Gabriel, Dillon - Oregon	6	135-192-5	1751	13	70.31
5	Allar, Drew - PSU	5	88-126-4	1057	4	69.84
6	Rogers, Will - UW	6	133-194-4	1459	7	68.56
7	Brosmer, Max - MINN	6	138-203-3	1362	10	67.98
8	Chiles, Aidan - MSU	6	102-151-6	1322	7	67.55
9	Edwards Jr., Billy - MD	5	138-211-5	1412	7	65.40
10	Moss, Miller - USC	7	185-296-9	1948	16	62.50

PASS INTERCEPTIONS

#	Player	G	Comp-att-int	Yds	TD	Avg/g
1	Moss, Miller - USC	7	185-296-9	1948	16	278.29
2	Locke, Braedyn - Wisc	6	104-180-8	1293	7	215.50
3	Raiola, Dylan - Nebr	6	117-192-7	1251	5	208.50
4	Garbers, Ethan - UCLA	5	100-142-6	1150	7	230.00
5	Chiles, Aidan - MSU	6	102-151-6	1322	7	220.33
6	Edwards Jr., Billy - MD	5	138-211-5	1412	7	282.40
7	Gabriel, Dillon - Oregon	6	135-192-5	1751	13	291.83
8	Allar, Drew - PSU	5	88-126-4	1057	4	211.40
9	Kaliakmanis, Athan - RU	5	86-170-4	1004	3	200.80
10	Howard, Will - OSU	5	99-131-4	1182	13	236.40



**2024-25 Big Ten Football
Extended Individual Statistics
In Conference games**

RECEPTIONS/GAME (Minimum Games Played Pct. 75%)

#	Player	G	No.	Yds	TD	Lg	Yds/g	Rec/g
1	Felton, Tai - MD	5	43	455	2	35	91.00	8.60
2	Jackson, Daniel - MINN	6	44	486	3	37	81.00	7.33
3	Johnson, Tez - Oregon	6	42	459	6	52	76.50	7.00
4	Warren, Tyler - PSU	5	35	380	2	34	76.00	7.00
5	Egbuka, Emeka - OSU	5	32	311	6	33	62.20	6.40
6	Loveland, Colston - Mich	5	30	336	3	36	67.20	6.00
7	Boston, Denzel - UW	6	36	516	6	51	86.00	6.00
8	Prather, Kaden - MD	5	29	322	1	33	64.40	5.80
9	Taylor, Darius - MINN	6	34	230	1	22	38.33	5.67
10	Jackson, Giles - UW	6	31	271	1	39	45.17	5.17

RECEIVE YDS/GAME (Minimum Games Played Pct. 75%)

#	Player	G	No.	Yds	TD	Long	Avg/c	Yds/g
1	Felton, Tai - MD	5	43	455	2	35	10.58	91.00
2	Boston, Denzel - UW	6	36	516	6	51	14.33	86.00
3	Marsh, Nick - MSU	6	30	515	3	77	17.17	85.83
4	Jackson, Daniel - MINN	6	44	486	3	37	11.05	81.00
5	Smith, Jeremiah - OSU	5	25	397	4	60	15.88	79.40
6	Johnson, Tez - Oregon	6	42	459	6	52	10.93	76.50
7	Warren, Tyler - PSU	5	35	380	2	34	10.86	76.00
8	Sarratt, Elijah - IND	6	26	453	4	36	17.42	75.50
9	Loveland, Colston - Mich	5	30	336	3	36	11.20	67.20
10	Lemon, Makai - USC	6	29	403	2	70	13.90	67.17

RECEPTIONS

#	Player	G	No.	Yds	TD	Long	Avg/c	Yds/g
1	Jackson, Daniel - MINN	6	44	486	3	37	11.05	81.00
2	Felton, Tai - MD	5	43	455	2	35	10.58	91.00
3	Johnson, Tez - Oregon	6	42	459	6	52	10.93	76.50
4	Boston, Denzel - UW	6	36	516	6	51	14.33	86.00
5	Warren, Tyler - PSU	5	35	380	2	34	10.86	76.00
6	Taylor, Darius - MINN	6	34	230	1	22	6.76	38.33
7	Egbuka, Emeka - OSU	5	32	311	6	33	9.72	62.20
8	Marks, Woody - USC	7	31	214	0	33	6.90	30.57
9	Jackson, Giles - UW	6	31	271	1	39	8.74	45.17
10	Loveland, Colston - Mich	5	30	336	3	36	11.20	67.20

PUNTING (Minimum 3.6 Punts/Game, Games Played Pct. 75%)

#	Player	G	No.	Yds	Lg	I20	50+	TB	Avg.
1	McFerson, Bryce - MD	5	20	954	63	8	10	1	47.70
2	Dakin, Rhys - Iowa	6	27	1285	61	14	10	3	47.59
3	Bertrams, Atticus - Wisc	6	29	1352	74	13	9	3	46.62
4	Buschini, Brian - Nebr	6	23	1040	69	6	9	2	45.22
5	Akers, Luke - NU	6	27	1202	58	10	6	0	44.52
6	Crimmins, Keelan - Purdue	5	24	1050	58	5	4	0	43.75
7	Richter, Brody - UCLA	6	22	951	52	8	2	1	43.23
8	Crawford, Mark - MINN	6	26	1116	56	9	3	0	42.92
9	Doman, Tommy - Mich	6	31	1319	58	11	7	2	42.55
10	Anderson, Jakob - RU	5	25	1057	61	7	3	3	42.28

RECEPTION TDS

#	Player	G	No.	Yds	TD	Long	Avg/c	Yds/g
1	Egbuka, Emeka - OSU	5	32	311	6	33	9.72	62.20
2	Johnson, Tez - Oregon	6	42	459	6	52	10.93	76.50
3	Boston, Denzel - UW	6	36	516	6	51	14.33	86.00
4	Smith, Jeremiah - OSU	5	25	397	4	60	15.88	79.40
5	Sarratt, Elijah - IND	6	26	453	4	36	17.42	75.50
6	Robinson, Duce - USC	7	13	180	4	32	13.85	25.71
7	Spencer, Elijah - MINN	6	24	287	4	28	11.96	47.83
8	Lane, Ja'Kobi - USC	7	27	302	4	32	11.19	43.14
9	Williams, Ke'Shawn - IND	6	16	213	3	52	13.31	35.50
10	Cross, Miles - IND	6	19	213	3	33	11.21	35.50

YARDS PER CATCH (Minimum 2 Receptions/Game, Games Played Pct. 75%)

#	Player	G	No.	Yds	TD	Long	Avg/c	Yds/g
1	Cooper Jr., Omar - IND	6	13	287	3	42	22.08	47.83
2	Duff, KJ - RU	5	10	191	0	59	19.10	38.20
3	Anthony II, Vinny - Wisc	6	20	373	2	63	18.65	62.17
4	Tate, Carnell - OSU	4	10	182	1	40	18.20	45.50
5	Sarratt, Elijah - IND	6	26	453	4	36	17.42	75.50
6	Marsh, Nick - MSU	6	30	515	3	77	17.17	85.83
7	Holden, Traeshon - Oregon	5	18	308	1	47	17.11	61.60
8	Neyor, Isaiah - Nebr	6	13	221	3	44	17.00	36.83
9	Clifford, Liam - PSU	5	11	182	0	57	16.55	36.40
10	Smith, Jeremiah - OSU	5	25	397	4	60	15.88	79.40

RECEPTION YARDS

#	Player	G	No.	Yds	TD	Long	Avg/c	Yds/g
1	Boston, Denzel - UW	6	36	516	6	51	14.33	86.00
2	Marsh, Nick - MSU	6	30	515	3	77	17.17	85.83
3	Jackson, Daniel - MINN	6	44	486	3	37	11.05	81.00
4	Johnson, Tez - Oregon	6	42	459	6	52	10.93	76.50
5	Felton, Tai - MD	5	43	455	2	35	10.58	91.00
6	Sarratt, Elijah - IND	6	26	453	4	36	17.42	75.50
7	Lemon, Makai - USC	6	29	403	2	70	13.90	67.17
8	Smith, Jeremiah - OSU	5	25	397	4	60	15.88	79.40
9	Warren, Tyler - PSU	5	35	380	2	34	10.86	76.00
10	Anthony II, Vinny - Wisc	6	20	373	2	63	18.65	62.17

PATS KICKS MADE

#	Player	G	Made	Att.	Pct.
1	Radicic, Nicolas - IND	6	35	35	100.00
2	Lantz, Michael - USC	7	26	26	100.00
3	Stevens, Drew - Iowa	6	22	22	100.00
4	Vakos, Nathaniel - Wisc	6	21	21	100.00
5	Fielding, Jayden - OSU	5	19	19	100.00
6	Kesich, Dragan - MINN	6	18	18	100.00
7	Sappington, Atticus - Oregon	6	17	18	94.44
8	Olano, David - Illini	6	13	13	100.00
9	Howes, Jack - MD	5	13	13	100.00
10	Bhaghani, Mateen - UCLA	6	12	12	100.00



**2024-25 Big Ten Football
Extended Individual Statistics
In Conference games**

NUMBER OF PUNTS

#	Player	G	No.	Yds	Lg	I20	50+	TB	Avg.
1	Doman, Tommy - Mich	6	31	1319	58	11	7	2	42.55
2	Bertrams, Atticus - Wisc	6	29	1352	74	13	9	3	46.62
3	Akers, Luke - NU	6	27	1202	58	10	6	0	44.52
4	Dakin, Rhys - Iowa	6	27	1285	61	14	10	3	47.59
5	Crawford, Mark - MINN	6	26	1116	56	9	3	0	42.92
6	Czaplicki, Eddie - USC	7	25	1206	62	13	12	0	48.24
7	Anderson, Jakob - RU	5	25	1057	61	7	3	3	42.28
8	Crimmins, Keelan - Purdue	5	24	1050	58	5	4	0	43.75
9	Buschini, Brian - Nebr	6	23	1040	69	6	9	2	45.22
10	Richter, Brody - UCLA	6	22	951	52	8	2	1	43.23

YARDS PUNTED

#	Player	G	No.	Yds	Lg	I20	50+	TB	Avg.
1	Bertrams, Atticus - Wisc	6	29	1352	74	13	9	3	46.62
2	Doman, Tommy - Mich	6	31	1319	58	11	7	2	42.55
3	Dakin, Rhys - Iowa	6	27	1285	61	14	10	3	47.59
4	Czaplicki, Eddie - USC	7	25	1206	62	13	12	0	48.24
5	Akers, Luke - NU	6	27	1202	58	10	6	0	44.52
6	Crawford, Mark - MINN	6	26	1116	56	9	3	0	42.92
7	Anderson, Jakob - RU	5	25	1057	61	7	3	3	42.28
8	Crimmins, Keelan - Purdue	5	24	1050	58	5	4	0	43.75
9	Buschini, Brian - Nebr	6	23	1040	69	6	9	2	45.22
10	Eckley, Ryan - MSU	6	20	976	61	2	13	1	48.80

PAT KICKING PCT (Minimum Games Played Pct. 75%)

#	Player	G	Made	Att.	Pct.
1	Lantz, Michael - USC	7	26	26	100.00
2	Boyle, Andrew - Oregon	5	6	6	100.00
3	Kesich, Dragan - MINN	6	18	18	100.00
4	Akers, Luke - NU	6	8	8	100.00
5	Kim, Jonathan - MSU	6	10	10	100.00
6	Howes, Jack - MD	5	13	13	100.00
7	Fielding, Jayden - OSU	5	19	19	100.00
8	Gross, Grady - UW	6	12	12	100.00
9	Vakos, Nathaniel - Wisc	6	21	21	100.00
10	Stevens, Drew - Iowa	6	22	22	100.00

PAT KICKING ATTEMPTS

#	Player	G	Made	Att.	Pct.
1	Radicic, Nicolas - IND	6	35	35	100.00
2	Lantz, Michael - USC	7	26	26	100.00
3	Stevens, Drew - Iowa	6	22	22	100.00
4	Vakos, Nathaniel - Wisc	6	21	21	100.00
5	Fielding, Jayden - OSU	5	19	19	100.00
6	Kesich, Dragan - MINN	6	18	18	100.00
7	Sappington, Atticus - Oregon	6	17	18	94.44
8	Howes, Jack - MD	5	13	13	100.00
9	Zvada, Dominic - Mich	6	12	13	92.31
10	Olano, David - Illini	6	13	13	100.00

PUNT RETURN AVG (Minimum Games Played Pct. 75%)

#	Player	G	No.	Yds	TD	Long	Avg/g
1	Wetjen, Kaden - Iowa	6	10	178	1	85	17.80
2	Felton, Tai - MD	5	1	17	0	17	17.00
3	Price, Myles - IND	6	11	181	0	65	16.45

FIELD GOALS (Minimum Games Played Pct. 75%)

#	Player	G	Made	Att.	Long	Pct.	FG/G.
1	Kim, Jonathan - MSU	6	11	13	55	84.62	1.83
2	Barker, Ryan - PSU	5	8	8	44	100.00	1.60
3	Porath, Spencer - Purdue	5	7	9	45	77.78	1.40
4	Gross, Grady - UW	6	8	15	45	53.33	1.33
5	Kesich, Dragan - MINN	6	8	10	46	80.00	1.33
6	Olano, David - Illini	6	8	10	49	80.00	1.33
7	Bhaghani, Mateen - UCLA	6	8	10	54	80.00	1.33
8	Stevens, Drew - Iowa	6	6	9	51	66.67	1.00
9	Akers, Luke - NU	6	6	9	43	66.67	1.00
10	Lantz, Michael - USC	7	6	10	54	60.00	0.86

FIELD GOAL PCT (Minimum Games Played Pct. 75%)

#	Player	G	Made	Att.	Long	Pct.
1	Radicic, Nicolas - IND	6	4	4	37	100.00
2	Barker, Ryan - PSU	5	8	8	44	100.00
3	Kim, Jonathan - MSU	6	11	13	55	84.62
4	Sappington, Atticus - Oregon	6	5	6	42	83.33
5	Zvada, Dominic - Mich	6	5	6	53	83.33
6	Fielding, Jayden - OSU	5	4	5	46	80.00
7	Kesich, Dragan - MINN	6	8	10	46	80.00
8	Olano, David - Illini	6	8	10	49	80.00
9	Bhaghani, Mateen - UCLA	6	8	10	54	80.00
10	Porath, Spencer - Purdue	5	7	9	45	77.78

FIELD GOALS ATTEMPTED

#	Player	G	Made	Att.	Long	Pct.
1	Gross, Grady - UW	6	8	15	45	53.33
2	Kim, Jonathan - MSU	6	11	13	55	84.62
3	Lantz, Michael - USC	7	6	10	54	60.00
4	Bhaghani, Mateen - UCLA	6	8	10	54	80.00
5	Kesich, Dragan - MINN	6	8	10	46	80.00
6	Olano, David - Illini	6	8	10	49	80.00
7	Akers, Luke - NU	6	6	9	43	66.67
8	Porath, Spencer - Purdue	5	7	9	45	77.78
9	Stevens, Drew - Iowa	6	6	9	51	66.67
10	Barker, Ryan - PSU	5	8	8	44	100.00

FIELD GOALS MADE

#	Player	G	Made	Att.	Long	Pct.
1	Kim, Jonathan - MSU	6	11	13	55	84.62
2	Gross, Grady - UW	6	8	15	45	53.33
3	Bhaghani, Mateen - UCLA	6	8	10	54	80.00
4	Barker, Ryan - PSU	5	8	8	44	100.00
5	Kesich, Dragan - MINN	6	8	10	46	80.00
6	Olano, David - Illini	6	8	10	49	80.00
7	Porath, Spencer - Purdue	5	7	9	45	77.78
8	Akers, Luke - NU	6	6	9	43	66.67
9	Lantz, Michael - USC	7	6	10	54	60.00
10	Stevens, Drew - Iowa	6	6	9	51	66.67

KICK RETURN AVG (Minimum Games Played Pct. 75%)

#	Player	G	No.	Yds	TD	Long	Avg/g
1	Anthony II, Vinny - Wisc	6	5	164	0	74	32.80
2	Lemon, Makai - USC	6	7	223	0	80	31.86
3	Taylor, Joe - Mich	6	1	29	0	29	29.00



**2024-25 Big Ten Football
Extended Individual Statistics
In Conference games**

PUNT RETURNS (Minimum 1.2 Punt Returns/Game)

#	Player	G	No.	Yds	TD	Long	Avg/g
1	Price, Myles - IND	6	11	181	0	65	16.45
2	Wetjen, Kaden - Iowa	6	10	178	1	85	17.80
3	Perich, Koi - MINN	6	9	120	0	60	13.33
4	Tracy, Zion - PSU	5	8	35	0	14	4.38
5	Henry, Tyrell - Wisc	2	3	17	0	9	5.67

KICK RETURNS (Minimum 1.2 Total Kick Returns/Game)

#	Player	G	No.	Yds	TD	Long	Avg/g
1	Wetjen, Kaden - Iowa	6	15	368	0	39	24.53
2	Himon II, Joseph - NU	6	12	313	0	96	26.08
3	Jones, Keegan - UCLA	6	10	187	0	24	18.70
4	Perich, Koi - MINN	6	9	163	0	21	18.11
5	Reynolds, Keith - UW	6	9	226	0	50	25.11
6	Singleton, Nicholas - PSU	4	7	141	0	25	20.14

PUNT RETURN YARDS

#	Player	G	No.	Yds	TD	Long	Avg/g
1	Price, Myles - IND	6	11	181	0	65	16.45
2	Wetjen, Kaden - Iowa	6	10	178	1	85	17.80
3	Perich, Koi - MINN	6	9	120	0	60	13.33
4	Beatty, Hank - Illini	6	6	97	0	37	16.17
5	Wagner, Drew - NU	3	2	71	1	72	35.50
6	Morgan, Semaj - Mich	5	5	60	0	19	12.00
7	Branch, Zachariah - USC	7	8	50	0	20	6.25
8	Boston, Denzel - UW	6	6	48	0	25	8.00
9	Johnson, Tez - Oregon	6	5	48	0	21	9.60
10	Loya, Logan - UCLA	6	3	46	0	18	15.33

KICK RETURN YARDS

#	Player	G	No.	Yds	TD	Long	Avg/g
1	Wetjen, Kaden - Iowa	6	15	368	0	39	24.53
2	Himon II, Joseph - NU	6	12	313	0	96	26.08
3	Reynolds, Keith - UW	6	9	226	0	50	25.11
4	Lemon, Makai - USC	6	7	223	0	80	31.86
5	Jones, Keegan - UCLA	6	10	187	0	24	18.70
6	Anthony II, Vinny - Wisc	6	5	164	0	74	32.80
7	Perich, Koi - MINN	6	9	163	0	21	18.11
8	Singleton, Nicholas - PSU	4	7	141	0	25	20.14
9	Wilcher, Kenari - Illini	6	5	95	0	27	19.00
10	Harris, Kashaun - Mich	6	5	90	0	20	18.00

PUNT RETURN TDS

#	Player	G	No.	Yds	TD	Long	Avg/g
1	Wagner, Drew - NU	3	2	71	1	72	35.50
2	Wetjen, Kaden - Iowa	6	10	178	1	85	17.80

KICK RETURN TDS

#	Player	G	No.	Yds	TD	Long	Avg/g
---	--------	---	-----	-----	----	------	-------

INTERCEPTIONS (Minimum Games Played Pct. 75%)

#	Player	G	No.	Yds	TD	Long	Avg/g
1	Perich, Koi - MINN	6	4	47	0	45	0.67
2	Breedlove, Kyndrich - Purdue	5	3	0	0	0	0.60
3	Ferrell, Amare - IND	6	3	15	0	15	0.50
4	Bruener, Carson - UW	6	3	55	0	24	0.50
5	Miller, Glendon - MD	4	2	28	0	28	0.50
6	Igbinosun, Davison - OSU	5	2	45	0	45	0.40
7	Huskey, Jalen - MD	5	2	37	0	37	0.40
8	Reed, Jaylen - PSU	5	2	41	1	22	0.40
9	Hartzog Jr., Malcolm - Nebr	5	2	60	0	34	0.40
10	Schulte, Quinn - Iowa	6	2	23	0	15	0.33

INTERCEPTION RETURNS

#	Player	G	No.	Yds	TD	Long	Yds/i
1	Perich, Koi - MINN	6	4	47	0	45	11.75
2	Bruener, Carson - UW	6	3	55	0	24	18.33
3	Ferrell, Amare - IND	6	3	15	0	15	5.00
4	Breedlove, Kyndrich - Purdue	5	3	0	0	0	0.00
5	Miller, Glendon - MD	4	2	28	0	28	14.00
6	Schulte, Quinn - Iowa	6	2	23	0	15	11.50
7	Reed, Jaylen - PSU	5	2	41	1	22	20.50
8	Zachman, Preston - Wisc	6	2	8	0	8	4.00
9	Addison, Bryan - UCLA	6	2	106	1	96	53.00
10	Fabiculanan, Kamren - UW	6	2	35	0	35	17.50

INTERCEPTION RET YARDS

#	Player	G	No.	Yds	TD	Long	Yds/i
1	Addison, Bryan - UCLA	6	2	106	1	96	53.00
2	Johnson, Theran - NU	6	1	85	1	85	85.00
3	Asbury II, Shawn - IND	6	1	78	0	78	78.00
4	Ponds, D'Angelo - IND	6	2	67	1	67	33.50
5	Hartzog Jr., Malcolm - Nebr	5	2	60	0	34	30.00
6	Bruener, Carson - UW	6	3	55	0	24	18.33
7	Cobb, Mason - USC	7	1	55	1	55	55.00
8	Scruggs, Lavain - MD	5	1	51	0	51	51.00
9	Perich, Koi - MINN	6	4	47	0	45	11.75
10	Igbinosun, Davison - OSU	5	2	45	0	45	22.50

INTERCEPTION RETURN TDS

#	Player	G	No.	Yds	TD	Long	Yds/i
1	Addison, Bryan - UCLA	6	2	106	1	96	53.00
2	Cobb, Mason - USC	7	1	55	1	55	55.00
3	Reed, Jaylen - PSU	5	2	41	1	22	20.50
4	Walley, Justin - MINN	4	1	32	1	32	32.00
5	Bullock, John - Nebr	6	1	35	1	35	35.00
6	Johnson, Theran - NU	6	1	85	1	85	85.00
7	Johnson, Will - Mich	3	1	42	1	42	42.00
8	Ponds, D'Angelo - IND	6	2	67	1	67	33.50
9	Tracy, Zion - PSU	5	1	31	1	31	31.00
10	Medrano, Kain - UCLA	6	1	38	1	38	38.00



**2024-25 Big Ten Football
Extended Individual Statistics
In Conference games**

TACKLES (All positions) (Minimum Games Played Pct. 75%)

#	Player	G	Pos	Solo	Ast	Total	Avg/g
1	Higgins, Jay - Iowa	6	LB	28	41	69	11.50
2	Schwesinger, Carson - UCLA	6	LB	40	26	66	11.00
3	Fisher, Aiden - IND	6	LB	26	29	55	9.17
4	Djabome, Dariel - RU	5	LB	19	26	45	9.00
5	Mascarenas-Arnold, Easton - USC	7	LB	35	26	61	8.71
6	Hausmann, Ernest - Mich	6	LB	32	20	52	8.67
7	Bruener, Carson - UW	6	LB	25	27	52	8.67
8	Uihlein, Mac - NU	6	LB	32	17	49	8.17
9	Rosiek, Dylan - Illini	6	LB	20	29	49	8.17
10	Thieneman, Dillon - Purdue	5	DB	28	12	40	8.00
11	Jackson, Nick - Iowa	6	LB	20	27	47	7.83
12	Lindenberg, Cody - MINN	6	LB	25	21	46	7.67
13	Simon, Cody - OSU	5	LB	19	17	36	7.20
14	Wheatley, Zakee - PSU	5	S	26	10	36	7.20
15	Styles, Sonny - OSU	5	LB	16	19	35	7.00
16	Bailey, Matthew - Illini	6	DB	19	22	41	6.83
17	Jacas, Gabe - Illini	6	LB	20	20	40	6.67
18	Karlaftis, Yanni - Purdue	5	LB	22	11	33	6.60
19	Barham, Jaishawn - Mich	6	LB	24	15	39	6.50
20	Cobb, Mason - USC	7	LB	19	26	45	6.43
21	Jenkins, Kydran - Purdue	5	LB	19	12	31	6.20
22	Walker, Jailin - IND	6	LB	18	18	36	6.00
23	King, Kobe - PSU	5	LB	17	13	30	6.00
24	Gifford, Isaac - Nebr	6	DB	17	19	36	6.00
25	Brown, Kerry - MINN	5	DB	18	12	30	6.00
26	Hyppolite II, Ruben - MD	5	LB	12	18	30	6.00
27	Singleton, DeShon - Nebr	6	DB	27	9	36	6.00
28	Turner, Jordan - MSU	6	LB	17	19	36	6.00
29	Dixon, Flip - RU	5	DB	15	15	30	6.00
30	Thomas, Jaheim - Wisc	6	LB	18	18	36	6.00
31	Ponds, D'Angelo - IND	6	CB	24	11	35	5.83
32	Smith, Jaylin - USC	6	CB	23	12	35	5.83
33	Igbinosun, Desmond - RU	5	DB	13	16	29	5.80
34	Powell, Tyreem - RU	4	LB	11	12	23	5.75
35	Spencer, Malik - MSU	6	S	23	11	34	5.67
36	Chaney, Jake - Wisc	6	LB	16	18	34	5.67
37	Wohler, Hunter - Wisc	6	S	23	11	34	5.67
38	Medrano, Kain - UCLA	6	LB	22	12	34	5.67
39	Asbury II, Shawn - IND	6	DB	15	19	34	5.67
40	Zachman, Preston - Wisc	6	S	22	12	34	5.67
41	Reed, Jaylen - PSU	5	S	20	8	28	5.60
42	Bullock, John - Nebr	6	LB	17	16	33	5.50
43	Loyal, Shaquan - RU	5	DB	16	11	27	5.40
44	Tuputala, Alphonzo - UW	6	LB	19	13	32	5.33
45	Scott, Miles - Illini	6	DB	22	10	32	5.33
46	Arnold, Akili - USC	6	S	21	11	32	5.33
47	Downs, Caleb - OSU	5	DB	19	7	26	5.20
48	Oladejo, Oluwafemi - UCLA	6	LB	13	18	31	5.17
49	Schulte, Quinn - Iowa	6	DB	15	16	31	5.17
50	Johnson, Tysheem - Oregon	6	DB	18	13	31	5.17

SACKS (Minimum Games Played Pct. 75%)

#	Player	G	Pos	Solo	Ast	Total	Avg/g
1	Kamara, Mikail - IND	6	DL	6	1	6.5	1.08
2	Carter, Abdul - PSU	5	LB	5	0	5	1.00
3	Jacas, Gabe - Illini	6	LB	5	1	5.5	0.92
4	Uiagalelei, Matayo - Oregon	6	DE	5	1	5.5	0.92
5	Stewart, Josaiah - Mich	5	DE	4	1	4.5	0.90
6	Wyatt, Kellan - MD	4	LB	3	0	3	0.75
7	Carpenter, James - IND	6	DL	4	0	4	0.67
8	Williams, James - Nebr	6	DL	4	0	4	0.67
9	Joyner, Jah - MINN	6	DL	4	0	4	0.67
10	Tuimoloua, JT - OSU	5	DL	2	2	3	0.60

TACKLES FOR LOSS (Minimum 1.25 Total Tackles For Loss/Game, Games Played Pct. 75%)

#	Player	G	Pos	Solo	Ast	Total	Avg/g
1	Carter, Abdul - PSU	5	LB	7	4	9	1.80
2	Wyatt, Kellan - MD	4	LB	6	2	7	1.75
3	Kamara, Mikail - IND	6	DL	8	5	10.5	1.75
4	Stewart, Josaiah - Mich	5	DE	6	3	7.5	1.50
5	Uiagalelei, Matayo - Oregon	6	DE	7	1	7.5	1.25
6	Carpenter, James - IND	6	DL	7	1	7.5	1.25

FUMBLES FORCED (Minimum Games Played Pct. 75%)

#	Player	G	No.	Avg/g
1	Wyatt, Kellan - MD	4	2	0.50
2	Stewart, Josaiah - Mich	5	2	0.40
3	Hancock, Jordan - OSU	5	2	0.40
4	Jacas, Gabe - Illini	6	2	0.33
5	Bassa, Jeffrey - Oregon	6	2	0.33
6	Graves, Aaron - Iowa	6	2	0.33
7	Metz, Greyson - NU	6	2	0.33
8	Ransom, Lathan - OSU	4	1	0.25
9	Green, Nyland - Purdue	4	1	0.25
10	Wheatley, Zakee - PSU	5	1	0.20

FUMBLES RECOVERED (Minimum Games Played Pct. 75%)

#	Player	G	No.	Avg/g
1	Grant, Kenneth - Mich	6	2	0.33
2	Kamara, Mikail - IND	6	2	0.33
3	Miller, Glendon - MD	4	1	0.25
4	Jackson Jr., Kenyatta - OSU	5	1	0.20
5	Vilbert, Smith - PSU	5	1	0.20
6	Simon, Cody - OSU	5	1	0.20
7	Hamilton, Kyonte - RU	5	1	0.20
8	Sawyer, Jack - OSU	5	1	0.20
9	Styles, Sonny - OSU	5	1	0.20
10	Hubert, Will - Iowa	5	1	0.20

PASSES DEFENDED (Minimum Games Played Pct. 75%)

#	Player	G	Brup	Int.	Total	Avg/g
1	Johnson, Theran - NU	6	7	1	8	1.33
2	Hill, Jyaire - Mich	5	5	1	6	1.20
3	Breedlove, Kyndrich - Purdue	5	3	3	6	1.20
4	Bruener, Carson - UW	6	4	3	7	1.17
5	Miller, Glendon - MD	4	2	2	4	1.00
6	Brantley, Charles - MSU	6	4	2	6	1.00
7	Wright, Ceyair - Nebr	6	5	1	6	1.00
8	Green, Nyland - Purdue	4	4	0	4	1.00
9	Loyal, Shaquan - RU	5	4	1	5	1.00
10	Ponds, D'Angelo - IND	6	4	2	6	1.00



**2024-25 Big Ten Football
Extended Team Leaders
In Conference games**

SCORING OFFENSE

Team	G	TD	FG	XPT	2XP	DXP	Saf	Pts	Avg/G
Indiana	6	35	4	35	0	0	1	259	43.17
Oregon	6	27	7	23	1	0	0	208	34.67
Iowa	6	23	6	22	0	0	1	180	30
Ohio St.	5	19	4	19	0	0	0	145	29
Southern California	7	26	6	26	0	0	0	200	28.57
Wisconsin	6	21	4	21	0	0	1	161	26.83
Minnesota	6	19	8	18	0	0	0	156	26
Penn St.	5	14	8	14	0	0	0	122	24.4
Maryland	5	15	3	13	1	0	0	114	22.8
Illinois	6	16	8	13	1	0	0	135	22.5
Washington	6	15	8	12	1	0	0	128	21.33
Michigan	6	15	5	12	1	0	0	119	19.83
UCLA	6	13	8	12	1	0	0	116	19.33
Nebraska	6	14	4	12	1	0	0	110	18.33
Northwestern	6	12	8	11	0	0	1	109	18.17
Rutgers	5	11	4	7	1	0	0	87	17.4
Michigan St.	6	10	11	10	0	0	0	103	17.17
Purdue	5	9	7	6	2	0	0	85	17

TOTAL DEFENSE

Team	G	Rush	Pass	Plays	Yards	Avg/P	TD	Avg/G
Oregon	6	692	1061	347	1753	5.05	8	292.17
Indiana	6	451	1339	378	1790	4.74	12	298.33
Washington	6	991	806	373	1797	4.82	15	299.5
Ohio St.	5	559	952	282	1511	5.36	7	302.2
Penn St.	5	573	971	307	1544	5.03	8	308.8
Iowa	6	788	1197	381	1985	5.21	12	330.83
Wisconsin	6	1057	949	382	2006	5.25	14	334.33
Nebraska	6	712	1295	356	2007	5.64	19	334.5
Minnesota	6	866	1190	384	2056	5.35	16	342.67
UCLA	6	650	1511	386	2161	5.6	23	360.17
Michigan	6	774	1419	400	2193	5.48	18	365.5
Michigan St.	6	858	1374	369	2232	6.05	24	372
Northwestern	6	800	1526	419	2326	5.55	18	387.67
Southern California	7	997	1729	476	2726	5.73	21	389.43
Illinois	6	1017	1448	397	2465	6.21	19	410.83
Maryland	5	556	1581	333	2137	6.42	21	427.4
Rutgers	5	843	1409	331	2252	6.8	21	450.4
Purdue	5	819	1589	334	2408	7.21	24	481.6

SCORING DEFENSE

Team	G	TD	FG	XPT	2XP	DXP	Saf	Pts	Avg/G
Oregon	6	9	6	8	0	0	0	80	13.33
Ohio St.	5	8	7	5	1	0	0	76	15.2
Penn St.	5	8	8	7	1	0	0	81	16.2
Indiana	6	12	5	12	0	0	0	99	16.5
Iowa	6	14	8	13	0	0	0	121	20.17
Wisconsin	6	16	4	16	0	0	0	124	20.67
Minnesota	6	16	7	15	0	0	0	132	22
Washington	6	16	7	16	0	0	1	135	22.5
Michigan	6	18	8	17	1	0	0	151	25.17
Nebraska	6	20	4	20	0	0	0	152	25.33
Southern California	7	22	9	17	2	0	0	180	25.71
Northwestern	6	19	7	19	0	0	2	158	26.33
Illinois	6	20	8	16	2	0	0	164	27.33
UCLA	6	23	6	18	1	0	0	176	29.33
Rutgers	5	21	1	20	1	0	0	151	30.2
Michigan St.	6	24	5	21	1	0	1	184	30.67
Maryland	5	23	7	23	0	0	0	182	36.4
Purdue	5	25	6	23	0	0	0	191	38.2

TOTAL OFFENSE PLAYS

Team	G	Rush	Pass	Plays	Yards	Avg/P	TD	Avg/G
Southern California	7	1001	1948	483	2949	6.11	25	421.29
Oregon	6	1057	1765	412	2822	6.85	27	470.33
Washington	6	821	1606	410	2427	5.92	15	404.5
Nebraska	6	610	1313	410	1923	4.69	13	320.5
Indiana	6	948	1713	400	2661	6.65	34	443.5
Wisconsin	6	1047	1295	392	2342	5.97	21	390.33
Illinois	6	822	1246	382	2068	5.41	16	344.67
Minnesota	6	622	1362	376	1984	5.28	18	330.67
Michigan St.	6	566	1427	370	1993	5.39	10	332.17
Maryland	5	417	1534	365	1951	5.35	15	390.2
Michigan	6	957	750	355	1707	4.81	14	284.5
UCLA	6	506	1329	343	1835	5.35	11	305.83
Rutgers	5	686	1004	341	1690	4.96	11	338
Northwestern	6	524	1003	340	1527	4.49	9	254.5
Iowa	6	1272	676	339	1948	5.75	22	324.67
Ohio St.	5	769	1236	319	2005	6.29	19	401
Penn St.	5	735	1168	313	1903	6.08	12	380.6
Purdue	5	643	971	285	1614	5.66	8	322.8



**2024-25 Big Ten Football
Extended Team Leaders
In Conference games**

TOUCHDOWNS SCORED

Team	G	TD	FG	XPT	2XP	DXP	Saf	Pts	Avg/G
Indiana	6	35	4	35	0	0	1	259	43.17
Oregon	6	27	7	23	1	0	0	208	34.67
Southern California	7	26	6	26	0	0	0	200	28.57
Iowa	6	23	6	22	0	0	1	180	30
Wisconsin	6	21	4	21	0	0	1	161	26.83
Ohio St.	5	19	4	19	0	0	0	145	29
Minnesota	6	19	8	18	0	0	0	156	26
Illinois	6	16	8	13	1	0	0	135	22.5
Washington	6	15	8	12	1	0	0	128	21.33
Michigan	6	15	5	12	1	0	0	119	19.83
Maryland	5	15	3	13	1	0	0	114	22.8
Penn St.	5	14	8	14	0	0	0	122	24.4
Nebraska	6	14	4	12	1	0	0	110	18.33
UCLA	6	13	8	12	1	0	0	116	19.33
Northwestern	6	12	8	11	0	0	1	109	18.17
Rutgers	5	11	4	7	1	0	0	87	17.4
Michigan St.	6	10	11	10	0	0	0	103	17.17
Purdue	5	9	7	6	2	0	0	85	17

TOTAL OFFENSE YARDS

Team	G	Rush	Pass	Plays	Yards	Avg/P	TD	Avg/G
Southern California	7	1001	1948	483	2949	6.11	25	421.29
Oregon	6	1057	1765	412	2822	6.85	27	470.33
Indiana	6	948	1713	400	2661	6.65	34	443.5
Washington	6	821	1606	410	2427	5.92	15	404.5
Wisconsin	6	1047	1295	392	2342	5.97	21	390.33
Illinois	6	822	1246	382	2068	5.41	16	344.67
Ohio St.	5	769	1236	319	2005	6.29	19	401
Michigan St.	6	566	1427	370	1993	5.39	10	332.17
Minnesota	6	622	1362	376	1984	5.28	18	330.67
Maryland	5	417	1534	365	1951	5.35	15	390.2
Iowa	6	1272	676	339	1948	5.75	22	324.67
Nebraska	6	610	1313	410	1923	4.69	13	320.5
Penn St.	5	735	1168	313	1903	6.08	12	380.6
UCLA	6	506	1329	343	1835	5.35	11	305.83
Michigan	6	957	750	355	1707	4.81	14	284.5
Rutgers	5	686	1004	341	1690	4.96	11	338
Purdue	5	643	971	285	1614	5.66	8	322.8
Northwestern	6	524	1003	340	1527	4.49	9	254.5

PTS SCORED KICKING

Team	G	TD	FG	XPT	2XP	DXP	Saf	Pts	Avg/G
Indiana	6	35	4	35	0	0	1	259	43.17
Oregon	6	27	7	23	1	0	0	208	34.67
Southern California	7	26	6	26	0	0	0	200	28.57
Iowa	6	23	6	22	0	0	1	180	30
Wisconsin	6	21	4	21	0	0	1	161	26.83
Minnesota	6	19	8	18	0	0	0	156	26
Ohio St.	5	19	4	19	0	0	0	145	29
Illinois	6	16	8	13	1	0	0	135	22.5
Washington	6	15	8	12	1	0	0	128	21.33
Penn St.	5	14	8	14	0	0	0	122	24.4
Michigan	6	15	5	12	1	0	0	119	19.83
UCLA	6	13	8	12	1	0	0	116	19.33
Maryland	5	15	3	13	1	0	0	114	22.8
Nebraska	6	14	4	12	1	0	0	110	18.33
Northwestern	6	12	8	11	0	0	1	109	18.17
Michigan St.	6	10	11	10	0	0	0	103	17.17
Rutgers	5	11	4	7	1	0	0	87	17.4
Purdue	5	9	7	6	2	0	0	85	17

TOTAL OFF. AVG/PLAY

Team	G	Rush	Pass	Plays	Yards	Avg/P	TD	Avg/G
Oregon	6	1057	1765	412	2822	6.85	27	470.33
Indiana	6	948	1713	400	2661	6.65	34	443.5
Ohio St.	5	769	1236	319	2005	6.29	19	401
Southern California	7	1001	1948	483	2949	6.11	25	421.29
Penn St.	5	735	1168	313	1903	6.08	12	380.6
Wisconsin	6	1047	1295	392	2342	5.97	21	390.33
Washington	6	821	1606	410	2427	5.92	15	404.5
Iowa	6	1272	676	339	1948	5.75	22	324.67
Purdue	5	643	971	285	1614	5.66	8	322.8
Illinois	6	822	1246	382	2068	5.41	16	344.67
Michigan St.	6	566	1427	370	1993	5.39	10	332.17
UCLA	6	506	1329	343	1835	5.35	11	305.83
Maryland	5	417	1534	365	1951	5.35	15	390.2
Minnesota	6	622	1362	376	1984	5.28	18	330.67
Rutgers	5	686	1004	341	1690	4.96	11	338
Michigan	6	957	750	355	1707	4.81	14	284.5
Nebraska	6	610	1313	410	1923	4.69	13	320.5
Northwestern	6	524	1003	340	1527	4.49	9	254.5



**2024-25 Big Ten Football
Extended Team Leaders
In Conference games**

TOTAL OFFENSE

Team	G	Rush	Pass	Plays	Yards	Avg/P	TD	Avg/G
Oregon	6	1057	1765	412	2822	6.85	27	470.33
Indiana	6	948	1713	400	2661	6.65	34	443.5
Southern California	7	1001	1948	483	2949	6.11	25	421.29
Washington	6	821	1606	410	2427	5.92	15	404.5
Ohio St.	5	769	1236	319	2005	6.29	19	401
Wisconsin	6	1047	1295	392	2342	5.97	21	390.33
Maryland	5	417	1534	365	1951	5.35	15	390.2
Penn St.	5	735	1168	313	1903	6.08	12	380.6
Illinois	6	822	1246	382	2068	5.41	16	344.67
Rutgers	5	686	1004	341	1690	4.96	11	338
Michigan St.	6	566	1427	370	1993	5.39	10	332.17
Minnesota	6	622	1362	376	1984	5.28	18	330.67
Iowa	6	1272	676	339	1948	5.75	22	324.67
Purdue	5	643	971	285	1614	5.66	8	322.8
Nebraska	6	610	1313	410	1923	4.69	13	320.5
UCLA	6	506	1329	343	1835	5.35	11	305.83
Michigan	6	957	750	355	1707	4.81	14	284.5
Northwestern	6	524	1003	340	1527	4.49	9	254.5

TOTAL OFFENSE TDS

Team	G	Rush	Pass	Plays	Yards	Avg/P	TD	Avg/G
Indiana	6	948	1713	400	2661	6.65	34	443.5
Oregon	6	1057	1765	412	2822	6.85	27	470.33
Southern California	7	1001	1948	483	2949	6.11	25	421.29
Iowa	6	1272	676	339	1948	5.75	22	324.67
Wisconsin	6	1047	1295	392	2342	5.97	21	390.33
Ohio St.	5	769	1236	319	2005	6.29	19	401
Minnesota	6	622	1362	376	1984	5.28	18	330.67
Illinois	6	822	1246	382	2068	5.41	16	344.67
Washington	6	821	1606	410	2427	5.92	15	404.5
Maryland	5	417	1534	365	1951	5.35	15	390.2
Michigan	6	957	750	355	1707	4.81	14	284.5
Nebraska	6	610	1313	410	1923	4.69	13	320.5
Penn St.	5	735	1168	313	1903	6.08	12	380.6
UCLA	6	506	1329	343	1835	5.35	11	305.83
Rutgers	5	686	1004	341	1690	4.96	11	338
Michigan St.	6	566	1427	370	1993	5.39	10	332.17
Northwestern	6	524	1003	340	1527	4.49	9	254.5
Purdue	5	643	971	285	1614	5.66	8	322.8

RUSHING OFFENSE

Team	G	Att	Yards	Avg/A	Long	TD	Avg/G
Iowa	6	225	1272	5.65	75	18	212
Oregon	6	215	1057	4.92	41	14	176.17
Wisconsin	6	211	1047	4.96	55	14	174.5
Michigan	6	223	957	4.29	63	8	159.5
Indiana	6	223	948	4.25	43	16	158
Ohio St.	5	179	769	4.3	53	5	153.8
Penn St.	5	172	735	4.27	33	7	147
Southern California	7	186	1001	5.38	75	9	143
Rutgers	5	171	686	4.01	40	8	137.2
Illinois	6	209	822	3.93	42	6	137
Washington	6	193	821	4.25	46	7	136.83
Purdue	5	152	643	4.23	35	3	128.6
Minnesota	6	171	622	3.64	51	8	103.67
Nebraska	6	207	610	2.95	38	8	101.67
Michigan St.	6	200	566	2.83	34	3	94.33
Northwestern	6	167	524	3.14	51	6	87.33
UCLA	6	166	506	3.05	57	3	84.33
Maryland	5	144	417	2.9	75	6	83.4

RUSHING TDS

Team	G	Att	Yards	Avg/A	Long	TD	Avg/G
Iowa	6	225	1272	5.65	75	18	212
Indiana	6	223	948	4.25	43	16	158
Wisconsin	6	211	1047	4.96	55	14	174.5
Oregon	6	215	1057	4.92	41	14	176.17
Southern California	7	186	1001	5.38	75	9	143
Rutgers	5	171	686	4.01	40	8	137.2
Nebraska	6	207	610	2.95	38	8	101.67
Minnesota	6	171	622	3.64	51	8	103.67
Michigan	6	223	957	4.29	63	8	159.5
Washington	6	193	821	4.25	46	7	136.83
Penn St.	5	172	735	4.27	33	7	147
Northwestern	6	167	524	3.14	51	6	87.33
Maryland	5	144	417	2.9	75	6	83.4
Illinois	6	209	822	3.93	42	6	137
Ohio St.	5	179	769	4.3	53	5	153.8
UCLA	6	166	506	3.05	57	3	84.33
Purdue	5	152	643	4.23	35	3	128.6
Michigan St.	6	200	566	2.83	34	3	94.33



**2024-25 Big Ten Football
Extended Team Leaders
In Conference games**

RUSHING DEFENSE

Team	G	Att	Yards	Avg/A	Long	TD	Avg/G
Indiana	6	170	451	2.65	75	6	75.17
UCLA	6	186	650	3.49	30	12	108.33
Maryland	5	160	556	3.48	51	8	111.2
Ohio St.	5	148	559	3.78	38	4	111.8
Penn St.	5	152	573	3.77	75	2	114.6
Oregon	6	187	692	3.7	53	4	115.33
Nebraska	6	196	712	3.63	57	5	118.67
Michigan	6	198	774	3.91	65	9	129
Iowa	6	183	788	4.31	31	2	131.33
Northwestern	6	212	800	3.77	41	11	133.33
Southern California	7	237	997	4.21	63	15	142.43
Michigan St.	6	189	858	4.54	75	10	143
Minnesota	6	197	866	4.4	42	10	144.33
Purdue	5	177	819	4.63	51	14	163.8
Washington	6	214	991	4.63	53	8	165.17
Rutgers	5	172	843	4.9	55	12	168.6
Illinois	6	218	1017	4.67	34	9	169.5
Wisconsin	6	218	1057	4.85	35	8	176.17

PASS EFFICIENCY

Team	G	Comp-Att-Int	Pct.	Yds	Avg/G	TD	Effic
Indiana	6	126 - 177 - 4	71.19	1713	285.50	18	181.52
Ohio St.	5	104 - 140 - 4	74.29	1236	247.20	14	175.73
Oregon	6	138 - 197 - 5	70.05	1765	294.17	13	162.01
Penn St.	5	101 - 141 - 4	71.63	1168	233.60	5	147.24
Michigan St.	6	114 - 170 - 6	67.06	1427	237.83	7	144.10
UCLA	6	124 - 177 - 6	70.06	1329	221.50	8	141.26
Washington	6	150 - 217 - 4	69.12	1606	267.67	8	139.77
Minnesota	6	138 - 205 - 3	67.32	1362	227.00	10	136.30
Illinois	6	103 - 173 - 3	59.54	1246	207.67	10	135.64
Maryland	5	145 - 221 - 5	65.61	1534	306.80	9	132.83
Purdue	5	82 - 133 - 2	61.65	971	194.20	5	132.38
Southern California	7	185 - 297 - 9	62.29	1948	278.29	16	129.10
Wisconsin	6	105 - 181 - 8	58.01	1295	215.83	7	122.03
Michigan	6	77 - 132 - 3	58.33	750	125.00	6	116.52
Iowa	6	68 - 114 - 3	59.65	676	112.67	4	115.78
Nebraska	6	120 - 203 - 8	59.11	1313	218.83	5	113.69
Rutgers	5	86 - 170 - 4	50.59	1004	200.80	3	101.32
Northwestern	6	90 - 173 - 5	52.02	1003	167.17	3	100.67

YARDS PER RUSH

Team	G	Att	Yards	Avg/A	Long	TD	Avg/G
Iowa	6	225	1272	5.65	75	18	212
Southern California	7	186	1001	5.38	75	9	143
Wisconsin	6	211	1047	4.96	55	14	174.5
Oregon	6	215	1057	4.92	41	14	176.17
Ohio St.	5	179	769	4.3	53	5	153.8
Michigan	6	223	957	4.29	63	8	159.5
Penn St.	5	172	735	4.27	33	7	147
Washington	6	193	821	4.25	46	7	136.83
Indiana	6	223	948	4.25	43	16	158
Purdue	5	152	643	4.23	35	3	128.6
Rutgers	5	171	686	4.01	40	8	137.2
Illinois	6	209	822	3.93	42	6	137
Minnesota	6	171	622	3.64	51	8	103.67
Northwestern	6	167	524	3.14	51	6	87.33
UCLA	6	166	506	3.05	57	3	84.33
Nebraska	6	207	610	2.95	38	8	101.67
Maryland	5	144	417	2.9	75	6	83.4
Michigan St.	6	200	566	2.83	34	3	94.33

PASS DEFENSE EFFIC.

Team	G	Comp-Att-Int	Pct.	Yds	Avg/G	TD	Effic
Washington	6	84 - 159 - 7	52.83	806	134.33	7	101.13
Wisconsin	6	95 - 164 - 2	57.93	949	158.17	6	116.17
Minnesota	6	115 - 187 - 8	61.50	1190	198.33	6	116.98
Oregon	6	95 - 160 - 5	59.38	1061	176.83	4	117.08
Indiana	6	131 - 208 - 8	62.98	1339	223.17	6	118.88
Penn St.	5	96 - 155 - 4	61.94	971	194.20	6	122.17
Iowa	6	129 - 198 - 9	65.15	1197	199.50	10	123.51
Ohio St.	5	88 - 134 - 4	65.67	952	190.40	3	126.77
Southern California	7	157 - 239 - 5	65.69	1729	247.00	6	130.56
Northwestern	6	130 - 207 - 3	62.80	1526	254.33	7	132.99
Michigan	6	126 - 202 - 3	62.38	1419	236.50	9	133.12
UCLA	6	133 - 200 - 4	66.50	1511	251.83	11	144.11
Michigan St.	6	117 - 180 - 5	65.00	1374	229.00	14	149.23
Illinois	6	119 - 179 - 3	66.48	1448	241.33	10	149.52
Nebraska	6	108 - 160 - 5	67.50	1295	215.83	14	158.11
Rutgers	5	113 - 159 - 2	71.07	1409	281.80	9	161.67
Maryland	5	116 - 173 - 5	67.05	1581	316.20	13	162.83
Purdue	5	104 - 157 - 4	66.24	1589	317.80	10	167.18



2024-25 Big Ten Football
Extended Team Leaders
In Conference games

RUSH ATTEMPTS

Team	G	Att	Yards	Avg/A	Long	TD	Avg/G
Iowa	6	225	1272	5.65	75	18	212
Michigan	6	223	957	4.29	63	8	159.5
Indiana	6	223	948	4.25	43	16	158
Oregon	6	215	1057	4.92	41	14	176.17
Wisconsin	6	211	1047	4.96	55	14	174.5
Illinois	6	209	822	3.93	42	6	137
Nebraska	6	207	610	2.95	38	8	101.67
Michigan St.	6	200	566	2.83	34	3	94.33
Washington	6	193	821	4.25	46	7	136.83
Southern California	7	186	1001	5.38	75	9	143
Ohio St.	5	179	769	4.3	53	5	153.8
Penn St.	5	172	735	4.27	33	7	147
Rutgers	5	171	686	4.01	40	8	137.2
Minnesota	6	171	622	3.64	51	8	103.67
Northwestern	6	167	524	3.14	51	6	87.33
UCLA	6	166	506	3.05	57	3	84.33
Purdue	5	152	643	4.23	35	3	128.6
Maryland	5	144	417	2.9	75	6	83.4

RUSH YARDS

Team	G	Att	Yards	Avg/A	Long	TD	Avg/G
Iowa	6	225	1272	5.65	75	18	212
Oregon	6	215	1057	4.92	41	14	176.17
Wisconsin	6	211	1047	4.96	55	14	174.5
Southern California	7	186	1001	5.38	75	9	143
Michigan	6	223	957	4.29	63	8	159.5
Indiana	6	223	948	4.25	43	16	158
Illinois	6	209	822	3.93	42	6	137
Washington	6	193	821	4.25	46	7	136.83
Ohio St.	5	179	769	4.3	53	5	153.8
Penn St.	5	172	735	4.27	33	7	147
Rutgers	5	171	686	4.01	40	8	137.2
Purdue	5	152	643	4.23	35	3	128.6
Minnesota	6	171	622	3.64	51	8	103.67
Nebraska	6	207	610	2.95	38	8	101.67
Michigan St.	6	200	566	2.83	34	3	94.33
Northwestern	6	167	524	3.14	51	6	87.33
UCLA	6	166	506	3.05	57	3	84.33
Maryland	5	144	417	2.9	75	6	83.4



**2024-25 Big Ten Football
Extended Team Leaders
In Conference games**

PASS OFFENSE

Team	G	Comp-Att-Int	Pct.	Yds	Avg/A	TD	Avg/G
Maryland	5	145 - 221 - 5	65.61	1534	6.94	9	306.80
Oregon	6	138 - 197 - 5	70.05	1765	8.96	13	294.17
Indiana	6	126 - 177 - 4	71.19	1713	9.68	18	285.50
Southern California	7	185 - 297 - 9	62.29	1948	6.56	16	278.29
Washington	6	150 - 217 - 4	69.12	1606	7.40	8	267.67
Ohio St.	5	104 - 140 - 4	74.29	1236	8.83	14	247.20
Michigan St.	6	114 - 170 - 6	67.06	1427	8.39	7	237.83
Penn St.	5	101 - 141 - 4	71.63	1168	8.28	5	233.60
Minnesota	6	138 - 205 - 3	67.32	1362	6.64	10	227.00
UCLA	6	124 - 177 - 6	70.06	1329	7.51	8	221.50
Nebraska	6	120 - 203 - 8	59.11	1313	6.47	5	218.83
Wisconsin	6	105 - 181 - 8	58.01	1295	7.15	7	215.83
Illinois	6	103 - 173 - 3	59.54	1246	7.20	10	207.67
Rutgers	5	86 - 170 - 4	50.59	1004	5.91	3	200.80
Purdue	5	82 - 133 - 2	61.65	971	7.30	5	194.20
Northwestern	6	90 - 173 - 5	52.02	1003	5.80	3	167.17
Michigan	6	77 - 132 - 3	58.33	750	5.68	6	125.00
Iowa	6	68 - 114 - 3	59.65	676	5.93	4	112.67

PASS COMP. PCT

Team	G	Comp-Att-Int	Pct.	Yds	Avg/A	TD	Avg/G
Ohio St.	5	104 - 140 - 4	74.29	1236	8.83	14	247.20
Penn St.	5	101 - 141 - 4	71.63	1168	8.28	5	233.60
Indiana	6	126 - 177 - 4	71.19	1713	9.68	18	285.50
UCLA	6	124 - 177 - 6	70.06	1329	7.51	8	221.50
Oregon	6	138 - 197 - 5	70.05	1765	8.96	13	294.17
Washington	6	150 - 217 - 4	69.12	1606	7.40	8	267.67
Minnesota	6	138 - 205 - 3	67.32	1362	6.64	10	227.00
Michigan St.	6	114 - 170 - 6	67.06	1427	8.39	7	237.83
Maryland	5	145 - 221 - 5	65.61	1534	6.94	9	306.80
Southern California	7	185 - 297 - 9	62.29	1948	6.56	16	278.29
Purdue	5	82 - 133 - 2	61.65	971	7.30	5	194.20
Iowa	6	68 - 114 - 3	59.65	676	5.93	4	112.67
Illinois	6	103 - 173 - 3	59.54	1246	7.20	10	207.67
Nebraska	6	120 - 203 - 8	59.11	1313	6.47	5	218.83
Michigan	6	77 - 132 - 3	58.33	750	5.68	6	125.00
Wisconsin	6	105 - 181 - 8	58.01	1295	7.15	7	215.83
Northwestern	6	90 - 173 - 5	52.02	1003	5.80	3	167.17
Rutgers	5	86 - 170 - 4	50.59	1004	5.91	3	200.80

PASS DEFENSE

Team	G	Comp-Att-Int	Pct.	Yds	Avg/A	TD	Avg/G
Washington	6	84 - 159 - 7	52.83	806	5.07	7	134.33
Wisconsin	6	95 - 164 - 2	57.93	949	5.79	6	158.17
Oregon	6	95 - 160 - 5	59.38	1061	6.63	4	176.83
Ohio St.	5	88 - 134 - 4	65.67	952	7.10	3	190.40
Penn St.	5	96 - 155 - 4	61.94	971	6.26	6	194.20
Minnesota	6	115 - 187 - 8	61.50	1190	6.36	6	198.33
Iowa	6	129 - 198 - 9	65.15	1197	6.05	10	199.50
Nebraska	6	108 - 160 - 5	67.50	1295	8.09	14	215.83
Indiana	6	131 - 208 - 8	62.98	1339	6.44	6	223.17
Michigan St.	6	117 - 180 - 5	65.00	1374	7.63	14	229.00
Michigan	6	126 - 202 - 3	62.38	1419	7.02	9	236.50
Illinois	6	119 - 179 - 3	66.48	1448	8.09	10	241.33
Southern California	7	157 - 239 - 5	65.69	1729	7.23	6	247.00
UCLA	6	133 - 200 - 4	66.50	1511	7.56	11	251.83
Northwestern	6	130 - 207 - 3	62.80	1526	7.37	7	254.33
Rutgers	5	113 - 159 - 2	71.07	1409	8.86	9	281.80
Maryland	5	116 - 173 - 5	67.05	1581	9.14	13	316.20
Purdue	5	104 - 157 - 4	66.24	1589	10.12	10	317.80

PASS YDS/COMP.

Team	G	Comp-Att-Int	Pct.	Yds	Avg/A	TD	Avg/G
Indiana	6	126 - 177 - 4	71.19	1713	9.68	18	285.50
Ohio St.	5	104 - 140 - 4	74.29	1236	8.83	14	247.20
Oregon	6	138 - 197 - 5	70.05	1765	8.96	13	294.17
Penn St.	5	101 - 141 - 4	71.63	1168	8.28	5	233.60
Michigan St.	6	114 - 170 - 6	67.06	1427	8.39	7	237.83
UCLA	6	124 - 177 - 6	70.06	1329	7.51	8	221.50
Washington	6	150 - 217 - 4	69.12	1606	7.40	8	267.67
Minnesota	6	138 - 205 - 3	67.32	1362	6.64	10	227.00
Illinois	6	103 - 173 - 3	59.54	1246	7.20	10	207.67
Maryland	5	145 - 221 - 5	65.61	1534	6.94	9	306.80
Purdue	5	82 - 133 - 2	61.65	971	7.30	5	194.20
Southern California	7	185 - 297 - 9	62.29	1948	6.56	16	278.29
Wisconsin	6	105 - 181 - 8	58.01	1295	7.15	7	215.83
Michigan	6	77 - 132 - 3	58.33	750	5.68	6	125.00
Iowa	6	68 - 114 - 3	59.65	676	5.93	4	112.67
Nebraska	6	120 - 203 - 8	59.11	1313	6.47	5	218.83
Rutgers	5	86 - 170 - 4	50.59	1004	5.91	3	200.80
Northwestern	6	90 - 173 - 5	52.02	1003	5.80	3	167.17



**2024-25 Big Ten Football
Extended Team Leaders
In Conference games**

PASS ATTEMPTS

Team	G	Comp-Att-Int	Pct.	Yds	Avg/A	TD	Avg/G
Southern California	7	185 - 297 - 9	62.29	1948	6.56	16	278.29
Maryland	5	145 - 221 - 5	65.61	1534	6.94	9	306.80
Washington	6	150 - 217 - 4	69.12	1606	7.40	8	267.67
Minnesota	6	138 - 205 - 3	67.32	1362	6.64	10	227.00
Nebraska	6	120 - 203 - 8	59.11	1313	6.47	5	218.83
Oregon	6	138 - 197 - 5	70.05	1765	8.96	13	294.17
Wisconsin	6	105 - 181 - 8	58.01	1295	7.15	7	215.83
UCLA	6	124 - 177 - 6	70.06	1329	7.51	8	221.50
Indiana	6	126 - 177 - 4	71.19	1713	9.68	18	285.50
Northwestern	6	90 - 173 - 5	52.02	1003	5.80	3	167.17
Illinois	6	103 - 173 - 3	59.54	1246	7.20	10	207.67
Rutgers	5	86 - 170 - 4	50.59	1004	5.91	3	200.80
Michigan St.	6	114 - 170 - 6	67.06	1427	8.39	7	237.83
Penn St.	5	101 - 141 - 4	71.63	1168	8.28	5	233.60
Ohio St.	5	104 - 140 - 4	74.29	1236	8.83	14	247.20
Purdue	5	82 - 133 - 2	61.65	971	7.30	5	194.20
Michigan	6	77 - 132 - 3	58.33	750	5.68	6	125.00
Iowa	6	68 - 114 - 3	59.65	676	5.93	4	112.67

PASS YDS/ATT.

Team	G	Comp-Att-Int	Pct.	Yds	Avg/A	TD	Avg/G
Indiana	6	126 - 177 - 4	71.19	1713	9.68	18	285.50
Oregon	6	138 - 197 - 5	70.05	1765	8.96	13	294.17
Michigan St.	6	114 - 170 - 6	67.06	1427	8.39	7	237.83
Southern California	7	185 - 297 - 9	62.29	1948	6.56	16	278.29
Ohio St.	5	104 - 140 - 4	74.29	1236	8.83	14	247.20
Washington	6	150 - 217 - 4	69.12	1606	7.40	8	267.67
UCLA	6	124 - 177 - 6	70.06	1329	7.51	8	221.50
Wisconsin	6	105 - 181 - 8	58.01	1295	7.15	7	215.83
Illinois	6	103 - 173 - 3	59.54	1246	7.20	10	207.67
Minnesota	6	138 - 205 - 3	67.32	1362	6.64	10	227.00
Penn St.	5	101 - 141 - 4	71.63	1168	8.28	5	233.60
Nebraska	6	120 - 203 - 8	59.11	1313	6.47	5	218.83
Iowa	6	68 - 114 - 3	59.65	676	5.93	4	112.67
Purdue	5	82 - 133 - 2	61.65	971	7.30	5	194.20
Northwestern	6	90 - 173 - 5	52.02	1003	5.80	3	167.17
Maryland	5	145 - 221 - 5	65.61	1534	6.94	9	306.80
Michigan	6	77 - 132 - 3	58.33	750	5.68	6	125.00
Rutgers	5	86 - 170 - 4	50.59	1004	5.91	3	200.80

PASS COMPLETIONS

Team	G	Comp-Att-Int	Pct.	Yds	Avg/A	TD	Avg/G
Southern California	7	185 - 297 - 9	62.29	1948	6.56	16	278.29
Washington	6	150 - 217 - 4	69.12	1606	7.40	8	267.67
Maryland	5	145 - 221 - 5	65.61	1534	6.94	9	306.80
Oregon	6	138 - 197 - 5	70.05	1765	8.96	13	294.17
Minnesota	6	138 - 205 - 3	67.32	1362	6.64	10	227.00
Indiana	6	126 - 177 - 4	71.19	1713	9.68	18	285.50
UCLA	6	124 - 177 - 6	70.06	1329	7.51	8	221.50
Nebraska	6	120 - 203 - 8	59.11	1313	6.47	5	218.83
Michigan St.	6	114 - 170 - 6	67.06	1427	8.39	7	237.83
Wisconsin	6	105 - 181 - 8	58.01	1295	7.15	7	215.83
Ohio St.	5	104 - 140 - 4	74.29	1236	8.83	14	247.20
Illinois	6	103 - 173 - 3	59.54	1246	7.20	10	207.67
Penn St.	5	101 - 141 - 4	71.63	1168	8.28	5	233.60
Northwestern	6	90 - 173 - 5	52.02	1003	5.80	3	167.17
Rutgers	5	86 - 170 - 4	50.59	1004	5.91	3	200.80
Purdue	5	82 - 133 - 2	61.65	971	7.30	5	194.20
Michigan	6	77 - 132 - 3	58.33	750	5.68	6	125.00
Iowa	6	68 - 114 - 3	59.65	676	5.93	4	112.67

PASS INTERCEPTIONS

Team	G	Comp-Att-Int	Pct.	Yds	Avg/A	TD	Avg/G
Purdue	5	82 - 133 - 2	61.65	971	7.30	5	194.20
Minnesota	6	138 - 205 - 3	67.32	1362	6.64	10	227.00
Michigan	6	77 - 132 - 3	58.33	750	5.68	6	125.00
Iowa	6	68 - 114 - 3	59.65	676	5.93	4	112.67
Illinois	6	103 - 173 - 3	59.54	1246	7.20	10	207.67
Washington	6	150 - 217 - 4	69.12	1606	7.40	8	267.67
Rutgers	5	86 - 170 - 4	50.59	1004	5.91	3	200.80
Penn St.	5	101 - 141 - 4	71.63	1168	8.28	5	233.60
Ohio St.	5	104 - 140 - 4	74.29	1236	8.83	14	247.20
Indiana	6	126 - 177 - 4	71.19	1713	9.68	18	285.50
Oregon	6	138 - 197 - 5	70.05	1765	8.96	13	294.17
Northwestern	6	90 - 173 - 5	52.02	1003	5.80	3	167.17
Maryland	5	145 - 221 - 5	65.61	1534	6.94	9	306.80
UCLA	6	124 - 177 - 6	70.06	1329	7.51	8	221.50
Michigan St.	6	114 - 170 - 6	67.06	1427	8.39	7	237.83
Wisconsin	6	105 - 181 - 8	58.01	1295	7.15	7	215.83
Nebraska	6	120 - 203 - 8	59.11	1313	6.47	5	218.83
Southern California	7	185 - 297 - 9	62.29	1948	6.56	16	278.29



**2024-25 Big Ten Football
Extended Team Leaders
In Conference games**

PASS YARDS

Team	G	Comp-Att-Int	Pct.	Yds	Avg/A	TD	Avg/G
Southern California	7	185 - 297 - 9	62.29	1948	6.56	16	278.29
Oregon	6	138 - 197 - 5	70.05	1765	8.96	13	294.17
Indiana	6	126 - 177 - 4	71.19	1713	9.68	18	285.50
Washington	6	150 - 217 - 4	69.12	1606	7.40	8	267.67
Maryland	5	145 - 221 - 5	65.61	1534	6.94	9	306.80
Michigan St.	6	114 - 170 - 6	67.06	1427	8.39	7	237.83
Minnesota	6	138 - 205 - 3	67.32	1362	6.64	10	227.00
UCLA	6	124 - 177 - 6	70.06	1329	7.51	8	221.50
Nebraska	6	120 - 203 - 8	59.11	1313	6.47	5	218.83
Wisconsin	6	105 - 181 - 8	58.01	1295	7.15	7	215.83
Illinois	6	103 - 173 - 3	59.54	1246	7.20	10	207.67
Ohio St.	5	104 - 140 - 4	74.29	1236	8.83	14	247.20
Penn St.	5	101 - 141 - 4	71.63	1168	8.28	5	233.60
Rutgers	5	86 - 170 - 4	50.59	1004	5.91	3	200.80
Northwestern	6	90 - 173 - 5	52.02	1003	5.80	3	167.17
Purdue	5	82 - 133 - 2	61.65	971	7.30	5	194.20
Michigan	6	77 - 132 - 3	58.33	750	5.68	6	125.00
Iowa	6	68 - 114 - 3	59.65	676	5.93	4	112.67

PASSING TDS

Team	G	Comp-Att-Int	Pct.	Yds	Avg/A	TD	Avg/G
Indiana	6	126 - 177 - 4	71.19	1713	9.68	18	285.50
Southern California	7	185 - 297 - 9	62.29	1948	6.56	16	278.29
Ohio St.	5	104 - 140 - 4	74.29	1236	8.83	14	247.20
Oregon	6	138 - 197 - 5	70.05	1765	8.96	13	294.17
Minnesota	6	138 - 205 - 3	67.32	1362	6.64	10	227.00
Illinois	6	103 - 173 - 3	59.54	1246	7.20	10	207.67
Maryland	5	145 - 221 - 5	65.61	1534	6.94	9	306.80
Washington	6	150 - 217 - 4	69.12	1606	7.40	8	267.67
UCLA	6	124 - 177 - 6	70.06	1329	7.51	8	221.50
Wisconsin	6	105 - 181 - 8	58.01	1295	7.15	7	215.83
Michigan St.	6	114 - 170 - 6	67.06	1427	8.39	7	237.83
Michigan	6	77 - 132 - 3	58.33	750	5.68	6	125.00
Purdue	5	82 - 133 - 2	61.65	971	7.30	5	194.20
Penn St.	5	101 - 141 - 4	71.63	1168	8.28	5	233.60
Nebraska	6	120 - 203 - 8	59.11	1313	6.47	5	218.83
Iowa	6	68 - 114 - 3	59.65	676	5.93	4	112.67
Rutgers	5	86 - 170 - 4	50.59	1004	5.91	3	200.80
Northwestern	6	90 - 173 - 5	52.02	1003	5.80	3	167.17

FIELD GOALS

Team	G	Made	Att	Pct
Indiana	6	4	4	100
Michigan St.	6	11	13	84.62
Michigan	6	5	6	83.33
UCLA	6	8	10	80
Penn St.	5	8	10	80
Ohio St.	5	4	5	80
Minnesota	6	8	10	80
Purdue	5	7	9	77.78
Oregon	6	7	9	77.78
Northwestern	6	8	11	72.73
Illinois	6	8	11	72.73
Wisconsin	6	4	6	66.67
Rutgers	5	4	6	66.67
Iowa	6	6	9	66.67
Southern California	7	6	10	60
Washington	6	8	15	53.33
Nebraska	6	4	8	50
Maryland	5	3	6	50

PATS KICKS MADE

Team	G	Made	Att	Pct
Indiana	6	35	35	100
Southern California	7	26	26	100
Oregon	6	23	24	95.83
Iowa	6	22	22	100
Wisconsin	6	21	21	100
Ohio St.	5	19	19	100
Minnesota	6	18	18	100
Penn St.	5	14	14	100
Maryland	5	13	13	100
Illinois	6	13	13	100
Washington	6	12	12	100
UCLA	6	12	12	100
Nebraska	6	12	13	92.31
Michigan	6	12	13	92.31
Northwestern	6	11	11	100
Michigan St.	6	10	10	100
Rutgers	5	7	8	87.5
Purdue	5	6	6	100



**2024-25 Big Ten Football
Extended Team Leaders
In Conference games**

FIELD GOALS ATTEMPTED

Team	G	Made	Att	Pct
Washington	6	8	15	53.33
Michigan St.	6	11	13	84.62
Northwestern	6	8	11	72.73
Illinois	6	8	11	72.73
UCLA	6	8	10	80
Southern California	7	6	10	60
Penn St.	5	8	10	80
Minnesota	6	8	10	80
Purdue	5	7	9	77.78
Oregon	6	7	9	77.78
Iowa	6	6	9	66.67
Nebraska	6	4	8	50
Wisconsin	6	4	6	66.67
Rutgers	5	4	6	66.67
Michigan	6	5	6	83.33
Maryland	5	3	6	50
Ohio St.	5	4	5	80
Indiana	6	4	4	100

NET YARDS PER PUNT

Team	G	No.	Yards	Avg/P	Ret.	Avg/R	TB	Net/P
Southern California	7	26	1245	47.88	63	7.88	0	45.46
Wisconsin	6	29	1352	46.62	30	3.33	3	43.52
Indiana	6	15	663	44.20	17	5.67	0	43.07
Iowa	6	27	1285	47.59	76	15.20	3	42.56
Oregon	6	14	605	43.21	0	0.00	1	41.79
Purdue	5	24	1050	43.75	48	6.00	0	41.75
Michigan St.	6	22	1010	45.91	91	9.10	1	40.86
UCLA	6	23	992	43.13	38	4.22	1	40.61
Maryland	5	21	954	45.43	82	10.25	1	40.57
Ohio St.	5	15	635	42.33	36	9.00	0	39.93
Rutgers	5	25	1057	42.28	0	0.00	3	39.88
Illinois	6	18	730	40.56	17	8.50	0	39.61
Penn St.	5	15	634	42.27	26	13.00	1	39.20
Minnesota	6	27	1116	41.33	91	9.10	0	37.96
Michigan	6	31	1319	42.55	122	17.43	2	37.32
Northwestern	6	34	1519	44.68	213	13.31	2	37.24
Nebraska	6	26	1079	41.50	131	13.10	2	34.92
Washington	6	18	804	44.67	176	17.60	1	33.78

FIELD GOALS MADE

Team	G	Made	Att	Pct
Michigan St.	6	11	13	84.62
Washington	6	8	15	53.33
UCLA	6	8	10	80
Penn St.	5	8	10	80
Northwestern	6	8	11	72.73
Minnesota	6	8	10	80
Illinois	6	8	11	72.73
Purdue	5	7	9	77.78
Oregon	6	7	9	77.78
Southern California	7	6	10	60
Iowa	6	6	9	66.67
Michigan	6	5	6	83.33
Wisconsin	6	4	6	66.67
Rutgers	5	4	6	66.67
Ohio St.	5	4	5	80
Nebraska	6	4	8	50
Indiana	6	4	4	100
Maryland	5	3	6	50

AVG YARDS PER PUNT

Team	G	No.	Yards	Avg/P	Ret.	Avg/R	TB	Net/P
Northwestern	6	34	1519	44.68	213	13.31	2	37.24
Michigan	6	31	1319	42.55	122	17.43	2	37.32
Wisconsin	6	29	1352	46.62	30	3.33	3	43.52
Minnesota	6	27	1116	41.33	91	9.10	0	37.96
Iowa	6	27	1285	47.59	76	15.20	3	42.56
Southern California	7	26	1245	47.88	63	7.88	0	45.46
Nebraska	6	26	1079	41.50	131	13.10	2	34.92
Rutgers	5	25	1057	42.28	0	0.00	3	39.88
Purdue	5	24	1050	43.75	48	6.00	0	41.75
UCLA	6	23	992	43.13	38	4.22	1	40.61
Michigan St.	6	22	1010	45.91	91	9.10	1	40.86
Maryland	5	21	954	45.43	82	10.25	1	40.57
Washington	6	18	804	44.67	176	17.60	1	33.78
Illinois	6	18	730	40.56	17	8.50	0	39.61
Penn St.	5	15	634	42.27	26	13.00	1	39.20
Ohio St.	5	15	635	42.33	36	9.00	0	39.93
Indiana	6	15	663	44.20	17	5.67	0	43.07
Oregon	6	14	605	43.21	0	0.00	1	41.79



**2024-25 Big Ten Football
Extended Team Leaders
In Conference games**

PAT KICKING

Team	G	Made	Att	Pct
Wisconsin	6	21	21	100
Washington	6	12	12	100
UCLA	6	12	12	100
Southern California	7	26	26	100
Purdue	5	6	6	100
Penn St.	5	14	14	100
Ohio St.	5	19	19	100
Northwestern	6	11	11	100
Minnesota	6	18	18	100
Michigan St.	6	10	10	100
Maryland	5	13	13	100
Iowa	6	22	22	100
Indiana	6	35	35	100
Illinois	6	13	13	100
Oregon	6	23	24	95.83
Nebraska	6	12	13	92.31
Michigan	6	12	13	92.31
Rutgers	5	7	8	87.5

NUMBER OF PUNTS

Team	G	No.	Yards	Avg/P	Ret.	Avg/R	TB	Net/P
Northwestern	6	34	1519	44.68	213	13.31	2	37.24
Michigan	6	31	1319	42.55	122	17.43	2	37.32
Wisconsin	6	29	1352	46.62	30	3.33	3	43.52
Minnesota	6	27	1116	41.33	91	9.10	0	37.96
Iowa	6	27	1285	47.59	76	15.20	3	42.56
Southern California	7	26	1245	47.88	63	7.88	0	45.46
Nebraska	6	26	1079	41.50	131	13.10	2	34.92
Rutgers	5	25	1057	42.28	0	0.00	3	39.88
Purdue	5	24	1050	43.75	48	6.00	0	41.75
UCLA	6	23	992	43.13	38	4.22	1	40.61
Michigan St.	6	22	1010	45.91	91	9.10	1	40.86
Maryland	5	21	954	45.43	82	10.25	1	40.57
Washington	6	18	804	44.67	176	17.60	1	33.78
Illinois	6	18	730	40.56	17	8.50	0	39.61
Penn St.	5	15	634	42.27	26	13.00	1	39.20
Ohio St.	5	15	635	42.33	36	9.00	0	39.93
Indiana	6	15	663	44.20	17	5.67	0	43.07
Oregon	6	14	605	43.21	0	0.00	1	41.79

PAT KICK ATTEMPTS

Team	G	Made	Att	Pct
Indiana	6	35	35	100
Southern California	7	26	26	100
Oregon	6	23	24	95.83
Iowa	6	22	22	100
Wisconsin	6	21	21	100
Ohio St.	5	19	19	100
Minnesota	6	18	18	100
Penn St.	5	14	14	100
Nebraska	6	12	13	92.31
Michigan	6	12	13	92.31
Maryland	5	13	13	100
Illinois	6	13	13	100
Washington	6	12	12	100
UCLA	6	12	12	100
Northwestern	6	11	11	100
Michigan St.	6	10	10	100
Rutgers	5	7	8	87.5
Purdue	5	6	6	100

YARDS PUNTED

Team	G	No.	Yards	Avg/P	Ret.	Avg/R	TB	Net/P
Northwestern	6	34	1519	44.68	213	13.31	2	37.24
Wisconsin	6	29	1352	46.62	30	3.33	3	43.52
Michigan	6	31	1319	42.55	122	17.43	2	37.32
Iowa	6	27	1285	47.59	76	15.20	3	42.56
Southern California	7	26	1245	47.88	63	7.88	0	45.46
Minnesota	6	27	1116	41.33	91	9.10	0	37.96
Nebraska	6	26	1079	41.50	131	13.10	2	34.92
Rutgers	5	25	1057	42.28	0	0.00	3	39.88
Purdue	5	24	1050	43.75	48	6.00	0	41.75
Michigan St.	6	22	1010	45.91	91	9.10	1	40.86
UCLA	6	23	992	43.13	38	4.22	1	40.61
Maryland	5	21	954	45.43	82	10.25	1	40.57
Washington	6	18	804	44.67	176	17.60	1	33.78
Illinois	6	18	730	40.56	17	8.50	0	39.61
Indiana	6	15	663	44.20	17	5.67	0	43.07
Ohio St.	5	15	635	42.33	36	9.00	0	39.93
Penn St.	5	15	634	42.27	26	13.00	1	39.20
Oregon	6	14	605	43.21	0	0.00	1	41.79



2024-25 Big Ten Football
Extended Team Leaders
In Conference games

PUNT RETURN AVG

Team	G	No	Yards	TD	Long	Avg.
Northwestern	6	8	147	1	72	18.38
Iowa	6	10	178	1	85	17.8
UCLA	6	3	46	0	18	15.33
Illinois	6	7	102	0	37	14.57
Minnesota	6	9	120	0	60	13.33
Indiana	6	14	181	0	65	12.93
Michigan	6	9	97	0	19	10.78
Maryland	5	5	44	0	17	8.8
Washington	6	6	48	0	25	8
Oregon	6	6	48	0	21	8
Ohio St.	5	4	30	0	10	7.5
Rutgers	5	4	29	0	15	7.25
Wisconsin	6	10	63	0	15	6.3
Southern California	7	8	50	0	20	6.25
Penn St.	5	8	35	0	14	4.38
Michigan St.	6	1	4	0	4	4
Purdue	5	5	18	0	14	3.6
Nebraska	6	5	17	0	8	3.4

KICK RETURNS

Team	G	No.	Yards	TD	Long	Avg.
Iowa	6	16	379	0	39	23.69
Northwestern	6	15	364	0	96	24.27
Southern California	7	12	266	0	80	22.17
Nebraska	6	12	173	0	40	14.42
Washington	6	10	250	0	50	25.00
UCLA	6	10	187	0	24	18.70
Minnesota	6	10	183	0	21	18.30
Penn St.	5	8	168	0	27	21.00
Wisconsin	6	7	203	0	74	29.00
Michigan	6	7	125	0	29	17.86
Michigan St.	6	6	97	0	27	16.17
Maryland	5	6	104	0	33	17.33
Purdue	5	5	76	0	22	15.20
Ohio St.	5	5	63	0	18	12.60
Illinois	6	5	95	0	27	19.00
Oregon	6	3	62	0	26	20.67
Indiana	6	2	27	0	14	13.50
Rutgers	5	1	18	0	18	18.00

PUNT RETURNS

Team	G	No	Yards	TD	Long	Avg.
Indiana	6	14	181	0	65	12.93
Wisconsin	6	10	63	0	15	6.3
Iowa	6	10	178	1	85	17.8
Minnesota	6	9	120	0	60	13.33
Michigan	6	9	97	0	19	10.78
Southern California	7	8	50	0	20	6.25
Penn St.	5	8	35	0	14	4.38
Northwestern	6	8	147	1	72	18.38
Illinois	6	7	102	0	37	14.57
Washington	6	6	48	0	25	8
Oregon	6	6	48	0	21	8
Purdue	5	5	18	0	14	3.6
Nebraska	6	5	17	0	8	3.4
Maryland	5	5	44	0	17	8.8
Rutgers	5	4	29	0	15	7.25
Ohio St.	5	4	30	0	10	7.5
UCLA	6	3	46	0	18	15.33
Michigan St.	6	1	4	0	4	4

KICK RETURN YARDS

Team	G	No.	Yards	TD	Long	Avg.
Iowa	6	16	379	0	39	23.69
Northwestern	6	15	364	0	96	24.27
Southern California	7	12	266	0	80	22.17
Washington	6	10	250	0	50	25.00
Wisconsin	6	7	203	0	74	29.00
UCLA	6	10	187	0	24	18.70
Minnesota	6	10	183	0	21	18.30
Nebraska	6	12	173	0	40	14.42
Penn St.	5	8	168	0	27	21.00
Michigan	6	7	125	0	29	17.86
Maryland	5	6	104	0	33	17.33
Michigan St.	6	6	97	0	27	16.17
Illinois	6	5	95	0	27	19.00
Purdue	5	5	76	0	22	15.20
Ohio St.	5	5	63	0	18	12.60
Oregon	6	3	62	0	26	20.67
Indiana	6	2	27	0	14	13.50
Rutgers	5	1	18	0	18	18.00



**2024-25 Big Ten Football
Extended Team Leaders
In Conference games**

PUNT RETURN YARDS

Team	G	No	Yards	TD	Long	Avg.
Indiana	6	14	181	0	65	12.93
Iowa	6	10	178	1	85	17.8
Northwestern	6	8	147	1	72	18.38
Minnesota	6	9	120	0	60	13.33
Illinois	6	7	102	0	37	14.57
Michigan	6	9	97	0	19	10.78
Wisconsin	6	10	63	0	15	6.3
Southern California	7	8	50	0	20	6.25
Washington	6	6	48	0	25	8
Oregon	6	6	48	0	21	8
UCLA	6	3	46	0	18	15.33
Maryland	5	5	44	0	17	8.8
Penn St.	5	8	35	0	14	4.38
Ohio St.	5	4	30	0	10	7.5
Rutgers	5	4	29	0	15	7.25
Purdue	5	5	18	0	14	3.6
Nebraska	6	5	17	0	8	3.4
Michigan St.	6	1	4	0	4	4

KICK RETURN TDS

Team	G	No.	Yards	TD	Long	Avg.
Wisconsin	6	7	203	0	74	29.00
Washington	6	10	250	0	50	25.00
UCLA	6	10	187	0	24	18.70
Southern California	7	12	266	0	80	22.17
Rutgers	5	1	18	0	18	18.00
Purdue	5	5	76	0	22	15.20
Penn St.	5	8	168	0	27	21.00
Oregon	6	3	62	0	26	20.67
Ohio St.	5	5	63	0	18	12.60
Northwestern	6	15	364	0	96	24.27
Nebraska	6	12	173	0	40	14.42
Minnesota	6	10	183	0	21	18.30
Michigan St.	6	6	97	0	27	16.17
Michigan	6	7	125	0	29	17.86
Maryland	5	6	104	0	33	17.33
Iowa	6	16	379	0	39	23.69
Indiana	6	2	27	0	14	13.50
Illinois	6	5	95	0	27	19.00

PUNT RETURN TDS

Team	G	No	Yards	TD	Long	Avg.
Northwestern	6	8	147	1	72	18.38
Iowa	6	10	178	1	85	17.8
Wisconsin	6	10	63	0	15	6.3
Washington	6	6	48	0	25	8
UCLA	6	3	46	0	18	15.33
Southern California	7	8	50	0	20	6.25
Rutgers	5	4	29	0	15	7.25
Purdue	5	5	18	0	14	3.6
Penn St.	5	8	35	0	14	4.38
Oregon	6	6	48	0	21	8
Ohio St.	5	4	30	0	10	7.5
Nebraska	6	5	17	0	8	3.4
Minnesota	6	9	120	0	60	13.33
Michigan St.	6	1	4	0	4	4
Michigan	6	9	97	0	19	10.78
Maryland	5	5	44	0	17	8.8
Indiana	6	14	181	0	65	12.93
Illinois	6	7	102	0	37	14.57



**2024-25 Big Ten Football
Extended Team Leaders
In Conference games**

KICKOFF RETURNS

Team	G	No	Yards	TD	Long	Avg.
Penn St.	5	26	1079	0	27	41.5
Iowa	6	34	1396	0	39	41.06
Ohio St.	5	28	1146	0	18	40.93
Wisconsin	6	31	1268	0	74	40.9
Michigan	6	26	1061	0	29	40.81
Maryland	5	22	894	0	33	40.64
Nebraska	6	23	932	0	40	40.52
Northwestern	6	27	1087	0	96	40.26
Indiana	6	44	1771	0	14	40.25
UCLA	6	25	999	0	24	39.96
Illinois	6	26	1030	0	27	39.62
Minnesota	6	31	1225	0	21	39.52
Purdue	5	19	747	0	22	39.32
Oregon	6	40	1557	0	26	38.93
Southern California	7	38	1468	0	80	38.63
Michigan St.	6	26	1004	0	27	38.62
Rutgers	5	19	690	0	18	36.32
Washington	6	30	1076	0	50	35.87



2024-25 Big Ten Football
Extended Team Leaders
In Conference games

INTERCEPTION RETURN AVG

Team	G	No.	Yards	TD	Long	Avg.
Northwestern	6	3	130	1	85	43.33
UCLA	6	4	144	2	96	36.00
Southern California	7	5	132	1	55	26.40
Maryland	5	5	116	0	51	23.20
Penn St.	5	4	92	2	31	23.00
Indiana	6	8	166	1	78	20.75
Nebraska	6	5	99	1	35	19.80
Ohio St.	5	4	76	0	45	19.00
Washington	6	7	110	0	35	15.71
Illinois	6	3	47	0	27	15.67
Michigan	6	3	42	1	42	14.00
Iowa	6	9	107	0	32	11.89
Michigan St.	6	5	58	0	36	11.60
Rutgers	5	2	23	0	23	11.50
Minnesota	6	8	79	1	45	9.88
Wisconsin	6	2	8	0	8	4.00
Oregon	6	5	6	0	12	1.20
Purdue	5	4	0	0	0	0.00

FUMBLE RETURNS

Team	G	No.	Yards	TD	Long	Avg.
Wisconsin	6	6	0	0	0	0.00
Washington	6	1	0	0	0	0.00
UCLA	6	0	0	0	0	0.00
Southern California	7	5	0	0	0	0.00
Rutgers	5	2	3	0	3	1.50
Purdue	5	1	16	1	16	16.00
Penn St.	5	2	9	0	9	4.50
Oregon	6	4	0	0	0	0.00
Ohio St.	5	4	8	0	8	2.00
Northwestern	6	5	2	1	2	0.40
Nebraska	6	2	0	0	0	0.00
Minnesota	6	3	0	0	0	0.00
Michigan St.	6	0	0	0	0	0.00
Michigan	6	4	21	0	18	5.25
Maryland	5	3	0	0	0	0.00
Iowa	6	3	0	0	0	0.00
Indiana	6	3	0	0	0	0.00
Illinois	6	2	3	0	3	1.50

INTERCEPTION RETURNS

Team	G	No.	Yards	TD	Long	Avg.
Iowa	6	9	107	0	32	11.89
Minnesota	6	8	79	1	45	9.88
Indiana	6	8	166	1	78	20.75
Washington	6	7	110	0	35	15.71
Southern California	7	5	132	1	55	26.40
Oregon	6	5	6	0	12	1.20
Nebraska	6	5	99	1	35	19.80
Michigan St.	6	5	58	0	36	11.60
Maryland	5	5	116	0	51	23.20
UCLA	6	4	144	2	96	36.00
Purdue	5	4	0	0	0	0.00
Penn St.	5	4	92	2	31	23.00
Ohio St.	5	4	76	0	45	19.00
Northwestern	6	3	130	1	85	43.33
Michigan	6	3	42	1	42	14.00
Illinois	6	3	47	0	27	15.67
Wisconsin	6	2	8	0	8	4.00
Rutgers	5	2	23	0	23	11.50

FUMBLE RETURN YARDS

Team	G	No.	Yards	TD	Long	Avg.
Michigan	6	4	21	0	18	5.25
Purdue	5	1	16	1	16	16.00
Penn St.	5	2	9	0	9	4.50
Ohio St.	5	4	8	0	8	2.00
Rutgers	5	2	3	0	3	1.50
Illinois	6	2	3	0	3	1.50
Northwestern	6	5	2	1	2	0.40
Wisconsin	6	6	0	0	0	0.00
Washington	6	1	0	0	0	0.00
UCLA	6	0	0	0	0	0.00
Southern California	7	5	0	0	0	0.00
Oregon	6	4	0	0	0	0.00
Nebraska	6	2	0	0	0	0.00
Minnesota	6	3	0	0	0	0.00
Michigan St.	6	0	0	0	0	0.00
Maryland	5	3	0	0	0	0.00
Iowa	6	3	0	0	0	0.00
Indiana	6	3	0	0	0	0.00



**2024-25 Big Ten Football
Extended Team Leaders
In Conference games**

INTERCEPTION RET YARDS

Team	G	No.	Yards	TD	Long	Avg.
Indiana	6	8	166	1	78	20.75
UCLA	6	4	144	2	96	36.00
Southern California	7	5	132	1	55	26.40
Northwestern	6	3	130	1	85	43.33
Maryland	5	5	116	0	51	23.20
Washington	6	7	110	0	35	15.71
Iowa	6	9	107	0	32	11.89
Nebraska	6	5	99	1	35	19.80
Penn St.	5	4	92	2	31	23.00
Minnesota	6	8	79	1	45	9.88
Ohio St.	5	4	76	0	45	19.00
Michigan St.	6	5	58	0	36	11.60
Illinois	6	3	47	0	27	15.67
Michigan	6	3	42	1	42	14.00
Rutgers	5	2	23	0	23	11.50
Wisconsin	6	2	8	0	8	4.00
Oregon	6	5	6	0	12	1.20
Purdue	5	4	0	0	0	0.00

FUMBLE RETURN TDS

Team	G	No.	Yards	TD	Long	Avg.
Purdue	5	1	16	1	16	16.00
Northwestern	6	5	2	1	2	0.40
Wisconsin	6	6	0	0	0	0.00
Washington	6	1	0	0	0	0.00
UCLA	6	0	0	0	0	0.00
Southern California	7	5	0	0	0	0.00
Rutgers	5	2	3	0	3	1.50
Penn St.	5	2	9	0	9	4.50
Oregon	6	4	0	0	0	0.00
Ohio St.	5	4	8	0	8	2.00
Nebraska	6	2	0	0	0	0.00
Minnesota	6	3	0	0	0	0.00
Michigan St.	6	0	0	0	0	0.00
Michigan	6	4	21	0	18	5.25
Maryland	5	3	0	0	0	0.00
Iowa	6	3	0	0	0	0.00
Indiana	6	3	0	0	0	0.00
Illinois	6	2	3	0	3	1.50

INTERCEPTION RETURN TDS

Team	G	No.	Yards	TD	Long	Avg.
UCLA	6	4	144	2	96	36.00
Penn St.	5	4	92	2	31	23.00
Southern California	7	5	132	1	55	26.40
Northwestern	6	3	130	1	85	43.33
Nebraska	6	5	99	1	35	19.80
Minnesota	6	8	79	1	45	9.88
Michigan	6	3	42	1	42	14.00
Indiana	6	8	166	1	78	20.75
Wisconsin	6	2	8	0	8	4.00
Washington	6	7	110	0	35	15.71
Rutgers	5	2	23	0	23	11.50
Purdue	5	4	0	0	0	0.00
Oregon	6	5	6	0	12	1.20
Ohio St.	5	4	76	0	45	19.00
Michigan St.	6	5	58	0	36	11.60
Maryland	5	5	116	0	51	23.20
Iowa	6	9	107	0	32	11.89
Illinois	6	3	47	0	27	15.67

FUMBLE RECOVERED

Team	G	No.	Yards	TD	Long	Avg.
Wisconsin	6	6	0	0	0	0.00
Southern California	7	5	0	0	0	0.00
Northwestern	6	5	2	1	2	0.40
Oregon	6	4	0	0	0	0.00
Ohio St.	5	4	8	0	8	2.00
Michigan	6	4	21	0	18	5.25
Minnesota	6	3	0	0	0	0.00
Maryland	5	3	0	0	0	0.00
Iowa	6	3	0	0	0	0.00
Indiana	6	3	0	0	0	0.00
Rutgers	5	2	3	0	3	1.50
Penn St.	5	2	9	0	9	4.50
Nebraska	6	2	0	0	0	0.00
Illinois	6	2	3	0	3	1.50
Washington	6	1	0	0	0	0.00
Purdue	5	1	16	1	16	16.00
UCLA	6	0	0	0	0	0.00
Michigan St.	6	0	0	0	0	0.00



**2024-25 Big Ten Football
Extended Team Leaders
In Conference games**

FUMBLE RETURN AVG

Team	G	No.	Yards	TD	Long	Avg.
Purdue	5	1	16	1	16	16.00
Michigan	6	4	21	0	18	5.25
Penn St.	5	2	9	0	9	4.50
Ohio St.	5	4	8	0	8	2.00
Rutgers	5	2	3	0	3	1.50
Illinois	6	2	3	0	3	1.50
Northwestern	6	5	2	1	2	0.40
Wisconsin	6	6	0	0	0	0.00
Washington	6	1	0	0	0	0.00
UCLA	6	0	0	0	0	0.00
Southern California	7	5	0	0	0	0.00
Oregon	6	4	0	0	0	0.00
Nebraska	6	2	0	0	0	0.00
Minnesota	6	3	0	0	0	0.00
Michigan St.	6	0	0	0	0	0.00
Maryland	5	3	0	0	0	0.00
Iowa	6	3	0	0	0	0.00
Indiana	6	3	0	0	0	0.00

TURNOVER MARGIN

Team	Lost			Gained			Margin	Per/G	
	G	Fum	Int	Tot	Fum	Int			Tot
Iowa	6	2	3	5	3	9	12	7	1.17
Minnesota	6	2	3	5	3	8	11	6	1.00
Indiana	6	2	4	6	3	8	11	5	0.83
Oregon	6	1	5	6	4	5	9	3	0.50
Washington	6	2	4	6	1	7	8	2	0.33
Penn St.	5	1	4	5	2	4	6	1	0.20
Northwestern	6	2	5	7	5	3	8	1	0.17
Rutgers	5	0	4	4	2	2	4	0	0.00
Purdue	5	3	2	5	1	4	5	0	0.00
Ohio St.	5	4	4	8	4	4	8	0	0.00
Michigan	6	5	3	8	4	3	7	-1	-0.17
Maryland	5	4	5	9	3	5	8	-1	-0.20
Wisconsin	6	3	8	11	6	2	8	-3	-0.50
Southern California	7	4	9	13	5	5	10	-3	-0.43
Nebraska	6	2	8	10	2	5	7	-3	-0.50
UCLA	6	2	6	8	0	4	4	-4	-0.67
Illinois	6	6	3	9	2	3	5	-4	-0.67
Michigan St.	6	5	6	11	0	5	5	-6	-1.00

FIRST DOWNS

Team	G	Rush	Pass	Pen	Total	Avg/G
Southern California	7	48	101	9	158	22.57
Oregon	6	58	77	10	145	24.17
Indiana	6	51	82	11	144	24
Washington	6	45	78	5	128	21.33
Illinois	6	49	62	15	126	21
Minnesota	6	37	71	16	124	20.67
Nebraska	6	48	55	17	120	20
Wisconsin	6	56	52	8	116	19.33
Michigan St.	6	48	58	9	115	19.17
Maryland	5	25	74	12	111	22.2
Penn St.	5	42	57	8	107	21.4
UCLA	6	28	62	10	100	16.67
Ohio St.	5	40	54	4	98	19.6
Iowa	6	59	31	7	97	16.17
Rutgers	5	40	45	11	96	19.2
Michigan	6	51	36	5	92	15.33
Northwestern	6	31	39	8	78	13
Purdue	5	28	44	3	75	15

3RD-DOWN CONVERSIONS

Team	G	Conv.	Att.	Pct.
Oregon	6	42	75	56
Indiana	6	34	68	50
Minnesota	6	38	80	47.5
Southern California	7	44	94	46.81
Illinois	6	34	73	46.58
Penn St.	5	28	61	45.9
Iowa	6	34	75	45.33
Ohio St.	5	26	62	41.94
Nebraska	6	37	91	40.66
Maryland	5	30	74	40.54
Michigan St.	6	30	77	38.96
UCLA	6	28	72	38.89
Wisconsin	6	30	79	37.97
Purdue	5	24	64	37.5
Michigan	6	30	80	37.5
Rutgers	5	28	77	36.36
Washington	6	27	75	36
Northwestern	6	23	80	28.75



**2024-25 Big Ten Football
Extended Team Leaders
In Conference games**

1ST DOWNS RUSHING

Team	G	Rush	Pass	Pen	Total	Avg/G
Iowa	6	59	31	7	97	16.17
Oregon	6	58	77	10	145	24.17
Wisconsin	6	56	52	8	116	19.33
Michigan	6	51	36	5	92	15.33
Indiana	6	51	82	11	144	24
Illinois	6	49	62	15	126	21
Southern California	7	48	101	9	158	22.57
Nebraska	6	48	55	17	120	20
Michigan St.	6	48	58	9	115	19.17
Washington	6	45	78	5	128	21.33
Penn St.	5	42	57	8	107	21.4
Rutgers	5	40	45	11	96	19.2
Ohio St.	5	40	54	4	98	19.6
Minnesota	6	37	71	16	124	20.67
Northwestern	6	31	39	8	78	13
UCLA	6	28	62	10	100	16.67
Purdue	5	28	44	3	75	15
Maryland	5	25	74	12	111	22.2

OPT 3RD-DN CONVERT

Team	G	Conv.	Att.	Pct.
Oregon	6	20	69	28.99
Southern California	7	31	95	32.63
Ohio St.	5	21	62	33.87
Indiana	6	27	78	34.62
Iowa	6	27	76	35.53
Penn St.	5	25	68	36.76
Nebraska	6	28	74	37.84
Wisconsin	6	33	84	39.29
Northwestern	6	32	80	40
Rutgers	5	26	64	40.63
Washington	6	34	81	41.98
Michigan	6	39	86	45.35
Minnesota	6	39	81	48.15
Illinois	6	37	76	48.68
Michigan St.	6	39	79	49.37
Maryland	5	33	66	50
Purdue	5	31	59	52.54
UCLA	6	45	79	56.96

1ST DOWNS PASSING

Team	G	Rush	Pass	Pen	Total	Avg/G
Southern California	7	48	101	9	158	22.57
Indiana	6	51	82	11	144	24
Washington	6	45	78	5	128	21.33
Oregon	6	58	77	10	145	24.17
Maryland	5	25	74	12	111	22.2
Minnesota	6	37	71	16	124	20.67
UCLA	6	28	62	10	100	16.67
Illinois	6	49	62	15	126	21
Michigan St.	6	48	58	9	115	19.17
Penn St.	5	42	57	8	107	21.4
Nebraska	6	48	55	17	120	20
Ohio St.	5	40	54	4	98	19.6
Wisconsin	6	56	52	8	116	19.33
Rutgers	5	40	45	11	96	19.2
Purdue	5	28	44	3	75	15
Northwestern	6	31	39	8	78	13
Michigan	6	51	36	5	92	15.33
Iowa	6	59	31	7	97	16.17

4TH-DOWN CONVERSIONS

Team	G	Conv.	Att.	Pct.
Minnesota	6	5	6	83.33
Michigan	6	8	10	80
Ohio St.	5	8	11	72.73
Oregon	6	5	7	71.43
UCLA	6	6	9	66.67
Northwestern	6	6	9	66.67
Indiana	6	6	10	60
Wisconsin	6	5	9	55.56
Southern California	7	5	9	55.56
Penn St.	5	3	6	50
Iowa	6	2	4	50
Michigan St.	6	4	9	44.44
Washington	6	7	16	43.75
Rutgers	5	6	15	40
Nebraska	6	5	14	35.71
Illinois	6	4	12	33.33
Maryland	5	5	16	31.25
Purdue	5	1	7	14.29



**2024-25 Big Ten Football
Extended Team Leaders
In Conference games**

1ST DOWNS BY PENALTY

Team	G	Rush	Pass	Pen	Total	Avg/G
Nebraska	6	48	55	17	120	20
Minnesota	6	37	71	16	124	20.67
Illinois	6	49	62	15	126	21
Maryland	5	25	74	12	111	22.2
Rutgers	5	40	45	11	96	19.2
Indiana	6	51	82	11	144	24
UCLA	6	28	62	10	100	16.67
Oregon	6	58	77	10	145	24.17
Southern California	7	48	101	9	158	22.57
Michigan St.	6	48	58	9	115	19.17
Wisconsin	6	56	52	8	116	19.33
Penn St.	5	42	57	8	107	21.4
Northwestern	6	31	39	8	78	13
Iowa	6	59	31	7	97	16.17
Washington	6	45	78	5	128	21.33
Michigan	6	51	36	5	92	15.33
Ohio St.	5	40	54	4	98	19.6
Purdue	5	28	44	3	75	15

OPP 4TH-DN CONVERT

Team	G	Conv.	Att.	Pct.
Indiana	6	4	19	21.05
Ohio St.	5	2	6	33.33
Oregon	6	5	13	38.46
Northwestern	6	5	13	38.46
UCLA	6	2	5	40
Illinois	6	4	10	40
Minnesota	6	3	7	42.86
Nebraska	6	6	13	46.15
Maryland	5	1	2	50
Washington	6	5	9	55.56
Michigan	6	4	7	57.14
Penn St.	5	6	10	60
Iowa	6	6	10	60
Southern California	7	14	23	60.87
Wisconsin	6	5	8	62.5
Rutgers	5	7	9	77.78
Michigan St.	6	7	9	77.78
Purdue	5	5	6	83.33

OPPONENT 1ST DOWNS

Team	G	Rush	Pass	Pen	Total	Avg/G
Ohio St.	5	29	40	5	74	14.8
Penn St.	5	35	44	5	84	16.8
Oregon	6	37	51	6	94	15.67
Indiana	6	35	56	12	103	17.17
Wisconsin	6	55	45	6	106	17.67
Nebraska	6	37	57	13	107	17.83
Rutgers	5	45	59	5	109	21.8
Washington	6	58	40	12	110	18.33
Iowa	6	49	58	6	113	18.83
Minnesota	6	43	63	8	114	19
Maryland	5	36	68	11	115	23
Michigan St.	6	38	71	9	118	19.67
Michigan	6	47	63	9	119	19.83
Northwestern	6	43	74	6	123	20.5
Purdue	5	42	71	13	126	25.2
UCLA	6	40	72	21	133	22.17
Illinois	6	61	66	6	133	22.17
Southern California	7	54	80	15	149	21.29



**2024-25 Big Ten Football
Extended Team Leaders
In Conference games**

SACKS BY

Team	G	No.	Yards	Avg/G
Indiana	6	21	163	3.5
Oregon	6	18	109	3
Michigan	6	17	105	2.83
Illinois	6	17	127	2.83
Nebraska	6	16	102	2.67
Penn St.	5	13	92	2.6
Ohio St.	5	13	63	2.6
Iowa	6	11	76	1.83
Southern California	7	10	64	1.43
Northwestern	6	10	61	1.67
Minnesota	6	10	70	1.67
UCLA	6	9	59	1.5
Purdue	5	9	68	1.8
Maryland	5	9	56	1.8
Wisconsin	6	8	60	1.33
Rutgers	5	8	50	1.6
Washington	6	5	40	0.83
Michigan St.	6	1	9	0.17

KICKOFF COVERAGE

Team	G	No	Yards	Avg.	Ret.	TB	NetAvg
Penn St.	5	26	1677	64.5	123	19	39.77
Iowa	6	34	2200	64.71	207	22	37.38
Ohio St.	5	28	1806	64.5	85	23	41.71
Wisconsin	6	31	1991	64.23	132	20	39.29
Michigan	6	26	1657	63.73	46	13	46.42
Maryland	5	22	1355	61.59	100	10	43.91
Nebraska	6	23	1453	63.17	136	13	41.52
Northwestern	6	27	1712	63.41	183	16	35.11
Indiana	6	44	2687	61.07	379	10	53.18
UCLA	6	25	1572	62.88	105	12	42
Illinois	6	26	1658	63.77	115	18	40.12
Minnesota	6	31	1978	63.81	44	25	37.74
Purdue	5	19	1183	62.26	62	13	41.16
Oregon	6	40	2487	62.18	127	27	42
Southern California	7	38	2447	64.39	222	25	40.95
Michigan St.	6	26	1599	61.5	180	14	42.96
Rutgers	5	19	1077	56.68	213	4	50.47
Washington	6	30	1772	59.07	381	9	43.23

SACKS AGAINST

Team	G	No.	Yards	Avg/G
Oregon	6	3	30	0.5
Wisconsin	6	4	16	0.67
Indiana	6	4	32	0.67
Penn St.	5	6	30	1.2
Ohio St.	5	7	39	1.4
Iowa	6	7	49	1.17
Southern California	7	8	51	1.14
Michigan	6	10	66	1.67
Rutgers	5	11	68	2.2
Northwestern	6	11	76	1.83
Maryland	5	11	108	2.2
Minnesota	6	12	70	2
Washington	6	14	80	2.33
Purdue	5	14	95	2.8
UCLA	6	16	107	2.67
Nebraska	6	20	151	3.33
Illinois	6	23	134	3.83
Michigan St.	6	24	172	4

RED ZONE OFFENSE

Team	G	Scores	Pct.	TDs	(R-P)	FGs	TurnO
Minnesota	6	21 - 21	100.00	15	6 - 9	6 - 6	0
Indiana	6	34 - 35	97.14	30	15 - 15	4 - 4	0
Iowa	6	18 - 19	94.74	15	12 - 3	3 - 3	0
Ohio St.	5	16 - 17	94.12	14	5 - 9	2 - 2	1
UCLA	6	13 - 14	92.86	6	2 - 4	7 - 7	1
Southern California	7	20 - 23	86.96	18	7 - 11	2 - 2	3
Penn St.	5	16 - 19	84.21	10	6 - 4	6 - 6	3
Oregon	6	24 - 29	82.76	21	12 - 9	3 - 3	4
Purdue	5	13 - 16	81.25	7	3 - 4	6 - 8	1
Maryland	5	13 - 16	81.25	11	5 - 6	2 - 2	3
Northwestern	6	11 - 14	78.57	6	5 - 1	5 - 6	2
Illinois	6	18 - 23	78.26	12	5 - 7	6 - 7	4
Wisconsin	6	17 - 22	77.27	15	12 - 3	2 - 3	3
Washington	6	20 - 26	76.92	13	7 - 6	7 - 11	2
Rutgers	5	12 - 16	75.00	9	7 - 2	3 - 4	3
Michigan	6	11 - 15	73.33	8	4 - 4	3 - 4	2
Michigan St.	6	13 - 19	68.42	8	3 - 5	5 - 6	5
Nebraska	6	15 - 22	68.18	12	7 - 5	3 - 5	5



2024-25 Big Ten Football
Extended Team Leaders
In Conference games

PENALTIES

Team	G	No.	Yards	Avg/G
Rutgers	5	19	123	24.6
Oregon	6	23	174	29
Iowa	6	19	192	32
Illinois	6	27	198	33
Ohio St.	5	18	171	34.2
Michigan	6	24	215	35.83
Wisconsin	6	30	223	37.17
Penn St.	5	22	194	38.8
Minnesota	6	32	245	40.83
Washington	6	33	267	44.5
Indiana	6	30	273	45.5
Michigan St.	6	34	275	45.83
Northwestern	6	34	294	49
Southern California	7	45	357	51
Nebraska	6	43	344	57.33
Purdue	5	33	318	63.6
Maryland	5	34	323	64.6
UCLA	6	49	421	70.17

RED ZONE DEFENSE

Team	G	Scores	Pct.	TDs	(R-P)	FGs	TurnO
Ohio St.	5	9 - 15	60.00	4	2 - 2	5 - 5	6
Penn St.	5	7 - 11	63.64	5	1 - 4	2 - 3	3
Oregon	6	13 - 18	72.22	8	4 - 4	5 - 6	4
Northwestern	6	21 - 28	75.00	14	8 - 6	7 - 7	5
Rutgers	5	15 - 19	78.95	14	9 - 5	1 - 4	1
Indiana	6	13 - 16	81.25	9	5 - 4	4 - 4	3
Michigan	6	23 - 28	82.14	17	8 - 9	6 - 8	3
Washington	6	14 - 17	82.35	10	6 - 4	4 - 4	3
Wisconsin	6	16 - 19	84.21	12	7 - 5	4 - 6	1
Minnesota	6	13 - 15	86.67	9	7 - 2	4 - 4	1
Illinois	6	20 - 23	86.96	15	8 - 7	5 - 6	2
UCLA	6	23 - 26	88.46	21	12 - 9	2 - 2	2
Southern California	7	24 - 27	88.89	16	13 - 3	8 - 8	3
Iowa	6	16 - 18	88.89	12	2 - 10	4 - 5	1
Nebraska	6	17 - 19	89.47	14	4 - 10	3 - 4	1
Maryland	5	18 - 20	90.00	14	7 - 7	4 - 4	1
Purdue	5	20 - 22	90.91	16	11 - 5	4 - 6	0
Michigan St.	6	23 - 25	92.00	20	9 - 11	3 - 3	2

OPPONENT PENALTIES

Team	G	No.	Yards	Avg/G
Maryland	5	33	310	62
Nebraska	6	36	357	59.5
Purdue	5	32	279	55.8
Illinois	6	38	326	54.33
Minnesota	6	31	301	50.17
Indiana	6	35	292	48.67
Rutgers	5	32	238	47.6
Oregon	6	35	282	47
Wisconsin	6	36	271	45.17
UCLA	6	31	257	42.83
Penn St.	5	26	213	42.6
Iowa	6	32	254	42.33
Southern California	7	35	263	37.57
Michigan St.	6	25	220	36.67
Washington	6	25	211	35.17
Michigan	6	29	198	33
Ohio St.	5	18	156	31.2
Northwestern	6	20	179	29.83



**2024-25 Big Ten Football
Extended Team Leaders
In Conference games**

TIME OF POSSESSION

Team	G	Total possession	Avg/G
Ohio St.	5	160:00	32:00
Nebraska	6	190:15	31:43
Michigan St.	6	188:05	31:21
Penn St.	5	156:18	31:16
Oregon	6	185:02	30:50
Southern California	7	215:41	30:49
Maryland	5	153:26	30:41
Washington	6	183:26	30:34
Indiana	6	183:12	30:32
Minnesota	6	182:34	30:26
UCLA	6	180:49	30:08
Michigan	6	177:05	29:31
Rutgers	5	144:41	28:56
Wisconsin	6	171:30	28:35
Iowa	6	170:24	28:24
Illinois	6	169:13	28:12
Northwestern	6	168:54	28:09
Purdue	5	139:45	27:57



**2024-25 Big Ten Football
Conference Active Individual Leaders
In Conference games**

RUSHING (Minimum Games Played Pct. 75%, 10 Rushing Attempts/Game)

#	Player	G	Att.	Yds	Avg.	TD	Lg	Avg/g
---	--------	---	------	-----	------	----	----	-------

PASSING AVG/GAME (Minimum Games Played Pct. 75%)

#	Player	G	Comp-att-int	Yds	TD	Avg/g
---	--------	---	--------------	-----	----	-------

PASS EFFICIENCY (Minimum Games Played Pct. 75%, 15 Total Passes/Game)

#	Player	G	Comp-att-int	Yds	TD	Eff.
---	--------	---	--------------	-----	----	------

RECEPTIONS/GAME (Minimum Games Played Pct. 75%)

#	Player	G	No.	Yds	TD	Lg	Yds/g	Rec/g
---	--------	---	-----	-----	----	----	-------	-------

RECEIVE YDS/GAME (Minimum Games Played Pct. 75%)

#	Player	G	No.	Yds	TD	Long	Avg/c	Yds/g
---	--------	---	-----	-----	----	------	-------	-------

ALL PURPOSE (Minimum Games Played Pct. 75%)

#	Player	G	Rush	Rcv	PR	KR	Yds	Avg/g
---	--------	---	------	-----	----	----	-----	-------

PUNTING (Minimum Games Played Pct. 75%, 3.6 Punts/Game)

#	Player	G	No.	Yds	Lg	I20	50+	TB	Avg.
---	--------	---	-----	-----	----	-----	-----	----	------

FIELD GOALS (Minimum Games Played Pct. 75%)

#	Player	G	Made	Att.	Long	Pct.	Avg.
---	--------	---	------	------	------	------	------

FIELD GOAL PCT (Minimum Games Played Pct. 75%)

#	Player	G	Made	Att.	Long	Pct.
---	--------	---	------	------	------	------

PAT KICKING PCT (Minimum Games Played Pct. 75%)

#	Player	G	Made	Att.	Pct.
---	--------	---	------	------	------

TOTAL OFFENSE (Minimum Games Played Pct. 75%)

#	Player	G	Rush	Pass	Plays	Total	Yds/g
---	--------	---	------	------	-------	-------	-------

SCORING (Minimum Games Played Pct. 75%)

#	Player	G	TD	FG	XPT	2XP	Pts	Pts/g
---	--------	---	----	----	-----	-----	-----	-------

SCORING (TDs) (Minimum Games Played Pct. 75%, 1 Touchdowns)

#	Player	G	Run	Rec	Ret	Pts	Avg/g
---	--------	---	-----	-----	-----	-----	-------

SCORING (KICK) (Minimum Games Played Pct. 75%)

#	Player	G	PAT	FG	Pts	Avg/g
---	--------	---	-----	----	-----	-------

PUNT RETURN AVG (Minimum Games Played Pct. 75%)

#	Player	G	No.	Yds	TD	Long	Avg.
---	--------	---	-----	-----	----	------	------

KICK RETURN AVG (Minimum Games Played Pct. 75%)

#	Player	G	No.	Yds	TD	Long	Avg.
---	--------	---	-----	-----	----	------	------



2024-25 Big Ten Football
Conference Active Individual Leaders
In Conference games

TACKLES (All positions) (Minimum Games Played Pct. 75%)

#	Player	G	Pos	Solo	Ast	Total	Avg/g
---	--------	---	-----	------	-----	-------	-------

SACKS (Minimum Games Played Pct. 75%)

#	Player	G	Pos	Solo	Ast	Total	Avg/g
---	--------	---	-----	------	-----	-------	-------

TACKLES FOR LOSS (Minimum Games Played Pct. 75%, 1.25 Total Tackles For Loss/Game)

#	Player	G	Pos	Solo	Ast	Total	Avg/g
---	--------	---	-----	------	-----	-------	-------



**2024-25 Big Ten Football
Conference Active Individual Leaders
In Conference games**

FUMBLES FORCED (Minimum Games Played Pct. 75%)

#	Player	G	No.	Avg/g
---	--------	---	-----	-------

FUMBLES RECOVERED (Minimum Games Played Pct. 75%)

#	Player	G	No.	Avg/g
---	--------	---	-----	-------

PASSES DEFENDED (Minimum Games Played Pct. 75%)

#	Player	G	Brup	Int.	Total	Avg/g
---	--------	---	------	------	-------	-------

INTERCEPTIONS (Minimum Games Played Pct. 75%)

#	Player	G	No.	Yds	TD	Long	Avg/g
---	--------	---	-----	-----	----	------	-------