



2024 BIG TEN FOOTBALL WEEKLY RELEASE - NOVEMBER 21

Primary Contact: Megan Althoff, Director, Sports Communications • Office: 847-696-1010 ext. 129 • E-mail: mrowley@bigten.org • Twitter: @B1Gfootball

2024 CONFERENCE & OVERALL STANDINGS

	Conference Games					All Games					
	W-L	PCT	H	A	STRK	W-L	PCT	H	A	N	STRK
Oregon	8-0	1.00	3-0	4-0	W8	11-0	1.00	6-0	5-0	0-0	W11
Indiana	7-0	1.00	4-0	3-0	W7	10-0	1.00	7-0	3-0	0-0	W10
Ohio State	6-1	.857	3-0	3-1	W4	9-1	.900	6-0	3-1	0-0	W4
Penn State	6-1	.857	3-1	3-0	W2	9-1	.900	5-1	4-0	0-0	W2
Illinois	4-3	.571	3-1	1-2	W1	7-3	.700	6-1	1-2	0-0	W1
Iowa	4-3	.571	3-0	1-3	L2	6-4	.600	5-1	1-3	0-0	L2
Minnesota	4-3	.571	2-1	2-2	L1	6-4	.600	4-2	2-2	0-0	L1
Washington	4-4	.500	4-0	0-4	W1	6-5	.545	6-0	0-4	0-1	W1
Rutgers	3-4	.429	2-2	1-2	W2	6-4	.600	4-2	2-2	0-0	W2
Michigan	3-4	.429	3-1	0-3	L2	5-5	.500	5-2	0-3	0-0	L2
Wisconsin	3-4	.429	1-2	2-2	L3	5-5	.500	3-3	2-2	0-0	L3
USC	3-5	.375	3-1	0-4	L1	5-5	.500	4-1	0-4	1-0	W1
UCLA	3-5	.375	1-3	2-2	L1	4-6	.400	1-3	3-3	0-0	L1
Nebraska	2-5	.286	1-2	1-3	L4	5-5	.500	4-2	1-3	0-0	L4
Michigan State	2-5	.286	1-2	1-3	L3	4-6	.400	3-2	1-4	0-0	L3
Northwestern	2-5	.286	1-3	2-2	L1	4-6	.400	2-4	2-2	0-0	L1
Maryland	1-6	.143	1-3	0-3	L3	4-6	.400	3-3	1-3	0-0	L3
Purdue	0-7	.000	0-4	0-3	L7	1-9	.100	1-5	0-4	0-0	L9

WEEK 13 SCHEDULE

FRIDAY, NOV. 22

PURDUE at MICHIGAN STATE
8 p.m. | FOX

SATURDAY, NOV. 23

IOWA at MARYLAND
12 p.m. | Big Ten Network

INDIANA at OHIO STATE
12 p.m. | FOX

ILLINOIS at RUTGERS
12 p.m. | Peacock

NORTHWESTERN at MICHIGAN
3:30 p.m. | FS1

PENN STATE at MINNESOTA
3:30 p.m. | CBS

WISCONSIN at NEBRASKA
3:30 p.m. | Big Ten Network

USC at UCLA
10:30 p.m. | NBC

BYE: Oregon, Washington

All times Eastern

BIG TEN. BIG NEWS.

- Entering Week 13, three teams remain in contention for berths into the 2024 Discover Big Ten Football Championship Game: Indiana, Ohio State and Penn State. Action begins on Friday as Purdue travels to Michigan State at 8 p.m. ET on FOX. Oregon and Washington will enjoy byes this week, with the complete schedule appearing to the right.
- Illinois, Indiana, Iowa, Minnesota, Oregon, Ohio State, Penn State, Rutgers and Washington have all secured bowl eligibility by reaching six wins this season, while Michigan, Nebraska, UCLA, USC and Wisconsin need just one more win to become eligible. The Big Ten will continue to feature the largest bowl lineup in conference history.
- Five Big Ten teams appear in the AP Poll this week, highlighted by four of the top five. Oregon leads the conference at No. 1, followed by No. 2 Ohio State, No. 4 Penn State, No. 5 Indiana and No. 24 Illinois.
- The Big Ten had five teams included in the College Football Playoff's third rankings of the season on Nov. 19: No. 1 Oregon, No. 2 Ohio State, No. 4 Penn State, No. 5 Indiana and No. 25 Illinois. The CFP will release its next top 25 rankings on Tuesday, Nov. 26.
- There are just three undefeated teams remaining in the FBS, including two Big Ten teams: Indiana (10-0) and Oregon (11-0). The Ducks have a bye this weekend, while the Hoosiers travel to Ohio State.
- On Monday, the Big Ten announced its Football Players of the Week, presented by IFS.ai. Penn State's Tyler Warren earned Offensive Player of the Week honors after tallying eight receptions for 127 yards and a touchdown, while adding three rushes for 63 yards and a score in Penn State's win against Purdue.
- Oregon's Matayo Uiagalelei and Washington's Russell Davis II shared Defensive Player of the Week accolades. Uiagalelei helped No. 1 Oregon improve to 11-0 for the second time in program history with a 16-13 win at Wisconsin, finishing with five total tackles, a sack and a game-sealing interception late in the fourth quarter. Davis II led Washington to a 31-19 win over UCLA, as the Huskies finished their home season 6-0, extending their home win streak to 20 games, longest in modern school history. The junior finished with three quarterback sacks and three tackles.
- Special Teams Player of the Week honors went to Oregon's Atticus Sappington. Sappington helped the Ducks improve to 11-0 for the second time in program history, scoring all six of Oregon's points in the first quarter. The kicker matched his career-high with three made field goals, converting all three attempts to account for nine of Oregon's 16 points.
- Washington's Demond Williams Jr. was named Freshmen of the Week after leading three second-half, game-securing scoring drives to help Washington beat UCLA, 31-19, to become bowl eligible. The freshman quarterback helped the Huskies to a field goal and two touchdowns, including a two-yard touchdown pass to Decker DeGraaf with 5:44 left in the game to seal the victory over the Bruins.

WEEK 12 RESULTS

FRIDAY, NOV. 15

WASHINGTON def. UCLA, 31-19

SATURDAY, NOV. 16

OHIO STATE def. NORTHWESTERN, 31-7

ILLINOIS def. MICHIGAN STATE, 38-16

PENN STATE def. PURDUE, 49-10

USC def. NEBRASKA, 28-20

RUTGERS def. MARYLAND, 31-17

OREGON def. WISCONSIN, 16-13

BYE: Indiana, Iowa, Michigan, Minnesota

BIG LIFE. BIG STAGE. BIG TEN.

The Big Ten Academic Alliance is an academic consortium of all 18 Big Ten universities, which is widely considered to be the model for effective and voluntary collaboration among top research universities.

- Indiana and Ohio State currently rank among the top 15 nationally in both scoring offense and scoring defense. The Buckeyes lead the nation in scoring defense (10.3 points per game), while ranking 12th in scoring offense (37.8 points per game). The Hoosiers rank second nationally in scoring offense (43.9 points per game), while ranking seventh in scoring defense (13.8 points per game).
- Five additional Big Ten teams rank in the top 25 in terms of scoring defense: Penn State (6th, 13.6 points per game), Oregon (9th, 15.7 points per game), Minnesota (12th, 17.7 points per game), Iowa (15th, 18.2 points per game) and Nebraska (25th, 20.0 points per game).
- The University of Oregon has secured a berth in the 2024 Discover Big Ten Football Championship Game. The 14th annual title game will be played on Saturday, December 7, at Lucas Oil Stadium in Indianapolis and will feature the top two teams in the standings for the first time. A list of the remaining scenarios can be found here. The contest will be broadcast on CBS with kickoff set for 8 p.m. ET. Media can apply for credentials by visiting bigten.org/about/media.

2024 BIG TEN PLAYERS OF THE WEEK
presented by IFS.ai

- 9/2 O: Miller Moss, R-Jr, QB, USC
D: Kevin Winston Jr., Jr., S, PSU
ST: Mateen Bhaghani, So., K, UCLA
ST: Dominic Zvada, Jr., K, MICH
F: Dylan Raiola, Fr., QB, NEB
- 9/9 O: Kyle Monangai, Sr., RB, RU
D: Xavier Scott, Jr., DB, ILL
ST: Tez Johnson, Sr., WR, ORE
F: Nick Marsh, Fr., WR, MSU
- 9/16 O: Kurtis Rourke, Sr., QB, IND
D: Dante Trader Jr., Sr., DB, MD
ST: Atticus Sappington, Jr., K, ORE
F: Kerry Brown, R-Fr, DB, MINN
- 9/23 O: Kaleb Johnson, Jr., RB, IOWA
O: Luke Altmyer, Jr., QB, ILL
D: Josaiiah Stewart, Sr., EDGE, MICH
ST: Tommy Doman, Sr., P, MICH
F: Khmori House, Fr., ILB, WASH
- 9/30 O: Kaleb Mullings, Sr., RB, MICH
O: Tez Johnson, Sr., WR, ORE
D: Abdul Carter, Jr., DE/LB, PSU
ST: Dominic Zvada, Jr., K, MICH
F: Jeremiah Smith, WR, OSU
- 10/7 O: Kurtis Rourke, Sr., QB, IND
O: Emeka Egbuka, Gr., WR, OSU
D: Jordan Burch, Sr., DE, ORE
ST: Brian Buschini, Sr., P, NEB
F: Trech Kekahuna, WR, WIS
- 10/14 O: Dillon Gabriel, Sr., QB, ORE
O: Tyler Warren, Sr., TE, PSU
D: Aaron Graves, Jr., DL, IOWA
D: Koi Perich, Fr., DB, MINN
ST: Luke Akers, Jr., K/P, NU
F: Ryan Barker, K, PSU
- 10/21 O: Ethan Garbers, Sr., QB, UCLA
D: Gabe Jacas, Jr., OLB, ILL
ST: Jonathan Kim, Gr., P/K, MSU
F: Nick Marsh, WR, MSU
- 10/28 O: Max Brosmer, Gr., QB, MINN
D: D'Angelo Ponds, So., DB, IND
ST: Kaden Wetjen, Sr., K, IOWA
F: Koi Perich, Fr., DB, MINN
- 11/4 O: Kaleb Johnson, Jr., RB, IOWA
D: Carson Bruener, Sr., LB, WASH
ST: Dragan Kesich, Sr., K, MINN
F: Kwazi Gilmer, WR, UCLA
- 11/11 O: Will Howard, Gr., QB, OSU
D: Carson Schwesinger, Jr., LB, UCLA
ST: Dominic Zvada, Jr, K, MICH
F: Jeremiah Smith, WR, OSU
- 11/18 O: Tyler Warren, Sr., TE, PSU
D: Matayo Uiagalelei, So., OL, ORE
D: Russell Davis II, Jr., DL, WASH
ST: Atticus Sappington, Jr., K, ORE
F: Demond Williams Jr., QB, WASH

AP TOP 25 POLL
Nov. 17

Rk.	School (Votes)	Record	Pts	Prev
1.	OREGON (62)	1550	11-0	1
2.	OHIO STATE	1485	9-1	2
3.	Texas	1413	9-1	3
4.	PENN STATE	1319	9-1	4
5.	INDIANA	1310	10-0	5
6.	Notre Dame	1191	9-1	8
7.	Alabama	1130	8-2	9
8.	Georgia	113	8-2	11
9.	Ole Miss	1083	8-2	10
10.	Tennessee	953	8-2	6
11.	Miami (FL)	945	9-1	12
12.	Boise State	880	9-1	13
13.	SMU	819	9-1	14
14.	BYU	785	9-1	7
15.	Texas A&M	687	8-2	15
16.	Colorado	583	8-2	18
17.	Clemson	559	8-2	17
18.	Army	55	9-0	16
19.	South Carolina	44	7-3	23
20.	Tulane	323	9-2	25
21.	Arizona State	322	8-2	NR
22.	Iowa State	256	8-2	NR
23.	UNLV	125	8-2	NR
24.	ILLINOIS	74	7-3	NR
25.	Washington State	61	8-2	19

US LBM COACHES POLL
Nov. 17

Rk.	School (Votes)	Record	Pts	Prev
1.	OREGON (55)	11-0	1375	1
2.	OHIO STATE	9-1	1316	2
3.	Texas	9-1	1263	3
4.	PENN STATE	9-1	1158	5
5.	INDIANA	10-0	1109	6
6.	Notre Dame	9-1	1096	7
7.	Alabama	8-2	996	9
8.	Georgia	8-2	993	10
9.	Ole Miss	8-2	984	11
10.	Miami (FL)	9-1	847	12
11.	Tennessee	8-2	823	4
12.	SMU	9-1	744	13
13.	Boise State	9-1	714	13
14.	Texas A&M	8-2	646	15
15.	BYU	9-1	633	8
16.	Clemson	8-2	569	16
17.	Army West Point	9-0	509	17
18.	Colorado	8-2	464	20
19.	South Carolina	7-3	379	23
20.	Tulane	9-2	280	NR
21.	Iowa State	8-2	268	25
22.	Arizona State	8-2	251	NR
23.	UNLV	8-2	93	NR
24.	Memphis	9-2	77	NR
25.	Kansas State	7-3	67	19

Others receiving votes: Missouri 56, Memphis 38, Kansas State 36, Syracuse 21, Louisville 15, Pittsburgh 6, LSU 6, Louisiana-Lafayette 5, Vanderbilt 4, Colorado State 2, Duke 2, James Madison 2, Georgia Tech 1.

Others receiving votes: Washington State 65, ILLINOIS 56, Missouri 44, Syracuse 18, James Madison 11, Duke 9, Pittsburgh 7, Louisiana 5, Louisville 2, Sam Houston 1, Vanderbilt 1, LSU 1, Colorado State 1.

BIG TEN COACHING RECORDS

Coach, School	Career (Yrs)	At School (Yrs)	Big Ten Only
Bret Bielema, ILL	122-80 (16th)	25-22 (4th)	53-37
Curt Cignetti, IND	129-35 (14th)	10-0 (1st)	7-0
Kirk Ferentz, IOWA	213-144 (29th)	201-123 (26th)	125-89
Michael Locksley, MD	35-65 (10th)	33-39 (7th)	16-38
Sherrone Moore, MICH	5-5 (1st)	5-5 (1st)	3-4
P.J. Fleck, MINN	85-60 (12th)	55-38 (8th)	32-35
Jonathan Smith, MSU	38-41 (7th)	4-6 (1st)	2-5
Matt Rhule, NEB	57-55 (9th)	10-12 (2nd)	5-11
David Braun, NU	12-11 (2nd)	12-11 (2nd)	7-9
Dan Lanning, ORE	33-5 (3rd)	33-5 (3rd)	8-0
Ryan Day, OSU	65-9 (7th)	65-9 (7th)	45-4
James Franklin, PSU	121-55 (13th)	97-40 (11th)	62-33
Ryan Walters, PUR	5-17 (2nd)	5-17 (2nd)	3-13
Greg Schiano, RU	93-99 (16th)	93-99 (16th)	12-31
DeShaun Foster, UCLA	4-6 (1st)	4-6 (1st)	3-5
Lincoln Riley, USC	79-23 (8th)	24-13 (3rd)	3-5
Jedd Fisch, WASH	23-27 (4th)	6-5 (1st)	4-4
Luke Fickell, WIS	76-36 (9th)	13-12 (2nd)	11-13

BIG LIFE. BIG STAGE. BIG TEN.

Every Big Ten Academic Alliance institution ranks among the top 90 universities in the nation according to the 2024 Academic Ranking of World Universities, including 10 in the top 40.

CFP SELECTION COMMITTEE RANKINGS

NOV. 19

RANK	SCHOOL	RECORD
1.	OREGON	11-0
2.	OHIO STATE	9-1
3.	Texas	9-1
4.	PENN STATE	9-1
5.	INDIANA	10-0
6.	Notre Dame	9-1
7.	Alabama	8-2
8.	Miami	9-1
9.	Mississippi	8-2
10.	Georgia	8-2
11.	Tennessee	8-2
12.	Boise State	9-1
13.	SMU	9-1
14.	BYU	9-1
15.	Texas A&M	8-2
16.	Colorado	8-2
17.	Clemson	8-2
18.	South Carolina	7-3
19.	Army	9-0
20.	Tulane	9-2
21.	Arizona State	8-2
22.	Iowa State	8-2
23.	Missouri	7-3
24.	UNLV	8-2
25.	ILLINOIS	7-3

COLLEGEPRESSBOX.COM

collegepressbox is the official media website for Division I football. Access and download game notes, quotes, statistics, media guides, headshots, logos and more for all FBS schools, conferences, postseason games, awards and the College Football Playoff. For access, please register for an account at collegepressbox.com/register.

collegepressbox
SINCE 2005 EVERYTHING BUT THE PREGAME MEAL

FOLLOW THE BIG TEN

The Big Ten football page on bigten.org will feature notes, recaps, statistics, standings and more. You can also keep track of Big Ten football in real time by following the conference on Twitter @B1Gfootball and @BigTen or becoming a fan of the Big Ten Conference on Facebook to receive exclusive updates.

 [@B1GFOOTBALL](https://twitter.com/B1GFOOTBALL)
[@BigTen](https://twitter.com/BigTen)

 [@bigten](https://www.instagram.com/bigten)

 [Big Ten Conference](https://www.facebook.com/BigTenConference)

BIG TEN IN THE POLLS
AP/US LBM Coaches

	ILL	IND	IOWA	MD	MICH	MSU	MINN	NEB	NU	ORE	OSU	PSU	PUR	RU	UCLA	USC	WASH	WIS
Preseason	-/-	-/-	25/25	-/RV	9/8	-/-	-/-	RV/RV	-/-	3/3	2/2	8/9	-/-	-/-	-/-	23/23	RV/RV	RV/RV
Sept. 3	-/-	-/-	21/21	-/RV	10/9	-/-	-/-	RV/RV	-/-	7/6	2/2	8/8	-/-	-/-	-/-	13/14	RV/RV	RV/RV
Sept. 8	RV/RV	-/RV	RV/RV	-/-	17/16	-/RV	-/-	23/24	-/-	9/6	3/2	8/7	-/-	-/-	-/-	11/11	22/RV	RV/RV
Sept. 15	24/RV	RV/RV	RV/RV	-/-	18/17	-/RV	-/-	22/22	-/-	9/6	3/3	10/8	-/-	-/-	-/-	11/12	-/RV	-/-
Sept. 22	19/21	RV/RV	RV/RV	-/-	12/12	-/-	-/-	-/RV	-/-	8/7	3/3	9/8	-/-	-/RV	-/-	13/16	-/RV	-/-
Sept. 29	24/25	23/24	RV/RV	-/-	10/10	-/-	-/-	RV/RV	-/-	6/6	3/3	7/7	-/-	RV/RV	-/-	11/15	-/-	-/-
Oct. 6	23/23	18/20	RV/RV	-/-	24/21	-/-	-/-	RV/RV	-/-	3/3	2/2	4/5	-/-	-/RV	-/-	RV/RV	RV/RV	-/-
Oct. 13	22/21	16/18	RV/RV	-/-	24/22	-/-	-/-	RV/25	-/-	2/2	4/5	3/3	-/-	-/-	-/-	RV/-	-/-	-/-
Oct. 20	20/21	13/13	-/-	-/-	-/-	-/-	-/-	RV/RV	-/-	1/1	4/4	3/3	-/-	-/-	-/-	-/-	-/-	-/RV
Oct. 27	24/24	13/13	-/-	-/-	-/RV	-/-	-/-	-/-	-/-	1/1	4/4	3/3	-/-	-/-	-/-	-/-	-/-	-/-
Nov. 3	-/RV	8/10	RV/RV	-/-	-/-	-/-	-/RV	-/-	-/-	1/1	3/3	6/7	-/-	-/-	-/-	-/-	RV/-	-/-
Nov. 10	-/RV	5/6	-/-	-/-	-/-	-/-	-/-	-/-	-/-	1/1	2/2	4/5	-/-	-/-	-/-	-/-	-/-	-/-
Nov. 17	24/RV	5/5	-/-	-/-	-/-	-/-	-/-	-/-	-/-	1/1	2/2	4/4	-/-	-/-	-/-	-/-	-/-	-/-

BIG TEN IN THE COLLEGE FOOTBALL PLAYOFF POLL

	ILL	IND	IOWA	MD	MICH	MSU	MINN	NEB	NU	ORE	OSU	PSU	PUR	RU	UCLA	USC	WASH	WIS
Nov. 5	-	8	-	-	-	-	-	-	-	1	2	6	-	-	-	-	-	-
Nov. 12	-	5	-	-	-	-	-	-	-	1	2	4	-	-	-	-	-	-
Nov. 19	25	5	-	-	-	-	-	-	-	1	2	4	-	-	-	-	-	-
Nov. 26																		
Dec. 3																		
Dec. 8																		

NOTE: First College Football Playoff poll to be released on Nov. 5

BIG LIFE. BIG STAGE. BIG TEN.

Every Big Ten Academic Alliance institution ranks among the top 90 universities in the nation according to the 2024 Academic Ranking of World Universities, including 10 in the top 40.

BIG TEN FOOTBALL AWARDS

The Big Ten will continue to honor its past while recognizing its current standouts at the conclusion of the 2024 campaign. The Big Ten's enhanced football awards program presents 19 individual trophies in addition to the Big Ten Championship trophy, bearing the names of one or two former standouts. The distinguished names on these football awards honor just a small sampling of the countless students and coaches who have contributed to the conference's rich and storied history.

Seventeen of the honors will be awarded immediately following the regular season, including awards for the best quarterback, running back, receiver, tight end, offensive lineman, defensive lineman, linebacker, defensive back, kicker, punter and return specialist. Each of these individual position awards features the names of two former standouts.

The Big Ten will also continue to honor the conference's top coaches, offensive and defensive players and linemen and freshmen with end-of-year trophies. Big Ten coaches have the opportunity to claim two awards. Media voters will select the Dave McClain Coach of the Year, which has been awarded since 1972, while coaches vote for the Hayes-Schembechler Coach of the Year award. The top offensive player will receive the Graham-George Offensive Player of the Year award, the best defensive player will be awarded the Nagurski-Woodson Defensive Player of the Year award and the top freshman will receive the Thompson-Randle El Freshman of the Year award.

The winner of the Discover Big Ten Football Championship Game will receive the Amos Alonzo Stagg Championship Trophy, while the most outstanding player in the game will be awarded the Grange-Griffin Championship Game Most Valuable Player award. The conference also created two postcollegiate awards - the Ford-Kinnick Leadership Award and the Dungy-Thompson Humanitarian Award.

The full list of awards, along with a breakdown of the former standouts appearing in each award's name, appears to the right.

NAME OF AWARD	NAMED FOR
Championship Game Awards	
Amos Alonzo Stagg Championship Trophy	Amos Alonzo Stagg, Chicago
Grange-Griffin Championship Game MVP <i>(media vote only)</i>	Harold Edward "Red" Grange, Illinois Archie Griffin, Ohio State
Postcollegiate Awards <i>(vote by school administrators)</i>	
Ford-Kinnick Leadership Award	Gerald R. Ford, Michigan Nile Kinnick, Iowa
Dungy-Thompson Humanitarian Award	Tony Dungy, Minnesota Anthony Thompson, Indiana
Annual Awards <i>(combined vote by coaches and media, unless otherwise noted)</i>	
Graham-George Offensive Player of the Year	Otto Graham, Northwestern Eddie George, Ohio State
Nagurski-Woodson Defensive Player of the Year	Bronislau "Bronko" Nagurski, Minnesota Charles Woodson, Michigan
Hayes-Schembechler Coach of the Year <i>(coaches vote only)</i>	Wayne Woodrow "Woody" Hayes, Ohio State Glenn Edward "Bo" Schembechler, Michigan
Dave McClain Coach of the Year <i>(media vote only)</i>	Dave McClain, Wisconsin
Thompson-Randle El Freshman of the Year	Darrell Thompson, Minnesota Antwaan Randle El, Indiana
Rimington-Pace Offensive Lineman of the Year	Dave Rimington, Nebraska Orlando Pace, Ohio State
Smith-Brown Defensive Lineman of the Year	Charles Aaron "Bubba" Smith, Michigan State Courtney Brown, Penn State
Griese-Brees Quarterback of the Year	Bob Griese, Purdue Drew Brees, Purdue
Ameche-Dayne Running Back of the Year	Alan Ameche, Wisconsin Ron Dayne, Wisconsin
Tatum-Woodson Defensive Back of the Year	Jack Tatum, Ohio State Rod Woodson, Purdue
Butkus-Fitzgerald Linebacker of the Year	Dick Butkus, Illinois Pat Fitzgerald, Northwestern
Richter-Howard Receiver of the Year	Pat Richter, Wisconsin Desmond Howard, Michigan
Kwalick-Clark Tight End of the Year	Ted Kwalick, Penn State Dallas Clark, Iowa
Bakken-Andersen Kicker of the Year	Jim Bakken, Wisconsin Morten Andersen, Michigan State
Eddleman-Fields Punter of the Year	Thomas Dwight "Dike" Eddleman, Illinois Brandon Fields, Michigan State
Rodgers-Dwight Return Specialist of the Year	Johnny Rodgers, Nebraska Tim Dwight, Iowa

BIG LIFE. BIG STAGE. BIG TEN.

The Big Ten leads all conferences with more than 1,900 Academic All-Americans, including 80 honorees during the 2023-24 academic year.

2024 BIG TEN FOOTBALL CHAMPIONSHIP GAME



The 2024 Big Ten Football Championship Game will kick off from Lucas Oil Stadium in Indianapolis at 8 p.m. ET on Dec. 7, 2024.

The winner of the East Division will meet the winner of the West Division, with the game's victor earning the Big Ten Championship and a chance to play in one of the six bowls that comprise the College Football Playoff, including the Rose Bowl Game.

CBS will serve as the official broadcast partner of the Big Ten Football Championship Game, while Lucas Oil Stadium will host the title games through at least 2024.

For more information on the Big Ten Football Championship Game, including details on potential public ticket sales, stadium safety protocols and ancillary events in and around the city of Indianapolis, visit the Game's official web site at bigten.org/fcg.

The Big Ten Communications staff will inform media members on credential application procedures at a later date.

CHAMPIONSHIP GAME QUICK FACTS

Date: Saturday, Dec. 7, 2024

Time: 8 p.m. ET

Television: CBS

Site: Indianapolis, Ind.

Facility: Lucas Oil Stadium

Surface: FieldTurf

Capacity: 65,972

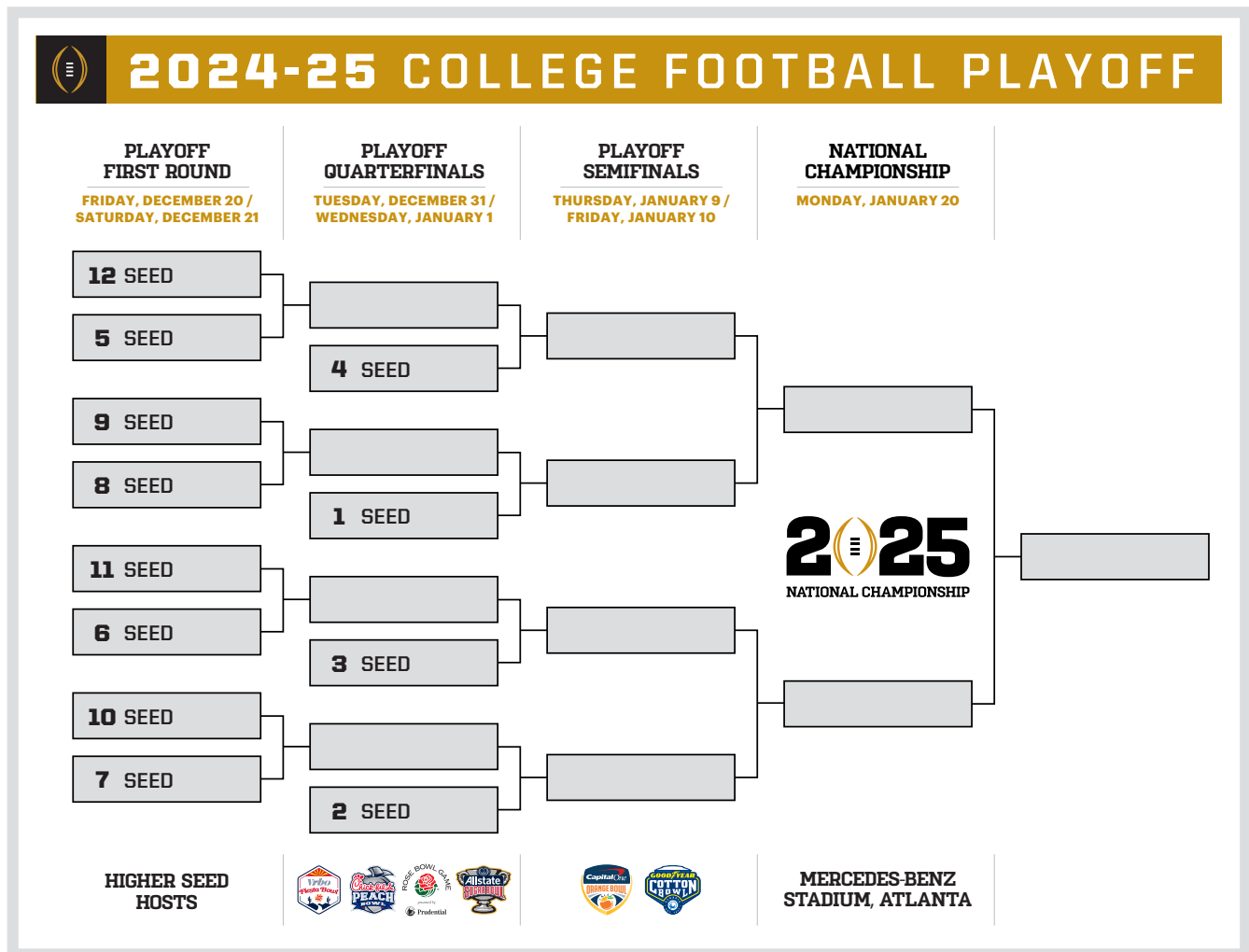


BIG LIFE. BIG STAGE. BIG TEN.

Big Ten Academic Alliance schools annually conduct \$17 billion in funded research.

2024-25 COLLEGE FOOTBALL PLAYOFF FORMAT

- The 12 participating teams will be the five conference champions ranked highest by the CFP selection committee, plus the next seven highest-ranked teams.
- The ranking of the teams will continue to be done by a selection committee.
- The four highest-ranked conference champions will be seeded one through four and will receive a first-round bye. The fifth conference champion will be seeded where it was ranked or at No. 12 if it is outside the top 12 rankings. Non-conference champions ranked in the top four will be seeded beginning at No. 5. Because of this, the seeding, 1 through 12, could look different than the final rankings.
- The eight teams seeded No. 5-12 will play in a first round with the higher seeds hosting the lower seeds either on campus or at other sites designated by the higher-seeded institution (No. 12 at No. 5, No. 11 at No. 6, No. 10 at No. 7 and No. 9 at No. 8.).
- The selection committee will assign the four highest-ranked conference champions to Playoff Quarterfinals hosted by bowls. This will be done in consideration of historic bowl relationships, then in consideration of rankings. For example, if the Sugar Bowl hosts a Playoff Quarterfinal and the SEC champion is ranked No. 1 and the Big 12 champion is ranked No. 3, the SEC champion would be assigned to the Sugar Bowl and the Big 12 champion would be assigned elsewhere.
- With the four highest-ranked conference champions assigned to bowls, their four Playoff Quarterfinal opponents will be dictated by the bracket (i.e., No. 1 vs. No. 8/9 winner, No. 4 vs. No. 5/12 winner, No. 2 vs. 7/10 winner; No. 3 vs. 6/11 winner.)
- The College Football Playoff bracket will follow the selection committee’s rankings, with no modifications made to avoid rematches between teams that may have played during the regular season or are from the same conference.
- The bracket will remain in effect throughout the playoff (i.e., no re-seeding).
- The highest seed will receive preferential placement for the Playoff Semifinal bowl assignment.
- All 11 games will be under the CFP umbrella with the administrative policies determined by the CFP.



BIG LIFE. BIG STAGE. BIG TEN.

Big Ten schools have won at least five national championships in 26 of the last 30 years, averaging nearly seven per year during that span.

BIG TEN X ABBOTT - THE WE GIVE BLOOD DRIVE

Every season we give it everything we have. We give our strength, we give our souls and so much more – it's in our blood. And now we can give that too. This season, Abbott and the Big Ten are pitting school against school in the largest blood donation competition of our lifetime to fight the largest blood shortage in a generation.

Want your school to win? Then don't give up. Give blood. Every donation scores one point for your school on the leaderboard.











The winning school will receive \$1 million to advance student or community health.

Individual donors will be offered a free one month subscription to B1G+ and will be entered to win a trip to the 2024 Discover® Big Ten Football Championship Game on December 7, 2024.

Students will be able to donate at mobile blood drives on campus, and alumni, fans and students alike can donate at blood donation centers across the country. Results will be tracked in real time at BigTen.Org/Abbott after donors attribute donations to their favorite school.

BIG TEN DONATION LEADERBOARD

(as of Nov. 21)

BIG TEN DONATION LEADERBOARD			
	UNIVERSITY	LIVES SAVED	DONORS
	Nebraska	9561	3187
	Wisconsin	4992	1664
	Michigan	4854	1618
	UCLA	3996	1332
	Ohio State	3462	1154
	Iowa	3069	1023
	Michigan State	2502	834
	Indiana	2301	767
	Illinois	2214	738
	Purdue	2184	728

BIG TEN CONFERENCE

49,080

LIVES SAVED

16,360

DONORS



Big Life. Big Stage. Big Ten.

Since its inception in 1896, the pursuit and attainment of academic excellence has been a priority for every Big Ten member institution. But maintaining the conference's standard of competing at the highest level in athletics also endures as an important component of the Big Ten experience. Striking that balance between academics and athletics is integral to the Big Ten's identity. Recognized as one of intercollegiate sports' most successful undertakings, the Big Ten strives for success from its students not only on the field and in the classroom, but around the world as well.

PREMIER ACADEMIC INSTITUTIONS

The Big Ten Academic Alliance is an academic consortium of all 18 Big Ten universities, which is widely considered to be the model for effective and voluntary collaboration among top research universities.

Every Big Ten Academic Alliance institution ranks among the top 90 universities in the nation according to the 2024 Academic Ranking of World Universities, including 10 in the top 40.

The Big Ten leads all conferences with more than 1,900 Academic All-Americans, including 80 honorees during the 2023-24 academic year.

Big Ten Academic Alliance schools annually conduct \$17 billion in funded research.

A HISTORY OF ATHLETIC SUCCESS

Big Ten schools have won at least five national championships in 26 of the last 30 years, averaging nearly seven per year during that span.

Since the 2005-06 academic year, current Big Ten institutions have claimed 119 team national championships in 26 different sports.

BROAD-BASED PROGRAMMING

Big Ten institutions support more than 11,000 participation opportunities on 350 teams in 42 different sports.

The Big Ten sponsors 28 official conference sports, 14 for men and 14 for women.

The Big Ten leads the nation in total students competing in intercollegiate athletics and participation opportunities, and sponsors more official sports than all conferences except the Ivy League.

Nearly 2,000 Big Ten competitors have participated in the Olympics, winning more than 600 medals, including more than 200 gold. The Big Ten Conference enjoyed its finest performance at a single Olympic Games during the 2024 Summer Olympics in Paris, France, as athletes with Big Ten ties set conference records by earning 98 total medals and 27 gold medals during the 17-day competition, surpassing the previous mark of 51 medals at the 2020 Summer Games in Tokyo, Japan. All 18 Big Ten member schools were represented at the 2024 Summer Games, competing for 64 nations in 17 sports.

PASSIONATE FOLLOWING

The Big Ten leads all conferences with 9.4 million alumni and nearly 823,000 students.

Big Ten men's and women's basketball combined for 4.3 million fans in their home arenas throughout the 2023-24 season and paced the nation in total attendance. Volleyball Day in Nebraska attracted 92,003 fans, the largest attendance in women's sports history. All seven of the Big Ten ice hockey teams also ranked in the top 15 nationally in average attendance.

In 2023-24, Big Ten women's basketball programs set ratings records on seven different networks – BTN, FOX, FS1, NBC, Peacock, ESPN and CBS.

LEADERS IN INNOVATION

Took part in the nation's first bowl game, winning the 1902 Rose Bowl Game, and signed an exclusive contract with the Tournament of Roses in 1946, making it the first bowl with permanent conference affiliations.

Awarded the first Big Ten Medal of Honor in 1915, honoring outstanding seniors who demonstrated excellence in academics and athletics.

Formed the Big Ten Advisory Commission in 1972, enlisting former students that competed in conference athletics to serve as liaisons to the NCAA's Diversity and Inclusion Department, the Big Ten Student-Athlete Advisory Commission and other organizations.

Became the first conference to voluntarily adopt male and female participation goals after launching its Gender Equity Action Plan in 1992.

Launched the Big Ten Network (BTN) in 2007, the first national conference-owned television network.

Began partnering with the Ivy League to study the effects of head injuries in sports in 2012.

Twenty years after adding instant replay in 2004, announced a state-of-the-art replay center, featuring 18 dedicated replay bays and six dedicated medical observation stations.

Championed new legislation for football permitting coach-to-player helmet communication and the use of sideline video by student-athletes, and coaches, both of which were introduced in the fall of 2024.

EXTENSIVE TELEVISION EXPOSURE

Through the Big Ten's current media agreements with BTN, NBC, Peacock, CBS and FOX, more than 2,000 Big Ten events are produced and distributed nationally and globally on an annual basis.

BTN reaches nearly 50 million homes and is also available via the Fox Sports App, delivering live and on-demand programming to computers, smartphones and tablets. B1G+ streams more than 2,000 additional events each season.

COMMUNITY & IMPACT

The Big Ten Conference is dedicated to making a lasting impact on the communities where its major events are held. In recent years, the conference has hosted sports clinics, renovated recreation centers and given elementary-aged children the chance to experience major Big Ten events.

Around the Big Ten Football Championship Game and Basketball Tournaments, the conference focuses on creating meaningful improvements, aiming to leave each location better than it was found.

Moving forward, the Big Ten will continue to collaborate with the College Football Playoff Foundation, local sports organizations and school district foundations to enhance spaces for teachers and children and provide educational opportunities for youth.

2024 COMPOSITE FOOTBALL SCHEDULE

<i>DATE/MATCHUP</i>	<i>TIME</i>	<i>BROADCAST</i>	<i>DATE/MATCHUP</i>	<i>TIME</i>	<i>BROADCAST</i>
<u>THURSDAY, AUG. 29</u>			<u>SATURDAY, SEPT. 21</u>		
Howard at Rutgers	6 p.m.	Big Ten Network	Iowa at Minnesota	7:30 p.m.	NBC
North Carolina at Minnesota	8 p.m.	FOX	Michigan State at Boston College	8 p.m.	ACC Network
Eastern Illinois at Illinois	9 p.m.	Big Ten Network	Purdue at Oregon State	8:30 p.m.	The CW
<u>FRIDAY, AUG. 30</u>			<u>FRIDAY, SEPT. 27</u>		
Florida Atlantic at Michigan State	7 p.m.	Big Ten Network	Washington at Rutgers	8 p.m.	FOX
Western Michigan at Wisconsin	9 p.m.	FS1			
<u>SATURDAY, AUG. 31</u>			<u>SATURDAY, SEPT. 28</u>		
Penn State at West Virginia	12 p.m.	FOX	Maryland at Indiana	12 p.m.	Big Ten Network
Indiana State at Purdue	12 p.m.	Big Ten Network	Minnesota at Michigan	12 p.m.	FOX
Illinois State at Iowa	12 p.m.	Big Ten Network	Nebraska at Purdue (HC)	12 p.m.	Peacock
UConn at Maryland	12 p.m.	FS1	Wisconsin at USC	3:30 p.m.	CBS
Florida International at Indiana	3:30 p.m.	Big Ten Network	Ohio State at Michigan State	7 p.m.	Peacock
Akron at Ohio State	3:30 p.m.	CBS	Illinois at Penn State (HC)	7:30 p.m.	NBC
Miami (OH) at Northwestern	3:30 p.m.	Big Ten Network	Oregon at UCLA	11 p.m.	FOX
UTEP at Nebraska	3:30 p.m.	FOX			
Idaho at Oregon	7:30 p.m.	Big Ten Network	<u>FRIDAY, OCT. 4</u>		
Fresno State at Michigan	7:30 p.m.	NBC	Michigan State at Oregon	9 p.m.	FOX
UCLA at Hawaii	7:30 p.m.	CBS			
Weber State at Washington	11 p.m.	Big Ten Network	<u>SATURDAY, OCT. 5</u>		
			UCLA at Penn State	12 p.m.	FOX
			Purdue at Wisconsin	12 p.m.	Big Ten Network
			Indiana at Northwestern	3:30 p.m.	Big Ten Network
			Iowa at Ohio State	3:30 p.m.	CBS
			Rutgers at Nebraska	4 p.m.	FS1
			USC at Minnesota	7:30 p.m.	Big Ten Network
			Michigan at Washington	7:30 p.m.	NBC
			<u>FRIDAY, OCT. 11</u>		
			Maryland at Northwestern	8 p.m.	FOX or FS1
			<u>SATURDAY, OCT. 12</u>		
			Washington at Iowa	12 p.m.	FOX
			Wisconsin at Rutgers	12 p.m.	Big Ten Network
			Purdue at Illinois	3:30 p.m.	FS1
			Penn State at USC	3:30 p.m.	CBS
			Ohio State at Oregon	7:30 p.m.	NBC
			Minnesota at UCLA	9 p.m.	Big Ten Network
			<u>FRIDAY, OCT. 18</u>		
			Oregon at Purdue	8 p.m.	FOX
			<u>SATURDAY, OCT. 19</u>		
			Nebraska at Indiana (HC)	12 p.m.	FOX
			Wisconsin at Northwestern	12 p.m.	Big Ten Network
			UCLA at Rutgers (HC)	12 p.m.	FS1
			Michigan at Illinois	3:30 p.m.	CBS
			USC at Maryland (HC)	4 p.m.	FS1
			Iowa at Michigan State (HC)	7:30 p.m.	NBC
			<u>FRIDAY, OCT. 25</u>		
			Rutgers at USC	11 p.m.	FOX
			<u>SATURDAY, OCT. 26</u>		
			Washington at Indiana	12 p.m.	Big Ten Network
			Nebraska at Ohio State (HC)	12 p.m.	FOX
			Northwestern at Iowa (HC)	3:30 p.m.	Big Ten Network
			Maryland at Minnesota (HC)	3:30 p.m.	FS1
			Illinois at Oregon (HC)	3:30 p.m.	CBS
			Michigan State at Michigan	7:30 p.m.	Big Ten Network
			Penn State at Wisconsin (HC)	7:30 p.m.	NBC
			<u>SATURDAY, NOV. 2</u>		
			Minnesota at Illinois	12 p.m.	FS1
			Ohio State at Penn State	12 p.m.	FOX
			Northwestern at Purdue	12 p.m.	Big Ten Network
			Oregon at Michigan	3:30 p.m.	CBS
			Indiana at Michigan State	3:30 p.m.	Peacock
			UCLA at Nebraska	3:30 p.m.	Big Ten Network
			Wisconsin at Iowa	7:30 p.m.	NBC
			USC at Washington (HC)	7:30 p.m.	Big Ten Network

BIG LIFE. BIG STAGE. BIG TEN.

Through the Big Ten's new media agreements with BTN, CBS, FOX and NBC/Peacock, more than 2,000 Big Ten events are produced and distributed nationally and globally on an annual basis.

2024 COMPOSITE FOOTBALL SCHEDULE (cont.)

FRIDAY, NOV. 8

Iowa at UCLA 9 p.m. FOX

SATURDAY, NOV. 9

Purdue at Ohio State 12 p.m. FOX
 Minnesota at Rutgers 12 p.m. NBC
 Michigan at Indiana 3:30 p.m. CBS
 Maryland at Oregon 7 p.m. Big Ten Network
 Washington at Penn State 8 p.m. Peacock

FRIDAY, NOV. 15

UCLA at Washington 9 p.m. FOX

SATURDAY, NOV. 16

Ohio State at Northwestern (HC) [3] 12 p.m. Big Ten Network
 Michigan State at Illinois 2:30 p.m. FS1
 Penn State at Purdue 3:30 p.m. CBS
 Nebraska at USC (HC) 4 p.m. FOX
 Rutgers at Maryland 6 p.m. FS1
 Oregon at Wisconsin 7:30 p.m. NBC

FRIDAY, NOV. 22

Purdue at Michigan State 8 p.m. FOX

SATURDAY, NOV. 23

Iowa at Maryland 12 p.m. Big Ten Network
 Indiana at Ohio State 12 p.m. FOX
 Illinois at Rutgers 12 p.m. Peacock
 Northwestern at Michigan 3:30 p.m. FS1
 Penn State at Minnesota 3:30 p.m. CBS
 Wisconsin at Nebraska 3:30 p.m. Big Ten Network
 USC at UCLA 10:30 p.m. NBC

FRIDAY, NOV. 29

Minnesota at Wisconsin 12 p.m. CBS
 Nebraska at Iowa 7:30 p.m. NBC

SATURDAY, NOV. 30

Illinois at Northwestern 12 p.m. Big Ten Network
 Michigan at Ohio State 12 p.m. FOX
 Rutgers at Michigan State 3:30 p.m. FS1
 Maryland at Penn State 3:30 p.m. Big Ten Network
 Fresno State at UCLA 3:30 p.m. Big Ten Network
 Purdue at Indiana
 Washington at Oregon
 Notre Dame at USC

SATURDAY, DEC. 7

Big Ten Football Championship Game [4] 8 p.m. CBS

[1] Allegiate Stadium (Las Vegas, Nev.)

[2] Lumen Field (Seattle, Wash.)

[3] Wrigley Field (Chicago, Ill.)

[4] Lucas Oil Stadium (Indianapolis, Ind.)

Dates subject to change... All times Eastern

BIG TEN FOOTBALL MEDIA CONTACTS

Illinois

Brett Moore btmoore3@illinois.edu

Indiana

Jeff Keag jkeag@iu.edu
 Greg Campbell campbeg@iu.edu

Iowa

Matt Weitzel matthew-weitzel@uiowa.edu
 James Allan james-allan@uiowa.edu

Maryland

Dustin Semonavick dustin@umd.edu
 Alyssa Muir amuir@umd.edu

Michigan

David Ablauf dablauf@umich.edu
 Chad Shepard shepchad@umich.edu

Michigan State

Ben Phlegar phlegarb@ath.msu.edu

Minnesota

Paul Rovnak psrovnak@umn.edu
 Karl Anderson kganders@umn.edu

Nebraska

Keith Mann kmann@huskers.com

Northwestern

Zach Wingrove zachary.wingrove@northwestern.edu

Ohio State

Jerry Emig emig.2@osu.edu
 Mike Basford basford.16@osu.edu

Oregon

Nate Krueger nkrueger@uoregon.edu
 Todd Miles miles@uoregon.edu

Penn State

Greg Kincaid grk5016@psu.edu

Purdue

Adam Kuffner kuffner@purdue.edu
 Patrick Crawford pcrawf@purdue.edu

Rutgers

Jimmy Gill jgill@scarletknights.com

UCLA

Andrew Sinatra asinatra@athletics.ucla.edu

USC

Katie Ryan katierya@usc.edu

Washington

Jeff Bechtold bechtold@uw.edu
 Hailee Roe hroe2@uw.edu

Wisconsin

Patrick Herb PAH@athletics.wisc.edu
 Nate Jelinek NJJ@athletics.wisc.edu

BIG



BIG LIFE. BIG STAGE. BIG TEN.

Big Ten institutions support more than 11,000 participation opportunities on 350 teams in 42 different sports.



2024-25 Big Ten Football
Standings
All games

Team	Overall	Pct.	Conference	Pct.	PF	PA	Home	Away	Neut.	Streak
Oregon	11-0	1.000	8-0	1.000	373	173	6-0	5-0	0-0	W 11
Indiana	10-0	1.000	7-0	1.000	439	138	7-0	3-0	0-0	W 10
Penn St.	9-1	.900	6-1	.857	330	136	5-1	4-0	0-0	W 2
Ohio St.	9-1	.900	6-1	.857	378	103	6-0	3-1	0-0	W 4
Illinois	7-3	.700	4-3	.571	271	206	6-1	1-2	0-0	W 1
Minnesota	6-4	.600	4-3	.571	267	177	4-2	2-2	0-0	L 1
Iowa	6-4	.600	4-3	.571	294	182	5-1	1-3	0-0	L 1
Washington	6-5	.545	4-4	.500	249	225	6-0	0-4	0-1	W 1
Rutgers	6-4	.600	3-4	.429	263	234	4-2	2-2	0-0	W 2
Wisconsin	5-5	.500	3-4	.429	239	209	3-3	2-2	0-0	L 3
Michigan	5-5	.500	3-4	.429	204	230	5-2	0-3	0-0	L 2
Southern California	5-5	.500	3-5	.375	303	220	4-1	0-4	1-0	W 1
UCLA	4-6	.400	3-5	.375	188	271	1-3	3-3	0-0	L 1
Nebraska	5-5	.500	2-5	.286	232	200	4-2	1-3	0-0	L 4
Michigan St.	4-6	.400	2-5	.286	194	255	3-2	1-4	0-0	L 3
Northwestern	4-6	.400	2-5	.286	180	228	2-4	2-2	0-0	L 1
Maryland	4-6	.400	1-6	.143	264	292	3-3	1-3	0-0	L 3
Purdue	1-9	.100	0-7	.000	172	389	1-5	0-4	0-0	L 9



2024-25 Big Ten Football
Team Highs
All games

POINTS	77	Indiana vs Western Ill. (09/06/2024)
POINTS SCORED KICKING	20	Michigan St. vs Iowa (10/19/2024)
TOUCHDOWNS	11	Indiana vs Western Ill. (09/06/2024)
TOTAL OFFENSE YARDS	718	Penn St. vs Kent St. (09/21/2024)
TOTAL OFFENSE PLAYS	89	Rutgers at Southern California (10/25/2024)
TOTAL OFFENSE YARDS/PLAY	10.3	Indiana vs Western Ill. (09/06/2024)
RUSHING YARDS	329	Iowa vs Wisconsin (11/02/2024)
	329	Rutgers vs Howard (08/29/2024)
RUSHING ATTEMPTS	54	Iowa vs Wisconsin (11/02/2024)
YARDS PER RUSH	9.0	Ohio St. vs Marshall (09/21/2024)
RUSHING TDS	7	Indiana vs Western Ill. (09/06/2024)
LONGEST RUSH	86	Ohio St. vs Marshall (09/21/2024)
PASSING YARDS	410	Ohio St. vs Western Mich. (09/07/2024)
PASSING ATTEMPTS	57	Maryland vs Rutgers (11/16/2024)
PASSING TDS	5	Penn St. vs Kent St. (09/21/2024)
LONGEST PASS	77	Michigan St. at Maryland (09/07/2024)
PASSES COMPLETED	41	Oregon vs Idaho (08/31/2024)
HAD INTERCEPTED	3	Southern California at Washington (11/02/2024)
	3	Nebraska at Indiana (10/19/2024)
	3	UCLA vs Minnesota (10/12/2024)
	3	Penn St. at Southern California (10/12/2024)
	3	Michigan St. at Boston College (09/21/2024)
	3	Michigan vs Arkansas St. (09/14/2024)
PASS COMPLETION PCT	90.5	Indiana vs Western Ill. (09/06/2024)
PASSING YARDS/ATTEMPT	18.0	Indiana vs Western Ill. (09/06/2024)
YARDS PER CATCH	20.6	Iowa at UCLA (11/08/2024)
FIELD GOAL ATTEMPTS	7	Michigan St. vs Iowa (10/19/2024)
FIELD GOALS MADE	6	Michigan St. vs Iowa (10/19/2024)
LONGEST FIELD GOAL	59	Illinois vs Central Mich. (09/14/2024)



2024-25 Big Ten Football
Team Highs
All games

FIELD GOAL PCT	
100.0	Wisconsin vs Oregon (11/16/2024)
100.0	Oregon at Wisconsin (11/16/2024)
100.0	Rutgers at Maryland (11/16/2024)
100.0	Nebraska at Southern California (11/16/2024)
100.0	Michigan St. at Illinois (11/16/2024)
100.0	Illinois vs Michigan St. (11/16/2024)
100.0	Ohio St. at Northwestern (11/16/2024)
100.0	Washington vs UCLA (11/15/2024)
100.0	Maryland at Oregon (11/09/2024)
100.0	Oregon vs Maryland (11/09/2024)
100.0	Michigan at Indiana (11/09/2024)
100.0	Indiana vs Michigan (11/09/2024)
100.0	Ohio St. vs Purdue (11/09/2024)
100.0	Minnesota at Rutgers (11/09/2024)
100.0	Rutgers vs Minnesota (11/09/2024)
100.0	Iowa at UCLA (11/08/2024)
100.0	Wisconsin at Iowa (11/02/2024)
100.0	Washington vs Southern California (11/02/2024)
100.0	Indiana at Michigan St. (11/02/2024)
100.0	Michigan St. vs Indiana (11/02/2024)
100.0	Oregon at Michigan (11/02/2024)
100.0	Michigan vs Oregon (11/02/2024)
100.0	UCLA at Nebraska (11/02/2024)
100.0	Northwestern at Purdue (11/02/2024)
100.0	Purdue vs Northwestern (11/02/2024)
100.0	Penn St. vs Ohio St. (11/02/2024)
100.0	Ohio St. at Penn St. (11/02/2024)
100.0	Minnesota at Illinois (11/02/2024)
100.0	Michigan vs Michigan St. (10/26/2024)
100.0	Wisconsin vs Penn St. (10/26/2024)
100.0	Iowa vs Northwestern (10/26/2024)
100.0	Minnesota vs Maryland (10/26/2024)
100.0	Maryland at Minnesota (10/26/2024)
100.0	Oregon vs Illinois (10/26/2024)
100.0	Illinois at Oregon (10/26/2024)
100.0	Nebraska at Ohio St. (10/26/2024)
100.0	Washington at Indiana (10/26/2024)
100.0	Indiana vs Washington (10/26/2024)
100.0	Rutgers at Southern California (10/25/2024)
100.0	Rutgers vs UCLA (10/19/2024)
100.0	UCLA vs Minnesota (10/12/2024)
100.0	Ohio St. at Oregon (10/12/2024)
100.0	Illinois vs Purdue (10/12/2024)
100.0	Purdue at Illinois (10/12/2024)
100.0	Penn St. at Southern California (10/12/2024)
100.0	Iowa vs Washington (10/12/2024)
100.0	Northwestern at Maryland (10/11/2024)
100.0	Minnesota vs Southern California (10/05/2024)
100.0	Michigan at Washington (10/05/2024)
100.0	Indiana at Northwestern (10/05/2024)
100.0	Northwestern vs Indiana (10/05/2024)
100.0	UCLA at Penn St. (10/05/2024)
100.0	Penn St. vs UCLA (10/05/2024)
100.0	Purdue at Wisconsin (10/05/2024)
100.0	Wisconsin vs Purdue (10/05/2024)
100.0	Oregon vs Michigan St. (10/04/2024)



**2024-25 Big Ten Football
Team Highs
All games**

PAT KICKS ATTEMPTED	11	Indiana vs Western Ill. (09/06/2024)
PAT KICKS MADE	11	Indiana vs Western Ill. (09/06/2024)



2024-25 Big Ten Football
Team Highs
All games

PAT KICKS PCT	
100.0	Wisconsin vs Oregon (11/16/2024)
100.0	Oregon at Wisconsin (11/16/2024)
100.0	Maryland vs Rutgers (11/16/2024)
100.0	Rutgers at Maryland (11/16/2024)
100.0	Southern California vs Nebraska (11/16/2024)
100.0	Nebraska at Southern California (11/16/2024)
100.0	Purdue vs Penn St. (11/16/2024)
100.0	Penn St. at Purdue (11/16/2024)
100.0	Illinois vs Michigan St. (11/16/2024)
100.0	Northwestern vs Ohio St. (11/16/2024)
100.0	Ohio St. at Northwestern (11/16/2024)
100.0	Washington vs UCLA (11/15/2024)
100.0	UCLA at Washington (11/15/2024)
100.0	Penn St. vs Washington (11/09/2024)
100.0	Maryland at Oregon (11/09/2024)
100.0	Oregon vs Maryland (11/09/2024)
100.0	Indiana vs Michigan (11/09/2024)
100.0	Ohio St. vs Purdue (11/09/2024)
100.0	Rutgers vs Minnesota (11/09/2024)
100.0	Iowa at UCLA (11/08/2024)
100.0	UCLA vs Iowa (11/08/2024)
100.0	Wisconsin at Iowa (11/02/2024)
100.0	Iowa vs Wisconsin (11/02/2024)
100.0	Southern California at Washington (11/02/2024)
100.0	Washington vs Southern California (11/02/2024)
100.0	Indiana at Michigan St. (11/02/2024)
100.0	Michigan St. vs Indiana (11/02/2024)
100.0	Oregon at Michigan (11/02/2024)
100.0	Michigan vs Oregon (11/02/2024)
100.0	UCLA at Nebraska (11/02/2024)
100.0	Northwestern at Purdue (11/02/2024)
100.0	Purdue vs Northwestern (11/02/2024)
100.0	Penn St. vs Ohio St. (11/02/2024)
100.0	Ohio St. at Penn St. (11/02/2024)
100.0	Minnesota at Illinois (11/02/2024)
100.0	Illinois vs Minnesota (11/02/2024)
100.0	Michigan St. at Michigan (10/26/2024)
100.0	Michigan vs Michigan St. (10/26/2024)
100.0	Penn St. at Wisconsin (10/26/2024)
100.0	Wisconsin vs Penn St. (10/26/2024)
100.0	Iowa vs Northwestern (10/26/2024)
100.0	Northwestern at Iowa (10/26/2024)
100.0	Minnesota vs Maryland (10/26/2024)
100.0	Maryland at Minnesota (10/26/2024)
100.0	Oregon vs Illinois (10/26/2024)
100.0	Ohio St. vs Nebraska (10/26/2024)
100.0	Washington at Indiana (10/26/2024)
100.0	Indiana vs Washington (10/26/2024)
100.0	Southern California vs Rutgers (10/25/2024)
100.0	Iowa at Michigan St. (10/19/2024)
100.0	Michigan St. vs Iowa (10/19/2024)
100.0	Southern California at Maryland (10/19/2024)
100.0	Maryland vs Southern California (10/19/2024)
100.0	Michigan at Illinois (10/19/2024)
100.0	Illinois vs Michigan (10/19/2024)
100.0	Rutgers vs UCLA (10/19/2024)



**2024-25 Big Ten Football
Team Highs
All games**

2 POINTS PATS MADE	2	Purdue at Illinois (10/12/2024)
PUNTS	10	Purdue vs Notre Dame (09/14/2024)
LONGEST PUNT	74	Wisconsin at Southern California (09/28/2024)
YARDS PUNTED	428	Purdue vs Notre Dame (09/14/2024)
PUNTING AVG	57.0	Iowa vs Washington (10/12/2024)
PUNT RETURNS	6	Illinois vs Michigan St. (11/16/2024)
	6	Iowa vs Illinois St. (08/31/2024)
PUNT RETURN YARDS	111	Iowa vs Northwestern (10/26/2024)
PUNT RETURN AVG	54.5	Oregon vs Boise St. (09/07/2024)
LONGEST PUNT RETURN	85	Iowa vs Northwestern (10/26/2024)
	85	Oregon vs Boise St. (09/07/2024)
KICK RETURN	6	Southern California at Washington (11/02/2024)
	6	Iowa at Michigan St. (10/19/2024)
	6	Nebraska at Indiana (10/19/2024)
KICK RETURN YARDS	161	Northwestern at Washington (09/21/2024)
KICK RETURN AVERAGE	60.0	Oregon vs Boise St. (09/07/2024)
LONGEST KICK RETURN	100	Oregon vs Boise St. (09/07/2024)
KICK RETURN TDS	1	Oregon vs Boise St. (09/07/2024)
INTERCEPTIONS	3	Washington vs Southern California (11/02/2024)
	3	Indiana vs Nebraska (10/19/2024)
	3	Minnesota at UCLA (10/12/2024)
	3	Southern California vs Penn St. (10/12/2024)
	3	Minnesota vs Nevada (09/14/2024)
	3	Illinois vs Kansas (09/07/2024)
	3	Minnesota vs Rhode Island (09/07/2024)
INTERCEPTION RETURN YARDS	100	Michigan St. vs Prairie View (09/14/2024)
INTERCEPTION RETURN AVERAGE	100.0	Michigan St. vs Prairie View (09/14/2024)
LONGEST INTERCEPTION RETURN	100	Michigan St. vs Prairie View (09/14/2024)
INTERCEPTION RETURN TDS	1	Nebraska at Southern California (11/16/2024)
	1	UCLA at Nebraska (11/02/2024)
	1	Penn St. vs Ohio St. (11/02/2024)
	1	Penn St. at Wisconsin (10/26/2024)
	1	Northwestern at Iowa (10/26/2024)
	1	Minnesota vs Maryland (10/26/2024)
	1	Indiana vs Washington (10/26/2024)
	1	UCLA vs Oregon (09/28/2024)
	1	Southern California vs Wisconsin (09/28/2024)
	1	Nebraska at Purdue (09/28/2024)
	1	Michigan vs Southern California (09/21/2024)
	1	Michigan St. vs Prairie View (09/14/2024)
	1	Iowa vs Troy (09/14/2024)
	1	Nebraska vs Colorado (09/07/2024)
	1	Illinois vs Kansas (09/07/2024)
	1	Minnesota vs Rhode Island (09/07/2024)
	1	Indiana vs Western Ill. (09/06/2024)
	1	Michigan vs Fresno St. (08/31/2024)
	1	Ohio St. vs Akron (08/31/2024)
	1	Rutgers vs Howard (08/29/2024)
FUMBLES LOST	3	Maryland vs Northwestern (10/11/2024)
FUMBLES RECOVERED	3	Northwestern at Maryland (10/11/2024)
SACKED BY OPP	7	Michigan St. vs Indiana (11/02/2024)
	7	Illinois at Penn St. (09/28/2024)
QB SACKS	6	UCLA at Washington (11/15/2024)
	6	Purdue vs Oregon (10/18/2024)
	6	Illinois at Nebraska (09/20/2024)
TURNOVERS COMMITTED	5	Nebraska at Indiana (10/19/2024)



2024-25 Big Ten Football
Team Highs
All games

TURNOVERS CAUSED	5	Indiana vs Nebraska (10/19/2024)
KICKS BLOCKED	2	Michigan St. vs Indiana (11/02/2024)
	2	Nebraska vs Rutgers (10/05/2024)
	2	Nebraska at Purdue (09/28/2024)
	2	Washington vs Eastern Mich. (09/07/2024)
FIRST DOWNS	19	Penn St. vs Kent St. (09/21/2024)
1ST DOWN RUSHING	21	Rutgers vs Howard (08/29/2024)
1ST DOWN PASSING	24	Oregon vs Idaho (08/31/2024)
1ST DOWN BY PENALTY	8	Nebraska at Purdue (09/28/2024)
PENALTIES	16	Washington vs Washington St. (N) (09/14/2024)
PENALTIES YARDS	165	Purdue vs Nebraska (09/28/2024)



**2024-25 Big Ten Football
Opponent Highs
All games**

POINTS	66	Purdue vs Notre Dame (09/14/2024)
POINTS SCORED KICKING	20	Iowa at Michigan St. (10/19/2024)
TOUCHDOWNS	9	Purdue vs Notre Dame (09/14/2024)
TOTAL OFFENSE YARDS	589	Purdue at Wisconsin (10/05/2024)
TOTAL OFFENSE PLAYS	89	Southern California vs Rutgers (10/25/2024)
TOTAL OFFENSE YARDS/PLAY	9.2	Illinois vs Purdue (10/12/2024)
RUSHING YARDS	362	Purdue vs Notre Dame (09/14/2024)
RUSHING ATTEMPTS	57	Purdue at Oregon St. (09/21/2024)
YARDS PER RUSH	8.2	Purdue vs Notre Dame (09/14/2024)
RUSHING TDS	6	Purdue vs Notre Dame (09/14/2024)
LONGEST RUSH	78	Washington at Penn St. (11/09/2024)
PASSING YARDS	400	Southern California vs Penn St. (10/12/2024)
PASSING ATTEMPTS	57	Rutgers at Maryland (11/16/2024)
PASSING TDS	4	Purdue vs Penn St. (11/16/2024)
	4	Michigan St. vs Indiana (11/02/2024)
	4	Maryland at Minnesota (10/26/2024)
	4	Rutgers vs UCLA (10/19/2024)
	4	Iowa at Ohio St. (10/05/2024)
	4	Nebraska vs Illinois (09/20/2024)
	4	UCLA vs Indiana (09/14/2024)
LONGEST PASS	77	Maryland vs Michigan St. (09/07/2024)
PASSES COMPLETED	39	Southern California at Maryland (10/19/2024)
HAD INTERCEPTED	3	Washington vs Southern California (11/02/2024)
	3	Indiana vs Nebraska (10/19/2024)
	3	Minnesota at UCLA (10/12/2024)
	3	Southern California vs Penn St. (10/12/2024)
	3	Minnesota vs Nevada (09/14/2024)
	3	Illinois vs Kansas (09/07/2024)
	3	Minnesota vs Rhode Island (09/07/2024)
PASS COMPLETION PCT	84.2	Rutgers vs UCLA (10/19/2024)
PASSING YARDS/ATTEMPT	13.8	Nebraska at Ohio St. (10/26/2024)
YARDS PER CATCH	20.6	UCLA vs Iowa (11/08/2024)
FIELD GOAL ATTEMPTS	7	Iowa at Michigan St. (10/19/2024)
FIELD GOALS MADE	6	Iowa at Michigan St. (10/19/2024)
LONGEST FIELD GOAL	57	Iowa at UCLA (11/08/2024)
	57	Washington vs Eastern Mich. (09/07/2024)



2024-25 Big Ten Football
Opponent Highs
All games

FIELD GOAL PCT	
100.0	Oregon at Wisconsin (11/16/2024)
100.0	Wisconsin vs Oregon (11/16/2024)
100.0	Maryland vs Rutgers (11/16/2024)
100.0	Southern California vs Nebraska (11/16/2024)
100.0	Illinois vs Michigan St. (11/16/2024)
100.0	Michigan St. at Illinois (11/16/2024)
100.0	Northwestern vs Ohio St. (11/16/2024)
100.0	UCLA at Washington (11/15/2024)
100.0	Oregon vs Maryland (11/09/2024)
100.0	Maryland at Oregon (11/09/2024)
100.0	Indiana vs Michigan (11/09/2024)
100.0	Michigan at Indiana (11/09/2024)
100.0	Purdue at Ohio St. (11/09/2024)
100.0	Rutgers vs Minnesota (11/09/2024)
100.0	Minnesota at Rutgers (11/09/2024)
100.0	UCLA vs Iowa (11/08/2024)
100.0	Iowa vs Wisconsin (11/02/2024)
100.0	Southern California at Washington (11/02/2024)
100.0	Michigan St. vs Indiana (11/02/2024)
100.0	Indiana at Michigan St. (11/02/2024)
100.0	Michigan vs Oregon (11/02/2024)
100.0	Oregon at Michigan (11/02/2024)
100.0	Nebraska vs UCLA (11/02/2024)
100.0	Purdue vs Northwestern (11/02/2024)
100.0	Northwestern at Purdue (11/02/2024)
100.0	Ohio St. at Penn St. (11/02/2024)
100.0	Penn St. vs Ohio St. (11/02/2024)
100.0	Illinois vs Minnesota (11/02/2024)
100.0	Michigan St. at Michigan (10/26/2024)
100.0	Penn St. at Wisconsin (10/26/2024)
100.0	Northwestern at Iowa (10/26/2024)
100.0	Maryland at Minnesota (10/26/2024)
100.0	Minnesota vs Maryland (10/26/2024)
100.0	Illinois at Oregon (10/26/2024)
100.0	Oregon vs Illinois (10/26/2024)
100.0	Ohio St. vs Nebraska (10/26/2024)
100.0	Indiana vs Washington (10/26/2024)
100.0	Washington at Indiana (10/26/2024)
100.0	Southern California vs Rutgers (10/25/2024)
100.0	UCLA at Rutgers (10/19/2024)
100.0	Minnesota at UCLA (10/12/2024)
100.0	Oregon vs Ohio St. (10/12/2024)
100.0	Purdue at Illinois (10/12/2024)
100.0	Illinois vs Purdue (10/12/2024)
100.0	Southern California vs Penn St. (10/12/2024)
100.0	Washington at Iowa (10/12/2024)
100.0	Maryland vs Northwestern (10/11/2024)
100.0	Southern California at Minnesota (10/05/2024)
100.0	Washington vs Michigan (10/05/2024)
100.0	Northwestern vs Indiana (10/05/2024)
100.0	Indiana at Northwestern (10/05/2024)
100.0	Penn St. vs UCLA (10/05/2024)
100.0	UCLA at Penn St. (10/05/2024)
100.0	Wisconsin vs Purdue (10/05/2024)
100.0	Purdue at Wisconsin (10/05/2024)
100.0	Michigan St. at Oregon (10/04/2024)



**2024-25 Big Ten Football
Opponent Highs
All games**

PAT KICKS ATTEMPTED	9	Purdue vs Notre Dame (09/14/2024)
PAT KICKS MADE	9	Purdue vs Notre Dame (09/14/2024)



2024-25 Big Ten Football
Opponent Highs
All games

PAT KICKS PCT	
100.0	Oregon at Wisconsin (11/16/2024)
100.0	Wisconsin vs Oregon (11/16/2024)
100.0	Rutgers at Maryland (11/16/2024)
100.0	Maryland vs Rutgers (11/16/2024)
100.0	Nebraska at Southern California (11/16/2024)
100.0	Southern California vs Nebraska (11/16/2024)
100.0	Penn St. at Purdue (11/16/2024)
100.0	Purdue vs Penn St. (11/16/2024)
100.0	Michigan St. at Illinois (11/16/2024)
100.0	Ohio St. at Northwestern (11/16/2024)
100.0	Northwestern vs Ohio St. (11/16/2024)
100.0	UCLA at Washington (11/15/2024)
100.0	Washington vs UCLA (11/15/2024)
100.0	Washington at Penn St. (11/09/2024)
100.0	Oregon vs Maryland (11/09/2024)
100.0	Maryland at Oregon (11/09/2024)
100.0	Michigan at Indiana (11/09/2024)
100.0	Purdue at Ohio St. (11/09/2024)
100.0	Minnesota at Rutgers (11/09/2024)
100.0	UCLA vs Iowa (11/08/2024)
100.0	Iowa at UCLA (11/08/2024)
100.0	Iowa vs Wisconsin (11/02/2024)
100.0	Wisconsin at Iowa (11/02/2024)
100.0	Washington vs Southern California (11/02/2024)
100.0	Southern California at Washington (11/02/2024)
100.0	Michigan St. vs Indiana (11/02/2024)
100.0	Indiana at Michigan St. (11/02/2024)
100.0	Michigan vs Oregon (11/02/2024)
100.0	Oregon at Michigan (11/02/2024)
100.0	Nebraska vs UCLA (11/02/2024)
100.0	Purdue vs Northwestern (11/02/2024)
100.0	Northwestern at Purdue (11/02/2024)
100.0	Ohio St. at Penn St. (11/02/2024)
100.0	Penn St. vs Ohio St. (11/02/2024)
100.0	Illinois vs Minnesota (11/02/2024)
100.0	Minnesota at Illinois (11/02/2024)
100.0	Michigan vs Michigan St. (10/26/2024)
100.0	Michigan St. at Michigan (10/26/2024)
100.0	Wisconsin vs Penn St. (10/26/2024)
100.0	Penn St. at Wisconsin (10/26/2024)
100.0	Northwestern at Iowa (10/26/2024)
100.0	Iowa vs Northwestern (10/26/2024)
100.0	Maryland at Minnesota (10/26/2024)
100.0	Minnesota vs Maryland (10/26/2024)
100.0	Illinois at Oregon (10/26/2024)
100.0	Nebraska at Ohio St. (10/26/2024)
100.0	Indiana vs Washington (10/26/2024)
100.0	Washington at Indiana (10/26/2024)
100.0	Rutgers at Southern California (10/25/2024)
100.0	Michigan St. vs Iowa (10/19/2024)
100.0	Iowa at Michigan St. (10/19/2024)
100.0	Maryland vs Southern California (10/19/2024)
100.0	Southern California at Maryland (10/19/2024)
100.0	Illinois vs Michigan (10/19/2024)
100.0	Michigan at Illinois (10/19/2024)
100.0	UCLA at Rutgers (10/19/2024)



2024-25 Big Ten Football
Opponent Highs
All games

2 POINTS PATS MADE	2	Illinois vs Purdue (10/12/2024)
	2	Rutgers at Virginia Tech (09/21/2024)
PUNTS	11	Ohio St. vs Western Mich. (09/07/2024)
LONGEST PUNT	74	Southern California vs Wisconsin (09/28/2024)
YARDS PUNTED	447	Ohio St. vs Western Mich. (09/07/2024)
PUNTING AVG	57.0	Washington at Iowa (10/12/2024)
PUNT RETURNS	6	Michigan St. at Illinois (11/16/2024)
PUNT RETURN YARDS	111	Northwestern at Iowa (10/26/2024)
PUNT RETURN AVG	77.0	Iowa vs Troy (09/14/2024)
LONGEST PUNT RETURN	85	Northwestern at Iowa (10/26/2024)
KICK RETURN	6	Washington vs Southern California (11/02/2024)
	6	Michigan St. vs Iowa (10/19/2024)
	6	Indiana vs Nebraska (10/19/2024)
	6	Indiana vs Charlotte (09/21/2024)
KICK RETURN YARDS	161	Washington vs Northwestern (09/21/2024)
KICK RETURN AVERAGE	46.0	Southern California vs Wisconsin (09/28/2024)
LONGEST KICK RETURN	96	Washington vs Northwestern (09/21/2024)



2024-25 Big Ten Football
Opponent Highs
All games

KICK RETURN TDS	
	0 Oregon at Wisconsin (11/16/2024)
	0 Wisconsin vs Oregon (11/16/2024)
	0 Rutgers at Maryland (11/16/2024)
	0 Maryland vs Rutgers (11/16/2024)
	0 Nebraska at Southern California (11/16/2024)
	0 Southern California vs Nebraska (11/16/2024)
	0 Penn St. at Purdue (11/16/2024)
	0 Purdue vs Penn St. (11/16/2024)
	0 Illinois vs Michigan St. (11/16/2024)
	0 Michigan St. at Illinois (11/16/2024)
	0 Ohio St. at Northwestern (11/16/2024)
	0 Northwestern vs Ohio St. (11/16/2024)
	0 UCLA at Washington (11/15/2024)
	0 Washington vs UCLA (11/15/2024)
	0 Penn St. vs Washington (11/09/2024)
	0 Washington at Penn St. (11/09/2024)
	0 Oregon vs Maryland (11/09/2024)
	0 Maryland at Oregon (11/09/2024)
	0 Indiana vs Michigan (11/09/2024)
	0 Michigan at Indiana (11/09/2024)
	0 Purdue at Ohio St. (11/09/2024)
	0 Rutgers vs Minnesota (11/09/2024)
	0 Minnesota at Rutgers (11/09/2024)
	0 Ohio St. vs Purdue (11/09/2024)
	0 UCLA vs Iowa (11/08/2024)
	0 Iowa at UCLA (11/08/2024)
	0 Iowa vs Wisconsin (11/02/2024)
	0 Wisconsin at Iowa (11/02/2024)
	0 Washington vs Southern California (11/02/2024)
	0 Southern California at Washington (11/02/2024)
	0 Michigan St. vs Indiana (11/02/2024)
	0 Indiana at Michigan St. (11/02/2024)
	0 Michigan vs Oregon (11/02/2024)
	0 Oregon at Michigan (11/02/2024)
	0 Nebraska vs UCLA (11/02/2024)
	0 UCLA at Nebraska (11/02/2024)
	0 Purdue vs Northwestern (11/02/2024)
	0 Northwestern at Purdue (11/02/2024)
	0 Ohio St. at Penn St. (11/02/2024)
	0 Penn St. vs Ohio St. (11/02/2024)
	0 Illinois vs Minnesota (11/02/2024)
	0 Minnesota at Illinois (11/02/2024)
	0 Michigan vs Michigan St. (10/26/2024)
	0 Michigan St. at Michigan (10/26/2024)
	0 Wisconsin vs Penn St. (10/26/2024)
	0 Penn St. at Wisconsin (10/26/2024)
	0 Northwestern at Iowa (10/26/2024)
	0 Iowa vs Northwestern (10/26/2024)
	0 Maryland at Minnesota (10/26/2024)
	0 Minnesota vs Maryland (10/26/2024)
	0 Illinois at Oregon (10/26/2024)
	0 Oregon vs Illinois (10/26/2024)
	0 Ohio St. vs Nebraska (10/26/2024)
	0 Nebraska at Ohio St. (10/26/2024)
	0 Indiana vs Washington (10/26/2024)
	0 Washington at Indiana (10/26/2024)



**2024-25 Big Ten Football
Opponent Highs
All games**

INTERCEPTIONS	3	Southern California at Washington (11/02/2024)
	3	Nebraska at Indiana (10/19/2024)
	3	UCLA vs Minnesota (10/12/2024)
	3	Penn St. at Southern California (10/12/2024)
	3	Michigan St. at Boston College (09/21/2024)
	3	Michigan vs Arkansas St. (09/14/2024)
INTERCEPTION RETURN YARDS	96	Oregon at UCLA (09/28/2024)
INTERCEPTION RETURN AVERAGE	96.0	Oregon at UCLA (09/28/2024)
LONGEST INTERCEPTION RETURN	96	Oregon at UCLA (09/28/2024)
INTERCEPTION RETURN TDS	1	Southern California vs Nebraska (11/16/2024)
	1	Nebraska vs UCLA (11/02/2024)
	1	Ohio St. at Penn St. (11/02/2024)
	1	Wisconsin vs Penn St. (10/26/2024)
	1	Iowa vs Northwestern (10/26/2024)
	1	Maryland at Minnesota (10/26/2024)
	1	Washington at Indiana (10/26/2024)
	1	Oregon at UCLA (09/28/2024)
	1	Wisconsin at Southern California (09/28/2024)
	1	Purdue vs Nebraska (09/28/2024)
	1	Purdue at Oregon St. (09/21/2024)
	1	Southern California at Michigan (09/21/2024)
	1	Purdue vs Notre Dame (09/14/2024)
FUMBLES LOST	3	Northwestern at Maryland (10/11/2024)
FUMBLES RECOVERED	3	Maryland vs Northwestern (10/11/2024)
SACKED BY OPP	7	Michigan St. vs Indiana (11/02/2024)
	7	Illinois at Penn St. (09/28/2024)
QB SACKS	7	Michigan St. vs Fla. Atlantic (08/30/2024)
TURNOVERS COMMITTED	5	Indiana vs Nebraska (10/19/2024)
TURNOVERS CAUSED	5	Indiana vs Nebraska (10/19/2024)
KICKS BLOCKED	2	Indiana at Michigan St. (11/02/2024)
	2	Rutgers at Nebraska (10/05/2024)
	2	Purdue vs Nebraska (09/28/2024)
FIRST DOWNS	15	Rutgers at Southern California (10/25/2024)
1ST DOWN RUSHING	20	Purdue at Oregon St. (09/21/2024)
1ST DOWN PASSING	21	Southern California vs Penn St. (10/12/2024)
1ST DOWN BY PENALTY	8	Purdue vs Nebraska (09/28/2024)
PENALTIES	14	UCLA vs Indiana (09/14/2024)
PENALTIES YARDS	165	Nebraska at Purdue (09/28/2024)



2024-25 Big Ten Football
Team Lows
All games

TOTAL OFFENSE YARDS	112	Northwestern at Washington (09/21/2024)
TOTAL OFFENSE YARDS/PLAY	2.1	Northwestern at Washington (09/21/2024)
RUSHING YARDS	-36	Michigan St. vs Indiana (11/02/2024)
RUSHING ATTEMPTS	19	Minnesota at Rutgers (11/09/2024)
YARDS PER RUSH	-1.1	Michigan St. vs Indiana (11/02/2024)
LONGEST RUSH	8	Michigan at Indiana (11/09/2024)
PASSING ATTEMPTS	10	Iowa vs Wisconsin (11/02/2024)
PASSING YARDS	32	Michigan vs Southern California (09/21/2024)
YARDS PER COMPLETION	4.6	Michigan vs Southern California (09/21/2024)
PASSES COMPLETED	7	Iowa vs Wisconsin (11/02/2024)
	7	Purdue at Oregon St. (09/21/2024)
	7	Michigan vs Southern California (09/21/2024)
PASS COMPLETION PCT	29.6	Northwestern at Washington (09/21/2024)
LONGEST PASS	10	Michigan vs Southern California (09/21/2024)
FIRST DOWNS	0	Michigan at Washington (10/05/2024)
1ST DOWN RUSHING	1	Purdue vs Northwestern (11/02/2024)
1ST DOWN PASSING	0	Michigan vs Southern California (09/21/2024)



**2024-25 Big Ten Football
Team Lows
All games**

1ST DOWN BY PENALTY	<ul style="list-style-type: none"> 0 Oregon at Wisconsin (11/16/2024) 0 Penn St. at Purdue (11/16/2024) 0 Michigan St. at Illinois (11/16/2024) 0 Ohio St. at Northwestern (11/16/2024) 0 Ohio St. vs Purdue (11/09/2024) 0 Michigan vs Oregon (11/02/2024) 0 Michigan St. at Michigan (10/26/2024) 0 Wisconsin vs Penn St. (10/26/2024) 0 Oregon vs Illinois (10/26/2024) 0 Washington at Indiana (10/26/2024) 0 Northwestern vs Wisconsin (10/19/2024) 0 Purdue vs Oregon (10/18/2024) 0 Ohio St. at Oregon (10/12/2024) 0 Illinois vs Purdue (10/12/2024) 0 Southern California vs Penn St. (10/12/2024) 0 Rutgers vs Wisconsin (10/12/2024) 0 Northwestern at Maryland (10/11/2024) 0 Iowa at Ohio St. (10/05/2024) 0 Ohio St. vs Iowa (10/05/2024) 0 Nebraska vs Rutgers (10/05/2024) 0 Indiana at Northwestern (10/05/2024) 0 UCLA at Penn St. (10/05/2024) 0 Michigan St. vs Ohio St. (09/28/2024) 0 Purdue vs Nebraska (09/28/2024) 0 Michigan St. at Boston College (09/21/2024) 0 Minnesota vs Iowa (09/21/2024) 0 Michigan vs Southern California (09/21/2024) 0 Southern California at Michigan (09/21/2024) 0 Maryland vs Villanova (09/21/2024) 0 Nebraska vs Illinois (09/20/2024) 0 Maryland at Virginia (09/14/2024) 0 Purdue vs Notre Dame (09/14/2024) 0 Washington vs Washington St. (N) (09/14/2024) 0 Michigan vs Arkansas St. (09/14/2024) 0 Ohio St. vs Western Mich. (09/07/2024) 0 Illinois vs Kansas (09/07/2024) 0 Iowa vs Iowa St. (09/07/2024) 0 Penn St. vs Bowling Green (09/07/2024) 0 Michigan vs Texas (09/07/2024) 0 Oregon vs Idaho (08/31/2024) 0 Indiana vs FIU (08/31/2024) 0 Penn St. at West Virginia (08/31/2024) 0 Purdue vs Indiana St. (08/31/2024)
PENALTIES	<ul style="list-style-type: none"> 0 Purdue at Ohio St. (11/09/2024) 0 Michigan vs Michigan St. (10/26/2024) 0 Iowa vs Troy (09/14/2024)
PENALTIES YARDS	<ul style="list-style-type: none"> 0 Purdue at Ohio St. (11/09/2024) 0 Michigan vs Michigan St. (10/26/2024) 0 Iowa vs Troy (09/14/2024)



**2024-25 Big Ten Football
Opponent Lows
All games**

TOTAL OFFENSE YARDS	66	Penn St. vs Kent St. (09/21/2024)
TOTAL OFFENSE YARDS/PLAY	1.5	Penn St. vs Kent St. (09/21/2024)
RUSHING YARDS	-36	Indiana at Michigan St. (11/02/2024)
RUSHING ATTEMPTS	13	Minnesota vs Rhode Island (09/07/2024)
YARDS PER RUSH	-1.1	Indiana at Michigan St. (11/02/2024)
LONGEST RUSH	6	Minnesota vs Rhode Island (09/07/2024)
PASSING ATTEMPTS	10	Wisconsin at Iowa (11/02/2024)
	10	Purdue vs Indiana St. (08/31/2024)
PASSING YARDS	18	Penn St. vs Kent St. (09/21/2024)
YARDS PER COMPLETION	4.6	Southern California at Michigan (09/21/2024)
PASSES COMPLETED	2	Penn St. vs Kent St. (09/21/2024)
PASS COMPLETION PCT	15.4	Penn St. vs Kent St. (09/21/2024)
LONGEST PASS	10	Southern California at Michigan (09/21/2024)
FIRST DOWNS	0	Washington vs Michigan (10/05/2024)
	0	Illinois vs Eastern Ill. (08/29/2024)
1ST DOWN RUSHING	0	Ohio St. vs Western Mich. (09/07/2024)
1ST DOWN PASSING	0	Southern California at Michigan (09/21/2024)
1ST DOWN BY PENALTY	0	Wisconsin vs Oregon (11/16/2024)
	0	Purdue vs Penn St. (11/16/2024)
	0	Illinois vs Michigan St. (11/16/2024)
	0	Northwestern vs Ohio St. (11/16/2024)
	0	Purdue at Ohio St. (11/09/2024)
	0	Oregon at Michigan (11/02/2024)
	0	Michigan vs Michigan St. (10/26/2024)
	0	Penn St. at Wisconsin (10/26/2024)
	0	Illinois at Oregon (10/26/2024)
	0	Indiana vs Washington (10/26/2024)
	0	Wisconsin at Northwestern (10/19/2024)
	0	Oregon at Purdue (10/18/2024)
	0	Oregon vs Ohio St. (10/12/2024)
	0	Purdue at Illinois (10/12/2024)
	0	Penn St. at Southern California (10/12/2024)
	0	Wisconsin at Rutgers (10/12/2024)
	0	Maryland vs Northwestern (10/11/2024)
	0	Ohio St. vs Iowa (10/05/2024)
	0	Iowa at Ohio St. (10/05/2024)
	0	Rutgers at Nebraska (10/05/2024)
	0	Northwestern vs Indiana (10/05/2024)
	0	Penn St. vs UCLA (10/05/2024)
	0	Ohio St. at Michigan St. (09/28/2024)
	0	Nebraska at Purdue (09/28/2024)
	0	Iowa at Minnesota (09/21/2024)
	0	Southern California at Michigan (09/21/2024)
	0	Michigan vs Southern California (09/21/2024)
	0	Rutgers at Virginia Tech (09/21/2024)
	0	Illinois at Nebraska (09/20/2024)
	0	Iowa vs Troy (09/14/2024)
	0	Wisconsin vs Alabama (09/14/2024)
	0	Southern California vs Utah St. (09/07/2024)
	0	Michigan vs Texas (09/07/2024)
	0	Southern California vs LSU (N) (09/01/2024)
	0	Nebraska vs UTEP (08/31/2024)
	0	Wisconsin vs Western Mich. (08/30/2024)
PENALTIES	0	Ohio St. vs Purdue (11/09/2024)
	0	Michigan St. at Michigan (10/26/2024)



**2024-25 Big Ten Football
Opponent Lows
All games**

PENALTIES YARDS		
	0	Ohio St. vs Purdue (11/09/2024)
	0	Michigan St. at Michigan (10/26/2024)



INDIVIDUAL PLAYER GAME HIGHS

Points scored	
20	Jonathan Kim (Michigan St.) vs Iowa (10/19/2024)
18	Josh McCray (Illinois) vs Michigan St. (11/16/2024)
18	Kaleb Johnson (Iowa) vs Wisconsin (11/02/2024)
18	Kaleb Johnson (Iowa) vs Northwestern (10/26/2024)
18	Woody Marks (Southern California) vs Rutgers (10/25/2024)
18	Kyle Monangai (Rutgers) vs UCLA (10/19/2024)
18	Josh McCray (Illinois) vs Purdue (10/12/2024)
18	Tawee Walker (Wisconsin) at Rutgers (10/12/2024)
18	Kaleb Johnson (Iowa) vs Washington (10/12/2024)
18	Max Brosmer (Minnesota) vs Southern California (10/05/2024)
18	Emeka Egbuka (Ohio St.) vs Iowa (10/05/2024)
18	Tawee Walker (Wisconsin) vs Purdue (10/05/2024)
18	Kaleb Johnson (Iowa) at Minnesota (09/21/2024)
18	Darius Taylor (Minnesota) vs Nevada (09/14/2024)
18	Kyle Monangai (Rutgers) vs Akron (09/07/2024)
18	Jonah Coleman (Washington) vs Weber St. (08/31/2024)
Touchdowns	
3	Josh McCray (Illinois) vs Michigan St. (11/16/2024)
3	Kaleb Johnson (Iowa) vs Wisconsin (11/02/2024)
3	Kaleb Johnson (Iowa) vs Northwestern (10/26/2024)
3	Woody Marks (Southern California) vs Rutgers (10/25/2024)
3	Kyle Monangai (Rutgers) vs UCLA (10/19/2024)
3	Josh McCray (Illinois) vs Purdue (10/12/2024)
3	Tawee Walker (Wisconsin) at Rutgers (10/12/2024)
3	Kaleb Johnson (Iowa) vs Washington (10/12/2024)
3	Max Brosmer (Minnesota) vs Southern California (10/05/2024)
3	Emeka Egbuka (Ohio St.) vs Iowa (10/05/2024)
3	Tawee Walker (Wisconsin) vs Purdue (10/05/2024)
3	Kaleb Johnson (Iowa) at Minnesota (09/21/2024)
3	Darius Taylor (Minnesota) vs Nevada (09/14/2024)
3	Kyle Monangai (Rutgers) vs Akron (09/07/2024)
3	Jonah Coleman (Washington) vs Weber St. (08/31/2024)
TD responsibility	
5	Ethan Garbers (UCLA) at Rutgers (10/19/2024) [1r,4p]
5	Will Howard (Ohio St.) vs Iowa (10/05/2024) [1r,4p]
Points scored kicking	
20	Jonathan Kim (Michigan St.) vs Iowa (10/19/2024) [6fg,2pat]
Total offense yards	
439	Luke Altmyer (Illinois) vs Purdue (10/12/2024) [60r,379p]
431	Ethan Garbers (UCLA) at Rutgers (10/19/2024) [48r,383p]
Total offense plays	
65	Billy Edwards Jr. (Maryland) vs Northwestern (10/11/2024) [14r,51p]
62	Billy Edwards Jr. (Maryland) vs Rutgers (11/16/2024) [7r,55p]
Total offense yards/play	
36	Jordan Burch (Oregon) vs Maryland (11/09/2024) [36-1]
36	Tanner Arkin (Illinois) vs Michigan (10/19/2024) [36-1]
Rushing yards	
208	Kyle Monangai (Rutgers) vs Akron (09/07/2024)
206	Kaleb Johnson (Iowa) at Minnesota (09/21/2024)
Rushing attempts	
29	Justice Ellison (Indiana) vs Washington (10/26/2024)
27	Kyle Monangai (Rutgers) vs Akron (09/07/2024)



**2024-25 Big Ten Football
Conference Individual Game Highs
All games**

Yards per rush	
36	Jordan Burch (Oregon) vs Maryland (11/09/2024) [36-1]
36	Tanner Arkin (Illinois) vs Michigan (10/19/2024) [36-1]
Rushing TDs	
3	Josh McCray (Illinois) vs Michigan St. (11/16/2024)
3	Kaleb Johnson (Iowa) vs Wisconsin (11/02/2024)
3	Kaleb Johnson (Iowa) vs Northwestern (10/26/2024)
3	Woody Marks (Southern California) vs Rutgers (10/25/2024)
3	Kyle Monangai (Rutgers) vs UCLA (10/19/2024)
3	Tawee Walker (Wisconsin) at Rutgers (10/12/2024)
3	Max Brosmer (Minnesota) vs Southern California (10/05/2024)
3	Tawee Walker (Wisconsin) vs Purdue (10/05/2024)
3	Kaleb Johnson (Iowa) at Minnesota (09/21/2024)
3	Kyle Monangai (Rutgers) vs Akron (09/07/2024)
3	Jonah Coleman (Washington) vs Weber St. (08/31/2024)
Longest rush	
86	Quinshon Judkins (Ohio St.) vs Marshall (09/21/2024)
80	Darius Taylor (Minnesota) vs Nevada (09/14/2024)
Passing yards	
391	Drew Allar (Penn St.) at Southern California (10/12/2024)
383	Ethan Garbers (UCLA) at Rutgers (10/19/2024)
Passing attempts	
55	Billy Edwards Jr. (Maryland) vs Rutgers (11/16/2024)
51	Billy Edwards Jr. (Maryland) vs Northwestern (10/11/2024)
51	Miller Moss (Southern California) at Michigan (09/21/2024)
Passing TDs	
4	Kurtis Rourke (Indiana) at Michigan St. (11/02/2024)
4	Max Brosmer (Minnesota) vs Maryland (10/26/2024)
4	Ethan Garbers (UCLA) at Rutgers (10/19/2024)
4	Will Howard (Ohio St.) vs Iowa (10/05/2024)
4	Luke Altmeyer (Illinois) at Nebraska (09/20/2024)
4	Kurtis Rourke (Indiana) at UCLA (09/14/2024)
4	Will Rogers (Washington) vs Eastern Mich. (09/07/2024)
4	Hudson Card (Purdue) vs Indiana St. (08/31/2024)
4	Luke Altmeyer (Illinois) vs Eastern Ill. (08/29/2024)
Longest pass	
77	Aidan Chiles (Michigan St.) at Maryland (09/07/2024)
75	Billy Edwards Jr. (Maryland) vs UConn (08/31/2024)
Passes completed	
41	Dillon Gabriel (Oregon) vs Idaho (08/31/2024)
39	Billy Edwards Jr. (Maryland) vs Southern California (10/19/2024)
Had intercepted	
3	Miller Moss (Southern California) at Washington (11/02/2024)
3	Dylan Raiola (Nebraska) at Indiana (10/19/2024)
3	Ethan Garbers (UCLA) vs Minnesota (10/12/2024)
3	Drew Allar (Penn St.) at Southern California (10/12/2024)
3	Aidan Chiles (Michigan St.) at Boston College (09/21/2024)
3	Davis Warren (Michigan) vs Arkansas St. (09/14/2024)
Pass completion pct	
100	Ryan Browne (Purdue) vs Northwestern (11/02/2024) [3-3]
100	Shamar Rigby (Purdue) vs Northwestern (11/02/2024) [1-1]
100	Beau Pribula (Penn St.) vs Ohio St. (11/02/2024) [1-1]
100	Donovan Edwards (Michigan) vs Michigan St. (10/26/2024) [1-1]
100	Austin Novosad (Oregon) vs Illinois (10/26/2024) [2-2]
100	Tyler Warren (Penn St.) at Southern California (10/12/2024) [1-1]



**2024-25 Big Ten Football
Conference Individual Game Highs
All games**

100	Demond Williams Jr. (Washington) vs Michigan (10/05/2024) [2-2]
100	Brendan Sullivan (Iowa) at Ohio St. (10/05/2024) [1-1]
100	Brian Buschini (Nebraska) vs Rutgers (10/05/2024) [1-1]
100	Ryan Browne (Purdue) at Wisconsin (10/05/2024) [1-1]
100	Mabrey Mettauer (Wisconsin) vs Purdue (10/05/2024) [1-1]
100	Tommy Schuster (Michigan St.) at Oregon (10/04/2024) [5-5]
100	Dante Moore (Oregon) vs Michigan St. (10/04/2024) [1-1]
100	Demond Williams Jr. (Washington) at Rutgers (09/27/2024) [1-1]
100	Demond Williams Jr. (Washington) vs Northwestern (09/21/2024) [2-2]
100	Tyler Warren (Penn St.) vs Kent St. (09/21/2024) [1-1]
100	Mike Wright (Northwestern) vs Eastern Ill. (09/14/2024) [1-1]
100	Heinrich Haarberg (Nebraska) vs UNI (09/14/2024) [3-3]
100	Justyn Martin (UCLA) vs Indiana (09/14/2024) [1-1]
100	Brendan Sullivan (Iowa) vs Troy (09/14/2024) [1-1]
100	Dante Moore (Oregon) at Oregon St. (09/14/2024) [3-3]
100	Tyler Van Dyke (Wisconsin) vs Alabama (09/14/2024) [5-5]
100	Julian Sayin (Ohio St.) vs Western Mich. (09/07/2024) [2-2]
100	Devin Brown (Ohio St.) vs Western Mich. (09/07/2024) [5-5]
100	Demond Williams Jr. (Washington) vs Eastern Mich. (09/07/2024) [3-3]
100	Alberto Mendoza (Indiana) vs Western Ill. (09/06/2024) [1-1]
100	Tayven Jackson (Indiana) vs Western Ill. (09/06/2024) [3-3]
100	Heinrich Haarberg (Nebraska) vs UTEP (08/31/2024) [5-5]
100	Beau Pribula (Penn St.) at West Virginia (08/31/2024) [1-1]
Pass yards/attempt	
34.7	Tayven Jackson (Indiana) vs Western Ill. (09/06/2024) [104-3]
30.5	Julian Sayin (Ohio St.) vs Western Mich. (09/07/2024) [61-2]
Pass yards/catch	
34.7	Tayven Jackson (Indiana) vs Western Ill. (09/06/2024) [104-3]
30.5	Julian Sayin (Ohio St.) vs Western Mich. (09/07/2024) [61-2]
Receiving yards	
224	Tyler Warren (Penn St.) at Southern California (10/12/2024)
194	Nick Marsh (Michigan St.) at Maryland (09/07/2024)
Receptions	
17	Tyler Warren (Penn St.) at Southern California (10/12/2024)
14	Tai Felton (Maryland) vs Villanova (09/21/2024)
Yards per catch	
136	Tyler Warren (Penn St.) at Southern California (10/12/2024) [17-224]
125	Emeka Egbuka (Ohio St.) vs Marshall (09/21/2024) [5-117]
Receiving TDs	
3	Emeka Egbuka (Ohio St.) vs Iowa (10/05/2024)
2	Carnell Tate (Ohio St.) at Northwestern (11/16/2024)
2	Dymere Miller (Rutgers) vs Minnesota (11/09/2024)
2	Elijah Sarratt (Indiana) at Michigan St. (11/02/2024)
2	Colston Loveland (Michigan) vs Michigan St. (10/26/2024)
2	Elijah Spencer (Minnesota) vs Maryland (10/26/2024)
2	Daniel Jackson (Minnesota) vs Maryland (10/26/2024)
2	A.J. Henning (Northwestern) vs Indiana (10/05/2024)
2	Trech Kekahuna (Wisconsin) vs Purdue (10/05/2024)
2	Tez Johnson (Oregon) at UCLA (09/28/2024)
2	Ja'Kobi Lane (Southern California) vs Wisconsin (09/28/2024)
2	Denzel Boston (Washington) at Rutgers (09/27/2024)
2	Denzel Boston (Washington) vs Northwestern (09/21/2024)
2	Isaiah Neyor (Nebraska) vs Illinois (09/20/2024)
2	Pat Bryant (Illinois) at Nebraska (09/20/2024)
2	Ke'Shawn Williams (Indiana) at UCLA (09/14/2024)
2	Pat Bryant (Illinois) vs Central Mich. (09/14/2024)



**2024-25 Big Ten Football
Conference Individual Game Highs
All games**

2	Denzel Boston (Washington) vs Eastern Mich. (09/07/2024)
2	Tez Johnson (Oregon) vs Idaho (08/31/2024)
2	Jeremiah Smith (Ohio St.) vs Akron (08/31/2024)
2	Tai Felton (Maryland) vs UConn (08/31/2024)
2	Harrison Wallace III (Penn St.) at West Virginia (08/31/2024)
2	Reece Vander Zee (Iowa) vs Illinois St. (08/31/2024)
2	Pat Bryant (Illinois) vs Eastern Ill. (08/29/2024)
Longest reception	
77	Nick Marsh (Michigan St.) at Maryland (09/07/2024)
75	Tai Felton (Maryland) vs UConn (08/31/2024)
Field goal attempts	
7	Jonathan Kim (Michigan St.) vs Iowa (10/19/2024)
4	Dragan Kesich (Minnesota) at Illinois (11/02/2024)
4	Ryan Barker (Penn St.) at Southern California (10/12/2024)
4	Michael Lantz (Southern California) vs Penn St. (10/12/2024)
4	Drew Stevens (Iowa) vs Washington (10/12/2024)
4	Grady Gross (Washington) vs Michigan (10/05/2024)
4	Grady Gross (Washington) at Rutgers (09/27/2024)
4	Jonathan Kim (Michigan St.) at Boston College (09/21/2024)
4	Grady Gross (Washington) vs Washington St. (N) (09/14/2024)
Field goals made	
6	Jonathan Kim (Michigan St.) vs Iowa (10/19/2024)
4	Dragan Kesich (Minnesota) at Illinois (11/02/2024)
4	Ryan Barker (Penn St.) at Southern California (10/12/2024)
4	Drew Stevens (Iowa) vs Washington (10/12/2024)
4	Jonathan Kim (Michigan St.) at Boston College (09/21/2024)
4	Grady Gross (Washington) vs Washington St. (N) (09/14/2024)
Longest field goal	
59	Ethan Moczulski (Illinois) vs Central Mich. (09/14/2024)
57	Mateen Bhaghani (UCLA) vs Iowa (11/08/2024)
Field goal pct	
100	Atticus Sappington (Oregon) at Wisconsin (11/16/2024) [3-3]
100	Nathanial Vakos (Wisconsin) vs Oregon (11/16/2024) [2-2]
100	Jai Patel (Rutgers) at Maryland (11/16/2024) [1-1]
100	John Hohl (Nebraska) at Southern California (11/16/2024) [2-2]
100	Jonathan Kim (Michigan St.) at Illinois (11/16/2024) [1-1]
100	David Olano (Illinois) vs Michigan St. (11/16/2024) [1-1]
100	Jayden Fielding (Ohio St.) at Northwestern (11/16/2024) [1-1]
100	Grady Gross (Washington) vs UCLA (11/15/2024) [1-1]
100	Atticus Sappington (Oregon) vs Maryland (11/09/2024) [1-1]
100	Jack Howes (Maryland) at Oregon (11/09/2024) [1-1]
100	Nicolas Radicic (Indiana) vs Michigan (11/09/2024) [2-2]
100	Dominic Zvada (Michigan) at Indiana (11/09/2024) [3-3]
100	Jai Patel (Rutgers) vs Minnesota (11/09/2024) [1-1]
100	Dragan Kesich (Minnesota) at Rutgers (11/09/2024) [2-2]
100	Jayden Fielding (Ohio St.) vs Purdue (11/09/2024) [1-1]
100	Drew Stevens (Iowa) at UCLA (11/08/2024) [1-1]
100	Nathanial Vakos (Wisconsin) at Iowa (11/02/2024) [1-1]
100	Grady Gross (Washington) vs Southern California (11/02/2024) [2-2]
100	Atticus Sappington (Oregon) at Michigan (11/02/2024) [1-1]
100	Dominic Zvada (Michigan) vs Oregon (11/02/2024) [1-1]
100	Nicolas Radicic (Indiana) at Michigan St. (11/02/2024) [1-1]
100	Jonathan Kim (Michigan St.) vs Indiana (11/02/2024) [1-1]
100	Mateen Bhaghani (UCLA) at Nebraska (11/02/2024) [2-2]
100	Luke Akers (Northwestern) at Purdue (11/02/2024) [2-2]
100	Jayden Fielding (Ohio St.) at Penn St. (11/02/2024) [2-2]



2024-25 Big Ten Football
Conference Individual Game Highs
All games

100 Ryan Barker (Penn St.) vs Ohio St. (11/02/2024) [2-2]
100 Spencer Porath (Purdue) vs Northwestern (11/02/2024) [2-2]
100 Dragan Kesich (Minnesota) at Illinois (11/02/2024) [4-4]
100 David Olano (Illinois) vs Minnesota (11/02/2024) [1-1]
100 Dominic Zvada (Michigan) vs Michigan St. (10/26/2024) [1-1]
100 Nathaniel Vakos (Wisconsin) vs Penn St. (10/26/2024) [2-2]
100 Jack Howes (Maryland) at Minnesota (10/26/2024) [1-1]
100 Dragan Kesich (Minnesota) vs Maryland (10/26/2024) [2-2]
100 Drew Stevens (Iowa) vs Northwestern (10/26/2024) [1-1]
100 Andrew Boyle (Oregon) vs Illinois (10/26/2024) [1-1]
100 David Olano (Illinois) at Oregon (10/26/2024) [1-1]
100 Nicolas Radicic (Indiana) vs Washington (10/26/2024) [1-1]
100 Grady Gross (Washington) at Indiana (10/26/2024) [1-1]
100 John Hohl (Nebraska) at Ohio St. (10/26/2024) [3-3]
100 Jai Patel (Rutgers) at Southern California (10/25/2024) [2-2]
100 Jai Patel (Rutgers) vs UCLA (10/19/2024) [2-2]
100 Mateen Bhaghani (UCLA) vs Minnesota (10/12/2024) [1-1]
100 Jayden Fielding (Ohio St.) at Oregon (10/12/2024) [1-1]
100 David Olano (Illinois) vs Purdue (10/12/2024) [3-3]
100 Spencer Porath (Purdue) at Illinois (10/12/2024) [2-2]
100 Ryan Barker (Penn St.) at Southern California (10/12/2024) [4-4]
100 Drew Stevens (Iowa) vs Washington (10/12/2024) [4-4]
100 Luke Akers (Northwestern) at Maryland (10/11/2024) [3-3]
100 Dragan Kesich (Minnesota) vs Southern California (10/05/2024) [1-1]
100 Dominic Zvada (Michigan) at Washington (10/05/2024) [1-1]
100 Nicolas Radicic (Indiana) at Northwestern (10/05/2024) [2-2]
100 Jack Olsen (Northwestern) vs Indiana (10/05/2024) [1-1]
100 Mateen Bhaghani (UCLA) at Penn St. (10/05/2024) [1-1]
100 Ryan Barker (Penn St.) vs UCLA (10/05/2024) [2-2]
100 Spencer Porath (Purdue) at Wisconsin (10/05/2024) [2-2]
100 Nathaniel Vakos (Wisconsin) vs Purdue (10/05/2024) [1-1]
100 Jonathan Kim (Michigan St.) at Oregon (10/04/2024) [1-1]
100 Andrew Boyle (Oregon) vs Michigan St. (10/04/2024) [1-1]
100 Atticus Sappington (Oregon) at UCLA (09/28/2024) [2-2]
100 Mateen Bhaghani (UCLA) vs Oregon (09/28/2024) [2-2]
100 Jayden Fielding (Ohio St.) at Michigan St. (09/28/2024) [1-1]
100 Michael Lantz (Southern California) vs Wisconsin (09/28/2024) [1-1]
100 Dominic Zvada (Michigan) vs Minnesota (09/28/2024) [2-2]
100 Jonathan Kim (Michigan St.) at Boston College (09/21/2024) [4-4]
100 Drew Stevens (Iowa) at Minnesota (09/21/2024) [1-1]
100 Jack Olsen (Northwestern) at Washington (09/21/2024) [1-1]
100 Michael Lantz (Southern California) at Michigan (09/21/2024) [1-1]
100 Mateen Bhaghani (UCLA) at LSU (09/21/2024) [1-1]
100 Nicolas Radicic (Indiana) vs Charlotte (09/21/2024) [1-1]
100 Jack Howes (Maryland) vs Villanova (09/21/2024) [1-1]
100 David Olano (Illinois) at Nebraska (09/20/2024) [1-1]
100 Tristan Alvano (Nebraska) vs UNI (09/14/2024) [2-2]
100 Jonathan Kim (Michigan St.) vs Prairie View (09/14/2024) [2-2]
100 Drew Stevens (Iowa) vs Troy (09/14/2024) [1-1]
100 Atticus Sappington (Oregon) at Oregon St. (09/14/2024) [2-2]
100 Grady Gross (Washington) vs Washington St. (N) (09/14/2024) [4-4]
100 Ethan Moczulski (Illinois) vs Central Mich. (09/14/2024) [1-1]
100 Michael Lantz (Southern California) vs Utah St. (09/07/2024) [2-2]
100 Atticus Sappington (Oregon) vs Boise St. (09/07/2024) [1-1]
100 David Olano (Illinois) vs Kansas (09/07/2024) [3-3]
100 Jonathan Kim (Michigan St.) at Maryland (09/07/2024) [2-2]
100 Nathaniel Vakos (Wisconsin) vs South Dakota (09/07/2024) [2-2]



**2024-25 Big Ten Football
Conference Individual Game Highs
All games**

100	Drew Stevens (Iowa) vs Iowa St. (09/07/2024) [2-2]
100	Grady Gross (Washington) vs Eastern Mich. (09/07/2024) [1-1]
100	Dominic Zvada (Michigan) vs Texas (09/07/2024) [2-2]
100	Sander Sahaydak (Penn St.) vs Bowling Green (09/07/2024) [2-2]
100	Dominic Zvada (Michigan) vs Fresno St. (08/31/2024) [3-3]
100	Jayden Fielding (Ohio St.) vs Akron (08/31/2024) [1-1]
100	Nicolas Radicic (Indiana) vs FIU (08/31/2024) [1-1]
100	Tristan Alvano (Nebraska) vs UTEP (08/31/2024) [1-1]
100	Mateen Bhaghani (UCLA) at Hawaii (08/31/2024) [3-3]
100	Jack Howes (Maryland) vs UConn (08/31/2024) [3-3]
100	Drew Stevens (Iowa) vs Illinois St. (08/31/2024) [2-2]
100	David Olano (Illinois) vs Eastern Ill. (08/29/2024) [1-1]
100	Jai Patel (Rutgers) vs Howard (08/29/2024) [1-1]
PAT kicks attempted	
11	Nicolas Radicic (Indiana) vs Western Ill. (09/06/2024)
PAT kicks made	
11	Nicolas Radicic (Indiana) vs Western Ill. (09/06/2024)
PAT kicks pct	
100	Atticus Sappington (Oregon) at Wisconsin (11/16/2024) [1-1]
100	Nathanial Vakos (Wisconsin) vs Oregon (11/16/2024) [1-1]
100	Jack Howes (Maryland) vs Rutgers (11/16/2024) [2-2]
100	Jai Patel (Rutgers) at Maryland (11/16/2024) [4-4]
100	John Hohl (Nebraska) at Southern California (11/16/2024) [2-2]
100	Michael Lantz (Southern California) vs Nebraska (11/16/2024) [4-4]
100	Ryan Barker (Penn St.) at Purdue (11/16/2024) [7-7]
100	Ben Freehill (Purdue) vs Penn St. (11/16/2024) [1-1]
100	David Olano (Illinois) vs Michigan St. (11/16/2024) [5-5]
100	Luke Akers (Northwestern) vs Ohio St. (11/16/2024) [1-1]
100	Jayden Fielding (Ohio St.) at Northwestern (11/16/2024) [4-4]
100	Mateen Bhaghani (UCLA) at Washington (11/15/2024) [1-1]
100	Grady Gross (Washington) vs UCLA (11/15/2024) [4-4]
100	Ryan Barker (Penn St.) vs Washington (11/09/2024) [5-5]
100	Jack Howes (Maryland) at Oregon (11/09/2024) [1-1]
100	Andrew Boyle (Oregon) vs Maryland (11/09/2024) [2-2]
100	Atticus Sappington (Oregon) vs Maryland (11/09/2024) [2-2]
100	Nicolas Radicic (Indiana) vs Michigan (11/09/2024) [2-2]
100	Jayden Fielding (Ohio St.) vs Purdue (11/09/2024) [6-6]
100	Jai Patel (Rutgers) vs Minnesota (11/09/2024) [3-3]
100	Mateen Bhaghani (UCLA) vs Iowa (11/08/2024) [2-2]
100	Drew Stevens (Iowa) at UCLA (11/08/2024) [2-2]
100	Drew Stevens (Iowa) vs Wisconsin (11/02/2024) [6-6]
100	Nathanial Vakos (Wisconsin) at Iowa (11/02/2024) [1-1]
100	Michael Lantz (Southern California) at Washington (11/02/2024) [3-3]
100	Grady Gross (Washington) vs Southern California (11/02/2024) [2-2]
100	Nicolas Radicic (Indiana) at Michigan St. (11/02/2024) [6-6]
100	Jonathan Kim (Michigan St.) vs Indiana (11/02/2024) [1-1]
100	Dominic Zvada (Michigan) vs Oregon (11/02/2024) [2-2]
100	Andrew Boyle (Oregon) at Michigan (11/02/2024) [2-2]
100	Atticus Sappington (Oregon) at Michigan (11/02/2024) [3-3]
100	Mateen Bhaghani (UCLA) at Nebraska (11/02/2024) [3-3]
100	Luke Akers (Northwestern) at Purdue (11/02/2024) [2-2]
100	Spencer Porath (Purdue) vs Northwestern (11/02/2024) [2-2]
100	Jayden Fielding (Ohio St.) at Penn St. (11/02/2024) [2-2]
100	Ryan Barker (Penn St.) vs Ohio St. (11/02/2024) [1-1]
100	David Olano (Illinois) vs Minnesota (11/02/2024) [2-2]
100	Dragan Kesich (Minnesota) at Illinois (11/02/2024) [1-1]



2024-25 Big Ten Football
Conference Individual Game Highs
All games

100 Dominic Zvada (Michigan) vs Michigan St. (10/26/2024) [1-1]
100 Jonathan Kim (Michigan St.) at Michigan (10/26/2024) [2-2]
100 Ryan Barker (Penn St.) at Wisconsin (10/26/2024) [4-4]
100 Nathaniel Vakos (Wisconsin) vs Penn St. (10/26/2024) [1-1]
100 Jack Howes (Maryland) at Minnesota (10/26/2024) [2-2]
100 Dragan Kesich (Minnesota) vs Maryland (10/26/2024) [6-6]
100 Drew Stevens (Iowa) vs Northwestern (10/26/2024) [5-5]
100 Luke Akers (Northwestern) at Iowa (10/26/2024) [2-2]
100 Andrew Boyle (Oregon) vs Illinois (10/26/2024) [1-1]
100 Atticus Sappington (Oregon) vs Illinois (10/26/2024) [4-4]
100 Nicolas Radicic (Indiana) vs Washington (10/26/2024) [4-4]
100 Grady Gross (Washington) at Indiana (10/26/2024) [2-2]
100 Jayden Fielding (Ohio St.) vs Nebraska (10/26/2024) [3-3]
100 Michael Lantz (Southern California) vs Rutgers (10/25/2024) [6-6]
100 Drew Stevens (Iowa) at Michigan St. (10/19/2024) [2-2]
100 Jonathan Kim (Michigan St.) vs Iowa (10/19/2024) [2-2]
100 Jack Howes (Maryland) vs Southern California (10/19/2024) [3-3]
100 Michael Lantz (Southern California) at Maryland (10/19/2024) [4-4]
100 David Olano (Illinois) vs Michigan (10/19/2024) [1-1]
100 Dominic Zvada (Michigan) at Illinois (10/19/2024) [1-1]
100 Nicolas Radicic (Indiana) vs Nebraska (10/19/2024) [8-8]
100 John Hohl (Nebraska) at Indiana (10/19/2024) [1-1]
100 Mateen Bhaghani (UCLA) at Rutgers (10/19/2024) [5-5]
100 Jai Patel (Rutgers) vs UCLA (10/19/2024) [2-2]
100 Nathaniel Vakos (Wisconsin) at Northwestern (10/19/2024) [3-3]
100 Andrew Boyle (Oregon) at Purdue (10/18/2024) [1-1]
100 Atticus Sappington (Oregon) at Purdue (10/18/2024) [4-4]
100 Mateen Bhaghani (UCLA) vs Minnesota (10/12/2024) [2-2]
100 Dragan Kesich (Minnesota) at UCLA (10/12/2024) [3-3]
100 Jayden Fielding (Ohio St.) at Oregon (10/12/2024) [4-4]
100 Andrew Boyle (Oregon) vs Ohio St. (10/12/2024) [1-1]
100 Atticus Sappington (Oregon) vs Ohio St. (10/12/2024) [1-1]
100 David Olano (Illinois) vs Purdue (10/12/2024) [5-5]
100 Spencer Porath (Purdue) at Illinois (10/12/2024) [3-3]
100 Ryan Barker (Penn St.) at Southern California (10/12/2024) [3-3]
100 Michael Lantz (Southern California) vs Penn St. (10/12/2024) [3-3]
100 Jai Patel (Rutgers) vs Wisconsin (10/12/2024) [1-1]
100 Nathaniel Vakos (Wisconsin) at Rutgers (10/12/2024) [6-6]
100 Drew Stevens (Iowa) vs Washington (10/12/2024) [4-4]
100 Grady Gross (Washington) at Iowa (10/12/2024) [1-1]
100 Jack Howes (Maryland) vs Northwestern (10/11/2024) [1-1]
100 Luke Akers (Northwestern) at Maryland (10/11/2024) [4-4]
100 Dragan Kesich (Minnesota) vs Southern California (10/05/2024) [3-3]
100 Michael Lantz (Southern California) at Minnesota (10/05/2024) [2-2]
100 Dominic Zvada (Michigan) at Washington (10/05/2024) [2-2]
100 Grady Gross (Washington) vs Michigan (10/05/2024) [3-3]
100 Drew Stevens (Iowa) at Ohio St. (10/05/2024) [1-1]
100 Jayden Fielding (Ohio St.) vs Iowa (10/05/2024) [5-5]
100 John Hohl (Nebraska) vs Rutgers (10/05/2024) [2-2]
100 Jai Patel (Rutgers) at Nebraska (10/05/2024) [1-1]
100 Nicolas Radicic (Indiana) at Northwestern (10/05/2024) [5-5]
100 Jack Olsen (Northwestern) vs Indiana (10/05/2024) [3-3]
100 Ryan Barker (Penn St.) vs UCLA (10/05/2024) [3-3]
100 Nathaniel Vakos (Wisconsin) vs Purdue (10/05/2024) [7-7]
100 Jonathan Kim (Michigan St.) at Oregon (10/04/2024) [1-1]
100 Andrew Boyle (Oregon) vs Michigan St. (10/04/2024) [1-1]
100 Atticus Sappington (Oregon) vs Michigan St. (10/04/2024) [3-3]



2024-25 Big Ten Football
Conference Individual Game Highs
All games

100 Mateen Bhaghani (UCLA) vs Oregon (09/28/2024) [1-1]
100 David Olano (Illinois) at Penn St. (09/28/2024) [1-1]
100 Sander Sahaydak (Penn St.) vs Illinois (09/28/2024) [2-2]
100 Ryan Barker (Penn St.) vs Illinois (09/28/2024) [1-1]
100 Jonathan Kim (Michigan St.) vs Ohio St. (09/28/2024) [1-1]
100 Jayden Fielding (Ohio St.) at Michigan St. (09/28/2024) [5-5]
100 Michael Lantz (Southern California) vs Wisconsin (09/28/2024) [5-5]
100 Nathaniel Vakos (Wisconsin) at Southern California (09/28/2024) [3-3]
100 Nicolas Radicic (Indiana) vs Maryland (09/28/2024) [6-6]
100 Jack Howes (Maryland) at Indiana (09/28/2024) [4-4]
100 John Hohl (Nebraska) at Purdue (09/28/2024) [4-4]
100 Spencer Porath (Purdue) vs Nebraska (09/28/2024) [1-1]
100 Dominic Zvada (Michigan) vs Minnesota (09/28/2024) [3-3]
100 Dragan Kesich (Minnesota) at Michigan (09/28/2024) [3-3]
100 Jai Patel (Rutgers) vs Washington (09/27/2024) [3-3]
100 Grady Gross (Washington) at Rutgers (09/27/2024) [1-1]
100 Jonathan Kim (Michigan St.) at Boston College (09/21/2024) [1-1]
100 Drew Stevens (Iowa) at Minnesota (09/21/2024) [4-4]
100 Dragan Kesich (Minnesota) vs Iowa (09/21/2024) [2-2]
100 Spencer Porath (Purdue) at Oregon St. (09/21/2024) [3-3]
100 Grady Gross (Washington) vs Northwestern (09/21/2024) [3-3]
100 Jai Patel (Rutgers) at Virginia Tech (09/21/2024) [3-3]
100 Michael Lantz (Southern California) at Michigan (09/21/2024) [3-3]
100 Sander Sahaydak (Penn St.) vs Kent St. (09/21/2024) [7-7]
100 Ryan Barker (Penn St.) vs Kent St. (09/21/2024) [1-1]
100 Mateen Bhaghani (UCLA) at LSU (09/21/2024) [2-2]
100 Nicolas Radicic (Indiana) vs Charlotte (09/21/2024) [7-7]
100 Austin Snyder (Ohio St.) vs Marshall (09/21/2024) [2-2]
100 Jayden Fielding (Ohio St.) vs Marshall (09/21/2024) [5-5]
100 Jack Howes (Maryland) vs Villanova (09/21/2024) [5-5]
100 David Olano (Illinois) at Nebraska (09/20/2024) [4-4]
100 John Hohl (Nebraska) vs Illinois (09/20/2024) [3-3]
100 Jack Howes (Maryland) at Virginia (09/14/2024) [3-3]
100 Jack Olsen (Northwestern) vs Eastern Ill. (09/14/2024) [4-4]
100 Tristan Alvano (Nebraska) vs UNI (09/14/2024) [3-3]
100 John Hohl (Nebraska) vs UNI (09/14/2024) [1-1]
100 Mateen Bhaghani (UCLA) vs Indiana (09/14/2024) [1-1]
100 Nicolas Radicic (Indiana) at UCLA (09/14/2024) [6-6]
100 Spencer Porath (Purdue) vs Notre Dame (09/14/2024) [1-1]
100 Tarik Ahmetbasic (Michigan St.) vs Prairie View (09/14/2024) [1-1]
100 Drew Stevens (Iowa) vs Troy (09/14/2024) [5-5]
100 Dragan Kesich (Minnesota) vs Nevada (09/14/2024) [3-3]
100 Atticus Sappington (Oregon) at Oregon St. (09/14/2024) [5-5]
100 Grady Gross (Washington) vs Washington St. (N) (09/14/2024) [1-1]
100 Dominic Zvada (Michigan) vs Arkansas St. (09/14/2024) [4-4]
100 David Olano (Illinois) vs Central Mich. (09/14/2024) [3-3]
100 Nathaniel Vakos (Wisconsin) vs Alabama (09/14/2024) [1-1]
100 Michael Lantz (Southern California) vs Utah St. (09/07/2024) [6-6]
100 Austin Snyder (Ohio St.) vs Western Mich. (09/07/2024) [1-1]
100 Jayden Fielding (Ohio St.) vs Western Mich. (09/07/2024) [7-7]
100 Tristan Alvano (Nebraska) vs Colorado (09/07/2024) [4-4]
100 David Olano (Illinois) vs Kansas (09/07/2024) [2-2]
100 Jack Howes (Maryland) vs Michigan St. (09/07/2024) [3-3]
100 Jonathan Kim (Michigan St.) at Maryland (09/07/2024) [3-3]
100 Drew Stevens (Iowa) vs Iowa St. (09/07/2024) [1-1]
100 Nathaniel Vakos (Wisconsin) vs South Dakota (09/07/2024) [3-3]
100 Grady Gross (Washington) vs Eastern Mich. (09/07/2024) [3-3]



**2024-25 Big Ten Football
Conference Individual Game Highs
All games**

100	Jai Patel (Rutgers) vs Akron (09/07/2024) [7-7]
100	Sander Sahaydak (Penn St.) vs Bowling Green (09/07/2024) [4-4]
100	Dragan Kesich (Minnesota) vs Rhode Island (09/07/2024) [6-6]
100	Jack Olsen (Northwestern) vs Duke (09/06/2024) [2-2]
100	Nicolas Radicic (Indiana) vs Western Ill. (09/06/2024) [11-11]
100	Michael Lantz (Southern California) vs LSU (N) (09/01/2024) [3-3]
100	Grady Gross (Washington) vs Weber St. (08/31/2024) [5-5]
100	Dominic Zvada (Michigan) vs Fresno St. (08/31/2024) [3-3]
100	Atticus Sappington (Oregon) vs Idaho (08/31/2024) [3-3]
100	Nicolas Radicic (Indiana) vs FIU (08/31/2024) [4-4]
100	Jayden Fielding (Ohio St.) vs Akron (08/31/2024) [7-7]
100	Jack Olsen (Northwestern) vs Miami (OH) (08/31/2024) [1-1]
100	Tristan Alvano (Nebraska) vs UTEP (08/31/2024) [5-5]
100	Blake Glessner (UCLA) at Hawaii (08/31/2024) [1-1]
100	Spencer Porath (Purdue) vs Indiana St. (08/31/2024) [7-7]
100	Gavin Marshall (Maryland) vs UConn (08/31/2024) [1-1]
100	Sander Sahaydak (Penn St.) at West Virginia (08/31/2024) [4-4]
100	Drew Stevens (Iowa) vs Illinois St. (08/31/2024) [4-4]
100	Nathanial Vakos (Wisconsin) vs Western Mich. (08/30/2024) [2-2]
100	Jonathan Kim (Michigan St.) vs Fla. Atlantic (08/30/2024) [2-2]
100	Dragan Kesich (Minnesota) vs North Carolina (08/29/2024) [2-2]
100	David Olano (Illinois) vs Eastern Ill. (08/29/2024) [6-6]
100	Jai Patel (Rutgers) vs Howard (08/29/2024) [5-5]
Punts	
10	Keelan Crimmins (Purdue) vs Notre Dame (09/14/2024)
9	Jakob Anderson (Rutgers) vs Wisconsin (10/12/2024)
9	Rhys Dakin (Iowa) vs Iowa St. (09/07/2024)
Yards punted	
428	Keelan Crimmins (Purdue) vs Notre Dame (09/14/2024) [10-428]
377	Jakob Anderson (Rutgers) vs Wisconsin (10/12/2024) [9-377]
Longest punt	
74	Atticus Bertrams (Wisconsin) at Southern California (09/28/2024)
Punting avg	
57	Rhys Dakin (Iowa) vs Washington (10/12/2024) [114-2]
Punt returns	
6	Hank Beatty (Illinois) vs Michigan St. (11/16/2024)
5	Kaden Wetjen (Iowa) vs Illinois St. (08/31/2024)
Punt return yards	
111	Kaden Wetjen (Iowa) vs Northwestern (10/26/2024)
109	Tez Johnson (Oregon) vs Boise St. (09/07/2024)
Longest punt return	
85	Kaden Wetjen (Iowa) vs Northwestern (10/26/2024)
85	Tez Johnson (Oregon) vs Boise St. (09/07/2024)
Punt return avg	
54.5	Tez Johnson (Oregon) vs Boise St. (09/07/2024) [109-2]
41	Koi Perich (Minnesota) at Michigan (09/28/2024) [82-2]
Kick returns	
5	Kaden Wetjen (Iowa) at Michigan St. (10/19/2024)
Kick return yards	
150	Joseph Himon II (Northwestern) at Washington (09/21/2024)
145	Kaden Wetjen (Iowa) at Michigan St. (10/19/2024)
Kick return avg	
60	Noah Whittington (Oregon) vs Boise St. (09/07/2024) [120-2]
50	Keith Reynolds (Washington) vs Southern California (11/02/2024) [50-1]
50	Joseph Himon II (Northwestern) at Washington (09/21/2024) [150-3]



**2024-25 Big Ten Football
Conference Individual Game Highs
All games**

Longest kick return	
100	Noah Whittington (Oregon) vs Boise St. (09/07/2024)
96	Joseph Himon II (Northwestern) at Washington (09/21/2024)
Kick return TDs	
1	Jayden Limar (Oregon) vs Boise St. (09/07/2024)
Combined PR/KR yards	
176	Kaden Wetjen (Iowa) vs Northwestern (10/26/2024) [111pr,65kr]
150	Joseph Himon II (Northwestern) at Washington (09/21/2024) [0pr,150kr]
Interceptions	
2	Carson Schwesinger (UCLA) vs Iowa (11/08/2024)
2	Carson Bruener (Washington) vs Southern California (11/02/2024)
2	Amare Ferrell (Indiana) at Michigan St. (11/02/2024)
2	D'Angelo Ponds (Indiana) vs Washington (10/26/2024)
2	Koi Perich (Minnesota) at UCLA (10/12/2024)
2	Kyndrich Breedlove (Purdue) at Wisconsin (10/05/2024)
2	Kerry Brown (Minnesota) vs Nevada (09/14/2024)
2	Xavier Scott (Illinois) vs Kansas (09/07/2024)
Interception return yds	
100	Charles Brantley (Michigan St.) vs Prairie View (09/14/2024)
96	Bryan Addison (UCLA) vs Oregon (09/28/2024)
Interception return avg	
100	Charles Brantley (Michigan St.) vs Prairie View (09/14/2024) [100-1]
96	Bryan Addison (UCLA) vs Oregon (09/28/2024) [96-1]
Longest interception rtn	
100	Charles Brantley (Michigan St.) vs Prairie View (09/14/2024)
96	Bryan Addison (UCLA) vs Oregon (09/28/2024)
All-purpose yards	
256	Makai Lemon (Southern California) vs Rutgers (10/25/2024)
228	Tyler Warren (Penn St.) at Southern California (10/12/2024)
Tackles	
17	Carson Schwesinger (UCLA) at Washington (11/15/2024) [10-7]
Sacks	
3	Russell Davis II (Washington) vs UCLA (11/15/2024) [0-3]
3	Aaron Graves (Iowa) vs Illinois St. (08/31/2024) [0-3]
Tackles for loss	
4.5	Mikail Kamara (Indiana) at Michigan St. (11/02/2024) [3-3]
4.5	Carson Schwesinger (UCLA) vs Minnesota (10/12/2024) [4-1]



2024-25 Big Ten Football
Conference Individual Game Highs
All games

200-Yard Rushing Performances

- 208 Kyle Monangai (Rutgers) vs Akron (09/07/2024)
- 206 Kaleb Johnson (Iowa) at Minnesota (09/21/2024)

100-Yard Rushing Performances

- 208 Kyle Monangai (Rutgers) vs Akron (09/07/2024)
- 206 Kaleb Johnson (Iowa) at Minnesota (09/21/2024)
- 198 Tawee Walker (Wisconsin) at Rutgers (10/12/2024)
- 187 Kaleb Johnson (Iowa) vs Iowa St. (09/07/2024)
- 173 Quinshon Judkins (Ohio St.) vs Marshall (09/21/2024)
- 173 Kaleb Johnson (Iowa) vs Troy (09/14/2024)
- 168 Devin Mockobee (Purdue) at Oregon St. (09/21/2024)
- 166 Kaleb Johnson (Iowa) vs Washington (10/12/2024)
- 166 Jordan James (Oregon) vs Michigan St. (10/04/2024)
- 165 Kyle Monangai (Rutgers) vs Howard (08/29/2024)
- 159 Kalel Mullings (Michigan) vs Southern California (09/21/2024)
- 153 Kalel Mullings (Michigan) vs Arkansas St. (09/14/2024)
- 148 Jonah Coleman (Washington) at Rutgers (09/27/2024)
- 146 Woody Marks (Southern California) vs Nebraska (11/16/2024)
- 144 Darius Taylor (Minnesota) vs Southern California (10/05/2024)
- 135 Kaleb Johnson (Iowa) vs Wisconsin (11/02/2024)
- 134 Woody Marks (Southern California) at Minnesota (10/05/2024)
- 132 Kyle Monangai (Rutgers) vs Washington (09/27/2024)
- 131 Darius Taylor (Minnesota) at Illinois (11/02/2024)
- 127 Jonah Coleman (Washington) vs Weber St. (08/31/2024)
- 126 Tawee Walker (Wisconsin) at Northwestern (10/19/2024)
- 125 T.J. Harden (UCLA) vs Iowa (11/08/2024)
- 124 Darius Taylor (Minnesota) vs Nevada (09/14/2024)
- 123 Woody Marks (Southern California) at Washington (11/02/2024)
- 123 Justice Ellison (Indiana) vs Washington (10/26/2024)
- 121 Jordan James (Oregon) at Wisconsin (11/16/2024)
- 119 Nicholas Singleton (Penn St.) vs Bowling Green (09/07/2024)
- 119 Kaleb Johnson (Iowa) vs Illinois St. (08/31/2024)
- 118 Nate Carter (Michigan St.) at Michigan (10/26/2024)
- 118 Ryan Browne (Purdue) at Illinois (10/12/2024)
- 117 Jordan James (Oregon) at Michigan (11/02/2024)
- 117 Roman Hemby (Maryland) at Indiana (09/28/2024)
- 117 Justice Ellison (Indiana) vs Western Ill. (09/06/2024)
- 115 Jordan James (Oregon) vs Ohio St. (10/12/2024)
- 114 Nicholas Singleton (Penn St.) at West Virginia (08/31/2024)
- 111 Woody Marks (Southern California) vs Penn St. (10/12/2024)
- 111 Kalel Mullings (Michigan) vs Minnesota (09/28/2024)
- 109 Kaleb Johnson (Iowa) vs Northwestern (10/26/2024)
- 108 Quinshon Judkins (Ohio St.) vs Western Mich. (09/07/2024)
- 108 Kaden Feagin (Illinois) vs Eastern Ill. (08/29/2024)
- 106 Kyle Monangai (Rutgers) vs UCLA (10/19/2024)
- 105 Justice Ellison (Indiana) vs Nebraska (10/19/2024)
- 104 Jonah Coleman (Washington) vs Southern California (11/02/2024)
- 104 Jonah Coleman (Washington) at Indiana (10/26/2024)
- 104 Jonah Coleman (Washington) vs Eastern Mich. (09/07/2024)
- 103 Jordan James (Oregon) at UCLA (09/28/2024)
- 103 Woody Marks (Southern California) vs Utah St. (09/07/2024)
- 102 Devin Mockobee (Purdue) at Illinois (10/12/2024)
- 102 Kaytron Allen (Penn St.) vs Illinois (09/28/2024)
- 102 Jordan James (Oregon) vs Boise St. (09/07/2024)
- 101 Kaytron Allen (Penn St.) vs Bowling Green (09/07/2024)
- 101 Kay'Ron Lynch-Adams (Michigan St.) vs Fla. Atlantic (08/30/2024)



**2024-25 Big Ten Football
Conference Individual Game Highs
All games**

100	Woody Marks (Southern California) at Michigan (09/21/2024)
Number of 100-Yard Rushing Performances	
7	Kaleb Johnson, Iowa
6	Jordan James, Oregon
6	Woody Marks, Southern California
5	Jonah Coleman, Washington
4	Kyle Monangai, Rutgers
3	Kalel Mullings, Michigan
3	Darius Taylor, Minnesota
3	Justice Ellison, Indiana
2	Tawee Walker, Wisconsin
2	Quinshon Judkins, Ohio St.
2	Devin Mockobee, Purdue
2	Nicholas Singleton, Penn St.
2	Kaytron Allen, Penn St.
1	T.J. Harden, UCLA
1	Nate Carter, Michigan St.
1	Ryan Browne, Purdue
1	Roman Hemby, Maryland
1	Kaden Feagin, Illinois
1	Kay'Ron Lynch-Adams, Michigan St.
500-Yard Passing Performances	
400-Yard Passing Performances	
300-Yard Passing Performances	
391	Drew Allar (Penn St.) at Southern California (10/12/2024)
383	Ethan Garbers (UCLA) at Rutgers (10/19/2024)
380	Kurtis Rourke (Indiana) at Northwestern (10/05/2024)
380	Dillon Gabriel (Oregon) vs Idaho (08/31/2024)
379	Luke Altmeyer (Illinois) vs Purdue (10/12/2024)
378	Miller Moss (Southern California) vs LSU (N) (09/01/2024)
373	Billy Edwards Jr. (Maryland) vs Southern California (10/19/2024)
363	Aidan Chiles (Michigan St.) at Maryland (09/07/2024)
359	Braedyn Locke (Wisconsin) vs Purdue (10/05/2024)
359	Kurtis Rourke (Indiana) vs Maryland (09/28/2024)
341	Dillon Gabriel (Oregon) vs Ohio St. (10/12/2024)
336	Miller Moss (Southern California) at Maryland (10/19/2024)
335	Billy Edwards Jr. (Maryland) vs Rutgers (11/16/2024)
328	Billy Edwards Jr. (Maryland) vs Villanova (09/21/2024)
326	Will Howard (Ohio St.) at Oregon (10/12/2024)
320	Max Brosmer (Minnesota) vs Maryland (10/26/2024)
314	Will Rogers (Washington) vs Washington St. (N) (09/14/2024)
313	Athan Kaliakmanis (Rutgers) at Southern California (10/25/2024)
311	Billy Edwards Jr. (Maryland) vs UConn (08/31/2024)
309	Drew Allar (Penn St.) vs Kent St. (09/21/2024)
308	Miller Moss (Southern California) vs Rutgers (10/25/2024)
308	Miller Moss (Southern California) vs Wisconsin (09/28/2024)
307	Kurtis Rourke (Indiana) at UCLA (09/14/2024)
306	Will Rogers (Washington) at Rutgers (09/27/2024)
Number of 300-Yard Passing Performances	
4	Miller Moss, Southern California
4	Billy Edwards Jr., Maryland
3	Kurtis Rourke, Indiana
2	Drew Allar, Penn St.
2	Dillon Gabriel, Oregon
2	Will Rogers, Washington
1	Ethan Garbers, UCLA



**2024-25 Big Ten Football
Conference Individual Game Highs
All games**

- 1 Luke Altmeyer, Illinois
- 1 Aidan Chiles, Michigan St.
- 1 Braedyn Locke, Wisconsin
- 1 Will Howard, Ohio St.
- 1 Max Brosmer, Minnesota
- 1 Athan Kaliakmanis, Rutgers

200-Yard Receiving Performances

- 224 Tyler Warren (Penn St.) at Southern California (10/12/2024)

100-Yard Receiving Performances

- 224 Tyler Warren (Penn St.) at Southern California (10/12/2024)
- 194 Nick Marsh (Michigan St.) at Maryland (09/07/2024)
- 178 Tai Felton (Maryland) vs UConn (08/31/2024)
- 162 Giles Jackson (Washington) vs Washington St. (N) (09/14/2024)
- 157 Tai Felton (Maryland) vs Villanova (09/21/2024)
- 152 Tai Felton (Maryland) vs Michigan St. (09/07/2024)
- 149 Traeshon Holden (Oregon) at Michigan (11/02/2024)
- 149 Evan Stewart (Oregon) vs Ohio St. (10/12/2024)
- 146 Tyler Warren (Penn St.) vs Bowling Green (09/07/2024)
- 138 Jacob Gill (Iowa) at UCLA (11/08/2024)
- 137 Elijah Sarratt (Indiana) vs Western Ill. (09/06/2024)
- 135 Pat Bryant (Illinois) vs Michigan St. (11/16/2024)
- 135 Elijah Sarratt (Indiana) at Northwestern (10/05/2024)
- 134 Makai Lemon (Southern California) vs Rutgers (10/25/2024)
- 134 Trech Kekahuna (Wisconsin) vs Purdue (10/05/2024)
- 133 Max Klare (Purdue) at Illinois (10/12/2024)
- 131 Dymere Miller (Rutgers) at Southern California (10/25/2024)
- 131 Omar Cooper Jr. (Indiana) vs Western Ill. (09/06/2024)
- 128 Bryce Kirtz (Northwestern) vs Indiana (10/05/2024)
- 128 Elijah Sarratt (Indiana) vs Maryland (09/28/2024)
- 127 Tyler Warren (Penn St.) at Purdue (11/16/2024)
- 125 Denzel Boston (Washington) at Rutgers (09/27/2024)
- 123 Bryce Kirtz (Northwestern) at Maryland (10/11/2024)
- 121 Tez Johnson (Oregon) at UCLA (09/28/2024)
- 121 Denzel Boston (Washington) vs Northwestern (09/21/2024)
- 121 Isaiah Neyor (Nebraska) vs UTEP (08/31/2024)
- 119 Jeremiah Smith (Ohio St.) vs Western Mich. (09/07/2024)
- 117 Daniel Jackson (Minnesota) vs Maryland (10/26/2024)
- 117 Emeka Egbuka (Ohio St.) vs Marshall (09/21/2024)
- 117 Tai Felton (Maryland) at Virginia (09/14/2024)
- 117 A.J. Henning (Northwestern) vs Eastern Ill. (09/14/2024)
- 117 Harrison Wallace III (Penn St.) at West Virginia (08/31/2024)
- 116 Omari Evans (Penn St.) vs Kent St. (09/21/2024)
- 114 Keegan Jones (UCLA) at Rutgers (10/19/2024)
- 113 Nick Marsh (Michigan St.) vs Iowa (10/19/2024)
- 112 Colston Loveland (Michigan) vs Oregon (11/02/2024)
- 112 Daniel Jackson (Minnesota) vs Iowa (09/21/2024)
- 112 Evan Stewart (Oregon) vs Boise St. (09/07/2024)
- 111 Kaden Prather (Maryland) vs Southern California (10/19/2024)
- 110 Ian Strong (Rutgers) at Virginia Tech (09/21/2024)
- 110 Tez Johnson (Oregon) at Oregon St. (09/14/2024)
- 107 Dymere Miller (Rutgers) at Maryland (11/16/2024)
- 107 J.Michael Sturdivant (UCLA) vs Minnesota (10/12/2024)
- 107 Liam Clifford (Penn St.) vs UCLA (10/05/2024)
- 105 Ja'Kobi Lane (Southern California) vs Wisconsin (09/28/2024)
- 104 Tai Felton (Maryland) at Minnesota (10/26/2024)
- 104 Moliki Matavao (UCLA) at Rutgers (10/19/2024)



2024-25 Big Ten Football
Conference Individual Game Highs
All games

104	Pat Bryant (Illinois) vs Purdue (10/12/2024)
102	Zachariah Branch (Southern California) at Washington (11/02/2024)
102	Tez Johnson (Oregon) vs Illinois (10/26/2024)
102	Carnell Tate (Ohio St.) vs Nebraska (10/26/2024)
102	Pat Bryant (Illinois) vs Central Mich. (09/14/2024)
102	Rico Flores Jr. (UCLA) at Hawaii (08/31/2024)
100	Jeremiah Smith (Ohio St.) at Northwestern (11/16/2024)
100	Montorie Foster Jr. (Michigan St.) vs Iowa (10/19/2024)
100	Jeremiah Smith (Ohio St.) at Oregon (10/12/2024)

Number of 100-Yard Receiving Performances

5	Tai Felton, Maryland
3	Tyler Warren, Penn St.
3	Elijah Sarratt, Indiana
3	Pat Bryant, Illinois
3	Tez Johnson, Oregon
3	Jeremiah Smith, Ohio St.
2	Nick Marsh, Michigan St.
2	Evan Stewart, Oregon
2	Dymere Miller, Rutgers
2	Bryce Kirtz, Northwestern
2	Denzel Boston, Washington
2	Daniel Jackson, Minnesota
1	Giles Jackson, Washington
1	Traeshon Holden, Oregon
1	Jacob Gill, Iowa
1	Makai Lemon, Southern California
1	Trech Kekahuna, Wisconsin
1	Max Klare, Purdue
1	Omar Cooper Jr., Indiana
1	Isaiah Neyor, Nebraska
1	Emeka Egbuka, Ohio St.
1	A.J. Henning, Northwestern
1	Harrison Wallace III, Penn St.
1	Omari Evans, Penn St.
1	Keegan Jones, UCLA
1	Colston Loveland, Michigan
1	Kaden Prather, Maryland
1	Ian Strong, Rutgers
1	J.Michael Sturdivant, UCLA
1	Liam Clifford, Penn St.
1	Ja'Kobi Lane, Southern California
1	Moliki Matavao, UCLA
1	Zachariah Branch, Southern California
1	Carnell Tate, Ohio St.
1	Rico Flores Jr., UCLA
1	Montorie Foster Jr., Michigan St.



**2024-25 Big Ten Football
Conference Statistical Ranking Comparison
All games**

Team	Offense				Defense			
	Rushing	Passing	Total Off.	Scoring	Rushing	Passing	Total Def.	Scoring
Illinois	11	12	10	7	14	11	14	8
Indiana	5	5	3	1	1	6	2	3
Iowa	1	17	12	6	9	9	6	6
Maryland	14	2	7	9	8	18	16	17
Michigan	8	18	17	14	5	13	10	13
Michigan St.	15	9	13	15	11	8	9	15
Minnesota	17	10	14	8	10	5	4	5
Nebraska	13	11	11	13	6	10	7	7
Northwestern	16	16	18	17	7	15	13	12
Ohio St.	3	6	4	2	2	1	1	1
Oregon	4	1	1	3	12	7	5	4
Penn St.	2	7	2	4	3	3	3	2
Purdue	12	15	16	18	18	17	18	18
Rutgers	6	13	8	10	15	14	17	14
Southern California	10	3	5	5	13	12	15	10
UCLA	18	8	15	16	4	16	12	16
Washington	9	4	6	11	17	4	11	11
Wisconsin	7	14	9	12	16	2	8	9

Team	Kick ret.	Punt ret.	Interceptions	Sacks	TFL	Turnover Mar.
Illinois	13	3	15	2	13	5
Indiana	17	1	1	1	1	2
Iowa	1	2	6	10	15	2
Maryland	16	10	9	17	7	11
Michigan	5	7	8	4	6	14
Michigan St.	14	18	2	16	9	18
Minnesota	8	5	3	9	12	1
Nebraska	7	15	4	6	5	11
Northwestern	2	4	11	14	11	10
Ohio St.	15	8	12	3	3	5
Oregon	10	6	17	7	4	4
Penn St.	9	9	13	5	2	8
Purdue	12	11	18	13	10	17
Rutgers	18	12	14	11	17	5
Southern California	6	16	7	18	13	13
UCLA	11	17	5	15	8	14
Washington	4	13	10	8	15	8
Wisconsin	3	14	16	12	18	14



**2024-25 Big Ten Football
Individual Statistics
All games**

RUSHING (Minimum Games Played Pct. 75%, 10 Rushing Attempts/Game)

#	Player	G	Att.	Yds	Avg.	TD	Lg	Avg/g
1	Johnson, Kaleb - Iowa	10	188	1328	7.06	20	75	132.80
2	Monangai, Kyle - RU	9	197	1028	5.22	12	62	114.22
3	Marks, Woody - USC	10	174	1024	5.89	9	65	102.40
4	James, Jordan - Oregon	11	191	1067	5.59	11	41	97.00
5	Coleman, Jonah - UW	11	173	1008	5.83	9	64	91.64
6	Walker, Tawee - Wisc	9	162	773	4.77	10	55	85.89
7	Taylor, Darius - MINN	9	136	672	4.94	9	80	74.67
8	Mullings, Kalel - Mich	10	141	740	5.25	8	63	74.00
9	Judkins, Quinshon - OSU	10	121	723	5.98	8	86	72.30
10	Ellison, Justice - IND	10	120	686	5.72	9	47	68.60

TOTAL OFFENSE (Minimum Games Played Pct. 75%)

#	Player	G	Rush	Pass	Plays	Total	Yds/g
1	Edwards Jr., Billy - MD	10	123	2855	488	2978	297.80
2	Gabriel, Dillon - Oregon	11	155	3066	405	3221	292.82
3	Moss, Miller - USC	9	-18	2555	383	2537	281.89
4	Rourke, Kurtis - IND	9	17	2410	268	2427	269.67
5	Howard, Will - OSU	10	122	2484	318	2606	260.60
6	Garbers, Ethan - UCLA	9	128	2173	362	2301	255.67
7	Allar, Drew - PSU	10	194	2253	282	2447	244.70
8	Chiles, Aidan - MSU	10	210	2106	354	2316	231.60
9	Altmyer, Luke - Illini	10	168	2124	364	2292	229.20
10	Kaliakmanis, Athan - RU	10	132	2128	368	2260	226.00

PASSING AVG/GAME (Minimum Games Played Pct. 75%)

#	Player	G	Comp-att-int	Yds	TD	Avg/g
1	Edwards Jr., Billy - MD	10	268-412-9	2855	15	285.50
2	Moss, Miller - USC	9	233-362-9	2555	18	283.89
3	Gabriel, Dillon - Oregon	11	259-351-6	3066	22	278.73
4	Rourke, Kurtis - IND	9	171-238-4	2410	21	267.78
5	Howard, Will - OSU	10	186-255-5	2484	24	248.40
6	Garbers, Ethan - UCLA	9	189-294-11	2173	14	241.44
7	Allar, Drew - PSU	10	166-231-5	2253	16	225.30
8	Brosmer, Max - MINN	10	218-325-4	2251	14	225.10
9	Rogers, Will - UW	11	220-311-7	2458	14	223.45
10	Kaliakmanis, Athan - RU	10	168-305-6	2128	14	212.80

SCORING (Minimum Games Played Pct. 75%)

#	Player	G	TD	FG	XPT	2XP	Pts	Pts/g
1	Johnson, Kaleb - Iowa	10	21	0	0	0	126	12.60
2	Radicic, Nicolas - IND	10	0	8	59	0	83	8.30
3	Monangai, Kyle - RU	9	12	0	0	0	72	8.00
4	Kesich, Dragan - MINN	10	0	15	30	0	75	7.50
5	Olano, David - Illini	10	0	15	29	0	74	7.40
6	Taylor, Darius - MINN	9	11	0	0	0	66	7.33
7	Kim, Jonathan - MSU	10	0	18	17	0	71	7.10
8	Stevens, Drew - Iowa	10	0	12	34	0	70	7.00
9	Fielding, Jayden - OSU	10	0	7	48	0	69	6.90
10	Lantz, Michael - USC	10	0	10	39	0	69	6.90

PASS EFFICIENCY (Minimum Games Played Pct. 75%, 15 Total Passes/Game)

#	Player	G	Comp-att-int	Yds	TD	Eff.
1	Rourke, Kurtis - IND	9	171-238-4	2410	21	182.66
2	Howard, Will - OSU	10	186-255-5	2484	24	181.90
3	Allar, Drew - PSU	10	166-231-5	2253	16	172.32
4	Gabriel, Dillon - Oregon	11	259-351-6	3066	22	164.43
5	Rogers, Will - UW	11	220-311-7	2458	14	147.48
6	Altmyer, Luke - Illini	10	176-282-3	2124	18	144.62
7	Brosmer, Max - MINN	10	218-325-4	2251	14	137.01
8	Moss, Miller - USC	9	233-362-9	2555	18	135.09
9	Garbers, Ethan - UCLA	9	189-294-11	2173	14	134.60
10	Edwards Jr., Billy - MD	10	268-412-9	2855	15	130.90

SCORING (TDs) (Minimum Games Played Pct. 75%, 1 Touchdowns)

#	Player	G	Run	Rec	Ret	Pts	Avg/g
1	Johnson, Kaleb - Iowa	10	20	1	0	126	12.60
2	Monangai, Kyle - RU	9	12	0	0	72	8.00
3	Taylor, Darius - MINN	9	9	2	0	66	7.33
4	Walker, Tawee - Wisc	9	10	0	0	60	6.67
5	Johnson, Tez - Oregon	9	0	8	1	54	6.00
6	Smith, Jeremiah - OSU	10	1	9	0	60	6.00
7	James, Jordan - Oregon	11	11	0	0	66	6.00
8	Lawton, Ty Son - IND	10	9	0	0	54	5.40
9	Marks, Woody - USC	10	9	0	0	54	5.40
10	Judkins, Quinshon - OSU	10	8	1	0	54	5.40

RECEPTIONS/GAME (Minimum Games Played Pct. 75%)

#	Player	G	No.	Yds	TD	Lg	Yds/g	Rec/g
1	Felton, Tai - MD	10	86	1040	7	75	104.00	8.60
2	Johnson, Tez - Oregon	9	64	649	8	52	72.11	7.11
3	Warren, Tyler - PSU	10	67	808	5	38	80.80	6.70
4	Jackson, Daniel - MINN	10	63	712	3	39	71.20	6.30
5	Jackson, Giles - UW	11	68	663	2	45	60.27	6.18
6	Loveland, Colston - Mich	9	53	560	4	36	62.22	5.89
7	Prather, Kaden - MD	10	52	579	3	33	57.90	5.20
8	Boston, Denzel - UW	11	57	764	9	51	69.45	5.18
9	Taylor, Darius - MINN	9	45	312	2	22	34.67	5.00
10	Miller, Dymere - RU	10	50	645	4	45	64.50	5.00

SCORING (KICK) (Minimum Games Played Pct. 75%)

#	Player	G	PAT	FG	Pts	Avg/g
1	Radicic, Nicolas - IND	10	59-59	8-8	83	8.30
2	Kesich, Dragan - MINN	10	30-31	15-21	75	7.50
3	Olano, David - Illini	10	29-29	15-18	74	7.40
4	Kim, Jonathan - MSU	10	17-19	18-20	71	7.10
5	Stevens, Drew - Iowa	10	34-34	12-15	70	7.00
6	Lantz, Michael - USC	10	39-39	10-16	69	6.90
7	Fielding, Jayden - OSU	10	48-48	7-8	69	6.90
8	Gross, Grady - UW	11	25-25	16-24	73	6.64
9	Bhaghani, Mateen - UCLA	10	17-17	16-20	65	6.50
10	Sappington, Atticus - Oregon	11	32-34	13-15	71	6.45



**2024-25 Big Ten Football
Individual Statistics
All games**

RECEIVE YDS/GAME (Minimum Games Played Pct. 75%)

#	Player	G	No.	Yds	TD	Long	Avg/c	Yds/g
1	Felton, Tai - MD	10	86	1040	7	75	12.09	104.00
2	Smith, Jeremiah - OSU	10	49	865	9	70	17.65	86.50
3	Warren, Tyler - PSU	10	67	808	5	38	12.06	80.80
4	Johnson, Tez - Oregon	9	64	649	8	52	10.14	72.11
5	Bryant, Pat - Illini	10	43	717	8	57	16.67	71.70
6	Jackson, Daniel - MINN	10	63	712	3	39	11.30	71.20
7	Boston, Denzel - UW	11	57	764	9	51	13.40	69.45
8	Sarratt, Elijah - IND	10	38	685	6	71	18.03	68.50
9	Marsh, Nick - MSU	9	37	611	3	77	16.51	67.89
10	Miller, Dymere - RU	10	50	645	4	45	12.90	64.50

PUNT RETURN AVG (Minimum Games Played Pct. 75%)

#	Player	G	No.	Yds	TD	Long	Avg.
1	Williams, Ke'Shawn - IND	10	2	36	0	22	18.00
2	Kirtz, Bryce - NU	8	2	36	0	23	18.00
3	Felton, Tai - MD	10	1	17	0	17	17.00

KICK RETURN AVG (Minimum Games Played Pct. 75%)

#	Player	G	No.	Yds	TD	Long	Avg.
1	Whittington, Noah - Oregon	11	6	198	0	100	33.00
2	Lemon, Makai - USC	9	9	263	0	80	29.22
3	Taylor, Joe - Mich	8	1	29	0	29	29.00

ALL PURPOSE (Minimum Games Played Pct. 75%)

#	Player	G	Rush	Rcv	PR	KR	Yds	Avg/g
1	Johnson, Kaleb - Iowa	10	1328	109	0	0	1437	143.70
2	Marks, Woody - USC	10	1024	296	0	0	1320	132.00
3	James, Jordan - Oregon	11	1067	142	0	0	1209	109.91
4	Coleman, Jonah - UW	11	1008	160	0	0	1168	106.18
5	Felton, Tai - MD	10	23	1040	17	0	1080	108.00
6	Monangai, Kyle - RU	9	1028	52	0	0	1080	120.00
7	Singleton, Nicholas - PSU	9	583	238	0	219	1040	115.56
8	Taylor, Darius - MINN	9	672	312	0	0	984	109.33
9	Warren, Tyler - PSU	10	157	808	0	0	965	96.50
10	Smith, Jeremiah - OSU	10	35	865	0	0	900	90.00

PUNTING (Minimum Games Played Pct. 75%, 3.6 Punts/Game)

#	Player	G	No.	Yds	Lg	I20	50+	TB	Avg.
1	McFerson, Bryce - MD	10	38	1755	64	19	15	2	46.18
2	Bertrams, Atticus - Wisc	10	45	2043	74	16	13	3	45.40
3	Crimmins, Keelan - Purdue	10	52	2338	64	13	11	2	44.96
4	Dakin, Rhys - Iowa	10	48	2158	61	22	14	5	44.96
5	Crawford, Mark - MINN	10	41	1778	58	14	6	1	43.37
6	Akers, Luke - NU	10	39	1679	58	15	6	1	43.05
7	Anderson, Jakob - RU	10	42	1785	61	13	5	4	42.50
8	Doman, Tommy - Mich	10	45	1898	58	14	9	3	42.18

FIELD GOALS (Minimum Games Played Pct. 75%)

#	Player	G	Made	Att.	Long	Pct.	Avg.
1	Kim, Jonathan - MSU	10	18	20	55	90.00	1.80
2	Bhaghani, Mateen - UCLA	10	16	20	57	80.00	1.60
3	Olano, David - Illini	10	15	18	50	83.33	1.50
4	Kesich, Dragan - MINN	10	15	21	53	71.43	1.50
5	Gross, Grady - UW	11	16	24	45	66.67	1.45
6	Zvada, Dominic - Mich	10	13	14	56	92.86	1.30
7	Stevens, Drew - Iowa	10	12	15	51	80.00	1.20
8	Sappington, Atticus - Oregon	11	13	15	42	86.67	1.18
9	Howes, Jack - MD	10	11	16	48	68.75	1.10

FIELD GOAL PCT (Minimum Games Played Pct. 75%)

#	Player	G	Made	Att.	Long	Pct.
1	Radicic, Nicolas - IND	10	8	8	41	100.00
2	Zvada, Dominic - Mich	10	13	14	56	92.86
3	Kim, Jonathan - MSU	10	18	20	55	90.00
4	Barker, Ryan - PSU	8	8	9	44	88.89
5	Fielding, Jayden - OSU	10	7	8	46	87.50
6	Sappington, Atticus - Oregon	11	13	15	42	86.67
7	Olano, David - Illini	10	15	18	50	83.33
8	Stevens, Drew - Iowa	10	12	15	51	80.00
9	Bhaghani, Mateen - UCLA	10	16	20	57	80.00



2024-25 Big Ten Football
Individual Statistics
All games

PAT KICKING PCT (Minimum Games Played Pct. 75%)

#	Player	G	Made	Att.	Pct.
1	Vakos, Nathaniel - Wisc	10	28	28	100.00
2	Stevens, Drew - Iowa	10	34	34	100.00
3	Lantz, Michael - USC	10	39	39	100.00
4	Akers, Luke - NU	10	9	9	100.00
5	Freehill, Ben - Purdue	10	1	1	100.00
6	Gross, Grady - UW	11	25	25	100.00
7	Fielding, Jayden - OSU	10	48	48	100.00
8	Olano, David - Illini	10	29	29	100.00
9	Bhaghani, Mateen - UCLA	10	17	17	100.00



**2024-25 Big Ten Football
Individual Statistics
All games**

TACKLES (All positions) (Minimum Games Played Pct. 75%)

#	Player	G	Pos	Solo	Ast	Total	Avg/g
1	Schwesinger, Carson - UCLA	10	LB	69	40	109	10.90
2	Higgins, Jay - Iowa	10	LB	41	57	98	9.80
3	Fisher, Aiden - IND	10	LB	37	61	98	9.80
4	Djabome, Dariel - RU	10	LB	42	46	88	8.80
5	Thieneman, Dillon - Purdue	10	DB	56	27	83	8.30
6	Mascarenas-Arnold, Easton - USC	10	LB	45	37	82	8.20
7	Bruener, Carson - UW	11	LB	47	39	86	7.82
8	Lindenberg, Cody - MINN	10	LB	37	39	76	7.60
9	Jackson, Nick - Iowa	10	LB	36	40	76	7.60
10	Hausmann, Ernest - Mich	10	LB	44	26	70	7.00
11	Rosiek, Dylan - Illini	9	LB	26	37	63	7.00
12	Jenkins, Kydran - Purdue	10	LB	43	26	69	6.90
13	Cobb, Mason - USC	9	LB	28	33	61	6.78
14	Uihlein, Mac - NU	10	LB	43	22	65	6.50
15	Styles, Sonny - OSU	10	LB	28	35	63	6.30
16	Wohler, Hunter - Wisc	10	S	44	19	63	6.30
17	Tuputala, Alphonzo - UW	11	LB	40	29	69	6.27
18	Boettcher, Bryce - Oregon	11	LB	38	31	69	6.27
19	Bailey, Matthew - Illini	10	DB	30	32	62	6.20
20	Simon, Cody - OSU	9	LB	26	29	55	6.11
21	Reed, Jaylen - PSU	10	S	35	25	60	6.00
22	Baranowski, Maverick - MINN	8	LB	13	35	48	6.00
23	Walker, Jailin - IND	10	LB	28	31	59	5.90
24	Gifford, Isaac - Nebr	10	DB	26	33	59	5.90
25	Barham, Jaishawn - Mich	10	LB	37	22	59	5.90
26	Smith, Jaylin - USC	8	CB	30	17	47	5.88
27	Medrano, Kain - UCLA	10	LB	39	19	58	5.80
28	Jacas, Gabe - Illini	10	LB	32	25	57	5.70
29	Turner, Jordan - MSU	10	LB	28	29	57	5.70
30	Bullock, John - Nebr	10	LB	28	28	56	5.60
31	Singleton, DeShon - Nebr	10	DB	39	17	56	5.60
32	Trader Jr., Dante - MD	8	DB	24	20	44	5.50
33	Wheatley, Zakee - PSU	10	S	39	16	55	5.50
34	Brown, Kerry - MINN	9	DB	23	26	49	5.44
35	Asbury II, Shawn - IND	10	DB	21	33	54	5.40
36	Loyal, Shaquan - RU	10	DB	34	20	54	5.40
37	Ramsey, Kamari - USC	8	S	33	10	43	5.38
38	Igbinosun, Desmond - RU	10	DB	23	29	52	5.20
39	Thomas, Jaheim - Wisc	10	LB	24	28	52	5.20
40	Dixon, Flip - RU	9	DB	24	22	46	5.11
41	Chaney, Jake - Wisc	10	LB	23	28	51	5.10
42	King, Kobe - PSU	10	LB	28	22	50	5.00
43	Oladejo, Oluwafemi - UCLA	10	LB	25	25	50	5.00
44	Haladay, Cal - MSU	10	LB	31	18	49	4.90
45	Spencer, Malik - MSU	9	S	28	16	44	4.89
46	Johnson, Theran - NU	9	DB	34	10	44	4.89
47	Ransom, Lathan - OSU	9	S	26	18	44	4.89
48	Stevens, Antonio - Purdue	8	DB	24	15	39	4.88
49	Johnson, Tysheem - Oregon	11	DB	25	27	52	4.73
50	Heldt, Will - Purdue	10	DE	33	14	47	4.70

SACKS (Minimum Games Played Pct. 75%)

#	Player	G	Pos	Solo	Ast	Total	Avg/g
1	Kamara, Mikail - IND	10	DL	9	1	9.5	0.95
2	Carter, Abdul - PSU	10	LB	8	0	8	0.80
3	Jacas, Gabe - Illini	10	LB	7	2	8	0.80
4	Uiagalelei, Matayo - Oregon	11	DE	8	1	8.5	0.77
5	Stewart, Josaiah - Mich	9	DE	6	1	6.5	0.72
6	Robinson, Ty - Nebr	10	DL	6	0	6	0.60
7	Jenkins, Kydran - Purdue	10	LB	4	3	5.5	0.55
8	Heldt, Will - Purdue	10	DE	4	2	5	0.50
9	Tuimoloau, JT - OSU	10	DL	3	4	5	0.50
10	Graves, Aaron - Iowa	10	DL	5	0	5	0.50
11	Joyner, Jah - MINN	10	DL	4	1	4.5	0.45
12	Guy, T.J. - Mich	10	DE	4	1	4.5	0.45
13	Styles, Sonny - OSU	10	LB	4	0	4	0.40
14	Carpenter, James - IND	10	DL	4	0	4	0.40
15	Smith, Anthony - MINN	10	DL	4	0	4	0.40
16	Williams, James - Nebr	10	DL	4	0	4	0.40
17	Hubbard, Aidan - NU	10	DL	3	2	4	0.40
18	Tuioti, Teitum - Oregon	11	LB	4	0	4	0.36
19	Oladejo, Oluwafemi - UCLA	10	LB	3	1	3.5	0.35
20	Sherman, MJ - Nebr	10	LB	3	1	3.5	0.35

TACKLES FOR LOSS (Minimum Games Played Pct. 75%, 1.25 Total

Tackles For Loss/Game)

#	Player	G	Pos	Solo	Ast	Total	Avg/g
1	Carter, Abdul - PSU	10	LB	15	5	17.5	1.75
2	Kamara, Mikail - IND	10	DL	12	5	14.5	1.45



**2024-25 Big Ten Football
Individual Statistics
All games**

FUMBLES FORCED (Minimum Games Played Pct. 75%)

#	Player	G	No.	Avg/g
1	Jacas, Gabe - Illini	10	3	0.30
2	Ramsey, Kamari - USC	8	2	0.25
3	Ransom, Lathan - OSU	9	2	0.22
4	Wyatt, Kellan - MD	9	2	0.22
5	Stewart, Josaiah - Mich	9	2	0.22
6	McGahee IV, Willis - Nebr	9	2	0.22
7	Rosiek, Dylan - Illini	9	2	0.22
8	Rogers, Eric - RU	10	2	0.20
9	Joyner, Jah - MINN	10	2	0.20
10	Kamara, Mikail - IND	10	2	0.20

FUMBLES RECOVERED (Minimum Games Played Pct. 75%)

#	Player	G	No.	Avg/g
1	Kamara, Mikail - IND	10	3	0.30
2	Sawyer, Jack - OSU	10	2	0.20
3	Grant, Kenneth - Mich	10	2	0.20
4	Gbayor, Mikai - Nebr	10	2	0.20
5	Walters, Damon - NU	8	1	0.13
6	Baranowski, Maverick - MINN	8	1	0.13
7	Butler, Jimari - Nebr	9	1	0.11
8	Simon, Cody - OSU	9	1	0.11
9	Fuller, Quashon - MD	9	1	0.11
10	Tuliaupupu, Solomon - USC	9	1	0.11

PASSES DEFENDED (Minimum Games Played Pct. 75%)

#	Player	G	Brup	Int.	Total	Avg/g
1	Walley, Justin - MINN	8	9	2	11	1.38
2	Johnson, Theran - NU	9	10	2	12	1.33
3	Longerbeam, Robert - RU	9	9	1	10	1.11
4	Brantley, Charles - MSU	9	7	3	10	1.11
5	Harris, Jermari - Iowa	10	7	3	10	1.00
6	Dixon, Thaddeus - UW	11	9	1	10	0.91
7	Loyal, Shaquan - RU	10	7	2	9	0.90
8	Robinson, Ethan - MINN	10	6	3	9	0.90
9	Hill, Jyaire - Mich	9	7	1	8	0.89
10	Hartzog Jr., Malcolm - Nebr	9	4	4	8	0.89
11	Muhammad, Jabbar - Oregon	11	9	0	9	0.82
12	Berry, Zeke - Mich	10	6	2	8	0.80
13	Ponds, D'Angelo - IND	10	6	2	8	0.80
14	Bruener, Carson - UW	11	5	3	8	0.73
15	Joyner, Jah - MINN	10	7	0	7	0.70
16	Higgins, Jay - Iowa	10	4	3	7	0.70
17	Wallace, K.J. - UCLA	10	7	0	7	0.70
18	Moore, Kaylin - UCLA	10	6	1	7	0.70
19	Breedlove, Kyndrich - Purdue	10	4	3	7	0.70
20	Scott, Xavier - Illini	10	4	3	7	0.70

INTERCEPTIONS (Minimum Games Played Pct. 75%)

#	Player	G	No.	Yds	TD	Long	Avg/g
1	Perich, Koi - MINN	10	5	63	0	45	0.50
2	Hartzog Jr., Malcolm - Nebr	9	4	75	0	34	0.44
3	Ferrell, Amare - IND	10	4	35	0	20	0.40
4	Miller, Glendon - MD	9	3	28	0	28	0.33
5	Brantley, Charles - MSU	9	3	101	1	100	0.33
6	Harris, Jermari - Iowa	10	3	60	1	32	0.30
7	Higgins, Jay - Iowa	10	3	15	0	10	0.30
8	Robinson, Ethan - MINN	10	3	0	0	0	0.30
9	Reed, Jaylen - PSU	10	3	50	1	22	0.30
10	Schulte, Quinn - Iowa	10	3	23	0	15	0.30



**2024-25 Big Ten Football
Extended Individual Statistics
All games**

TOTAL OFFENSE (Minimum Games Played Pct. 75%)

#	Player	G	Rush	Pass	Plays	Total	Yds/g
1	Edwards Jr., Billy - MD	10	123	2855	488	2978	297.80
2	Gabriel, Dillon - Oregon	11	155	3066	405	3221	292.82
3	Moss, Miller - USC	9	-18	2555	383	2537	281.89
4	Rourke, Kurtis - IND	9	17	2410	268	2427	269.67
5	Howard, Will - OSU	10	122	2484	318	2606	260.60
6	Garbers, Ethan - UCLA	9	128	2173	362	2301	255.67
7	Allar, Drew - PSU	10	194	2253	282	2447	244.70
8	Chiles, Aidan - MSU	10	210	2106	354	2316	231.60
9	Altmeyer, Luke - Illini	10	168	2124	364	2292	229.20
10	Kaliakmanis, Athan - RU	10	132	2128	368	2260	226.00

TOTAL OFFENSE AVG/PLAY (Minimum Games Played Pct. 75%)

#	Player	G	Rush	Pass	Plays	Total	Yds/p
1	Arkin, Tanner - Illini	10	36	0	1	36	3.60
2	Buschini, Brian - Nebr	10	0	30	1	30	3.00
3	Jackson, Elijah - Purdue	9	97	0	6	97	1.80
4	Bertrams, Atticus - Wisc	10	15	0	1	15	1.50
5	Johnson, Aziah - MSU	10	15	0	1	15	1.50
6	Barney Jr., Jacory - Nebr	10	119	0	9	119	1.32
7	Morrisette, De'Nylon - Purdue	9	11	0	1	11	1.22
8	Clifford, Liam - PSU	10	12	0	1	12	1.20
9	Smith, Jeremiah - OSU	10	35	0	3	35	1.17
10	Cooper Jr., Omar - IND	10	23	0	2	23	1.15

TOTAL OFFENSE PLAYS

#	Player	G	Rush	Pass	Plays	Total	Yds/g
1	Edwards Jr., Billy - MD	10	123	2855	488	2978	297.80
2	Gabriel, Dillon - Oregon	11	155	3066	405	3221	292.82
3	Moss, Miller - USC	9	-18	2555	383	2537	281.89
4	Brosmer, Max - MINN	10	-29	2251	382	2222	222.20
5	Kaliakmanis, Athan - RU	10	132	2128	368	2260	226.00
6	Altmeyer, Luke - Illini	10	168	2124	364	2292	229.20
7	Garbers, Ethan - UCLA	9	128	2173	362	2301	255.67
8	Chiles, Aidan - MSU	10	210	2106	354	2316	231.60
9	Raiola, Dylan - Nebr	10	-71	2112	350	2041	204.10
10	Rogers, Will - UW	11	-79	2458	345	2379	216.27

TOTAL OFFENSE YARDS

#	Player	G	Rush	Pass	Plays	Total	Yds/g
1	Edwards Jr., Billy - MD	10	123	2855	488	2978	297.80
2	Gabriel, Dillon - Oregon	11	155	3066	405	3221	292.82
3	Moss, Miller - USC	9	-18	2555	383	2537	281.89
4	Brosmer, Max - MINN	10	-29	2251	382	2222	222.20
5	Kaliakmanis, Athan - RU	10	132	2128	368	2260	226.00
6	Altmeyer, Luke - Illini	10	168	2124	364	2292	229.20
7	Garbers, Ethan - UCLA	9	128	2173	362	2301	255.67
8	Chiles, Aidan - MSU	10	210	2106	354	2316	231.60
9	Raiola, Dylan - Nebr	10	-71	2112	350	2041	204.10
10	Rogers, Will - UW	11	-79	2458	345	2379	216.27

ALL PURPOSE (Minimum Games Played Pct. 75%)

#	Player	G	Rush	Rcv	PR	KR	Yds	Avg/g
1	Johnson, Kaleb - Iowa	10	1328	109	0	0	1437	143.70
2	Marks, Woody - USC	10	1024	296	0	0	1320	132.00
3	James, Jordan - Oregon	11	1067	142	0	0	1209	109.91
4	Coleman, Jonah - UW	11	1008	160	0	0	1168	106.18
5	Felton, Tai - MD	10	23	1040	17	0	1080	108.00
6	Monangai, Kyle - RU	9	1028	52	0	0	1080	120.00
7	Singleton, Nicholas - PSU	9	583	238	0	219	1040	115.56
8	Taylor, Darius - MINN	9	672	312	0	0	984	109.33
9	Warren, Tyler - PSU	10	157	808	0	0	965	96.50
10	Smith, Jeremiah - OSU	10	35	865	0	0	900	90.00

SCORING (Minimum Games Played Pct. 75%)

#	Player	G	TD	FG	XPT	2XP	Pts	Pts/g
1	Johnson, Kaleb - Iowa	10	21	0	0	0	126	12.60
2	Radicic, Nicolas - IND	10	0	8	59	0	83	8.30
3	Monangai, Kyle - RU	9	12	0	0	0	72	8.00
4	Kesich, Dragan - MINN	10	0	15	30	0	75	7.50
5	Olano, David - Illini	10	0	15	29	0	74	7.40
6	Taylor, Darius - MINN	9	11	0	0	0	66	7.33
7	Kim, Jonathan - MSU	10	0	18	17	0	71	7.10
8	Stevens, Drew - Iowa	10	0	12	34	0	70	7.00
9	Fielding, Jayden - OSU	10	0	7	48	0	69	6.90
10	Lantz, Michael - USC	10	0	10	39	0	69	6.90

SCORING (TDs) (Minimum 1 Touchdowns)

#	Player	G	Run	Rec	Ret	Pts	Avg/g
1	Johnson, Kaleb - Iowa	10	20	1	0	126	12.60
2	Monangai, Kyle - RU	9	12	0	0	72	8.00
3	Taylor, Darius - MINN	9	9	2	0	66	7.33
4	Walker, Tawee - Wisc	9	10	0	0	60	6.67
5	Johnson, Tez - Oregon	9	0	8	1	54	6.00
6	Smith, Jeremiah - OSU	10	1	9	0	60	6.00
7	James, Jordan - Oregon	11	11	0	0	66	6.00
8	Warren, Tyler - PSU	10	4	5	0	54	5.40
9	Judkins, Quinshon - OSU	10	8	1	0	54	5.40
10	Lawton, Ty Son - IND	10	9	0	0	54	5.40

SCORING (KICK) (Minimum Games Played Pct. 75%)

#	Player	G	PAT	FG	Pts	Avg/g
1	Radicic, Nicolas - IND	10	59-59	8-8	83	8.30
2	Kesich, Dragan - MINN	10	30-31	15-21	75	7.50
3	Olano, David - Illini	10	29-29	15-18	74	7.40
4	Kim, Jonathan - MSU	10	17-19	18-20	71	7.10
5	Stevens, Drew - Iowa	10	34-34	12-15	70	7.00
6	Lantz, Michael - USC	10	39-39	10-16	69	6.90
7	Fielding, Jayden - OSU	10	48-48	7-8	69	6.90
8	Gross, Grady - UW	11	25-25	16-24	73	6.64
9	Bhaghani, Mateen - UCLA	10	17-17	16-20	65	6.50
10	Sappington, Atticus - Oregon	11	32-34	13-15	71	6.45



**2024-25 Big Ten Football
Extended Individual Statistics
All games**

TOTAL OFFENSE TDS

#	Player	G	Rush	Pass	Total
1	Howard, Will - OSU	10	122	2484	30
2	Gabriel, Dillon - Oregon	11	155	3066	28
3	Rourke, Kurtis - IND	9	17	2410	23
4	Johnson, Kaleb - Iowa	10	1328	0	20
5	Moss, Miller - USC	9	-18	2555	20
6	Altmyer, Luke - Illini	10	168	2124	20
7	Edwards Jr., Billy - MD	10	123	2855	20
8	Allar, Drew - PSU	10	194	2253	19
9	Brosmer, Max - MINN	10	-29	2251	18
10	Garbers, Ethan - UCLA	9	128	2173	15

RUSHING (Minimum 10 Rushing Attempts/Game, Games Played Pct. 75%)

#	Player	G	Att.	Yds	Avg.	TD	Lg	Avg/g
1	Johnson, Kaleb - Iowa	10	188	1328	7.06	20	75	132.80
2	Monangai, Kyle - RU	9	197	1028	5.22	12	62	114.22
3	Marks, Woody - USC	10	174	1024	5.89	9	65	102.40
4	James, Jordan - Oregon	11	191	1067	5.59	11	41	97.00
5	Coleman, Jonah - UW	11	173	1008	5.83	9	64	91.64
6	Walker, Tawee - Wisc	9	162	773	4.77	10	55	85.89
7	Taylor, Darius - MINN	9	136	672	4.94	9	80	74.67
8	Mullings, Kael - Mich	10	141	740	5.25	8	63	74.00
9	Judkins, Quinshon - OSU	10	121	723	5.98	8	86	72.30
10	Ellison, Justice - IND	10	120	686	5.72	9	47	68.60

YARDS PER RUSH (Minimum 10 Rushing Attempts/Game, Games Played Pct. 75%)

#	Player	G	Att.	Yds	Avg.	TD	Lg	Avg/g
1	Johnson, Kaleb - Iowa	10	188	1328	7.06	20	75	132.80
2	Singleton, Nicholas - PSU	9	95	583	6.14	4	41	64.78
3	Judkins, Quinshon - OSU	10	121	723	5.98	8	86	72.30
4	Marks, Woody - USC	10	174	1024	5.89	9	65	102.40
5	Coleman, Jonah - UW	11	173	1008	5.83	9	64	91.64
6	Ellison, Justice - IND	10	120	686	5.72	9	47	68.60
7	Mockobee, Devin - Purdue	10	115	652	5.67	3	63	65.20
8	James, Jordan - Oregon	11	191	1067	5.59	11	41	97.00
9	Mullings, Kael - Mich	10	141	740	5.25	8	63	74.00
10	Monangai, Kyle - RU	9	197	1028	5.22	12	62	114.22

RUSH ATTEMPTS (Minimum 10 Rushing Attempts/Game)

#	Player	G	Att.	Yds	Avg.	TD	Lg	Avg/g
1	Monangai, Kyle - RU	9	197	1028	5.22	12	62	114.22
2	James, Jordan - Oregon	11	191	1067	5.59	11	41	97.00
3	Johnson, Kaleb - Iowa	10	188	1328	7.06	20	75	132.80
4	Marks, Woody - USC	10	174	1024	5.89	9	65	102.40
5	Coleman, Jonah - UW	11	173	1008	5.83	9	64	91.64
6	Walker, Tawee - Wisc	9	162	773	4.77	10	55	85.89
7	Mullings, Kael - Mich	10	141	740	5.25	8	63	74.00
8	Allen, Kaytron - PSU	10	139	654	4.71	5	26	65.40
9	Taylor, Darius - MINN	9	136	672	4.94	9	80	74.67
10	Judkins, Quinshon - OSU	10	121	723	5.98	8	86	72.30

RUSH YARDS (Minimum 10 Rushing Attempts/Game)

#	Player	G	Att.	Yds	Avg.	TD	Lg	Avg/g
1	Johnson, Kaleb - Iowa	10	188	1328	7.06	20	75	132.80
2	James, Jordan - Oregon	11	191	1067	5.59	11	41	97.00
3	Monangai, Kyle - RU	9	197	1028	5.22	12	62	114.22
4	Marks, Woody - USC	10	174	1024	5.89	9	65	102.40
5	Coleman, Jonah - UW	11	173	1008	5.83	9	64	91.64
6	Walker, Tawee - Wisc	9	162	773	4.77	10	55	85.89
7	Mullings, Kael - Mich	10	141	740	5.25	8	63	74.00
8	Judkins, Quinshon - OSU	10	121	723	5.98	8	86	72.30
9	Ellison, Justice - IND	10	120	686	5.72	9	47	68.60
10	Taylor, Darius - MINN	9	136	672	4.94	9	80	74.67

RUSHING TDS (Minimum 10 Rushing Attempts/Game)

#	Player	G	Att.	Yds	Avg.	TD	Lg	Avg/g
1	Johnson, Kaleb - Iowa	10	188	1328	7.06	20	75	132.80
2	Monangai, Kyle - RU	9	197	1028	5.22	12	62	114.22
3	James, Jordan - Oregon	11	191	1067	5.59	11	41	97.00
4	Walker, Tawee - Wisc	9	162	773	4.77	10	55	85.89
5	Lawton, Ty Son - IND	10	106	508	4.79	9	29	50.80
6	Marks, Woody - USC	10	174	1024	5.89	9	65	102.40
7	Ellison, Justice - IND	10	120	686	5.72	9	47	68.60
8	Coleman, Jonah - UW	11	173	1008	5.83	9	64	91.64
9	Taylor, Darius - MINN	9	136	672	4.94	9	80	74.67
10	Judkins, Quinshon - OSU	10	121	723	5.98	8	86	72.30

PASSING Avg/GAME (Minimum Games Played Pct. 75%)

#	Player	G	Comp-att-int	Yds	TD	Avg/g
1	Edwards Jr., Billy - MD	10	268-412-9	2855	15	285.50
2	Moss, Miller - USC	9	233-362-9	2555	18	283.89
3	Gabriel, Dillon - Oregon	11	259-351-6	3066	22	278.73
4	Rourke, Kurtis - IND	9	171-238-4	2410	21	267.78
5	Howard, Will - OSU	10	186-255-5	2484	24	248.40
6	Garbers, Ethan - UCLA	9	189-294-11	2173	14	241.44
7	Allar, Drew - PSU	10	166-231-5	2253	16	225.30
8	Brosmer, Max - MINN	10	218-325-4	2251	14	225.10
9	Rogers, Will - UW	11	220-311-7	2458	14	223.45
10	Kaliakmanis, Athan - RU	10	168-305-6	2128	14	212.80

PASSING YARDS

#	Player	G	Comp-att-int	Yds	TD	Avg/g
1	Gabriel, Dillon - Oregon	11	259-351-6	3066	22	278.73
2	Edwards Jr., Billy - MD	10	268-412-9	2855	15	285.50
3	Moss, Miller - USC	9	233-362-9	2555	18	283.89
4	Howard, Will - OSU	10	186-255-5	2484	24	248.40
5	Rogers, Will - UW	11	220-311-7	2458	14	223.45
6	Rourke, Kurtis - IND	9	171-238-4	2410	21	267.78
7	Allar, Drew - PSU	10	166-231-5	2253	16	225.30
8	Brosmer, Max - MINN	10	218-325-4	2251	14	225.10
9	Garbers, Ethan - UCLA	9	189-294-11	2173	14	241.44
10	Kaliakmanis, Athan - RU	10	168-305-6	2128	14	212.80



**2024-25 Big Ten Football
Extended Individual Statistics
All games**

PASS EFFICIENCY (Minimum 15 Total Passes/Game, Games Played Pct. 75%)

#	Player	G	Comp-att-int	Yds	TD	Eff
1	Rourke, Kurtis - IND	9	171-238-4	2410	21	182.66
2	Howard, Will - OSU	10	186-255-5	2484	24	181.90
3	Allar, Drew - PSU	10	166-231-5	2253	16	172.32
4	Gabriel, Dillon - Oregon	11	259-351-6	3066	22	164.43
5	Rogers, Will - UW	11	220-311-7	2458	14	147.48
6	Altmyer, Luke - Illini	10	176-282-3	2124	18	144.62
7	Brosmer, Max - MINN	10	218-325-4	2251	14	137.01
8	Moss, Miller - USC	9	233-362-9	2555	18	135.09
9	Garbers, Ethan - UCLA	9	189-294-11	2173	14	134.60
10	Edwards Jr., Billy - MD	10	268-412-9	2855	15	130.90

PASS ATTEMPTS

#	Player	G	Comp-att-int	Yds	TD	Avg/g
1	Edwards Jr., Billy - MD	10	268-412-9	2855	15	285.50
2	Moss, Miller - USC	9	233-362-9	2555	18	283.89
3	Gabriel, Dillon - Oregon	11	259-351-6	3066	22	278.73
4	Brosmer, Max - MINN	10	218-325-4	2251	14	225.10
5	Rogers, Will - UW	11	220-311-7	2458	14	223.45
6	Raiola, Dylan - Nebr	10	203-310-10	2112	11	211.20
7	Kaliakmanis, Athan - RU	10	168-305-6	2128	14	212.80
8	Garbers, Ethan - UCLA	9	189-294-11	2173	14	241.44
9	Altmyer, Luke - Illini	10	176-282-3	2124	18	212.40
10	Chiles, Aidan - MSU	10	164-269-11	2106	10	210.60

PASS YDS/COMP. (Minimum 15 Total Passes/Game, Games Played Pct. 75%)

#	Player	G	Comp-att-int	Yds	TD	Avg/c
1	Rourke, Kurtis - IND	9	171-238-4	2410	21	14.09
2	Allar, Drew - PSU	10	166-231-5	2253	16	13.57
3	Howard, Will - OSU	10	186-255-5	2484	24	13.35
4	Chiles, Aidan - MSU	10	164-269-11	2106	10	12.84
5	Kaliakmanis, Athan - RU	10	168-305-6	2128	14	12.67
6	Altmyer, Luke - Illini	10	176-282-3	2124	18	12.07
7	Gabriel, Dillon - Oregon	11	259-351-6	3066	22	11.84
8	Locke, Braedyn - Wisc	9	129-234-9	1514	9	11.74
9	Garbers, Ethan - UCLA	9	189-294-11	2173	14	11.50
10	Card, Hudson - Purdue	8	112-188-5	1264	8	11.29

PASS COMPLETIONS

#	Player	G	Comp-att-int	Yds	TD	Avg/g
1	Edwards Jr., Billy - MD	10	268-412-9	2855	15	285.50
2	Gabriel, Dillon - Oregon	11	259-351-6	3066	22	278.73
3	Moss, Miller - USC	9	233-362-9	2555	18	283.89
4	Rogers, Will - UW	11	220-311-7	2458	14	223.45
5	Brosmer, Max - MINN	10	218-325-4	2251	14	225.10
6	Raiola, Dylan - Nebr	10	203-310-10	2112	11	211.20
7	Garbers, Ethan - UCLA	9	189-294-11	2173	14	241.44
8	Howard, Will - OSU	10	186-255-5	2484	24	248.40
9	Altmyer, Luke - Illini	10	176-282-3	2124	18	212.40
10	Rourke, Kurtis - IND	9	171-238-4	2410	21	267.78

PASS YDS/ATT (Minimum 15 Total Passes/Game, Games Played Pct. 75%)

#	Player	G	Comp-att-int	Yds	TD	Avg/a
1	Rourke, Kurtis - IND	9	171-238-4	2410	21	10.13
2	Allar, Drew - PSU	10	166-231-5	2253	16	9.75
3	Howard, Will - OSU	10	186-255-5	2484	24	9.74
4	Gabriel, Dillon - Oregon	11	259-351-6	3066	22	8.74
5	Rogers, Will - UW	11	220-311-7	2458	14	7.90
6	Chiles, Aidan - MSU	10	164-269-11	2106	10	7.83
7	Altmyer, Luke - Illini	10	176-282-3	2124	18	7.53
8	Garbers, Ethan - UCLA	9	189-294-11	2173	14	7.39
9	Moss, Miller - USC	9	233-362-9	2555	18	7.06
10	Kaliakmanis, Athan - RU	10	168-305-6	2128	14	6.98

PASSING TDS

#	Player	G	Comp-att-int	Yds	TD	Avg/g
1	Howard, Will - OSU	10	186-255-5	2484	24	248.40
2	Gabriel, Dillon - Oregon	11	259-351-6	3066	22	278.73
3	Rourke, Kurtis - IND	9	171-238-4	2410	21	267.78
4	Moss, Miller - USC	9	233-362-9	2555	18	283.89
5	Altmyer, Luke - Illini	10	176-282-3	2124	18	212.40
6	Allar, Drew - PSU	10	166-231-5	2253	16	225.30
7	Edwards Jr., Billy - MD	10	268-412-9	2855	15	285.50
8	Rogers, Will - UW	11	220-311-7	2458	14	223.45
9	Brosmer, Max - MINN	10	218-325-4	2251	14	225.10
10	Garbers, Ethan - UCLA	9	189-294-11	2173	14	241.44

PASS COMP. PCT (Minimum 15 Total Passes/Game, Games Played Pct. 75%)

#	Player	G	Comp-att-int	Yds	TD	Pct.
1	Gabriel, Dillon - Oregon	11	259-351-6	3066	22	73.79
2	Howard, Will - OSU	10	186-255-5	2484	24	72.94
3	Allar, Drew - PSU	10	166-231-5	2253	16	71.86
4	Rourke, Kurtis - IND	9	171-238-4	2410	21	71.85
5	Rogers, Will - UW	11	220-311-7	2458	14	70.74
6	Brosmer, Max - MINN	10	218-325-4	2251	14	67.08
7	Raiola, Dylan - Nebr	10	203-310-10	2112	11	65.48
8	Edwards Jr., Billy - MD	10	268-412-9	2855	15	65.05
9	Moss, Miller - USC	9	233-362-9	2555	18	64.36
10	Garbers, Ethan - UCLA	9	189-294-11	2173	14	64.29

PASS INTERCEPTIONS

#	Player	G	Comp-att-int	Yds	TD	Avg/g
1	Chiles, Aidan - MSU	10	164-269-11	2106	10	210.60
2	Garbers, Ethan - UCLA	9	189-294-11	2173	14	241.44
3	Raiola, Dylan - Nebr	10	203-310-10	2112	11	211.20
4	Edwards Jr., Billy - MD	10	268-412-9	2855	15	285.50
5	Locke, Braedyn - Wisc	9	129-234-9	1514	9	168.22
6	Moss, Miller - USC	9	233-362-9	2555	18	283.89
7	Rogers, Will - UW	11	220-311-7	2458	14	223.45
8	Gabriel, Dillon - Oregon	11	259-351-6	3066	22	278.73
9	Warren, Davis - Mich	6	90-146-6	869	5	144.83
10	Kaliakmanis, Athan - RU	10	168-305-6	2128	14	212.80



**2024-25 Big Ten Football
Extended Individual Statistics
All games**

RECEPTIONS/GAME (Minimum Games Played Pct. 75%)

#	Player	G	No.	Yds	TD	Lg	Yds/g	Rec/g
1	Felton, Tai - MD	10	86	1040	7	75	104.00	8.60
2	Johnson, Tez - Oregon	9	64	649	8	52	72.11	7.11
3	Warren, Tyler - PSU	10	67	808	5	38	80.80	6.70
4	Jackson, Daniel - MINN	10	63	712	3	39	71.20	6.30
5	Jackson, Giles - UW	11	68	663	2	45	60.27	6.18
6	Loveland, Colston - Mich	9	53	560	4	36	62.22	5.89
7	Prather, Kaden - MD	10	52	579	3	33	57.90	5.20
8	Boston, Denzel - UW	11	57	764	9	51	69.45	5.18
9	Taylor, Darius - MINN	9	45	312	2	22	34.67	5.00
10	Miller, Dymere - RU	10	50	645	4	45	64.50	5.00

RECEIVE YDS/GAME (Minimum Games Played Pct. 75%)

#	Player	G	No.	Yds	TD	Long	Avg/c	Yds/g
1	Felton, Tai - MD	10	86	1040	7	75	12.09	104.00
2	Smith, Jeremiah - OSU	10	49	865	9	70	17.65	86.50
3	Warren, Tyler - PSU	10	67	808	5	38	12.06	80.80
4	Johnson, Tez - Oregon	9	64	649	8	52	10.14	72.11
5	Bryant, Pat - Illini	10	43	717	8	57	16.67	71.70
6	Jackson, Daniel - MINN	10	63	712	3	39	11.30	71.20
7	Boston, Denzel - UW	11	57	764	9	51	13.40	69.45
8	Sarratt, Elijah - IND	10	38	685	6	71	18.03	68.50
9	Marsh, Nick - MSU	9	37	611	3	77	16.51	67.89
10	Miller, Dymere - RU	10	50	645	4	45	12.90	64.50

RECEPTIONS

#	Player	G	No.	Yds	TD	Long	Avg/c	Yds/g
1	Felton, Tai - MD	10	86	1040	7	75	12.09	104.00
2	Jackson, Giles - UW	11	68	663	2	45	9.75	60.27
3	Warren, Tyler - PSU	10	67	808	5	38	12.06	80.80
4	Johnson, Tez - Oregon	9	64	649	8	52	10.14	72.11
5	Jackson, Daniel - MINN	10	63	712	3	39	11.30	71.20
6	Boston, Denzel - UW	11	57	764	9	51	13.40	69.45
7	Loveland, Colston - Mich	9	53	560	4	36	10.57	62.22
8	Prather, Kaden - MD	10	52	579	3	33	11.13	57.90
9	Miller, Dymere - RU	10	50	645	4	45	12.90	64.50
10	Egbuka, Emeka - OSU	10	49	612	8	68	12.49	61.20

PUNTING (Minimum 3.6 Punts/Game, Games Played Pct. 75%)

#	Player	G	No.	Yds	Lg	I20	50+	TB	Avg.
1	McFerson, Bryce - MD	10	38	1755	64	19	15	2	46.18
2	Bertrams, Atticus - Wisc	10	45	2043	74	16	13	3	45.40
3	Crimmins, Keelan - Purdue	10	52	2338	64	13	11	2	44.96
4	Dakin, Rhys - Iowa	10	48	2158	61	22	14	5	44.96
5	Crawford, Mark - MINN	10	41	1778	58	14	6	1	43.37
6	Akers, Luke - NU	10	39	1679	58	15	6	1	43.05
7	Anderson, Jakob - RU	10	42	1785	61	13	5	4	42.50
8	Doman, Tommy - Mich	10	45	1898	58	14	9	3	42.18

RECEPTION TDS

#	Player	G	No.	Yds	TD	Long	Avg/c	Yds/g
1	Boston, Denzel - UW	11	57	764	9	51	13.40	69.45
2	Smith, Jeremiah - OSU	10	49	865	9	70	17.65	86.50
3	Johnson, Tez - Oregon	9	64	649	8	52	10.14	72.11
4	Bryant, Pat - Illini	10	43	717	8	57	16.67	71.70
5	Egbuka, Emeka - OSU	10	49	612	8	68	12.49	61.20
6	Felton, Tai - MD	10	86	1040	7	75	12.09	104.00
7	Sarratt, Elijah - IND	10	38	685	6	71	18.03	68.50
8	Warren, Tyler - PSU	10	67	808	5	38	12.06	80.80
9	Neyor, Isaiah - Nebr	10	28	426	5	59	15.21	42.60
10	Cooper Jr., Omar - IND	10	24	527	5	69	21.96	52.70

YARDS PER CATCH (Minimum 2 Receptions/Game, Games Played Pct. 75%)

#	Player	G	No.	Yds	TD	Long	Avg/c	Yds/g
1	Cooper Jr., Omar - IND	10	24	527	5	69	21.96	52.70
2	Sarratt, Elijah - IND	10	38	685	6	71	18.03	68.50
3	Anthony II, Vinny - Wisc	10	28	496	2	63	17.71	49.60
4	Smith, Jeremiah - OSU	10	49	865	9	70	17.65	86.50
5	Wallace III, Harrison - PSU	10	31	533	3	50	17.19	53.30
6	Bryant, Pat - Illini	10	43	717	8	57	16.67	71.70
7	Marsh, Nick - MSU	9	37	611	3	77	16.51	67.89
8	Strong, Ian - RU	9	27	442	3	65	16.37	49.11
9	Edrine, Jahmal - Purdue	8	18	278	2	53	15.44	34.75
10	Holden, Traeshon - Oregon	10	33	508	3	59	15.39	50.80

RECEPTION YARDS

#	Player	G	No.	Yds	TD	Long	Avg/c	Yds/g
1	Felton, Tai - MD	10	86	1040	7	75	12.09	104.00
2	Smith, Jeremiah - OSU	10	49	865	9	70	17.65	86.50
3	Warren, Tyler - PSU	10	67	808	5	38	12.06	80.80
4	Boston, Denzel - UW	11	57	764	9	51	13.40	69.45
5	Bryant, Pat - Illini	10	43	717	8	57	16.67	71.70
6	Jackson, Daniel - MINN	10	63	712	3	39	11.30	71.20
7	Sarratt, Elijah - IND	10	38	685	6	71	18.03	68.50
8	Jackson, Giles - UW	11	68	663	2	45	9.75	60.27
9	Johnson, Tez - Oregon	9	64	649	8	52	10.14	72.11
10	Miller, Dymere - RU	10	50	645	4	45	12.90	64.50

PATS KICKS MADE

#	Player	G	Made	Att.	Pct.
1	Radicic, Nicolas - IND	10	59	59	100.00
2	Fielding, Jayden - OSU	10	48	48	100.00
3	Lantz, Michael - USC	10	39	39	100.00
4	Stevens, Drew - Iowa	10	34	34	100.00
5	Sappington, Atticus - Oregon	11	32	34	94.12
6	Kesich, Dragan - MINN	10	30	31	96.77
7	Patel, Jai - RU	10	29	30	96.67
8	Olano, David - Illini	10	29	29	100.00
9	Howes, Jack - MD	10	28	29	96.55
10	Vakos, Nathaniel - Wisc	10	28	28	100.00



**2024-25 Big Ten Football
Extended Individual Statistics
All games**

NUMBER OF PUNTS

#	Player	G	No.	Yds	Lg	I20	50+	TB	Avg.
1	Crimmins, Keelan - Purdue	10	52	2338	64	13	11	2	44.96
2	Dakin, Rhys - Iowa	10	48	2158	61	22	14	5	44.96
3	Bertrams, Atticus - Wisc	10	45	2043	74	16	13	3	45.40
4	Doman, Tommy - Mich	10	45	1898	58	14	9	3	42.18
5	Anderson, Jakob - RU	10	42	1785	61	13	5	4	42.50
6	Crawford, Mark - MINN	10	41	1778	58	14	6	1	43.37
7	Akers, Luke - NU	10	39	1679	58	15	6	1	43.05
8	McFerson, Bryce - MD	10	38	1755	64	19	15	2	46.18
9	Buschini, Brian - Nebr	10	35	1621	69	13	13	2	46.31
10	Eckley, Ryan - MSU	10	35	1698	61	5	18	2	48.51

YARDS PUNTED

#	Player	G	No.	Yds	Lg	I20	50+	TB	Avg.
1	Crimmins, Keelan - Purdue	10	52	2338	64	13	11	2	44.96
2	Dakin, Rhys - Iowa	10	48	2158	61	22	14	5	44.96
3	Bertrams, Atticus - Wisc	10	45	2043	74	16	13	3	45.40
4	Doman, Tommy - Mich	10	45	1898	58	14	9	3	42.18
5	Anderson, Jakob - RU	10	42	1785	61	13	5	4	42.50
6	Crawford, Mark - MINN	10	41	1778	58	14	6	1	43.37
7	McFerson, Bryce - MD	10	38	1755	64	19	15	2	46.18
8	Eckley, Ryan - MSU	10	35	1698	61	5	18	2	48.51
9	Akers, Luke - NU	10	39	1679	58	15	6	1	43.05
10	Buschini, Brian - Nebr	10	35	1621	69	13	13	2	46.31

PAT KICKING PCT (Minimum Games Played Pct. 75%)

#	Player	G	Made	Att.	Pct.
1	Bhaghani, Mateen - UCLA	10	17	17	100.00
2	Akers, Luke - NU	10	9	9	100.00
3	Lantz, Michael - USC	10	39	39	100.00
4	Vakos, Nathaniel - Wisc	10	28	28	100.00
5	Freehill, Ben - Purdue	10	1	1	100.00
6	Stevens, Drew - Iowa	10	34	34	100.00
7	Fielding, Jayden - OSU	10	48	48	100.00
8	Gross, Grady - UW	11	25	25	100.00
9	Radicic, Nicolas - IND	10	59	59	100.00
10	Olano, David - Illini	10	29	29	100.00

PAT KICKING ATTEMPTS

#	Player	G	Made	Att.	Pct.
1	Radicic, Nicolas - IND	10	59	59	100.00
2	Fielding, Jayden - OSU	10	48	48	100.00
3	Lantz, Michael - USC	10	39	39	100.00
4	Sappington, Atticus - Oregon	11	32	34	94.12
5	Stevens, Drew - Iowa	10	34	34	100.00
6	Kesich, Dragan - MINN	10	30	31	96.77
7	Patel, Jai - RU	10	29	30	96.67
8	Howes, Jack - MD	10	28	29	96.55
9	Olano, David - Illini	10	29	29	100.00
10	Vakos, Nathaniel - Wisc	10	28	28	100.00

PUNT RETURN AVG (Minimum Games Played Pct. 75%)

#	Player	G	No.	Yds	TD	Long	Avg/g
1	Williams, Ke'Shawn - IND	10	2	36	0	22	18.00
2	Kirtz, Bryce - NU	8	2	36	0	23	18.00
3	Felton, Tai - MD	10	1	17	0	17	17.00

FIELD GOALS (Minimum Games Played Pct. 75%)

#	Player	G	Made	Att.	Long	Pct.	FG/G.
1	Kim, Jonathan - MSU	10	18	20	55	90.00	1.80
2	Bhaghani, Mateen - UCLA	10	16	20	57	80.00	1.60
3	Kesich, Dragan - MINN	10	15	21	53	71.43	1.50
4	Olano, David - Illini	10	15	18	50	83.33	1.50
5	Gross, Grady - UW	11	16	24	45	66.67	1.45
6	Zvada, Dominic - Mich	10	13	14	56	92.86	1.30
7	Stevens, Drew - Iowa	10	12	15	51	80.00	1.20
8	Sappington, Atticus - Oregon	11	13	15	42	86.67	1.18
9	Howes, Jack - MD	10	11	16	48	68.75	1.10
10	Vakos, Nathaniel - Wisc	10	11	15	53	73.33	1.10

FIELD GOAL PCT (Minimum Games Played Pct. 75%)

#	Player	G	Made	Att.	Long	Pct.
1	Radicic, Nicolas - IND	10	8	8	41	100.00
2	Zvada, Dominic - Mich	10	13	14	56	92.86
3	Kim, Jonathan - MSU	10	18	20	55	90.00
4	Barker, Ryan - PSU	8	8	9	44	88.89
5	Fielding, Jayden - OSU	10	7	8	46	87.50
6	Sappington, Atticus - Oregon	11	13	15	42	86.67
7	Olano, David - Illini	10	15	18	50	83.33
8	Stevens, Drew - Iowa	10	12	15	51	80.00
9	Bhaghani, Mateen - UCLA	10	16	20	57	80.00
10	Vakos, Nathaniel - Wisc	10	11	15	53	73.33

FIELD GOALS ATTEMPTED

#	Player	G	Made	Att.	Long	Pct.
1	Gross, Grady - UW	11	16	24	45	66.67
2	Kesich, Dragan - MINN	10	15	21	53	71.43
3	Kim, Jonathan - MSU	10	18	20	55	90.00
4	Bhaghani, Mateen - UCLA	10	16	20	57	80.00
5	Olano, David - Illini	10	15	18	50	83.33
6	Howes, Jack - MD	10	11	16	48	68.75
7	Lantz, Michael - USC	10	10	16	54	62.50
8	Stevens, Drew - Iowa	10	12	15	51	80.00
9	Sappington, Atticus - Oregon	11	13	15	42	86.67
10	Vakos, Nathaniel - Wisc	10	11	15	53	73.33

FIELD GOALS MADE

#	Player	G	Made	Att.	Long	Pct.
1	Kim, Jonathan - MSU	10	18	20	55	90.00
2	Bhaghani, Mateen - UCLA	10	16	20	57	80.00
3	Gross, Grady - UW	11	16	24	45	66.67
4	Olano, David - Illini	10	15	18	50	83.33
5	Kesich, Dragan - MINN	10	15	21	53	71.43
6	Zvada, Dominic - Mich	10	13	14	56	92.86
7	Sappington, Atticus - Oregon	11	13	15	42	86.67
8	Stevens, Drew - Iowa	10	12	15	51	80.00
9	Howes, Jack - MD	10	11	16	48	68.75
10	Vakos, Nathaniel - Wisc	10	11	15	53	73.33

KICK RETURN AVG (Minimum Games Played Pct. 75%)

#	Player	G	No.	Yds	TD	Long	Avg/g
1	Whittington, Noah - Oregon	11	6	198	0	100	33.00
2	Lemon, Makai - USC	9	9	263	0	80	29.22
3	Taylor, Joe - Mich	8	1	29	0	29	29.00



**2024-25 Big Ten Football
Extended Individual Statistics
All games**

PUNT RETURNS (Minimum 1.2 Punt Returns/Game)

#	Player	G	No.	Yds	TD	Long	Avg/g
1	Wetjen, Kaden - Iowa	10	21	271	1	85	12.90
2	Price, Myles - IND	10	20	258	0	65	12.90
3	Beatty, Hank - Illini	10	16	220	0	37	13.75
4	Perich, Koi - MINN	10	13	168	0	60	12.92
5	Inniss, Brandon - OSU	10	12	109	0	36	9.08
6	Tracy, Zion - PSU	10	12	64	0	14	5.33
7	Johnson, Tez - Oregon	9	12	155	1	85	12.92
8	Bryant Jr., Gary - Oregon	2	3	13	0	12	4.33

PUNT RETURN YARDS

#	Player	G	No.	Yds	TD	Long	Avg/g
1	Wetjen, Kaden - Iowa	10	21	271	1	85	12.90
2	Price, Myles - IND	10	20	258	0	65	12.90
3	Beatty, Hank - Illini	10	16	220	0	37	13.75
4	Perich, Koi - MINN	10	13	168	0	60	12.92
5	Johnson, Tez - Oregon	9	12	155	1	85	12.92
6	Inniss, Brandon - OSU	10	12	109	0	36	9.08
7	Morgan, Semaj - Mich	9	9	100	0	22	11.11
8	Boston, Denzel - UW	11	11	80	0	25	7.27
9	Henning, A.J. - NU	10	9	77	0	19	8.56
10	Wagner, Drew - NU	4	2	71	1	72	35.50

PUNT RETURN TDS

#	Player	G	No.	Yds	TD	Long	Avg/g
1	Wetjen, Kaden - Iowa	10	21	271	1	85	12.90
2	Wagner, Drew - NU	4	2	71	1	72	35.50
3	Johnson, Tez - Oregon	9	12	155	1	85	12.92

INTERCEPTIONS (Minimum Games Played Pct. 75%)

#	Player	G	No.	Yds	TD	Long	Avg/g
1	Perich, Koi - MINN	10	5	63	0	45	0.50
2	Hartzog Jr., Malcolm - Nebr	9	4	75	0	34	0.44
3	Ferrell, Amare - IND	10	4	35	0	20	0.40
4	Miller, Glendon - MD	9	3	28	0	28	0.33
5	Brantley, Charles - MSU	9	3	101	1	100	0.33
6	Harris, Jermari - Iowa	10	3	60	1	32	0.30
7	Higgins, Jay - Iowa	10	3	15	0	10	0.30
8	Robinson, Ethan - MINN	10	3	0	0	0	0.30
9	Reed, Jaylen - PSU	10	3	50	1	22	0.30
10	Schulte, Quinn - Iowa	10	3	23	0	15	0.30

INTERCEPTION RET YARDS

#	Player	G	No.	Yds	TD	Long	Yds/i
1	Johnson, Will - Mich	6	2	128	2	86	64.00
2	Addison, Bryan - UCLA	10	2	106	1	96	53.00
3	Walley, Justin - MINN	8	2	102	1	70	51.00
4	Brantley, Charles - MSU	9	3	101	1	100	33.67
5	Johnson, Theran - NU	9	2	85	1	85	42.50
6	Asbury II, Shawn - IND	10	1	78	0	78	78.00
7	Hartzog Jr., Malcolm - Nebr	9	4	75	0	34	18.75
8	Ponds, D'Angelo - IND	10	2	67	1	67	33.50
9	Perich, Koi - MINN	10	5	63	0	45	12.60
10	Martinez, Nikai - MSU	10	2	62	0	41	31.00

KICK RETURNS (Minimum 1.2 Total Kick Returns/Game)

#	Player	G	No.	Yds	TD	Long	Avg/g
1	Wetjen, Kaden - Iowa	10	19	480	0	39	25.26
2	Himon II, Joseph - NU	10	14	376	0	96	26.86
3	Reynolds, Keith - UW	11	14	307	0	50	21.93
4	Perich, Koi - MINN	10	12	225	0	27	18.75
5	Singleton, Nicholas - PSU	9	11	219	0	25	19.91
6	Marshall, Jordan - Mich	2	7	151	0	37	21.57

KICK RETURN YARDS

#	Player	G	No.	Yds	TD	Long	Avg/g
1	Wetjen, Kaden - Iowa	10	19	480	0	39	25.26
2	Himon II, Joseph - NU	10	14	376	0	96	26.86
3	Reynolds, Keith - UW	11	14	307	0	50	21.93
4	Lemon, Makai - USC	9	9	263	0	80	29.22
5	Anthony II, Vinny - Wisc	10	9	252	0	74	28.00
6	Perich, Koi - MINN	10	12	225	0	27	18.75
7	Singleton, Nicholas - PSU	9	11	219	0	25	19.91
8	Whittington, Noah - Oregon	11	6	198	0	100	33.00
9	Barney Jr., Jacory - Nebr	10	10	187	0	35	18.70
10	Jones, Keegan - UCLA	10	10	187	0	24	18.70

KICK RETURN TDS

#	Player	G	No.	Yds	TD	Long	Avg/g
1	Limar, Jayden - Oregon	11	1	26	1	26	26.00

INTERCEPTION RETURNS

#	Player	G	No.	Yds	TD	Long	Yds/i
1	Perich, Koi - MINN	10	5	63	0	45	12.60
2	Ferrell, Amare - IND	10	4	35	0	20	8.75
3	Hartzog Jr., Malcolm - Nebr	9	4	75	0	34	18.75
4	Brantley, Charles - MSU	9	3	101	1	100	33.67
5	Bruener, Carson - UW	11	3	55	0	24	18.33
6	Harris, Jermari - Iowa	10	3	60	1	32	20.00
7	Robinson, Ethan - MINN	10	3	0	0	0	0.00
8	Higgins, Jay - Iowa	10	3	15	0	10	5.00
9	Schulte, Quinn - Iowa	10	3	23	0	15	7.67
10	Miller, Glendon - MD	9	3	28	0	28	9.33

INTERCEPTION RETURN TDS

#	Player	G	No.	Yds	TD	Long	Yds/i
1	Johnson, Will - Mich	6	2	128	2	86	64.00
2	Addison, Bryan - UCLA	10	2	106	1	96	53.00
3	Reed, Jaylen - PSU	10	3	50	1	22	16.67
4	Rogers, Eric - RU	10	1	52	1	52	52.00
5	Henderson, Jack - MINN	10	1	25	1	25	25.00
6	Wright, Ceyair - Nebr	10	2	45	1	45	22.50
7	Cobb, Mason - USC	9	2	55	1	55	27.50
8	Walley, Justin - MINN	8	2	102	1	70	51.00
9	Harris, Jermari - Iowa	10	3	60	1	32	20.00
10	Bullock, John - Nebr	10	1	35	1	35	35.00



**2024-25 Big Ten Football
Extended Individual Statistics
All games**

TACKLES (All positions) (Minimum Games Played Pct. 75%)

#	Player	G	Pos	Solo	Ast	Total	Avg/g
1	Schwesinger, Carson - UCLA	10	LB	69	40	109	10.90
2	Higgins, Jay - Iowa	10	LB	41	57	98	9.80
3	Fisher, Aiden - IND	10	LB	37	61	98	9.80
4	Djabome, Dariel - RU	10	LB	42	46	88	8.80
5	Thieneman, Dillon - Purdue	10	DB	56	27	83	8.30
6	Mascarenas-Arnold, Easton - USC	10	LB	45	37	82	8.20
7	Bruener, Carson - UW	11	LB	47	39	86	7.82
8	Lindenberg, Cody - MINN	10	LB	37	39	76	7.60
9	Jackson, Nick - Iowa	10	LB	36	40	76	7.60
10	Hausmann, Ernest - Mich	10	LB	44	26	70	7.00
11	Rosiek, Dylan - Illini	9	LB	26	37	63	7.00
12	Jenkins, Kydran - Purdue	10	LB	43	26	69	6.90
13	Cobb, Mason - USC	9	LB	28	33	61	6.78
14	Uihlein, Mac - NU	10	LB	43	22	65	6.50
15	Styles, Sonny - OSU	10	LB	28	35	63	6.30
16	Wohler, Hunter - Wisc	10	S	44	19	63	6.30
17	Tuputala, Alphonzo - UW	11	LB	40	29	69	6.27
18	Boettcher, Bryce - Oregon	11	LB	38	31	69	6.27
19	Bailey, Matthew - Illini	10	DB	30	32	62	6.20
20	Simon, Cody - OSU	9	LB	26	29	55	6.11
21	Reed, Jaylen - PSU	10	S	35	25	60	6.00
22	Baranowski, Maverick - MINN	8	LB	13	35	48	6.00
23	Walker, Jailin - IND	10	LB	28	31	59	5.90
24	Gifford, Isaac - Nebr	10	DB	26	33	59	5.90
25	Barham, Jaishawn - Mich	10	LB	37	22	59	5.90
26	Smith, Jaylin - USC	8	CB	30	17	47	5.88
27	Medrano, Kain - UCLA	10	LB	39	19	58	5.80
28	Jacas, Gabe - Illini	10	LB	32	25	57	5.70
29	Turner, Jordan - MSU	10	LB	28	29	57	5.70
30	Bullock, John - Nebr	10	LB	28	28	56	5.60
31	Singleton, DeShon - Nebr	10	DB	39	17	56	5.60
32	Trader Jr., Dante - MD	8	DB	24	20	44	5.50
33	Wheatley, Zakee - PSU	10	S	39	16	55	5.50
34	Brown, Kerry - MINN	9	DB	23	26	49	5.44
35	Asbury II, Shawn - IND	10	DB	21	33	54	5.40
36	Loyal, Shaquan - RU	10	DB	34	20	54	5.40
37	Ramsey, Kamari - USC	8	S	33	10	43	5.38
38	Igbinosun, Desmond - RU	10	DB	23	29	52	5.20
39	Thomas, Jaheim - Wisc	10	LB	24	28	52	5.20
40	Dixon, Flip - RU	9	DB	24	22	46	5.11
41	Chaney, Jake - Wisc	10	LB	23	28	51	5.10
42	King, Kobe - PSU	10	LB	28	22	50	5.00
43	Oladejo, Oluwafemi - UCLA	10	LB	25	25	50	5.00
44	Haladay, Cal - MSU	10	LB	31	18	49	4.90
45	Spencer, Malik - MSU	9	S	28	16	44	4.89
46	Johnson, Theran - NU	9	DB	34	10	44	4.89
47	Ransom, Lathan - OSU	9	S	26	18	44	4.89
48	Stevens, Antonio - Purdue	8	DB	24	15	39	4.88
49	Johnson, Tysheem - Oregon	11	DB	25	27	52	4.73
50	Heldt, Will - Purdue	10	DE	33	14	47	4.70

SACKS (Minimum Games Played Pct. 75%)

#	Player	G	Pos	Solo	Ast	Total	Avg/g
1	Kamara, Mikail - IND	10	DL	9	1	9.5	0.95
2	Carter, Abdul - PSU	10	LB	8	0	8	0.80
3	Jacas, Gabe - Illini	10	LB	7	2	8	0.80
4	Uiagalelei, Matayo - Oregon	11	DE	8	1	8.5	0.77
5	Stewart, Josaiah - Mich	9	DE	6	1	6.5	0.72
6	Robinson, Ty - Nebr	10	DL	6	0	6	0.60
7	Jenkins, Kydran - Purdue	10	LB	4	3	5.5	0.55
8	Tuimoloau, JT - OSU	10	DL	3	4	5	0.50
9	Heldt, Will - Purdue	10	DE	4	2	5	0.50
10	Graves, Aaron - Iowa	10	DL	5	0	5	0.50

TACKLES FOR LOSS (Minimum 1.25 Total Tackles For Loss/Game, Games Played Pct. 75%)

#	Player	G	Pos	Solo	Ast	Total	Avg/g
1	Carter, Abdul - PSU	10	LB	15	5	17.5	1.75
2	Kamara, Mikail - IND	10	DL	12	5	14.5	1.45

FUMBLES FORCED (Minimum Games Played Pct. 75%)

#	Player	G	No.	Avg/g
1	Jacas, Gabe - Illini	10	3	0.30
2	Ramsey, Kamari - USC	8	2	0.25
3	Ransom, Lathan - OSU	9	2	0.22
4	Wyatt, Kellan - MD	9	2	0.22
5	Stewart, Josaiah - Mich	9	2	0.22
6	McGahee IV, Willis - Nebr	9	2	0.22
7	Rosiek, Dylan - Illini	9	2	0.22
8	Rogers, Eric - RU	10	2	0.20
9	Joyner, Jah - MINN	10	2	0.20
10	Kamara, Mikail - IND	10	2	0.20

FUMBLES RECOVERED (Minimum Games Played Pct. 75%)

#	Player	G	No.	Avg/g
1	Kamara, Mikail - IND	10	3	0.30
2	Sawyer, Jack - OSU	10	2	0.20
3	Grant, Kenneth - Mich	10	2	0.20
4	Gbaylor, Mikai - Nebr	10	2	0.20
5	Walters, Damon - NU	8	1	0.13
6	Baranowski, Maverick - MINN	8	1	0.13
7	Butler, Jimari - Nebr	9	1	0.11
8	Simon, Cody - OSU	9	1	0.11
9	Fuller, Quashon - MD	9	1	0.11
10	Tuliaupupu, Solomon - USC	9	1	0.11

PASSES DEFENDED (Minimum Games Played Pct. 75%)

#	Player	G	Brup	Int.	Total	Avg/g
1	Walley, Justin - MINN	8	9	2	11	1.38
2	Johnson, Theran - NU	9	10	2	12	1.33
3	Brantley, Charles - MSU	9	7	3	10	1.11
4	Longerbeam, Robert - RU	9	9	1	10	1.11
5	Harris, Jermari - Iowa	10	7	3	10	1.00
6	Dixon, Thaddeus - UW	11	9	1	10	0.91
7	Loyal, Shaquan - RU	10	7	2	9	0.90
8	Robinson, Ethan - MINN	10	6	3	9	0.90
9	Hill, Jyaire - Mich	9	7	1	8	0.89
10	Hartzog Jr., Malcolm - Nebr	9	4	4	8	0.89



**2024-25 Big Ten Football
Extended Team Leaders
All games**

SCORING OFFENSE

Team	G	TD	FG	XPT	2XP	DXP	Saf	Pts	Avg/G
Indiana	10	59	8	59	0	0	1	439	43.9
Ohio St.	10	51	7	51	0	0	0	378	37.8
Oregon	11	47	15	40	3	0	0	373	33.91
Penn St.	10	43	10	42	0	0	0	330	33
Southern California	10	39	10	39	0	0	0	303	30.3
Iowa	10	37	12	34	0	0	1	294	29.4
Illinois	10	32	16	29	1	0	0	271	27.1
Minnesota	10	32	15	30	0	0	0	267	26.7
Maryland	10	33	11	29	2	0	0	264	26.4
Rutgers	10	34	8	29	1	0	2	263	26.3
Wisconsin	10	29	11	28	1	0	1	239	23.9
Nebraska	10	29	9	27	1	0	1	232	23.2
Washington	11	29	16	25	1	0	0	249	22.64
Michigan	10	24	13	19	1	0	0	204	20.4
Michigan St.	10	20	18	18	0	0	1	194	19.4
UCLA	10	20	16	18	1	0	0	188	18.8
Northwestern	10	20	13	19	0	0	1	180	18
Purdue	10	21	8	18	2	0	0	172	17.2

TOTAL DEFENSE

Team	G	Rush	Pass	Plays	Yards	Avg/P	TD	Avg/G
Ohio St.	10	907	1601	589	2508	4.26	10	250.8
Indiana	10	722	1833	611	2555	4.18	16	255.5
Penn St.	10	986	1740	597	2726	4.57	13	272.6
Oregon	11	1304	1857	672	3161	4.7	19	287.36
Minnesota	10	1198	1766	615	2964	4.82	20	296.4
Washington	11	1675	1765	717	3440	4.8	25	312.73
Iowa	10	1168	2034	627	3202	5.11	18	320.2
Nebraska	10	1105	2109	606	3214	5.3	25	321.4
Wisconsin	10	1617	1648	612	3265	5.33	24	326.5
Michigan St.	10	1297	1984	607	3281	5.41	33	328.1
Michigan	10	1024	2328	651	3352	5.15	27	335.2
UCLA	10	1006	2457	633	3463	5.47	34	346.3
Northwestern	10	1146	2417	658	3563	5.41	26	356.3
Illinois	10	1473	2159	646	3632	5.62	23	363.2
Southern California	10	1320	2327	653	3647	5.58	24	364.7
Maryland	10	1154	2627	660	3781	5.73	33	378.1
Rutgers	10	1484	2410	651	3894	5.98	31	389.4
Purdue	10	2033	2524	659	4557	6.92	48	455.7

SCORING DEFENSE

Team	G	TD	FG	XPT	2XP	DXP	Saf	Pts	Avg/G
Ohio St.	10	11	9	8	1	0	0	103	10.3
Penn St.	10	13	15	11	1	0	0	136	13.6
Indiana	10	16	9	15	0	0	0	138	13.8
Oregon	11	20	11	18	1	0	0	173	15.73
Minnesota	10	20	12	19	0	0	1	177	17.7
Iowa	10	21	12	20	0	0	0	182	18.2
Nebraska	10	26	6	26	0	0	0	200	20
Washington	11	26	14	25	0	0	1	225	20.45
Illinois	10	24	13	19	2	0	0	206	20.6
Wisconsin	10	26	9	26	0	0	0	209	20.9
Southern California	10	26	13	21	2	0	0	220	22
Northwestern	10	27	12	26	0	0	2	228	22.8
Michigan	10	27	13	25	2	0	0	230	23
Rutgers	10	31	5	27	3	0	0	234	23.4
Michigan St.	10	33	8	29	1	0	1	255	25.5
UCLA	10	34	12	29	1	0	0	271	27.1
Maryland	10	36	13	35	1	0	0	292	29.2
Purdue	10	52	9	50	0	0	0	389	38.9

TOTAL OFFENSE PLAYS

Team	G	Rush	Pass	Plays	Yards	Avg/P	TD	Avg/G
Oregon	11	1829	3095	751	4924	6.56	44	447.64
Maryland	10	1155	3057	750	4212	5.62	33	421.2
Washington	11	1533	2827	715	4360	6.1	29	396.36
Rutgers	10	1694	2128	693	3822	5.52	33	382.2
Southern California	10	1501	2880	688	4381	6.37	38	438.1
Wisconsin	10	1693	1938	676	3631	5.37	29	363.1
Nebraska	10	1243	2254	669	3497	5.23	26	349.7
Indiana	10	1767	2765	657	4532	6.9	57	453.2
Penn St.	10	2000	2541	642	4541	7.07	41	454.1
Ohio St.	10	1838	2676	635	4514	7.11	48	451.4
Illinois	10	1420	2153	633	3573	5.64	31	357.3
Michigan St.	10	1147	2308	630	3455	5.48	19	345.5
Minnesota	10	1047	2286	625	3333	5.33	30	333.3
UCLA	10	854	2352	609	3206	5.26	18	320.6
Northwestern	10	1059	1785	607	2844	4.69	17	284.4
Michigan	10	1555	1346	600	2901	4.84	22	290.1
Iowa	10	2081	1389	592	3470	5.86	35	347
Purdue	10	1375	1811	565	3186	5.64	20	318.6



**2024-25 Big Ten Football
Extended Team Leaders
All games**

TOUCHDOWNS SCORED

Team	G	TD	FG	XPT	2XP	DXP	Saf	Pts	Avg/G
Indiana	10	59	8	59	0	0	1	439	43.9
Ohio St.	10	51	7	51	0	0	0	378	37.8
Oregon	11	47	15	40	3	0	0	373	33.91
Penn St.	10	43	10	42	0	0	0	330	33
Southern California	10	39	10	39	0	0	0	303	30.3
Iowa	10	37	12	34	0	0	1	294	29.4
Rutgers	10	34	8	29	1	0	2	263	26.3
Maryland	10	33	11	29	2	0	0	264	26.4
Minnesota	10	32	15	30	0	0	0	267	26.7
Illinois	10	32	16	29	1	0	0	271	27.1
Wisconsin	10	29	11	28	1	0	1	239	23.9
Washington	11	29	16	25	1	0	0	249	22.64
Nebraska	10	29	9	27	1	0	1	232	23.2
Michigan	10	24	13	19	1	0	0	204	20.4
Purdue	10	21	8	18	2	0	0	172	17.2
UCLA	10	20	16	18	1	0	0	188	18.8
Northwestern	10	20	13	19	0	0	1	180	18
Michigan St.	10	20	18	18	0	0	1	194	19.4

TOTAL OFFENSE YARDS

Team	G	Rush	Pass	Plays	Yards	Avg/P	TD	Avg/G
Oregon	11	1829	3095	751	4924	6.56	44	447.64
Penn St.	10	2000	2541	642	4541	7.07	41	454.1
Indiana	10	1767	2765	657	4532	6.9	57	453.2
Ohio St.	10	1838	2676	635	4514	7.11	48	451.4
Southern California	10	1501	2880	688	4381	6.37	38	438.1
Washington	11	1533	2827	715	4360	6.1	29	396.36
Maryland	10	1155	3057	750	4212	5.62	33	421.2
Rutgers	10	1694	2128	693	3822	5.52	33	382.2
Wisconsin	10	1693	1938	676	3631	5.37	29	363.1
Illinois	10	1420	2153	633	3573	5.64	31	357.3
Nebraska	10	1243	2254	669	3497	5.23	26	349.7
Iowa	10	2081	1389	592	3470	5.86	35	347
Michigan St.	10	1147	2308	630	3455	5.48	19	345.5
Minnesota	10	1047	2286	625	3333	5.33	30	333.3
UCLA	10	854	2352	609	3206	5.26	18	320.6
Purdue	10	1375	1811	565	3186	5.64	20	318.6
Michigan	10	1555	1346	600	2901	4.84	22	290.1
Northwestern	10	1059	1785	607	2844	4.69	17	284.4

PTS SCORED KICKING

Team	G	TD	FG	XPT	2XP	DXP	Saf	Pts	Avg/G
Indiana	10	59	8	59	0	0	1	439	43.9
Ohio St.	10	51	7	51	0	0	0	378	37.8
Oregon	11	47	15	40	3	0	0	373	33.91
Penn St.	10	43	10	42	0	0	0	330	33
Southern California	10	39	10	39	0	0	0	303	30.3
Iowa	10	37	12	34	0	0	1	294	29.4
Illinois	10	32	16	29	1	0	0	271	27.1
Minnesota	10	32	15	30	0	0	0	267	26.7
Maryland	10	33	11	29	2	0	0	264	26.4
Rutgers	10	34	8	29	1	0	2	263	26.3
Washington	11	29	16	25	1	0	0	249	22.64
Wisconsin	10	29	11	28	1	0	1	239	23.9
Nebraska	10	29	9	27	1	0	1	232	23.2
Michigan	10	24	13	19	1	0	0	204	20.4
Michigan St.	10	20	18	18	0	0	1	194	19.4
UCLA	10	20	16	18	1	0	0	188	18.8
Northwestern	10	20	13	19	0	0	1	180	18
Purdue	10	21	8	18	2	0	0	172	17.2

TOTAL OFF. AVG/PLAY

Team	G	Rush	Pass	Plays	Yards	Avg/P	TD	Avg/G
Ohio St.	10	1838	2676	635	4514	7.11	48	451.4
Penn St.	10	2000	2541	642	4541	7.07	41	454.1
Indiana	10	1767	2765	657	4532	6.9	57	453.2
Oregon	11	1829	3095	751	4924	6.56	44	447.64
Southern California	10	1501	2880	688	4381	6.37	38	438.1
Washington	11	1533	2827	715	4360	6.1	29	396.36
Iowa	10	2081	1389	592	3470	5.86	35	347
Purdue	10	1375	1811	565	3186	5.64	20	318.6
Illinois	10	1420	2153	633	3573	5.64	31	357.3
Maryland	10	1155	3057	750	4212	5.62	33	421.2
Rutgers	10	1694	2128	693	3822	5.52	33	382.2
Michigan St.	10	1147	2308	630	3455	5.48	19	345.5
Wisconsin	10	1693	1938	676	3631	5.37	29	363.1
Minnesota	10	1047	2286	625	3333	5.33	30	333.3
UCLA	10	854	2352	609	3206	5.26	18	320.6
Nebraska	10	1243	2254	669	3497	5.23	26	349.7
Michigan	10	1555	1346	600	2901	4.84	22	290.1
Northwestern	10	1059	1785	607	2844	4.69	17	284.4



2024-25 Big Ten Football
Extended Team Leaders
All games

TOTAL OFFENSE

Team	G	Rush	Pass	Plays	Yards	Avg/P	TD	Avg/G
Penn St.	10	2000	2541	642	4541	7.07	41	454.1
Indiana	10	1767	2765	657	4532	6.9	57	453.2
Ohio St.	10	1838	2676	635	4514	7.11	48	451.4
Oregon	11	1829	3095	751	4924	6.56	44	447.64
Southern California	10	1501	2880	688	4381	6.37	38	438.1
Maryland	10	1155	3057	750	4212	5.62	33	421.2
Washington	11	1533	2827	715	4360	6.1	29	396.36
Rutgers	10	1694	2128	693	3822	5.52	33	382.2
Wisconsin	10	1693	1938	676	3631	5.37	29	363.1
Illinois	10	1420	2153	633	3573	5.64	31	357.3
Nebraska	10	1243	2254	669	3497	5.23	26	349.7
Iowa	10	2081	1389	592	3470	5.86	35	347
Michigan St.	10	1147	2308	630	3455	5.48	19	345.5
Minnesota	10	1047	2286	625	3333	5.33	30	333.3
UCLA	10	854	2352	609	3206	5.26	18	320.6
Purdue	10	1375	1811	565	3186	5.64	20	318.6
Michigan	10	1555	1346	600	2901	4.84	22	290.1
Northwestern	10	1059	1785	607	2844	4.69	17	284.4

TOTAL OFFENSE TDS

Team	G	Rush	Pass	Plays	Yards	Avg/P	TD	Avg/G
Indiana	10	1767	2765	657	4532	6.9	57	453.2
Ohio St.	10	1838	2676	635	4514	7.11	48	451.4
Oregon	11	1829	3095	751	4924	6.56	44	447.64
Penn St.	10	2000	2541	642	4541	7.07	41	454.1
Southern California	10	1501	2880	688	4381	6.37	38	438.1
Iowa	10	2081	1389	592	3470	5.86	35	347
Rutgers	10	1694	2128	693	3822	5.52	33	382.2
Maryland	10	1155	3057	750	4212	5.62	33	421.2
Illinois	10	1420	2153	633	3573	5.64	31	357.3
Minnesota	10	1047	2286	625	3333	5.33	30	333.3
Wisconsin	10	1693	1938	676	3631	5.37	29	363.1
Washington	11	1533	2827	715	4360	6.1	29	396.36
Nebraska	10	1243	2254	669	3497	5.23	26	349.7
Michigan	10	1555	1346	600	2901	4.84	22	290.1
Purdue	10	1375	1811	565	3186	5.64	20	318.6
Michigan St.	10	1147	2308	630	3455	5.48	19	345.5
UCLA	10	854	2352	609	3206	5.26	18	320.6
Northwestern	10	1059	1785	607	2844	4.69	17	284.4

RUSHING OFFENSE

Team	G	Att	Yards	Avg/A	Long	TD	Avg/G
Iowa	10	379	2081	5.49	75	27	208.1
Penn St.	10	375	2000	5.33	78	20	200
Ohio St.	10	350	1838	5.25	86	22	183.8
Indiana	10	379	1767	4.66	51	32	176.7
Rutgers	10	388	1694	4.37	62	19	169.4
Wisconsin	10	373	1693	4.54	55	19	169.3
Oregon	11	391	1829	4.68	54	22	166.27
Michigan	10	358	1555	4.34	63	12	155.5
Southern California	10	278	1501	5.4	75	17	150.1
Illinois	10	345	1420	4.12	42	13	142
Washington	11	350	1533	4.38	64	12	139.36
Purdue	10	304	1375	4.52	69	8	137.5
Nebraska	10	336	1243	3.7	42	15	124.3
Maryland	10	313	1155	3.69	75	15	115.5
Michigan St.	10	332	1147	3.45	63	9	114.7
Northwestern	10	301	1059	3.52	51	12	105.9
Minnesota	10	293	1047	3.57	80	15	104.7
UCLA	10	280	854	3.05	57	3	85.4

RUSHING TDS

Team	G	Att	Yards	Avg/A	Long	TD	Avg/G
Indiana	10	379	1767	4.66	51	32	176.7
Iowa	10	379	2081	5.49	75	27	208.1
Oregon	11	391	1829	4.68	54	22	166.27
Ohio St.	10	350	1838	5.25	86	22	183.8
Penn St.	10	375	2000	5.33	78	20	200
Wisconsin	10	373	1693	4.54	55	19	169.3
Rutgers	10	388	1694	4.37	62	19	169.4
Southern California	10	278	1501	5.4	75	17	150.1
Nebraska	10	336	1243	3.7	42	15	124.3
Minnesota	10	293	1047	3.57	80	15	104.7
Maryland	10	313	1155	3.69	75	15	115.5
Illinois	10	345	1420	4.12	42	13	142
Washington	11	350	1533	4.38	64	12	139.36
Northwestern	10	301	1059	3.52	51	12	105.9
Michigan	10	358	1555	4.34	63	12	155.5
Michigan St.	10	332	1147	3.45	63	9	114.7
Purdue	10	304	1375	4.52	69	8	137.5
UCLA	10	280	854	3.05	57	3	85.4



**2024-25 Big Ten Football
Extended Team Leaders
All games**

RUSHING DEFENSE

Team	G	Att	Yards	Avg/A	Long	TD	Avg/G
Indiana	10	293	722	2.46	75	8	72.2
Ohio St.	10	325	907	2.79	38	6	90.7
Penn St.	10	306	986	3.22	75	4	98.6
UCLA	10	303	1006	3.32	30	17	100.6
Michigan	10	305	1024	3.36	65	10	102.4
Nebraska	10	313	1105	3.53	57	6	110.5
Northwestern	10	319	1146	3.59	41	13	114.6
Maryland	10	320	1154	3.61	51	13	115.4
Iowa	10	304	1168	3.84	31	2	116.8
Oregon	11	337	1304	3.87	70	11	118.55
Minnesota	10	320	1198	3.74	42	11	119.8
Michigan St.	10	337	1297	3.85	75	15	129.7
Southern California	10	311	1320	4.24	63	15	132
Illinois	10	334	1473	4.41	35	9	147.3
Rutgers	10	304	1484	4.88	73	19	148.4
Washington	11	391	1675	4.28	78	14	152.27
Wisconsin	10	353	1617	4.58	35	15	161.7
Purdue	10	390	2033	5.21	70	29	203.3

PASS EFFICIENCY

Team	G	Comp-Att-Int	Pct.	Yds	Avg/G	TD	Effic
Indiana	10	195 - 278 - 5	70.14	2765	276.50	25	179.77
Ohio St.	10	201 - 285 - 5	70.53	2676	267.60	26	175.99
Penn St.	10	192 - 267 - 6	71.91	2541	254.10	21	173.31
Oregon	11	265 - 360 - 6	73.61	3095	281.36	22	162.66
Washington	11	259 - 365 - 7	70.96	2827	257.00	17	147.55
Illinois	10	178 - 288 - 3	61.81	2153	215.30	18	143.14
Minnesota	10	221 - 332 - 4	66.57	2286	228.60	15	136.90
Southern California	10	266 - 410 - 10	64.88	2880	288.00	21	135.91
UCLA	10	213 - 329 - 11	64.74	2352	235.20	15	133.15
Maryland	10	283 - 437 - 9	64.76	3057	305.70	18	132.99
Michigan St.	10	184 - 298 - 11	61.74	2308	230.80	10	130.49
Purdue	10	154 - 261 - 6	59.00	1811	181.10	12	127.86
Nebraska	10	215 - 333 - 11	64.56	2254	225.40	11	125.72
Rutgers	10	168 - 305 - 6	55.08	2128	212.80	14	124.90
Iowa	10	131 - 213 - 7	61.50	1389	138.90	8	122.10
Wisconsin	10	173 - 303 - 9	57.10	1938	193.80	10	115.77
Michigan	10	144 - 242 - 9	59.50	1346	134.60	10	112.42
Northwestern	10	169 - 306 - 6	55.23	1785	178.50	5	105.70

YARDS PER RUSH

Team	G	Att	Yards	Avg/A	Long	TD	Avg/G
Iowa	10	379	2081	5.49	75	27	208.1
Southern California	10	278	1501	5.4	75	17	150.1
Penn St.	10	375	2000	5.33	78	20	200
Ohio St.	10	350	1838	5.25	86	22	183.8
Oregon	11	391	1829	4.68	54	22	166.27
Indiana	10	379	1767	4.66	51	32	176.7
Wisconsin	10	373	1693	4.54	55	19	169.3
Purdue	10	304	1375	4.52	69	8	137.5
Washington	11	350	1533	4.38	64	12	139.36
Rutgers	10	388	1694	4.37	62	19	169.4
Michigan	10	358	1555	4.34	63	12	155.5
Illinois	10	345	1420	4.12	42	13	142
Nebraska	10	336	1243	3.7	42	15	124.3
Maryland	10	313	1155	3.69	75	15	115.5
Minnesota	10	293	1047	3.57	80	15	104.7
Northwestern	10	301	1059	3.52	51	12	105.9
Michigan St.	10	332	1147	3.45	63	9	114.7
UCLA	10	280	854	3.05	57	3	85.4

PASS DEFENSE EFFIC.

Team	G	Comp-Att-Int	Pct.	Yds	Avg/G	TD	Effic
Oregon	11	180 - 335 - 10	53.73	1857	168.82	8	102.21
Washington	11	175 - 326 - 8	53.68	1765	160.45	11	105.39
Minnesota	10	174 - 295 - 16	58.98	1766	176.60	9	108.49
Indiana	10	194 - 318 - 11	61.01	1833	183.30	8	110.81
Ohio St.	10	162 - 264 - 7	61.36	1601	160.10	4	112.00
Penn St.	10	169 - 291 - 8	58.08	1740	174.00	9	113.01
Wisconsin	10	157 - 259 - 4	60.62	1648	164.80	9	122.44
Iowa	10	203 - 323 - 14	62.85	2034	203.40	16	123.42
Southern California	10	231 - 342 - 9	67.54	2327	232.70	9	128.12
Illinois	10	191 - 312 - 9	61.22	2159	215.90	14	128.38
Rutgers	10	216 - 347 - 6	62.25	2410	241.00	12	128.54
Northwestern	10	209 - 339 - 7	61.65	2417	241.70	13	130.07
Michigan	10	215 - 346 - 7	62.14	2328	232.80	17	130.82
Nebraska	10	188 - 293 - 10	64.16	2109	210.90	19	139.20
Michigan St.	10	167 - 270 - 8	61.85	1984	198.40	18	139.65
UCLA	10	219 - 330 - 10	66.36	2457	245.70	17	139.84
Maryland	10	210 - 340 - 9	61.76	2627	262.70	20	140.78
Purdue	10	180 - 269 - 4	66.91	2524	252.40	19	166.07



2024-25 Big Ten Football Extended Team Leaders All games

RUSH ATTEMPTS

Team	G	Att	Yards	Avg/A	Long	TD	Avg/G
Oregon	11	391	1829	4.68	54	22	166.27
Rutgers	10	388	1694	4.37	62	19	169.4
Iowa	10	379	2081	5.49	75	27	208.1
Indiana	10	379	1767	4.66	51	32	176.7
Penn St.	10	375	2000	5.33	78	20	200
Wisconsin	10	373	1693	4.54	55	19	169.3
Michigan	10	358	1555	4.34	63	12	155.5
Washington	11	350	1533	4.38	64	12	139.36
Ohio St.	10	350	1838	5.25	86	22	183.8
Illinois	10	345	1420	4.12	42	13	142
Nebraska	10	336	1243	3.7	42	15	124.3
Michigan St.	10	332	1147	3.45	63	9	114.7
Maryland	10	313	1155	3.69	75	15	115.5
Purdue	10	304	1375	4.52	69	8	137.5
Northwestern	10	301	1059	3.52	51	12	105.9
Minnesota	10	293	1047	3.57	80	15	104.7
UCLA	10	280	854	3.05	57	3	85.4
Southern California	10	278	1501	5.4	75	17	150.1

RUSH YARDS

Team	G	Att	Yards	Avg/A	Long	TD	Avg/G
Iowa	10	379	2081	5.49	75	27	208.1
Penn St.	10	375	2000	5.33	78	20	200
Ohio St.	10	350	1838	5.25	86	22	183.8
Oregon	11	391	1829	4.68	54	22	166.27
Indiana	10	379	1767	4.66	51	32	176.7
Rutgers	10	388	1694	4.37	62	19	169.4
Wisconsin	10	373	1693	4.54	55	19	169.3
Michigan	10	358	1555	4.34	63	12	155.5
Washington	11	350	1533	4.38	64	12	139.36
Southern California	10	278	1501	5.4	75	17	150.1
Illinois	10	345	1420	4.12	42	13	142
Purdue	10	304	1375	4.52	69	8	137.5
Nebraska	10	336	1243	3.7	42	15	124.3
Maryland	10	313	1155	3.69	75	15	115.5
Michigan St.	10	332	1147	3.45	63	9	114.7
Northwestern	10	301	1059	3.52	51	12	105.9
Minnesota	10	293	1047	3.57	80	15	104.7
UCLA	10	280	854	3.05	57	3	85.4



**2024-25 Big Ten Football
Extended Team Leaders
All games**

PASS OFFENSE

Team	G	Comp-Att-Int	Pct.	Yds	Avg/A	TD	Avg/G
Maryland	10	283 - 437 - 9	64.76	3057	7.00	18	305.70
Southern California	10	266 - 410 - 10	64.88	2880	7.02	21	288.00
Oregon	11	265 - 360 - 6	73.61	3095	8.60	22	281.36
Indiana	10	195 - 278 - 5	70.14	2765	9.95	25	276.50
Ohio St.	10	201 - 285 - 5	70.53	2676	9.39	26	267.60
Washington	11	259 - 365 - 7	70.96	2827	7.75	17	257.00
Penn St.	10	192 - 267 - 6	71.91	2541	9.52	21	254.10
UCLA	10	213 - 329 - 11	64.74	2352	7.15	15	235.20
Michigan St.	10	184 - 298 - 11	61.74	2308	7.74	10	230.80
Minnesota	10	221 - 332 - 4	66.57	2286	6.89	15	228.60
Nebraska	10	215 - 333 - 11	64.56	2254	6.77	11	225.40
Illinois	10	178 - 288 - 3	61.81	2153	7.48	18	215.30
Rutgers	10	168 - 305 - 6	55.08	2128	6.98	14	212.80
Wisconsin	10	173 - 303 - 9	57.10	1938	6.40	10	193.80
Purdue	10	154 - 261 - 6	59.00	1811	6.94	12	181.10
Northwestern	10	169 - 306 - 6	55.23	1785	5.83	5	178.50
Iowa	10	131 - 213 - 7	61.50	1389	6.52	8	138.90
Michigan	10	144 - 242 - 9	59.50	1346	5.56	10	134.60

PASS COMP. PCT

Team	G	Comp-Att-Int	Pct.	Yds	Avg/A	TD	Avg/G
Oregon	11	265 - 360 - 6	73.61	3095	8.60	22	281.36
Penn St.	10	192 - 267 - 6	71.91	2541	9.52	21	254.10
Washington	11	259 - 365 - 7	70.96	2827	7.75	17	257.00
Ohio St.	10	201 - 285 - 5	70.53	2676	9.39	26	267.60
Indiana	10	195 - 278 - 5	70.14	2765	9.95	25	276.50
Minnesota	10	221 - 332 - 4	66.57	2286	6.89	15	228.60
Southern California	10	266 - 410 - 10	64.88	2880	7.02	21	288.00
Maryland	10	283 - 437 - 9	64.76	3057	7.00	18	305.70
UCLA	10	213 - 329 - 11	64.74	2352	7.15	15	235.20
Nebraska	10	215 - 333 - 11	64.56	2254	6.77	11	225.40
Illinois	10	178 - 288 - 3	61.81	2153	7.48	18	215.30
Michigan St.	10	184 - 298 - 11	61.74	2308	7.74	10	230.80
Iowa	10	131 - 213 - 7	61.50	1389	6.52	8	138.90
Michigan	10	144 - 242 - 9	59.50	1346	5.56	10	134.60
Purdue	10	154 - 261 - 6	59.00	1811	6.94	12	181.10
Wisconsin	10	173 - 303 - 9	57.10	1938	6.40	10	193.80
Northwestern	10	169 - 306 - 6	55.23	1785	5.83	5	178.50
Rutgers	10	168 - 305 - 6	55.08	2128	6.98	14	212.80

PASS DEFENSE

Team	G	Comp-Att-Int	Pct.	Yds	Avg/A	TD	Avg/G
Ohio St.	10	162 - 264 - 7	61.36	1601	6.06	4	160.10
Washington	11	175 - 326 - 8	53.68	1765	5.41	11	160.45
Wisconsin	10	157 - 259 - 4	60.62	1648	6.36	9	164.80
Oregon	11	180 - 335 - 10	53.73	1857	5.54	8	168.82
Penn St.	10	169 - 291 - 8	58.08	1740	5.98	9	174.00
Minnesota	10	174 - 295 - 16	58.98	1766	5.99	9	176.60
Indiana	10	194 - 318 - 11	61.01	1833	5.76	8	183.30
Michigan St.	10	167 - 270 - 8	61.85	1984	7.35	18	198.40
Iowa	10	203 - 323 - 14	62.85	2034	6.30	16	203.40
Nebraska	10	188 - 293 - 10	64.16	2109	7.20	19	210.90
Illinois	10	191 - 312 - 9	61.22	2159	6.92	14	215.90
Southern California	10	231 - 342 - 9	67.54	2327	6.80	9	232.70
Michigan	10	215 - 346 - 7	62.14	2328	6.73	17	232.80
Rutgers	10	216 - 347 - 6	62.25	2410	6.95	12	241.00
Northwestern	10	209 - 339 - 7	61.65	2417	7.13	13	241.70
UCLA	10	219 - 330 - 10	66.36	2457	7.45	17	245.70
Purdue	10	180 - 269 - 4	66.91	2524	9.38	19	252.40
Maryland	10	210 - 340 - 9	61.76	2627	7.73	20	262.70

PASS YDS/COMP.

Team	G	Comp-Att-Int	Pct.	Yds	Avg/A	TD	Avg/G
Indiana	10	195 - 278 - 5	70.14	2765	9.95	25	276.50
Ohio St.	10	201 - 285 - 5	70.53	2676	9.39	26	267.60
Penn St.	10	192 - 267 - 6	71.91	2541	9.52	21	254.10
Oregon	11	265 - 360 - 6	73.61	3095	8.60	22	281.36
Washington	11	259 - 365 - 7	70.96	2827	7.75	17	257.00
Illinois	10	178 - 288 - 3	61.81	2153	7.48	18	215.30
Minnesota	10	221 - 332 - 4	66.57	2286	6.89	15	228.60
Southern California	10	266 - 410 - 10	64.88	2880	7.02	21	288.00
UCLA	10	213 - 329 - 11	64.74	2352	7.15	15	235.20
Maryland	10	283 - 437 - 9	64.76	3057	7.00	18	305.70
Michigan St.	10	184 - 298 - 11	61.74	2308	7.74	10	230.80
Purdue	10	154 - 261 - 6	59.00	1811	6.94	12	181.10
Nebraska	10	215 - 333 - 11	64.56	2254	6.77	11	225.40
Rutgers	10	168 - 305 - 6	55.08	2128	6.98	14	212.80
Iowa	10	131 - 213 - 7	61.50	1389	6.52	8	138.90
Wisconsin	10	173 - 303 - 9	57.10	1938	6.40	10	193.80
Michigan	10	144 - 242 - 9	59.50	1346	5.56	10	134.60
Northwestern	10	169 - 306 - 6	55.23	1785	5.83	5	178.50



**2024-25 Big Ten Football
Extended Team Leaders
All games**

PASS ATTEMPTS

Team	G	Comp-Att-Int	Pct.	Yds	Avg/A	TD	Avg/G
Maryland	10	283 - 437 - 9	64.76	3057	7.00	18	305.70
Southern California	10	266 - 410 - 10	64.88	2880	7.02	21	288.00
Washington	11	259 - 365 - 7	70.96	2827	7.75	17	257.00
Oregon	11	265 - 360 - 6	73.61	3095	8.60	22	281.36
Nebraska	10	215 - 333 - 11	64.56	2254	6.77	11	225.40
Minnesota	10	221 - 332 - 4	66.57	2286	6.89	15	228.60
UCLA	10	213 - 329 - 11	64.74	2352	7.15	15	235.20
Northwestern	10	169 - 306 - 6	55.23	1785	5.83	5	178.50
Rutgers	10	168 - 305 - 6	55.08	2128	6.98	14	212.80
Wisconsin	10	173 - 303 - 9	57.10	1938	6.40	10	193.80
Michigan St.	10	184 - 298 - 11	61.74	2308	7.74	10	230.80
Illinois	10	178 - 288 - 3	61.81	2153	7.48	18	215.30
Ohio St.	10	201 - 285 - 5	70.53	2676	9.39	26	267.60
Indiana	10	195 - 278 - 5	70.14	2765	9.95	25	276.50
Penn St.	10	192 - 267 - 6	71.91	2541	9.52	21	254.10
Purdue	10	154 - 261 - 6	59.00	1811	6.94	12	181.10
Michigan	10	144 - 242 - 9	59.50	1346	5.56	10	134.60
Iowa	10	131 - 213 - 7	61.50	1389	6.52	8	138.90

PASS YDS/ATT.

Team	G	Comp-Att-Int	Pct.	Yds	Avg/A	TD	Avg/G
Indiana	10	195 - 278 - 5	70.14	2765	9.95	25	276.50
Oregon	11	265 - 360 - 6	73.61	3095	8.60	22	281.36
Ohio St.	10	201 - 285 - 5	70.53	2676	9.39	26	267.60
Penn St.	10	192 - 267 - 6	71.91	2541	9.52	21	254.10
Washington	11	259 - 365 - 7	70.96	2827	7.75	17	257.00
Michigan St.	10	184 - 298 - 11	61.74	2308	7.74	10	230.80
Illinois	10	178 - 288 - 3	61.81	2153	7.48	18	215.30
Southern California	10	266 - 410 - 10	64.88	2880	7.02	21	288.00
Maryland	10	283 - 437 - 9	64.76	3057	7.00	18	305.70
Rutgers	10	168 - 305 - 6	55.08	2128	6.98	14	212.80
Minnesota	10	221 - 332 - 4	66.57	2286	6.89	15	228.60
UCLA	10	213 - 329 - 11	64.74	2352	7.15	15	235.20
Nebraska	10	215 - 333 - 11	64.56	2254	6.77	11	225.40
Iowa	10	131 - 213 - 7	61.50	1389	6.52	8	138.90
Purdue	10	154 - 261 - 6	59.00	1811	6.94	12	181.10
Wisconsin	10	173 - 303 - 9	57.10	1938	6.40	10	193.80
Northwestern	10	169 - 306 - 6	55.23	1785	5.83	5	178.50
Michigan	10	144 - 242 - 9	59.50	1346	5.56	10	134.60

PASS COMPLETIONS

Team	G	Comp-Att-Int	Pct.	Yds	Avg/A	TD	Avg/G
Maryland	10	283 - 437 - 9	64.76	3057	7.00	18	305.70
Southern California	10	266 - 410 - 10	64.88	2880	7.02	21	288.00
Oregon	11	265 - 360 - 6	73.61	3095	8.60	22	281.36
Washington	11	259 - 365 - 7	70.96	2827	7.75	17	257.00
Minnesota	10	221 - 332 - 4	66.57	2286	6.89	15	228.60
Nebraska	10	215 - 333 - 11	64.56	2254	6.77	11	225.40
UCLA	10	213 - 329 - 11	64.74	2352	7.15	15	235.20
Ohio St.	10	201 - 285 - 5	70.53	2676	9.39	26	267.60
Indiana	10	195 - 278 - 5	70.14	2765	9.95	25	276.50
Penn St.	10	192 - 267 - 6	71.91	2541	9.52	21	254.10
Michigan St.	10	184 - 298 - 11	61.74	2308	7.74	10	230.80
Illinois	10	178 - 288 - 3	61.81	2153	7.48	18	215.30
Wisconsin	10	173 - 303 - 9	57.10	1938	6.40	10	193.80
Northwestern	10	169 - 306 - 6	55.23	1785	5.83	5	178.50
Rutgers	10	168 - 305 - 6	55.08	2128	6.98	14	212.80
Purdue	10	154 - 261 - 6	59.00	1811	6.94	12	181.10
Michigan	10	144 - 242 - 9	59.50	1346	5.56	10	134.60
Iowa	10	131 - 213 - 7	61.50	1389	6.52	8	138.90

PASS INTERCEPTIONS

Team	G	Comp-Att-Int	Pct.	Yds	Avg/A	TD	Avg/G
Illinois	10	178 - 288 - 3	61.81	2153	7.48	18	215.30
Minnesota	10	221 - 332 - 4	66.57	2286	6.89	15	228.60
Ohio St.	10	201 - 285 - 5	70.53	2676	9.39	26	267.60
Indiana	10	195 - 278 - 5	70.14	2765	9.95	25	276.50
Rutgers	10	168 - 305 - 6	55.08	2128	6.98	14	212.80
Purdue	10	154 - 261 - 6	59.00	1811	6.94	12	181.10
Penn St.	10	192 - 267 - 6	71.91	2541	9.52	21	254.10
Oregon	11	265 - 360 - 6	73.61	3095	8.60	22	281.36
Northwestern	10	169 - 306 - 6	55.23	1785	5.83	5	178.50
Washington	11	259 - 365 - 7	70.96	2827	7.75	17	257.00
Iowa	10	131 - 213 - 7	61.50	1389	6.52	8	138.90
Wisconsin	10	173 - 303 - 9	57.10	1938	6.40	10	193.80
Michigan	10	144 - 242 - 9	59.50	1346	5.56	10	134.60
Maryland	10	283 - 437 - 9	64.76	3057	7.00	18	305.70
Southern California	10	266 - 410 - 10	64.88	2880	7.02	21	288.00
UCLA	10	213 - 329 - 11	64.74	2352	7.15	15	235.20
Nebraska	10	215 - 333 - 11	64.56	2254	6.77	11	225.40
Michigan St.	10	184 - 298 - 11	61.74	2308	7.74	10	230.80



**2024-25 Big Ten Football
Extended Team Leaders
All games**

PASS YARDS

Team	G	Comp-Att-Int	Pct.	Yds	Avg/A	TD	Avg/G
Oregon	11	265 - 360 - 6	73.61	3095	8.60	22	281.36
Maryland	10	283 - 437 - 9	64.76	3057	7.00	18	305.70
Southern California	10	266 - 410 - 10	64.88	2880	7.02	21	288.00
Washington	11	259 - 365 - 7	70.96	2827	7.75	17	257.00
Indiana	10	195 - 278 - 5	70.14	2765	9.95	25	276.50
Ohio St.	10	201 - 285 - 5	70.53	2676	9.39	26	267.60
Penn St.	10	192 - 267 - 6	71.91	2541	9.52	21	254.10
UCLA	10	213 - 329 - 11	64.74	2352	7.15	15	235.20
Michigan St.	10	184 - 298 - 11	61.74	2308	7.74	10	230.80
Minnesota	10	221 - 332 - 4	66.57	2286	6.89	15	228.60
Nebraska	10	215 - 333 - 11	64.56	2254	6.77	11	225.40
Illinois	10	178 - 288 - 3	61.81	2153	7.48	18	215.30
Rutgers	10	168 - 305 - 6	55.08	2128	6.98	14	212.80
Wisconsin	10	173 - 303 - 9	57.10	1938	6.40	10	193.80
Purdue	10	154 - 261 - 6	59.00	1811	6.94	12	181.10
Northwestern	10	169 - 306 - 6	55.23	1785	5.83	5	178.50
Iowa	10	131 - 213 - 7	61.50	1389	6.52	8	138.90
Michigan	10	144 - 242 - 9	59.50	1346	5.56	10	134.60

PASSING TDS

Team	G	Comp-Att-Int	Pct.	Yds	Avg/A	TD	Avg/G
Ohio St.	10	201 - 285 - 5	70.53	2676	9.39	26	267.60
Indiana	10	195 - 278 - 5	70.14	2765	9.95	25	276.50
Oregon	11	265 - 360 - 6	73.61	3095	8.60	22	281.36
Southern California	10	266 - 410 - 10	64.88	2880	7.02	21	288.00
Penn St.	10	192 - 267 - 6	71.91	2541	9.52	21	254.10
Maryland	10	283 - 437 - 9	64.76	3057	7.00	18	305.70
Illinois	10	178 - 288 - 3	61.81	2153	7.48	18	215.30
Washington	11	259 - 365 - 7	70.96	2827	7.75	17	257.00
UCLA	10	213 - 329 - 11	64.74	2352	7.15	15	235.20
Minnesota	10	221 - 332 - 4	66.57	2286	6.89	15	228.60
Rutgers	10	168 - 305 - 6	55.08	2128	6.98	14	212.80
Purdue	10	154 - 261 - 6	59.00	1811	6.94	12	181.10
Nebraska	10	215 - 333 - 11	64.56	2254	6.77	11	225.40
Wisconsin	10	173 - 303 - 9	57.10	1938	6.40	10	193.80
Michigan St.	10	184 - 298 - 11	61.74	2308	7.74	10	230.80
Michigan	10	144 - 242 - 9	59.50	1346	5.56	10	134.60
Iowa	10	131 - 213 - 7	61.50	1389	6.52	8	138.90
Northwestern	10	169 - 306 - 6	55.23	1785	5.83	5	178.50

FIELD GOALS

Team	G	Made	Att	Pct
Indiana	10	8	8	100
Michigan	10	13	14	92.86
Michigan St.	10	18	20	90
Ohio St.	10	7	8	87.5
Oregon	11	15	18	83.33
Iowa	10	12	15	80
Illinois	10	16	20	80
UCLA	10	16	21	76.19
Wisconsin	10	11	15	73.33
Penn St.	10	10	14	71.43
Minnesota	10	15	21	71.43
Maryland	10	11	16	68.75
Northwestern	10	13	19	68.42
Washington	11	16	24	66.67
Rutgers	10	8	12	66.67
Nebraska	10	9	14	64.29
Southern California	10	10	16	62.5
Purdue	10	8	13	61.54

PATS KICKS MADE

Team	G	Made	Att	Pct
Indiana	10	59	59	100
Ohio St.	10	51	51	100
Penn St.	10	42	42	100
Oregon	11	40	42	95.24
Southern California	10	39	39	100
Iowa	10	34	34	100
Minnesota	10	30	31	96.77
Rutgers	10	29	30	96.67
Maryland	10	29	30	96.67
Illinois	10	29	29	100
Wisconsin	10	28	28	100
Nebraska	10	27	28	96.43
Washington	11	25	26	96.15
Northwestern	10	19	19	100
Michigan	10	19	20	95
UCLA	10	18	18	100
Purdue	10	18	18	100
Michigan St.	10	18	20	90



**2024-25 Big Ten Football
Extended Team Leaders
All games**

FIELD GOALS ATTEMPTED

Team	G	Made	Att	Pct
Washington	11	16	24	66.67
UCLA	10	16	21	76.19
Minnesota	10	15	21	71.43
Michigan St.	10	18	20	90
Illinois	10	16	20	80
Northwestern	10	13	19	68.42
Oregon	11	15	18	83.33
Southern California	10	10	16	62.5
Maryland	10	11	16	68.75
Wisconsin	10	11	15	73.33
Iowa	10	12	15	80
Penn St.	10	10	14	71.43
Nebraska	10	9	14	64.29
Michigan	10	13	14	92.86
Purdue	10	8	13	61.54
Rutgers	10	8	12	66.67
Ohio St.	10	7	8	87.5
Indiana	10	8	8	100

NET YARDS PER PUNT

Team	G	No.	Yards	Avg/P	Ret.	Avg/R	TB	Net/P
Southern California	10	34	1653	48.62	83	6.92	0	46.18
Indiana	10	23	1007	43.78	15	3.00	0	43.13
Wisconsin	10	45	2043	45.40	75	5.36	3	42.40
Maryland	10	39	1755	45.00	82	6.83	2	41.87
Purdue	10	53	2338	44.11	118	6.56	2	41.13
Oregon	11	33	1511	45.79	56	14.00	5	41.06
Michigan St.	10	37	1732	46.81	186	9.79	2	40.70
Penn St.	10	29	1239	42.72	28	7.00	2	40.38
Ohio St.	10	29	1217	41.97	31	5.17	1	40.21
Rutgers	10	42	1785	42.50	33	8.25	4	39.81
Iowa	10	48	2158	44.96	152	21.71	5	39.71
Illinois	10	34	1437	42.26	47	7.83	2	39.71
UCLA	10	35	1482	42.34	74	6.17	1	39.66
Minnesota	10	42	1778	42.33	123	9.46	1	38.93
Northwestern	10	51	2173	42.61	227	10.32	3	36.98
Michigan	10	45	1898	42.18	174	15.82	3	36.98
Nebraska	10	40	1701	42.53	183	11.44	3	36.45
Washington	11	32	1363	42.59	240	15.00	1	34.47

FIELD GOALS MADE

Team	G	Made	Att	Pct
Michigan St.	10	18	20	90
Washington	11	16	24	66.67
UCLA	10	16	21	76.19
Illinois	10	16	20	80
Oregon	11	15	18	83.33
Minnesota	10	15	21	71.43
Northwestern	10	13	19	68.42
Michigan	10	13	14	92.86
Iowa	10	12	15	80
Wisconsin	10	11	15	73.33
Maryland	10	11	16	68.75
Southern California	10	10	16	62.5
Penn St.	10	10	14	71.43
Nebraska	10	9	14	64.29
Rutgers	10	8	12	66.67
Purdue	10	8	13	61.54
Indiana	10	8	8	100
Ohio St.	10	7	8	87.5

AVG YARDS PER PUNT

Team	G	No.	Yards	Avg/P	Ret.	Avg/R	TB	Net/P
Purdue	10	53	2338	44.11	118	6.56	2	41.13
Northwestern	10	51	2173	42.61	227	10.32	3	36.98
Iowa	10	48	2158	44.96	152	21.71	5	39.71
Wisconsin	10	45	2043	45.40	75	5.36	3	42.40
Michigan	10	45	1898	42.18	174	15.82	3	36.98
Rutgers	10	42	1785	42.50	33	8.25	4	39.81
Minnesota	10	42	1778	42.33	123	9.46	1	38.93
Nebraska	10	40	1701	42.53	183	11.44	3	36.45
Maryland	10	39	1755	45.00	82	6.83	2	41.87
Michigan St.	10	37	1732	46.81	186	9.79	2	40.70
UCLA	10	35	1482	42.34	74	6.17	1	39.66
Southern California	10	34	1653	48.62	83	6.92	0	46.18
Illinois	10	34	1437	42.26	47	7.83	2	39.71
Oregon	11	33	1511	45.79	56	14.00	5	41.06
Washington	11	32	1363	42.59	240	15.00	1	34.47
Penn St.	10	29	1239	42.72	28	7.00	2	40.38
Ohio St.	10	29	1217	41.97	31	5.17	1	40.21
Indiana	10	23	1007	43.78	15	3.00	0	43.13



2024-25 Big Ten Football
Extended Team Leaders
All games

PAT KICKING

Team	G	Made	Att	Pct
Wisconsin	10	28	28	100
UCLA	10	18	18	100
Southern California	10	39	39	100
Purdue	10	18	18	100
Penn St.	10	42	42	100
Ohio St.	10	51	51	100
Northwestern	10	19	19	100
Iowa	10	34	34	100
Indiana	10	59	59	100
Illinois	10	29	29	100
Minnesota	10	30	31	96.77
Rutgers	10	29	30	96.67
Maryland	10	29	30	96.67
Nebraska	10	27	28	96.43
Washington	11	25	26	96.15
Oregon	11	40	42	95.24
Michigan	10	19	20	95
Michigan St.	10	18	20	90

NUMBER OF PUNTS

Team	G	No.	Yards	Avg/P	Ret.	Avg/R	TB	Net/P
Purdue	10	53	2338	44.11	118	6.56	2	41.13
Northwestern	10	51	2173	42.61	227	10.32	3	36.98
Iowa	10	48	2158	44.96	152	21.71	5	39.71
Wisconsin	10	45	2043	45.40	75	5.36	3	42.40
Michigan	10	45	1898	42.18	174	15.82	3	36.98
Rutgers	10	42	1785	42.50	33	8.25	4	39.81
Minnesota	10	42	1778	42.33	123	9.46	1	38.93
Nebraska	10	40	1701	42.53	183	11.44	3	36.45
Maryland	10	39	1755	45.00	82	6.83	2	41.87
Michigan St.	10	37	1732	46.81	186	9.79	2	40.70
UCLA	10	35	1482	42.34	74	6.17	1	39.66
Southern California	10	34	1653	48.62	83	6.92	0	46.18
Illinois	10	34	1437	42.26	47	7.83	2	39.71
Oregon	11	33	1511	45.79	56	14.00	5	41.06
Washington	11	32	1363	42.59	240	15.00	1	34.47
Penn St.	10	29	1239	42.72	28	7.00	2	40.38
Ohio St.	10	29	1217	41.97	31	5.17	1	40.21
Indiana	10	23	1007	43.78	15	3.00	0	43.13

PAT KICK ATTEMPTS

Team	G	Made	Att	Pct
Indiana	10	59	59	100
Ohio St.	10	51	51	100
Penn St.	10	42	42	100
Oregon	11	40	42	95.24
Southern California	10	39	39	100
Iowa	10	34	34	100
Minnesota	10	30	31	96.77
Rutgers	10	29	30	96.67
Maryland	10	29	30	96.67
Illinois	10	29	29	100
Wisconsin	10	28	28	100
Nebraska	10	27	28	96.43
Washington	11	25	26	96.15
Michigan St.	10	18	20	90
Michigan	10	19	20	95
Northwestern	10	19	19	100
UCLA	10	18	18	100
Purdue	10	18	18	100

YARDS PUNTED

Team	G	No.	Yards	Avg/P	Ret.	Avg/R	TB	Net/P
Purdue	10	53	2338	44.11	118	6.56	2	41.13
Northwestern	10	51	2173	42.61	227	10.32	3	36.98
Iowa	10	48	2158	44.96	152	21.71	5	39.71
Wisconsin	10	45	2043	45.40	75	5.36	3	42.40
Michigan	10	45	1898	42.18	174	15.82	3	36.98
Rutgers	10	42	1785	42.50	33	8.25	4	39.81
Minnesota	10	42	1778	42.33	123	9.46	1	38.93
Maryland	10	39	1755	45.00	82	6.83	2	41.87
Michigan St.	10	37	1732	46.81	186	9.79	2	40.70
Nebraska	10	40	1701	42.53	183	11.44	3	36.45
Southern California	10	34	1653	48.62	83	6.92	0	46.18
Oregon	11	33	1511	45.79	56	14.00	5	41.06
UCLA	10	35	1482	42.34	74	6.17	1	39.66
Illinois	10	34	1437	42.26	47	7.83	2	39.71
Washington	11	32	1363	42.59	240	15.00	1	34.47
Penn St.	10	29	1239	42.72	28	7.00	2	40.38
Ohio St.	10	29	1217	41.97	31	5.17	1	40.21
Indiana	10	23	1007	43.78	15	3.00	0	43.13



2024-25 Big Ten Football
Extended Team Leaders
All games

PUNT RETURN AVG

Team	G	No	Yards	TD	Long	Avg.
UCLA	10	4	57	0	18	14.25
Northwestern	10	13	184	1	72	14.15
Illinois	10	21	268	0	37	12.76
Iowa	10	22	270	1	85	12.27
Indiana	10	25	294	0	65	11.76
Rutgers	10	7	81	0	20	11.57
Minnesota	10	16	176	0	60	11
Michigan	10	13	137	0	22	10.54
Oregon	11	17	166	1	85	9.76
Maryland	10	11	98	0	27	8.91
Michigan St.	10	6	50	0	24	8.33
Washington	11	11	80	0	25	7.27
Ohio St.	10	17	120	0	36	7.06
Purdue	10	12	83	0	20	6.92
Wisconsin	10	13	79	0	15	6.08
Penn St.	10	18	107	0	23	5.94
Southern California	10	11	63	0	20	5.73
Nebraska	10	13	64	0	13	4.92

KICK RETURNS

Team	G	No.	Yards	TD	Long	Avg.
Iowa	10	21	526	0	39	25.05
Washington	11	19	412	0	50	21.68
Northwestern	10	19	475	0	96	25.00
Michigan	10	19	381	0	37	20.05
Wisconsin	10	18	433	0	74	24.06
Nebraska	10	18	306	0	40	17.00
Southern California	10	16	369	0	80	23.06
Minnesota	10	16	300	0	27	18.75
Penn St.	10	14	266	0	27	19.00
UCLA	10	13	216	0	24	16.62
Purdue	10	10	187	0	33	18.70
Ohio St.	10	10	125	0	23	12.50
Maryland	10	9	118	0	33	13.11
Michigan St.	10	8	135	0	33	16.88
Illinois	10	8	161	0	27	20.13
Oregon	11	7	224	1	100	32.00
Indiana	10	4	84	0	32	21.00
Rutgers	10	3	56	0	20	18.67

PUNT RETURNS

Team	G	No	Yards	TD	Long	Avg.
Indiana	10	25	294	0	65	11.76
Iowa	10	22	270	1	85	12.27
Illinois	10	21	268	0	37	12.76
Penn St.	10	18	107	0	23	5.94
Oregon	11	17	166	1	85	9.76
Ohio St.	10	17	120	0	36	7.06
Minnesota	10	16	176	0	60	11
Wisconsin	10	13	79	0	15	6.08
Northwestern	10	13	184	1	72	14.15
Nebraska	10	13	64	0	13	4.92
Michigan	10	13	137	0	22	10.54
Purdue	10	12	83	0	20	6.92
Washington	11	11	80	0	25	7.27
Southern California	10	11	63	0	20	5.73
Maryland	10	11	98	0	27	8.91
Rutgers	10	7	81	0	20	11.57
Michigan St.	10	6	50	0	24	8.33
UCLA	10	4	57	0	18	14.25

KICK RETURN YARDS

Team	G	No.	Yards	TD	Long	Avg.
Iowa	10	21	526	0	39	25.05
Northwestern	10	19	475	0	96	25.00
Wisconsin	10	18	433	0	74	24.06
Washington	11	19	412	0	50	21.68
Michigan	10	19	381	0	37	20.05
Southern California	10	16	369	0	80	23.06
Nebraska	10	18	306	0	40	17.00
Minnesota	10	16	300	0	27	18.75
Penn St.	10	14	266	0	27	19.00
Oregon	11	7	224	1	100	32.00
UCLA	10	13	216	0	24	16.62
Purdue	10	10	187	0	33	18.70
Illinois	10	8	161	0	27	20.13
Michigan St.	10	8	135	0	33	16.88
Ohio St.	10	10	125	0	23	12.50
Maryland	10	9	118	0	33	13.11
Indiana	10	4	84	0	32	21.00
Rutgers	10	3	56	0	20	18.67



2024-25 Big Ten Football
Extended Team Leaders
All games

PUNT RETURN YARDS

Team	G	No	Yards	TD	Long	Avg.
Indiana	10	25	294	0	65	11.76
Iowa	10	22	270	1	85	12.27
Illinois	10	21	268	0	37	12.76
Northwestern	10	13	184	1	72	14.15
Minnesota	10	16	176	0	60	11
Oregon	11	17	166	1	85	9.76
Michigan	10	13	137	0	22	10.54
Ohio St.	10	17	120	0	36	7.06
Penn St.	10	18	107	0	23	5.94
Maryland	10	11	98	0	27	8.91
Purdue	10	12	83	0	20	6.92
Rutgers	10	7	81	0	20	11.57
Washington	11	11	80	0	25	7.27
Wisconsin	10	13	79	0	15	6.08
Nebraska	10	13	64	0	13	4.92
Southern California	10	11	63	0	20	5.73
UCLA	10	4	57	0	18	14.25
Michigan St.	10	6	50	0	24	8.33

KICK RETURN TDS

Team	G	No.	Yards	TD	Long	Avg.
Oregon	11	7	224	1	100	32.00
Wisconsin	10	18	433	0	74	24.06
Washington	11	19	412	0	50	21.68
UCLA	10	13	216	0	24	16.62
Southern California	10	16	369	0	80	23.06
Rutgers	10	3	56	0	20	18.67
Purdue	10	10	187	0	33	18.70
Penn St.	10	14	266	0	27	19.00
Ohio St.	10	10	125	0	23	12.50
Northwestern	10	19	475	0	96	25.00
Nebraska	10	18	306	0	40	17.00
Minnesota	10	16	300	0	27	18.75
Michigan St.	10	8	135	0	33	16.88
Michigan	10	19	381	0	37	20.05
Maryland	10	9	118	0	33	13.11
Iowa	10	21	526	0	39	25.05
Indiana	10	4	84	0	32	21.00
Illinois	10	8	161	0	27	20.13

PUNT RETURN TDS

Team	G	No	Yards	TD	Long	Avg.
Oregon	11	17	166	1	85	9.76
Northwestern	10	13	184	1	72	14.15
Iowa	10	22	270	1	85	12.27
Wisconsin	10	13	79	0	15	6.08
Washington	11	11	80	0	25	7.27
UCLA	10	4	57	0	18	14.25
Southern California	10	11	63	0	20	5.73
Rutgers	10	7	81	0	20	11.57
Purdue	10	12	83	0	20	6.92
Penn St.	10	18	107	0	23	5.94
Ohio St.	10	17	120	0	36	7.06
Nebraska	10	13	64	0	13	4.92
Minnesota	10	16	176	0	60	11
Michigan St.	10	6	50	0	24	8.33
Michigan	10	13	137	0	22	10.54
Maryland	10	11	98	0	27	8.91
Indiana	10	25	294	0	65	11.76
Illinois	10	21	268	0	37	12.76



2024-25 Big Ten Football
Extended Team Leaders
All games

KICKOFF RETURNS

Team	G	No	Yards	TD	Long	Avg.
Northwestern	10	43	1759	0	96	40.91
Wisconsin	10	49	1997	0	74	40.76
Iowa	10	58	2356	0	39	40.62
Michigan	10	46	1863	0	37	40.5
UCLA	10	44	1780	0	24	40.45
Minnesota	10	55	2216	0	27	40.29
Penn St.	10	62	2494	0	27	40.23
Indiana	10	76	3055	0	32	40.2
Ohio St.	10	68	2732	0	23	40.18
Illinois	10	53	2113	0	27	39.87
Nebraska	10	47	1872	0	40	39.83
Maryland	10	53	2107	0	33	39.75
Purdue	10	36	1425	0	33	39.58
Michigan St.	10	47	1852	0	33	39.4
Oregon	11	72	2835	1	100	39.38
Southern California	10	58	2273	0	80	39.19
Rutgers	10	50	1953	0	20	39.06
Washington	11	57	2128	0	50	37.33



2024-25 Big Ten Football
Extended Team Leaders
All games

INTERCEPTION RETURN AVG

Team	G	No.	Yards	TD	Long	Avg.
Michigan St.	10	8	214	1	100	26.75
Indiana	10	11	215	2	78	19.55
Michigan	10	7	134	2	86	19.14
Northwestern	10	7	130	1	85	18.57
Ohio St.	10	7	129	1	45	18.43
Nebraska	10	10	184	3	45	18.40
UCLA	10	10	177	2	96	17.70
Rutgers	10	6	99	1	52	16.50
Washington	11	8	131	0	35	16.38
Southern California	10	9	137	1	55	15.22
Maryland	10	9	133	0	51	14.78
Minnesota	10	16	207	2	70	12.94
Penn St.	10	8	101	2	31	12.63
Illinois	10	9	98	1	30	10.89
Iowa	10	14	140	1	32	10.00
Wisconsin	10	4	18	0	10	4.50
Oregon	11	10	14	0	12	1.40
Purdue	10	4	0	0	0	0.00

FUMBLE RETURNS

Team	G	No.	Yards	TD	Long	Avg.
Wisconsin	10	7	7	0	7	1.00
Washington	11	5	2	0	2	0.40
UCLA	10	2	12	0	12	6.00
Southern California	10	5	0	0	0	0.00
Rutgers	10	5	3	0	3	0.60
Purdue	10	1	16	1	16	16.00
Penn St.	10	4	10	0	9	2.50
Oregon	11	5	0	1	0	0.00
Ohio St.	10	7	63	2	27	9.00
Northwestern	10	6	2	1	2	0.33
Nebraska	10	4	0	0	0	0.00
Minnesota	10	4	0	0	0	0.00
Michigan St.	10	1	0	0	0	0.00
Michigan	10	4	21	0	18	5.25
Maryland	10	6	0	0	0	0.00
Iowa	10	6	0	0	0	0.00
Indiana	10	6	0	0	0	0.00
Illinois	10	5	3	0	3	0.60

INTERCEPTION RETURNS

Team	G	No.	Yards	TD	Long	Avg.
Minnesota	10	16	207	2	70	12.94
Iowa	10	14	140	1	32	10.00
Indiana	10	11	215	2	78	19.55
UCLA	10	10	177	2	96	17.70
Oregon	11	10	14	0	12	1.40
Nebraska	10	10	184	3	45	18.40
Southern California	10	9	137	1	55	15.22
Maryland	10	9	133	0	51	14.78
Illinois	10	9	98	1	30	10.89
Washington	11	8	131	0	35	16.38
Penn St.	10	8	101	2	31	12.63
Michigan St.	10	8	214	1	100	26.75
Ohio St.	10	7	129	1	45	18.43
Northwestern	10	7	130	1	85	18.57
Michigan	10	7	134	2	86	19.14
Rutgers	10	6	99	1	52	16.50
Wisconsin	10	4	18	0	10	4.50
Purdue	10	4	0	0	0	0.00

FUMBLE RETURN YARDS

Team	G	No.	Yards	TD	Long	Avg.
Ohio St.	10	7	63	2	27	9.00
Michigan	10	4	21	0	18	5.25
Purdue	10	1	16	1	16	16.00
UCLA	10	2	12	0	12	6.00
Penn St.	10	4	10	0	9	2.50
Wisconsin	10	7	7	0	7	1.00
Rutgers	10	5	3	0	3	0.60
Illinois	10	5	3	0	3	0.60
Washington	11	5	2	0	2	0.40
Northwestern	10	6	2	1	2	0.33
Southern California	10	5	0	0	0	0.00
Oregon	11	5	0	1	0	0.00
Nebraska	10	4	0	0	0	0.00
Minnesota	10	4	0	0	0	0.00
Michigan St.	10	1	0	0	0	0.00
Maryland	10	6	0	0	0	0.00
Iowa	10	6	0	0	0	0.00
Indiana	10	6	0	0	0	0.00



2024-25 Big Ten Football
Extended Team Leaders
All games

INTERCEPTION RET YARDS

Team	G	No.	Yards	TD	Long	Avg.
Indiana	10	11	215	2	78	19.55
Michigan St.	10	8	214	1	100	26.75
Minnesota	10	16	207	2	70	12.94
Nebraska	10	10	184	3	45	18.40
UCLA	10	10	177	2	96	17.70
Iowa	10	14	140	1	32	10.00
Southern California	10	9	137	1	55	15.22
Michigan	10	7	134	2	86	19.14
Maryland	10	9	133	0	51	14.78
Washington	11	8	131	0	35	16.38
Northwestern	10	7	130	1	85	18.57
Ohio St.	10	7	129	1	45	18.43
Penn St.	10	8	101	2	31	12.63
Rutgers	10	6	99	1	52	16.50
Illinois	10	9	98	1	30	10.89
Wisconsin	10	4	18	0	10	4.50
Oregon	11	10	14	0	12	1.40
Purdue	10	4	0	0	0	0.00

FUMBLE RETURN TDS

Team	G	No.	Yards	TD	Long	Avg.
Ohio St.	10	7	63	2	27	9.00
Purdue	10	1	16	1	16	16.00
Oregon	11	5	0	1	0	0.00
Northwestern	10	6	2	1	2	0.33
Wisconsin	10	7	7	0	7	1.00
Washington	11	5	2	0	2	0.40
UCLA	10	2	12	0	12	6.00
Southern California	10	5	0	0	0	0.00
Rutgers	10	5	3	0	3	0.60
Penn St.	10	4	10	0	9	2.50
Nebraska	10	4	0	0	0	0.00
Minnesota	10	4	0	0	0	0.00
Michigan St.	10	1	0	0	0	0.00
Michigan	10	4	21	0	18	5.25
Maryland	10	6	0	0	0	0.00
Iowa	10	6	0	0	0	0.00
Indiana	10	6	0	0	0	0.00
Illinois	10	5	3	0	3	0.60

INTERCEPTION RETURN TDS

Team	G	No.	Yards	TD	Long	Avg.
Nebraska	10	10	184	3	45	18.40
UCLA	10	10	177	2	96	17.70
Penn St.	10	8	101	2	31	12.63
Minnesota	10	16	207	2	70	12.94
Michigan	10	7	134	2	86	19.14
Indiana	10	11	215	2	78	19.55
Southern California	10	9	137	1	55	15.22
Rutgers	10	6	99	1	52	16.50
Ohio St.	10	7	129	1	45	18.43
Northwestern	10	7	130	1	85	18.57
Michigan St.	10	8	214	1	100	26.75
Iowa	10	14	140	1	32	10.00
Illinois	10	9	98	1	30	10.89
Wisconsin	10	4	18	0	10	4.50
Washington	11	8	131	0	35	16.38
Purdue	10	4	0	0	0	0.00
Oregon	11	10	14	0	12	1.40
Maryland	10	9	133	0	51	14.78

FUMBLE RECOVERED

Team	G	No.	Yards	TD	Long	Avg.
Wisconsin	10	7	7	0	7	1.00
Ohio St.	10	7	63	2	27	9.00
Northwestern	10	6	2	1	2	0.33
Maryland	10	6	0	0	0	0.00
Iowa	10	6	0	0	0	0.00
Indiana	10	6	0	0	0	0.00
Washington	11	5	2	0	2	0.40
Southern California	10	5	0	0	0	0.00
Rutgers	10	5	3	0	3	0.60
Oregon	11	5	0	1	0	0.00
Illinois	10	5	3	0	3	0.60
Penn St.	10	4	10	0	9	2.50
Nebraska	10	4	0	0	0	0.00
Minnesota	10	4	0	0	0	0.00
Michigan	10	4	21	0	18	5.25
UCLA	10	2	12	0	12	6.00
Purdue	10	1	16	1	16	16.00
Michigan St.	10	1	0	0	0	0.00



2024-25 Big Ten Football
Extended Team Leaders
All games

FUMBLE RETURN AVG

Team	G	No.	Yards	TD	Long	Avg.
Purdue	10	1	16	1	16	16.00
Ohio St.	10	7	63	2	27	9.00
UCLA	10	2	12	0	12	6.00
Michigan	10	4	21	0	18	5.25
Penn St.	10	4	10	0	9	2.50
Wisconsin	10	7	7	0	7	1.00
Rutgers	10	5	3	0	3	0.60
Illinois	10	5	3	0	3	0.60
Washington	11	5	2	0	2	0.40
Northwestern	10	6	2	1	2	0.33
Southern California	10	5	0	0	0	0.00
Oregon	11	5	0	1	0	0.00
Nebraska	10	4	0	0	0	0.00
Minnesota	10	4	0	0	0	0.00
Michigan St.	10	1	0	0	0	0.00
Maryland	10	6	0	0	0	0.00
Iowa	10	6	0	0	0	0.00
Indiana	10	6	0	0	0	0.00

TURNOVER MARGIN

Team	Lost			Gained			Margin	Per/G	
	G	Fum	Int	Tot	Fum	Int			Tot
Minnesota	10	4	4	8	4	16	20	1.20	
Iowa	10	3	7	10	6	14	20	1.00	
Indiana	10	2	5	7	6	11	17	1.00	
Oregon	11	4	6	10	5	10	15	0.45	
Rutgers	10	1	6	7	5	6	11	0.40	
Ohio St.	10	5	5	10	7	7	14	0.40	
Illinois	10	7	3	10	5	9	14	0.40	
Washington	11	3	7	10	5	8	13	0.27	
Penn St.	10	3	6	9	4	8	12	0.30	
Northwestern	10	6	6	12	6	7	13	0.10	
Nebraska	10	3	11	14	4	10	14	0.00	
Maryland	10	6	9	15	6	9	15	0.00	
Southern California	10	6	10	16	5	9	14	-2	-0.20
Wisconsin	10	7	9	16	7	4	11	-5	-0.50
UCLA	10	6	11	17	2	10	12	-5	-0.50
Michigan	10	7	9	16	4	7	11	-5	-0.50
Purdue	10	6	6	12	1	4	5	-7	-0.70
Michigan St.	10	7	11	18	1	8	9	-9	-0.90

FIRST DOWNS

Team	G	Rush	Pass	Pen	Total	Avg/G
Oregon	11	100	139	17	256	23.27
Indiana	10	101	125	17	243	24.3
Penn St.	10	102	122	12	236	23.6
Southern California	10	74	143	15	232	23.2
Washington	11	90	128	13	231	21
Maryland	10	63	144	24	231	23.1
Rutgers	10	95	99	25	219	21.9
Ohio St.	10	96	115	7	218	21.8
Nebraska	10	84	99	30	213	21.3
Illinois	10	80	105	20	205	20.5
Minnesota	10	66	112	25	203	20.3
Wisconsin	10	98	82	18	198	19.8
Michigan St.	10	82	96	13	191	19.1
UCLA	10	54	109	17	180	18
Iowa	10	93	67	13	173	17.3
Michigan	10	83	67	9	159	15.9
Northwestern	10	66	76	14	156	15.6
Purdue	10	64	79	8	151	15.1

3RD-DOWN CONVERSIONS

Team	G	Conv.	Att.	Pct.
Penn St.	10	62	118	52.54
Indiana	10	53	108	49.07
Oregon	11	68	139	48.92
Southern California	10	59	126	46.83
Minnesota	10	61	131	46.56
Illinois	10	56	123	45.53
Iowa	10	58	130	44.62
Ohio St.	10	51	116	43.97
UCLA	10	56	130	43.08
Nebraska	10	60	140	42.86
Maryland	10	66	154	42.86
Rutgers	10	57	141	40.43
Michigan	10	51	130	39.23
Michigan St.	10	50	131	38.17
Wisconsin	10	51	135	37.78
Washington	11	47	128	36.72
Purdue	10	41	122	33.61
Northwestern	10	41	134	30.6



**2024-25 Big Ten Football
Extended Team Leaders
All games**

1ST DOWNS RUSHING

Team	G	Rush	Pass	Pen	Total	Avg/G
Penn St.	10	102	122	12	236	23.6
Indiana	10	101	125	17	243	24.3
Oregon	11	100	139	17	256	23.27
Wisconsin	10	98	82	18	198	19.8
Ohio St.	10	96	115	7	218	21.8
Rutgers	10	95	99	25	219	21.9
Iowa	10	93	67	13	173	17.3
Washington	11	90	128	13	231	21
Nebraska	10	84	99	30	213	21.3
Michigan	10	83	67	9	159	15.9
Michigan St.	10	82	96	13	191	19.1
Illinois	10	80	105	20	205	20.5
Southern California	10	74	143	15	232	23.2
Northwestern	10	66	76	14	156	15.6
Minnesota	10	66	112	25	203	20.3
Purdue	10	64	79	8	151	15.1
Maryland	10	63	144	24	231	23.1
UCLA	10	54	109	17	180	18

OPT 3RD-DN CONVERT

Team	G	Conv.	Att.	Pct.
Ohio St.	10	43	138	31.16
Oregon	11	46	145	31.72
Southern California	10	43	132	32.58
Indiana	10	44	133	33.08
Penn St.	10	46	134	34.33
Iowa	10	46	131	35.11
Northwestern	10	48	130	36.92
Nebraska	10	47	127	37.01
Wisconsin	10	51	134	38.06
Maryland	10	57	138	41.3
Illinois	10	54	130	41.54
Rutgers	10	59	139	42.45
Washington	11	67	156	42.95
Michigan	10	62	143	43.36
Minnesota	10	60	137	43.8
Michigan St.	10	58	132	43.94
Purdue	10	60	123	48.78
UCLA	10	66	127	51.97

1ST DOWNS PASSING

Team	G	Rush	Pass	Pen	Total	Avg/G
Maryland	10	63	144	24	231	23.1
Southern California	10	74	143	15	232	23.2
Oregon	11	100	139	17	256	23.27
Washington	11	90	128	13	231	21
Indiana	10	101	125	17	243	24.3
Penn St.	10	102	122	12	236	23.6
Ohio St.	10	96	115	7	218	21.8
Minnesota	10	66	112	25	203	20.3
UCLA	10	54	109	17	180	18
Illinois	10	80	105	20	205	20.5
Rutgers	10	95	99	25	219	21.9
Nebraska	10	84	99	30	213	21.3
Michigan St.	10	82	96	13	191	19.1
Wisconsin	10	98	82	18	198	19.8
Purdue	10	64	79	8	151	15.1
Northwestern	10	66	76	14	156	15.6
Michigan	10	83	67	9	159	15.9
Iowa	10	93	67	13	173	17.3

4TH-DOWN CONVERSIONS

Team	G	Conv.	Att.	Pct.
Minnesota	10	7	8	87.5
Michigan	10	11	15	73.33
Ohio St.	10	15	21	71.43
Penn St.	10	7	10	70
UCLA	10	8	12	66.67
Wisconsin	10	11	17	64.71
Oregon	11	9	15	60
Southern California	10	7	12	58.33
Northwestern	10	9	16	56.25
Michigan St.	10	10	18	55.56
Indiana	10	10	18	55.56
Illinois	10	7	15	46.67
Maryland	10	13	28	46.43
Rutgers	10	11	25	44
Washington	11	10	23	43.48
Nebraska	10	6	18	33.33
Iowa	10	2	6	33.33
Purdue	10	2	14	14.29



**2024-25 Big Ten Football
Extended Team Leaders
All games**

1ST DOWNS BY PENALTY

Team	G	Rush	Pass	Pen	Total	Avg/G
Nebraska	10	84	99	30	213	21.3
Rutgers	10	95	99	25	219	21.9
Minnesota	10	66	112	25	203	20.3
Maryland	10	63	144	24	231	23.1
Illinois	10	80	105	20	205	20.5
Wisconsin	10	98	82	18	198	19.8
UCLA	10	54	109	17	180	18
Oregon	11	100	139	17	256	23.27
Indiana	10	101	125	17	243	24.3
Southern California	10	74	143	15	232	23.2
Northwestern	10	66	76	14	156	15.6
Washington	11	90	128	13	231	21
Michigan St.	10	82	96	13	191	19.1
Iowa	10	93	67	13	173	17.3
Penn St.	10	102	122	12	236	23.6
Michigan	10	83	67	9	159	15.9
Purdue	10	64	79	8	151	15.1
Ohio St.	10	96	115	7	218	21.8

OPP 4TH-DN CONVERT

Team	G	Conv.	Att.	Pct.
Indiana	10	7	28	25
UCLA	10	3	10	30
Oregon	11	8	21	38.1
Ohio St.	10	7	18	38.89
Minnesota	10	4	10	40
Northwestern	10	8	19	42.11
Illinois	10	9	20	45
Nebraska	10	10	21	47.62
Michigan	10	4	8	50
Iowa	10	6	12	50
Rutgers	10	11	21	52.38
Wisconsin	10	8	14	57.14
Washington	11	12	21	57.14
Southern California	10	16	28	57.14
Maryland	10	7	12	58.33
Penn St.	10	11	18	61.11
Michigan St.	10	11	17	64.71
Purdue	10	9	13	69.23

OPPONENT 1ST DOWNS

Team	G	Rush	Pass	Pen	Total	Avg/G
Ohio St.	10	55	71	15	141	14.1
Indiana	10	54	81	18	153	15.3
Penn St.	10	65	80	14	159	15.9
Minnesota	10	64	87	16	167	16.7
Wisconsin	10	88	74	7	169	16.9
Iowa	10	70	93	10	173	17.3
Nebraska	10	60	95	19	174	17.4
Oregon	11	69	88	19	176	16
Michigan St.	10	65	96	20	181	18.1
Michigan	10	67	104	16	187	18.7
Northwestern	10	64	117	9	190	19
Rutgers	10	81	101	14	196	19.6
Illinois	10	88	97	12	197	19.7
Southern California	10	71	112	16	199	19.9
Maryland	10	71	111	25	207	20.7
UCLA	10	62	117	31	210	21
Washington	11	103	83	27	213	19.36
Purdue	10	107	112	17	236	23.6



2024-25 Big Ten Football
Extended Team Leaders
All games

SACKS BY

Team	G	No.	Yards	Avg/G
Indiana	10	31	233	3.1
Ohio St.	10	30	185	3
Oregon	11	29	161	2.64
Illinois	10	27	187	2.7
Nebraska	10	26	163	2.6
Penn St.	10	25	164	2.5
Michigan	10	25	174	2.5
Washington	11	20	147	1.82
Northwestern	10	20	114	2
Iowa	10	20	129	2
Minnesota	10	19	132	1.9
UCLA	10	18	105	1.8
Purdue	10	18	116	1.8
Rutgers	10	17	119	1.7
Wisconsin	10	16	118	1.6
Southern California	10	15	81	1.5
Michigan St.	10	15	89	1.5
Maryland	10	13	84	1.3

KICKOFF COVERAGE

Team	G	No	Yards	Avg.	Ret.	TB	NetAvg
Northwestern	10	43	2715	63.14	364	22	39.3
Wisconsin	10	49	3155	64.39	167	36	35.76
Iowa	10	58	3723	64.19	299	36	39.6
Michigan	10	46	2946	64.04	83	31	38.91
UCLA	10	44	2753	62.57	176	22	43.57
Minnesota	10	55	3521	64.02	76	45	38.11
Penn St.	10	62	3962	63.9	284	39	42.76
Indiana	10	76	4633	60.96	607	23	50.91
Ohio St.	10	68	4336	63.76	135	47	43.1
Illinois	10	53	3307	62.4	207	35	40.87
Nebraska	10	47	2915	62.02	351	23	42.53
Maryland	10	53	3329	62.81	361	30	45.77
Purdue	10	36	2257	62.69	192	22	41.25
Michigan St.	10	47	2935	62.45	269	27	43.72
Oregon	11	72	4544	63.11	203	52	40
Southern California	10	58	3728	64.28	298	41	40.24
Rutgers	10	50	2973	59.46	335	23	46.14
Washington	11	57	3350	58.77	681	18	43.65

SACKS AGAINST

Team	G	No.	Yards	Avg/G
Penn St.	10	9	59	0.9
Wisconsin	10	11	68	1.1
Southern California	10	11	69	1.1
Indiana	10	11	76	1.1
Oregon	11	12	104	1.09
Ohio St.	10	12	75	1.2
Iowa	10	13	81	1.3
Michigan	10	14	85	1.4
Rutgers	10	16	105	1.6
Northwestern	10	16	117	1.6
Maryland	10	17	139	1.7
Nebraska	10	23	163	2.3
Minnesota	10	23	150	2.3
Washington	11	24	168	2.18
Purdue	10	27	189	2.7
UCLA	10	28	199	2.8
Illinois	10	28	166	2.8
Michigan St.	10	32	220	3.2

RED ZONE OFFENSE

Team	G	Scores	Pct.	TDs	(R-P)	FGs	TurnO
Ohio St.	10	37 - 38	97.37	33	18 - 15	4 - 4	1
Indiana	10	53 - 56	94.64	46	28 - 18	7 - 7	1
Iowa	10	30 - 33	90.91	23	17 - 6	7 - 7	1
Penn St.	10	37 - 42	88.10	30	15 - 15	7 - 7	4
Southern California	10	35 - 40	87.50	29	15 - 14	6 - 8	3
Illinois	10	35 - 40	87.50	24	12 - 12	11 - 12	4
Minnesota	10	34 - 39	87.18	25	12 - 13	9 - 12	1
Oregon	11	42 - 49	85.71	33	18 - 15	9 - 9	6
Michigan	10	20 - 24	83.33	14	7 - 7	6 - 7	2
Maryland	10	33 - 40	82.50	25	13 - 12	8 - 8	6
Washington	11	34 - 42	80.95	23	12 - 11	11 - 15	4
Wisconsin	10	29 - 36	80.56	22	17 - 5	7 - 9	3
UCLA	10	24 - 30	80.00	11	2 - 9	13 - 13	5
Rutgers	10	35 - 45	77.78	29	18 - 11	6 - 8	7
Purdue	10	23 - 30	76.67	16	7 - 9	7 - 11	3
Michigan St.	10	24 - 33	72.73	14	7 - 7	10 - 11	8
Nebraska	10	28 - 39	71.79	20	13 - 7	8 - 11	7
Northwestern	10	20 - 29	68.97	13	10 - 3	7 - 9	7



**2024-25 Big Ten Football
Extended Team Leaders
All games**

PENALTIES

Team	G	No.	Yards	Avg/G
Iowa	10	31	297	29.7
Wisconsin	10	49	332	33.2
Rutgers	10	43	346	34.6
Illinois	10	48	364	36.4
Minnesota	10	52	403	40.3
Ohio St.	10	42	404	40.4
Michigan	10	43	414	41.4
Northwestern	10	53	435	43.5
Oregon	11	62	494	44.91
Indiana	10	49	465	46.5
Penn St.	10	52	475	47.5
Southern California	10	60	504	50.4
Washington	11	69	604	54.91
Purdue	10	57	555	55.5
Nebraska	10	67	568	56.8
Michigan St.	10	67	615	61.5
Maryland	10	68	635	63.5
UCLA	10	82	692	69.2

RED ZONE DEFENSE

Team	G	Scores	Pct.	TDs	(R-P)	FGs	TurnO
Ohio St.	10	12 - 23	52.17	7	4 - 3	5 - 7	9
Penn St.	10	17 - 23	73.91	9	2 - 7	8 - 9	5
Rutgers	10	24 - 32	75.00	21	14 - 7	3 - 7	3
Northwestern	10	31 - 41	75.61	20	10 - 10	11 - 13	6
Washington	11	27 - 35	77.14	19	11 - 8	8 - 9	6
Iowa	10	19 - 24	79.17	14	2 - 12	5 - 6	3
Michigan	10	31 - 38	81.58	22	9 - 13	9 - 11	5
Oregon	11	27 - 33	81.82	17	10 - 7	10 - 11	5
Nebraska	10	23 - 28	82.14	18	5 - 13	5 - 8	2
Southern California	10	29 - 35	82.86	18	13 - 5	11 - 12	5
Wisconsin	10	25 - 30	83.33	17	12 - 5	8 - 10	3
Minnesota	10	20 - 24	83.33	13	8 - 5	7 - 7	3
Michigan St.	10	31 - 37	83.78	26	13 - 13	5 - 7	4
Indiana	10	19 - 22	86.36	12	7 - 5	7 - 7	3
Maryland	10	33 - 38	86.84	24	12 - 12	9 - 10	3
Illinois	10	28 - 31	90.32	18	8 - 10	10 - 11	2
UCLA	10	37 - 40	92.50	30	17 - 13	7 - 7	2
Purdue	10	37 - 40	92.50	31	20 - 11	6 - 8	1

OPPONENT PENALTIES

Team	G	No.	Yards	Avg/G
Nebraska	10	68	702	70.2
Maryland	10	63	556	55.6
Minnesota	10	53	533	53.3
Illinois	10	59	523	52.3
Oregon	11	67	543	49.36
Rutgers	10	61	472	47.2
Wisconsin	10	59	466	46.6
Southern California	10	59	466	46.6
Indiana	10	57	453	45.3
Purdue	10	51	452	45.2
Iowa	10	57	441	44.1
UCLA	10	50	421	42.1
Washington	11	55	454	41.27
Michigan St.	10	44	358	35.8
Michigan	10	47	341	34.1
Northwestern	10	37	321	32.1
Penn St.	10	40	314	31.4
Ohio St.	10	35	255	25.5



2024-25 Big Ten Football
Extended Team Leaders
All games

TIME OF POSSESSION

Team	G	Total possession	Avg/G
Rutgers	10	314:10	31:25
Nebraska	10	314:11	31:25
Michigan St.	10	313:25	31:20
Penn St.	10	312:52	31:17
Maryland	10	311:32	31:09
Minnesota	10	309:49	30:59
Oregon	11	340:22	30:56
Indiana	10	307:34	30:46
Southern California	10	307:24	30:44
Michigan	10	307:17	30:44
UCLA	10	305:23	30:32
Ohio St.	10	303:06	30:19
Wisconsin	10	301:10	30:07
Washington	11	329:56	29:59
Illinois	10	298:17	29:50
Northwestern	10	295:47	29:35
Iowa	10	293:48	29:23
Purdue	10	271:09	27:07



2024-25 Big Ten Football Conference Active Individual Leaders All games

RUSHING (Minimum Games Played Pct. 75%, 10 Rushing Attempts/Game)

#	Player	G	Att.	Yds	Avg.	TD	Lg	Avg/g
1	Judkins, Quinshon - OSU	36	666	3448	5.18	39	86	95.78
2	Henderson, TreVeyon - OSU	41	535	3407	6.37	37	75	83.10
3	Johnson, Kaleb - Iowa	33	456	2570	5.64	29	75	77.88
4	Mockobee, Devin - Purdue	35	482	2431	5.04	18	68	69.46
5	Singleton, Nicholas - PSU	35	422	2396	5.68	24	87	68.46
6	Allen, Kaytron - PSU	36	478	2423	5.07	21	59	67.31
7	Lawton, Ty Son - IND	49	689	3168	4.60	35	99	64.65
8	Coleman, Jonah - UW	36	376	2251	5.99	18	64	62.53
9	Monangai, Kyle - RU	50	610	2971	4.87	26	62	59.42
10	Carter, Nate - MSU	38	475	2218	4.67	10	60	58.37

TOTAL OFFENSE (Minimum Games Played Pct. 75%)

#	Player	G	Rush	Pass	Plays	Total	Yds/g
1	Gabriel, Dillon - Oregon	61	1215	17931	2418	19146	313.87
2	Rogers, Will - UW	54	-395	14773	2386	14378	266.26
3	Brosmer, Max - MINN	46	234	10952	1797	11186	243.17
4	Maiava, Jayden - USC	18	324	3410	480	3734	207.44
5	Raiola, Dylan - Nebr	10	-71	2112	350	2041	204.10
6	Schuster, Tommy - MSU	50	124	9277	1482	9401	188.02
7	Allar, Drew - PSU	33	452	5228	823	5680	172.12
8	Kaliakmanis, Athan - RU	33	366	4912	881	5278	159.94
9	Chiles, Aidan - MSU	19	289	2415	406	2704	142.32
10	Garbers, Ethan - UCLA	38	286	3908	656	4194	110.37

PASSING AVG/GAME (Minimum Games Played Pct. 75%)

#	Player	G	Comp-att-int	Yds	TD	Avg/g
1	Gabriel, Dillon - Oregon	61	1309-2015-32	17931	147	293.95
2	Rogers, Will - UW	54	1521-2187-35	14773	108	273.57
3	Brosmer, Max - MINN	46	977-1549-29	10952	84	238.09
4	Raiola, Dylan - Nebr	10	203-310-10	2112	11	211.20
5	Maiava, Jayden - USC	18	257-399-11	3410	20	189.44
6	Schuster, Tommy - MSU	50	863-1281-23	9277	63	185.54
7	Allar, Drew - PSU	33	434-680-7	5228	45	158.42
8	Kaliakmanis, Athan - RU	33	384-710-19	4912	31	148.85
9	Chiles, Aidan - MSU	19	188-304-11	2415	14	127.11
10	Garbers, Ethan - UCLA	38	344-528-18	3908	29	102.84

SCORING (Minimum Games Played Pct. 75%)

#	Player	G	TD	FG	XPT	2XP	Pts	Pts/g
1	Lynch, Denis - USC	27	0	25	139	0	214	7.93
2	Judkins, Quinshon - OSU	36	43	0	0	1	260	7.22
3	Vakos, Nathaniel - Wisc	37	0	48	111	0	255	6.89
4	Zvada, Dominic - Mich	35	0	47	90	0	231	6.60
5	Snyder, Austin - OSU	31	0	30	108	0	198	6.39
6	Van Zelst, Nate - Wisc	11	0	11	35	0	68	6.18
7	Glessner, Blake - UCLA	44	0	46	133	0	271	6.16
8	Henderson, TreVeyon - OSU	41	42	0	0	0	252	6.15
9	Barker, Ryan - PSU	8	0	8	25	0	49	6.13
10	Smith, Jeremiah - OSU	10	10	0	0	0	60	6.00

PASS EFFICIENCY (Minimum Games Played Pct. 75%, 15 Total Passes/Game)

#	Player	G	Comp-att-int	Yds	TD	Eff.
1	Gabriel, Dillon - Oregon	61	1309-2015-32	17931	147	160.61
2	Allar, Drew - PSU	33	434-680-7	5228	45	148.18
3	Maiava, Jayden - USC	18	257-399-11	3410	20	147.23
4	Schuster, Tommy - MSU	50	863-1281-23	9277	63	140.84
5	Rogers, Will - UW	54	1521-2187-35	14773	108	139.38
6	Brosmer, Max - MINN	46	977-1549-29	10952	84	136.62
7	Chiles, Aidan - MSU	19	188-304-11	2415	14	136.53
8	Raiola, Dylan - Nebr	10	203-310-10	2112	11	127.97
9	Kaliakmanis, Athan - RU	33	384-710-19	4912	31	121.25

SCORING (TDs) (Minimum Games Played Pct. 75%, 1 Touchdowns)

#	Player	G	Run	Rec	Ret	Pts	Avg/g
1	Judkins, Quinshon - OSU	36	39	4	0	260	7.22
2	Henderson, TreVeyon - OSU	41	37	5	0	252	6.15
3	Smith, Jeremiah - OSU	10	1	9	0	60	6.00
4	Singleton, Nicholas - PSU	35	24	7	0	194	5.54
5	Johnson, Kaleb - Iowa	33	29	1	0	180	5.45
6	Sarratt, Elijah - IND	35	1	27	0	172	4.91
7	James, Jordan - Oregon	35	27	1	0	168	4.80
8	Lawton, Ty Son - IND	49	35	2	0	222	4.53
9	Wood, Donovan - USC	27	0	19	0	114	4.22
10	Allen, Kaytron - PSU	36	21	4	0	150	4.17

RECEPTIONS/GAME (Minimum Games Played Pct. 75%)

#	Player	G	No.	Yds	TD	Lg	Yds/g	Rec/g
1	Franklin, Zakhari - Illini	60	314	3945	41	75	65.75	5.23
2	Miller, Dymere - RU	43	218	3032	21	75	70.51	5.07
3	Johnson, Tez - Oregon	59	291	3640	26	77	61.69	4.93
4	Smith, Jeremiah - OSU	10	49	865	9	70	86.50	4.90
5	Wood, Donovan - USC	27	131	2240	19	42	82.96	4.85
6	Stewart, Evan - Oregon	29	138	1772	11	69	61.10	4.76
7	Marks, Woody - USC	55	257	1521	5	33	27.65	4.67
8	Sarratt, Elijah - IND	35	162	2575	27	71	73.57	4.63
9	Marsh, Nick - MSU	9	37	611	3	77	67.89	4.11
10	Egbuka, Emeka - OSU	43	173	2469	22	85	57.42	4.02

SCORING (KICK) (Minimum Games Played Pct. 75%)

#	Player	G	PAT	FG	Pts	Avg/g
1	Lynch, Denis - USC	27	139-140	25-36	214	7.93
2	Vakos, Nathaniel - Wisc	37	111-112	48-61	255	6.89
3	Zvada, Dominic - Mich	35	90-92	47-54	231	6.60
4	Snyder, Austin - OSU	31	108-114	30-39	198	6.39
5	Van Zelst, Nate - Wisc	11	35-35	11-14	68	6.18
6	Glessner, Blake - UCLA	44	133-138	46-63	271	6.16
7	Barker, Ryan - PSU	8	25-25	8-9	49	6.13
8	Patel, Jai - RU	22	62-64	23-30	131	5.95
9	Bhaghani, Mateen - UCLA	20	46-46	24-29	118	5.90
10	Stevens, Drew - Iowa	37	77-78	46-59	215	5.81

RECEIVE YDS/GAME (Minimum Games Played Pct. 75%)

#	Player	G	No.	Yds	TD	Long	Avg/c	Yds/g
1	Smith, Jeremiah - OSU	10	49	865	9	70	17.65	86.50
2	Wood, Donovan - USC	27	131	2240	19	42	17.10	82.96
3	Sarratt, Elijah - IND	35	162	2575	27	71	15.90	73.57
4	Miller, Dymere - RU	43	218	3032	21	75	13.91	70.51
5	Marsh, Nick - MSU	9	37	611	3	77	16.51	67.89
6	Franklin, Zakhari - Illini	60	314	3945	41	75	12.56	65.75
7	Johnson, Tez - Oregon	59	291	3640	26	77	12.51	61.69
8	Stewart, Evan - Oregon	29	138	1772	11	69	12.84	61.10
9	Egbuka, Emeka - OSU	43	173	2469	22	85	14.27	57.42
10	Hunter, Jeremiah - UW	44	173	2432	14	58	14.06	55.27

PUNT RETURN AVG (Minimum Games Played Pct. 75%)

#	Player	G	No.	Yds	TD	Long	Avg.
1	Mullings, Kael - Mich	54	1	22	0	22	22.00
2	Kaho, Ale - UCLA	60	2	42	1	0	21.00
3	Williams, Ke'Shawn - IND	56	4	72	0	26	18.00

KICK RETURN AVG (Minimum Games Played Pct. 75%)

#	Player	G	No.	Yds	TD	Long	Avg.
1	Egbuka, Emeka - OSU	43	22	621	0	67	28.23
2	Johnson, Kaleb - Iowa	33	15	402	0	54	26.80
3	Brockington, Lemeke - MINN	30	4	107	0	51	26.75



**2024-25 Big Ten Football
Conference Active Individual Leaders
All games**

ALL PURPOSE (Minimum Games Played Pct. 75%)

#	Player	G	Rush	Rcv	PR	KR	Yds	Avg/g
1	Marks, Woody - USC	55	2907	1521	0	231	4659	84.71
2	Johnson, Tez - Oregon	59	51	3640	519	12	4222	71.56
3	Henderson, TreVeyon - OSU	41	3407	674	0	58	4139	100.95
4	Franklin, Zakhari - Illini	60	8	3945	0	0	3953	65.88
5	Singleton, Nicholas - PSU	35	2396	631	0	881	3908	111.66
6	Judkins, Quinshon - OSU	36	3448	383	0	0	3831	106.42
7	Jackson, Giles - UW	61	183	1493	181	1730	3587	58.80
8	Lawton, Ty Son - IND	49	3168	370	0	31	3569	72.84
9	Egbuka, Emeka - OSU	43	133	2469	98	621	3321	77.23
10	Miller, Dymere - RU	43	125	3032	8	116	3281	76.30

PUNTING (Minimum Games Played Pct. 75%, 3.6 Punts/Game)

#	Player	G	No.	Yds	Lg	I20	50+	TB	Avg.
1	Thompson, Riley - PSU	35	140	6299	71	54	33	7	44.99
2	Dakin, Rhys - Iowa	10	48	2158	61	22	14	5	44.96
3	Buschini, Brian - Nebr	49	235	10370	74	82	66	13	44.13
4	Evans, James - IND	46	224	9830	70	65	63	12	43.88
5	Venneri, Anthony - OSU	22	94	4091	64	26	24	9	43.52
6	Bertrams, Atticus - Wisc	23	108	4645	74	43	19	7	43.01
7	Crimmins, Keelan - Purdue	22	101	4341	64	26	17	2	42.98
8	Anderson, Jakob - RU	10	42	1785	61	13	5	4	42.50
9	Crawford, Mark - MINN	54	216	9011	60	85	28	9	41.72
10	Robertson, Hugh - Illini	36	142	5850	66	53	20	9	41.20

FIELD GOALS (Minimum Games Played Pct. 75%)

#	Player	G	Made	Att.	Long	Pct.	Avg.
1	Zvada, Dominic - Mich	35	47	54	56	0.87	1.34
2	Vakos, Nathaniel - Wisc	37	48	61	55	0.79	1.30
3	Stevens, Drew - Iowa	37	46	59	54	0.78	1.24
4	Bhaghani, Mateen - UCLA	20	24	29	57	0.83	1.20
5	Glessner, Blake - UCLA	44	46	63	54	0.73	1.05
6	Patel, Jai - RU	22	23	30	51	0.77	1.05
7	Barker, Ryan - PSU	8	8	9	44	0.89	1.00
8	Van Zelst, Nate - Wisc	11	11	14	47	0.79	1.00
9	Snyder, Austin - OSU	31	30	39	51	0.77	0.97

FIELD GOAL PCT (Minimum Games Played Pct. 75%)

#	Player	G	Made	Att.	Long	Pct.
1	Barker, Ryan - PSU	8	8	9	44	0.89
2	Zvada, Dominic - Mich	35	47	54	56	0.87
3	Meyer, Chase - PSU	20	17	20	47	0.85
4	Olano, David - Illini	19	15	18	50	0.83
5	Bhaghani, Mateen - UCLA	20	24	29	57	0.83
6	Fielding, Jayden - OSU	36	23	28	47	0.82
7	Kim, Jonathan - MSU	58	31	39	58	0.79
8	Vakos, Nathaniel - Wisc	37	48	61	55	0.79
9	Van Zelst, Nate - Wisc	11	11	14	47	0.79

PAT KICKING PCT (Minimum Games Played Pct. 75%)

#	Player	G	Made	Att.	Pct.
1	Gross, Grady - UW	38	88	88	1.00
2	Porath, Spencer - Purdue	9	17	17	1.00
3	Van Zelst, Nate - Wisc	11	35	35	1.00
4	Barker, Ryan - PSU	8	25	25	1.00
5	Olano, David - Illini	19	29	29	1.00
6	Akers, Luke - NU	45	9	9	1.00
7	Bhaghani, Mateen - UCLA	20	46	46	1.00
8	Lynch, Denis - USC	27	139	140	0.99
9	Vakos, Nathaniel - Wisc	37	111	112	0.99



**2024-25 Big Ten Football
Conference Active Individual Leaders
All games**

TACKLES (All positions) (Minimum Games Played Pct. 75%)

#	Player	G	Pos	Solo	Ast	Total	Avg/g
1	Thieneman, Dillon - Purdue	22	DB	130	59	189	8.59
2	Jackson, Nick - Iowa	70	LB	248	292	540	7.71
3	Haladay, Cal - MSU	51	LB	153	203	356	6.98
4	Fisher, Aiden - IND	33	LB	89	122	211	6.39
5	Downs, Caleb - OSU	24	DB	98	55	153	6.38
6	Mueller, Xander - NU	44	LB	139	120	259	5.89
7	Parham, Bryun - UW	36	LB	112	98	210	5.83
8	Bruener, Carson - UW	50	LB	167	120	287	5.74
9	Higgins, Jay - Iowa	55	LB	145	170	315	5.73
10	Jones Jr., Terry - IND	50	S	99	169	268	5.36
11	Grose, Angelo - MSU	50	DB	159	106	265	5.30
12	Wohler, Hunter - Wisc	42	S	143	78	221	5.26
13	Oladejo, Oluwafemi - UCLA	44	LB	114	117	231	5.25
14	Mascarenas-Arnold, Easton - USC	47	LB	119	122	241	5.13
15	Turner, Devin - NU	30	DB	89	62	151	5.03
16	Savage, Kobe - Oregon	33	S	109	56	165	5.00
17	Cobb, Mason - USC	51	LB	143	112	255	5.00
18	Gentry, Eric - USC	39	LB	124	68	192	4.92
19	Walker, Jailin - IND	41	LB	98	103	201	4.90
20	Johnson, Tysheem - Oregon	51	DB	118	129	247	4.84
21	Turner, Jordan - MSU	40	LB	99	93	192	4.80
22	Barham, Jaishawn - Mich	33	LB	95	59	154	4.67
23	Robinson, Ethan - MINN	41	DB	149	42	191	4.66
24	Spencer, Malik - MSU	26	S	70	51	121	4.65
25	Thomas, Jaheim - Wisc	51	LB	96	141	237	4.65
26	Igbinosun, Desmond - RU	40	DB	94	91	185	4.63
27	Asbury II, Shawn - IND	40	DB	76	108	184	4.60
28	Powell, Tyreem - RU	40	LB	89	95	184	4.60
29	Hausmann, Ernest - Mich	37	LB	96	74	170	4.59
30	Hyppolite II, Ruben - MD	48	LB	127	90	217	4.52
31	Henderson, Jack - MINN	56	DB	146	107	253	4.52
32	Toure, Mohamed - RU	37	LB	80	87	167	4.51
33	Broussard, Cameron - UW	44	DB	100	94	194	4.41
34	Tuputala, Alphonzo - UW	51	LB	120	102	222	4.35
35	Thompson, Stefon - Nebr	45	LB	105	90	195	4.33
36	Bassa, Jeffrey - Oregon	52	LB	121	104	225	4.33
37	Gifford, Isaac - Nebr	54	DB	119	107	226	4.19
38	Ponds, D'Angelo - IND	23	CB	61	35	96	4.17
39	Smith, Jaylin - USC	41	CB	124	46	170	4.15
40	Carter, Abdul - PSU	36	LB	90	59	149	4.14
41	Rosiek, Dylan - Illini	37	LB	82	71	153	4.14
42	Hall, Jordan - MSU	21	LB	41	45	86	4.10
43	Hall, Aamir - Mich	48	DB	118	72	190	3.96
44	Schuermann, Luke - UCLA	45	DL	100	78	178	3.96
45	Taylor, Noah - NU	39	LB	76	78	154	3.95
46	Ransom, Lathan - OSU	50	S	123	73	196	3.92
47	Trader Jr., Dante - MD	45	DB	110	65	175	3.89
48	Simon, Cody - OSU	52	LB	90	112	202	3.88
49	Chaney, Jake - Wisc	44	LB	96	74	170	3.86
50	Jenkins, Kydran - Purdue	50	LB	132	61	193	3.86

SACKS (Minimum Games Played Pct. 75%)

#	Player	G	Pos	Solo	Ast	Total	Avg/g
1	Durfee, Zach - UW	17	LB	13	2	14	0.82
2	Schuermann, Luke - UCLA	45	DL	31	9	35.5	0.79
3	Kamara, Mikail - IND	33	DL	22	4	24	0.73
4	Ojata, Jireh - Purdue	46	DE	25	13	31.5	0.68
5	Stewart, Josaiah - Mich	49	DE	25	6	28	0.57
6	Pius, John - Wisc	48	LB	22	10	27	0.56
7	Carter, Abdul - PSU	36	LB	18	2	19	0.53
8	Jacas, Gabe - Illini	35	LB	14	4	16	0.46
9	Jenkins, Kydran - Purdue	50	LB	19	6	22	0.44
10	Uiagalelei, Matayo - Oregon	24	DE	10	1	10.5	0.44
11	Saka, Anto - NU	20	DL	7	2	8	0.40
12	Hagarty, Richie - NU	34	DL	12	3	13.5	0.40
13	Toure, Mohamed - RU	37	LB	12	3	13.5	0.36
14	Sawyer, Jack - OSU	48	DE	15	4	17	0.35
15	Valdez, Sebastian - UW	50	DL	14	7	17.5	0.35
16	Tuimoloau, JT - OSU	49	DL	12	8	16	0.33
17	Hubbard, Aidan - NU	34	DL	10	2	11	0.32
18	Ward, Isaiah - UW	27	DE	8	0	8	0.30
19	Graves, Aaron - Iowa	36	DL	9	3	10.5	0.29
20	Coleman, Seth - Illini	55	LB	14	3	15.5	0.28

TACKLES FOR LOSS (Minimum Games Played Pct. 75%, 1.25 Total

Tackles For Loss/Game)

#	Player	G	Pos	Solo	Ast	Total	Avg/g
1	Schuermann, Luke - UCLA	45	DL	51	27	64.5	1.43
2	Kamara, Mikail - IND	33	DL	34	16	42	1.27



**2024-25 Big Ten Football
Conference Active Individual Leaders
All games**

FUMBLES FORCED (Minimum Games Played Pct. 75%)

#	Player	G	No.	Avg/g
1	McGahee IV, Willis - Nebr	9	2	0.22
2	Kamara, Mikail - IND	33	7	0.21
3	Rosiek, Dylan - Illini	37	6	0.16
4	Ojata, Jireh - Purdue	46	7	0.15
5	Carter, Abdul - PSU	36	5	0.14
6	Stewart, Josaiah - Mich	49	6	0.12
7	Walker, Jailin - IND	41	5	0.12
8	Durfee, Zach - UW	17	2	0.12
9	Jacas, Gabe - Illini	35	4	0.11
10	Schuermann, Luke - UCLA	45	5	0.11

FUMBLES RECOVERED (Minimum Games Played Pct. 75%)

#	Player	G	No.	Avg/g
1	Walters, Damon - NU	8	1	0.13
2	Bailey, Wesley - RU	36	4	0.11
3	Brown, Donnell - MD	49	5	0.10
4	Curtis, Tackett - Wisc	22	2	0.09
5	Gbayor, Mikai - Nebr	22	2	0.09
6	Kamara, Mikail - IND	33	3	0.09
7	Saleapaga, Roger - Oregon	11	1	0.09
8	Ponds, D'Angelo - IND	23	2	0.09
9	Johnson, Brandon - Oregon	47	4	0.09
10	Hills, Elijah - Wisc	47	4	0.09

PASSES DEFENDED (Minimum Games Played Pct. 75%)

#	Player	G	Brup	Int.	Total	Avg/g
1	Ponds, D'Angelo - IND	23	19	4	23	1.00
2	Hall, Aamir - Mich	48	34	7	41	0.85
3	Robinson, Ethan - MINN	41	26	8	34	0.83
4	Longerbeam, Robert - RU	50	35	4	39	0.78
5	Muhammad, Jabbar - Oregon	57	37	4	41	0.72
6	Burke, Denzel - OSU	45	28	4	32	0.71
7	Walley, Justin - MINN	47	26	7	33	0.70
8	Alexander, Kam - Oregon	54	31	6	37	0.69
9	Dixon, Thaddeus - UW	25	15	2	17	0.68
10	Scott, Xavier - Illini	33	16	5	21	0.64
11	Johnson, Will - Mich	32	10	9	19	0.59
12	Thieneman, Dillon - Purdue	22	7	6	13	0.59
13	Fourqurean, Nyzier - Wisc	46	22	5	27	0.59
14	Hartzog Jr., Malcolm - Nebr	33	12	7	19	0.58
15	Reed, Nikko - Oregon	46	20	4	24	0.52
16	Perich, Koi - MINN	10	0	5	5	0.50
17	Igbinosun, Davison - OSU	36	15	2	17	0.47
18	Walker, Jailin - IND	41	16	3	19	0.46
19	Hill, Tommi - Nebr	41	14	5	19	0.46
20	Grose, Angelo - MSU	50	19	4	23	0.46

INTERCEPTIONS (Minimum Games Played Pct. 75%)

#	Player	G	No.	Yds	TD	Long	Avg/g
1	Perich, Koi - MINN	10	5	63	0	45	0.50
2	Johnson, Will - Mich	32	9	237	3	86	0.28
3	Thieneman, Dillon - Purdue	22	6	58	0	32	0.27
4	Huskey, Jalen - MD	31	7	79	0	37	0.23
5	Hartzog Jr., Malcolm - Nebr	33	7	98	0	34	0.21
6	Hardy, Rolijah - IND	10	2	18	1	12	0.20
7	Robinson, Ethan - MINN	41	8	17	0	6	0.20
8	Ferrell, Amare - IND	22	4	35	0	20	0.18
9	Savage, Kobe - Oregon	33	6	10	0	7	0.18
10	Ponds, D'Angelo - IND	23	4	77	1	67	0.17



2024-25 Big Ten Football
Standings
In Conference games

Team	Overall	Pct.	Conference	Pct.	PF	PA	Home	Away	Neut.	Streak
Indiana	7-0	1.000	7-0	1.000	279	114	4-0	3-0	0-0	W 7
Oregon	8-0	1.000	8-0	1.000	263	111	4-0	4-0	0-0	W 8
Penn St.	6-1	.857	6-1	.857	206	97	3-1	3-0	0-0	W 2
Ohio St.	6-1	.857	6-1	.857	221	83	3-0	3-1	0-0	W 4
Minnesota	4-3	.571	4-3	.571	175	158	2-1	2-2	0-0	L 1
Iowa	4-3	.571	4-3	.571	197	141	3-0	1-3	0-0	L 1
Illinois	4-3	.571	4-3	.571	173	180	3-1	1-2	0-0	W 1
Washington	4-4	.500	4-4	.500	165	189	4-0	0-4	0-0	W 1
Rutgers	3-4	.429	3-4	.429	144	187	2-2	1-2	0-0	W 2
Wisconsin	3-4	.429	3-4	.429	174	140	1-2	2-2	0-0	L 3
Michigan	3-4	.429	3-4	.429	134	171	3-1	0-3	0-0	L 2
Southern California	3-5	.375	3-5	.375	228	200	3-1	0-4	0-0	W 1
UCLA	3-5	.375	3-5	.375	155	224	1-3	2-2	0-0	L 1
Michigan St.	2-5	.286	2-5	.286	119	222	1-2	1-3	0-0	L 3
Nebraska	2-5	.286	2-5	.286	130	180	1-2	1-3	0-0	L 4
Northwestern	2-5	.286	2-5	.286	116	189	0-3	2-2	0-0	L 1
Maryland	1-6	.143	1-6	.143	149	252	1-3	0-3	0-0	L 3
Purdue	0-7	.000	0-7	.000	95	285	0-4	0-3	0-0	L 7



**2024-25 Big Ten Football
Team Highs
In Conference games**

POINTS	56	Indiana vs Nebraska (10/19/2024)
POINTS SCORED KICKING	20	Michigan St. vs Iowa (10/19/2024)
TOUCHDOWNS	8	Indiana vs Nebraska (10/19/2024)
TOTAL OFFENSE YARDS	589	Wisconsin vs Purdue (10/05/2024)
TOTAL OFFENSE PLAYS	89	Rutgers at Southern California (10/25/2024)
TOTAL OFFENSE YARDS/PLAY	9.2	Purdue at Illinois (10/12/2024)
RUSHING YARDS	329	Iowa vs Wisconsin (11/02/2024)
RUSHING ATTEMPTS	54	Iowa vs Wisconsin (11/02/2024)
YARDS PER RUSH	7.9	Southern California vs Penn St. (10/12/2024)
RUSHING TDS	5 5 5	Iowa vs Wisconsin (11/02/2024) Indiana vs Nebraska (10/19/2024) Wisconsin at Rutgers (10/12/2024)
LONGEST RUSH	78	Penn St. vs Washington (11/09/2024)
PASSING YARDS	400	Penn St. at Southern California (10/12/2024)
PASSING ATTEMPTS	57	Maryland vs Rutgers (11/16/2024)
PASSING TDS	4 4 4 4 4 4 4	Penn St. at Purdue (11/16/2024) Indiana at Michigan St. (11/02/2024) Minnesota vs Maryland (10/26/2024) UCLA at Rutgers (10/19/2024) Ohio St. vs Iowa (10/05/2024) Illinois at Nebraska (09/20/2024) Indiana at UCLA (09/14/2024)
LONGEST PASS	77	Michigan St. at Maryland (09/07/2024)
PASSES COMPLETED	39	Maryland vs Southern California (10/19/2024)
HAD INTERCEPTED	3 3 3 3	Southern California at Washington (11/02/2024) Nebraska at Indiana (10/19/2024) UCLA vs Minnesota (10/12/2024) Penn St. at Southern California (10/12/2024)
PASS COMPLETION PCT	84.2	UCLA at Rutgers (10/19/2024)
PASSING YARDS/ATTEMPT	13.8	Ohio St. vs Nebraska (10/26/2024)
YARDS PER CATCH	20.6	Iowa at UCLA (11/08/2024)
FIELD GOAL ATTEMPTS	7	Michigan St. vs Iowa (10/19/2024)
FIELD GOALS MADE	6	Michigan St. vs Iowa (10/19/2024)
LONGEST FIELD GOAL	57	UCLA vs Iowa (11/08/2024)



2024-25 Big Ten Football
Team Highs
In Conference games

FIELD GOAL PCT	
100.0	Wisconsin vs Oregon (11/16/2024)
100.0	Oregon at Wisconsin (11/16/2024)
100.0	Rutgers at Maryland (11/16/2024)
100.0	Nebraska at Southern California (11/16/2024)
100.0	Michigan St. at Illinois (11/16/2024)
100.0	Illinois vs Michigan St. (11/16/2024)
100.0	Ohio St. at Northwestern (11/16/2024)
100.0	Washington vs UCLA (11/15/2024)
100.0	Oregon vs Maryland (11/09/2024)
100.0	Maryland at Oregon (11/09/2024)
100.0	Indiana vs Michigan (11/09/2024)
100.0	Michigan at Indiana (11/09/2024)
100.0	Ohio St. vs Purdue (11/09/2024)
100.0	Rutgers vs Minnesota (11/09/2024)
100.0	Minnesota at Rutgers (11/09/2024)
100.0	Iowa at UCLA (11/08/2024)
100.0	Wisconsin at Iowa (11/02/2024)
100.0	Washington vs Southern California (11/02/2024)
100.0	Michigan vs Oregon (11/02/2024)
100.0	Oregon at Michigan (11/02/2024)
100.0	Indiana at Michigan St. (11/02/2024)
100.0	Michigan St. vs Indiana (11/02/2024)
100.0	UCLA at Nebraska (11/02/2024)
100.0	Ohio St. at Penn St. (11/02/2024)
100.0	Purdue vs Northwestern (11/02/2024)
100.0	Northwestern at Purdue (11/02/2024)
100.0	Penn St. vs Ohio St. (11/02/2024)
100.0	Minnesota at Illinois (11/02/2024)
100.0	Michigan vs Michigan St. (10/26/2024)
100.0	Wisconsin vs Penn St. (10/26/2024)
100.0	Minnesota vs Maryland (10/26/2024)
100.0	Maryland at Minnesota (10/26/2024)
100.0	Iowa vs Northwestern (10/26/2024)
100.0	Illinois at Oregon (10/26/2024)
100.0	Oregon vs Illinois (10/26/2024)
100.0	Indiana vs Washington (10/26/2024)
100.0	Nebraska at Ohio St. (10/26/2024)
100.0	Washington at Indiana (10/26/2024)
100.0	Rutgers at Southern California (10/25/2024)
100.0	Rutgers vs UCLA (10/19/2024)
100.0	UCLA vs Minnesota (10/12/2024)
100.0	Ohio St. at Oregon (10/12/2024)
100.0	Illinois vs Purdue (10/12/2024)
100.0	Purdue at Illinois (10/12/2024)
100.0	Penn St. at Southern California (10/12/2024)
100.0	Iowa vs Washington (10/12/2024)
100.0	Northwestern at Maryland (10/11/2024)
100.0	Minnesota vs Southern California (10/05/2024)
100.0	Michigan at Washington (10/05/2024)
100.0	Northwestern vs Indiana (10/05/2024)
100.0	Indiana at Northwestern (10/05/2024)
100.0	UCLA at Penn St. (10/05/2024)
100.0	Penn St. vs UCLA (10/05/2024)
100.0	Wisconsin vs Purdue (10/05/2024)
100.0	Purdue at Wisconsin (10/05/2024)
100.0	Oregon vs Michigan St. (10/04/2024)



**2024-25 Big Ten Football
Team Highs
In Conference games**

PAT KICKS ATTEMPTED	8	Indiana vs Nebraska (10/19/2024)
PAT KICKS MADE	8	Indiana vs Nebraska (10/19/2024)



2024-25 Big Ten Football
Team Highs
In Conference games

PAT KICKS PCT	
	100.0 Wisconsin vs Oregon (11/16/2024)
	100.0 Oregon at Wisconsin (11/16/2024)
	100.0 Maryland vs Rutgers (11/16/2024)
	100.0 Rutgers at Maryland (11/16/2024)
	100.0 Southern California vs Nebraska (11/16/2024)
	100.0 Nebraska at Southern California (11/16/2024)
	100.0 Purdue vs Penn St. (11/16/2024)
	100.0 Penn St. at Purdue (11/16/2024)
	100.0 Illinois vs Michigan St. (11/16/2024)
	100.0 Ohio St. at Northwestern (11/16/2024)
	100.0 Northwestern vs Ohio St. (11/16/2024)
	100.0 Washington vs UCLA (11/15/2024)
	100.0 UCLA at Washington (11/15/2024)
	100.0 Penn St. vs Washington (11/09/2024)
	100.0 Oregon vs Maryland (11/09/2024)
	100.0 Maryland at Oregon (11/09/2024)
	100.0 Indiana vs Michigan (11/09/2024)
	100.0 Ohio St. vs Purdue (11/09/2024)
	100.0 Rutgers vs Minnesota (11/09/2024)
	100.0 Iowa at UCLA (11/08/2024)
	100.0 UCLA vs Iowa (11/08/2024)
	100.0 Wisconsin at Iowa (11/02/2024)
	100.0 Iowa vs Wisconsin (11/02/2024)
	100.0 Washington vs Southern California (11/02/2024)
	100.0 Southern California at Washington (11/02/2024)
	100.0 Michigan vs Oregon (11/02/2024)
	100.0 Oregon at Michigan (11/02/2024)
	100.0 Indiana at Michigan St. (11/02/2024)
	100.0 Michigan St. vs Indiana (11/02/2024)
	100.0 UCLA at Nebraska (11/02/2024)
	100.0 Ohio St. at Penn St. (11/02/2024)
	100.0 Purdue vs Northwestern (11/02/2024)
	100.0 Northwestern at Purdue (11/02/2024)
	100.0 Penn St. vs Ohio St. (11/02/2024)
	100.0 Minnesota at Illinois (11/02/2024)
	100.0 Illinois vs Minnesota (11/02/2024)
	100.0 Michigan St. at Michigan (10/26/2024)
	100.0 Michigan vs Michigan St. (10/26/2024)
	100.0 Penn St. at Wisconsin (10/26/2024)
	100.0 Wisconsin vs Penn St. (10/26/2024)
	100.0 Minnesota vs Maryland (10/26/2024)
	100.0 Maryland at Minnesota (10/26/2024)
	100.0 Iowa vs Northwestern (10/26/2024)
	100.0 Northwestern at Iowa (10/26/2024)
	100.0 Oregon vs Illinois (10/26/2024)
	100.0 Indiana vs Washington (10/26/2024)
	100.0 Ohio St. vs Nebraska (10/26/2024)
	100.0 Washington at Indiana (10/26/2024)
	100.0 Southern California vs Rutgers (10/25/2024)
	100.0 Michigan St. vs Iowa (10/19/2024)
	100.0 Iowa at Michigan St. (10/19/2024)
	100.0 Southern California at Maryland (10/19/2024)
	100.0 Maryland vs Southern California (10/19/2024)
	100.0 Michigan at Illinois (10/19/2024)
	100.0 Illinois vs Michigan (10/19/2024)
	100.0 UCLA at Rutgers (10/19/2024)



**2024-25 Big Ten Football
Team Highs
In Conference games**

2 POINTS PATS MADE	2	Purdue at Illinois (10/12/2024)
PUNTS	9	Rutgers vs Wisconsin (10/12/2024)
LONGEST PUNT	74	Wisconsin at Southern California (09/28/2024)
YARDS PUNTED	377	Rutgers vs Wisconsin (10/12/2024)
PUNTING AVG	57.0	Iowa vs Washington (10/12/2024)
PUNT RETURNS	6	Illinois vs Michigan St. (11/16/2024)
PUNT RETURN YARDS	111	Iowa vs Northwestern (10/26/2024)
PUNT RETURN AVG	41.0	Minnesota at Michigan (09/28/2024)
LONGEST PUNT RETURN	85	Iowa vs Northwestern (10/26/2024)
KICK RETURN	6	Southern California at Washington (11/02/2024)
	6	Iowa at Michigan St. (10/19/2024)
	6	Nebraska at Indiana (10/19/2024)
KICK RETURN YARDS	161	Northwestern at Washington (09/21/2024)
KICK RETURN AVERAGE	46.0	Wisconsin at Southern California (09/28/2024)
LONGEST KICK RETURN	96	Northwestern at Washington (09/21/2024)



**2024-25 Big Ten Football
Team Highs
In Conference games**

KICK RETURN TDS	<ul style="list-style-type: none"> 0 Wisconsin vs Oregon (11/16/2024) 0 Oregon at Wisconsin (11/16/2024) 0 Maryland vs Rutgers (11/16/2024) 0 Rutgers at Maryland (11/16/2024) 0 Southern California vs Nebraska (11/16/2024) 0 Nebraska at Southern California (11/16/2024) 0 Purdue vs Penn St. (11/16/2024) 0 Penn St. at Purdue (11/16/2024) 0 Michigan St. at Illinois (11/16/2024) 0 Illinois vs Michigan St. (11/16/2024) 0 Ohio St. at Northwestern (11/16/2024) 0 Northwestern vs Ohio St. (11/16/2024) 0 Washington vs UCLA (11/15/2024) 0 UCLA at Washington (11/15/2024) 0 Washington at Penn St. (11/09/2024) 0 Penn St. vs Washington (11/09/2024) 0 Oregon vs Maryland (11/09/2024) 0 Maryland at Oregon (11/09/2024) 0 Indiana vs Michigan (11/09/2024) 0 Michigan at Indiana (11/09/2024) 0 Purdue at Ohio St. (11/09/2024) 0 Ohio St. vs Purdue (11/09/2024) 0 Rutgers vs Minnesota (11/09/2024) 0 Minnesota at Rutgers (11/09/2024) 0 Iowa at UCLA (11/08/2024) 0 UCLA vs Iowa (11/08/2024) 0 Wisconsin at Iowa (11/02/2024) 0 Iowa vs Wisconsin (11/02/2024) 0 Washington vs Southern California (11/02/2024) 0 Southern California at Washington (11/02/2024) 0 Michigan vs Oregon (11/02/2024) 0 Oregon at Michigan (11/02/2024) 0 Indiana at Michigan St. (11/02/2024) 0 Michigan St. vs Indiana (11/02/2024) 0 UCLA at Nebraska (11/02/2024) 0 Nebraska vs UCLA (11/02/2024) 0 Ohio St. at Penn St. (11/02/2024) 0 Purdue vs Northwestern (11/02/2024) 0 Northwestern at Purdue (11/02/2024) 0 Penn St. vs Ohio St. (11/02/2024) 0 Minnesota at Illinois (11/02/2024) 0 Illinois vs Minnesota (11/02/2024) 0 Michigan St. at Michigan (10/26/2024) 0 Michigan vs Michigan St. (10/26/2024) 0 Penn St. at Wisconsin (10/26/2024) 0 Wisconsin vs Penn St. (10/26/2024) 0 Minnesota vs Maryland (10/26/2024) 0 Maryland at Minnesota (10/26/2024) 0 Iowa vs Northwestern (10/26/2024) 0 Northwestern at Iowa (10/26/2024) 0 Illinois at Oregon (10/26/2024) 0 Oregon vs Illinois (10/26/2024) 0 Indiana vs Washington (10/26/2024) 0 Ohio St. vs Nebraska (10/26/2024) 0 Nebraska at Ohio St. (10/26/2024) 0 Washington at Indiana (10/26/2024)
------------------------	--



**2024-25 Big Ten Football
Team Highs
In Conference games**

INTERCEPTIONS	3	Washington vs Southern California (11/02/2024)
	3	Indiana vs Nebraska (10/19/2024)
	3	Minnesota at UCLA (10/12/2024)
	3	Southern California vs Penn St. (10/12/2024)
INTERCEPTION RETURN YARDS	96	UCLA vs Oregon (09/28/2024)
INTERCEPTION RETURN AVERAGE	96.0	UCLA vs Oregon (09/28/2024)
LONGEST INTERCEPTION RETURN	96	UCLA vs Oregon (09/28/2024)
INTERCEPTION RETURN TDS	1	Nebraska at Southern California (11/16/2024)
	1	UCLA at Nebraska (11/02/2024)
	1	Penn St. vs Ohio St. (11/02/2024)
	1	Penn St. at Wisconsin (10/26/2024)
	1	Minnesota vs Maryland (10/26/2024)
	1	Northwestern at Iowa (10/26/2024)
	1	Indiana vs Washington (10/26/2024)
	1	UCLA vs Oregon (09/28/2024)
	1	Southern California vs Wisconsin (09/28/2024)
	1	Nebraska at Purdue (09/28/2024)
	1	Michigan vs Southern California (09/21/2024)
FUMBLES LOST	3	Maryland vs Northwestern (10/11/2024)
FUMBLES RECOVERED	3	Northwestern at Maryland (10/11/2024)
SACKED BY OPP	7	Michigan St. vs Indiana (11/02/2024)
	7	Illinois at Penn St. (09/28/2024)
QB SACKS	6	UCLA at Washington (11/15/2024)
	6	Purdue vs Oregon (10/18/2024)
	6	Illinois at Nebraska (09/20/2024)
TURNOVERS COMMITTED	5	Nebraska at Indiana (10/19/2024)
TURNOVERS CAUSED	5	Indiana vs Nebraska (10/19/2024)
KICKS BLOCKED	2	Michigan St. vs Indiana (11/02/2024)
	2	Nebraska vs Rutgers (10/05/2024)
	2	Nebraska at Purdue (09/28/2024)
FIRST DOWNS	15	Southern California vs Rutgers (10/25/2024)
1ST DOWN RUSHING	18	Iowa vs Wisconsin (11/02/2024)
1ST DOWN PASSING	21	Penn St. at Southern California (10/12/2024)
1ST DOWN BY PENALTY	8	Nebraska at Purdue (09/28/2024)
PENALTIES	14	Indiana at UCLA (09/14/2024)
PENALTIES YARDS	165	Purdue vs Nebraska (09/28/2024)



**2024-25 Big Ten Football
Opponent Highs
In Conference games**

POINTS	56	Nebraska at Indiana (10/19/2024)
POINTS SCORED KICKING	20	Iowa at Michigan St. (10/19/2024)
TOUCHDOWNS	8	Nebraska at Indiana (10/19/2024)
TOTAL OFFENSE YARDS	589	Purdue at Wisconsin (10/05/2024)
TOTAL OFFENSE PLAYS	89	Southern California vs Rutgers (10/25/2024)
TOTAL OFFENSE YARDS/PLAY	9.2	Illinois vs Purdue (10/12/2024)
RUSHING YARDS	329	Wisconsin at Iowa (11/02/2024)
RUSHING ATTEMPTS	54	Wisconsin at Iowa (11/02/2024)
YARDS PER RUSH	7.9	Penn St. at Southern California (10/12/2024)
RUSHING TDS	5	Wisconsin at Iowa (11/02/2024)
	5	Nebraska at Indiana (10/19/2024)
	5	Rutgers vs Wisconsin (10/12/2024)
LONGEST RUSH	78	Washington at Penn St. (11/09/2024)
PASSING YARDS	400	Southern California vs Penn St. (10/12/2024)
PASSING ATTEMPTS	57	Rutgers at Maryland (11/16/2024)
PASSING TDS	4	Purdue vs Penn St. (11/16/2024)
	4	Michigan St. vs Indiana (11/02/2024)
	4	Maryland at Minnesota (10/26/2024)
	4	Rutgers vs UCLA (10/19/2024)
	4	Iowa at Ohio St. (10/05/2024)
	4	Nebraska vs Illinois (09/20/2024)
	4	UCLA vs Indiana (09/14/2024)
LONGEST PASS	77	Maryland vs Michigan St. (09/07/2024)
PASSES COMPLETED	39	Southern California at Maryland (10/19/2024)
HAD INTERCEPTED	3	Washington vs Southern California (11/02/2024)
	3	Indiana vs Nebraska (10/19/2024)
	3	Minnesota at UCLA (10/12/2024)
	3	Southern California vs Penn St. (10/12/2024)
PASS COMPLETION PCT	84.2	Rutgers vs UCLA (10/19/2024)
PASSING YARDS/ATTEMPT	13.8	Nebraska at Ohio St. (10/26/2024)
YARDS PER CATCH	20.6	UCLA vs Iowa (11/08/2024)
FIELD GOAL ATTEMPTS	7	Iowa at Michigan St. (10/19/2024)
FIELD GOALS MADE	6	Iowa at Michigan St. (10/19/2024)
LONGEST FIELD GOAL	57	Iowa at UCLA (11/08/2024)



**2024-25 Big Ten Football
Opponent Highs
In Conference games**

FIELD GOAL PCT	
100.0	Oregon at Wisconsin (11/16/2024)
100.0	Wisconsin vs Oregon (11/16/2024)
100.0	Maryland vs Rutgers (11/16/2024)
100.0	Southern California vs Nebraska (11/16/2024)
100.0	Illinois vs Michigan St. (11/16/2024)
100.0	Michigan St. at Illinois (11/16/2024)
100.0	Northwestern vs Ohio St. (11/16/2024)
100.0	UCLA at Washington (11/15/2024)
100.0	Maryland at Oregon (11/09/2024)
100.0	Oregon vs Maryland (11/09/2024)
100.0	Michigan at Indiana (11/09/2024)
100.0	Indiana vs Michigan (11/09/2024)
100.0	Purdue at Ohio St. (11/09/2024)
100.0	Minnesota at Rutgers (11/09/2024)
100.0	Rutgers vs Minnesota (11/09/2024)
100.0	UCLA vs Iowa (11/08/2024)
100.0	Iowa vs Wisconsin (11/02/2024)
100.0	Southern California at Washington (11/02/2024)
100.0	Oregon at Michigan (11/02/2024)
100.0	Michigan vs Oregon (11/02/2024)
100.0	Michigan St. vs Indiana (11/02/2024)
100.0	Indiana at Michigan St. (11/02/2024)
100.0	Nebraska vs UCLA (11/02/2024)
100.0	Penn St. vs Ohio St. (11/02/2024)
100.0	Northwestern at Purdue (11/02/2024)
100.0	Purdue vs Northwestern (11/02/2024)
100.0	Ohio St. at Penn St. (11/02/2024)
100.0	Illinois vs Minnesota (11/02/2024)
100.0	Michigan St. at Michigan (10/26/2024)
100.0	Penn St. at Wisconsin (10/26/2024)
100.0	Maryland at Minnesota (10/26/2024)
100.0	Minnesota vs Maryland (10/26/2024)
100.0	Northwestern at Iowa (10/26/2024)
100.0	Oregon vs Illinois (10/26/2024)
100.0	Illinois at Oregon (10/26/2024)
100.0	Washington at Indiana (10/26/2024)
100.0	Ohio St. vs Nebraska (10/26/2024)
100.0	Indiana vs Washington (10/26/2024)
100.0	Southern California vs Rutgers (10/25/2024)
100.0	UCLA at Rutgers (10/19/2024)
100.0	Minnesota at UCLA (10/12/2024)
100.0	Oregon vs Ohio St. (10/12/2024)
100.0	Purdue at Illinois (10/12/2024)
100.0	Illinois vs Purdue (10/12/2024)
100.0	Southern California vs Penn St. (10/12/2024)
100.0	Washington at Iowa (10/12/2024)
100.0	Maryland vs Northwestern (10/11/2024)
100.0	Southern California at Minnesota (10/05/2024)
100.0	Washington vs Michigan (10/05/2024)
100.0	Indiana at Northwestern (10/05/2024)
100.0	Northwestern vs Indiana (10/05/2024)
100.0	Penn St. vs UCLA (10/05/2024)
100.0	UCLA at Penn St. (10/05/2024)
100.0	Purdue at Wisconsin (10/05/2024)
100.0	Wisconsin vs Purdue (10/05/2024)
100.0	Michigan St. at Oregon (10/04/2024)



**2024-25 Big Ten Football
Opponent Highs
In Conference games**

Page 3/7
as of Nov 21, 2024

PAT KICKS ATTEMPTED	8	Nebraska at Indiana (10/19/2024)
PAT KICKS MADE	8	Nebraska at Indiana (10/19/2024)



**2024-25 Big Ten Football
Opponent Highs
In Conference games**

PAT KICKS PCT	
100.0	Oregon at Wisconsin (11/16/2024)
100.0	Wisconsin vs Oregon (11/16/2024)
100.0	Rutgers at Maryland (11/16/2024)
100.0	Maryland vs Rutgers (11/16/2024)
100.0	Nebraska at Southern California (11/16/2024)
100.0	Southern California vs Nebraska (11/16/2024)
100.0	Penn St. at Purdue (11/16/2024)
100.0	Purdue vs Penn St. (11/16/2024)
100.0	Michigan St. at Illinois (11/16/2024)
100.0	Northwestern vs Ohio St. (11/16/2024)
100.0	Ohio St. at Northwestern (11/16/2024)
100.0	UCLA at Washington (11/15/2024)
100.0	Washington vs UCLA (11/15/2024)
100.0	Washington at Penn St. (11/09/2024)
100.0	Maryland at Oregon (11/09/2024)
100.0	Oregon vs Maryland (11/09/2024)
100.0	Michigan at Indiana (11/09/2024)
100.0	Purdue at Ohio St. (11/09/2024)
100.0	Minnesota at Rutgers (11/09/2024)
100.0	UCLA vs Iowa (11/08/2024)
100.0	Iowa at UCLA (11/08/2024)
100.0	Iowa vs Wisconsin (11/02/2024)
100.0	Wisconsin at Iowa (11/02/2024)
100.0	Southern California at Washington (11/02/2024)
100.0	Washington vs Southern California (11/02/2024)
100.0	Oregon at Michigan (11/02/2024)
100.0	Michigan vs Oregon (11/02/2024)
100.0	Michigan St. vs Indiana (11/02/2024)
100.0	Indiana at Michigan St. (11/02/2024)
100.0	Nebraska vs UCLA (11/02/2024)
100.0	Penn St. vs Ohio St. (11/02/2024)
100.0	Northwestern at Purdue (11/02/2024)
100.0	Purdue vs Northwestern (11/02/2024)
100.0	Ohio St. at Penn St. (11/02/2024)
100.0	Illinois vs Minnesota (11/02/2024)
100.0	Minnesota at Illinois (11/02/2024)
100.0	Michigan vs Michigan St. (10/26/2024)
100.0	Michigan St. at Michigan (10/26/2024)
100.0	Wisconsin vs Penn St. (10/26/2024)
100.0	Penn St. at Wisconsin (10/26/2024)
100.0	Maryland at Minnesota (10/26/2024)
100.0	Minnesota vs Maryland (10/26/2024)
100.0	Northwestern at Iowa (10/26/2024)
100.0	Iowa vs Northwestern (10/26/2024)
100.0	Illinois at Oregon (10/26/2024)
100.0	Washington at Indiana (10/26/2024)
100.0	Nebraska at Ohio St. (10/26/2024)
100.0	Indiana vs Washington (10/26/2024)
100.0	Rutgers at Southern California (10/25/2024)
100.0	Iowa at Michigan St. (10/19/2024)
100.0	Michigan St. vs Iowa (10/19/2024)
100.0	Maryland vs Southern California (10/19/2024)
100.0	Southern California at Maryland (10/19/2024)
100.0	Illinois vs Michigan (10/19/2024)
100.0	Michigan at Illinois (10/19/2024)
100.0	Rutgers vs UCLA (10/19/2024)



**2024-25 Big Ten Football
Opponent Highs
In Conference games**

2 POINTS PATS MADE	2	Illinois vs Purdue (10/12/2024)
PUNTS	9	Wisconsin at Rutgers (10/12/2024)
LONGEST PUNT	74	Southern California vs Wisconsin (09/28/2024)
YARDS PUNTED	377	Wisconsin at Rutgers (10/12/2024)
PUNTING AVG	57.0	Washington at Iowa (10/12/2024)
PUNT RETURNS	6	Michigan St. at Illinois (11/16/2024)
PUNT RETURN YARDS	111	Northwestern at Iowa (10/26/2024)
PUNT RETURN AVG	41.0	Michigan vs Minnesota (09/28/2024)
LONGEST PUNT RETURN	85	Northwestern at Iowa (10/26/2024)
KICK RETURN	6	Washington vs Southern California (11/02/2024)
	6	Michigan St. vs Iowa (10/19/2024)
	6	Indiana vs Nebraska (10/19/2024)
KICK RETURN YARDS	161	Washington vs Northwestern (09/21/2024)
KICK RETURN AVERAGE	46.0	Southern California vs Wisconsin (09/28/2024)
LONGEST KICK RETURN	96	Washington vs Northwestern (09/21/2024)



2024-25 Big Ten Football
Opponent Highs
In Conference games

KICK RETURN TDS	
	0 Oregon at Wisconsin (11/16/2024)
	0 Wisconsin vs Oregon (11/16/2024)
	0 Rutgers at Maryland (11/16/2024)
	0 Maryland vs Rutgers (11/16/2024)
	0 Nebraska at Southern California (11/16/2024)
	0 Southern California vs Nebraska (11/16/2024)
	0 Penn St. at Purdue (11/16/2024)
	0 Purdue vs Penn St. (11/16/2024)
	0 Illinois vs Michigan St. (11/16/2024)
	0 Michigan St. at Illinois (11/16/2024)
	0 Northwestern vs Ohio St. (11/16/2024)
	0 Ohio St. at Northwestern (11/16/2024)
	0 UCLA at Washington (11/15/2024)
	0 Washington vs UCLA (11/15/2024)
	0 Penn St. vs Washington (11/09/2024)
	0 Washington at Penn St. (11/09/2024)
	0 Maryland at Oregon (11/09/2024)
	0 Oregon vs Maryland (11/09/2024)
	0 Michigan at Indiana (11/09/2024)
	0 Indiana vs Michigan (11/09/2024)
	0 Ohio St. vs Purdue (11/09/2024)
	0 Purdue at Ohio St. (11/09/2024)
	0 Minnesota at Rutgers (11/09/2024)
	0 Rutgers vs Minnesota (11/09/2024)
	0 UCLA vs Iowa (11/08/2024)
	0 Iowa at UCLA (11/08/2024)
	0 Iowa vs Wisconsin (11/02/2024)
	0 Wisconsin at Iowa (11/02/2024)
	0 Southern California at Washington (11/02/2024)
	0 Washington vs Southern California (11/02/2024)
	0 Oregon at Michigan (11/02/2024)
	0 Michigan vs Oregon (11/02/2024)
	0 Michigan St. vs Indiana (11/02/2024)
	0 Indiana at Michigan St. (11/02/2024)
	0 Nebraska vs UCLA (11/02/2024)
	0 UCLA at Nebraska (11/02/2024)
	0 Penn St. vs Ohio St. (11/02/2024)
	0 Northwestern at Purdue (11/02/2024)
	0 Purdue vs Northwestern (11/02/2024)
	0 Ohio St. at Penn St. (11/02/2024)
	0 Illinois vs Minnesota (11/02/2024)
	0 Minnesota at Illinois (11/02/2024)
	0 Michigan vs Michigan St. (10/26/2024)
	0 Michigan St. at Michigan (10/26/2024)
	0 Wisconsin vs Penn St. (10/26/2024)
	0 Penn St. at Wisconsin (10/26/2024)
	0 Maryland at Minnesota (10/26/2024)
	0 Minnesota vs Maryland (10/26/2024)
	0 Northwestern at Iowa (10/26/2024)
	0 Iowa vs Northwestern (10/26/2024)
	0 Oregon vs Illinois (10/26/2024)
	0 Illinois at Oregon (10/26/2024)
	0 Washington at Indiana (10/26/2024)
	0 Nebraska at Ohio St. (10/26/2024)
	0 Ohio St. vs Nebraska (10/26/2024)
	0 Indiana vs Washington (10/26/2024)



**2024-25 Big Ten Football
Opponent Highs
In Conference games**

INTERCEPTIONS	3	Southern California at Washington (11/02/2024)
	3	Nebraska at Indiana (10/19/2024)
	3	UCLA vs Minnesota (10/12/2024)
	3	Penn St. at Southern California (10/12/2024)
INTERCEPTION RETURN YARDS	96	Oregon at UCLA (09/28/2024)
INTERCEPTION RETURN AVERAGE	96.0	Oregon at UCLA (09/28/2024)
LONGEST INTERCEPTION RETURN	96	Oregon at UCLA (09/28/2024)
INTERCEPTION RETURN TDS	1	Southern California vs Nebraska (11/16/2024)
	1	Nebraska vs UCLA (11/02/2024)
	1	Ohio St. at Penn St. (11/02/2024)
	1	Wisconsin vs Penn St. (10/26/2024)
	1	Maryland at Minnesota (10/26/2024)
	1	Iowa vs Northwestern (10/26/2024)
	1	Washington at Indiana (10/26/2024)
	1	Oregon at UCLA (09/28/2024)
	1	Wisconsin at Southern California (09/28/2024)
	1	Purdue vs Nebraska (09/28/2024)
	1	Southern California at Michigan (09/21/2024)
FUMBLES LOST	3	Northwestern at Maryland (10/11/2024)
FUMBLES RECOVERED	3	Maryland vs Northwestern (10/11/2024)
SACKED BY OPP	7	Michigan St. vs Indiana (11/02/2024)
	7	Illinois at Penn St. (09/28/2024)
QB SACKS	6	Washington vs UCLA (11/15/2024)
	6	Oregon at Purdue (10/18/2024)
	6	Nebraska vs Illinois (09/20/2024)
TURNOVERS COMMITTED	5	Indiana vs Nebraska (10/19/2024)
TURNOVERS CAUSED	5	Indiana vs Nebraska (10/19/2024)
KICKS BLOCKED	2	Indiana at Michigan St. (11/02/2024)
	2	Rutgers at Nebraska (10/05/2024)
	2	Purdue vs Nebraska (09/28/2024)
FIRST DOWNS	15	Rutgers at Southern California (10/25/2024)
1ST DOWN RUSHING	18	Wisconsin at Iowa (11/02/2024)
1ST DOWN PASSING	21	Southern California vs Penn St. (10/12/2024)
1ST DOWN BY PENALTY	8	Purdue vs Nebraska (09/28/2024)
PENALTIES	14	UCLA vs Indiana (09/14/2024)
PENALTIES YARDS	165	Nebraska at Purdue (09/28/2024)



**2024-25 Big Ten Football
Team Lows
In Conference games**

TOTAL OFFENSE YARDS	112	Northwestern at Washington (09/21/2024)
TOTAL OFFENSE YARDS/PLAY	2.1	Northwestern at Washington (09/21/2024)
RUSHING YARDS	-36	Michigan St. vs Indiana (11/02/2024)
RUSHING ATTEMPTS	19	Minnesota at Rutgers (11/09/2024)
YARDS PER RUSH	-1.1	Michigan St. vs Indiana (11/02/2024)
LONGEST RUSH	8	Michigan at Indiana (11/09/2024)
PASSING ATTEMPTS	10	Iowa vs Wisconsin (11/02/2024)
PASSING YARDS	32	Michigan vs Southern California (09/21/2024)
YARDS PER COMPLETION	4.6	Michigan vs Southern California (09/21/2024)
PASSES COMPLETED	7	Iowa vs Wisconsin (11/02/2024)
	7	Michigan vs Southern California (09/21/2024)
PASS COMPLETION PCT	29.6	Northwestern at Washington (09/21/2024)
LONGEST PASS	10	Michigan vs Southern California (09/21/2024)
FIRST DOWNS	0	Michigan at Washington (10/05/2024)
1ST DOWN RUSHING	1	Purdue vs Northwestern (11/02/2024)
1ST DOWN PASSING	0	Michigan vs Southern California (09/21/2024)
1ST DOWN BY PENALTY	0	Oregon at Wisconsin (11/16/2024)
	0	Penn St. at Purdue (11/16/2024)
	0	Michigan St. at Illinois (11/16/2024)
	0	Ohio St. at Northwestern (11/16/2024)
	0	Ohio St. vs Purdue (11/09/2024)
	0	Michigan vs Oregon (11/02/2024)
	0	Michigan St. at Michigan (10/26/2024)
	0	Wisconsin vs Penn St. (10/26/2024)
	0	Oregon vs Illinois (10/26/2024)
	0	Washington at Indiana (10/26/2024)
	0	Northwestern vs Wisconsin (10/19/2024)
	0	Purdue vs Oregon (10/18/2024)
	0	Ohio St. at Oregon (10/12/2024)
	0	Illinois vs Purdue (10/12/2024)
	0	Southern California vs Penn St. (10/12/2024)
	0	Rutgers vs Wisconsin (10/12/2024)
	0	Northwestern at Maryland (10/11/2024)
	0	Iowa at Ohio St. (10/05/2024)
	0	Ohio St. vs Iowa (10/05/2024)
	0	Nebraska vs Rutgers (10/05/2024)
	0	Indiana at Northwestern (10/05/2024)
	0	UCLA at Penn St. (10/05/2024)
	0	Michigan St. vs Ohio St. (09/28/2024)
	0	Purdue vs Nebraska (09/28/2024)
	0	Minnesota vs Iowa (09/21/2024)
	0	Southern California at Michigan (09/21/2024)
	0	Michigan vs Southern California (09/21/2024)
	0	Nebraska vs Illinois (09/20/2024)
PENALTIES	0	Purdue at Ohio St. (11/09/2024)
	0	Michigan vs Michigan St. (10/26/2024)
PENALTIES YARDS	0	Purdue at Ohio St. (11/09/2024)
	0	Michigan vs Michigan St. (10/26/2024)



**2024-25 Big Ten Football
Opponent Lows
In Conference games**

TOTAL OFFENSE YARDS	112	Washington vs Northwestern (09/21/2024)
TOTAL OFFENSE YARDS/PLAY	2.1	Washington vs Northwestern (09/21/2024)
RUSHING YARDS	-36	Indiana at Michigan St. (11/02/2024)
RUSHING ATTEMPTS	19	Rutgers vs Minnesota (11/09/2024)
YARDS PER RUSH	-1.1	Indiana at Michigan St. (11/02/2024)
LONGEST RUSH	8	Indiana vs Michigan (11/09/2024)
PASSING ATTEMPTS	10	Wisconsin at Iowa (11/02/2024)
PASSING YARDS	32	Southern California at Michigan (09/21/2024)
YARDS PER COMPLETION	4.6	Southern California at Michigan (09/21/2024)
PASSES COMPLETED	7	Wisconsin at Iowa (11/02/2024)
	7	Southern California at Michigan (09/21/2024)
PASS COMPLETION PCT	29.6	Washington vs Northwestern (09/21/2024)
LONGEST PASS	10	Southern California at Michigan (09/21/2024)
FIRST DOWNS	0	Washington vs Michigan (10/05/2024)
1ST DOWN RUSHING	1	Northwestern at Purdue (11/02/2024)
1ST DOWN PASSING	0	Southern California at Michigan (09/21/2024)
1ST DOWN BY PENALTY	0	Wisconsin vs Oregon (11/16/2024)
	0	Purdue vs Penn St. (11/16/2024)
	0	Illinois vs Michigan St. (11/16/2024)
	0	Northwestern vs Ohio St. (11/16/2024)
	0	Purdue at Ohio St. (11/09/2024)
	0	Oregon at Michigan (11/02/2024)
	0	Michigan vs Michigan St. (10/26/2024)
	0	Penn St. at Wisconsin (10/26/2024)
	0	Illinois at Oregon (10/26/2024)
	0	Indiana vs Washington (10/26/2024)
	0	Wisconsin at Northwestern (10/19/2024)
	0	Oregon at Purdue (10/18/2024)
	0	Oregon vs Ohio St. (10/12/2024)
	0	Purdue at Illinois (10/12/2024)
	0	Penn St. at Southern California (10/12/2024)
	0	Wisconsin at Rutgers (10/12/2024)
	0	Maryland vs Northwestern (10/11/2024)
	0	Ohio St. vs Iowa (10/05/2024)
	0	Iowa at Ohio St. (10/05/2024)
	0	Rutgers at Nebraska (10/05/2024)
	0	Northwestern vs Indiana (10/05/2024)
	0	Penn St. vs UCLA (10/05/2024)
	0	Ohio St. at Michigan St. (09/28/2024)
	0	Nebraska at Purdue (09/28/2024)
	0	Iowa at Minnesota (09/21/2024)
	0	Michigan vs Southern California (09/21/2024)
	0	Southern California at Michigan (09/21/2024)
	0	Illinois at Nebraska (09/20/2024)
PENALTIES	0	Ohio St. vs Purdue (11/09/2024)
	0	Michigan St. at Michigan (10/26/2024)
PENALTIES YARDS	0	Ohio St. vs Purdue (11/09/2024)
	0	Michigan St. at Michigan (10/26/2024)



**2024-25 Big Ten Football
Conference Individual Game Highs
In Conference games**

INDIVIDUAL PLAYER GAME HIGHS

Points scored	
20	Jonathan Kim (Michigan St.) vs Iowa (10/19/2024)
18	Josh McCray (Illinois) vs Michigan St. (11/16/2024)
18	Kaleb Johnson (Iowa) vs Wisconsin (11/02/2024)
18	Kaleb Johnson (Iowa) vs Northwestern (10/26/2024)
18	Woody Marks (Southern California) vs Rutgers (10/25/2024)
18	Kyle Monangai (Rutgers) vs UCLA (10/19/2024)
18	Josh McCray (Illinois) vs Purdue (10/12/2024)
18	Tawee Walker (Wisconsin) at Rutgers (10/12/2024)
18	Kaleb Johnson (Iowa) vs Washington (10/12/2024)
18	Max Brosmer (Minnesota) vs Southern California (10/05/2024)
18	Emeka Egbuka (Ohio St.) vs Iowa (10/05/2024)
18	Tawee Walker (Wisconsin) vs Purdue (10/05/2024)
18	Kaleb Johnson (Iowa) at Minnesota (09/21/2024)
Touchdowns	
3	Josh McCray (Illinois) vs Michigan St. (11/16/2024)
3	Kaleb Johnson (Iowa) vs Wisconsin (11/02/2024)
3	Kaleb Johnson (Iowa) vs Northwestern (10/26/2024)
3	Woody Marks (Southern California) vs Rutgers (10/25/2024)
3	Kyle Monangai (Rutgers) vs UCLA (10/19/2024)
3	Josh McCray (Illinois) vs Purdue (10/12/2024)
3	Tawee Walker (Wisconsin) at Rutgers (10/12/2024)
3	Kaleb Johnson (Iowa) vs Washington (10/12/2024)
3	Max Brosmer (Minnesota) vs Southern California (10/05/2024)
3	Emeka Egbuka (Ohio St.) vs Iowa (10/05/2024)
3	Tawee Walker (Wisconsin) vs Purdue (10/05/2024)
3	Kaleb Johnson (Iowa) at Minnesota (09/21/2024)
TD responsibility	
5	Ethan Garbers (UCLA) at Rutgers (10/19/2024) [1r,4p]
5	Will Howard (Ohio St.) vs Iowa (10/05/2024) [1r,4p]
Points scored kicking	
20	Jonathan Kim (Michigan St.) vs Iowa (10/19/2024) [6fg,2pat]
Total offense yards	
439	Luke Altmeyer (Illinois) vs Purdue (10/12/2024) [60r,379p]
431	Ethan Garbers (UCLA) at Rutgers (10/19/2024) [48r,383p]
Total offense plays	
65	Billy Edwards Jr. (Maryland) vs Northwestern (10/11/2024) [14r,51p]
62	Billy Edwards Jr. (Maryland) vs Rutgers (11/16/2024) [7r,55p]
Total offense yards/play	
36	Jordan Burch (Oregon) vs Maryland (11/09/2024) [36-1]
36	Tanner Arkin (Illinois) vs Michigan (10/19/2024) [36-1]
Rushing yards	
206	Kaleb Johnson (Iowa) at Minnesota (09/21/2024)
198	Tawee Walker (Wisconsin) at Rutgers (10/12/2024)
Rushing attempts	
29	Justice Ellison (Indiana) vs Washington (10/26/2024)
25	Jordan James (Oregon) at Wisconsin (11/16/2024)
25	Kyle Monangai (Rutgers) at Maryland (11/16/2024)
25	Darius Taylor (Minnesota) vs Southern California (10/05/2024)
25	Kyle Monangai (Rutgers) vs Washington (09/27/2024)
Yards per rush	
36	Jordan Burch (Oregon) vs Maryland (11/09/2024) [36-1]
36	Tanner Arkin (Illinois) vs Michigan (10/19/2024) [36-1]



**2024-25 Big Ten Football
Conference Individual Game Highs
In Conference games**

Rushing TDs	
3	Josh McCray (Illinois) vs Michigan St. (11/16/2024)
3	Kaleb Johnson (Iowa) vs Wisconsin (11/02/2024)
3	Kaleb Johnson (Iowa) vs Northwestern (10/26/2024)
3	Woody Marks (Southern California) vs Rutgers (10/25/2024)
3	Kyle Monangai (Rutgers) vs UCLA (10/19/2024)
3	Tawee Walker (Wisconsin) at Rutgers (10/12/2024)
3	Max Brosmer (Minnesota) vs Southern California (10/05/2024)
3	Tawee Walker (Wisconsin) vs Purdue (10/05/2024)
3	Kaleb Johnson (Iowa) at Minnesota (09/21/2024)
Longest rush	
78	Corey Smith (Penn St.) vs Washington (11/09/2024)
75	Kaleb Johnson (Iowa) at Michigan St. (10/19/2024)
75	Quinten Joyner (Southern California) vs Penn St. (10/12/2024)
75	Roman Hemby (Maryland) at Indiana (09/28/2024)
Passing yards	
391	Drew Allar (Penn St.) at Southern California (10/12/2024)
383	Ethan Garbers (UCLA) at Rutgers (10/19/2024)
Passing attempts	
55	Billy Edwards Jr. (Maryland) vs Rutgers (11/16/2024)
51	Billy Edwards Jr. (Maryland) vs Northwestern (10/11/2024)
51	Miller Moss (Southern California) at Michigan (09/21/2024)
Passing TDs	
4	Kurtis Rourke (Indiana) at Michigan St. (11/02/2024)
4	Max Brosmer (Minnesota) vs Maryland (10/26/2024)
4	Ethan Garbers (UCLA) at Rutgers (10/19/2024)
4	Will Howard (Ohio St.) vs Iowa (10/05/2024)
4	Luke Altmyer (Illinois) at Nebraska (09/20/2024)
4	Kurtis Rourke (Indiana) at UCLA (09/14/2024)
Longest pass	
77	Aidan Chiles (Michigan St.) at Maryland (09/07/2024)
70	Miller Moss (Southern California) vs Rutgers (10/25/2024)
Passes completed	
39	Billy Edwards Jr. (Maryland) vs Southern California (10/19/2024)
34	Miller Moss (Southern California) at Maryland (10/19/2024)
Had intercepted	
3	Miller Moss (Southern California) at Washington (11/02/2024)
3	Dylan Raiola (Nebraska) at Indiana (10/19/2024)
3	Ethan Garbers (UCLA) vs Minnesota (10/12/2024)
3	Drew Allar (Penn St.) at Southern California (10/12/2024)
Pass completion pct	
100	Ryan Browne (Purdue) vs Northwestern (11/02/2024) [3-3]
100	Shamar Rigby (Purdue) vs Northwestern (11/02/2024) [1-1]
100	Beau Pribula (Penn St.) vs Ohio St. (11/02/2024) [1-1]
100	Donovan Edwards (Michigan) vs Michigan St. (10/26/2024) [1-1]
100	Austin Novosad (Oregon) vs Illinois (10/26/2024) [2-2]
100	Tyler Warren (Penn St.) at Southern California (10/12/2024) [1-1]
100	Demond Williams Jr. (Washington) vs Michigan (10/05/2024) [2-2]
100	Brendan Sullivan (Iowa) at Ohio St. (10/05/2024) [1-1]
100	Brian Buschini (Nebraska) vs Rutgers (10/05/2024) [1-1]
100	Ryan Browne (Purdue) at Wisconsin (10/05/2024) [1-1]
100	Mabrey Mettauer (Wisconsin) vs Purdue (10/05/2024) [1-1]
100	Tommy Schuster (Michigan St.) at Oregon (10/04/2024) [5-5]
100	Dante Moore (Oregon) vs Michigan St. (10/04/2024) [1-1]
100	Demond Williams Jr. (Washington) at Rutgers (09/27/2024) [1-1]



**2024-25 Big Ten Football
Conference Individual Game Highs
In Conference games**

100	Demond Williams Jr. (Washington) vs Northwestern (09/21/2024) [2-2]
100	Justyn Martin (UCLA) vs Indiana (09/14/2024) [1-1]
Pass yards/attempt	
30	Brian Buschini (Nebraska) vs Rutgers (10/05/2024) [30-1]
23	Donovan Edwards (Michigan) vs Michigan St. (10/26/2024) [23-1]
Pass yards/catch	
30	Brian Buschini (Nebraska) vs Rutgers (10/05/2024) [30-1]
Receiving yards	
224	Tyler Warren (Penn St.) at Southern California (10/12/2024)
194	Nick Marsh (Michigan St.) at Maryland (09/07/2024)
Receptions	
17	Tyler Warren (Penn St.) at Southern California (10/12/2024)
11	Dymere Miller (Rutgers) at Southern California (10/25/2024)
11	Tez Johnson (Oregon) at UCLA (09/28/2024)
11	Tai Felton (Maryland) vs Michigan St. (09/07/2024)
Yards per catch	
136	Tyler Warren (Penn St.) at Southern California (10/12/2024) [17-224]
101	Makai Lemon (Southern California) vs Rutgers (10/25/2024) [4-134]
Receiving TDs	
3	Emeka Egbuka (Ohio St.) vs Iowa (10/05/2024)
2	Carnell Tate (Ohio St.) at Northwestern (11/16/2024)
2	Dymere Miller (Rutgers) vs Minnesota (11/09/2024)
2	Elijah Sarratt (Indiana) at Michigan St. (11/02/2024)
2	Colston Loveland (Michigan) vs Michigan St. (10/26/2024)
2	Daniel Jackson (Minnesota) vs Maryland (10/26/2024)
2	Elijah Spencer (Minnesota) vs Maryland (10/26/2024)
2	A.J. Henning (Northwestern) vs Indiana (10/05/2024)
2	Trech Kekahuna (Wisconsin) vs Purdue (10/05/2024)
2	Tez Johnson (Oregon) at UCLA (09/28/2024)
2	Ja'Kobi Lane (Southern California) vs Wisconsin (09/28/2024)
2	Denzel Boston (Washington) at Rutgers (09/27/2024)
2	Denzel Boston (Washington) vs Northwestern (09/21/2024)
2	Pat Bryant (Illinois) at Nebraska (09/20/2024)
2	Isaiah Neyor (Nebraska) vs Illinois (09/20/2024)
2	Ke'Shawn Williams (Indiana) at UCLA (09/14/2024)
Longest reception	
77	Nick Marsh (Michigan St.) at Maryland (09/07/2024)
70	Makai Lemon (Southern California) vs Rutgers (10/25/2024)
Field goal attempts	
7	Jonathan Kim (Michigan St.) vs Iowa (10/19/2024)
4	Dragan Kesich (Minnesota) at Illinois (11/02/2024)
4	Ryan Barker (Penn St.) at Southern California (10/12/2024)
4	Michael Lantz (Southern California) vs Penn St. (10/12/2024)
4	Drew Stevens (Iowa) vs Washington (10/12/2024)
4	Grady Gross (Washington) vs Michigan (10/05/2024)
4	Grady Gross (Washington) at Rutgers (09/27/2024)
Field goals made	
6	Jonathan Kim (Michigan St.) vs Iowa (10/19/2024)
4	Dragan Kesich (Minnesota) at Illinois (11/02/2024)
4	Ryan Barker (Penn St.) at Southern California (10/12/2024)
4	Drew Stevens (Iowa) vs Washington (10/12/2024)
Longest field goal	
57	Mateen Bhaghani (UCLA) vs Iowa (11/08/2024)
56	Dominic Zvada (Michigan) at Indiana (11/09/2024)
Field goal pct	



2024-25 Big Ten Football
Conference Individual Game Highs
In Conference games

100 Nathaniel Vakos (Wisconsin) vs Oregon (11/16/2024) [2-2]
100 Atticus Sappington (Oregon) at Wisconsin (11/16/2024) [3-3]
100 Jai Patel (Rutgers) at Maryland (11/16/2024) [1-1]
100 John Hohl (Nebraska) at Southern California (11/16/2024) [2-2]
100 Jonathan Kim (Michigan St.) at Illinois (11/16/2024) [1-1]
100 David Olano (Illinois) vs Michigan St. (11/16/2024) [1-1]
100 Jayden Fielding (Ohio St.) at Northwestern (11/16/2024) [1-1]
100 Grady Gross (Washington) vs UCLA (11/15/2024) [1-1]
100 Atticus Sappington (Oregon) vs Maryland (11/09/2024) [1-1]
100 Jack Howes (Maryland) at Oregon (11/09/2024) [1-1]
100 Nicolas Radacic (Indiana) vs Michigan (11/09/2024) [2-2]
100 Dominic Zvada (Michigan) at Indiana (11/09/2024) [3-3]
100 Jai Patel (Rutgers) vs Minnesota (11/09/2024) [1-1]
100 Dragan Kesich (Minnesota) at Rutgers (11/09/2024) [2-2]
100 Jayden Fielding (Ohio St.) vs Purdue (11/09/2024) [1-1]
100 Drew Stevens (Iowa) at UCLA (11/08/2024) [1-1]
100 Nathaniel Vakos (Wisconsin) at Iowa (11/02/2024) [1-1]
100 Grady Gross (Washington) vs Southern California (11/02/2024) [2-2]
100 Dominic Zvada (Michigan) vs Oregon (11/02/2024) [1-1]
100 Atticus Sappington (Oregon) at Michigan (11/02/2024) [1-1]
100 Jonathan Kim (Michigan St.) vs Indiana (11/02/2024) [1-1]
100 Nicolas Radacic (Indiana) at Michigan St. (11/02/2024) [1-1]
100 Mateen Bhaghani (UCLA) at Nebraska (11/02/2024) [2-2]
100 Jayden Fielding (Ohio St.) at Penn St. (11/02/2024) [2-2]
100 Ryan Barker (Penn St.) vs Ohio St. (11/02/2024) [2-2]
100 Spencer Porath (Purdue) vs Northwestern (11/02/2024) [2-2]
100 Luke Akers (Northwestern) at Purdue (11/02/2024) [2-2]
100 David Olano (Illinois) vs Minnesota (11/02/2024) [1-1]
100 Dragan Kesich (Minnesota) at Illinois (11/02/2024) [4-4]
100 Dominic Zvada (Michigan) vs Michigan St. (10/26/2024) [1-1]
100 Nathaniel Vakos (Wisconsin) vs Penn St. (10/26/2024) [2-2]
100 Drew Stevens (Iowa) vs Northwestern (10/26/2024) [1-1]
100 Dragan Kesich (Minnesota) vs Maryland (10/26/2024) [2-2]
100 Jack Howes (Maryland) at Minnesota (10/26/2024) [1-1]
100 Andrew Boyle (Oregon) vs Illinois (10/26/2024) [1-1]
100 David Olano (Illinois) at Oregon (10/26/2024) [1-1]
100 Nicolas Radacic (Indiana) vs Washington (10/26/2024) [1-1]
100 Grady Gross (Washington) at Indiana (10/26/2024) [1-1]
100 John Hohl (Nebraska) at Ohio St. (10/26/2024) [3-3]
100 Jai Patel (Rutgers) at Southern California (10/25/2024) [2-2]
100 Jai Patel (Rutgers) vs UCLA (10/19/2024) [2-2]
100 Mateen Bhaghani (UCLA) vs Minnesota (10/12/2024) [1-1]
100 Jayden Fielding (Ohio St.) at Oregon (10/12/2024) [1-1]
100 Spencer Porath (Purdue) at Illinois (10/12/2024) [2-2]
100 David Olano (Illinois) vs Purdue (10/12/2024) [3-3]
100 Ryan Barker (Penn St.) at Southern California (10/12/2024) [4-4]
100 Drew Stevens (Iowa) vs Washington (10/12/2024) [4-4]
100 Luke Akers (Northwestern) at Maryland (10/11/2024) [3-3]
100 Dragan Kesich (Minnesota) vs Southern California (10/05/2024) [1-1]
100 Dominic Zvada (Michigan) at Washington (10/05/2024) [1-1]
100 Jack Olsen (Northwestern) vs Indiana (10/05/2024) [1-1]
100 Nicolas Radacic (Indiana) at Northwestern (10/05/2024) [2-2]
100 Mateen Bhaghani (UCLA) at Penn St. (10/05/2024) [1-1]
100 Ryan Barker (Penn St.) vs UCLA (10/05/2024) [2-2]
100 Nathaniel Vakos (Wisconsin) vs Purdue (10/05/2024) [1-1]
100 Spencer Porath (Purdue) at Wisconsin (10/05/2024) [2-2]
100 Andrew Boyle (Oregon) vs Michigan St. (10/04/2024) [1-1]



**2024-25 Big Ten Football
Conference Individual Game Highs
In Conference games**

100	Jonathan Kim (Michigan St.) at Oregon (10/04/2024) [1-1]
100	Atticus Sappington (Oregon) at UCLA (09/28/2024) [2-2]
100	Mateen Bhaghani (UCLA) vs Oregon (09/28/2024) [2-2]
100	Jayden Fielding (Ohio St.) at Michigan St. (09/28/2024) [1-1]
100	Michael Lantz (Southern California) vs Wisconsin (09/28/2024) [1-1]
100	Dominic Zvada (Michigan) vs Minnesota (09/28/2024) [2-2]
100	Drew Stevens (Iowa) at Minnesota (09/21/2024) [1-1]
100	Jack Olsen (Northwestern) at Washington (09/21/2024) [1-1]
100	Michael Lantz (Southern California) at Michigan (09/21/2024) [1-1]
100	David Olano (Illinois) at Nebraska (09/20/2024) [1-1]
100	Jonathan Kim (Michigan St.) at Maryland (09/07/2024) [2-2]
PAT kicks attempted	
8	Nicolas Radicic (Indiana) vs Nebraska (10/19/2024)
PAT kicks made	
8	Nicolas Radicic (Indiana) vs Nebraska (10/19/2024)
PAT kicks pct	
100	Atticus Sappington (Oregon) at Wisconsin (11/16/2024) [1-1]
100	Nathanial Vakos (Wisconsin) vs Oregon (11/16/2024) [1-1]
100	Jack Howes (Maryland) vs Rutgers (11/16/2024) [2-2]
100	Jai Patel (Rutgers) at Maryland (11/16/2024) [4-4]
100	John Hohl (Nebraska) at Southern California (11/16/2024) [2-2]
100	Michael Lantz (Southern California) vs Nebraska (11/16/2024) [4-4]
100	Ryan Barker (Penn St.) at Purdue (11/16/2024) [7-7]
100	Ben Freehill (Purdue) vs Penn St. (11/16/2024) [1-1]
100	David Olano (Illinois) vs Michigan St. (11/16/2024) [5-5]
100	Luke Akers (Northwestern) vs Ohio St. (11/16/2024) [1-1]
100	Jayden Fielding (Ohio St.) at Northwestern (11/16/2024) [4-4]
100	Mateen Bhaghani (UCLA) at Washington (11/15/2024) [1-1]
100	Grady Gross (Washington) vs UCLA (11/15/2024) [4-4]
100	Ryan Barker (Penn St.) vs Washington (11/09/2024) [5-5]
100	Jack Howes (Maryland) at Oregon (11/09/2024) [1-1]
100	Andrew Boyle (Oregon) vs Maryland (11/09/2024) [2-2]
100	Atticus Sappington (Oregon) vs Maryland (11/09/2024) [2-2]
100	Nicolas Radicic (Indiana) vs Michigan (11/09/2024) [2-2]
100	Jayden Fielding (Ohio St.) vs Purdue (11/09/2024) [6-6]
100	Jai Patel (Rutgers) vs Minnesota (11/09/2024) [3-3]
100	Mateen Bhaghani (UCLA) vs Iowa (11/08/2024) [2-2]
100	Drew Stevens (Iowa) at UCLA (11/08/2024) [2-2]
100	Drew Stevens (Iowa) vs Wisconsin (11/02/2024) [6-6]
100	Nathanial Vakos (Wisconsin) at Iowa (11/02/2024) [1-1]
100	Michael Lantz (Southern California) at Washington (11/02/2024) [3-3]
100	Grady Gross (Washington) vs Southern California (11/02/2024) [2-2]
100	Nicolas Radicic (Indiana) at Michigan St. (11/02/2024) [6-6]
100	Jonathan Kim (Michigan St.) vs Indiana (11/02/2024) [1-1]
100	Dominic Zvada (Michigan) vs Oregon (11/02/2024) [2-2]
100	Andrew Boyle (Oregon) at Michigan (11/02/2024) [2-2]
100	Atticus Sappington (Oregon) at Michigan (11/02/2024) [3-3]
100	Mateen Bhaghani (UCLA) at Nebraska (11/02/2024) [3-3]
100	Luke Akers (Northwestern) at Purdue (11/02/2024) [2-2]
100	Spencer Porath (Purdue) vs Northwestern (11/02/2024) [2-2]
100	Jayden Fielding (Ohio St.) at Penn St. (11/02/2024) [2-2]
100	Ryan Barker (Penn St.) vs Ohio St. (11/02/2024) [1-1]
100	David Olano (Illinois) vs Minnesota (11/02/2024) [2-2]
100	Dragan Kesich (Minnesota) at Illinois (11/02/2024) [1-1]
100	Dominic Zvada (Michigan) vs Michigan St. (10/26/2024) [1-1]
100	Jonathan Kim (Michigan St.) at Michigan (10/26/2024) [2-2]



2024-25 Big Ten Football
Conference Individual Game Highs
In Conference games

100 Ryan Barker (Penn St.) at Wisconsin (10/26/2024) [4-4]
100 Nathaniel Vakos (Wisconsin) vs Penn St. (10/26/2024) [1-1]
100 Jack Howes (Maryland) at Minnesota (10/26/2024) [2-2]
100 Dragan Kesich (Minnesota) vs Maryland (10/26/2024) [6-6]
100 Drew Stevens (Iowa) vs Northwestern (10/26/2024) [5-5]
100 Luke Akers (Northwestern) at Iowa (10/26/2024) [2-2]
100 Andrew Boyle (Oregon) vs Illinois (10/26/2024) [1-1]
100 Atticus Sappington (Oregon) vs Illinois (10/26/2024) [4-4]
100 Nicolas Radicic (Indiana) vs Washington (10/26/2024) [4-4]
100 Grady Gross (Washington) at Indiana (10/26/2024) [2-2]
100 Jayden Fielding (Ohio St.) vs Nebraska (10/26/2024) [3-3]
100 Michael Lantz (Southern California) vs Rutgers (10/25/2024) [6-6]
100 Drew Stevens (Iowa) at Michigan St. (10/19/2024) [2-2]
100 Jonathan Kim (Michigan St.) vs Iowa (10/19/2024) [2-2]
100 Jack Howes (Maryland) vs Southern California (10/19/2024) [3-3]
100 Michael Lantz (Southern California) at Maryland (10/19/2024) [4-4]
100 David Olano (Illinois) vs Michigan (10/19/2024) [1-1]
100 Dominic Zvada (Michigan) at Illinois (10/19/2024) [1-1]
100 Nicolas Radicic (Indiana) vs Nebraska (10/19/2024) [8-8]
100 John Hohl (Nebraska) at Indiana (10/19/2024) [1-1]
100 Mateen Bhaghani (UCLA) at Rutgers (10/19/2024) [5-5]
100 Jai Patel (Rutgers) vs UCLA (10/19/2024) [2-2]
100 Nathaniel Vakos (Wisconsin) at Northwestern (10/19/2024) [3-3]
100 Andrew Boyle (Oregon) at Purdue (10/18/2024) [1-1]
100 Atticus Sappington (Oregon) at Purdue (10/18/2024) [4-4]
100 Mateen Bhaghani (UCLA) vs Minnesota (10/12/2024) [2-2]
100 Dragan Kesich (Minnesota) at UCLA (10/12/2024) [3-3]
100 Jayden Fielding (Ohio St.) at Oregon (10/12/2024) [4-4]
100 Andrew Boyle (Oregon) vs Ohio St. (10/12/2024) [1-1]
100 Atticus Sappington (Oregon) vs Ohio St. (10/12/2024) [1-1]
100 David Olano (Illinois) vs Purdue (10/12/2024) [5-5]
100 Spencer Porath (Purdue) at Illinois (10/12/2024) [3-3]
100 Ryan Barker (Penn St.) at Southern California (10/12/2024) [3-3]
100 Michael Lantz (Southern California) vs Penn St. (10/12/2024) [3-3]
100 Jai Patel (Rutgers) vs Wisconsin (10/12/2024) [1-1]
100 Nathaniel Vakos (Wisconsin) at Rutgers (10/12/2024) [6-6]
100 Drew Stevens (Iowa) vs Washington (10/12/2024) [4-4]
100 Grady Gross (Washington) at Iowa (10/12/2024) [1-1]
100 Jack Howes (Maryland) vs Northwestern (10/11/2024) [1-1]
100 Luke Akers (Northwestern) at Maryland (10/11/2024) [4-4]
100 Dragan Kesich (Minnesota) vs Southern California (10/05/2024) [3-3]
100 Michael Lantz (Southern California) at Minnesota (10/05/2024) [2-2]
100 Dominic Zvada (Michigan) at Washington (10/05/2024) [2-2]
100 Grady Gross (Washington) vs Michigan (10/05/2024) [3-3]
100 Drew Stevens (Iowa) at Ohio St. (10/05/2024) [1-1]
100 Jayden Fielding (Ohio St.) vs Iowa (10/05/2024) [5-5]
100 John Hohl (Nebraska) vs Rutgers (10/05/2024) [2-2]
100 Jai Patel (Rutgers) at Nebraska (10/05/2024) [1-1]
100 Nicolas Radicic (Indiana) at Northwestern (10/05/2024) [5-5]
100 Jack Olsen (Northwestern) vs Indiana (10/05/2024) [3-3]
100 Ryan Barker (Penn St.) vs UCLA (10/05/2024) [3-3]
100 Nathaniel Vakos (Wisconsin) vs Purdue (10/05/2024) [7-7]
100 Jonathan Kim (Michigan St.) at Oregon (10/04/2024) [1-1]
100 Andrew Boyle (Oregon) vs Michigan St. (10/04/2024) [1-1]
100 Atticus Sappington (Oregon) vs Michigan St. (10/04/2024) [3-3]
100 Mateen Bhaghani (UCLA) vs Oregon (09/28/2024) [1-1]
100 David Olano (Illinois) at Penn St. (09/28/2024) [1-1]



**2024-25 Big Ten Football
Conference Individual Game Highs
In Conference games**

100	Sander Sahaydak (Penn St.) vs Illinois (09/28/2024) [2-2]
100	Ryan Barker (Penn St.) vs Illinois (09/28/2024) [1-1]
100	Jonathan Kim (Michigan St.) vs Ohio St. (09/28/2024) [1-1]
100	Jayden Fielding (Ohio St.) at Michigan St. (09/28/2024) [5-5]
100	Michael Lantz (Southern California) vs Wisconsin (09/28/2024) [5-5]
100	Nathanial Vakos (Wisconsin) at Southern California (09/28/2024) [3-3]
100	Nicolas Radicic (Indiana) vs Maryland (09/28/2024) [6-6]
100	Jack Howes (Maryland) at Indiana (09/28/2024) [4-4]
100	John Hohl (Nebraska) at Purdue (09/28/2024) [4-4]
100	Spencer Porath (Purdue) vs Nebraska (09/28/2024) [1-1]
100	Dominic Zvada (Michigan) vs Minnesota (09/28/2024) [3-3]
100	Dragan Kesich (Minnesota) at Michigan (09/28/2024) [3-3]
100	Jai Patel (Rutgers) vs Washington (09/27/2024) [3-3]
100	Grady Gross (Washington) at Rutgers (09/27/2024) [1-1]
100	Drew Stevens (Iowa) at Minnesota (09/21/2024) [4-4]
100	Dragan Kesich (Minnesota) vs Iowa (09/21/2024) [2-2]
100	Grady Gross (Washington) vs Northwestern (09/21/2024) [3-3]
100	Michael Lantz (Southern California) at Michigan (09/21/2024) [3-3]
100	David Olano (Illinois) at Nebraska (09/20/2024) [4-4]
100	John Hohl (Nebraska) vs Illinois (09/20/2024) [3-3]
100	Mateen Bhaghani (UCLA) vs Indiana (09/14/2024) [1-1]
100	Nicolas Radicic (Indiana) at UCLA (09/14/2024) [6-6]
100	Jack Howes (Maryland) vs Michigan St. (09/07/2024) [3-3]
100	Jonathan Kim (Michigan St.) at Maryland (09/07/2024) [3-3]
Punts	
9	Jakob Anderson (Rutgers) vs Wisconsin (10/12/2024)
8	Keelan Crimmins (Purdue) vs Penn St. (11/16/2024)
8	Rhys Dakin (Iowa) vs Northwestern (10/26/2024)
8	Keelan Crimmins (Purdue) at Wisconsin (10/05/2024)
8	Tommy Doman (Michigan) vs Southern California (09/21/2024)
Yards punted	
377	Jakob Anderson (Rutgers) vs Wisconsin (10/12/2024) [9-377]
354	Tommy Doman (Michigan) vs Southern California (09/21/2024) [8-354]
Longest punt	
74	Atticus Bertrams (Wisconsin) at Southern California (09/28/2024)
Punting avg	
57	Rhys Dakin (Iowa) vs Washington (10/12/2024) [114-2]
Punt returns	
6	Hank Beatty (Illinois) vs Michigan St. (11/16/2024)
4	Kaden Wetjen (Iowa) vs Northwestern (10/26/2024)
4	Denzel Boston (Washington) vs Northwestern (09/21/2024)
Punt return yards	
111	Kaden Wetjen (Iowa) vs Northwestern (10/26/2024)
82	Koi Perich (Minnesota) at Michigan (09/28/2024)
Longest punt return	
85	Kaden Wetjen (Iowa) vs Northwestern (10/26/2024)
72	Drew Wagner (Northwestern) at Iowa (10/26/2024)
Punt return avg	
41	Koi Perich (Minnesota) at Michigan (09/28/2024) [82-2]
37	Kaden Wetjen (Iowa) vs Washington (10/12/2024) [37-1]
Kick returns	
5	Kaden Wetjen (Iowa) at Michigan St. (10/19/2024)
Kick return yards	
150	Joseph Himon II (Northwestern) at Washington (09/21/2024)
145	Kaden Wetjen (Iowa) at Michigan St. (10/19/2024)



**2024-25 Big Ten Football
Conference Individual Game Highs
In Conference games**

Kick return avg	
50	Keith Reynolds (Washington) vs Southern California (11/02/2024) [50-1]
50	Joseph Himon II (Northwestern) at Washington (09/21/2024) [150-3]
Longest kick return	
96	Joseph Himon II (Northwestern) at Washington (09/21/2024)
80	Makai Lemon (Southern California) vs Rutgers (10/25/2024)
Kick return TDs	
Combined PR/KR yards	
176	Kaden Wetjen (Iowa) vs Northwestern (10/26/2024) [111pr,65kr]
150	Joseph Himon II (Northwestern) at Washington (09/21/2024) [0pr,150kr]
Interceptions	
2	Carson Schwesinger (UCLA) vs Iowa (11/08/2024)
2	Carson Bruener (Washington) vs Southern California (11/02/2024)
2	Amare Ferrell (Indiana) at Michigan St. (11/02/2024)
2	D'Angelo Ponds (Indiana) vs Washington (10/26/2024)
2	Koi Perich (Minnesota) at UCLA (10/12/2024)
2	Kyndrich Breedlove (Purdue) at Wisconsin (10/05/2024)
Interception return yds	
96	Bryan Addison (UCLA) vs Oregon (09/28/2024)
85	Theran Johnson (Northwestern) at Iowa (10/26/2024)
Interception return avg	
96	Bryan Addison (UCLA) vs Oregon (09/28/2024) [96-1]
85	Theran Johnson (Northwestern) at Iowa (10/26/2024) [85-1]
Longest interception rtn	
96	Bryan Addison (UCLA) vs Oregon (09/28/2024)
85	Theran Johnson (Northwestern) at Iowa (10/26/2024)
All-purpose yards	
256	Makai Lemon (Southern California) vs Rutgers (10/25/2024)
228	Tyler Warren (Penn St.) at Southern California (10/12/2024)
Tackles	
17	Carson Schwesinger (UCLA) at Washington (11/15/2024) [10-7]
Sacks	
3	Russell Davis II (Washington) vs UCLA (11/15/2024) [0-3]
2.5	Mikail Kamara (Indiana) at Michigan St. (11/02/2024) [1-2]
2.5	Gabe Jacas (Illinois) vs Michigan (10/19/2024) [1-2]
2.5	Jordan Burch (Oregon) vs Michigan St. (10/04/2024) [1-2]
Tackles for loss	
4.5	Mikail Kamara (Indiana) at Michigan St. (11/02/2024) [3-3]
4.5	Carson Schwesinger (UCLA) vs Minnesota (10/12/2024) [4-1]



**2024-25 Big Ten Football
Conference Individual Game Highs
In Conference games**

200-Yard Rushing Performances	
206	Kaleb Johnson (Iowa) at Minnesota (09/21/2024)
100-Yard Rushing Performances	
206	Kaleb Johnson (Iowa) at Minnesota (09/21/2024)
198	Tawee Walker (Wisconsin) at Rutgers (10/12/2024)
166	Kaleb Johnson (Iowa) vs Washington (10/12/2024)
166	Jordan James (Oregon) vs Michigan St. (10/04/2024)
159	Kalel Mullings (Michigan) vs Southern California (09/21/2024)
148	Jonah Coleman (Washington) at Rutgers (09/27/2024)
146	Woody Marks (Southern California) vs Nebraska (11/16/2024)
144	Darius Taylor (Minnesota) vs Southern California (10/05/2024)
135	Kaleb Johnson (Iowa) vs Wisconsin (11/02/2024)
134	Woody Marks (Southern California) at Minnesota (10/05/2024)
132	Kyle Monangai (Rutgers) vs Washington (09/27/2024)
131	Darius Taylor (Minnesota) at Illinois (11/02/2024)
126	Tawee Walker (Wisconsin) at Northwestern (10/19/2024)
125	T.J. Harden (UCLA) vs Iowa (11/08/2024)
123	Woody Marks (Southern California) at Washington (11/02/2024)
123	Justice Ellison (Indiana) vs Washington (10/26/2024)
121	Jordan James (Oregon) at Wisconsin (11/16/2024)
118	Nate Carter (Michigan St.) at Michigan (10/26/2024)
118	Ryan Browne (Purdue) at Illinois (10/12/2024)
117	Jordan James (Oregon) at Michigan (11/02/2024)
117	Roman Hemby (Maryland) at Indiana (09/28/2024)
115	Jordan James (Oregon) vs Ohio St. (10/12/2024)
111	Woody Marks (Southern California) vs Penn St. (10/12/2024)
111	Kalel Mullings (Michigan) vs Minnesota (09/28/2024)
109	Kaleb Johnson (Iowa) vs Northwestern (10/26/2024)
106	Kyle Monangai (Rutgers) vs UCLA (10/19/2024)
105	Justice Ellison (Indiana) vs Nebraska (10/19/2024)
104	Jonah Coleman (Washington) vs Southern California (11/02/2024)
104	Jonah Coleman (Washington) at Indiana (10/26/2024)
103	Jordan James (Oregon) at UCLA (09/28/2024)
102	Devin Mockobee (Purdue) at Illinois (10/12/2024)
102	Kaytron Allen (Penn St.) vs Illinois (09/28/2024)
100	Woody Marks (Southern California) at Michigan (09/21/2024)
Number of 100-Yard Rushing Performances	
5	Jordan James, Oregon
5	Woody Marks, Southern California
4	Kaleb Johnson, Iowa
3	Jonah Coleman, Washington
2	Tawee Walker, Wisconsin
2	Kalel Mullings, Michigan
2	Darius Taylor, Minnesota
2	Kyle Monangai, Rutgers
2	Justice Ellison, Indiana
1	T.J. Harden, UCLA
1	Nate Carter, Michigan St.
1	Ryan Browne, Purdue
1	Roman Hemby, Maryland
1	Devin Mockobee, Purdue
1	Kaytron Allen, Penn St.
500-Yard Passing Performances	
400-Yard Passing Performances	
300-Yard Passing Performances	
391	Drew Allar (Penn St.) at Southern California (10/12/2024)



**2024-25 Big Ten Football
Conference Individual Game Highs
In Conference games**

- 383 Ethan Garbers (UCLA) at Rutgers (10/19/2024)
- 380 Kurtis Rourke (Indiana) at Northwestern (10/05/2024)
- 379 Luke Altmyer (Illinois) vs Purdue (10/12/2024)
- 373 Billy Edwards Jr. (Maryland) vs Southern California (10/19/2024)
- 363 Aidan Chiles (Michigan St.) at Maryland (09/07/2024)
- 359 Braedyn Locke (Wisconsin) vs Purdue (10/05/2024)
- 359 Kurtis Rourke (Indiana) vs Maryland (09/28/2024)
- 341 Dillon Gabriel (Oregon) vs Ohio St. (10/12/2024)
- 336 Miller Moss (Southern California) at Maryland (10/19/2024)
- 335 Billy Edwards Jr. (Maryland) vs Rutgers (11/16/2024)
- 326 Will Howard (Ohio St.) at Oregon (10/12/2024)
- 320 Max Brosmer (Minnesota) vs Maryland (10/26/2024)
- 313 Athan Kaliakmanis (Rutgers) at Southern California (10/25/2024)
- 308 Miller Moss (Southern California) vs Rutgers (10/25/2024)
- 308 Miller Moss (Southern California) vs Wisconsin (09/28/2024)
- 307 Kurtis Rourke (Indiana) at UCLA (09/14/2024)
- 306 Will Rogers (Washington) at Rutgers (09/27/2024)

Number of 300-Yard Passing Performances

- 3 Kurtis Rourke, Indiana
- 3 Miller Moss, Southern California
- 2 Billy Edwards Jr., Maryland
- 1 Drew Allar, Penn St.
- 1 Ethan Garbers, UCLA
- 1 Luke Altmyer, Illinois
- 1 Aidan Chiles, Michigan St.
- 1 Braedyn Locke, Wisconsin
- 1 Dillon Gabriel, Oregon
- 1 Will Howard, Ohio St.
- 1 Max Brosmer, Minnesota
- 1 Athan Kaliakmanis, Rutgers
- 1 Will Rogers, Washington

200-Yard Receiving Performances

- 224 Tyler Warren (Penn St.) at Southern California (10/12/2024)

100-Yard Receiving Performances

- 224 Tyler Warren (Penn St.) at Southern California (10/12/2024)
- 194 Nick Marsh (Michigan St.) at Maryland (09/07/2024)
- 152 Tai Felton (Maryland) vs Michigan St. (09/07/2024)
- 149 Traeshon Holden (Oregon) at Michigan (11/02/2024)
- 149 Evan Stewart (Oregon) vs Ohio St. (10/12/2024)
- 138 Jacob Gill (Iowa) at UCLA (11/08/2024)
- 135 Pat Bryant (Illinois) vs Michigan St. (11/16/2024)
- 135 Elijah Sarratt (Indiana) at Northwestern (10/05/2024)
- 134 Makai Lemon (Southern California) vs Rutgers (10/25/2024)
- 134 Trech Kekahuna (Wisconsin) vs Purdue (10/05/2024)
- 133 Max Klare (Purdue) at Illinois (10/12/2024)
- 131 Dymere Miller (Rutgers) at Southern California (10/25/2024)
- 128 Bryce Kirtz (Northwestern) vs Indiana (10/05/2024)
- 128 Elijah Sarratt (Indiana) vs Maryland (09/28/2024)
- 127 Tyler Warren (Penn St.) at Purdue (11/16/2024)
- 125 Denzel Boston (Washington) at Rutgers (09/27/2024)
- 123 Bryce Kirtz (Northwestern) at Maryland (10/11/2024)
- 121 Tez Johnson (Oregon) at UCLA (09/28/2024)
- 121 Denzel Boston (Washington) vs Northwestern (09/21/2024)
- 117 Daniel Jackson (Minnesota) vs Maryland (10/26/2024)
- 114 Keegan Jones (UCLA) at Rutgers (10/19/2024)
- 113 Nick Marsh (Michigan St.) vs Iowa (10/19/2024)



**2024-25 Big Ten Football
Conference Individual Game Highs
In Conference games**

- 112 Colston Loveland (Michigan) vs Oregon (11/02/2024)
- 112 Daniel Jackson (Minnesota) vs Iowa (09/21/2024)
- 111 Kaden Prather (Maryland) vs Southern California (10/19/2024)
- 107 Dymere Miller (Rutgers) at Maryland (11/16/2024)
- 107 J.Michael Sturdivant (UCLA) vs Minnesota (10/12/2024)
- 107 Liam Clifford (Penn St.) vs UCLA (10/05/2024)
- 105 Ja'Kobi Lane (Southern California) vs Wisconsin (09/28/2024)
- 104 Tai Felton (Maryland) at Minnesota (10/26/2024)
- 104 Moliki Matavao (UCLA) at Rutgers (10/19/2024)
- 104 Pat Bryant (Illinois) vs Purdue (10/12/2024)
- 102 Zachariah Branch (Southern California) at Washington (11/02/2024)
- 102 Tez Johnson (Oregon) vs Illinois (10/26/2024)
- 102 Carnell Tate (Ohio St.) vs Nebraska (10/26/2024)
- 100 Jeremiah Smith (Ohio St.) at Northwestern (11/16/2024)
- 100 Montorie Foster Jr. (Michigan St.) vs Iowa (10/19/2024)
- 100 Jeremiah Smith (Ohio St.) at Oregon (10/12/2024)

Number of 100-Yard Receiving Performances

- 2 Tyler Warren, Penn St.
- 2 Nick Marsh, Michigan St.
- 2 Tai Felton, Maryland
- 2 Pat Bryant, Illinois
- 2 Elijah Sarratt, Indiana
- 2 Dymere Miller, Rutgers
- 2 Bryce Kirtz, Northwestern
- 2 Denzel Boston, Washington
- 2 Tez Johnson, Oregon
- 2 Daniel Jackson, Minnesota
- 2 Jeremiah Smith, Ohio St.
- 1 Traeshon Holden, Oregon
- 1 Evan Stewart, Oregon
- 1 Jacob Gill, Iowa
- 1 Makai Lemon, Southern California
- 1 Trech Kekahuna, Wisconsin
- 1 Max Klare, Purdue
- 1 Keegan Jones, UCLA
- 1 Colston Loveland, Michigan
- 1 Kaden Prather, Maryland
- 1 J.Michael Sturdivant, UCLA
- 1 Liam Clifford, Penn St.
- 1 Ja'Kobi Lane, Southern California
- 1 Moliki Matavao, UCLA
- 1 Zachariah Branch, Southern California
- 1 Carnell Tate, Ohio St.
- 1 Montorie Foster Jr., Michigan St.



**2024-25 Big Ten Football
Conference Statistical Ranking Comparison
In Conference games**

Team	Offense				Defense			
	Rushing	Passing	Total Off.	Scoring	Rushing	Passing	Total Def.	Scoring
Illinois	10	13	10	9	14	12	14	9
Indiana	9	4	5	1	1	8	2	4
Iowa	2	18	15	6	12	6	6	6
Maryland	17	3	7	12	6	16	15	17
Michigan	7	17	17	14	4	11	8	8
Michigan St.	16	9	12	16	11	10	10	15
Minnesota	15	10	13	7	10	7	7	7
Nebraska	14	11	14	15	7	9	9	9
Northwestern	18	16	18	17	9	13	13	12
Ohio St.	6	7	6	4	2	2	1	1
Oregon	1	2	1	2	8	5	4	3
Penn St.	3	8	3	5	3	4	3	2
Purdue	12	15	16	18	17	18	18	18
Rutgers	11	12	11	13	13	17	16	11
Southern California	4	1	2	3	15	15	17	14
UCLA	13	6	8	11	5	14	12	16
Washington	8	5	4	10	18	3	11	12
Wisconsin	5	14	8	8	16	1	5	5

Team	Kick ret.	Punt ret.	Interceptions	Sacks	TFL	Turnover Mar.
Illinois	11	3	13	2	10	15
Indiana	17	1	2	1	2	4
Iowa	1	2	8	14	14	1
Maryland	12	13	6	17	5	17
Michigan	7	6	14	4	4	10
Michigan St.	14	18	12	18	14	18
Minnesota	5	5	11	8	12	2
Nebraska	10	16	3	7	8	12
Northwestern	2	4	5	16	11	9
Ohio St.	13	15	10	5	5	5
Oregon	16	10	17	5	2	2
Penn St.	9	7	9	3	1	7
Purdue	15	17	18	13	13	11
Rutgers	18	14	15	10	14	7
Southern California	4	10	4	15	9	12
UCLA	8	12	1	11	7	15
Washington	3	9	7	8	18	6
Wisconsin	6	8	16	11	14	12



**2024-25 Big Ten Football
Individual Statistics
In Conference games**

RUSHING (Minimum Games Played Pct. 75%, 10 Rushing Attempts/Game)

#	Player	G	Att.	Yds	Avg.	TD	Lg	Avg/g
1	Johnson, Kaleb - Iowa	7	127	849	6.69	14	75	121.29
2	Marks, Woody - USC	8	145	853	5.88	6	65	106.63
3	James, Jordan - Oregon	8	147	784	5.33	8	41	98.00
4	Walker, Tawee - Wisc	7	136	681	5.01	9	55	97.29
5	Monangai, Kyle - RU	6	125	571	4.57	7	40	95.17
6	Coleman, Jonah - UW	8	132	702	5.32	6	46	87.75
7	Taylor, Darius - MINN	7	111	484	4.36	6	51	69.14
8	Mullings, Kalel - Mich	7	105	470	4.48	6	63	67.14
9	Allen, Kaytron - PSU	7	104	467	4.49	5	24	66.71
10	Ellison, Justice - IND	7	92	443	4.82	6	43	63.29

TOTAL OFFENSE (Minimum Games Played Pct. 75%)

#	Player	G	Rush	Pass	Plays	Total	Yds/g
1	Edwards Jr., Billy - MD	7	67	1953	369	2020	288.57
2	Gabriel, Dillon - Oregon	8	129	2152	293	2281	285.13
3	Rourke, Kurtis - IND	6	-31	1704	194	1673	278.83
4	Moss, Miller - USC	7	-17	1948	314	1931	275.86
5	Howard, Will - OSU	7	100	1689	236	1789	255.57
6	Garbers, Ethan - UCLA	7	132	1620	273	1752	250.29
7	Chiles, Aidan - MSU	7	117	1578	258	1695	242.14
8	Allar, Drew - PSU	7	117	1524	206	1641	234.43
9	Altmyer, Luke - Illini	7	131	1477	272	1608	229.71
10	Brosmer, Max - MINN	7	-24	1624	283	1600	228.57

PASSING AVG/GAME (Minimum Games Played Pct. 75%)

#	Player	G	Comp-att-int	Yds	TD	Avg/g
1	Rourke, Kurtis - IND	6	125-177-4	1704	17	284.00
2	Edwards Jr., Billy - MD	7	192-310-8	1953	9	279.00
3	Moss, Miller - USC	7	185-296-9	1948	16	278.29
4	Gabriel, Dillon - Oregon	8	180-257-6	2152	16	269.00
5	Howard, Will - OSU	7	135-181-4	1689	18	241.29
6	Brosmer, Max - MINN	7	165-248-3	1624	11	232.00
7	Garbers, Ethan - UCLA	7	148-220-8	1620	11	231.43
8	Chiles, Aidan - MSU	7	125-191-6	1578	9	225.43
9	Allar, Drew - PSU	7	125-173-4	1524	8	217.71
10	Kaliakmanis, Athan - RU	7	123-233-5	1482	8	211.71

SCORING (Minimum Games Played Pct. 75%)

#	Player	G	TD	FG	XPT	2XP	Pts	Pts/g
1	Johnson, Kaleb - Iowa	7	15	0	0	0	90	12.86
2	Radicic, Nicolas - IND	7	0	6	37	0	55	7.86
3	Walker, Tawee - Wisc	7	9	0	0	0	54	7.71
4	Monangai, Kyle - RU	6	7	0	0	0	42	7.00
5	Kesich, Dragan - MINN	7	0	10	19	0	49	7.00
6	Barker, Ryan - PSU	7	0	8	24	0	48	6.86
7	Kim, Jonathan - MSU	7	0	12	11	0	47	6.71
8	Fielding, Jayden - OSU	7	0	6	29	0	47	6.71
9	Stevens, Drew - Iowa	7	0	7	24	0	45	6.43
10	Olano, David - Illini	7	0	9	18	0	45	6.43

PASS EFFICIENCY (Minimum Games Played Pct. 75%, 15 Total Passes/Game)

#	Player	G	Comp-att-int	Yds	TD	Eff.
1	Howard, Will - OSU	7	135-181-4	1689	18	181.37
2	Rourke, Kurtis - IND	6	125-177-4	1704	17	178.66
3	Allar, Drew - PSU	7	125-173-4	1524	8	156.89
4	Gabriel, Dillon - Oregon	8	180-257-6	2152	16	156.25
5	Chiles, Aidan - MSU	7	125-191-6	1578	9	144.11
6	Garbers, Ethan - UCLA	7	148-220-8	1620	11	138.35
7	Altmyer, Luke - Illini	7	122-204-3	1477	12	137.09
8	Rogers, Will - UW	8	156-228-7	1633	8	134.02
9	Brosmer, Max - MINN	7	165-248-3	1624	11	133.76
10	Moss, Miller - USC	7	185-296-9	1948	16	129.54

SCORING (TDs) (Minimum Games Played Pct. 75%, 1 Touchdowns)

#	Player	G	Run	Rec	Ret	Pts	Avg/g
1	Johnson, Kaleb - Iowa	7	14	1	0	90	12.86
2	Walker, Tawee - Wisc	7	9	0	0	54	7.71
3	Monangai, Kyle - RU	6	7	0	0	42	7.00
4	Egbuka, Emeka - OSU	7	0	7	0	42	6.00
5	Johnson, Tez - Oregon	6	0	6	0	36	6.00
6	McCray, Josh - Illini	7	6	1	0	42	6.00
7	James, Jordan - Oregon	8	8	0	0	48	6.00
8	Warren, Tyler - PSU	7	4	3	0	42	6.00
9	Taylor, Darius - MINN	7	6	1	0	42	6.00
10	Allen, Kaytron - PSU	7	5	1	0	36	5.14

RECEPTIONS/GAME (Minimum Games Played Pct. 75%)

#	Player	G	No.	Yds	TD	Lg	Yds/g	Rec/g
1	Felton, Tai - MD	7	56	588	3	35	84.00	8.00
2	Jackson, Daniel - MINN	7	51	556	3	37	79.43	7.29
3	Warren, Tyler - PSU	7	51	582	3	38	83.14	7.29
4	Johnson, Tez - Oregon	6	42	459	6	52	76.50	7.00
5	Loveland, Colston - Mich	6	34	373	3	36	62.17	5.67
6	Jackson, Giles - UW	8	44	337	1	39	42.13	5.50
7	Miller, Dymere - RU	7	37	433	3	45	61.86	5.29
8	Taylor, Darius - MINN	7	36	227	1	22	32.43	5.14
9	Prather, Kaden - MD	7	36	414	1	33	59.14	5.14
10	Boston, Denzel - UW	8	40	598	6	51	74.75	5.00

SCORING (KICK) (Minimum Games Played Pct. 75%)

#	Player	G	PAT	FG	Pts	Avg/g
1	Radicic, Nicolas - IND	7	37-37	6-6	55	7.86
2	Kesich, Dragan - MINN	7	19-20	10-12	49	7.00
3	Barker, Ryan - PSU	7	24-24	8-9	48	6.86
4	Kim, Jonathan - MSU	7	11-12	12-14	47	6.71
5	Fielding, Jayden - OSU	7	29-29	6-7	47	6.71
6	Stevens, Drew - Iowa	7	24-24	7-10	45	6.43
7	Olano, David - Illini	7	18-18	9-11	45	6.43
8	Bhaghani, Mateen - UCLA	8	15-15	12-16	51	6.38
9	Gross, Grady - UW	8	16-16	11-19	49	6.13
10	Lantz, Michael - USC	8	30-30	6-11	48	6.00



2024-25 Big Ten Football Individual Statistics In Conference games

RECEIVE YDS/GAME (Minimum Games Played Pct. 75%)

#	Player	G	No.	Yds	TD	Long	Avg/c	Yds/g
1	Felton, Tai - MD	7	56	588	3	35	10.50	84.00
2	Smith, Jeremiah - OSU	7	35	584	5	68	16.69	83.43
3	Warren, Tyler - PSU	7	51	582	3	38	11.41	83.14
4	Marsh, Nick - MSU	7	34	573	3	77	16.85	81.86
5	Jackson, Daniel - MINN	7	51	556	3	37	10.90	79.43
6	Johnson, Tez - Oregon	6	42	459	6	52	10.93	76.50
7	Boston, Denzel - UW	8	40	598	6	51	14.95	74.75
8	Sarratt, Elijah - IND	7	27	489	5	36	18.11	69.86
9	Bryant, Pat - Illini	7	28	482	4	57	17.21	68.86
10	Loveland, Colston - Mich	6	34	373	3	36	10.97	62.17

PUNT RETURN AVG (Minimum Games Played Pct. 75%)

#	Player	G	No.	Yds	TD	Long	Avg.
1	Williams, Ke'Shawn - IND	7	1	22	0	22	22.00
2	Wetjen, Kaden - Iowa	7	11	191	1	85	17.36
3	Felton, Tai - MD	7	1	17	0	17	17.00

KICK RETURN AVG (Minimum Games Played Pct. 75%)

#	Player	G	No.	Yds	TD	Long	Avg.
1	Lemon, Makai - USC	7	8	255	0	80	31.88
2	Anthony II, Vinny - Wisc	7	6	190	0	74	31.67
3	Taylor, Joe - Mich	7	1	29	0	29	29.00

ALL PURPOSE (Minimum Games Played Pct. 75%)

#	Player	G	Rush	Rcv	PR	KR	Yds	Avg/g
1	Marks, Woody - USC	8	853	250	0	0	1103	137.88
2	Johnson, Kaleb - Iowa	7	849	82	0	0	931	133.00
3	James, Jordan - Oregon	8	784	100	0	0	884	110.50
4	Coleman, Jonah - UW	8	702	95	0	0	797	99.63
5	Warren, Tyler - PSU	7	141	582	0	0	723	103.29
6	Taylor, Darius - MINN	7	484	227	0	0	711	101.57
7	Walker, Tawee - Wisc	7	681	12	0	0	693	99.00
8	Lemon, Makai - USC	7	0	418	0	255	673	96.14
9	Boston, Denzel - UW	8	0	598	61	0	659	82.38
10	Harden, T.J. - UCLA	8	360	293	0	0	653	81.63

PUNTING (Minimum Games Played Pct. 75%, 3.6 Punts/Game)

#	Player	G	No.	Yds	Lg	120	50+	TB	Avg.
1	Czaplicki, Eddie - USC	8	29	1413	62	17	15	0	48.72
2	Eckley, Ryan - MSU	7	26	1248	61	3	14	1	48.00
3	Dakin, Rhys - Iowa	7	30	1402	61	15	11	3	46.73
4	Bertrams, Atticus - Wisc	7	35	1609	74	13	10	3	45.97
5	Buschini, Brian - Nebr	7	28	1270	69	9	10	2	45.36
6	Akers, Luke - NU	7	27	1202	58	10	6	0	44.52
7	Crimmins, Keelan - Purdue	7	35	1552	58	8	8	0	44.34
8	Doman, Tommy - Mich	7	36	1554	58	12	9	3	43.17
9	Crawford, Mark - MINN	7	32	1376	56	12	4	1	43.00
10	Anderson, Jakob - RU	7	34	1436	61	9	3	3	42.24

FIELD GOALS (Minimum Games Played Pct. 75%)

#	Player	G	Made	Att.	Long	Pct.	Avg.
1	Kim, Jonathan - MSU	7	12	14	55	85.71	1.71
2	Bhaghani, Mateen - UCLA	8	12	16	57	75.00	1.50
3	Kesich, Dragan - MINN	7	10	12	51	83.33	1.43
4	Gross, Grady - UW	8	11	19	45	57.89	1.38
5	Olano, David - Illini	7	9	11	49	81.82	1.29
6	Porath, Spencer - Purdue	6	7	11	45	63.64	1.17
7	Barker, Ryan - PSU	7	8	9	44	88.89	1.14
8	Zvada, Dominic - Mich	7	8	9	56	88.89	1.14
9	Sappington, Atticus - Oregon	8	9	10	42	90.00	1.13



2024-25 Big Ten Football
Individual Statistics
In Conference games

FIELD GOAL PCT (Minimum Games Played Pct. 75%)

#	Player	G	Made	Att.	Long	Pct.
1	Radicic, Nicolas - IND	7	6	6	41	100.00
2	Sappington, Atticus - Oregon	8	9	10	42	90.00
3	Zvada, Dominic - Mich	7	8	9	56	88.89
4	Barker, Ryan - PSU	7	8	9	44	88.89
5	Kim, Jonathan - MSU	7	12	14	55	85.71
6	Fielding, Jayden - OSU	7	6	7	46	85.71
7	Kesich, Dragan - MINN	7	10	12	51	83.33
8	Olano, David - Illini	7	9	11	49	81.82
9	Patel, Jai - RU	7	6	8	49	75.00

PAT KICKING PCT (Minimum Games Played Pct. 75%)

#	Player	G	Made	Att.	Pct.
1	Fielding, Jayden - OSU	7	29	29	100.00
2	Gross, Grady - UW	8	16	16	100.00
3	Freehill, Ben - Purdue	7	1	1	100.00
4	Lantz, Michael - USC	8	30	30	100.00
5	Akers, Luke - NU	7	9	9	100.00
6	Boyle, Andrew - Oregon	6	8	8	100.00
7	Howes, Jack - MD	7	16	16	100.00
8	Vakos, Nathaniel - Wisc	7	22	22	100.00
9	Stevens, Drew - Iowa	7	24	24	100.00



**2024-25 Big Ten Football
Individual Statistics
In Conference games**

TACKLES (All positions) (Minimum Games Played Pct. 75%)

#	Player	G	Pos	Solo	Ast	Total	Avg/g
1	Schwesinger, Carson - UCLA	8	LB	55	35	90	11.25
2	Higgins, Jay - Iowa	7	LB	30	43	73	10.43
3	Fisher, Aiden - IND	7	LB	29	40	69	9.86
4	Djabome, Dariel - RU	7	LB	34	30	64	9.14
5	Bruener, Carson - UW	8	LB	35	36	71	8.88
6	Mascarenas-Arnold, Easton - USC	8	LB	39	30	69	8.63
7	Lindenberg, Cody - MINN	7	LB	31	29	60	8.57
8	Thieneman, Dillon - Purdue	7	DB	42	17	59	8.43
9	Jackson, Nick - Iowa	7	LB	29	30	59	8.43
10	Rosiek, Dylan - Illini	6	LB	20	29	49	8.17
11	Hausmann, Ernest - Mich	7	LB	36	20	56	8.00
12	Uihlein, Mac - NU	7	LB	36	19	55	7.86
13	Simon, Cody - OSU	7	LB	24	24	48	6.86
14	Cobb, Mason - USC	8	LB	26	28	54	6.75
15	Wohler, Hunter - Wisc	7	S	33	13	46	6.57
16	Styles, Sonny - OSU	7	LB	24	22	46	6.57
17	Jacas, Gabe - Illini	7	LB	23	22	45	6.43
18	Bailey, Matthew - Illini	7	DB	21	24	45	6.43
19	Barham, Jaishawn - Mich	7	LB	29	16	45	6.43
20	Tuputala, Alphonzo - UW	8	LB	29	22	51	6.38
21	Wheatley, Zakee - PSU	7	S	33	11	44	6.29
22	Powell, Tyreem - RU	6	LB	18	19	37	6.17
23	Walker, Jailin - IND	7	LB	20	23	43	6.14
24	Singleton, DeShon - Nebr	7	DB	31	11	42	6.00
25	Turner, Jordan - MSU	7	LB	18	24	42	6.00
26	Gifford, Isaac - Nebr	7	DB	20	22	42	6.00
27	Brown, Kerry - MINN	6	DB	19	17	36	6.00
28	Jenkins, Kydran - Purdue	7	LB	27	15	42	6.00
29	Smith, Jaylin - USC	7	CB	27	14	41	5.86
30	Chaney, Jake - Wisc	7	LB	18	23	41	5.86
31	Loyal, Shaquan - RU	7	DB	26	15	41	5.86
32	Medrano, Kain - UCLA	8	LB	29	17	46	5.75
33	Bullock, John - Nebr	7	LB	22	18	40	5.71
34	Dixon, Flip - RU	7	DB	20	20	40	5.71
35	Alliegro, Christian - Wisc	7	LB	25	15	40	5.71
36	Spencer, Malik - MSU	6	S	23	11	34	5.67
37	King, Kobe - PSU	7	LB	22	17	39	5.57
38	Boettcher, Bryce - Oregon	8	LB	28	16	44	5.50
39	Reed, Jaylen - PSU	7	S	27	11	38	5.43
40	Hyppolite II, Ruben - MD	7	LB	17	21	38	5.43
41	Oladejo, Oluwafemi - UCLA	8	LB	23	20	43	5.38
42	Asbury II, Shawn - IND	7	DB	15	22	37	5.29
43	Downs, Caleb - OSU	7	DB	24	13	37	5.29
44	Ramsey, Kamari - USC	6	S	26	5	31	5.17
45	Ponds, D'Angelo - IND	7	CB	24	12	36	5.14
46	Thomas, Jaheim - Wisc	7	LB	18	18	36	5.14
47	Karlaftis, Yanni - Purdue	7	LB	23	13	36	5.14
48	Zachman, Preston - Wisc	7	S	22	14	36	5.14
49	Haladay, Cal - MSU	7	LB	22	14	36	5.14
50	Igbinosun, Desmond - RU	7	DB	15	21	36	5.14

SACKS (Minimum Games Played Pct. 75%)

#	Player	G	Pos	Solo	Ast	Total	Avg/g
1	Jacas, Gabe - Illini	7	LB	6	2	7	1.00
2	Carter, Abdul - PSU	7	LB	7	0	7	1.00
3	Kamara, Mikail - IND	7	DL	6	1	6.5	0.93
4	Uiagalelei, Matayo - Oregon	8	DE	6	1	6.5	0.81
5	Stewart, Josaiah - Mich	6	DE	4	1	4.5	0.75
6	Guy, T.J. - Mich	7	DE	4	1	4.5	0.64
7	Robinson, Ty - Nebr	7	DL	4	0	4	0.57
8	Williams, James - Nebr	7	DL	4	0	4	0.57
9	Carpenter, James - IND	7	DL	4	0	4	0.57
10	Joyner, Jah - MINN	7	DL	4	0	4	0.57
11	Styles, Sonny - OSU	7	LB	4	0	4	0.57
12	Tuimoloau, JT - OSU	7	DL	2	3	3.5	0.50
13	Hamilton, Kyonte - RU	7	DL	3	1	3.5	0.50
14	Wyatt, Kellan - MD	6	LB	3	0	3	0.50
15	Graham, Mason - Mich	7	DL	3	1	3.5	0.50
16	Oladejo, Oluwafemi - UCLA	8	LB	3	1	3.5	0.44
17	Coleman, Seth - Illini	7	LB	2	2	3	0.43
18	King, Kobe - PSU	7	LB	3	0	3	0.43
19	Smith, Anthony - MINN	7	DL	3	0	3	0.43
20	Hubbard, Aidan - NU	7	DL	2	2	3	0.43

TACKLES FOR LOSS (Minimum Games Played Pct. 75%, 1.25 Total

Tackles For Loss/Game)

#	Player	G	Pos	Solo	Ast	Total	Avg/g
1	Carter, Abdul - PSU	7	LB	13	4	15	2.14
2	Kamara, Mikail - IND	7	DL	8	5	10.5	1.50
3	Oladejo, Oluwafemi - UCLA	8	LB	10	2	11	1.38
4	Stewart, Josaiah - Mich	6	DE	6	3	7.5	1.25



**2024-25 Big Ten Football
Individual Statistics
In Conference games**

FUMBLES FORCED (Minimum Games Played Pct. 75%)

#	Player	G	No.	Avg/g
1	Wyatt, Kellan - MD	6	2	0.33
2	Stewart, Josaiah - Mich	6	2	0.33
3	Metz, Greyson - NU	7	2	0.29
4	Carter, Abdul - PSU	7	2	0.29
5	Sawyer, Jack - OSU	7	2	0.29
6	Jacas, Gabe - Illini	7	2	0.29
7	Graves, Aaron - Iowa	7	2	0.29
8	Hancock, Jordan - OSU	7	2	0.29
9	Bassa, Jeffrey - Oregon	8	2	0.25
10	Green, Nyland - Purdue	6	1	0.17

FUMBLES RECOVERED (Minimum Games Played Pct. 75%)

#	Player	G	No.	Avg/g
1	Kamara, Mikail - IND	7	3	0.43
2	Gbayor, Mikai - Nebr	7	2	0.29
3	Sawyer, Jack - OSU	7	2	0.29
4	Grant, Kenneth - Mich	7	2	0.29
5	Miller, Glendon - MD	6	1	0.17
6	Walters, Damon - NU	6	1	0.17
7	Hood, Malachi - Illini	6	1	0.17
8	Higgins, Jay - Iowa	7	1	0.14
9	Pfeiffer, Cayson - Wisc	7	1	0.14
10	Charleston, CJ - Mich	7	1	0.14

PASSES DEFENDED (Minimum Games Played Pct. 75%)

#	Player	G	Brup	Int.	Total	Avg/g
1	Johnson, Theran - NU	6	7	1	8	1.33
2	Longerbeam, Robert - RU	6	7	0	7	1.17
3	Hill, Jyaire - Mich	6	5	1	6	1.00
4	Wright, Ceyair - Nebr	7	5	2	7	1.00
5	Berry, Zeke - Mich	7	6	1	7	1.00
6	Loyal, Shaquan - RU	7	6	1	7	1.00
7	Ponds, D'Angelo - IND	7	5	2	7	1.00
8	Brantley, Charles - MSU	6	4	2	6	1.00
9	Bruener, Carson - UW	8	4	3	7	0.88
10	Robinson, Ethan - MINN	7	4	2	6	0.86
11	Joyner, Jah - MINN	7	6	0	6	0.86
12	Bailey, Matthew - Illini	7	5	1	6	0.86
13	Schulte, Quinn - Iowa	7	3	3	6	0.86
14	Breedlove, Kyndrich - Purdue	7	3	3	6	0.86
15	Fourqurean, Nyzier - Wisc	7	5	1	6	0.86
16	Igbinosun, Davison - OSU	7	4	2	6	0.86
17	Ramsey, Kamari - USC	6	5	0	5	0.83
18	Hartzog Jr., Malcolm - Nebr	6	3	2	5	0.83
19	Addison, Bryan - UCLA	8	4	2	6	0.75
20	Moore, Kaylin - UCLA	8	5	1	6	0.75

INTERCEPTIONS (Minimum Games Played Pct. 75%)

#	Player	G	No.	Yds	TD	Long	Avg/g
1	Perich, Koi - MINN	7	4	47	0	45	0.57
2	Breedlove, Kyndrich - Purdue	7	3	0	0	0	0.43
3	Schulte, Quinn - Iowa	7	3	23	0	15	0.43
4	Ferrell, Amare - IND	7	3	15	0	15	0.43
5	Reed, Jaylen - PSU	7	3	50	1	22	0.43
6	Johnson, Tysheem - Oregon	8	3	3	0	9	0.38
7	Bruener, Carson - UW	8	3	55	0	24	0.38
8	Hartzog Jr., Malcolm - Nebr	6	2	60	0	34	0.33
9	Brantley, Charles - MSU	6	2	1	0	1	0.33
10	Miller, Glendon - MD	6	2	28	0	28	0.33



**2024-25 Big Ten Football
Extended Individual Statistics
In Conference games**

TOTAL OFFENSE (Minimum Games Played Pct. 75%)

#	Player	G	Rush	Pass	Plays	Total	Yds/g
1	Edwards Jr., Billy - MD	7	67	1953	369	2020	288.57
2	Gabriel, Dillon - Oregon	8	129	2152	293	2281	285.13
3	Rourke, Kurtis - IND	6	-31	1704	194	1673	278.83
4	Moss, Miller - USC	7	-17	1948	314	1931	275.86
5	Howard, Will - OSU	7	100	1689	236	1789	255.57
6	Garbers, Ethan - UCLA	7	132	1620	273	1752	250.29
7	Chiles, Aidan - MSU	7	117	1578	258	1695	242.14
8	Allar, Drew - PSU	7	117	1524	206	1641	234.43
9	Altmyer, Luke - Illini	7	131	1477	272	1608	229.71
10	Brosmer, Max - MINN	7	-24	1624	283	1600	228.57

ALL PURPOSE (Minimum Games Played Pct. 75%)

#	Player	G	Rush	Rcv	PR	KR	Yds	Avg/g
1	Marks, Woody - USC	8	853	250	0	0	1103	137.88
2	Johnson, Kaleb - Iowa	7	849	82	0	0	931	133.00
3	James, Jordan - Oregon	8	784	100	0	0	884	110.50
4	Coleman, Jonah - UW	8	702	95	0	0	797	99.63
5	Warren, Tyler - PSU	7	141	582	0	0	723	103.29
6	Taylor, Darius - MINN	7	484	227	0	0	711	101.57
7	Walker, Tawee - Wisc	7	681	12	0	0	693	99.00
8	Lemon, Makai - USC	7	0	418	0	255	673	96.14
9	Boston, Denzel - UW	8	0	598	61	0	659	82.38
10	Harden, T.J. - UCLA	8	360	293	0	0	653	81.63

TOTAL OFFENSE AVG/PLAY (Minimum Games Played Pct. 75%)

#	Player	G	Rush	Pass	Plays	Total	Yds/p
1	Arkin, Tanner - Illini	7	36	0	1	36	5.14
2	Buschini, Brian - Nebr	7	0	30	1	30	4.29
3	Glover, Jaron - MSU	6	14	0	1	14	2.33
4	Bertrams, Atticus - Wisc	7	15	0	1	15	2.14
5	Johnson, Aziah - MSU	7	15	0	1	15	2.14
6	Barney Jr., Jacory - Nebr	7	81	0	6	81	1.93
7	Price, Myles - IND	7	26	0	2	26	1.86
8	Morrisette, De'Nylon - Purdue	6	11	0	1	11	1.83
9	Smith, Jeremiah - OSU	7	35	0	3	35	1.67
10	Cooper Jr., Omar - IND	7	23	0	2	23	1.64

SCORING (Minimum Games Played Pct. 75%)

#	Player	G	TD	FG	XPT	2XP	Pts	Pts/g
1	Johnson, Kaleb - Iowa	7	15	0	0	0	90	12.86
2	Radicic, Nicolas - IND	7	0	6	37	0	55	7.86
3	Walker, Tawee - Wisc	7	9	0	0	0	54	7.71
4	Monangai, Kyle - RU	6	7	0	0	0	42	7.00
5	Kesich, Dragan - MINN	7	0	10	19	0	49	7.00
6	Barker, Ryan - PSU	7	0	8	24	0	48	6.86
7	Kim, Jonathan - MSU	7	0	12	11	0	47	6.71
8	Fielding, Jayden - OSU	7	0	6	29	0	47	6.71
9	Stevens, Drew - Iowa	7	0	7	24	0	45	6.43
10	Olano, David - Illini	7	0	9	18	0	45	6.43

TOTAL OFFENSE PLAYS

#	Player	G	Rush	Pass	Plays	Total	Yds/g
1	Edwards Jr., Billy - MD	7	67	1953	369	2020	288.57
2	Moss, Miller - USC	7	-17	1948	314	1931	275.86
3	Gabriel, Dillon - Oregon	8	129	2152	293	2281	285.13
4	Brosmer, Max - MINN	7	-24	1624	283	1600	228.57
5	Kaliakmanis, Athan - RU	7	73	1482	279	1555	222.14
6	Garbers, Ethan - UCLA	7	132	1620	273	1752	250.29
7	Altmyer, Luke - Illini	7	131	1477	272	1608	229.71
8	Raiola, Dylan - Nebr	7	-85	1442	264	1357	193.86
9	Lausch, Jack - NU	7	164	1094	264	1258	179.71
10	Chiles, Aidan - MSU	7	117	1578	258	1695	242.14

SCORING (TDs) (Minimum 1 Touchdowns)

#	Player	G	Run	Rec	Ret	Pts	Avg/g
1	Johnson, Kaleb - Iowa	7	14	1	0	90	12.86
2	Walker, Tawee - Wisc	7	9	0	0	54	7.71
3	Monangai, Kyle - RU	6	7	0	0	42	7.00
4	McCray, Josh - Illini	7	6	1	0	42	6.00
5	Johnson, Tez - Oregon	6	0	6	0	36	6.00
6	James, Jordan - Oregon	8	8	0	0	48	6.00
7	Warren, Tyler - PSU	7	4	3	0	42	6.00
8	Egbuka, Emeka - OSU	7	0	7	0	42	6.00
9	Taylor, Darius - MINN	7	6	1	0	42	6.00
10	Mullings, Kaleb - Mich	7	6	0	0	36	5.14

TOTAL OFFENSE YARDS

#	Player	G	Rush	Pass	Plays	Total	Yds/g
1	Edwards Jr., Billy - MD	7	67	1953	369	2020	288.57
2	Moss, Miller - USC	7	-17	1948	314	1931	275.86
3	Gabriel, Dillon - Oregon	8	129	2152	293	2281	285.13
4	Brosmer, Max - MINN	7	-24	1624	283	1600	228.57
5	Kaliakmanis, Athan - RU	7	73	1482	279	1555	222.14
6	Garbers, Ethan - UCLA	7	132	1620	273	1752	250.29
7	Altmyer, Luke - Illini	7	131	1477	272	1608	229.71
8	Raiola, Dylan - Nebr	7	-85	1442	264	1357	193.86
9	Lausch, Jack - NU	7	164	1094	264	1258	179.71
10	Chiles, Aidan - MSU	7	117	1578	258	1695	242.14

SCORING (KICK) (Minimum Games Played Pct. 75%)

#	Player	G	PAT	FG	Pts	Avg/g
1	Radicic, Nicolas - IND	7	37-37	6-6	55	7.86
2	Kesich, Dragan - MINN	7	19-20	10-12	49	7.00
3	Barker, Ryan - PSU	7	24-24	8-9	48	6.86
4	Kim, Jonathan - MSU	7	11-12	12-14	47	6.71
5	Fielding, Jayden - OSU	7	29-29	6-7	47	6.71
6	Stevens, Drew - Iowa	7	24-24	7-10	45	6.43
7	Olano, David - Illini	7	18-18	9-11	45	6.43
8	Bhaghani, Mateen - UCLA	8	15-15	12-16	51	6.38
9	Gross, Grady - UW	8	16-16	11-19	49	6.13
10	Lantz, Michael - USC	8	30-30	6-11	48	6.00



**2024-25 Big Ten Football
Extended Individual Statistics
In Conference games**

TOTAL OFFENSE TDS

#	Player	G	Rush	Pass	Total
1	Howard, Will - OSU	7	100	1689	22
2	Gabriel, Dillon - Oregon	8	129	2152	20
3	Moss, Miller - USC	7	-17	1948	18
4	Rourke, Kurtis - IND	6	-31	1704	17
5	Johnson, Kaleb - Iowa	7	849	0	14
6	Brosmer, Max - MINN	7	-24	1624	14
7	Altmyer, Luke - Illini	7	131	1477	14
8	Edwards Jr., Billy - MD	7	67	1953	13
9	Garbers, Ethan - UCLA	7	132	1620	12
10	Locke, Braedyn - Wisc	7	34	1389	10

RUSHING (Minimum 10 Rushing Attempts/Game, Games Played Pct. 75%)

#	Player	G	Att.	Yds	Avg.	TD	Lg	Avg/g
1	Johnson, Kaleb - Iowa	7	127	849	6.69	14	75	121.29
2	Marks, Woody - USC	8	145	853	5.88	6	65	106.63
3	James, Jordan - Oregon	8	147	784	5.33	8	41	98.00
4	Walker, Tawee - Wisc	7	136	681	5.01	9	55	97.29
5	Monangai, Kyle - RU	6	125	571	4.57	7	40	95.17
6	Coleman, Jonah - UW	8	132	702	5.32	6	46	87.75
7	Taylor, Darius - MINN	7	111	484	4.36	6	51	69.14
8	Mullings, Kalel - Mich	7	105	470	4.48	6	63	67.14
9	Allen, Kaytron - PSU	7	104	467	4.49	5	24	66.71
10	Ellison, Justice - IND	7	92	443	4.82	6	43	63.29

YARDS PER RUSH (Minimum 10 Rushing Attempts/Game, Games Played Pct. 75%)

#	Player	G	Att.	Yds	Avg.	TD	Lg	Avg/g
1	Johnson, Kaleb - Iowa	7	127	849	6.69	14	75	121.29
2	Marks, Woody - USC	8	145	853	5.88	6	65	106.63
3	James, Jordan - Oregon	8	147	784	5.33	8	41	98.00
4	Coleman, Jonah - UW	8	132	702	5.32	6	46	87.75
5	Walker, Tawee - Wisc	7	136	681	5.01	9	55	97.29
6	Ellison, Justice - IND	7	92	443	4.82	6	43	63.29
7	Hemby, Roman - MD	7	75	358	4.77	4	75	51.14
8	Mockobee, Devin - Purdue	7	79	376	4.76	2	34	53.71
9	Edwards, Donovan - Mich	7	78	363	4.65	2	41	51.86
10	Lawton, Ty Son - IND	7	77	357	4.64	4	29	51.00

RUSH ATTEMPTS (Minimum 10 Rushing Attempts/Game)

#	Player	G	Att.	Yds	Avg.	TD	Lg	Avg/g
1	James, Jordan - Oregon	8	147	784	5.33	8	41	98.00
2	Marks, Woody - USC	8	145	853	5.88	6	65	106.63
3	Walker, Tawee - Wisc	7	136	681	5.01	9	55	97.29
4	Coleman, Jonah - UW	8	132	702	5.32	6	46	87.75
5	Johnson, Kaleb - Iowa	7	127	849	6.69	14	75	121.29
6	Monangai, Kyle - RU	6	125	571	4.57	7	40	95.17
7	Taylor, Darius - MINN	7	111	484	4.36	6	51	69.14
8	Mullings, Kalel - Mich	7	105	470	4.48	6	63	67.14
9	Allen, Kaytron - PSU	7	104	467	4.49	5	24	66.71
10	Ellison, Justice - IND	7	92	443	4.82	6	43	63.29

RUSH YARDS (Minimum 10 Rushing Attempts/Game)

#	Player	G	Att.	Yds	Avg.	TD	Lg	Avg/g
1	Marks, Woody - USC	8	145	853	5.88	6	65	106.63
2	Johnson, Kaleb - Iowa	7	127	849	6.69	14	75	121.29
3	James, Jordan - Oregon	8	147	784	5.33	8	41	98.00
4	Coleman, Jonah - UW	8	132	702	5.32	6	46	87.75
5	Walker, Tawee - Wisc	7	136	681	5.01	9	55	97.29
6	Monangai, Kyle - RU	6	125	571	4.57	7	40	95.17
7	Taylor, Darius - MINN	7	111	484	4.36	6	51	69.14
8	Mullings, Kalel - Mich	7	105	470	4.48	6	63	67.14
9	Allen, Kaytron - PSU	7	104	467	4.49	5	24	66.71
10	Ellison, Justice - IND	7	92	443	4.82	6	43	63.29

RUSHING TDS (Minimum 10 Rushing Attempts/Game)

#	Player	G	Att.	Yds	Avg.	TD	Lg	Avg/g
1	Johnson, Kaleb - Iowa	7	127	849	6.69	14	75	121.29
2	Walker, Tawee - Wisc	7	136	681	5.01	9	55	97.29
3	James, Jordan - Oregon	8	147	784	5.33	8	41	98.00
4	Monangai, Kyle - RU	6	125	571	4.57	7	40	95.17
5	Marks, Woody - USC	8	145	853	5.88	6	65	106.63
6	Coleman, Jonah - UW	8	132	702	5.32	6	46	87.75
7	Ellison, Justice - IND	7	92	443	4.82	6	43	63.29
8	Mullings, Kalel - Mich	7	105	470	4.48	6	63	67.14
9	Taylor, Darius - MINN	7	111	484	4.36	6	51	69.14
10	Allen, Kaytron - PSU	7	104	467	4.49	5	24	66.71

PASSING Avg/GAME (Minimum Games Played Pct. 75%)

#	Player	G	Comp-att-int	Yds	TD	Avg/g
1	Rourke, Kurtis - IND	6	125-177-4	1704	17	284.00
2	Edwards Jr., Billy - MD	7	192-310-8	1953	9	279.00
3	Moss, Miller - USC	7	185-296-9	1948	16	278.29
4	Gabriel, Dillon - Oregon	8	180-257-6	2152	16	269.00
5	Howard, Will - OSU	7	135-181-4	1689	18	241.29
6	Brosmer, Max - MINN	7	165-248-3	1624	11	232.00
7	Garbers, Ethan - UCLA	7	148-220-8	1620	11	231.43
8	Chiles, Aidan - MSU	7	125-191-6	1578	9	225.43
9	Allar, Drew - PSU	7	125-173-4	1524	8	217.71
10	Kaliakmanis, Athan - RU	7	123-233-5	1482	8	211.71

PASSING YARDS

#	Player	G	Comp-att-int	Yds	TD	Avg/g
1	Gabriel, Dillon - Oregon	8	180-257-6	2152	16	269.00
2	Edwards Jr., Billy - MD	7	192-310-8	1953	9	279.00
3	Moss, Miller - USC	7	185-296-9	1948	16	278.29
4	Rourke, Kurtis - IND	6	125-177-4	1704	17	284.00
5	Howard, Will - OSU	7	135-181-4	1689	18	241.29
6	Rogers, Will - UW	8	156-228-7	1633	8	204.13
7	Brosmer, Max - MINN	7	165-248-3	1624	11	232.00
8	Garbers, Ethan - UCLA	7	148-220-8	1620	11	231.43
9	Chiles, Aidan - MSU	7	125-191-6	1578	9	225.43
10	Allar, Drew - PSU	7	125-173-4	1524	8	217.71



**2024-25 Big Ten Football
Extended Individual Statistics
In Conference games**

PASS EFFICIENCY (Minimum 15 Total Passes/Game, Games Played Pct. 75%)

#	Player	G	Comp-att-int	Yds	TD	Eff
1	Howard, Will - OSU	7	135-181-4	1689	18	181.37
2	Rourke, Kurtis - IND	6	125-177-4	1704	17	178.66
3	Allar, Drew - PSU	7	125-173-4	1524	8	156.89
4	Gabriel, Dillon - Oregon	8	180-257-6	2152	16	156.25
5	Chiles, Aidan - MSU	7	125-191-6	1578	9	144.11
6	Garbers, Ethan - UCLA	7	148-220-8	1620	11	138.35
7	Altmyer, Luke - Illini	7	122-204-3	1477	12	137.09
8	Rogers, Will - UW	8	156-228-7	1633	8	134.02
9	Brosmer, Max - MINN	7	165-248-3	1624	11	133.76
10	Moss, Miller - USC	7	185-296-9	1948	16	129.54

PASS ATTEMPTS

#	Player	G	Comp-att-int	Yds	TD	Avg/g
1	Edwards Jr., Billy - MD	7	192-310-8	1953	9	279.00
2	Moss, Miller - USC	7	185-296-9	1948	16	278.29
3	Gabriel, Dillon - Oregon	8	180-257-6	2152	16	269.00
4	Brosmer, Max - MINN	7	165-248-3	1624	11	232.00
5	Kaliakmanis, Athan - RU	7	123-233-5	1482	8	211.71
6	Raiola, Dylan - Nebr	7	144-230-9	1442	6	206.00
7	Rogers, Will - UW	8	156-228-7	1633	8	204.13
8	Garbers, Ethan - UCLA	7	148-220-8	1620	11	231.43
9	Locke, Braedyn - Wisc	7	116-208-9	1389	8	198.43
10	Altmyer, Luke - Illini	7	122-204-3	1477	12	211.00

PASS YDS/COMP. (Minimum 15 Total Passes/Game, Games Played Pct. 75%)

#	Player	G	Comp-att-int	Yds	TD	Avg/c
1	Rourke, Kurtis - IND	6	125-177-4	1704	17	13.63
2	Chiles, Aidan - MSU	7	125-191-6	1578	9	12.62
3	Howard, Will - OSU	7	135-181-4	1689	18	12.51
4	Allar, Drew - PSU	7	125-173-4	1524	8	12.19
5	Altmyer, Luke - Illini	7	122-204-3	1477	12	12.11
6	Kaliakmanis, Athan - RU	7	123-233-5	1482	8	12.05
7	Locke, Braedyn - Wisc	7	116-208-9	1389	8	11.97
8	Gabriel, Dillon - Oregon	8	180-257-6	2152	16	11.96
9	Garbers, Ethan - UCLA	7	148-220-8	1620	11	10.95
10	Moss, Miller - USC	7	185-296-9	1948	16	10.53

PASS COMPLETIONS

#	Player	G	Comp-att-int	Yds	TD	Avg/g
1	Edwards Jr., Billy - MD	7	192-310-8	1953	9	279.00
2	Moss, Miller - USC	7	185-296-9	1948	16	278.29
3	Gabriel, Dillon - Oregon	8	180-257-6	2152	16	269.00
4	Brosmer, Max - MINN	7	165-248-3	1624	11	232.00
5	Rogers, Will - UW	8	156-228-7	1633	8	204.13
6	Garbers, Ethan - UCLA	7	148-220-8	1620	11	231.43
7	Raiola, Dylan - Nebr	7	144-230-9	1442	6	206.00
8	Howard, Will - OSU	7	135-181-4	1689	18	241.29
9	Chiles, Aidan - MSU	7	125-191-6	1578	9	225.43
10	Allar, Drew - PSU	7	125-173-4	1524	8	217.71

PASS YDS/ATT (Minimum 15 Total Passes/Game, Games Played Pct. 75%)

#	Player	G	Comp-att-int	Yds	TD	Avg/a
1	Rourke, Kurtis - IND	6	125-177-4	1704	17	9.63
2	Howard, Will - OSU	7	135-181-4	1689	18	9.33
3	Allar, Drew - PSU	7	125-173-4	1524	8	8.81
4	Gabriel, Dillon - Oregon	8	180-257-6	2152	16	8.37
5	Chiles, Aidan - MSU	7	125-191-6	1578	9	8.26
6	Garbers, Ethan - UCLA	7	148-220-8	1620	11	7.36
7	Altmyer, Luke - Illini	7	122-204-3	1477	12	7.24
8	Rogers, Will - UW	8	156-228-7	1633	8	7.16
9	Locke, Braedyn - Wisc	7	116-208-9	1389	8	6.68
10	Moss, Miller - USC	7	185-296-9	1948	16	6.58

PASSING TDS

#	Player	G	Comp-att-int	Yds	TD	Avg/g
1	Howard, Will - OSU	7	135-181-4	1689	18	241.29
2	Rourke, Kurtis - IND	6	125-177-4	1704	17	284.00
3	Gabriel, Dillon - Oregon	8	180-257-6	2152	16	269.00
4	Moss, Miller - USC	7	185-296-9	1948	16	278.29
5	Altmyer, Luke - Illini	7	122-204-3	1477	12	211.00
6	Brosmer, Max - MINN	7	165-248-3	1624	11	232.00
7	Garbers, Ethan - UCLA	7	148-220-8	1620	11	231.43
8	Chiles, Aidan - MSU	7	125-191-6	1578	9	225.43
9	Edwards Jr., Billy - MD	7	192-310-8	1953	9	279.00
10	Rogers, Will - UW	8	156-228-7	1633	8	204.13

PASS COMP. PCT (Minimum 15 Total Passes/Game, Games Played Pct. 75%)

#	Player	G	Comp-att-int	Yds	TD	Pct.
1	Howard, Will - OSU	7	135-181-4	1689	18	74.59
2	Allar, Drew - PSU	7	125-173-4	1524	8	72.25
3	Rourke, Kurtis - IND	6	125-177-4	1704	17	70.62
4	Gabriel, Dillon - Oregon	8	180-257-6	2152	16	70.04
5	Rogers, Will - UW	8	156-228-7	1633	8	68.42
6	Garbers, Ethan - UCLA	7	148-220-8	1620	11	67.27
7	Brosmer, Max - MINN	7	165-248-3	1624	11	66.53
8	Chiles, Aidan - MSU	7	125-191-6	1578	9	65.45
9	Raiola, Dylan - Nebr	7	144-230-9	1442	6	62.61
10	Moss, Miller - USC	7	185-296-9	1948	16	62.50

PASS INTERCEPTIONS

#	Player	G	Comp-att-int	Yds	TD	Avg/g
1	Moss, Miller - USC	7	185-296-9	1948	16	278.29
2	Locke, Braedyn - Wisc	7	116-208-9	1389	8	198.43
3	Raiola, Dylan - Nebr	7	144-230-9	1442	6	206.00
4	Edwards Jr., Billy - MD	7	192-310-8	1953	9	279.00
5	Garbers, Ethan - UCLA	7	148-220-8	1620	11	231.43
6	Rogers, Will - UW	8	156-228-7	1633	8	204.13
7	Chiles, Aidan - MSU	7	125-191-6	1578	9	225.43
8	Gabriel, Dillon - Oregon	8	180-257-6	2152	16	269.00
9	Kaliakmanis, Athan - RU	7	123-233-5	1482	8	211.71
10	Allar, Drew - PSU	7	125-173-4	1524	8	217.71



**2024-25 Big Ten Football
Extended Individual Statistics
In Conference games**

RECEPTIONS/GAME (Minimum Games Played Pct. 75%)

#	Player	G	No.	Yds	TD	Lg	Yds/g	Rec/g
1	Felton, Tai - MD	7	56	588	3	35	84.00	8.00
2	Jackson, Daniel - MINN	7	51	556	3	37	79.43	7.29
3	Warren, Tyler - PSU	7	51	582	3	38	83.14	7.29
4	Johnson, Tez - Oregon	6	42	459	6	52	76.50	7.00
5	Loveland, Colston - Mich	6	34	373	3	36	62.17	5.67
6	Jackson, Giles - UW	8	44	337	1	39	42.13	5.50
7	Miller, Dymere - RU	7	37	433	3	45	61.86	5.29
8	Taylor, Darius - MINN	7	36	227	1	22	32.43	5.14
9	Prather, Kaden - MD	7	36	414	1	33	59.14	5.14
10	Boston, Denzel - UW	8	40	598	6	51	74.75	5.00

RECEPTION TDS

#	Player	G	No.	Yds	TD	Long	Avg/c	Yds/g
1	Egbuka, Emeka - OSU	7	35	346	7	33	9.89	49.43
2	Boston, Denzel - UW	8	40	598	6	51	14.95	74.75
3	Johnson, Tez - Oregon	6	42	459	6	52	10.93	76.50
4	Sarratt, Elijah - IND	7	27	489	5	36	18.11	69.86
5	Smith, Jeremiah - OSU	7	35	584	5	68	16.69	83.43
6	Robinson, Duce - USC	8	17	270	5	48	15.88	33.75
7	Cooper Jr., Omar - IND	7	16	340	4	42	21.25	48.57
8	Stewart, Evan - Oregon	8	36	456	4	69	12.67	57.00
9	Bryant, Pat - Illini	7	28	482	4	57	17.21	68.86
10	Spencer, Elijah - MINN	7	29	348	4	28	12.00	49.71

RECEIVE YDS/GAME (Minimum Games Played Pct. 75%)

#	Player	G	No.	Yds	TD	Long	Avg/c	Yds/g
1	Felton, Tai - MD	7	56	588	3	35	10.50	84.00
2	Smith, Jeremiah - OSU	7	35	584	5	68	16.69	83.43
3	Warren, Tyler - PSU	7	51	582	3	38	11.41	83.14
4	Marsh, Nick - MSU	7	34	573	3	77	16.85	81.86
5	Jackson, Daniel - MINN	7	51	556	3	37	10.90	79.43
6	Johnson, Tez - Oregon	6	42	459	6	52	10.93	76.50
7	Boston, Denzel - UW	8	40	598	6	51	14.95	74.75
8	Sarratt, Elijah - IND	7	27	489	5	36	18.11	69.86
9	Bryant, Pat - Illini	7	28	482	4	57	17.21	68.86
10	Loveland, Colston - Mich	6	34	373	3	36	10.97	62.17

YARDS PER CATCH (Minimum 2 Receptions/Game, Games Played Pct. 75%)

#	Player	G	No.	Yds	TD	Long	Avg/c	Yds/g
1	Cooper Jr., Omar - IND	7	16	340	4	42	21.25	48.57
2	Duff, KJ - RU	7	16	291	0	59	18.19	41.57
3	Sarratt, Elijah - IND	7	27	489	5	36	18.11	69.86
4	Anthony II, Vinny - Wisc	7	24	426	2	63	17.75	60.86
5	Bryant, Pat - Illini	7	28	482	4	57	17.21	68.86
6	Marsh, Nick - MSU	7	34	573	3	77	16.85	81.86
7	Wallace III, Harrison - PSU	7	23	387	1	46	16.83	55.29
8	Smith, Jeremiah - OSU	7	35	584	5	68	16.69	83.43
9	Robinson, Duce - USC	8	17	270	5	48	15.88	33.75
10	Ferguson, Terrance - Oregon	6	18	283	1	62	15.72	47.17

RECEPTIONS

#	Player	G	No.	Yds	TD	Long	Avg/c	Yds/g
1	Felton, Tai - MD	7	56	588	3	35	10.50	84.00
2	Jackson, Daniel - MINN	7	51	556	3	37	10.90	79.43
3	Warren, Tyler - PSU	7	51	582	3	38	11.41	83.14
4	Jackson, Giles - UW	8	44	337	1	39	7.66	42.13
5	Johnson, Tez - Oregon	6	42	459	6	52	10.93	76.50
6	Boston, Denzel - UW	8	40	598	6	51	14.95	74.75
7	Marks, Woody - USC	8	37	250	0	33	6.76	31.25
8	Miller, Dymere - RU	7	37	433	3	45	11.70	61.86
9	Stewart, Evan - Oregon	8	36	456	4	69	12.67	57.00
10	Prather, Kaden - MD	7	36	414	1	33	11.50	59.14

RECEPTION YARDS

#	Player	G	No.	Yds	TD	Long	Avg/c	Yds/g
1	Boston, Denzel - UW	8	40	598	6	51	14.95	74.75
2	Felton, Tai - MD	7	56	588	3	35	10.50	84.00
3	Smith, Jeremiah - OSU	7	35	584	5	68	16.69	83.43
4	Warren, Tyler - PSU	7	51	582	3	38	11.41	83.14
5	Marsh, Nick - MSU	7	34	573	3	77	16.85	81.86
6	Jackson, Daniel - MINN	7	51	556	3	37	10.90	79.43
7	Sarratt, Elijah - IND	7	27	489	5	36	18.11	69.86
8	Bryant, Pat - Illini	7	28	482	4	57	17.21	68.86
9	Johnson, Tez - Oregon	6	42	459	6	52	10.93	76.50
10	Stewart, Evan - Oregon	8	36	456	4	69	12.67	57.00

PUNTING (Minimum 3.6 Punts/Game, Games Played Pct. 75%)

#	Player	G	No.	Yds	Lg	I20	50+	TB	Avg.
1	Czaplicki, Eddie - USC	8	29	1413	62	17	15	0	48.72
2	Eckley, Ryan - MSU	7	26	1248	61	3	14	1	48.00
3	Dakin, Rhys - Iowa	7	30	1402	61	15	11	3	46.73
4	Bertrams, Atticus - Wisc	7	35	1609	74	13	10	3	45.97
5	Buschini, Brian - Nebr	7	28	1270	69	9	10	2	45.36
6	Akers, Luke - NU	7	27	1202	58	10	6	0	44.52
7	Crimmins, Keelan - Purdue	7	35	1552	58	8	8	0	44.34
8	Doman, Tommy - Mich	7	36	1554	58	12	9	3	43.17
9	Crawford, Mark - MINN	7	32	1376	56	12	4	1	43.00
10	Anderson, Jakob - RU	7	34	1436	61	9	3	3	42.24

PATS KICKS MADE

#	Player	G	Made	Att.	Pct.
1	Radicic, Nicolas - IND	7	37	37	100.00
2	Lantz, Michael - USC	8	30	30	100.00
3	Fielding, Jayden - OSU	7	29	29	100.00
4	Stevens, Drew - Iowa	7	24	24	100.00
5	Barker, Ryan - PSU	7	24	24	100.00
6	Vakos, Nathaniel - Wisc	7	22	22	100.00
7	Sappington, Atticus - Oregon	8	20	21	95.24
8	Kesich, Dragan - MINN	7	19	20	95.00
9	Olano, David - Illini	7	18	18	100.00
10	Howes, Jack - MD	7	16	16	100.00



**2024-25 Big Ten Football
Extended Individual Statistics
In Conference games**

NUMBER OF PUNTS

#	Player	G	No.	Yds	Lg	120	50+	TB	Avg.
1	Doman, Tommy - Mich	7	36	1554	58	12	9	3	43.17
2	Crimmins, Keelan - Purdue	7	35	1552	58	8	8	0	44.34
3	Bertrams, Atticus - Wisc	7	35	1609	74	13	10	3	45.97
4	Anderson, Jakob - RU	7	34	1436	61	9	3	3	42.24
5	Crawford, Mark - MINN	7	32	1376	56	12	4	1	43.00
6	Dakin, Rhys - Iowa	7	30	1402	61	15	11	3	46.73
7	Czaplicki, Eddie - USC	8	29	1413	62	17	15	0	48.72
8	Buschini, Brian - Nebr	7	28	1270	69	9	10	2	45.36
9	Akers, Luke - NU	7	27	1202	58	10	6	0	44.52
10	Eckley, Ryan - MSU	7	26	1248	61	3	14	1	48.00

YARDS PUNTED

#	Player	G	No.	Yds	Lg	120	50+	TB	Avg.
1	Bertrams, Atticus - Wisc	7	35	1609	74	13	10	3	45.97
2	Doman, Tommy - Mich	7	36	1554	58	12	9	3	43.17
3	Crimmins, Keelan - Purdue	7	35	1552	58	8	8	0	44.34
4	Anderson, Jakob - RU	7	34	1436	61	9	3	3	42.24
5	Czaplicki, Eddie - USC	8	29	1413	62	17	15	0	48.72
6	Dakin, Rhys - Iowa	7	30	1402	61	15	11	3	46.73
7	Crawford, Mark - MINN	7	32	1376	56	12	4	1	43.00
8	Buschini, Brian - Nebr	7	28	1270	69	9	10	2	45.36
9	Eckley, Ryan - MSU	7	26	1248	61	3	14	1	48.00
10	Akers, Luke - NU	7	27	1202	58	10	6	0	44.52

PAT KICKING PCT (Minimum Games Played Pct. 75%)

#	Player	G	Made	Att.	Pct.
1	Gross, Grady - UW	8	16	16	100.00
2	Stevens, Drew - Iowa	7	24	24	100.00
3	Freehill, Ben - Purdue	7	1	1	100.00
4	Lantz, Michael - USC	8	30	30	100.00
5	Akers, Luke - NU	7	9	9	100.00
6	Boyle, Andrew - Oregon	6	8	8	100.00
7	Howes, Jack - MD	7	16	16	100.00
8	Fielding, Jayden - OSU	7	29	29	100.00
9	Bhaghani, Mateen - UCLA	8	15	15	100.00
10	Vakos, Nathaniel - Wisc	7	22	22	100.00

PAT KICKING ATTEMPTS

#	Player	G	Made	Att.	Pct.
1	Radicic, Nicolas - IND	7	37	37	100.00
2	Lantz, Michael - USC	8	30	30	100.00
3	Fielding, Jayden - OSU	7	29	29	100.00
4	Stevens, Drew - Iowa	7	24	24	100.00
5	Barker, Ryan - PSU	7	24	24	100.00
6	Vakos, Nathaniel - Wisc	7	22	22	100.00
7	Sappington, Atticus - Oregon	8	20	21	95.24
8	Kesich, Dragan - MINN	7	19	20	95.00
9	Olano, David - Illini	7	18	18	100.00
10	Howes, Jack - MD	7	16	16	100.00

PUNT RETURN AVG (Minimum Games Played Pct. 75%)

#	Player	G	No.	Yds	TD	Long	Avg/g
1	Williams, Ke'Shawn - IND	7	1	22	0	22	22.00
2	Wetjen, Kaden - Iowa	7	11	191	1	85	17.36
3	Felton, Tai - MD	7	1	17	0	17	17.00

FIELD GOALS (Minimum Games Played Pct. 75%)

#	Player	G	Made	Att.	Long	Pct.	FG/G.
1	Kim, Jonathan - MSU	7	12	14	55	85.71	1.71
2	Bhaghani, Mateen - UCLA	8	12	16	57	75.00	1.50
3	Kesich, Dragan - MINN	7	10	12	51	83.33	1.43
4	Gross, Grady - UW	8	11	19	45	57.89	1.38
5	Olano, David - Illini	7	9	11	49	81.82	1.29
6	Porath, Spencer - Purdue	6	7	11	45	63.64	1.17
7	Zvada, Dominic - Mich	7	8	9	56	88.89	1.14
8	Barker, Ryan - PSU	7	8	9	44	88.89	1.14
9	Sappington, Atticus - Oregon	8	9	10	42	90.00	1.13
10	Stevens, Drew - Iowa	7	7	10	51	70.00	1.00

FIELD GOAL PCT (Minimum Games Played Pct. 75%)

#	Player	G	Made	Att.	Long	Pct.
1	Radicic, Nicolas - IND	7	6	6	41	100.00
2	Sappington, Atticus - Oregon	8	9	10	42	90.00
3	Zvada, Dominic - Mich	7	8	9	56	88.89
4	Barker, Ryan - PSU	7	8	9	44	88.89
5	Kim, Jonathan - MSU	7	12	14	55	85.71
6	Fielding, Jayden - OSU	7	6	7	46	85.71
7	Kesich, Dragan - MINN	7	10	12	51	83.33
8	Olano, David - Illini	7	9	11	49	81.82
9	Vakos, Nathaniel - Wisc	7	6	8	50	75.00
10	Patel, Jai - RU	7	6	8	49	75.00

FIELD GOALS ATTEMPTED

#	Player	G	Made	Att.	Long	Pct.
1	Gross, Grady - UW	8	11	19	45	57.89
2	Bhaghani, Mateen - UCLA	8	12	16	57	75.00
3	Kim, Jonathan - MSU	7	12	14	55	85.71
4	Kesich, Dragan - MINN	7	10	12	51	83.33
5	Olano, David - Illini	7	9	11	49	81.82
6	Porath, Spencer - Purdue	6	7	11	45	63.64
7	Lantz, Michael - USC	8	6	11	54	54.55
8	Hohl, John - Nebr	7	6	10	54	60.00
9	Stevens, Drew - Iowa	7	7	10	51	70.00
10	Sappington, Atticus - Oregon	8	9	10	42	90.00

FIELD GOALS MADE

#	Player	G	Made	Att.	Long	Pct.
1	Bhaghani, Mateen - UCLA	8	12	16	57	75.00
2	Kim, Jonathan - MSU	7	12	14	55	85.71
3	Gross, Grady - UW	8	11	19	45	57.89
4	Kesich, Dragan - MINN	7	10	12	51	83.33
5	Olano, David - Illini	7	9	11	49	81.82
6	Sappington, Atticus - Oregon	8	9	10	42	90.00
7	Barker, Ryan - PSU	7	8	9	44	88.89
8	Zvada, Dominic - Mich	7	8	9	56	88.89
9	Porath, Spencer - Purdue	6	7	11	45	63.64
10	Stevens, Drew - Iowa	7	7	10	51	70.00

KICK RETURN AVG (Minimum Games Played Pct. 75%)

#	Player	G	No.	Yds	TD	Long	Avg/g
1	Lemon, Makai - USC	7	8	255	0	80	31.88
2	Anthony II, Vinny - Wisc	7	6	190	0	74	31.67
3	Taylor, Joe - Mich	7	1	29	0	29	29.00



**2024-25 Big Ten Football
Extended Individual Statistics
In Conference games**

PUNT RETURNS (Minimum 1.2 Punt Returns/Game)

#	Player	G	No.	Yds	TD	Long	Avg/g
1	Price, Myles - IND	7	13	208	0	65	16.00
2	Tracy, Zion - PSU	7	12	64	0	14	5.33
3	Beatty, Hank - Illini	7	12	171	0	37	14.25
4	Wetjen, Kaden - Iowa	7	11	191	1	85	17.36
5	Perich, Koi - MINN	7	10	118	0	60	11.80
6	Henry, Tyrell - Wisc	2	3	17	0	9	5.67
7	Bryant Jr., Gary - Oregon	2	3	13	0	12	4.33

KICK RETURNS (Minimum 1.2 Total Kick Returns/Game)

#	Player	G	No.	Yds	TD	Long	Avg/g
1	Wetjen, Kaden - Iowa	7	16	393	0	39	24.56
2	Perich, Koi - MINN	7	12	225	0	27	18.75
3	Himon II, Joseph - NU	7	12	313	0	96	26.08
4	Reynolds, Keith - UW	8	10	227	0	50	22.70
5	Jones, Keegan - UCLA	8	10	187	0	24	18.70
6	Singleton, Nicholas - PSU	6	8	163	0	25	20.38
7	Marshall, Jordan - Mich	1	4	100	0	37	25.00

PUNT RETURN YARDS

#	Player	G	No.	Yds	TD	Long	Avg/g
1	Price, Myles - IND	7	13	208	0	65	16.00
2	Wetjen, Kaden - Iowa	7	11	191	1	85	17.36
3	Beatty, Hank - Illini	7	12	171	0	37	14.25
4	Perich, Koi - MINN	7	10	118	0	60	11.80
5	Wagner, Drew - NU	3	2	71	1	72	35.50
6	Tracy, Zion - PSU	7	12	64	0	14	5.33
7	Boston, Denzel - UW	8	7	61	0	25	8.71
8	Morgan, Semaj - Mich	6	6	60	0	19	10.00
9	Branch, Zachariah - USC	8	9	59	0	20	6.56
10	Wohler, Hunter - Wisc	7	6	54	0	15	9.00

KICK RETURN YARDS

#	Player	G	No.	Yds	TD	Long	Avg/g
1	Wetjen, Kaden - Iowa	7	16	393	0	39	24.56
2	Himon II, Joseph - NU	7	12	313	0	96	26.08
3	Lemon, Makai - USC	7	8	255	0	80	31.88
4	Reynolds, Keith - UW	8	10	227	0	50	22.70
5	Perich, Koi - MINN	7	12	225	0	27	18.75
6	Anthony II, Vinny - Wisc	7	6	190	0	74	31.67
7	Jones, Keegan - UCLA	8	10	187	0	24	18.70
8	Singleton, Nicholas - PSU	6	8	163	0	25	20.38
9	Wilcher, Kenari - Illini	7	7	141	0	27	20.14
10	Ngata, Daniyel - UW	8	5	105	0	30	21.00

PUNT RETURN TDS

#	Player	G	No.	Yds	TD	Long	Avg/g
1	Wagner, Drew - NU	3	2	71	1	72	35.50
2	Wetjen, Kaden - Iowa	7	11	191	1	85	17.36

KICK RETURN TDS

#	Player	G	No.	Yds	TD	Long	Avg/g
---	--------	---	-----	-----	----	------	-------

INTERCEPTIONS (Minimum Games Played Pct. 75%)

#	Player	G	No.	Yds	TD	Long	Avg/g
1	Perich, Koi - MINN	7	4	47	0	45	0.57
2	Breedlove, Kyndrich - Purdue	7	3	0	0	0	0.43
3	Schulte, Quinn - Iowa	7	3	23	0	15	0.43
4	Ferrell, Amare - IND	7	3	15	0	15	0.43
5	Reed, Jaylen - PSU	7	3	50	1	22	0.43
6	Johnson, Tysheem - Oregon	8	3	3	0	9	0.38
7	Bruener, Carson - UW	8	3	55	0	24	0.38
8	Hartzog Jr., Malcolm - Nebr	6	2	60	0	34	0.33
9	Brantley, Charles - MSU	6	2	1	0	1	0.33
10	Miller, Glendon - MD	6	2	28	0	28	0.33

INTERCEPTION RETURNS

#	Player	G	No.	Yds	TD	Long	Yds/i
1	Perich, Koi - MINN	7	4	47	0	45	11.75
2	Bruener, Carson - UW	8	3	55	0	24	18.33
3	Reed, Jaylen - PSU	7	3	50	1	22	16.67
4	Johnson, Tysheem - Oregon	8	3	3	0	9	1.00
5	Ferrell, Amare - IND	7	3	15	0	15	5.00
6	Breedlove, Kyndrich - Purdue	7	3	0	0	0	0.00
7	Schulte, Quinn - Iowa	7	3	23	0	15	7.67
8	Higgins, Jay - Iowa	7	2	10	0	10	5.00
9	Zachman, Preston - Wisc	7	2	8	0	8	4.00
10	Miller, Glendon - MD	6	2	28	0	28	14.00

INTERCEPTION RET YARDS

#	Player	G	No.	Yds	TD	Long	Yds/i
1	Addison, Bryan - UCLA	8	2	106	1	96	53.00
2	Johnson, Theran - NU	6	1	85	1	85	85.00
3	Asbury II, Shawn - IND	7	1	78	0	78	78.00
4	Ponds, D'Angelo - IND	7	2	67	1	67	33.50
5	Hartzog Jr., Malcolm - Nebr	6	2	60	0	34	30.00
6	Bruener, Carson - UW	8	3	55	0	24	18.33
7	Cobb, Mason - USC	8	1	55	1	55	55.00
8	Scruggs, Lavain - MD	7	1	51	0	51	51.00
9	Reed, Jaylen - PSU	7	3	50	1	22	16.67
10	Medrano, Kain - UCLA	8	2	49	1	38	24.50

INTERCEPTION RETURN TDS

#	Player	G	No.	Yds	TD	Long	Yds/i
1	Addison, Bryan - UCLA	8	2	106	1	96	53.00
2	Cobb, Mason - USC	8	1	55	1	55	55.00
3	Wright, Ceyair - Nebr	7	2	45	1	45	22.50
4	Reed, Jaylen - PSU	7	3	50	1	22	16.67
5	Walley, Justin - MINN	5	1	32	1	32	32.00
6	Bullock, John - Nebr	7	1	35	1	35	35.00
7	Johnson, Theran - NU	6	1	85	1	85	85.00
8	Johnson, Will - Mich	3	1	42	1	42	42.00
9	Ponds, D'Angelo - IND	7	2	67	1	67	33.50
10	Medrano, Kain - UCLA	8	2	49	1	38	24.50



**2024-25 Big Ten Football
Extended Individual Statistics
In Conference games**

TACKLES (All positions) (Minimum Games Played Pct. 75%)

#	Player	G	Pos	Solo	Ast	Total	Avg/g
1	Schwesinger, Carson - UCLA	8	LB	55	35	90	11.25
2	Higgins, Jay - Iowa	7	LB	30	43	73	10.43
3	Fisher, Aiden - IND	7	LB	29	40	69	9.86
4	Djabome, Dariel - RU	7	LB	34	30	64	9.14
5	Bruener, Carson - UW	8	LB	35	36	71	8.88
6	Mascarenas-Arnold, Easton - USC	8	LB	39	30	69	8.63
7	Lindenberg, Cody - MINN	7	LB	31	29	60	8.57
8	Thieneman, Dillon - Purdue	7	DB	42	17	59	8.43
9	Jackson, Nick - Iowa	7	LB	29	30	59	8.43
10	Rosiek, Dylan - Illini	6	LB	20	29	49	8.17
11	Hausmann, Ernest - Mich	7	LB	36	20	56	8.00
12	Uihlein, Mac - NU	7	LB	36	19	55	7.86
13	Simon, Cody - OSU	7	LB	24	24	48	6.86
14	Cobb, Mason - USC	8	LB	26	28	54	6.75
15	Wohler, Hunter - Wisc	7	S	33	13	46	6.57
16	Styles, Sonny - OSU	7	LB	24	22	46	6.57
17	Jacas, Gabe - Illini	7	LB	23	22	45	6.43
18	Bailey, Matthew - Illini	7	DB	21	24	45	6.43
19	Barham, Jaishawn - Mich	7	LB	29	16	45	6.43
20	Tuputala, Alphonzo - UW	8	LB	29	22	51	6.38
21	Wheatley, Zakee - PSU	7	S	33	11	44	6.29
22	Powell, Tyreem - RU	6	LB	18	19	37	6.17
23	Walker, Jailin - IND	7	LB	20	23	43	6.14
24	Singleton, DeShon - Nebr	7	DB	31	11	42	6.00
25	Turner, Jordan - MSU	7	LB	18	24	42	6.00
26	Gifford, Isaac - Nebr	7	DB	20	22	42	6.00
27	Brown, Kerry - MINN	6	DB	19	17	36	6.00
28	Jenkins, Kydran - Purdue	7	LB	27	15	42	6.00
29	Smith, Jaylin - USC	7	CB	27	14	41	5.86
30	Chaney, Jake - Wisc	7	LB	18	23	41	5.86
31	Loyal, Shaquan - RU	7	DB	26	15	41	5.86
32	Medrano, Kain - UCLA	8	LB	29	17	46	5.75
33	Bullock, John - Nebr	7	LB	22	18	40	5.71
34	Dixon, Flip - RU	7	DB	20	20	40	5.71
35	Alliegro, Christian - Wisc	7	LB	25	15	40	5.71
36	Spencer, Malik - MSU	6	S	23	11	34	5.67
37	King, Kobe - PSU	7	LB	22	17	39	5.57
38	Boettcher, Bryce - Oregon	8	LB	28	16	44	5.50
39	Reed, Jaylen - PSU	7	S	27	11	38	5.43
40	Hyppolite II, Ruben - MD	7	LB	17	21	38	5.43
41	Oladejo, Oluwafemi - UCLA	8	LB	23	20	43	5.38
42	Asbury II, Shawn - IND	7	DB	15	22	37	5.29
43	Downs, Caleb - OSU	7	DB	24	13	37	5.29
44	Ramsey, Kamari - USC	6	S	26	5	31	5.17
45	Ponds, D'Angelo - IND	7	CB	24	12	36	5.14
46	Thomas, Jaheim - Wisc	7	LB	18	18	36	5.14
47	Karlaftis, Yanni - Purdue	7	LB	23	13	36	5.14
48	Zachman, Preston - Wisc	7	S	22	14	36	5.14
49	Haladay, Cal - MSU	7	LB	22	14	36	5.14
50	Igbinosun, Desmond - RU	7	DB	15	21	36	5.14

SACKS (Minimum Games Played Pct. 75%)

#	Player	G	Pos	Solo	Ast	Total	Avg/g
1	Jacas, Gabe - Illini	7	LB	6	2	7	1.00
2	Carter, Abdul - PSU	7	LB	7	0	7	1.00
3	Kamara, Mikail - IND	7	DL	6	1	6.5	0.93
4	Uiagalelei, Matayo - Oregon	8	DE	6	1	6.5	0.81
5	Stewart, Josaiah - Mich	6	DE	4	1	4.5	0.75
6	Guy, T.J. - Mich	7	DE	4	1	4.5	0.64
7	Joyner, Jah - MINN	7	DL	4	0	4	0.57
8	Robinson, Ty - Nebr	7	DL	4	0	4	0.57
9	Williams, James - Nebr	7	DL	4	0	4	0.57
10	Styles, Sonny - OSU	7	LB	4	0	4	0.57

TACKLES FOR LOSS (Minimum 1.25 Total Tackles For Loss/Game, Games Played Pct. 75%)

#	Player	G	Pos	Solo	Ast	Total	Avg/g
1	Carter, Abdul - PSU	7	LB	13	4	15	2.14
2	Kamara, Mikail - IND	7	DL	8	5	10.5	1.50
3	Oladejo, Oluwafemi - UCLA	8	LB	10	2	11	1.38
4	Stewart, Josaiah - Mich	6	DE	6	3	7.5	1.25

FUMBLES FORCED (Minimum Games Played Pct. 75%)

#	Player	G	No.	Avg/g
1	Wyatt, Kellan - MD	6	2	0.33
2	Stewart, Josaiah - Mich	6	2	0.33
3	Metz, Greyson - NU	7	2	0.29
4	Carter, Abdul - PSU	7	2	0.29
5	Sawyer, Jack - OSU	7	2	0.29
6	Jacas, Gabe - Illini	7	2	0.29
7	Graves, Aaron - Iowa	7	2	0.29
8	Hancock, Jordan - OSU	7	2	0.29
9	Bassa, Jeffrey - Oregon	8	2	0.25
10	Green, Nyland - Purdue	6	1	0.17

FUMBLES RECOVERED (Minimum Games Played Pct. 75%)

#	Player	G	No.	Avg/g
1	Kamara, Mikail - IND	7	3	0.43
2	Gbayor, Mikai - Nebr	7	2	0.29
3	Sawyer, Jack - OSU	7	2	0.29
4	Grant, Kenneth - Mich	7	2	0.29
5	Miller, Glendon - MD	6	1	0.17
6	Walters, Damon - NU	6	1	0.17
7	Hood, Malachi - Illini	6	1	0.17
8	Higgins, Jay - Iowa	7	1	0.14
9	Pfeiffer, Cayson - Wisc	7	1	0.14
10	Charleston, CJ - Mich	7	1	0.14

PASSES DEFENDED (Minimum Games Played Pct. 75%)

#	Player	G	Brup	Int.	Total	Avg/g
1	Johnson, Theran - NU	6	7	1	8	1.33
2	Longerbeam, Robert - RU	6	7	0	7	1.17
3	Ponds, D'Angelo - IND	7	5	2	7	1.00
4	Loyal, Shaquan - RU	7	6	1	7	1.00
5	Brantley, Charles - MSU	6	4	2	6	1.00
6	Berry, Zeke - Mich	7	6	1	7	1.00
7	Wright, Ceyair - Nebr	7	5	2	7	1.00
8	Hill, Jyaire - Mich	6	5	1	6	1.00
9	Bruener, Carson - UW	8	4	3	7	0.88
10	Fourqurean, Nyzier - Wisc	7	5	1	6	0.86



**2024-25 Big Ten Football
Extended Team Leaders
In Conference games**

SCORING OFFENSE

Team	G	TD	FG	XPT	2XP	DXP	Saf	Pts	Avg/G
Indiana	7	37	6	37	0	0	1	279	39.86
Oregon	8	33	11	28	2	0	0	263	32.88
Ohio St.	7	29	6	29	0	0	0	221	31.57
Penn St.	7	26	8	26	0	0	0	206	29.43
Southern California	8	30	6	30	0	0	0	228	28.5
Iowa	7	25	7	24	0	0	1	197	28.14
Minnesota	7	21	10	19	0	0	0	175	25
Wisconsin	7	22	6	22	0	0	1	174	24.86
Illinois	7	21	9	18	1	0	0	173	24.71
Maryland	7	19	5	16	2	0	0	149	21.29
Washington	8	19	11	16	1	0	0	165	20.63
Rutgers	7	18	6	14	1	0	1	144	20.57
UCLA	8	17	12	15	1	0	0	155	19.38
Michigan	7	16	8	12	1	0	0	134	19.14
Nebraska	7	16	6	14	1	0	0	130	18.57
Michigan St.	7	12	12	11	0	0	0	119	17
Northwestern	7	13	8	12	0	0	1	116	16.57
Purdue	7	10	8	7	2	0	0	95	13.57

TOTAL DEFENSE

Team	G	Rush	Pass	Plays	Yards	Avg/P	TD	Avg/G
Ohio St.	7	707	1261	407	1968	4.84	8	281.14
Oregon	8	903	1363	485	2266	4.67	11	283.25
Indiana	7	520	1476	444	1996	4.5	13	285.14
Penn St.	7	732	1307	422	2039	4.83	9	291.29
Washington	8	1309	1293	520	2602	5	22	325.25
Wisconsin	7	1193	1167	453	2360	5.21	15	337.14
UCLA	8	853	1878	491	2731	5.56	29	341.38
Iowa	7	999	1400	454	2399	5.28	14	342.71
Minnesota	7	975	1430	455	2405	5.29	19	343.57
Michigan	7	814	1625	456	2439	5.35	20	348.43
Nebraska	7	894	1554	423	2448	5.79	23	349.71
Michigan St.	7	996	1605	432	2601	6.02	29	371.57
Southern California	8	1116	1920	539	3036	5.63	22	379.5
Northwestern	7	973	1773	476	2746	5.77	22	392.29
Illinois	7	1104	1704	465	2808	6.04	21	401.14
Maryland	7	868	2002	465	2870	6.17	29	410
Rutgers	7	1000	2006	477	3006	6.3	25	429.43
Purdue	7	1226	2154	461	3380	7.33	36	482.86

SCORING DEFENSE

Team	G	TD	FG	XPT	2XP	DXP	Saf	Pts	Avg/G
Ohio St.	7	9	7	6	1	0	0	83	11.86
Penn St.	7	9	11	8	1	0	0	97	13.86
Oregon	8	12	9	10	1	0	0	111	13.88
Indiana	7	13	8	12	0	0	0	114	16.29
Wisconsin	7	17	7	17	0	0	0	140	20
Iowa	7	16	10	15	0	0	0	141	20.14
Minnesota	7	19	8	18	0	0	1	158	22.57
Washington	8	23	9	22	0	0	1	189	23.63
Michigan	7	20	10	19	1	0	0	171	24.43
Southern California	8	24	11	19	2	0	0	200	25
Nebraska	7	24	4	24	0	0	0	180	25.71
Illinois	7	22	9	17	2	0	0	180	25.71
Rutgers	7	25	4	23	1	0	0	187	26.71
Northwestern	7	23	8	23	0	0	2	189	27
UCLA	8	29	8	24	1	0	0	224	28
Michigan St.	7	29	6	26	1	0	1	222	31.71
Maryland	7	32	9	31	1	0	0	252	36
Purdue	7	38	7	36	0	0	0	285	40.71

TOTAL OFFENSE PLAYS

Team	G	Rush	Pass	Plays	Yards	Avg/P	TD	Avg/G
Southern California	8	1183	2207	550	3390	6.16	29	423.75
Oregon	8	1373	2166	548	3539	6.46	32	442.38
Washington	8	1018	1907	525	2925	5.57	19	365.63
Maryland	7	620	2075	523	2695	5.15	19	385
UCLA	8	769	1799	493	2568	5.21	15	321
Rutgers	7	927	1482	479	2409	5.03	18	344.14
Nebraska	7	729	1504	473	2233	4.72	14	319
Indiana	7	988	1919	456	2907	6.38	36	415.29
Wisconsin	7	1177	1391	454	2568	5.66	22	366.86
Illinois	7	960	1477	445	2437	5.48	21	348.14
Penn St.	7	1235	1693	444	2928	6.59	24	418.29
Ohio St.	7	1115	1743	442	2858	6.47	28	408.29
Minnesota	7	657	1624	440	2281	5.18	20	325.86
Michigan St.	7	653	1683	438	2336	5.33	12	333.71
Michigan	7	1026	887	421	1913	4.54	15	273.29
Northwestern	7	574	1204	406	1778	4.38	10	254
Purdue	7	826	1296	403	2122	5.27	9	303.14
Iowa	7	1352	861	385	2213	5.75	24	316.14



**2024-25 Big Ten Football
Extended Team Leaders
In Conference games**

TOUCHDOWNS SCORED

Team	G	TD	FG	XPT	2XP	DXP	Saf	Pts	Avg/G
Indiana	7	37	6	37	0	0	1	279	39.86
Oregon	8	33	11	28	2	0	0	263	32.88
Southern California	8	30	6	30	0	0	0	228	28.5
Ohio St.	7	29	6	29	0	0	0	221	31.57
Penn St.	7	26	8	26	0	0	0	206	29.43
Iowa	7	25	7	24	0	0	1	197	28.14
Wisconsin	7	22	6	22	0	0	1	174	24.86
Minnesota	7	21	10	19	0	0	0	175	25
Illinois	7	21	9	18	1	0	0	173	24.71
Washington	8	19	11	16	1	0	0	165	20.63
Maryland	7	19	5	16	2	0	0	149	21.29
Rutgers	7	18	6	14	1	0	1	144	20.57
UCLA	8	17	12	15	1	0	0	155	19.38
Nebraska	7	16	6	14	1	0	0	130	18.57
Michigan	7	16	8	12	1	0	0	134	19.14
Northwestern	7	13	8	12	0	0	1	116	16.57
Michigan St.	7	12	12	11	0	0	0	119	17
Purdue	7	10	8	7	2	0	0	95	13.57

TOTAL OFFENSE YARDS

Team	G	Rush	Pass	Plays	Yards	Avg/P	TD	Avg/G
Oregon	8	1373	2166	548	3539	6.46	32	442.38
Southern California	8	1183	2207	550	3390	6.16	29	423.75
Penn St.	7	1235	1693	444	2928	6.59	24	418.29
Washington	8	1018	1907	525	2925	5.57	19	365.63
Indiana	7	988	1919	456	2907	6.38	36	415.29
Ohio St.	7	1115	1743	442	2858	6.47	28	408.29
Maryland	7	620	2075	523	2695	5.15	19	385
Wisconsin	7	1177	1391	454	2568	5.66	22	366.86
UCLA	8	769	1799	493	2568	5.21	15	321
Illinois	7	960	1477	445	2437	5.48	21	348.14
Rutgers	7	927	1482	479	2409	5.03	18	344.14
Michigan St.	7	653	1683	438	2336	5.33	12	333.71
Minnesota	7	657	1624	440	2281	5.18	20	325.86
Nebraska	7	729	1504	473	2233	4.72	14	319
Iowa	7	1352	861	385	2213	5.75	24	316.14
Purdue	7	826	1296	403	2122	5.27	9	303.14
Michigan	7	1026	887	421	1913	4.54	15	273.29
Northwestern	7	574	1204	406	1778	4.38	10	254

PTS SCORED KICKING

Team	G	TD	FG	XPT	2XP	DXP	Saf	Pts	Avg/G
Indiana	7	37	6	37	0	0	1	279	39.86
Oregon	8	33	11	28	2	0	0	263	32.88
Southern California	8	30	6	30	0	0	0	228	28.5
Ohio St.	7	29	6	29	0	0	0	221	31.57
Penn St.	7	26	8	26	0	0	0	206	29.43
Iowa	7	25	7	24	0	0	1	197	28.14
Minnesota	7	21	10	19	0	0	0	175	25
Wisconsin	7	22	6	22	0	0	1	174	24.86
Illinois	7	21	9	18	1	0	0	173	24.71
Washington	8	19	11	16	1	0	0	165	20.63
UCLA	8	17	12	15	1	0	0	155	19.38
Maryland	7	19	5	16	2	0	0	149	21.29
Rutgers	7	18	6	14	1	0	1	144	20.57
Michigan	7	16	8	12	1	0	0	134	19.14
Nebraska	7	16	6	14	1	0	0	130	18.57
Michigan St.	7	12	12	11	0	0	0	119	17
Northwestern	7	13	8	12	0	0	1	116	16.57
Purdue	7	10	8	7	2	0	0	95	13.57

TOTAL OFF. AVG/PLAY

Team	G	Rush	Pass	Plays	Yards	Avg/P	TD	Avg/G
Penn St.	7	1235	1693	444	2928	6.59	24	418.29
Ohio St.	7	1115	1743	442	2858	6.47	28	408.29
Oregon	8	1373	2166	548	3539	6.46	32	442.38
Indiana	7	988	1919	456	2907	6.38	36	415.29
Southern California	8	1183	2207	550	3390	6.16	29	423.75
Iowa	7	1352	861	385	2213	5.75	24	316.14
Wisconsin	7	1177	1391	454	2568	5.66	22	366.86
Washington	8	1018	1907	525	2925	5.57	19	365.63
Illinois	7	960	1477	445	2437	5.48	21	348.14
Michigan St.	7	653	1683	438	2336	5.33	12	333.71
Purdue	7	826	1296	403	2122	5.27	9	303.14
UCLA	8	769	1799	493	2568	5.21	15	321
Minnesota	7	657	1624	440	2281	5.18	20	325.86
Maryland	7	620	2075	523	2695	5.15	19	385
Rutgers	7	927	1482	479	2409	5.03	18	344.14
Nebraska	7	729	1504	473	2233	4.72	14	319
Michigan	7	1026	887	421	1913	4.54	15	273.29
Northwestern	7	574	1204	406	1778	4.38	10	254



**2024-25 Big Ten Football
Extended Team Leaders
In Conference games**

TOTAL OFFENSE

Team	G	Rush	Pass	Plays	Yards	Avg/P	TD	Avg/G
Oregon	8	1373	2166	548	3539	6.46	32	442.38
Southern California	8	1183	2207	550	3390	6.16	29	423.75
Penn St.	7	1235	1693	444	2928	6.59	24	418.29
Indiana	7	988	1919	456	2907	6.38	36	415.29
Ohio St.	7	1115	1743	442	2858	6.47	28	408.29
Maryland	7	620	2075	523	2695	5.15	19	385
Wisconsin	7	1177	1391	454	2568	5.66	22	366.86
Washington	8	1018	1907	525	2925	5.57	19	365.63
Illinois	7	960	1477	445	2437	5.48	21	348.14
Rutgers	7	927	1482	479	2409	5.03	18	344.14
Michigan St.	7	653	1683	438	2336	5.33	12	333.71
Minnesota	7	657	1624	440	2281	5.18	20	325.86
UCLA	8	769	1799	493	2568	5.21	15	321
Nebraska	7	729	1504	473	2233	4.72	14	319
Iowa	7	1352	861	385	2213	5.75	24	316.14
Purdue	7	826	1296	403	2122	5.27	9	303.14
Michigan	7	1026	887	421	1913	4.54	15	273.29
Northwestern	7	574	1204	406	1778	4.38	10	254

TOTAL OFFENSE TDS

Team	G	Rush	Pass	Plays	Yards	Avg/P	TD	Avg/G
Indiana	7	988	1919	456	2907	6.38	36	415.29
Oregon	8	1373	2166	548	3539	6.46	32	442.38
Southern California	8	1183	2207	550	3390	6.16	29	423.75
Ohio St.	7	1115	1743	442	2858	6.47	28	408.29
Penn St.	7	1235	1693	444	2928	6.59	24	418.29
Iowa	7	1352	861	385	2213	5.75	24	316.14
Wisconsin	7	1177	1391	454	2568	5.66	22	366.86
Illinois	7	960	1477	445	2437	5.48	21	348.14
Minnesota	7	657	1624	440	2281	5.18	20	325.86
Washington	8	1018	1907	525	2925	5.57	19	365.63
Maryland	7	620	2075	523	2695	5.15	19	385
Rutgers	7	927	1482	479	2409	5.03	18	344.14
UCLA	8	769	1799	493	2568	5.21	15	321
Michigan	7	1026	887	421	1913	4.54	15	273.29
Nebraska	7	729	1504	473	2233	4.72	14	319
Michigan St.	7	653	1683	438	2336	5.33	12	333.71
Northwestern	7	574	1204	406	1778	4.38	10	254
Purdue	7	826	1296	403	2122	5.27	9	303.14

RUSHING OFFENSE

Team	G	Att	Yards	Avg/A	Long	TD	Avg/G
Iowa	7	256	1352	5.28	75	20	193.14
Penn St.	7	246	1235	5.02	78	14	176.43
Oregon	8	286	1373	4.8	41	16	171.63
Wisconsin	7	245	1177	4.8	55	14	168.14
Ohio St.	7	247	1115	4.51	53	9	159.29
Southern California	8	218	1183	5.43	75	10	147.88
Michigan	7	257	1026	3.99	63	9	146.57
Indiana	7	251	988	3.94	43	16	141.14
Illinois	7	240	960	4	42	9	137.14
Rutgers	7	246	927	3.77	40	10	132.43
Washington	8	256	1018	3.98	46	9	127.25
Purdue	7	218	826	3.79	35	3	118
Nebraska	7	232	729	3.14	38	8	104.14
UCLA	8	238	769	3.23	57	3	96.13
Minnesota	7	190	657	3.46	51	9	93.86
Michigan St.	7	228	653	2.86	34	3	93.29
Maryland	7	200	620	3.1	75	8	88.57
Northwestern	7	197	574	2.91	51	7	82

RUSHING TDS

Team	G	Att	Yards	Avg/A	Long	TD	Avg/G
Iowa	7	256	1352	5.28	75	20	193.14
Oregon	8	286	1373	4.8	41	16	171.63
Indiana	7	251	988	3.94	43	16	141.14
Wisconsin	7	245	1177	4.8	55	14	168.14
Penn St.	7	246	1235	5.02	78	14	176.43
Southern California	8	218	1183	5.43	75	10	147.88
Rutgers	7	246	927	3.77	40	10	132.43
Washington	8	256	1018	3.98	46	9	127.25
Ohio St.	7	247	1115	4.51	53	9	159.29
Minnesota	7	190	657	3.46	51	9	93.86
Michigan	7	257	1026	3.99	63	9	146.57
Illinois	7	240	960	4	42	9	137.14
Nebraska	7	232	729	3.14	38	8	104.14
Maryland	7	200	620	3.1	75	8	88.57
Northwestern	7	197	574	2.91	51	7	82
UCLA	8	238	769	3.23	57	3	96.13
Purdue	7	218	826	3.79	35	3	118
Michigan St.	7	228	653	2.86	34	3	93.29



**2024-25 Big Ten Football
Extended Team Leaders
In Conference games**

RUSHING DEFENSE

Team	G	Att	Yards	Avg/A	Long	TD	Avg/G
Indiana	7	204	520	2.55	75	7	74.29
Ohio St.	7	216	707	3.27	38	5	101
Penn St.	7	213	732	3.44	75	2	104.57
UCLA	8	247	853	3.45	30	16	106.63
Oregon	8	252	903	3.58	53	5	112.88
Michigan	7	226	814	3.6	65	9	116.29
Maryland	7	228	868	3.81	51	11	124
Nebraska	7	228	894	3.92	57	6	127.71
Northwestern	7	245	973	3.97	41	13	139
Minnesota	7	235	975	4.15	42	10	139.29
Southern California	8	262	1116	4.26	63	15	139.5
Michigan St.	7	220	996	4.53	75	13	142.29
Iowa	7	222	999	4.5	31	2	142.71
Rutgers	7	216	1000	4.63	55	14	142.86
Illinois	7	246	1104	4.49	34	9	157.71
Washington	8	287	1309	4.56	78	12	163.63
Wisconsin	7	258	1193	4.62	35	9	170.43
Purdue	7	246	1226	4.98	51	19	175.14

PASS EFFICIENCY

Team	G	Comp-Att-Int	Pct.	Yds	Avg/G	TD	Effic
Indiana	7	143 - 205 - 5	69.76	1919	274.14	20	175.71
Ohio St.	7	140 - 195 - 4	71.79	1743	249.00	19	174.93
Penn St.	7	143 - 198 - 4	72.22	1693	241.86	10	156.67
Oregon	8	183 - 262 - 6	69.85	2166	270.75	16	154.86
Michigan St.	7	137 - 210 - 6	65.24	1683	240.43	9	140.99
Illinois	7	122 - 205 - 3	59.51	1477	211.00	12	136.42
UCLA	8	172 - 255 - 8	67.45	1799	224.88	12	135.97
Washington	8	186 - 269 - 7	69.14	1907	238.38	10	135.76
Minnesota	7	165 - 250 - 3	66.00	1624	232.00	11	132.69
Southern California	8	210 - 332 - 10	63.25	2207	275.88	19	131.95
Purdue	7	106 - 185 - 3	57.30	1296	185.14	6	123.60
Maryland	7	199 - 323 - 8	61.61	2075	296.43	11	121.86
Iowa	7	77 - 129 - 5	59.69	861	123.00	4	118.24
Wisconsin	7	117 - 209 - 9	55.98	1391	198.71	8	115.91
Nebraska	7	147 - 241 - 10	61.00	1504	214.86	6	113.33
Rutgers	7	123 - 233 - 5	52.79	1482	211.71	8	113.26
Michigan	7	93 - 164 - 3	56.71	887	126.71	6	110.55
Northwestern	7	111 - 209 - 5	53.11	1204	172.00	3	101.45

YARDS PER RUSH

Team	G	Att	Yards	Avg/A	Long	TD	Avg/G
Southern California	8	218	1183	5.43	75	10	147.88
Iowa	7	256	1352	5.28	75	20	193.14
Penn St.	7	246	1235	5.02	78	14	176.43
Wisconsin	7	245	1177	4.8	55	14	168.14
Oregon	8	286	1373	4.8	41	16	171.63
Ohio St.	7	247	1115	4.51	53	9	159.29
Illinois	7	240	960	4	42	9	137.14
Michigan	7	257	1026	3.99	63	9	146.57
Washington	8	256	1018	3.98	46	9	127.25
Indiana	7	251	988	3.94	43	16	141.14
Purdue	7	218	826	3.79	35	3	118
Rutgers	7	246	927	3.77	40	10	132.43
Minnesota	7	190	657	3.46	51	9	93.86
UCLA	8	238	769	3.23	57	3	96.13
Nebraska	7	232	729	3.14	38	8	104.14
Maryland	7	200	620	3.1	75	8	88.57
Northwestern	7	197	574	2.91	51	7	82
Michigan St.	7	228	653	2.86	34	3	93.29

PASS DEFENSE EFFIC.

Team	G	Comp-Att-Int	Pct.	Yds	Avg/G	TD	Effic
Oregon	8	129 - 233 - 8	55.36	1363	170.38	6	106.13
Washington	8	131 - 233 - 7	56.22	1293	161.63	10	110.99
Indiana	7	147 - 240 - 8	61.25	1476	210.86	6	114.49
Ohio St.	7	118 - 191 - 5	61.78	1261	180.14	3	117.19
Wisconsin	7	117 - 195 - 3	60.00	1167	166.71	6	117.35
Penn St.	7	127 - 209 - 5	60.77	1307	186.71	7	119.56
Minnesota	7	132 - 220 - 9	60.00	1430	204.29	9	119.92
Iowa	7	150 - 232 - 11	64.66	1400	200.00	12	122.93
Southern California	8	184 - 277 - 7	66.43	1920	240.00	7	127.94
Michigan	7	143 - 230 - 4	62.17	1625	232.14	11	133.83
Northwestern	7	145 - 231 - 3	62.77	1773	253.29	9	137.50
UCLA	8	162 - 244 - 8	66.39	1878	234.75	13	142.07
Rutgers	7	172 - 261 - 3	65.90	2006	286.57	11	142.07
Illinois	7	142 - 219 - 3	64.84	1704	243.43	12	145.54
Michigan St.	7	136 - 212 - 5	64.15	1605	229.29	16	147.93
Nebraska	7	133 - 195 - 6	68.21	1554	222.00	17	157.76
Maryland	7	159 - 237 - 5	67.09	2002	286.00	18	158.89
Purdue	7	147 - 215 - 4	68.37	2154	307.71	17	174.90



2024-25 Big Ten Football Extended Team Leaders In Conference games

Page 5/21
as of Nov 21, 2024

RUSH ATTEMPTS

Team	G	Att	Yards	Avg/A	Long	TD	Avg/G
Oregon	8	286	1373	4.8	41	16	171.63
Michigan	7	257	1026	3.99	63	9	146.57
Washington	8	256	1018	3.98	46	9	127.25
Iowa	7	256	1352	5.28	75	20	193.14
Indiana	7	251	988	3.94	43	16	141.14
Ohio St.	7	247	1115	4.51	53	9	159.29
Rutgers	7	246	927	3.77	40	10	132.43
Penn St.	7	246	1235	5.02	78	14	176.43
Wisconsin	7	245	1177	4.8	55	14	168.14
Illinois	7	240	960	4	42	9	137.14
UCLA	8	238	769	3.23	57	3	96.13
Nebraska	7	232	729	3.14	38	8	104.14
Michigan St.	7	228	653	2.86	34	3	93.29
Southern California	8	218	1183	5.43	75	10	147.88
Purdue	7	218	826	3.79	35	3	118
Maryland	7	200	620	3.1	75	8	88.57
Northwestern	7	197	574	2.91	51	7	82
Minnesota	7	190	657	3.46	51	9	93.86

RUSH YARDS

Team	G	Att	Yards	Avg/A	Long	TD	Avg/G
Oregon	8	286	1373	4.8	41	16	171.63
Iowa	7	256	1352	5.28	75	20	193.14
Penn St.	7	246	1235	5.02	78	14	176.43
Southern California	8	218	1183	5.43	75	10	147.88
Wisconsin	7	245	1177	4.8	55	14	168.14
Ohio St.	7	247	1115	4.51	53	9	159.29
Michigan	7	257	1026	3.99	63	9	146.57
Washington	8	256	1018	3.98	46	9	127.25
Indiana	7	251	988	3.94	43	16	141.14
Illinois	7	240	960	4	42	9	137.14
Rutgers	7	246	927	3.77	40	10	132.43
Purdue	7	218	826	3.79	35	3	118
UCLA	8	238	769	3.23	57	3	96.13
Nebraska	7	232	729	3.14	38	8	104.14
Minnesota	7	190	657	3.46	51	9	93.86
Michigan St.	7	228	653	2.86	34	3	93.29
Maryland	7	200	620	3.1	75	8	88.57
Northwestern	7	197	574	2.91	51	7	82



**2024-25 Big Ten Football
Extended Team Leaders
In Conference games**

PASS OFFENSE

Team	G	Comp-Att-Int	Pct.	Yds	Avg/A	TD	Avg/G
Maryland	7	199 - 323 - 8	61.61	2075	6.42	11	296.43
Southern California	8	210 - 332 - 10	63.25	2207	6.65	19	275.88
Indiana	7	143 - 205 - 5	69.76	1919	9.36	20	274.14
Oregon	8	183 - 262 - 6	69.85	2166	8.27	16	270.75
Ohio St.	7	140 - 195 - 4	71.79	1743	8.94	19	249.00
Penn St.	7	143 - 198 - 4	72.22	1693	8.55	10	241.86
Michigan St.	7	137 - 210 - 6	65.24	1683	8.01	9	240.43
Washington	8	186 - 269 - 7	69.14	1907	7.09	10	238.38
Minnesota	7	165 - 250 - 3	66.00	1624	6.50	11	232.00
UCLA	8	172 - 255 - 8	67.45	1799	7.05	12	224.88
Nebraska	7	147 - 241 - 10	61.00	1504	6.24	6	214.86
Rutgers	7	123 - 233 - 5	52.79	1482	6.36	8	211.71
Illinois	7	122 - 205 - 3	59.51	1477	7.20	12	211.00
Wisconsin	7	117 - 209 - 9	55.98	1391	6.66	8	198.71
Purdue	7	106 - 185 - 3	57.30	1296	7.01	6	185.14
Northwestern	7	111 - 209 - 5	53.11	1204	5.76	3	172.00
Michigan	7	93 - 164 - 3	56.71	887	5.41	6	126.71
Iowa	7	77 - 129 - 5	59.69	861	6.67	4	123.00

PASS COMP. PCT

Team	G	Comp-Att-Int	Pct.	Yds	Avg/A	TD	Avg/G
Penn St.	7	143 - 198 - 4	72.22	1693	8.55	10	241.86
Ohio St.	7	140 - 195 - 4	71.79	1743	8.94	19	249.00
Oregon	8	183 - 262 - 6	69.85	2166	8.27	16	270.75
Indiana	7	143 - 205 - 5	69.76	1919	9.36	20	274.14
Washington	8	186 - 269 - 7	69.14	1907	7.09	10	238.38
UCLA	8	172 - 255 - 8	67.45	1799	7.05	12	224.88
Minnesota	7	165 - 250 - 3	66.00	1624	6.50	11	232.00
Michigan St.	7	137 - 210 - 6	65.24	1683	8.01	9	240.43
Southern California	8	210 - 332 - 10	63.25	2207	6.65	19	275.88
Maryland	7	199 - 323 - 8	61.61	2075	6.42	11	296.43
Nebraska	7	147 - 241 - 10	61.00	1504	6.24	6	214.86
Iowa	7	77 - 129 - 5	59.69	861	6.67	4	123.00
Illinois	7	122 - 205 - 3	59.51	1477	7.20	12	211.00
Purdue	7	106 - 185 - 3	57.30	1296	7.01	6	185.14
Michigan	7	93 - 164 - 3	56.71	887	5.41	6	126.71
Wisconsin	7	117 - 209 - 9	55.98	1391	6.66	8	198.71
Northwestern	7	111 - 209 - 5	53.11	1204	5.76	3	172.00
Rutgers	7	123 - 233 - 5	52.79	1482	6.36	8	211.71

PASS DEFENSE

Team	G	Comp-Att-Int	Pct.	Yds	Avg/A	TD	Avg/G
Washington	8	131 - 233 - 7	56.22	1293	5.55	10	161.63
Wisconsin	7	117 - 195 - 3	60.00	1167	5.98	6	166.71
Oregon	8	129 - 233 - 8	55.36	1363	5.85	6	170.38
Ohio St.	7	118 - 191 - 5	61.78	1261	6.60	3	180.14
Penn St.	7	127 - 209 - 5	60.77	1307	6.25	7	186.71
Iowa	7	150 - 232 - 11	64.66	1400	6.03	12	200.00
Minnesota	7	132 - 220 - 9	60.00	1430	6.50	9	204.29
Indiana	7	147 - 240 - 8	61.25	1476	6.15	6	210.86
Nebraska	7	133 - 195 - 6	68.21	1554	7.97	17	222.00
Michigan St.	7	136 - 212 - 5	64.15	1605	7.57	16	229.29
Michigan	7	143 - 230 - 4	62.17	1625	7.07	11	232.14
UCLA	8	162 - 244 - 8	66.39	1878	7.70	13	234.75
Southern California	8	184 - 277 - 7	66.43	1920	6.93	7	240.00
Illinois	7	142 - 219 - 3	64.84	1704	7.78	12	243.43
Northwestern	7	145 - 231 - 3	62.77	1773	7.68	9	253.29
Maryland	7	159 - 237 - 5	67.09	2002	8.45	18	286.00
Rutgers	7	172 - 261 - 3	65.90	2006	7.69	11	286.57
Purdue	7	147 - 215 - 4	68.37	2154	10.02	17	307.71

PASS YDS/COMP.

Team	G	Comp-Att-Int	Pct.	Yds	Avg/A	TD	Avg/G
Indiana	7	143 - 205 - 5	69.76	1919	9.36	20	274.14
Ohio St.	7	140 - 195 - 4	71.79	1743	8.94	19	249.00
Penn St.	7	143 - 198 - 4	72.22	1693	8.55	10	241.86
Oregon	8	183 - 262 - 6	69.85	2166	8.27	16	270.75
Michigan St.	7	137 - 210 - 6	65.24	1683	8.01	9	240.43
Illinois	7	122 - 205 - 3	59.51	1477	7.20	12	211.00
UCLA	8	172 - 255 - 8	67.45	1799	7.05	12	224.88
Washington	8	186 - 269 - 7	69.14	1907	7.09	10	238.38
Minnesota	7	165 - 250 - 3	66.00	1624	6.50	11	232.00
Southern California	8	210 - 332 - 10	63.25	2207	6.65	19	275.88
Purdue	7	106 - 185 - 3	57.30	1296	7.01	6	185.14
Maryland	7	199 - 323 - 8	61.61	2075	6.42	11	296.43
Iowa	7	77 - 129 - 5	59.69	861	6.67	4	123.00
Wisconsin	7	117 - 209 - 9	55.98	1391	6.66	8	198.71
Nebraska	7	147 - 241 - 10	61.00	1504	6.24	6	214.86
Rutgers	7	123 - 233 - 5	52.79	1482	6.36	8	211.71
Michigan	7	93 - 164 - 3	56.71	887	5.41	6	126.71
Northwestern	7	111 - 209 - 5	53.11	1204	5.76	3	172.00



**2024-25 Big Ten Football
Extended Team Leaders
In Conference games**

PASS ATTEMPTS

Team	G	Comp-Att-Int	Pct.	Yds	Avg/A	TD	Avg/G
Southern California	8	210 - 332 - 10	63.25	2207	6.65	19	275.88
Maryland	7	199 - 323 - 8	61.61	2075	6.42	11	296.43
Washington	8	186 - 269 - 7	69.14	1907	7.09	10	238.38
Oregon	8	183 - 262 - 6	69.85	2166	8.27	16	270.75
UCLA	8	172 - 255 - 8	67.45	1799	7.05	12	224.88
Minnesota	7	165 - 250 - 3	66.00	1624	6.50	11	232.00
Nebraska	7	147 - 241 - 10	61.00	1504	6.24	6	214.86
Rutgers	7	123 - 233 - 5	52.79	1482	6.36	8	211.71
Michigan St.	7	137 - 210 - 6	65.24	1683	8.01	9	240.43
Wisconsin	7	117 - 209 - 9	55.98	1391	6.66	8	198.71
Northwestern	7	111 - 209 - 5	53.11	1204	5.76	3	172.00
Indiana	7	143 - 205 - 5	69.76	1919	9.36	20	274.14
Illinois	7	122 - 205 - 3	59.51	1477	7.20	12	211.00
Penn St.	7	143 - 198 - 4	72.22	1693	8.55	10	241.86
Ohio St.	7	140 - 195 - 4	71.79	1743	8.94	19	249.00
Purdue	7	106 - 185 - 3	57.30	1296	7.01	6	185.14
Michigan	7	93 - 164 - 3	56.71	887	5.41	6	126.71
Iowa	7	77 - 129 - 5	59.69	861	6.67	4	123.00

PASS YDS/ATT.

Team	G	Comp-Att-Int	Pct.	Yds	Avg/A	TD	Avg/G
Oregon	8	183 - 262 - 6	69.85	2166	8.27	16	270.75
Ohio St.	7	140 - 195 - 4	71.79	1743	8.94	19	249.00
Indiana	7	143 - 205 - 5	69.76	1919	9.36	20	274.14
Penn St.	7	143 - 198 - 4	72.22	1693	8.55	10	241.86
Washington	8	186 - 269 - 7	69.14	1907	7.09	10	238.38
Michigan St.	7	137 - 210 - 6	65.24	1683	8.01	9	240.43
UCLA	8	172 - 255 - 8	67.45	1799	7.05	12	224.88
Southern California	8	210 - 332 - 10	63.25	2207	6.65	19	275.88
Iowa	7	77 - 129 - 5	59.69	861	6.67	4	123.00
Illinois	7	122 - 205 - 3	59.51	1477	7.20	12	211.00
Purdue	7	106 - 185 - 3	57.30	1296	7.01	6	185.14
Minnesota	7	165 - 250 - 3	66.00	1624	6.50	11	232.00
Wisconsin	7	117 - 209 - 9	55.98	1391	6.66	8	198.71
Maryland	7	199 - 323 - 8	61.61	2075	6.42	11	296.43
Nebraska	7	147 - 241 - 10	61.00	1504	6.24	6	214.86
Rutgers	7	123 - 233 - 5	52.79	1482	6.36	8	211.71
Northwestern	7	111 - 209 - 5	53.11	1204	5.76	3	172.00
Michigan	7	93 - 164 - 3	56.71	887	5.41	6	126.71

PASS COMPLETIONS

Team	G	Comp-Att-Int	Pct.	Yds	Avg/A	TD	Avg/G
Southern California	8	210 - 332 - 10	63.25	2207	6.65	19	275.88
Maryland	7	199 - 323 - 8	61.61	2075	6.42	11	296.43
Washington	8	186 - 269 - 7	69.14	1907	7.09	10	238.38
Oregon	8	183 - 262 - 6	69.85	2166	8.27	16	270.75
UCLA	8	172 - 255 - 8	67.45	1799	7.05	12	224.88
Minnesota	7	165 - 250 - 3	66.00	1624	6.50	11	232.00
Nebraska	7	147 - 241 - 10	61.00	1504	6.24	6	214.86
Penn St.	7	143 - 198 - 4	72.22	1693	8.55	10	241.86
Indiana	7	143 - 205 - 5	69.76	1919	9.36	20	274.14
Ohio St.	7	140 - 195 - 4	71.79	1743	8.94	19	249.00
Michigan St.	7	137 - 210 - 6	65.24	1683	8.01	9	240.43
Rutgers	7	123 - 233 - 5	52.79	1482	6.36	8	211.71
Illinois	7	122 - 205 - 3	59.51	1477	7.20	12	211.00
Wisconsin	7	117 - 209 - 9	55.98	1391	6.66	8	198.71
Northwestern	7	111 - 209 - 5	53.11	1204	5.76	3	172.00
Purdue	7	106 - 185 - 3	57.30	1296	7.01	6	185.14
Michigan	7	93 - 164 - 3	56.71	887	5.41	6	126.71
Iowa	7	77 - 129 - 5	59.69	861	6.67	4	123.00

PASS INTERCEPTIONS

Team	G	Comp-Att-Int	Pct.	Yds	Avg/A	TD	Avg/G
Purdue	7	106 - 185 - 3	57.30	1296	7.01	6	185.14
Minnesota	7	165 - 250 - 3	66.00	1624	6.50	11	232.00
Michigan	7	93 - 164 - 3	56.71	887	5.41	6	126.71
Illinois	7	122 - 205 - 3	59.51	1477	7.20	12	211.00
Penn St.	7	143 - 198 - 4	72.22	1693	8.55	10	241.86
Ohio St.	7	140 - 195 - 4	71.79	1743	8.94	19	249.00
Rutgers	7	123 - 233 - 5	52.79	1482	6.36	8	211.71
Northwestern	7	111 - 209 - 5	53.11	1204	5.76	3	172.00
Iowa	7	77 - 129 - 5	59.69	861	6.67	4	123.00
Indiana	7	143 - 205 - 5	69.76	1919	9.36	20	274.14
Oregon	8	183 - 262 - 6	69.85	2166	8.27	16	270.75
Michigan St.	7	137 - 210 - 6	65.24	1683	8.01	9	240.43
Washington	8	186 - 269 - 7	69.14	1907	7.09	10	238.38
UCLA	8	172 - 255 - 8	67.45	1799	7.05	12	224.88
Maryland	7	199 - 323 - 8	61.61	2075	6.42	11	296.43
Wisconsin	7	117 - 209 - 9	55.98	1391	6.66	8	198.71
Southern California	8	210 - 332 - 10	63.25	2207	6.65	19	275.88
Nebraska	7	147 - 241 - 10	61.00	1504	6.24	6	214.86



**2024-25 Big Ten Football
Extended Team Leaders
In Conference games**

PASS YARDS

Team	G	Comp-Att-Int	Pct.	Yds	Avg/A	TD	Avg/G
Southern California	8	210 - 332 - 10	63.25	2207	6.65	19	275.88
Oregon	8	183 - 262 - 6	69.85	2166	8.27	16	270.75
Maryland	7	199 - 323 - 8	61.61	2075	6.42	11	296.43
Indiana	7	143 - 205 - 5	69.76	1919	9.36	20	274.14
Washington	8	186 - 269 - 7	69.14	1907	7.09	10	238.38
UCLA	8	172 - 255 - 8	67.45	1799	7.05	12	224.88
Ohio St.	7	140 - 195 - 4	71.79	1743	8.94	19	249.00
Penn St.	7	143 - 198 - 4	72.22	1693	8.55	10	241.86
Michigan St.	7	137 - 210 - 6	65.24	1683	8.01	9	240.43
Minnesota	7	165 - 250 - 3	66.00	1624	6.50	11	232.00
Nebraska	7	147 - 241 - 10	61.00	1504	6.24	6	214.86
Rutgers	7	123 - 233 - 5	52.79	1482	6.36	8	211.71
Illinois	7	122 - 205 - 3	59.51	1477	7.20	12	211.00
Wisconsin	7	117 - 209 - 9	55.98	1391	6.66	8	198.71
Purdue	7	106 - 185 - 3	57.30	1296	7.01	6	185.14
Northwestern	7	111 - 209 - 5	53.11	1204	5.76	3	172.00
Michigan	7	93 - 164 - 3	56.71	887	5.41	6	126.71
Iowa	7	77 - 129 - 5	59.69	861	6.67	4	123.00

PASSING TDS

Team	G	Comp-Att-Int	Pct.	Yds	Avg/A	TD	Avg/G
Indiana	7	143 - 205 - 5	69.76	1919	9.36	20	274.14
Southern California	8	210 - 332 - 10	63.25	2207	6.65	19	275.88
Ohio St.	7	140 - 195 - 4	71.79	1743	8.94	19	249.00
Oregon	8	183 - 262 - 6	69.85	2166	8.27	16	270.75
UCLA	8	172 - 255 - 8	67.45	1799	7.05	12	224.88
Illinois	7	122 - 205 - 3	59.51	1477	7.20	12	211.00
Minnesota	7	165 - 250 - 3	66.00	1624	6.50	11	232.00
Maryland	7	199 - 323 - 8	61.61	2075	6.42	11	296.43
Washington	8	186 - 269 - 7	69.14	1907	7.09	10	238.38
Penn St.	7	143 - 198 - 4	72.22	1693	8.55	10	241.86
Michigan St.	7	137 - 210 - 6	65.24	1683	8.01	9	240.43
Wisconsin	7	117 - 209 - 9	55.98	1391	6.66	8	198.71
Rutgers	7	123 - 233 - 5	52.79	1482	6.36	8	211.71
Purdue	7	106 - 185 - 3	57.30	1296	7.01	6	185.14
Nebraska	7	147 - 241 - 10	61.00	1504	6.24	6	214.86
Michigan	7	93 - 164 - 3	56.71	887	5.41	6	126.71
Iowa	7	77 - 129 - 5	59.69	861	6.67	4	123.00
Northwestern	7	111 - 209 - 5	53.11	1204	5.76	3	172.00

FIELD GOALS

Team	G	Made	Att	Pct
Indiana	7	6	6	100
Michigan	7	8	9	88.89
Ohio St.	7	6	7	85.71
Michigan St.	7	12	14	85.71
Oregon	8	11	13	84.62
Minnesota	7	10	12	83.33
Wisconsin	7	6	8	75
UCLA	8	12	16	75
Rutgers	7	6	8	75
Illinois	7	9	12	75
Penn St.	7	8	11	72.73
Northwestern	7	8	11	72.73
Iowa	7	7	10	70
Purdue	7	8	13	61.54
Nebraska	7	6	10	60
Washington	8	11	19	57.89
Maryland	7	5	9	55.56
Southern California	8	6	11	54.55

PATS KICKS MADE

Team	G	Made	Att	Pct
Indiana	7	37	37	100
Southern California	8	30	30	100
Ohio St.	7	29	29	100
Oregon	8	28	29	96.55
Penn St.	7	26	26	100
Iowa	7	24	24	100
Wisconsin	7	22	22	100
Minnesota	7	19	20	95
Illinois	7	18	18	100
Washington	8	16	16	100
Maryland	7	16	16	100
UCLA	8	15	15	100
Rutgers	7	14	15	93.33
Nebraska	7	14	15	93.33
Northwestern	7	12	12	100
Michigan	7	12	13	92.31
Michigan St.	7	11	12	91.67
Purdue	7	7	7	100



**2024-25 Big Ten Football
Extended Team Leaders
In Conference games**

FIELD GOALS ATTEMPTED

Team	G	Made	Att	Pct
Washington	8	11	19	57.89
UCLA	8	12	16	75
Michigan St.	7	12	14	85.71
Purdue	7	8	13	61.54
Oregon	8	11	13	84.62
Minnesota	7	10	12	83.33
Illinois	7	9	12	75
Southern California	8	6	11	54.55
Penn St.	7	8	11	72.73
Northwestern	7	8	11	72.73
Nebraska	7	6	10	60
Iowa	7	7	10	70
Michigan	7	8	9	88.89
Maryland	7	5	9	55.56
Wisconsin	7	6	8	75
Rutgers	7	6	8	75
Ohio St.	7	6	7	85.71
Indiana	7	6	6	100

NET YARDS PER PUNT

Team	G	No.	Yards	Avg/P	Ret.	Avg/R	TB	Net/P
Southern California	8	30	1452	48.40	67	6.70	0	46.17
Wisconsin	7	35	1609	45.97	42	3.82	3	43.06
Indiana	7	19	828	43.58	17	4.25	0	42.68
Iowa	7	30	1402	46.73	76	15.20	3	42.20
Oregon	8	23	1015	44.13	13	13.00	3	40.96
Maryland	7	26	1163	44.73	81	8.10	1	40.85
Purdue	7	36	1552	43.11	85	6.54	0	40.75
Rutgers	7	34	1436	42.24	-2	-1.00	3	40.53
Illinois	7	23	955	41.52	25	8.33	0	40.43
Ohio St.	7	19	797	41.95	36	7.20	0	40.05
Penn St.	7	19	804	42.32	28	9.33	1	39.79
Michigan St.	7	28	1282	45.79	165	10.31	1	39.18
UCLA	8	27	1139	42.19	64	5.82	1	39.07
Minnesota	7	33	1376	41.70	104	9.45	1	37.94
Northwestern	7	38	1662	43.74	216	12.00	2	37.00
Michigan	7	36	1554	43.17	171	17.10	3	36.75
Nebraska	7	31	1309	42.23	140	12.73	2	36.42
Washington	8	22	964	43.82	184	16.73	1	34.55

FIELD GOALS MADE

Team	G	Made	Att	Pct
UCLA	8	12	16	75
Michigan St.	7	12	14	85.71
Washington	8	11	19	57.89
Oregon	8	11	13	84.62
Minnesota	7	10	12	83.33
Illinois	7	9	12	75
Purdue	7	8	13	61.54
Penn St.	7	8	11	72.73
Northwestern	7	8	11	72.73
Michigan	7	8	9	88.89
Iowa	7	7	10	70
Wisconsin	7	6	8	75
Southern California	8	6	11	54.55
Rutgers	7	6	8	75
Ohio St.	7	6	7	85.71
Nebraska	7	6	10	60
Indiana	7	6	6	100
Maryland	7	5	9	55.56

AVG YARDS PER PUNT

Team	G	No.	Yards	Avg/P	Ret.	Avg/R	TB	Net/P
Northwestern	7	38	1662	43.74	216	12.00	2	37.00
Purdue	7	36	1552	43.11	85	6.54	0	40.75
Michigan	7	36	1554	43.17	171	17.10	3	36.75
Wisconsin	7	35	1609	45.97	42	3.82	3	43.06
Rutgers	7	34	1436	42.24	-2	-1.00	3	40.53
Minnesota	7	33	1376	41.70	104	9.45	1	37.94
Nebraska	7	31	1309	42.23	140	12.73	2	36.42
Southern California	8	30	1452	48.40	67	6.70	0	46.17
Iowa	7	30	1402	46.73	76	15.20	3	42.20
Michigan St.	7	28	1282	45.79	165	10.31	1	39.18
UCLA	8	27	1139	42.19	64	5.82	1	39.07
Maryland	7	26	1163	44.73	81	8.10	1	40.85
Oregon	8	23	1015	44.13	13	13.00	3	40.96
Illinois	7	23	955	41.52	25	8.33	0	40.43
Washington	8	22	964	43.82	184	16.73	1	34.55
Penn St.	7	19	804	42.32	28	9.33	1	39.79
Ohio St.	7	19	797	41.95	36	7.20	0	40.05
Indiana	7	19	828	43.58	17	4.25	0	42.68



**2024-25 Big Ten Football
Extended Team Leaders
In Conference games**

PAT KICKING

Team	G	Made	Att	Pct
Wisconsin	7	22	22	100
Washington	8	16	16	100
UCLA	8	15	15	100
Southern California	8	30	30	100
Purdue	7	7	7	100
Penn St.	7	26	26	100
Ohio St.	7	29	29	100
Northwestern	7	12	12	100
Maryland	7	16	16	100
Iowa	7	24	24	100
Indiana	7	37	37	100
Illinois	7	18	18	100
Oregon	8	28	29	96.55
Minnesota	7	19	20	95
Rutgers	7	14	15	93.33
Nebraska	7	14	15	93.33
Michigan	7	12	13	92.31
Michigan St.	7	11	12	91.67

NUMBER OF PUNTS

Team	G	No.	Yards	Avg/P	Ret.	Avg/R	TB	Net/P
Northwestern	7	38	1662	43.74	216	12.00	2	37.00
Purdue	7	36	1552	43.11	85	6.54	0	40.75
Michigan	7	36	1554	43.17	171	17.10	3	36.75
Wisconsin	7	35	1609	45.97	42	3.82	3	43.06
Rutgers	7	34	1436	42.24	-2	-1.00	3	40.53
Minnesota	7	33	1376	41.70	104	9.45	1	37.94
Nebraska	7	31	1309	42.23	140	12.73	2	36.42
Southern California	8	30	1452	48.40	67	6.70	0	46.17
Iowa	7	30	1402	46.73	76	15.20	3	42.20
Michigan St.	7	28	1282	45.79	165	10.31	1	39.18
UCLA	8	27	1139	42.19	64	5.82	1	39.07
Maryland	7	26	1163	44.73	81	8.10	1	40.85
Oregon	8	23	1015	44.13	13	13.00	3	40.96
Illinois	7	23	955	41.52	25	8.33	0	40.43
Washington	8	22	964	43.82	184	16.73	1	34.55
Penn St.	7	19	804	42.32	28	9.33	1	39.79
Ohio St.	7	19	797	41.95	36	7.20	0	40.05
Indiana	7	19	828	43.58	17	4.25	0	42.68

PAT KICK ATTEMPTS

Team	G	Made	Att	Pct
Indiana	7	37	37	100
Southern California	8	30	30	100
Oregon	8	28	29	96.55
Ohio St.	7	29	29	100
Penn St.	7	26	26	100
Iowa	7	24	24	100
Wisconsin	7	22	22	100
Minnesota	7	19	20	95
Illinois	7	18	18	100
Washington	8	16	16	100
Maryland	7	16	16	100
UCLA	8	15	15	100
Rutgers	7	14	15	93.33
Nebraska	7	14	15	93.33
Michigan	7	12	13	92.31
Northwestern	7	12	12	100
Michigan St.	7	11	12	91.67
Purdue	7	7	7	100

YARDS PUNTED

Team	G	No.	Yards	Avg/P	Ret.	Avg/R	TB	Net/P
Northwestern	7	38	1662	43.74	216	12.00	2	37.00
Wisconsin	7	35	1609	45.97	42	3.82	3	43.06
Michigan	7	36	1554	43.17	171	17.10	3	36.75
Purdue	7	36	1552	43.11	85	6.54	0	40.75
Southern California	8	30	1452	48.40	67	6.70	0	46.17
Rutgers	7	34	1436	42.24	-2	-1.00	3	40.53
Iowa	7	30	1402	46.73	76	15.20	3	42.20
Minnesota	7	33	1376	41.70	104	9.45	1	37.94
Nebraska	7	31	1309	42.23	140	12.73	2	36.42
Michigan St.	7	28	1282	45.79	165	10.31	1	39.18
Maryland	7	26	1163	44.73	81	8.10	1	40.85
UCLA	8	27	1139	42.19	64	5.82	1	39.07
Oregon	8	23	1015	44.13	13	13.00	3	40.96
Washington	8	22	964	43.82	184	16.73	1	34.55
Illinois	7	23	955	41.52	25	8.33	0	40.43
Indiana	7	19	828	43.58	17	4.25	0	42.68
Penn St.	7	19	804	42.32	28	9.33	1	39.79
Ohio St.	7	19	797	41.95	36	7.20	0	40.05



2024-25 Big Ten Football
Extended Team Leaders
In Conference games

PUNT RETURN AVG

Team	G	No	Yards	TD	Long	Avg.
Northwestern	7	8	147	1	72	18.38
Iowa	7	11	191	1	85	17.36
UCLA	8	3	46	0	18	15.33
Illinois	7	13	176	0	37	13.54
Indiana	7	17	230	0	65	13.53
Minnesota	7	10	118	0	60	11.8
Michigan	7	10	97	0	19	9.7
Maryland	7	5	44	0	17	8.8
Washington	8	7	61	0	25	8.71
Rutgers	7	5	42	0	15	8.4
Wisconsin	7	11	76	0	15	6.91
Southern California	8	9	59	0	20	6.56
Penn St.	7	13	80	0	16	6.15
Michigan St.	7	2	12	0	8	6
Oregon	8	10	59	0	21	5.9
Ohio St.	7	7	33	0	10	4.71
Nebraska	7	7	21	0	8	3
Purdue	7	7	20	0	14	2.86

KICK RETURNS

Team	G	No.	Yards	TD	Long	Avg.
Iowa	7	17	404	0	39	23.76
Washington	8	15	332	0	50	22.13
Northwestern	7	15	364	0	96	24.27
UCLA	8	13	216	0	24	16.62
Southern California	8	13	298	0	80	22.92
Nebraska	7	13	196	0	40	15.08
Minnesota	7	13	245	0	27	18.85
Michigan	7	11	225	0	37	20.45
Penn St.	7	10	205	0	27	20.50
Wisconsin	7	8	229	0	74	28.63
Ohio St.	7	8	102	0	18	12.75
Illinois	7	7	141	0	27	20.14
Purdue	7	6	93	0	22	15.50
Michigan St.	7	6	97	0	27	16.17
Maryland	7	6	104	0	33	17.33
Oregon	8	4	78	0	26	19.50
Indiana	7	2	27	0	14	13.50
Rutgers	7	1	18	0	18	18.00

PUNT RETURNS

Team	G	No	Yards	TD	Long	Avg.
Indiana	7	17	230	0	65	13.53
Penn St.	7	13	80	0	16	6.15
Illinois	7	13	176	0	37	13.54
Wisconsin	7	11	76	0	15	6.91
Iowa	7	11	191	1	85	17.36
Oregon	8	10	59	0	21	5.9
Minnesota	7	10	118	0	60	11.8
Michigan	7	10	97	0	19	9.7
Southern California	8	9	59	0	20	6.56
Northwestern	7	8	147	1	72	18.38
Washington	8	7	61	0	25	8.71
Purdue	7	7	20	0	14	2.86
Ohio St.	7	7	33	0	10	4.71
Nebraska	7	7	21	0	8	3
Rutgers	7	5	42	0	15	8.4
Maryland	7	5	44	0	17	8.8
UCLA	8	3	46	0	18	15.33
Michigan St.	7	2	12	0	8	6

KICK RETURN YARDS

Team	G	No.	Yards	TD	Long	Avg.
Iowa	7	17	404	0	39	23.76
Northwestern	7	15	364	0	96	24.27
Washington	8	15	332	0	50	22.13
Southern California	8	13	298	0	80	22.92
Minnesota	7	13	245	0	27	18.85
Wisconsin	7	8	229	0	74	28.63
Michigan	7	11	225	0	37	20.45
UCLA	8	13	216	0	24	16.62
Penn St.	7	10	205	0	27	20.50
Nebraska	7	13	196	0	40	15.08
Illinois	7	7	141	0	27	20.14
Maryland	7	6	104	0	33	17.33
Ohio St.	7	8	102	0	18	12.75
Michigan St.	7	6	97	0	27	16.17
Purdue	7	6	93	0	22	15.50
Oregon	8	4	78	0	26	19.50
Indiana	7	2	27	0	14	13.50
Rutgers	7	1	18	0	18	18.00



**2024-25 Big Ten Football
Extended Team Leaders
In Conference games**

PUNT RETURN YARDS

Team	G	No	Yards	TD	Long	Avg.
Indiana	7	17	230	0	65	13.53
Iowa	7	11	191	1	85	17.36
Illinois	7	13	176	0	37	13.54
Northwestern	7	8	147	1	72	18.38
Minnesota	7	10	118	0	60	11.8
Michigan	7	10	97	0	19	9.7
Penn St.	7	13	80	0	16	6.15
Wisconsin	7	11	76	0	15	6.91
Washington	8	7	61	0	25	8.71
Southern California	8	9	59	0	20	6.56
Oregon	8	10	59	0	21	5.9
UCLA	8	3	46	0	18	15.33
Maryland	7	5	44	0	17	8.8
Rutgers	7	5	42	0	15	8.4
Ohio St.	7	7	33	0	10	4.71
Nebraska	7	7	21	0	8	3
Purdue	7	7	20	0	14	2.86
Michigan St.	7	2	12	0	8	6

KICK RETURN TDS

Team	G	No.	Yards	TD	Long	Avg.
Wisconsin	7	8	229	0	74	28.63
Washington	8	15	332	0	50	22.13
UCLA	8	13	216	0	24	16.62
Southern California	8	13	298	0	80	22.92
Rutgers	7	1	18	0	18	18.00
Purdue	7	6	93	0	22	15.50
Penn St.	7	10	205	0	27	20.50
Oregon	8	4	78	0	26	19.50
Ohio St.	7	8	102	0	18	12.75
Northwestern	7	15	364	0	96	24.27
Nebraska	7	13	196	0	40	15.08
Minnesota	7	13	245	0	27	18.85
Michigan St.	7	6	97	0	27	16.17
Michigan	7	11	225	0	37	20.45
Maryland	7	6	104	0	33	17.33
Iowa	7	17	404	0	39	23.76
Indiana	7	2	27	0	14	13.50
Illinois	7	7	141	0	27	20.14

PUNT RETURN TDS

Team	G	No	Yards	TD	Long	Avg.
Northwestern	7	8	147	1	72	18.38
Iowa	7	11	191	1	85	17.36
Wisconsin	7	11	76	0	15	6.91
Washington	8	7	61	0	25	8.71
UCLA	8	3	46	0	18	15.33
Southern California	8	9	59	0	20	6.56
Rutgers	7	5	42	0	15	8.4
Purdue	7	7	20	0	14	2.86
Penn St.	7	13	80	0	16	6.15
Oregon	8	10	59	0	21	5.9
Ohio St.	7	7	33	0	10	4.71
Nebraska	7	7	21	0	8	3
Minnesota	7	10	118	0	60	11.8
Michigan St.	7	2	12	0	8	6
Michigan	7	10	97	0	19	9.7
Maryland	7	5	44	0	17	8.8
Indiana	7	17	230	0	65	13.53
Illinois	7	13	176	0	37	13.54



**2024-25 Big Ten Football
Extended Team Leaders
In Conference games**

KICKOFF RETURNS

Team	G	No	Yards	TD	Long	Avg.
Wisconsin	7	35	1434	0	74	40.97
Iowa	7	38	1556	0	39	40.95
Penn St.	7	40	1631	0	27	40.78
Northwestern	7	29	1182	0	96	40.76
Michigan	7	31	1261	0	37	40.68
Ohio St.	7	42	1706	0	18	40.62
Maryland	7	30	1214	0	33	40.47
UCLA	8	35	1411	0	24	40.31
Nebraska	7	28	1122	0	40	40.07
Minnesota	7	36	1440	0	27	40
Indiana	7	49	1958	0	14	39.96
Illinois	7	33	1310	0	27	39.7
Purdue	7	23	904	0	22	39.3
Oregon	8	52	2026	0	26	38.96
Michigan St.	7	30	1168	0	27	38.93
Southern California	8	43	1670	0	80	38.84
Rutgers	7	30	1142	0	18	38.07
Washington	8	39	1419	0	50	36.38



2024-25 Big Ten Football
Extended Team Leaders
In Conference games

INTERCEPTION RETURN AVG

Team	G	No.	Yards	TD	Long	Avg.
Northwestern	7	3	130	1	85	43.33
Nebraska	7	6	144	2	45	24.00
Maryland	7	5	116	0	51	23.20
UCLA	8	8	177	2	96	22.13
Indiana	7	8	166	1	78	20.75
Penn St.	7	5	101	2	31	20.20
Ohio St.	7	5	100	0	45	20.00
Southern California	8	7	132	1	55	18.86
Washington	8	7	110	0	35	15.71
Illinois	7	3	47	0	27	15.67
Michigan St.	7	5	58	0	36	11.60
Michigan	7	4	43	1	42	10.75
Iowa	7	11	107	0	32	9.73
Minnesota	7	9	79	1	45	8.78
Rutgers	7	3	23	0	23	7.67
Wisconsin	7	3	18	0	10	6.00
Oregon	8	8	14	0	12	1.75
Purdue	7	4	0	0	0	0.00

FUMBLE RETURNS

Team	G	No.	Yards	TD	Long	Avg.
Wisconsin	7	6	7	0	7	1.17
Washington	8	4	2	0	2	0.50
UCLA	8	1	12	0	12	12.00
Southern California	8	5	0	0	0	0.00
Rutgers	7	3	3	0	3	1.00
Purdue	7	1	16	1	16	16.00
Penn St.	7	2	9	0	9	4.50
Oregon	8	5	0	1	0	0.00
Ohio St.	7	6	36	1	17	6.00
Northwestern	7	5	2	1	2	0.40
Nebraska	7	3	0	0	0	0.00
Minnesota	7	3	0	0	0	0.00
Michigan St.	7	0	0	0	0	0.00
Michigan	7	4	21	0	18	5.25
Maryland	7	3	0	0	0	0.00
Iowa	7	4	0	0	0	0.00
Indiana	7	4	0	0	0	0.00
Illinois	7	2	3	0	3	1.50

INTERCEPTION RETURNS

Team	G	No.	Yards	TD	Long	Avg.
Iowa	7	11	107	0	32	9.73
Minnesota	7	9	79	1	45	8.78
UCLA	8	8	177	2	96	22.13
Oregon	8	8	14	0	12	1.75
Indiana	7	8	166	1	78	20.75
Washington	8	7	110	0	35	15.71
Southern California	8	7	132	1	55	18.86
Nebraska	7	6	144	2	45	24.00
Penn St.	7	5	101	2	31	20.20
Ohio St.	7	5	100	0	45	20.00
Michigan St.	7	5	58	0	36	11.60
Maryland	7	5	116	0	51	23.20
Purdue	7	4	0	0	0	0.00
Michigan	7	4	43	1	42	10.75
Wisconsin	7	3	18	0	10	6.00
Rutgers	7	3	23	0	23	7.67
Northwestern	7	3	130	1	85	43.33
Illinois	7	3	47	0	27	15.67

FUMBLE RETURN YARDS

Team	G	No.	Yards	TD	Long	Avg.
Ohio St.	7	6	36	1	17	6.00
Michigan	7	4	21	0	18	5.25
Purdue	7	1	16	1	16	16.00
UCLA	8	1	12	0	12	12.00
Penn St.	7	2	9	0	9	4.50
Wisconsin	7	6	7	0	7	1.17
Rutgers	7	3	3	0	3	1.00
Illinois	7	2	3	0	3	1.50
Washington	8	4	2	0	2	0.50
Northwestern	7	5	2	1	2	0.40
Southern California	8	5	0	0	0	0.00
Oregon	8	5	0	1	0	0.00
Nebraska	7	3	0	0	0	0.00
Minnesota	7	3	0	0	0	0.00
Michigan St.	7	0	0	0	0	0.00
Maryland	7	3	0	0	0	0.00
Iowa	7	4	0	0	0	0.00
Indiana	7	4	0	0	0	0.00



**2024-25 Big Ten Football
Extended Team Leaders
In Conference games**

INTERCEPTION RET YARDS

Team	G	No.	Yards	TD	Long	Avg.
UCLA	8	8	177	2	96	22.13
Indiana	7	8	166	1	78	20.75
Nebraska	7	6	144	2	45	24.00
Southern California	8	7	132	1	55	18.86
Northwestern	7	3	130	1	85	43.33
Maryland	7	5	116	0	51	23.20
Washington	8	7	110	0	35	15.71
Iowa	7	11	107	0	32	9.73
Penn St.	7	5	101	2	31	20.20
Ohio St.	7	5	100	0	45	20.00
Minnesota	7	9	79	1	45	8.78
Michigan St.	7	5	58	0	36	11.60
Illinois	7	3	47	0	27	15.67
Michigan	7	4	43	1	42	10.75
Rutgers	7	3	23	0	23	7.67
Wisconsin	7	3	18	0	10	6.00
Oregon	8	8	14	0	12	1.75
Purdue	7	4	0	0	0	0.00

FUMBLE RETURN TDS

Team	G	No.	Yards	TD	Long	Avg.
Purdue	7	1	16	1	16	16.00
Oregon	8	5	0	1	0	0.00
Ohio St.	7	6	36	1	17	6.00
Northwestern	7	5	2	1	2	0.40
Wisconsin	7	6	7	0	7	1.17
Washington	8	4	2	0	2	0.50
UCLA	8	1	12	0	12	12.00
Southern California	8	5	0	0	0	0.00
Rutgers	7	3	3	0	3	1.00
Penn St.	7	2	9	0	9	4.50
Nebraska	7	3	0	0	0	0.00
Minnesota	7	3	0	0	0	0.00
Michigan St.	7	0	0	0	0	0.00
Michigan	7	4	21	0	18	5.25
Maryland	7	3	0	0	0	0.00
Iowa	7	4	0	0	0	0.00
Indiana	7	4	0	0	0	0.00
Illinois	7	2	3	0	3	1.50

INTERCEPTION RETURN TDS

Team	G	No.	Yards	TD	Long	Avg.
UCLA	8	8	177	2	96	22.13
Penn St.	7	5	101	2	31	20.20
Nebraska	7	6	144	2	45	24.00
Southern California	8	7	132	1	55	18.86
Northwestern	7	3	130	1	85	43.33
Minnesota	7	9	79	1	45	8.78
Michigan	7	4	43	1	42	10.75
Indiana	7	8	166	1	78	20.75
Wisconsin	7	3	18	0	10	6.00
Washington	8	7	110	0	35	15.71
Rutgers	7	3	23	0	23	7.67
Purdue	7	4	0	0	0	0.00
Oregon	8	8	14	0	12	1.75
Ohio St.	7	5	100	0	45	20.00
Michigan St.	7	5	58	0	36	11.60
Maryland	7	5	116	0	51	23.20
Iowa	7	11	107	0	32	9.73
Illinois	7	3	47	0	27	15.67

FUMBLE RECOVERED

Team	G	No.	Yards	TD	Long	Avg.
Wisconsin	7	6	7	0	7	1.17
Ohio St.	7	6	36	1	17	6.00
Southern California	8	5	0	0	0	0.00
Oregon	8	5	0	1	0	0.00
Northwestern	7	5	2	1	2	0.40
Washington	8	4	2	0	2	0.50
Michigan	7	4	21	0	18	5.25
Iowa	7	4	0	0	0	0.00
Indiana	7	4	0	0	0	0.00
Rutgers	7	3	3	0	3	1.00
Nebraska	7	3	0	0	0	0.00
Minnesota	7	3	0	0	0	0.00
Maryland	7	3	0	0	0	0.00
Penn St.	7	2	9	0	9	4.50
Illinois	7	2	3	0	3	1.50
UCLA	8	1	12	0	12	12.00
Purdue	7	1	16	1	16	16.00
Michigan St.	7	0	0	0	0	0.00



2024-25 Big Ten Football
Extended Team Leaders
In Conference games

FUMBLE RETURN AVG

Team	G	No.	Yards	TD	Long	Avg.
Purdue	7	1	16	1	16	16.00
UCLA	8	1	12	0	12	12.00
Ohio St.	7	6	36	1	17	6.00
Michigan	7	4	21	0	18	5.25
Penn St.	7	2	9	0	9	4.50
Illinois	7	2	3	0	3	1.50
Wisconsin	7	6	7	0	7	1.17
Rutgers	7	3	3	0	3	1.00
Washington	8	4	2	0	2	0.50
Northwestern	7	5	2	1	2	0.40
Southern California	8	5	0	0	0	0.00
Oregon	8	5	0	1	0	0.00
Nebraska	7	3	0	0	0	0.00
Minnesota	7	3	0	0	0	0.00
Michigan St.	7	0	0	0	0	0.00
Maryland	7	3	0	0	0	0.00
Iowa	7	4	0	0	0	0.00
Indiana	7	4	0	0	0	0.00

TURNOVER MARGIN

Team	Lost			Gained			Margin	Per/G	
	G	Fum	Int	Tot	Fum	Int			Tot
Iowa	7	3	5	8	4	11	15	7	1.00
Oregon	8	1	6	7	5	8	13	6	0.75
Minnesota	7	3	3	6	3	9	12	6	0.86
Indiana	7	2	5	7	4	8	12	5	0.71
Ohio St.	7	4	4	8	6	5	11	3	0.43
Washington	8	2	7	9	4	7	11	2	0.25
Rutgers	7	0	5	5	3	3	6	1	0.14
Penn St.	7	2	4	6	2	5	7	1	0.14
Northwestern	7	3	5	8	5	3	8	0	0.00
Michigan	7	6	3	9	4	4	8	-1	-0.14
Purdue	7	4	3	7	1	4	5	-2	-0.29
Wisconsin	7	3	9	12	6	3	9	-3	-0.43
Southern California	8	5	10	15	5	7	12	-3	-0.38
Nebraska	7	2	10	12	3	6	9	-3	-0.43
UCLA	8	5	8	13	1	8	9	-4	-0.50
Illinois	7	6	3	9	2	3	5	-4	-0.57
Maryland	7	5	8	13	3	5	8	-5	-0.71
Michigan St.	7	5	6	11	0	5	5	-6	-0.86

FIRST DOWNS

Team	G	Rush	Pass	Pen	Total	Avg/G
Oregon	8	77	93	13	183	22.88
Southern California	8	57	112	11	180	22.5
Washington	8	62	90	10	162	20.25
Indiana	7	56	90	12	158	22.57
Maryland	7	34	100	22	156	22.29
Penn St.	7	62	82	10	154	22
UCLA	8	47	85	12	144	18
Illinois	7	57	71	16	144	20.57
Minnesota	7	41	82	19	142	20.29
Ohio St.	7	63	74	4	141	20.14
Rutgers	7	53	69	17	139	19.86
Nebraska	7	56	65	18	139	19.86
Michigan St.	7	56	68	9	133	19
Wisconsin	7	65	55	11	131	18.71
Iowa	7	62	38	9	109	15.57
Michigan	7	57	43	8	108	15.43
Purdue	7	40	59	7	106	15.14
Northwestern	7	37	48	10	95	13.57

3RD-DOWN CONVERSIONS

Team	G	Conv.	Att.	Pct.
Penn St.	7	47	88	53.41
Oregon	8	53	105	50.48
Indiana	7	38	79	48.1
Illinois	7	42	88	47.73
Minnesota	7	45	96	46.88
Southern California	8	50	107	46.73
UCLA	8	47	105	44.76
Iowa	7	38	85	44.71
Ohio St.	7	35	84	41.67
Maryland	7	45	109	41.28
Nebraska	7	42	104	40.38
Michigan	7	35	95	36.84
Rutgers	7	38	105	36.19
Washington	8	34	97	35.05
Purdue	7	31	89	34.83
Michigan St.	7	32	92	34.78
Wisconsin	7	31	91	34.07
Northwestern	7	29	96	30.21



**2024-25 Big Ten Football
Extended Team Leaders
In Conference games**

1ST DOWNS RUSHING

Team	G	Rush	Pass	Pen	Total	Avg/G
Oregon	8	77	93	13	183	22.88
Wisconsin	7	65	55	11	131	18.71
Ohio St.	7	63	74	4	141	20.14
Washington	8	62	90	10	162	20.25
Penn St.	7	62	82	10	154	22
Iowa	7	62	38	9	109	15.57
Southern California	8	57	112	11	180	22.5
Michigan	7	57	43	8	108	15.43
Illinois	7	57	71	16	144	20.57
Nebraska	7	56	65	18	139	19.86
Michigan St.	7	56	68	9	133	19
Indiana	7	56	90	12	158	22.57
Rutgers	7	53	69	17	139	19.86
UCLA	8	47	85	12	144	18
Minnesota	7	41	82	19	142	20.29
Purdue	7	40	59	7	106	15.14
Northwestern	7	37	48	10	95	13.57
Maryland	7	34	100	22	156	22.29

OPT 3RD-DN CONVERT

Team	G	Conv.	Att.	Pct.
Oregon	8	28	99	28.28
Ohio St.	7	29	89	32.58
Southern California	8	36	108	33.33
Indiana	7	32	93	34.41
Penn St.	7	34	95	35.79
Wisconsin	7	38	99	38.38
Nebraska	7	34	87	39.08
Northwestern	7	36	90	40
Iowa	7	36	90	40
Rutgers	7	41	97	42.27
Illinois	7	39	91	42.86
Michigan	7	43	97	44.33
Minnesota	7	43	95	45.26
Maryland	7	45	95	47.37
Washington	8	54	113	47.79
Michigan St.	7	47	94	50
Purdue	7	45	85	52.94
UCLA	8	52	98	53.06

1ST DOWNS PASSING

Team	G	Rush	Pass	Pen	Total	Avg/G
Southern California	8	57	112	11	180	22.5
Maryland	7	34	100	22	156	22.29
Oregon	8	77	93	13	183	22.88
Washington	8	62	90	10	162	20.25
Indiana	7	56	90	12	158	22.57
UCLA	8	47	85	12	144	18
Penn St.	7	62	82	10	154	22
Minnesota	7	41	82	19	142	20.29
Ohio St.	7	63	74	4	141	20.14
Illinois	7	57	71	16	144	20.57
Rutgers	7	53	69	17	139	19.86
Michigan St.	7	56	68	9	133	19
Nebraska	7	56	65	18	139	19.86
Purdue	7	40	59	7	106	15.14
Wisconsin	7	65	55	11	131	18.71
Northwestern	7	37	48	10	95	13.57
Michigan	7	57	43	8	108	15.43
Iowa	7	62	38	9	109	15.57

4TH-DOWN CONVERSIONS

Team	G	Conv.	Att.	Pct.
Minnesota	7	5	6	83.33
Michigan	7	9	12	75
Ohio St.	7	12	17	70.59
Oregon	8	8	12	66.67
UCLA	8	7	11	63.64
Penn St.	7	5	8	62.5
Northwestern	7	8	13	61.54
Southern California	8	6	10	60
Wisconsin	7	6	11	54.55
Indiana	7	6	11	54.55
Michigan St.	7	8	15	53.33
Rutgers	7	10	20	50
Iowa	7	2	4	50
Washington	8	9	20	45
Nebraska	7	6	15	40
Illinois	7	5	13	38.46
Maryland	7	9	24	37.5
Purdue	7	1	10	10



**2024-25 Big Ten Football
Extended Team Leaders
In Conference games**

1ST DOWNS BY PENALTY

Team	G	Rush	Pass	Pen	Total	Avg/G
Maryland	7	34	100	22	156	22.29
Minnesota	7	41	82	19	142	20.29
Nebraska	7	56	65	18	139	19.86
Rutgers	7	53	69	17	139	19.86
Illinois	7	57	71	16	144	20.57
Oregon	8	77	93	13	183	22.88
UCLA	8	47	85	12	144	18
Indiana	7	56	90	12	158	22.57
Wisconsin	7	65	55	11	131	18.71
Southern California	8	57	112	11	180	22.5
Washington	8	62	90	10	162	20.25
Penn St.	7	62	82	10	154	22
Northwestern	7	37	48	10	95	13.57
Michigan St.	7	56	68	9	133	19
Iowa	7	62	38	9	109	15.57
Michigan	7	57	43	8	108	15.43
Purdue	7	40	59	7	106	15.14
Ohio St.	7	63	74	4	141	20.14

OPP 4TH-DN CONVERT

Team	G	Conv.	Att.	Pct.
Indiana	7	5	21	23.81
Ohio St.	7	4	13	30.77
UCLA	8	2	6	33.33
Oregon	8	7	17	41.18
Northwestern	7	7	16	43.75
Minnesota	7	4	9	44.44
Nebraska	7	7	14	50
Michigan	7	4	8	50
Illinois	7	8	16	50
Washington	8	7	12	58.33
Wisconsin	7	6	10	60
Iowa	7	6	10	60
Penn St.	7	8	13	61.54
Southern California	8	15	24	62.5
Rutgers	7	10	15	66.67
Maryland	7	6	8	75
Purdue	7	8	10	80
Michigan St.	7	8	10	80

OPPONENT 1ST DOWNS

Team	G	Rush	Pass	Pen	Total	Avg/G
Ohio St.	7	42	54	10	106	15.14
Penn St.	7	48	57	9	114	16.29
Indiana	7	41	63	15	119	17
Wisconsin	7	65	54	6	125	17.86
Oregon	8	49	64	15	128	16
Nebraska	7	46	68	15	129	18.43
Minnesota	7	49	73	11	133	19
Michigan	7	52	71	10	133	19
Michigan St.	7	46	80	10	136	19.43
Iowa	7	59	70	7	136	19.43
Northwestern	7	53	83	6	142	20.29
Illinois	7	69	76	6	151	21.57
Rutgers	7	55	86	12	153	21.86
Washington	8	77	63	15	155	19.38
Maryland	7	52	89	17	158	22.57
UCLA	8	52	88	25	165	20.63
Southern California	8	62	90	16	168	21
Purdue	7	65	95	13	173	24.71



**2024-25 Big Ten Football
Extended Team Leaders
In Conference games**

SACKS BY

Team	G	No.	Yards	Avg/G
Oregon	8	22	131	2.75
Illinois	7	22	158	3.14
Penn St.	7	21	145	3
Ohio St.	7	21	131	3
Michigan	7	21	137	3
Indiana	7	21	163	3
Nebraska	7	17	112	2.43
UCLA	8	13	79	1.63
Rutgers	7	13	88	1.86
Southern California	8	12	70	1.5
Minnesota	7	12	89	1.71
Washington	8	11	89	1.38
Northwestern	7	11	66	1.57
Iowa	7	11	76	1.57
Wisconsin	7	10	79	1.43
Purdue	7	10	77	1.43
Maryland	7	9	56	1.29
Michigan St.	7	1	9	0.14

KICKOFF COVERAGE

Team	G	No	Yards	Avg.	Ret.	TB	NetAvg
Wisconsin	7	35	2248	64.23	148	23	39.26
Iowa	7	38	2459	64.71	207	22	39.61
Penn St.	7	40	2565	64.13	199	28	41.5
Northwestern	7	29	1828	63.03	204	16	36.69
Michigan	7	31	1982	63.94	46	18	42.16
Ohio St.	7	42	2697	64.21	85	31	43.33
Maryland	7	30	1875	62.5	100	18	42.87
UCLA	8	35	2189	62.54	153	16	42.94
Nebraska	7	28	1775	63.39	168	17	41.21
Minnesota	7	36	2288	63.56	44	28	37.31
Indiana	7	49	2987	60.96	479	10	53.88
Illinois	7	33	2098	63.58	115	22	40.52
Purdue	7	23	1427	62.04	80	15	40.17
Oregon	8	52	3252	62.54	153	37	41.23
Michigan St.	7	30	1859	61.97	226	16	44.23
Southern California	8	43	2772	64.47	245	29	40.67
Rutgers	7	30	1791	59.7	275	12	49.1
Washington	8	39	2217	56.85	447	10	41.92

SACKS AGAINST

Team	G	No.	Yards	Avg/G
Oregon	8	5	49	0.63
Wisconsin	7	6	34	0.86
Penn St.	7	6	30	0.86
Indiana	7	8	64	1.14
Southern California	8	9	61	1.13
Ohio St.	7	9	53	1.29
Michigan	7	10	66	1.43
Iowa	7	10	60	1.43
Rutgers	7	13	87	1.86
Maryland	7	14	117	2
Northwestern	7	15	112	2.14
Minnesota	7	16	103	2.29
Washington	8	20	128	2.5
Purdue	7	21	141	3
UCLA	8	22	156	2.75
Nebraska	7	22	157	3.14
Illinois	7	23	134	3.29
Michigan St.	7	29	203	4.14

RED ZONE OFFENSE

Team	G	Scores	Pct.	TDs	(R-P)	FGs	TurnO
Minnesota	7	24 - 24	100.00	17	7 - 10	7 - 7	0
Indiana	7	36 - 37	97.30	31	15 - 16	5 - 5	0
Ohio St.	7	26 - 27	96.30	22	9 - 13	4 - 4	1
Iowa	7	21 - 22	95.45	17	14 - 3	4 - 4	0
Penn St.	7	24 - 28	85.71	18	11 - 7	6 - 6	3
Southern California	8	23 - 27	85.19	21	8 - 13	2 - 3	3
Illinois	7	23 - 28	82.14	16	8 - 8	7 - 8	4
Oregon	8	32 - 39	82.05	26	14 - 12	6 - 6	6
Wisconsin	7	20 - 25	80.00	16	12 - 4	4 - 5	3
UCLA	8	19 - 24	79.17	9	2 - 7	10 - 10	4
Rutgers	7	19 - 24	79.17	15	9 - 6	4 - 5	4
Washington	8	26 - 33	78.79	17	9 - 8	9 - 13	3
Michigan	7	14 - 18	77.78	9	5 - 4	5 - 6	2
Purdue	7	15 - 20	75.00	8	3 - 5	7 - 11	1
Maryland	7	18 - 24	75.00	15	7 - 8	3 - 3	5
Michigan St.	7	15 - 21	71.43	9	3 - 6	6 - 7	5
Nebraska	7	17 - 25	68.00	12	7 - 5	5 - 7	6
Northwestern	7	12 - 18	66.67	7	6 - 1	5 - 6	5



**2024-25 Big Ten Football
Extended Team Leaders
In Conference games**

PENALTIES

Team	G	No.	Yards	Avg/G
Iowa	7	21	212	30.29
Illinois	7	30	218	31.14
Michigan	7	27	245	35
Rutgers	7	31	246	35.14
Ohio St.	7	24	247	35.29
Penn St.	7	30	274	39.14
Washington	8	39	316	39.5
Wisconsin	7	38	279	39.86
Oregon	8	42	324	40.5
Minnesota	7	37	296	42.29
Northwestern	7	36	304	43.43
Indiana	7	35	327	46.71
Michigan St.	7	41	348	49.71
Purdue	7	37	352	50.29
Southern California	8	50	427	53.38
Nebraska	7	48	384	54.86
Maryland	7	47	435	62.14
UCLA	8	67	552	69

RED ZONE DEFENSE

Team	G	Scores	Pct.	TDs	(R-P)	FGs	TurnO
Ohio St.	7	10 - 21	47.62	5	3 - 2	5 - 7	9
Penn St.	7	11 - 16	68.75	6	1 - 5	5 - 6	4
Oregon	8	19 - 25	76.00	11	5 - 6	8 - 9	5
Rutgers	7	20 - 26	76.92	18	11 - 7	2 - 5	2
Northwestern	7	25 - 32	78.13	17	10 - 7	8 - 8	5
Iowa	7	18 - 23	78.26	13	2 - 11	5 - 6	3
Wisconsin	7	19 - 24	79.17	13	8 - 5	6 - 8	3
Washington	8	23 - 28	82.14	17	10 - 7	6 - 6	4
Michigan	7	25 - 30	83.33	18	8 - 10	7 - 9	3
Indiana	7	16 - 19	84.21	10	6 - 4	6 - 6	3
Minnesota	7	17 - 20	85.00	12	7 - 5	5 - 5	2
Southern California	8	26 - 30	86.67	16	13 - 3	10 - 10	4
Nebraska	7	20 - 23	86.96	17	5 - 12	3 - 5	1
Illinois	7	22 - 25	88.00	16	8 - 8	6 - 7	2
UCLA	8	30 - 33	90.91	27	16 - 11	3 - 3	2
Maryland	7	26 - 28	92.86	21	10 - 11	5 - 5	1
Michigan St.	7	28 - 30	93.33	24	12 - 12	4 - 4	2
Purdue	7	29 - 31	93.55	24	14 - 10	5 - 7	0

OPPONENT PENALTIES

Team	G	No.	Yards	Avg/G
Maryland	7	53	485	69.29
Nebraska	7	41	427	61
Illinois	7	45	399	57
Oregon	8	52	413	51.63
Purdue	7	38	349	49.86
Minnesota	7	35	344	49.14
Iowa	7	41	338	48.29
Wisconsin	7	43	326	46.57
Rutgers	7	41	326	46.57
Indiana	7	38	322	46
Washington	8	39	312	39
Penn St.	7	34	271	38.71
Southern California	8	40	303	37.88
UCLA	8	35	302	37.75
Michigan	7	34	252	36
Michigan St.	7	28	240	34.29
Northwestern	7	23	211	30.14
Ohio St.	7	20	166	23.71



TIME OF POSSESSION

Team	G	Total possession	Avg/G
UCLA	8	251:25	31:26
Ohio St.	7	218:49	31:16
Penn St.	7	218:46	31:15
Nebraska	7	218:25	31:12
Michigan St.	7	216:37	30:57
Southern California	8	247:31	30:56
Oregon	8	244:36	30:35
Maryland	7	213:52	30:33
Minnesota	7	210:35	30:05
Michigan	7	210:13	30:02
Indiana	7	210:04	30:01
Washington	8	239:15	29:55
Rutgers	7	209:03	29:52
Northwestern	7	200:54	28:42
Illinois	7	200:41	28:40
Wisconsin	7	199:07	28:27
Purdue	7	197:36	28:14
Iowa	7	192:51	27:33



**2024-25 Big Ten Football
Conference Active Individual Leaders
In Conference games**

RUSHING (Minimum Games Played Pct. 75%, 10 Rushing Attempts/Game)

#	Player	G	Att.	Yds	Avg.	TD	Lg	Avg/g
---	--------	---	------	-----	------	----	----	-------

PASSING AVG/GAME (Minimum Games Played Pct. 75%)

#	Player	G	Comp-att-int	Yds	TD	Avg/g
---	--------	---	--------------	-----	----	-------

PASS EFFICIENCY (Minimum Games Played Pct. 75%, 15 Total Passes/Game)

#	Player	G	Comp-att-int	Yds	TD	Eff.
---	--------	---	--------------	-----	----	------

RECEPTIONS/GAME (Minimum Games Played Pct. 75%)

#	Player	G	No.	Yds	TD	Lg	Yds/g	Rec/g
---	--------	---	-----	-----	----	----	-------	-------

RECEIVE YDS/GAME (Minimum Games Played Pct. 75%)

#	Player	G	No.	Yds	TD	Long	Avg/c	Yds/g
---	--------	---	-----	-----	----	------	-------	-------

ALL PURPOSE (Minimum Games Played Pct. 75%)

#	Player	G	Rush	Rcv	PR	KR	Yds	Avg/g
---	--------	---	------	-----	----	----	-----	-------

PUNTING (Minimum Games Played Pct. 75%, 3.6 Punts/Game)

#	Player	G	No.	Yds	Lg	120	50+	TB	Avg.
---	--------	---	-----	-----	----	-----	-----	----	------

FIELD GOALS (Minimum Games Played Pct. 75%)

#	Player	G	Made	Att.	Long	Pct.	Avg.
---	--------	---	------	------	------	------	------

FIELD GOAL PCT (Minimum Games Played Pct. 75%)

#	Player	G	Made	Att.	Long	Pct.
---	--------	---	------	------	------	------

PAT KICKING PCT (Minimum Games Played Pct. 75%)

#	Player	G	Made	Att.	Pct.
---	--------	---	------	------	------

TOTAL OFFENSE (Minimum Games Played Pct. 75%)

#	Player	G	Rush	Pass	Plays	Total	Yds/g
---	--------	---	------	------	-------	-------	-------

SCORING (Minimum Games Played Pct. 75%)

#	Player	G	TD	FG	XPT	2XP	Pts	Pts/g
---	--------	---	----	----	-----	-----	-----	-------

SCORING (TDs) (Minimum Games Played Pct. 75%, 1 Touchdowns)

#	Player	G	Run	Rec	Ret	Pts	Avg/g
---	--------	---	-----	-----	-----	-----	-------

SCORING (KICK) (Minimum Games Played Pct. 75%)

#	Player	G	PAT	FG	Pts	Avg/g
---	--------	---	-----	----	-----	-------

PUNT RETURN AVG (Minimum Games Played Pct. 75%)

#	Player	G	No.	Yds	TD	Long	Avg.
---	--------	---	-----	-----	----	------	------

KICK RETURN AVG (Minimum Games Played Pct. 75%)

#	Player	G	No.	Yds	TD	Long	Avg.
---	--------	---	-----	-----	----	------	------



2024-25 Big Ten Football
Conference Active Individual Leaders
In Conference games

TACKLES (All positions) (Minimum Games Played Pct. 75%)

#	Player	G	Pos	Solo	Ast	Total	Avg/g
---	--------	---	-----	------	-----	-------	-------

SACKS (Minimum Games Played Pct. 75%)

#	Player	G	Pos	Solo	Ast	Total	Avg/g
---	--------	---	-----	------	-----	-------	-------

TACKLES FOR LOSS (Minimum Games Played Pct. 75%, 1.25 Total Tackles For Loss/Game)

#	Player	G	Pos	Solo	Ast	Total	Avg/g
---	--------	---	-----	------	-----	-------	-------



2024-25 Big Ten Football
Conference Active Individual Leaders
In Conference games

FUMBLES FORCED (Minimum Games
Played Pct. 75%)

#	Player	G	No.	Avg/g
---	--------	---	-----	-------

FUMBLES RECOVERED (Minimum
Games Played Pct. 75%)

#	Player	G	No.	Avg/g
---	--------	---	-----	-------

PASSES DEFENDED (Minimum Games
Played Pct. 75%)

#	Player	G	Brup	Int.	Total	Avg/g
---	--------	---	------	------	-------	-------

INTERCEPTIONS (Minimum Games
Played Pct. 75%)

#	Player	G	No.	Yds	TD	Long	Avg/g
---	--------	---	-----	-----	----	------	-------