



2024 BIG TEN FOOTBALL WEEKLY RELEASE - OCTOBER 22

Primary Contact: Megan Althoff, Director, Sports Communications • Office: 847-696-1010 ext. 129 • E-mail: mrowley@bigten.org • Twitter: @B1Gfootball

2024 CONFERENCE & OVERALL STANDINGS

| | Conference Games | | | | | All Games | | | | | |
|----------------|------------------|------|-----|-----|------|-----------|------|-----|-----|-----|------|
| | W-L | PCT | H | A | STRK | W-L | PCT | H | A | N | STRK |
| Indiana | 4-0 | 1.00 | 2-0 | 2-0 | W4 | 7-0 | 1.00 | 5-0 | 2-0 | 0-0 | W7 |
| Oregon | 4-0 | 1.00 | 2-0 | 2-0 | W4 | 7-0 | 1.00 | 4-0 | 3-0 | 0-0 | W7 |
| Penn State | 3-0 | 1.00 | 2-0 | 1-0 | W5 | 6-0 | 1.00 | 4-0 | 2-0 | 0-0 | W6 |
| Illinois | 3-1 | .750 | 2-0 | 1-1 | W2 | 6-1 | .857 | 5-0 | 1-1 | 0-0 | W2 |
| Wisconsin | 3-1 | .750 | 1-0 | 2-1 | W3 | 5-2 | .714 | 3-1 | 2-1 | 0-0 | W3 |
| Ohio State | 2-1 | .667 | 1-0 | 1-1 | L1 | 5-1 | .833 | 4-0 | 1-1 | 0-0 | L1 |
| Nebraska | 2-2 | .500 | 1-1 | 1-1 | L1 | 5-2 | .714 | 4-1 | 1-1 | 0-0 | L1 |
| Iowa | 2-2 | .500 | 1-0 | 1-2 | L1 | 4-3 | .571 | 3-1 | 1-2 | 0-0 | L1 |
| Michigan | 2-2 | .500 | 2-0 | 0-2 | L2 | 4-3 | .571 | 4-1 | 0-2 | 0-0 | L2 |
| Michigan State | 2-2 | .500 | 1-1 | 1-1 | W1 | 4-3 | .571 | 3-1 | 1-2 | 0-0 | W1 |
| Minnesota | 2-2 | .500 | 1-1 | 1-1 | W2 | 4-3 | .571 | 3-2 | 1-1 | 0-0 | W2 |
| Washington | 2-2 | .500 | 2-0 | 0-2 | L1 | 4-3 | .571 | 4-0 | 0-2 | 0-1 | L1 |
| Maryland | 1-3 | .250 | 1-1 | 0-2 | W1 | 4-3 | .571 | 3-2 | 1-1 | 0-0 | W1 |
| Rutgers | 1-3 | .250 | 1-2 | 0-1 | L3 | 4-3 | .571 | 3-2 | 1-1 | 0-0 | L3 |
| Northwestern | 1-3 | .250 | 1-2 | 0-1 | L1 | 3-4 | .429 | 2-3 | 1-1 | 0-0 | L1 |
| USC | 1-4 | .200 | 1-1 | 0-3 | L3 | 3-4 | .429 | 2-1 | 0-3 | 1-0 | L3 |
| UCLA | 1-4 | .200 | 0-3 | 1-1 | W1 | 2-5 | .286 | 0-3 | 2-2 | 0-0 | W1 |
| Purdue | 0-4 | .000 | 0-2 | 0-2 | L4 | 1-6 | .143 | 1-3 | 0-2 | 0-0 | L6 |

WEEK 9 SCHEDULE

FRIDAY, OCT. 25

RUTGERS at USC
11 p.m. | FOX

SATURDAY, OCT. 26

WASHINGTON at INDIANA
12 p.m. | Big Ten Network

NEBRASKA at OHIO STATE (HC)
12 p.m. | FOX

NORTHWESTERN at IOWA (HC)
3:30 p.m. | Big Ten Network

MARYLAND at MINNESOTA (HC)
3:30 p.m. | FS1

ILLINOIS at OREGON (HC)
3:30 p.m. | CBS

MICHIGAN STATE at MICHIGAN
7:30 p.m. | Big Ten Network

PENN STATE at WISCONSIN (HC)
7:30 p.m. | NBC

BYE: Purdue, UCLA

All times Eastern

BIG TEN. BIG NEWS.

- Week 9 of the 2024 college football season features eight contests between Big Ten Conference opponents, highlighted by a top-20 matchup on Saturday when No. 20 Illinois travels to top-ranked unbeaten Oregon on Saturday at 3:30 p.m. ET on CBS. Purdue and UCLA will enjoy byes this week, with the complete schedule appearing to the right.
- Six Big Ten teams appear in the AP Poll this week, including three of the top four. Oregon leads the conference at No. 1, followed by No. 3 Penn State, No. 4 Ohio State, No. 13 Indiana and No. 20 Illinois. Nebraska is receiving votes.
- Three Big Ten teams remain undefeated through eight weeks of the 2024 season. Indiana, Oregon and Penn State rank among the 10 NCAA FBS teams sporting perfect records entering Week 9.
- On Monday, the Big Ten announced its Football Players of the Week, presented by IFS.ai. UCLA's Ethan Garbers earned Offensive Player of the Week honors after leading the Bruins to their first-ever Big Ten win on Saturday at Rutgers. Garbers posted career-highs in passing yards (383) and touchdowns (4) while recording the fifth-highest completion percentage by a Bruin QB since 1980 (32-38, 84%).
- Illinois' Gabe Jacas took home Defensive Player of the Week accolades, recording a career-high 13 tackles including six solo, 2.5 sacks and a forced fumble in the Illini's 21-7 win over No. 24 Michigan.
- Special Teams Player of the Week honors went to Michigan State's Jonathan Kim. Kim split the uprights on a school-record 6-of-7 on field goals, including making four of 40+ yards in Michigan State's 32-20 victory against Iowa. His six field goals tie Big Ten record, matching Jake Moody of Michigan with six field goals vs. Indiana (11/17/18), while his 20 points set a top mark in modern-day Big Ten history by a kicker, bettering 19 (Moody) in the 2018 win over Indiana.
- Spartan's Nick Marsh was named Freshman of the Week after recording 113 receiving yards and tying a season high with eight catches to help Michigan State past Iowa, 32-20, Saturday night in Spartan Stadium. Marsh's last catch went for 11 yards to the one-yard line to set up MSU's final touchdown of the game with 2:03 remaining to seal the victory.
- Illinois matched their best seven-game start this century with a win over Michigan, improving to 6-1 for the fourth time and second under Bret Bielema (2022). They earned their third ranked win of the season on Saturday, matching a program-record since 1960. The Illini will face the No. 1 team in the nation for the 16th time in program history and the first time since the 2007 win at No. 1 Ohio State. Meanwhile, the unbeaten Ducks have won 12 consecutive home games heading into this weekend's top-20 showdown.
- Indiana and Ohio State currently rank among the top 15 nationally in both scoring offense and scoring defense. The Buckeyes rank third in scoring defense (11.0 points per game), while ranking six in scoring offense (43.5 points per game). The Hoosiers lead the nation in scoring offense (48.7 points per game), while ranking seventh in scoring defense (13.7 points per game).
- Seven additional Big Ten teams rank in the top 25 in terms of scoring defense: Penn State (9th, 14.5 points per game), Minnesota (11th, 15.9 points per game), Oregon (13th, 16.6 points per game), Washington (16th, 17.0 points per game), Wisconsin (18th, 17.6 points per game), Nebraska (19th, 17.7 points per game) and Illinois (22nd, 18.1 points per game).
- The top two teams in the regular season standings will meet in the 2024 Discover Big Ten Championship Game on Saturday, Dec. 7 at Lucas Oil Field in Indianapolis, Ind. The game, which will be broadcast on CBS for the first time ever, will be the first in conference history to match the No. 1 and No. 2 teams in the overall conference standings.

WEEK 8 RESULTS

FRIDAY, OCT. 18

OREGON def. PURDUE, 35-0

SATURDAY, OCT. 19

INDIANA def. NEBRASKA, 56-7
WISCONSIN def. NORTHWESTERN, 23-3
UCLA def. RUTGERS, 35-32
ILLINOIS def. MICHIGAN, 21-7
MARYLAND def. USC, 29-28
MICHIGAN STATE def. IOWA, 32-20

BYE: Minnesota, Ohio State, Penn State, Washington

BIG LIFE. BIG STAGE. BIG TEN.

The Big Ten Academic Alliance is an academic consortium of all 18 Big Ten universities, which is widely considered to be the model for effective and voluntary collaboration among top research universities.

| AP TOP 25 POLL Oct. 20 | | | | US LBM COACHES POLL Oct. 20 | | | | 2024 BIG TEN PLAYERS OF THE WEEK presented by IFS.ai | |
|---------------------------|----------------|--------|------|--------------------------------|-----|-----------------|--------|--|------|
| Rk. | School (Votes) | Record | Pts | Prev | Rk. | School (Votes) | Record | Pts | Prev |
| 1. | OREGON (59) | 7-0 | 1523 | 2 | 1. | OREGON (51) | 7-0 | 1323 | 2 |
| 2. | Georgia (2) | 6-1 | 1434 | 5 | 2. | Georgia (2) | 6-1 | 1238 | 4 |
| 3. | PENN STATE | 6-0 | 1375 | 3 | 3. | PENN STATE | 6-0 | 1197 | 3 |
| 4. | OHIO STATE | 5-1 | 1353 | 4 | 4. | OHIO STATE | 5-1 | 1107 | 5 |
| 5. | Texas | 6-1 | 1257 | 1 | 5. | Miami (FL) | 7-0 | 1087 | 6 |
| 6. | Miami (FL) | 7-0 | 1242 | 6 | 6. | Texas | 6-1 | 1082 | 1 |
| 7. | Tennessee | 6-1 | 1075 | 11 | 7. | LSU | 6-1 | 946 | 8 |
| 8. | LSU | 6-1 | 1049 | 8 | 8. | Tennessee | 6-1 | 916 | 10 |
| 9. | Clemson | 6-1 | 984 | 10 | 9. | Clemson | 6-1 | 907 | 9 |
| 10. | Iowa State | 7-0 | 972 | 9 | 10. | Iowa State | 7-0 | 829 | 12 |
| 11. | BYU | 7-0 | 910 | 13 | 11. | Notre Dame | 6-1 | 809 | 11 |
| 12. | Notre Dame | 6-1 | 891 | 12 | 12. | BYU | 7-0 | 740 | 13 |
| 13. | INDIANA | 7-0 | 830 | 16 | 13. | INDIANA | 7-0 | 651 | 18 |
| 14. | Texas A&M | 6-1 | 748 | 14 | 14. | Texas A&M | 6-1 | 641 | 14 |
| 15. | Alabama | 5-2 | 643 | 7 | 15. | Alabama | 5-2 | 554 | 7 |
| 16. | Kansas State | 6-1 | 576 | 17 | 16. | Kansas State | 6-1 | 488 | 17 |
| 17. | Boise State | 5-1 | 573 | 15 | 17. | Missouri | 6-1 | 486 | 16 |
| 18. | Ole Miss | 5-2 | 408 | 18 | 18. | Ole Miss | 5-2 | 444 | 15 |
| 19. | Pittsburgh | 6-0 | 396 | 20 | 19. | Boise State | 5-1 | 379 | 19 |
| 20. | ILLINOIS | 6-1 | 392 | 22 | 20. | Pittsburgh | 6-0 | 359 | 20 |
| 21. | Missouri | 6-1 | 359 | 19 | 21. | ILLINOIS | 6-1 | 347 | 21 |
| 22. | SMU | 6-1 | 313 | 21 | 22. | SMU | 6-1 | 249 | 23 |
| 23. | Army | 7-0 | 193 | 23 | 23. | Army West Point | 7-0 | 185 | 24 |
| 24. | Navy | 6-0 | 166 | 25 | 24. | Navy | 6-0 | 115 | NR |
| 25. | Vanderbilt | 5-2 | 92 | NR | 25. | Vanderbilt | 5-2 | 37 | NR |

Others receiving votes: Washington State 46, Syracuse 15, UNLV 5, Duke 2, South Carolina 1, **NEBRASKA 1**, Liberty 1.

Others receiving votes: UNLV 28; Syracuse 27; Washington State 25; Duke 7; Memphis 6; Liberty 6; **WISCONSIN 3**; Tulane 3; Cincinnati 2; **NEBRASKA 1**; Arizona State 1.

- 9/2 O: Miller Moss, USC
D: Kevin Winston, PSU
S: Mateen Bhagani, UCLA
S: Dominic Zvada, MICH
- 9/9 F: Dominic Raiola, NEB
O: Kyle Monangai, RUT
D: Xavier Scott, ILL
S: Tez Johnson, ORE
F: Nick Marsh, MSU
- 9/16 O: Kurtis Rourke, IND
D: Dante Trader Jr., MD
S: Atticus Sappington, ORE
F: Kerry Brown, MINN
- 9/23 O: Luke Altmyer, ILL
O: Kaleb Johnson, IOWA
D: Josiah Stewart, MICH
S: Tommy Doman, MICH
F: Khmori House, WASH
- 9/30 O: Kaleb Mullings, MICH
O: Tex Johnson, ORE
D: Abdul Carter, PSU
S: Dominic Zvada, MICH
F: Jeremiah Smith, OSU
- 10/7 O: Kurtis Rourke, Sr., QB, IND
O: Emeka Egbuka, Gr., WR, OSU
D: Jordan Burch, Sr., DE, ORE
ST: Brian Buschini, Sr., P, NEB
F: Trech Kekahuna, WR, WIS
- 10/14 O: Dillon Gabriel, Sr., QB, ORE
O: Tyler Warren, Sr., TE, PSU
D: Aaron Graves, Jr., DL, IOWA
D: Koi Perich, Fr., DB, MINN
ST: Luke Akers, Jr., K/P, NU
F: Ryan Barker, K, PSU
- 10/21 O: Ethan Garbers, Sr., QB, UCLA
D: Gabe Jacas, Jr., OLB, ILL
ST: Jonathan Kim, Gr., P/K, MSU
F: Nick Marsh, WR, MSU

BIG TEN COACHING RECORDS

| Coch. School | Career (Yrs) | At School (Yrs) | Big Ten Only |
|----------------------|----------------|-----------------|--------------|
| Bret Bielema, ILL | 121-78 (16th) | 24-20 (4th) | 52-35 |
| Curt Cignetti, IND | 126-35 (14th) | 7-0 (1st) | 4-0 |
| Kirk Ferentz, IOWA | 212-143 (29th) | 200-122 (26th) | 124-88 |
| Michael Locksley, MD | 35-62 (10th) | 33-36 (7th) | 16-35 |
| Sherrone Moore, MICH | 4-3 (1st) | 4-3 (1st) | 2-2 |
| P.J. Fleck, MINN | 84-59 (12th) | 54-37 (8th) | 31-34 |
| Jonathan Smith, MSU | 38-38 (7th) | 4-3 (1st) | 2-2 |
| Matt Rhule, NEB | 57-52 (9th) | 10-9 (2nd) | 5-8 |
| David Braun, NU | 11-9 (2nd) | 11-9 (2nd) | 6-7 |
| Dan Lanning, ORE | 28-5 (3rd) | 28-5 (3rd) | 4-0 |
| Ryan Day, OSU | 61-9 (7th) | 61-9 (7th) | 41-4 |
| James Franklin, PSU | 118-54 (13th) | 94-39 (11th) | 59-32 |
| Ryan Walters, PUR | 5-14 (2nd) | 5-14 (2nd) | 3-10 |
| Greg Schiano, RU | 91-98 (16th) | 91-98 (15th) | 10-30 |
| DeShaun Foster, UCLA | 2-5 (1st) | 2-5 (1st) | 1-4 |
| Lincoln Riley, USC | 77-22 (8th) | 22-12 (3rd) | 1-4 |
| Jedd Fisch, WASH | 21-25 (4th) | 4-3 (1st) | 2-2 |
| Luke Fickell, WIS | 76-33(9th) | 13-8 (2nd) | 11-10 |

FOLLOW THE BIG TEN

The Big Ten football page on bigten.org will feature notes, recaps, statistics, standings and more. You can also keep track of Big Ten football in real time by following the conference on Twitter @B1Gfootball and @BigTen or becoming a fan of the Big Ten Conference on Facebook to receive exclusive updates.



COLLEGEPRESSBOX.COM

collegepressbox is the official media website for Division I football. Access and download game notes, quotes, statistics, media guides, headshots, logos and more for all FBS schools, conferences, postseason games, awards and the College Football Playoff. For access, please register for an account at collegepressbox.com/register.



BIG LIFE. BIG STAGE. BIG TEN.

Every Big Ten Academic Alliance institution ranks among the top 90 universities in the nation according to the 2024 Academic Ranking of World Universities, including 10 in the top 40.

BIG TEN IN THE POLLS

AP/US LBM Coaches

| | ILL | IND | IOWA | MD | MICH | MSU | MINN | NEB | NU | ORE | OSU | PSU | PUR | RU | UCLA | USC | WASH | WIS |
|-----------|-------|-------|-------|------|-------|------|------|-------|-----|-----|-----|------|-----|-------|------|-------|-------|-------|
| Preseason | -/- | -/- | 25/25 | -/RV | 9/8 | -/- | -/- | RV/RV | -/- | 3/3 | 2/2 | 8/9 | -/- | -/- | -/- | 23/23 | RV/RV | RV/RV |
| Sept. 3 | -/- | -/- | 21/21 | -/RV | 10/9 | -/- | -/- | RV/RV | -/- | 7/6 | 2/2 | 8/8 | -/- | -/- | -/- | 13/14 | RV/RV | RV/RV |
| Sept. 8 | RV/RV | -/RV | RV/RV | -/- | 17/16 | -/RV | -/- | 23/24 | -/- | 9/6 | 3/2 | 8/7 | -/- | -/- | -/- | 11/11 | 22/RV | RV/RV |
| Sept. 15 | 24/RV | RV/RV | RV/RV | -/- | 18/17 | -/RV | -/- | 22/22 | -/- | 9/6 | 3/3 | 10/8 | -/- | -/- | -/- | 11/12 | -/RV | -/- |
| Sept. 22 | 19/21 | RV/RV | RV/RV | -/- | 12/12 | -/- | -/- | -/RV | -/- | 8/7 | 3/3 | 9/8 | -/- | -/RV | -/- | 13/16 | -/RV | -/- |
| Sept. 29 | 24/25 | 23/24 | RV/RV | -/- | 10/10 | -/- | -/- | RV/RV | -/- | 6/6 | 3/3 | 7/7 | -/- | RV/RV | -/- | 11/15 | -/- | -/- |
| Oct. 6 | 23/23 | 18/20 | RV/RV | -/- | 24/21 | -/- | -/- | RV/RV | -/- | 3/3 | 2/2 | 4/5 | -/- | -/RV | -/- | RV/RV | RV/RV | -/- |
| Oct. 13 | 22/21 | 16/18 | RV/RV | -/- | 24/22 | -/- | -/- | RV/25 | -/- | 2/2 | 4/5 | 3/3 | -/- | -/- | -/- | RV/- | -/- | -/- |
| Oct. 20 | 20/21 | 13/13 | -/- | -/- | -/- | -/- | -/- | RV/RV | -/- | 1/1 | 4/4 | 3/3 | -/- | -/- | -/- | -/- | -/- | -/RV |

BIG TEN FOOTBALL AWARDS

The Big Ten will continue to honor its past while recognizing its current standouts at the conclusion of the 2024 campaign. The Big Ten's enhanced football awards program presents 19 individual trophies in addition to the Big Ten Championship trophy, bearing the names of one or two former standouts. The distinguished names on these football awards honor just a small sampling of the countless students and coaches who have contributed to the conference's rich and storied history.

Seventeen of the honors will be awarded immediately following the regular season, including awards for the best quarterback, running back, receiver, tight end, offensive lineman, defensive lineman, linebacker, defensive back, kicker, punter and return specialist. Each of these individual position awards features the names of two former standouts.

The Big Ten will also continue to honor the conference's top coaches, offensive and defensive players and linemen and freshmen with end-of-year trophies. Big Ten coaches have the opportunity to claim two awards. Media voters will select the Dave McClain Coach of the Year, which has been awarded since 1972, while coaches vote for the Hayes-Schembechler Coach of the Year award. The top offensive player will receive the Graham-George Offensive Player of the Year award, the best defensive player will be awarded the Nagurski-Woodson Defensive Player of the Year award and the top freshman will receive the Thompson-Randle El Freshman of the Year award.

The winner of the Discover Big Ten Football Championship Game will receive the Amos Alonzo Stagg Championship Trophy, while the most outstanding player in the game will be awarded the Grange-Griffin Championship Game Most Valuable Player award. The conference also created two postcollegiate awards - the Ford-Kinnick Leadership Award and the Dungy-Thompson Humanitarian Award.

The full list of awards, along with a breakdown of the former standouts appearing in each award's name, appears to the right.

| NAME OF AWARD | NAMED FOR |
|---|---|
| Championship Game Awards | |
| Amos Alonzo Stagg Championship Trophy | Amos Alonzo Stagg, Chicago |
| Grange-Griffin Championship Game MVP <i>(media vote only)</i> | Harold Edward "Red" Grange, Illinois Archie Griffin, Ohio State |
| Postcollegiate Awards <i>(vote by school administrators)</i> | |
| Ford-Kinnick Leadership Award | Gerald R. Ford, Michigan Nile Kinnick, Iowa |
| Dungy-Thompson Humanitarian Award | Tony Dungy, Minnesota Anthony Thompson, Indiana |
| Annual Awards <i>(combined vote by coaches and media, unless otherwise noted)</i> | |
| Graham-George Offensive Player of the Year | Otto Graham, Northwestern Eddie George, Ohio State |
| Nagurski-Woodson Defensive Player of the Year | Bronislau "Bronko" Nagurski, Minnesota Charles Woodson, Michigan |
| Hayes-Schembechler Coach of the Year <i>(coaches vote only)</i> | Wayne Woodrow "Woody" Hayes, Ohio State Glenn Edward "Bo" Schembechler, Michigan |
| Dave McClain Coach of the Year <i>(media vote only)</i> | Dave McClain, Wisconsin |
| Thompson-Randle El Freshman of the Year | Darrell Thompson, Minnesota Antwaan Randle El, Indiana |
| Rimington-Pace Offensive Lineman of the Year | Dave Rimington, Nebraska Orlando Pace, Ohio State |
| Smith-Brown Defensive Lineman of the Year | Charles Aaron "Bubba" Smith, Michigan State Courtney Brown, Penn State |
| Griese-Brees Quarterback of the Year | Bob Griese, Purdue Drew Brees, Purdue |
| Ameche-Dayne Running Back of the Year | Alan Ameche, Wisconsin Ron Dayne, Wisconsin |
| Tatum-Woodson Defensive Back of the Year | Jack Tatum, Ohio State Rod Woodson, Purdue |
| Butkus-Fitzgerald Linebacker of the Year | Dick Butkus, Illinois Pat Fitzgerald, Northwestern |
| Richter-Howard Receiver of the Year | Pat Richter, Wisconsin Desmond Howard, Michigan |
| Kwalick-Clark Tight End of the Year | Ted Kwalick, Penn State Dallas Clark, Iowa |
| Bakken-Andersen Kicker of the Year | Jim Bakken, Wisconsin Morten Andersen, Michigan State |
| Eddleman-Fields Punter of the Year | Thomas Dwight "Dike" Eddleman, Illinois Brandon Fields, Michigan State |
| Rodgers-Dwight Return Specialist of the Year | Johnny Rodgers, Nebraska Tim Dwight, Iowa |

BIG LIFE. BIG STAGE. BIG TEN.

The Big Ten leads all conferences with more than 1,900 Academic All-Americans, including 80 honorees during the 2023-24 academic year.

2024 BIG TEN FOOTBALL CHAMPIONSHIP GAME



The 2024 Big Ten Football Championship Game will kick off from Lucas Oil Stadium in Indianapolis at 8 p.m. ET on Dec. 7, 2024.

The winner of the East Division will meet the winner of the West Division, with the game's victor earning the Big Ten Championship and a chance to play in one of the six bowls that comprise the College Football Playoff, including the Rose Bowl Game.

CBS will serve as the official broadcast partner of the Big Ten Football Championship Game, while Lucas Oil Stadium will host the title games through at least 2024.

For more information on the Big Ten Football Championship Game, including details on potential public ticket sales, stadium safety protocols and ancillary events in and around the city of Indianapolis, visit the Game's official web site at bigten.org/fcg.

The Big Ten Communications staff will inform media members on credential application procedures at a later date.

CHAMPIONSHIP GAME QUICK FACTS

Date: Saturday, Dec. 7, 2024

Time: 8 p.m. ET

Television: CBS

Site: Indianapolis, Ind.

Facility: Lucas Oil Stadium

Surface: FieldTurf

Capacity: 65,972

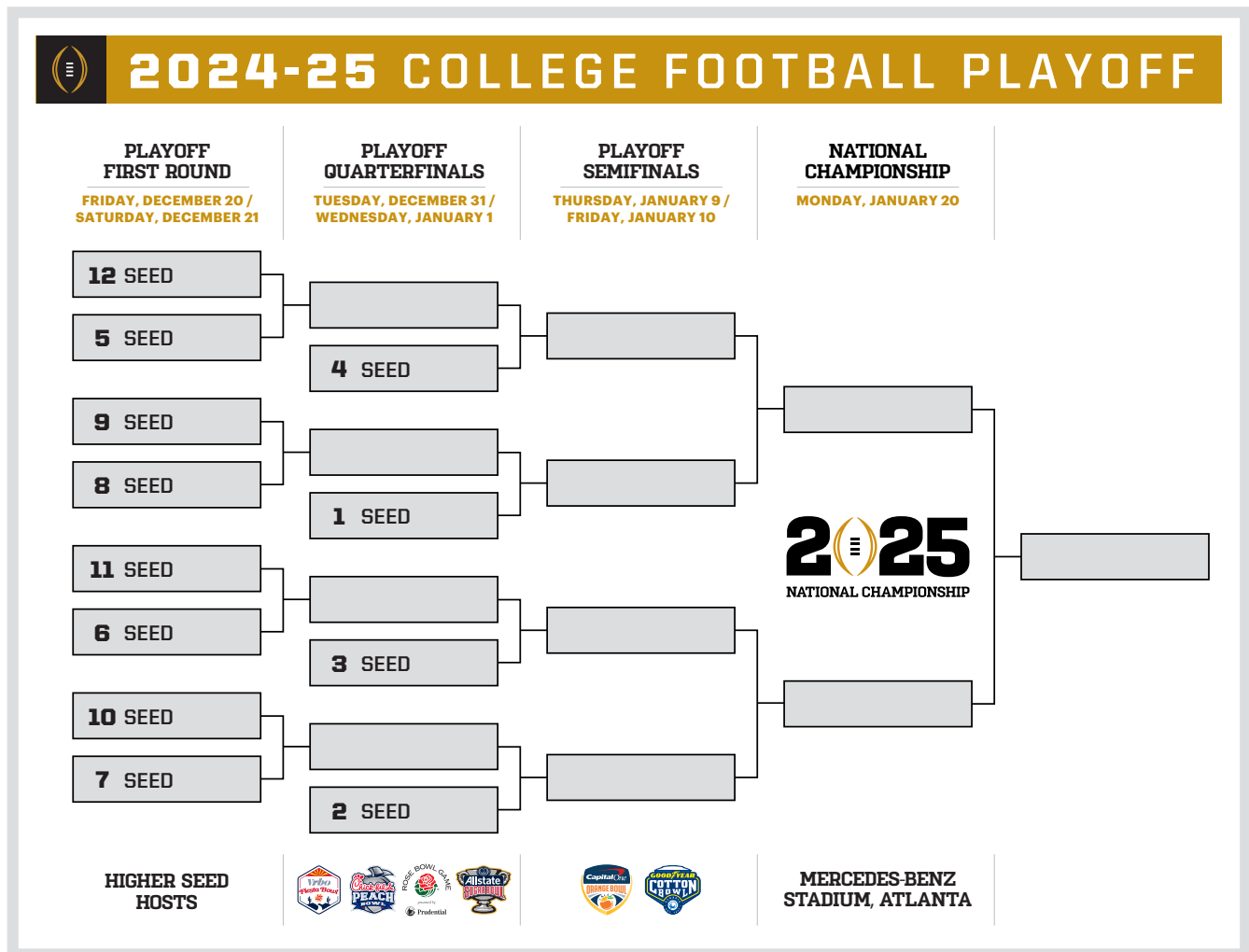


BIG LIFE. BIG STAGE. BIG TEN.

Big Ten Academic Alliance schools annually conduct \$17 billion in funded research.

2024-25 COLLEGE FOOTBALL PLAYOFF FORMAT

- The 12 participating teams will be the five conference champions ranked highest by the CFP selection committee, plus the next seven highest-ranked teams.
- The ranking of the teams will continue to be done by a selection committee.
- The four highest-ranked conference champions will be seeded one through four and will receive a first-round bye. The fifth conference champion will be seeded where it was ranked or at No. 12 if it is outside the top 12 rankings. Non-conference champions ranked in the top four will be seeded beginning at No. 5. Because of this, the seeding, 1 through 12, could look different than the final rankings.
- The eight teams seeded No. 5-12 will play in a first round with the higher seeds hosting the lower seeds either on campus or at other sites designated by the higher-seeded institution (No. 12 at No. 5, No. 11 at No. 6, No. 10 at No. 7 and No. 9 at No. 8.).
- The selection committee will assign the four highest-ranked conference champions to Playoff Quarterfinals hosted by bowls. This will be done in consideration of historic bowl relationships, then in consideration of rankings. For example, if the Sugar Bowl hosts a Playoff Quarterfinal and the SEC champion is ranked No. 1 and the Big 12 champion is ranked No. 3, the SEC champion would be assigned to the Sugar Bowl and the Big 12 champion would be assigned elsewhere.
- With the four highest-ranked conference champions assigned to bowls, their four Playoff Quarterfinal opponents will be dictated by the bracket (i.e., No. 1 vs. No. 8/9 winner, No. 4 vs. No. 5/12 winner, No. 2 vs. 7/10 winner; No. 3 vs. 6/11 winner.)
- The College Football Playoff bracket will follow the selection committee’s rankings, with no modifications made to avoid rematches between teams that may have played during the regular season or are from the same conference.
- The bracket will remain in effect throughout the playoff (i.e., no re-seeding).
- The highest seed will receive preferential placement for the Playoff Semifinal bowl assignment.
- All 11 games will be under the CFP umbrella with the administrative policies determined by the CFP.



BIG LIFE. BIG STAGE. BIG TEN.

Big Ten schools have won at least five national championships in 26 of the last 30 years, averaging nearly seven per year during that span.

BIG TEN X ABBOTT - THE WE GIVE BLOOD DRIVE

Every season we give it everything we have. We give our strength, we give our souls and so much more – it's in our blood. And now we can give that too. This season, Abbott and the Big Ten are pitting school against school in the largest blood donation competition of our lifetime to fight the largest blood shortage in a generation.

Want your school to win? Then don't give up. Give blood. Every donation scores one point for your school on the leaderboard.











The winning school will receive \$1 million to advance student or community health.

Individual donors will be offered a free one month subscription to B1G+ and will be entered to win a trip to the 2024 Discover® Big Ten Football Championship Game on December 7, 2024.

Students will be able to donate at mobile blood drives on campus, and alumni, fans and students alike can donate at blood donation centers across the country. Results will be tracked in real time at BigTen.Org/Abbott after donors attribute donations to their favorite school.

BIG TEN DONATION LEADERBOARD

(as of Oct. 21)

| | UNIVERSITY | LIVES SAVED | DONORS |
|---|------------|-------------|--------|
|  | Nebraska | 3993 | 1331 |
|  | UCLA | 1392 | 464 |
|  | Wisconsin | 1299 | 433 |
|  | Purdue | 1149 | 383 |
|  | Michigan | 1038 | 346 |
|  | Iowa | 915 | 305 |
|  | Ohio State | 852 | 284 |
|  | Washington | 822 | 274 |
|  | Indiana | 810 | 270 |
|  | Illinois | 804 | 268 |

BIG TEN CONFERENCE

16,260
LIVES SAVED

5,420
DONORS



Big Life. Big Stage. Big Ten.

Since its inception in 1896, the pursuit and attainment of academic excellence has been a priority for every Big Ten member institution. But maintaining the conference's standard of competing at the highest level in athletics also endures as an important component of the Big Ten experience. Striking that balance between academics and athletics is integral to the Big Ten's identity. Recognized as one of intercollegiate sports' most successful undertakings, the Big Ten strives for success from its students not only on the field and in the classroom, but around the world as well.

PREMIER ACADEMIC INSTITUTIONS

The Big Ten Academic Alliance is an academic consortium of all 18 Big Ten universities, which is widely considered to be the model for effective and voluntary collaboration among top research universities.

Every Big Ten Academic Alliance institution ranks among the top 90 universities in the nation according to the 2024 Academic Ranking of World Universities, including 10 in the top 40.

The Big Ten leads all conferences with more than 1,900 Academic All-Americans, including 80 honorees during the 2023-24 academic year.

Big Ten Academic Alliance schools annually conduct \$17 billion in funded research.

A HISTORY OF ATHLETIC SUCCESS

Big Ten schools have won at least five national championships in 26 of the last 30 years, averaging nearly seven per year during that span.

Since the 2005-06 academic year, current Big Ten institutions have claimed 119 team national championships in 26 different sports.

BROAD-BASED PROGRAMMING

Big Ten institutions support more than 11,000 participation opportunities on 350 teams in 42 different sports.

The Big Ten sponsors 28 official conference sports, 14 for men and 14 for women.

The Big Ten leads the nation in total students competing in intercollegiate athletics and participation opportunities, and sponsors more official sports than all conferences except the Ivy League.

Nearly 2,000 Big Ten competitors have participated in the Olympics, winning more than 600 medals, including more than 200 gold. The Big Ten Conference enjoyed its finest performance at a single Olympic Games during the 2024 Summer Olympics in Paris, France, as athletes with Big Ten ties set conference records by earning 98 total medals and 27 gold medals during the 17-day competition, surpassing the previous mark of 51 medals at the 2020 Summer Games in Tokyo, Japan. All 18 Big Ten member schools were represented at the 2024 Summer Games, competing for 64 nations in 17 sports.

PASSIONATE FOLLOWING

The Big Ten leads all conferences with 9.4 million alumni and nearly 823,000 students.

Big Ten men's and women's basketball combined for 4.3 million fans in their home arenas throughout the 2023-24 season and paced the nation in total attendance. Volleyball Day in Nebraska attracted 92,003 fans, the largest attendance in women's sports history. All seven of the Big Ten ice hockey teams also ranked in the top 15 nationally in average attendance.

In 2023-24, Big Ten women's basketball programs set ratings records on seven different networks – BTN, FOX, FS1, NBC, Peacock, ESPN and CBS.

LEADERS IN INNOVATION

Took part in the nation's first bowl game, winning the 1902 Rose Bowl Game, and signed an exclusive contract with the Tournament of Roses in 1946, making it the first bowl with permanent conference affiliations.

Awarded the first Big Ten Medal of Honor in 1915, honoring outstanding seniors who demonstrated excellence in academics and athletics.

Formed the Big Ten Advisory Commission in 1972, enlisting former students that competed in conference athletics to serve as liaisons to the NCAA's Diversity and Inclusion Department, the Big Ten Student-Athlete Advisory Commission and other organizations.

Became the first conference to voluntarily adopt male and female participation goals after launching its Gender Equity Action Plan in 1992.

Launched the Big Ten Network (BTN) in 2007, the first national conference-owned television network.

Began partnering with the Ivy League to study the effects of head injuries in sports in 2012.

Twenty years after adding instant replay in 2004, announced a state-of-the-art replay center, featuring 18 dedicated replay bays and six dedicated medical observation stations.

Championed new legislation for football permitting coach-to-player helmet communication and the use of sideline video by student-athletes, and coaches, both of which were introduced in the fall of 2024.

EXTENSIVE TELEVISION EXPOSURE

Through the Big Ten's current media agreements with BTN, NBC, Peacock, CBS and FOX, more than 2,000 Big Ten events are produced and distributed nationally and globally on an annual basis.

BTN reaches nearly 50 million homes and is also available via the Fox Sports App, delivering live and on-demand programming to computers, smartphones and tablets. B1G+ streams more than 2,000 additional events each season.

COMMUNITY & IMPACT

The Big Ten Conference is dedicated to making a lasting impact on the communities where its major events are held. In recent years, the conference has hosted sports clinics, renovated recreation centers and given elementary-aged children the chance to experience major Big Ten events.

Around the Big Ten Football Championship Game and Basketball Tournaments, the conference focuses on creating meaningful improvements, aiming to leave each location better than it was found.

Moving forward, the Big Ten will continue to collaborate with the College Football Playoff Foundation, local sports organizations and school district foundations to enhance spaces for teachers and children and provide educational opportunities for youth.

2024 COMPOSITE FOOTBALL SCHEDULE

| DATE/MATCHUP | TIME | BROADCAST | DATE/MATCHUP | TIME | BROADCAST |
|------------------------------------|-----------|-----------------|----------------------------------|-----------|-----------------|
| THURSDAY, AUG. 29 | | | SATURDAY, SEPT. 21 | | |
| Howard at Rutgers | 6 p.m. | Big Ten Network | Iowa at Minnesota | 7:30 p.m. | NBC |
| North Carolina at Minnesota | 8 p.m. | FOX | Michigan State at Boston College | 8 p.m. | ACC Network |
| Eastern Illinois at Illinois | 9 p.m. | Big Ten Network | Purdue at Oregon State | 8:30 p.m. | The CW |
| FRIDAY, AUG. 30 | | | FRIDAY, SEPT. 27 | | |
| Florida Atlantic at Michigan State | 7 p.m. | Big Ten Network | Washington at Rutgers | 8 p.m. | FOX |
| Western Michigan at Wisconsin | 9 p.m. | FS1 | | | |
| SATURDAY, AUG. 31 | | | SATURDAY, SEPT. 28 | | |
| Penn State at West Virginia | 12 p.m. | FOX | Maryland at Indiana | 12 p.m. | Big Ten Network |
| Indiana State at Purdue | 12 p.m. | Big Ten Network | Minnesota at Michigan | 12 p.m. | FOX |
| Illinois State at Iowa | 12 p.m. | Big Ten Network | Nebraska at Purdue (HC) | 12 p.m. | Peacock |
| UConn at Maryland | 12 p.m. | FS1 | Wisconsin at USC | 3:30 p.m. | CBS |
| Florida International at Indiana | 3:30 p.m. | Big Ten Network | Ohio State at Michigan State | 7 p.m. | Peacock |
| Akron at Ohio State | 3:30 p.m. | CBS | Illinois at Penn State (HC) | 7:30 p.m. | NBC |
| Miami (OH) at Northwestern | 3:30 p.m. | Big Ten Network | Oregon at UCLA | 11 p.m. | FOX |
| UTEP at Nebraska | 3:30 p.m. | FOX | | | |
| Idaho at Oregon | 7:30 p.m. | Big Ten Network | FRIDAY, OCT. 4 | | |
| Fresno State at Michigan | 7:30 p.m. | NBC | Michigan State at Oregon | 9 p.m. | FOX |
| UCLA at Hawaii | 7:30 p.m. | CBS | | | |
| Weber State at Washington | 11 p.m. | Big Ten Network | SATURDAY, OCT. 5 | | |
| | | | UCLA at Penn State | 12 p.m. | FOX |
| | | | Purdue at Wisconsin | 12 p.m. | Big Ten Network |
| | | | Indiana at Northwestern | 3:30 p.m. | Big Ten Network |
| | | | Iowa at Ohio State | 3:30 p.m. | CBS |
| | | | Rutgers at Nebraska | 4 p.m. | FS1 |
| | | | USC at Minnesota | 7:30 p.m. | Big Ten Network |
| | | | Michigan at Washington | 7:30 p.m. | NBC |
| | | | | | |
| | | | FRIDAY, OCT. 11 | | |
| | | | Maryland at Northwestern | 8 p.m. | FOX or FS1 |
| | | | | | |
| | | | SATURDAY, OCT. 12 | | |
| | | | Washington at Iowa | 12 p.m. | FOX |
| | | | Wisconsin at Rutgers | 12 p.m. | Big Ten Network |
| | | | Purdue at Illinois | 3:30 p.m. | FS1 |
| | | | Penn State at USC | 3:30 p.m. | CBS |
| | | | Ohio State at Oregon | 7:30 p.m. | NBC |
| | | | Minnesota at UCLA | 9 p.m. | Big Ten Network |
| | | | | | |
| | | | FRIDAY, OCT. 18 | | |
| | | | Oregon at Purdue | 8 p.m. | FOX |
| | | | | | |
| | | | SATURDAY, OCT. 19 | | |
| | | | Nebraska at Indiana (HC) | 12 p.m. | FOX |
| | | | Wisconsin at Northwestern | 12 p.m. | Big Ten Network |
| | | | UCLA at Rutgers (HC) | 12 p.m. | FS1 |
| | | | Michigan at Illinois | 3:30 p.m. | CBS |
| | | | USC at Maryland (HC) | 4 p.m. | FS1 |
| | | | Iowa at Michigan State (HC) | 7:30 p.m. | NBC |
| | | | | | |
| | | | FRIDAY, OCT. 25 | | |
| | | | Rutgers at USC | 11 p.m. | FOX |
| | | | | | |
| | | | SATURDAY, OCT. 26 | | |
| | | | Washington at Indiana | 12 p.m. | Big Ten Network |
| | | | Nebraska at Ohio State (HC) | 12 p.m. | FOX |
| | | | Northwestern at Iowa (HC) | 3:30 p.m. | Big Ten Network |
| | | | Maryland at Minnesota (HC) | 3:30 p.m. | FS1 |
| | | | Illinois at Oregon (HC) | 3:30 p.m. | CBS |
| | | | Michigan State at Michigan | 7:30 p.m. | Big Ten Network |
| | | | Penn State at Wisconsin (HC) | 7:30 p.m. | NBC |
| | | | | | |
| | | | SATURDAY, SEPT. 21 | | |
| | | | Charlotte at Indiana | 12 p.m. | Big Ten Network |
| | | | Villanova at Maryland | 12 p.m. | Big Ten Network |
| | | | Marshall at Ohio State | 12 p.m. | FOX |
| | | | USC at Michigan | 3:30 p.m. | CBS |
| | | | Kent State at Penn State | 3:30 p.m. | Big Ten Network |
| | | | Rutgers at Virginia Tech | 3:30 p.m. | ACC Network |
| | | | UCLA at LSU | 3:30 p.m. | ABC |
| | | | Northwestern at Washington | 7 p.m. | FS1 |
| | | | | | |
| | | | SATURDAY, NOV. 2 | | |
| | | | Ohio State at Penn State | 12 p.m. | FOX |
| | | | Northwestern at Purdue | 12 p.m. | Big Ten Network |
| | | | Oregon at Michigan | 3:30 p.m. | CBS |
| | | | UCLA at Nebraska | 3:30 p.m. | Big Ten Network |
| | | | USC at Washington (HC) | 7:30 p.m. | Big Ten Network |
| | | | Minnesota at Illinois | | |
| | | | Wisconsin at Iowa | | |
| | | | Indiana at Michigan State | | |

BIG LIFE. BIG STAGE. BIG TEN.

Through the Big Ten's new media agreements with BTN, CBS, FOX and NBC/Peacock, more than 2,000 Big Ten events are produced and distributed nationally and globally on an annual basis.

2024 COMPOSITE FOOTBALL SCHEDULE (cont.)

FRIDAY, NOV. 8

Iowa at UCLA 9 p.m. FOX

SATURDAY, NOV. 9Michigan at Indiana
Purdue at Ohio State
Maryland at Oregon
Washington at Penn State
Minnesota at Rutgers**FRIDAY, NOV. 15**

UCLA at Washington 9 p.m. FOX

SATURDAY, NOV. 16Michigan State at Illinois
Rutgers at Maryland
Ohio State at Northwestern (HC) [3]
Penn State at Purdue
Nebraska at USC (HC)
Oregon at Wisconsin**FRIDAY, NOV. 22**

Purdue at Michigan State 8 p.m. FOX

SATURDAY, NOV. 23Iowa at Maryland
Northwestern at Michigan
Penn State at Minnesota
Wisconsin at Nebraska
Indiana at Ohio State
Illinois at Rutgers
USC at UCLA**FRIDAY, NOV. 29**Minnesota at Wisconsin 12 p.m. CBS
Nebraska at Iowa 7:30 p.m. NBC**SATURDAY, NOV. 30**Michigan at Ohio State 12 p.m. FOX
Purdue at Indiana
Rutgers at Michigan State
Illinois at Northwestern
Washington at Oregon
Maryland at Penn State
Notre Dame at USC
Fresno State at UCLA**SATURDAY, DEC. 7**

Big Ten Football Championship Game [4] 8 p.m. CBS

- [1] Allegiate Stadium (Las Vegas, Nev.)
 [2] Lumen Field (Seattle, Wash.)
 [3] Wrigley Field (Chicago, Ill.)
 [4] Lucas Oil Stadium (Indianapolis, Ind.)

Dates subject to change... All times Eastern

BIG TEN FOOTBALL MEDIA CONTACTS

Illinois

Brett Moore btmoore3@illinois.edu

IndianaJeff Keag jkeag@iu.edu
Greg Campbell campbeg@iu.edu**Iowa**Matt Weitzel matthew-weitzel@uiowa.edu
James Allan james-allan@uiowa.edu**Maryland**Dustin Semonavick dustin@umd.edu
Alyssa Muir amuir@umd.edu**Michigan**David Ablauf dablauf@umich.edu
Chad Shepard shepchad@umich.edu**Michigan State**

Ben Phlegar phlegarb@ath.msu.edu

MinnesotaPaul Rovnak psrovnak@umn.edu
Karl Anderson kganders@umn.edu**Nebraska**

Keith Mann kmann@huskers.com

Northwestern

Zach Wingrove zachary.wingrove@northwestern.edu

Ohio StateJerry Emig emig.2@osu.edu
Mike Basford basford.16@osu.edu**Oregon**Nate Krueger nkrueger@uoregon.edu
Todd Miles miles@uoregon.edu**Penn State**

Greg Kincaid grk5016@psu.edu

PurdueAdam Kuffner kuffner@purdue.edu
Patrick Crawford pcrawf@purdue.edu**Rutgers**

Jimmy Gill jgill@scarletknights.com

UCLA

Andrew Sinatra asinatra@athletics.ucla.edu

USC

Katie Ryan katierya@usc.edu

WashingtonJeff Bechtold bechtold@uw.edu
Hailee Roe hroe2@uw.edu**Wisconsin**Patrick Herb PAH@athletics.wisc.edu
Nate Jelinek NJJ@athletics.wisc.edu

BIG



BIG LIFE. BIG STAGE. BIG TEN.

Big Ten institutions support more than 11,000 participation opportunities on 350 teams in 42 different sports.



2024-25 Big Ten Football
Standings
All games

| Team | Overall | Pct. | Conference | Pct. | PF | PA | Home | Away | Neut. | Streak |
|---------------------|---------|-------|------------|-------|-----|-----|------|------|-------|--------|
| Penn St. | 6-0 | 1.000 | 3-0 | 1.000 | 205 | 87 | 4-0 | 2-0 | 0-0 | W 6 |
| Indiana | 7-0 | 1.000 | 4-0 | 1.000 | 341 | 96 | 5-0 | 2-0 | 0-0 | W 7 |
| Oregon | 7-0 | 1.000 | 4-0 | 1.000 | 242 | 116 | 4-0 | 3-0 | 0-0 | W 7 |
| Illinois | 6-1 | .857 | 3-1 | .750 | 207 | 127 | 5-0 | 1-1 | 0-0 | W 2 |
| Wisconsin | 5-2 | .714 | 3-1 | .750 | 203 | 123 | 3-1 | 2-1 | 0-0 | W 3 |
| Ohio St. | 5-1 | .833 | 2-1 | .667 | 261 | 66 | 4-0 | 1-1 | 0-0 | L 1 |
| Nebraska | 5-2 | .714 | 2-2 | .500 | 175 | 124 | 4-1 | 1-1 | 0-0 | L 1 |
| Michigan St. | 4-3 | .571 | 2-2 | .500 | 151 | 146 | 3-1 | 1-2 | 0-0 | W 1 |
| Iowa | 4-3 | .571 | 2-2 | .500 | 195 | 138 | 3-1 | 1-2 | 0-0 | L 1 |
| Minnesota | 4-3 | .571 | 2-2 | .500 | 175 | 111 | 3-2 | 1-1 | 0-0 | W 2 |
| Michigan | 4-3 | .571 | 2-2 | .500 | 148 | 155 | 4-1 | 0-2 | 0-0 | L 2 |
| Washington | 4-3 | .571 | 2-2 | .500 | 169 | 119 | 4-0 | 0-2 | 0-1 | L 1 |
| Maryland | 4-3 | .571 | 1-3 | .250 | 206 | 174 | 3-2 | 1-1 | 0-0 | W 1 |
| Rutgers | 4-3 | .571 | 1-3 | .250 | 186 | 156 | 3-2 | 1-1 | 0-0 | L 3 |
| Northwestern | 3-4 | .429 | 1-3 | .250 | 133 | 137 | 2-3 | 1-1 | 0-0 | L 1 |
| Southern California | 3-4 | .429 | 1-4 | .200 | 212 | 154 | 2-1 | 0-3 | 1-0 | L 3 |
| UCLA | 2-5 | .286 | 1-4 | .200 | 122 | 203 | 0-3 | 2-2 | 0-0 | W 1 |
| Purdue | 1-6 | .143 | 0-4 | .000 | 142 | 269 | 1-3 | 0-3 | 0-0 | L 6 |



2024-25 Big Ten Football
Team Highs
All games

| | | |
|---------------------------------|------|--|
| POINTS | 77 | Indiana vs Western Ill. (09/06/2024) |
| POINTS SCORED KICKING | 20 | Michigan St. vs Iowa (10/19/2024) |
| TOUCHDOWNS | 11 | Indiana vs Western Ill. (09/06/2024) |
| TOTAL OFFENSE YARDS | 718 | Penn St. vs Kent St. (09/21/2024) |
| TOTAL OFFENSE PLAYS | 87 | Oregon vs Idaho (08/31/2024) |
| TOTAL OFFENSE YARDS/PLAY | 10.3 | Indiana vs Western Ill. (09/06/2024) |
| RUSHING YARDS | 329 | Rutgers vs Howard (08/29/2024) |
| RUSHING ATTEMPTS | 52 | Rutgers at Virginia Tech (09/21/2024) |
| YARDS PER RUSH | 9.0 | Ohio St. vs Marshall (09/21/2024) |
| RUSHING TDS | 7 | Indiana vs Western Ill. (09/06/2024) |
| LONGEST RUSH | 86 | Ohio St. vs Marshall (09/21/2024) |
| PASSING YARDS | 410 | Ohio St. vs Western Mich. (09/07/2024) |
| PASSING ATTEMPTS | 52 | Maryland vs Northwestern (10/11/2024) |
| | 52 | Southern California at Michigan (09/21/2024) |
| PASSING TDS | 5 | Penn St. vs Kent St. (09/21/2024) |
| LONGEST PASS | 77 | Michigan St. at Maryland (09/07/2024) |
| PASSES COMPLETED | 41 | Oregon vs Idaho (08/31/2024) |
| HAD INTERCEPTED | 3 | Nebraska at Indiana (10/19/2024) |
| | 3 | UCLA vs Minnesota (10/12/2024) |
| | 3 | Penn St. at Southern California (10/12/2024) |
| | 3 | Michigan St. at Boston College (09/21/2024) |
| | 3 | Michigan vs Arkansas St. (09/14/2024) |
| PASS COMPLETION PCT | 90.5 | Indiana vs Western Ill. (09/06/2024) |
| PASSING YARDS/ATTEMPT | 18.0 | Indiana vs Western Ill. (09/06/2024) |
| YARDS PER CATCH | 20.3 | Northwestern at Maryland (10/11/2024) |
| FIELD GOAL ATTEMPTS | 7 | Michigan St. vs Iowa (10/19/2024) |
| FIELD GOALS MADE | 6 | Michigan St. vs Iowa (10/19/2024) |
| LONGEST FIELD GOAL | 59 | Illinois vs Central Mich. (09/14/2024) |



**2024-25 Big Ten Football
Team Highs
All games**

| | | |
|----------------------------|---------------------------------------|---|
| FIELD GOAL PCT | 100.0 | Rutgers vs UCLA (10/19/2024) |
| | 100.0 | UCLA vs Minnesota (10/12/2024) |
| | 100.0 | Ohio St. at Oregon (10/12/2024) |
| | 100.0 | Illinois vs Purdue (10/12/2024) |
| | 100.0 | Purdue at Illinois (10/12/2024) |
| | 100.0 | Penn St. at Southern California (10/12/2024) |
| | 100.0 | Iowa vs Washington (10/12/2024) |
| | 100.0 | Northwestern at Maryland (10/11/2024) |
| | 100.0 | Minnesota vs Southern California (10/05/2024) |
| | 100.0 | Michigan at Washington (10/05/2024) |
| | 100.0 | Northwestern vs Indiana (10/05/2024) |
| | 100.0 | Indiana at Northwestern (10/05/2024) |
| | 100.0 | UCLA at Penn St. (10/05/2024) |
| | 100.0 | Penn St. vs UCLA (10/05/2024) |
| | 100.0 | Purdue at Wisconsin (10/05/2024) |
| | 100.0 | Wisconsin vs Purdue (10/05/2024) |
| | 100.0 | Oregon vs Michigan St. (10/04/2024) |
| | 100.0 | Michigan St. at Oregon (10/04/2024) |
| | 100.0 | UCLA vs Oregon (09/28/2024) |
| | 100.0 | Oregon at UCLA (09/28/2024) |
| | 100.0 | Ohio St. at Michigan St. (09/28/2024) |
| | 100.0 | Southern California vs Wisconsin (09/28/2024) |
| | 100.0 | Michigan vs Minnesota (09/28/2024) |
| | 100.0 | Michigan St. at Boston College (09/21/2024) |
| | 100.0 | Iowa at Minnesota (09/21/2024) |
| | 100.0 | Northwestern at Washington (09/21/2024) |
| | 100.0 | Southern California at Michigan (09/21/2024) |
| | 100.0 | UCLA at LSU (09/21/2024) |
| | 100.0 | Indiana vs Charlotte (09/21/2024) |
| | 100.0 | Maryland vs Villanova (09/21/2024) |
| | 100.0 | Illinois at Nebraska (09/20/2024) |
| | 100.0 | Nebraska vs UNI (09/14/2024) |
| | 100.0 | Michigan St. vs Prairie View (09/14/2024) |
| | 100.0 | Iowa vs Troy (09/14/2024) |
| | 100.0 | Washington vs Washington St. (N) (09/14/2024) |
| | 100.0 | Oregon at Oregon St. (09/14/2024) |
| | 100.0 | Southern California vs Utah St. (09/07/2024) |
| | 100.0 | Oregon vs Boise St. (09/07/2024) |
| | 100.0 | Illinois vs Kansas (09/07/2024) |
| | 100.0 | Michigan St. at Maryland (09/07/2024) |
| | 100.0 | Iowa vs Iowa St. (09/07/2024) |
| | 100.0 | Wisconsin vs South Dakota (09/07/2024) |
| | 100.0 | Washington vs Eastern Mich. (09/07/2024) |
| | 100.0 | Penn St. vs Bowling Green (09/07/2024) |
| | 100.0 | Michigan vs Texas (09/07/2024) |
| | 100.0 | Michigan vs Fresno St. (08/31/2024) |
| | 100.0 | Ohio St. vs Akron (08/31/2024) |
| 100.0 | Indiana vs FIU (08/31/2024) | |
| 100.0 | Nebraska vs UTEP (08/31/2024) | |
| 100.0 | Maryland vs UConn (08/31/2024) | |
| 100.0 | Iowa vs Illinois St. (08/31/2024) | |
| 100.0 | Illinois vs Eastern Ill. (08/29/2024) | |
| 100.0 | Rutgers vs Howard (08/29/2024) | |
| PAT KICKS ATTEMPTED | 11 | Indiana vs Western Ill. (09/06/2024) |
| PAT KICKS MADE | 11 | Indiana vs Western Ill. (09/06/2024) |



2024-25 Big Ten Football
Team Highs
All games

| PAT KICKS PCT | |
|---------------|---|
| | 100.0 Michigan St. vs Iowa (10/19/2024) |
| | 100.0 Iowa at Michigan St. (10/19/2024) |
| | 100.0 Southern California at Maryland (10/19/2024) |
| | 100.0 Maryland vs Southern California (10/19/2024) |
| | 100.0 Illinois vs Michigan (10/19/2024) |
| | 100.0 Michigan at Illinois (10/19/2024) |
| | 100.0 UCLA at Rutgers (10/19/2024) |
| | 100.0 Rutgers vs UCLA (10/19/2024) |
| | 100.0 Indiana vs Nebraska (10/19/2024) |
| | 100.0 Nebraska at Indiana (10/19/2024) |
| | 100.0 Wisconsin at Northwestern (10/19/2024) |
| | 100.0 Oregon at Purdue (10/18/2024) |
| | 100.0 UCLA vs Minnesota (10/12/2024) |
| | 100.0 Minnesota at UCLA (10/12/2024) |
| | 100.0 Oregon vs Ohio St. (10/12/2024) |
| | 100.0 Ohio St. at Oregon (10/12/2024) |
| | 100.0 Illinois vs Purdue (10/12/2024) |
| | 100.0 Purdue at Illinois (10/12/2024) |
| | 100.0 Southern California vs Penn St. (10/12/2024) |
| | 100.0 Penn St. at Southern California (10/12/2024) |
| | 100.0 Rutgers vs Wisconsin (10/12/2024) |
| | 100.0 Wisconsin at Rutgers (10/12/2024) |
| | 100.0 Iowa vs Washington (10/12/2024) |
| | 100.0 Washington at Iowa (10/12/2024) |
| | 100.0 Northwestern at Maryland (10/11/2024) |
| | 100.0 Maryland vs Northwestern (10/11/2024) |
| | 100.0 Southern California at Minnesota (10/05/2024) |
| | 100.0 Minnesota vs Southern California (10/05/2024) |
| | 100.0 Washington vs Michigan (10/05/2024) |
| | 100.0 Michigan at Washington (10/05/2024) |
| | 100.0 Iowa at Ohio St. (10/05/2024) |
| | 100.0 Ohio St. vs Iowa (10/05/2024) |
| | 100.0 Nebraska vs Rutgers (10/05/2024) |
| | 100.0 Rutgers at Nebraska (10/05/2024) |
| | 100.0 Northwestern vs Indiana (10/05/2024) |
| | 100.0 Indiana at Northwestern (10/05/2024) |
| | 100.0 Penn St. vs UCLA (10/05/2024) |
| | 100.0 Wisconsin vs Purdue (10/05/2024) |
| | 100.0 Oregon vs Michigan St. (10/04/2024) |
| | 100.0 Michigan St. at Oregon (10/04/2024) |
| | 100.0 UCLA vs Oregon (09/28/2024) |
| | 100.0 Penn St. vs Illinois (09/28/2024) |
| | 100.0 Illinois at Penn St. (09/28/2024) |
| | 100.0 Ohio St. at Michigan St. (09/28/2024) |
| | 100.0 Michigan St. vs Ohio St. (09/28/2024) |
| | 100.0 Wisconsin at Southern California (09/28/2024) |
| | 100.0 Southern California vs Wisconsin (09/28/2024) |
| | 100.0 Indiana vs Maryland (09/28/2024) |
| | 100.0 Maryland at Indiana (09/28/2024) |
| | 100.0 Purdue vs Nebraska (09/28/2024) |
| | 100.0 Michigan vs Minnesota (09/28/2024) |
| | 100.0 Minnesota at Michigan (09/28/2024) |
| | 100.0 Nebraska at Purdue (09/28/2024) |
| | 100.0 Washington at Rutgers (09/27/2024) |
| | 100.0 Rutgers vs Washington (09/27/2024) |
| | 100.0 Michigan St. at Boston College (09/21/2024) |



**2024-25 Big Ten Football
Team Highs
All games**

| | | |
|------------------------------------|-------|---|
| 2 POINTS PATS MADE | 2 | Purdue at Illinois (10/12/2024) |
| PUNTS | 10 | Purdue vs Notre Dame (09/14/2024) |
| LONGEST PUNT | 74 | Wisconsin at Southern California (09/28/2024) |
| YARDS PUNTED | 428 | Purdue vs Notre Dame (09/14/2024) |
| PUNTING AVG | 57.0 | Iowa vs Washington (10/12/2024) |
| PUNT RETURNS | 6 | Iowa vs Illinois St. (08/31/2024) |
| PUNT RETURN YARDS | 109 | Oregon vs Boise St. (09/07/2024) |
| PUNT RETURN AVG | 54.5 | Oregon vs Boise St. (09/07/2024) |
| LONGEST PUNT RETURN | 85 | Oregon vs Boise St. (09/07/2024) |
| KICK RETURN | 6 | Iowa at Michigan St. (10/19/2024) |
| | 6 | Nebraska at Indiana (10/19/2024) |
| KICK RETURN YARDS | 161 | Northwestern at Washington (09/21/2024) |
| KICK RETURN AVERAGE | 60.0 | Oregon vs Boise St. (09/07/2024) |
| LONGEST KICK RETURN | 100 | Oregon vs Boise St. (09/07/2024) |
| KICK RETURN TDS | 1 | Oregon vs Boise St. (09/07/2024) |
| INTERCEPTIONS | 3 | Indiana vs Nebraska (10/19/2024) |
| | 3 | Minnesota at UCLA (10/12/2024) |
| | 3 | Southern California vs Penn St. (10/12/2024) |
| | 3 | Minnesota vs Nevada (09/14/2024) |
| | 3 | Illinois vs Kansas (09/07/2024) |
| | 3 | Minnesota vs Rhode Island (09/07/2024) |
| INTERCEPTION RETURN YARDS | 100 | Michigan St. vs Prairie View (09/14/2024) |
| INTERCEPTION RETURN AVERAGE | 100.0 | Michigan St. vs Prairie View (09/14/2024) |
| LONGEST INTERCEPTION RETURN | 100 | Michigan St. vs Prairie View (09/14/2024) |
| INTERCEPTION RETURN TDS | 1 | UCLA vs Oregon (09/28/2024) |
| | 1 | Southern California vs Wisconsin (09/28/2024) |
| | 1 | Nebraska at Purdue (09/28/2024) |
| | 1 | Michigan vs Southern California (09/21/2024) |
| | 1 | Michigan St. vs Prairie View (09/14/2024) |
| | 1 | Iowa vs Troy (09/14/2024) |
| | 1 | Nebraska vs Colorado (09/07/2024) |
| | 1 | Illinois vs Kansas (09/07/2024) |
| | 1 | Minnesota vs Rhode Island (09/07/2024) |
| | 1 | Indiana vs Western Ill. (09/06/2024) |
| | 1 | Michigan vs Fresno St. (08/31/2024) |
| | 1 | Ohio St. vs Akron (08/31/2024) |
| | 1 | Rutgers vs Howard (08/29/2024) |
| FUMBLES LOST | 3 | Maryland vs Northwestern (10/11/2024) |
| FUMBLES RECOVERED | 3 | Northwestern at Maryland (10/11/2024) |
| SACKED BY OPP | 7 | Illinois at Penn St. (09/28/2024) |
| QB SACKS | 6 | Purdue vs Oregon (10/18/2024) |
| | 6 | Illinois at Nebraska (09/20/2024) |
| TURNOVERS COMMITTED | 5 | Nebraska at Indiana (10/19/2024) |
| TURNOVERS CAUSED | 5 | Indiana vs Nebraska (10/19/2024) |
| KICKS BLOCKED | 2 | Nebraska vs Rutgers (10/05/2024) |
| | 2 | Nebraska at Purdue (09/28/2024) |
| | 2 | Washington vs Eastern Mich. (09/07/2024) |
| FIRST DOWNS | 19 | Penn St. vs Kent St. (09/21/2024) |
| 1ST DOWN RUSHING | 21 | Rutgers vs Howard (08/29/2024) |
| 1ST DOWN PASSING | 24 | Oregon vs Idaho (08/31/2024) |
| 1ST DOWN BY PENALTY | 8 | Nebraska at Purdue (09/28/2024) |
| PENALTIES | 16 | Washington vs Washington St. (N) (09/14/2024) |
| PENALTIES YARDS | 165 | Purdue vs Nebraska (09/28/2024) |



**2024-25 Big Ten Football
Opponent Highs
All games**

| | | |
|---------------------------------|------|--|
| POINTS | 66 | Purdue vs Notre Dame (09/14/2024) |
| POINTS SCORED KICKING | 20 | Iowa at Michigan St. (10/19/2024) |
| TOUCHDOWNS | 9 | Purdue vs Notre Dame (09/14/2024) |
| TOTAL OFFENSE YARDS | 589 | Purdue at Wisconsin (10/05/2024) |
| TOTAL OFFENSE PLAYS | 85 | Northwestern at Maryland (10/11/2024) |
| TOTAL OFFENSE YARDS/PLAY | 9.2 | Illinois vs Purdue (10/12/2024) |
| RUSHING YARDS | 362 | Purdue vs Notre Dame (09/14/2024) |
| RUSHING ATTEMPTS | 57 | Purdue at Oregon St. (09/21/2024) |
| YARDS PER RUSH | 8.2 | Purdue vs Notre Dame (09/14/2024) |
| RUSHING TDS | 6 | Purdue vs Notre Dame (09/14/2024) |
| LONGEST RUSH | 75 | Michigan St. vs Iowa (10/19/2024) |
| | 75 | Penn St. at Southern California (10/12/2024) |
| | 75 | Indiana vs Maryland (09/28/2024) |
| PASSING YARDS | 400 | Southern California vs Penn St. (10/12/2024) |
| PASSING ATTEMPTS | 52 | Northwestern at Maryland (10/11/2024) |
| | 52 | Michigan vs Southern California (09/21/2024) |
| PASSING TDS | 4 | Rutgers vs UCLA (10/19/2024) |
| | 4 | Iowa at Ohio St. (10/05/2024) |
| | 4 | Nebraska vs Illinois (09/20/2024) |
| | 4 | UCLA vs Indiana (09/14/2024) |
| LONGEST PASS | 77 | Maryland vs Michigan St. (09/07/2024) |
| PASSES COMPLETED | 39 | Southern California at Maryland (10/19/2024) |
| HAD INTERCEPTED | 3 | Indiana vs Nebraska (10/19/2024) |
| | 3 | Minnesota at UCLA (10/12/2024) |
| | 3 | Southern California vs Penn St. (10/12/2024) |
| | 3 | Minnesota vs Nevada (09/14/2024) |
| | 3 | Illinois vs Kansas (09/07/2024) |
| | 3 | Minnesota vs Rhode Island (09/07/2024) |
| PASS COMPLETION PCT | 84.2 | Rutgers vs UCLA (10/19/2024) |
| PASSING YARDS/ATTEMPT | 11.6 | Purdue vs Oregon (10/18/2024) |
| YARDS PER CATCH | 20.3 | Maryland vs Northwestern (10/11/2024) |
| FIELD GOAL ATTEMPTS | 7 | Iowa at Michigan St. (10/19/2024) |
| FIELD GOALS MADE | 6 | Iowa at Michigan St. (10/19/2024) |
| LONGEST FIELD GOAL | 57 | Washington vs Eastern Mich. (09/07/2024) |



**2024-25 Big Ten Football
Opponent Highs
All games**

| | | |
|----------------------------|-------|---|
| FIELD GOAL PCT | 100.0 | UCLA at Rutgers (10/19/2024) |
| | 100.0 | Minnesota at UCLA (10/12/2024) |
| | 100.0 | Oregon vs Ohio St. (10/12/2024) |
| | 100.0 | Purdue at Illinois (10/12/2024) |
| | 100.0 | Illinois vs Purdue (10/12/2024) |
| | 100.0 | Southern California vs Penn St. (10/12/2024) |
| | 100.0 | Washington at Iowa (10/12/2024) |
| | 100.0 | Maryland vs Northwestern (10/11/2024) |
| | 100.0 | Southern California at Minnesota (10/05/2024) |
| | 100.0 | Washington vs Michigan (10/05/2024) |
| | 100.0 | Indiana at Northwestern (10/05/2024) |
| | 100.0 | Northwestern vs Indiana (10/05/2024) |
| | 100.0 | Penn St. vs UCLA (10/05/2024) |
| | 100.0 | UCLA at Penn St. (10/05/2024) |
| | 100.0 | Wisconsin vs Purdue (10/05/2024) |
| | 100.0 | Purdue at Wisconsin (10/05/2024) |
| | 100.0 | Michigan St. at Oregon (10/04/2024) |
| | 100.0 | Oregon vs Michigan St. (10/04/2024) |
| | 100.0 | Oregon at UCLA (09/28/2024) |
| | 100.0 | UCLA vs Oregon (09/28/2024) |
| | 100.0 | Michigan St. vs Ohio St. (09/28/2024) |
| | 100.0 | Wisconsin at Southern California (09/28/2024) |
| | 100.0 | Minnesota at Michigan (09/28/2024) |
| | 100.0 | Michigan St. at Boston College (09/21/2024) |
| | 100.0 | Minnesota vs Iowa (09/21/2024) |
| | 100.0 | Washington vs Northwestern (09/21/2024) |
| | 100.0 | Michigan vs Southern California (09/21/2024) |
| | 100.0 | UCLA at LSU (09/21/2024) |
| | 100.0 | Nebraska vs Illinois (09/20/2024) |
| | 100.0 | Maryland at Virginia (09/14/2024) |
| | 100.0 | Nebraska vs UNI (09/14/2024) |
| | 100.0 | Purdue vs Notre Dame (09/14/2024) |
| | 100.0 | Illinois vs Central Mich. (09/14/2024) |
| | 100.0 | Illinois vs Kansas (09/07/2024) |
| | 100.0 | Maryland vs Michigan St. (09/07/2024) |
| | 100.0 | Wisconsin vs South Dakota (09/07/2024) |
| | 100.0 | Washington vs Eastern Mich. (09/07/2024) |
| | 100.0 | Penn St. vs Bowling Green (09/07/2024) |
| | 100.0 | Indiana vs Western Ill. (09/06/2024) |
| | 100.0 | Southern California vs LSU (N) (09/01/2024) |
| | 100.0 | Michigan vs Fresno St. (08/31/2024) |
| | 100.0 | Ohio St. vs Akron (08/31/2024) |
| | 100.0 | UCLA at Hawaii (08/31/2024) |
| | 100.0 | Penn St. at West Virginia (08/31/2024) |
| | 100.0 | Minnesota vs North Carolina (08/29/2024) |
| PAT KICKS ATTEMPTED | 9 | Purdue vs Notre Dame (09/14/2024) |
| PAT KICKS MADE | 9 | Purdue vs Notre Dame (09/14/2024) |



2024-25 Big Ten Football
Opponent Highs
All games

| PAT KICKS PCT | |
|---------------|---|
| | 100.0 Iowa at Michigan St. (10/19/2024) |
| | 100.0 Michigan St. vs Iowa (10/19/2024) |
| | 100.0 Maryland vs Southern California (10/19/2024) |
| | 100.0 Southern California at Maryland (10/19/2024) |
| | 100.0 Michigan at Illinois (10/19/2024) |
| | 100.0 Illinois vs Michigan (10/19/2024) |
| | 100.0 Rutgers vs UCLA (10/19/2024) |
| | 100.0 UCLA at Rutgers (10/19/2024) |
| | 100.0 Nebraska at Indiana (10/19/2024) |
| | 100.0 Indiana vs Nebraska (10/19/2024) |
| | 100.0 Northwestern vs Wisconsin (10/19/2024) |
| | 100.0 Purdue vs Oregon (10/18/2024) |
| | 100.0 Minnesota at UCLA (10/12/2024) |
| | 100.0 UCLA vs Minnesota (10/12/2024) |
| | 100.0 Ohio St. at Oregon (10/12/2024) |
| | 100.0 Oregon vs Ohio St. (10/12/2024) |
| | 100.0 Purdue at Illinois (10/12/2024) |
| | 100.0 Illinois vs Purdue (10/12/2024) |
| | 100.0 Penn St. at Southern California (10/12/2024) |
| | 100.0 Southern California vs Penn St. (10/12/2024) |
| | 100.0 Wisconsin at Rutgers (10/12/2024) |
| | 100.0 Rutgers vs Wisconsin (10/12/2024) |
| | 100.0 Washington at Iowa (10/12/2024) |
| | 100.0 Iowa vs Washington (10/12/2024) |
| | 100.0 Maryland vs Northwestern (10/11/2024) |
| | 100.0 Northwestern at Maryland (10/11/2024) |
| | 100.0 Minnesota vs Southern California (10/05/2024) |
| | 100.0 Southern California at Minnesota (10/05/2024) |
| | 100.0 Michigan at Washington (10/05/2024) |
| | 100.0 Washington vs Michigan (10/05/2024) |
| | 100.0 Ohio St. vs Iowa (10/05/2024) |
| | 100.0 Iowa at Ohio St. (10/05/2024) |
| | 100.0 Rutgers at Nebraska (10/05/2024) |
| | 100.0 Nebraska vs Rutgers (10/05/2024) |
| | 100.0 Indiana at Northwestern (10/05/2024) |
| | 100.0 Northwestern vs Indiana (10/05/2024) |
| | 100.0 UCLA at Penn St. (10/05/2024) |
| | 100.0 Purdue at Wisconsin (10/05/2024) |
| | 100.0 Michigan St. at Oregon (10/04/2024) |
| | 100.0 Oregon vs Michigan St. (10/04/2024) |
| | 100.0 Oregon at UCLA (09/28/2024) |
| | 100.0 Illinois at Penn St. (09/28/2024) |
| | 100.0 Penn St. vs Illinois (09/28/2024) |
| | 100.0 Michigan St. vs Ohio St. (09/28/2024) |
| | 100.0 Ohio St. at Michigan St. (09/28/2024) |
| | 100.0 Southern California vs Wisconsin (09/28/2024) |
| | 100.0 Wisconsin at Southern California (09/28/2024) |
| | 100.0 Maryland at Indiana (09/28/2024) |
| | 100.0 Indiana vs Maryland (09/28/2024) |
| | 100.0 Nebraska at Purdue (09/28/2024) |
| | 100.0 Minnesota at Michigan (09/28/2024) |
| | 100.0 Michigan vs Minnesota (09/28/2024) |
| | 100.0 Purdue vs Nebraska (09/28/2024) |
| | 100.0 Rutgers vs Washington (09/27/2024) |
| | 100.0 Washington at Rutgers (09/27/2024) |
| | 100.0 Minnesota vs Iowa (09/21/2024) |



2024-25 Big Ten Football
Opponent Highs
All games

| | | |
|----------------------------|------|---|
| 2 POINTS PATS MADE | 2 | Illinois vs Purdue (10/12/2024) |
| | 2 | Rutgers at Virginia Tech (09/21/2024) |
| PUNTS | 11 | Ohio St. vs Western Mich. (09/07/2024) |
| LONGEST PUNT | 74 | Southern California vs Wisconsin (09/28/2024) |
| YARDS PUNTED | 447 | Ohio St. vs Western Mich. (09/07/2024) |
| PUNTING AVG | 57.0 | Washington at Iowa (10/12/2024) |
| PUNT RETURNS | 4 | Purdue at Wisconsin (10/05/2024) |
| | 4 | Maryland at Indiana (09/28/2024) |
| | 4 | Northwestern at Washington (09/21/2024) |
| | 4 | Purdue vs Notre Dame (09/14/2024) |
| | 4 | Nebraska vs Colorado (09/07/2024) |
| | 4 | Northwestern vs Duke (09/06/2024) |
| PUNT RETURN YARDS | 82 | Michigan vs Minnesota (09/28/2024) |
| PUNT RETURN AVG | 77.0 | Iowa vs Troy (09/14/2024) |
| LONGEST PUNT RETURN | 77 | Iowa vs Troy (09/14/2024) |
| KICK RETURN | 6 | Michigan St. vs Iowa (10/19/2024) |
| | 6 | Indiana vs Nebraska (10/19/2024) |
| | 6 | Indiana vs Charlotte (09/21/2024) |
| KICK RETURN YARDS | 161 | Washington vs Northwestern (09/21/2024) |
| KICK RETURN AVERAGE | 46.0 | Southern California vs Wisconsin (09/28/2024) |
| LONGEST KICK RETURN | 96 | Washington vs Northwestern (09/21/2024) |



2024-25 Big Ten Football
Opponent Highs
All games

| KICK RETURN TDS | |
|-----------------|---|
| | 0 Iowa at Michigan St. (10/19/2024) |
| | 0 Michigan St. vs Iowa (10/19/2024) |
| | 0 Maryland vs Southern California (10/19/2024) |
| | 0 Southern California at Maryland (10/19/2024) |
| | 0 Michigan at Illinois (10/19/2024) |
| | 0 Illinois vs Michigan (10/19/2024) |
| | 0 Rutgers vs UCLA (10/19/2024) |
| | 0 UCLA at Rutgers (10/19/2024) |
| | 0 Nebraska at Indiana (10/19/2024) |
| | 0 Indiana vs Nebraska (10/19/2024) |
| | 0 Northwestern vs Wisconsin (10/19/2024) |
| | 0 Wisconsin at Northwestern (10/19/2024) |
| | 0 Oregon at Purdue (10/18/2024) |
| | 0 Purdue vs Oregon (10/18/2024) |
| | 0 Minnesota at UCLA (10/12/2024) |
| | 0 UCLA vs Minnesota (10/12/2024) |
| | 0 Ohio St. at Oregon (10/12/2024) |
| | 0 Oregon vs Ohio St. (10/12/2024) |
| | 0 Purdue at Illinois (10/12/2024) |
| | 0 Illinois vs Purdue (10/12/2024) |
| | 0 Penn St. at Southern California (10/12/2024) |
| | 0 Southern California vs Penn St. (10/12/2024) |
| | 0 Wisconsin at Rutgers (10/12/2024) |
| | 0 Rutgers vs Wisconsin (10/12/2024) |
| | 0 Washington at Iowa (10/12/2024) |
| | 0 Iowa vs Washington (10/12/2024) |
| | 0 Maryland vs Northwestern (10/11/2024) |
| | 0 Northwestern at Maryland (10/11/2024) |
| | 0 Minnesota vs Southern California (10/05/2024) |
| | 0 Southern California at Minnesota (10/05/2024) |
| | 0 Michigan at Washington (10/05/2024) |
| | 0 Washington vs Michigan (10/05/2024) |
| | 0 Ohio St. vs Iowa (10/05/2024) |
| | 0 Iowa at Ohio St. (10/05/2024) |
| | 0 Rutgers at Nebraska (10/05/2024) |
| | 0 Nebraska vs Rutgers (10/05/2024) |
| | 0 Indiana at Northwestern (10/05/2024) |
| | 0 Northwestern vs Indiana (10/05/2024) |
| | 0 Penn St. vs UCLA (10/05/2024) |
| | 0 UCLA at Penn St. (10/05/2024) |
| | 0 Wisconsin vs Purdue (10/05/2024) |
| | 0 Purdue at Wisconsin (10/05/2024) |
| | 0 Michigan St. at Oregon (10/04/2024) |
| | 0 Oregon vs Michigan St. (10/04/2024) |
| | 0 Oregon at UCLA (09/28/2024) |
| | 0 UCLA vs Oregon (09/28/2024) |
| | 0 Illinois at Penn St. (09/28/2024) |
| | 0 Penn St. vs Illinois (09/28/2024) |
| | 0 Michigan St. vs Ohio St. (09/28/2024) |
| | 0 Ohio St. at Michigan St. (09/28/2024) |
| | 0 Southern California vs Wisconsin (09/28/2024) |
| | 0 Wisconsin at Southern California (09/28/2024) |
| | 0 Maryland at Indiana (09/28/2024) |
| | 0 Indiana vs Maryland (09/28/2024) |
| | 0 Nebraska at Purdue (09/28/2024) |
| | 0 Minnesota at Michigan (09/28/2024) |



**2024-25 Big Ten Football
Opponent Highs
All games**

| | | |
|------------------------------------|------|---|
| INTERCEPTIONS | 3 | Nebraska at Indiana (10/19/2024) |
| | 3 | UCLA vs Minnesota (10/12/2024) |
| | 3 | Penn St. at Southern California (10/12/2024) |
| | 3 | Michigan St. at Boston College (09/21/2024) |
| | 3 | Michigan vs Arkansas St. (09/14/2024) |
| INTERCEPTION RETURN YARDS | 96 | Oregon at UCLA (09/28/2024) |
| INTERCEPTION RETURN AVERAGE | 96.0 | Oregon at UCLA (09/28/2024) |
| LONGEST INTERCEPTION RETURN | 96 | Oregon at UCLA (09/28/2024) |
| INTERCEPTION RETURN TDS | 1 | Oregon at UCLA (09/28/2024) |
| | 1 | Wisconsin at Southern California (09/28/2024) |
| | 1 | Purdue vs Nebraska (09/28/2024) |
| | 1 | Purdue at Oregon St. (09/21/2024) |
| | 1 | Southern California at Michigan (09/21/2024) |
| | 1 | Purdue vs Notre Dame (09/14/2024) |
| FUMBLES LOST | 3 | Northwestern at Maryland (10/11/2024) |
| FUMBLES RECOVERED | 3 | Maryland vs Northwestern (10/11/2024) |
| SACKED BY OPP | 7 | Illinois at Penn St. (09/28/2024) |
| QB SACKS | 7 | Michigan St. vs Fla. Atlantic (08/30/2024) |
| TURNOVERS COMMITTED | 5 | Indiana vs Nebraska (10/19/2024) |
| TURNOVERS CAUSED | 5 | Indiana vs Nebraska (10/19/2024) |
| KICKS BLOCKED | 2 | Rutgers at Nebraska (10/05/2024) |
| | 2 | Purdue vs Nebraska (09/28/2024) |
| FIRST DOWNS | 14 | Iowa at Michigan St. (10/19/2024) |
| | 14 | Northwestern vs Indiana (10/05/2024) |
| 1ST DOWN RUSHING | 20 | Purdue at Oregon St. (09/21/2024) |
| 1ST DOWN PASSING | 21 | Southern California vs Penn St. (10/12/2024) |
| 1ST DOWN BY PENALTY | 8 | Purdue vs Nebraska (09/28/2024) |
| PENALTIES | 14 | UCLA vs Indiana (09/14/2024) |
| PENALTIES YARDS | 165 | Nebraska at Purdue (09/28/2024) |



**2024-25 Big Ten Football
Team Lows
All games**

| | | |
|---------------------------------|------|---|
| TOTAL OFFENSE YARDS | 112 | Northwestern at Washington (09/21/2024) |
| TOTAL OFFENSE YARDS/PLAY | 2.1 | Northwestern at Washington (09/21/2024) |
| RUSHING YARDS | 14 | UCLA at LSU (09/21/2024) |
| RUSHING ATTEMPTS | 20 | UCLA at Hawaii (08/31/2024) |
| YARDS PER RUSH | 0.6 | UCLA at LSU (09/21/2024) |
| LONGEST RUSH | 10 | UCLA vs Minnesota (10/12/2024) |
| | 10 | Maryland vs Michigan St. (09/07/2024) |
| PASSING ATTEMPTS | 12 | Michigan vs Southern California (09/21/2024) |
| PASSING YARDS | 32 | Michigan vs Southern California (09/21/2024) |
| YARDS PER COMPLETION | 4.6 | Michigan vs Southern California (09/21/2024) |
| PASSES COMPLETED | 7 | Purdue at Oregon St. (09/21/2024) |
| | 7 | Michigan vs Southern California (09/21/2024) |
| PASS COMPLETION PCT | 29.6 | Northwestern at Washington (09/21/2024) |
| LONGEST PASS | 10 | Michigan vs Southern California (09/21/2024) |
| FIRST DOWNS | 0 | Michigan at Washington (10/05/2024) |
| 1ST DOWN RUSHING | 2 | UCLA vs Minnesota (10/12/2024) |
| 1ST DOWN PASSING | 0 | Michigan vs Southern California (09/21/2024) |
| 1ST DOWN BY PENALTY | 0 | Northwestern vs Wisconsin (10/19/2024) |
| | 0 | Purdue vs Oregon (10/18/2024) |
| | 0 | Ohio St. at Oregon (10/12/2024) |
| | 0 | Illinois vs Purdue (10/12/2024) |
| | 0 | Southern California vs Penn St. (10/12/2024) |
| | 0 | Rutgers vs Wisconsin (10/12/2024) |
| | 0 | Northwestern at Maryland (10/11/2024) |
| | 0 | Iowa at Ohio St. (10/05/2024) |
| | 0 | Ohio St. vs Iowa (10/05/2024) |
| | 0 | Nebraska vs Rutgers (10/05/2024) |
| | 0 | Indiana at Northwestern (10/05/2024) |
| | 0 | UCLA at Penn St. (10/05/2024) |
| | 0 | Michigan St. vs Ohio St. (09/28/2024) |
| | 0 | Purdue vs Nebraska (09/28/2024) |
| | 0 | Michigan St. at Boston College (09/21/2024) |
| | 0 | Minnesota vs Iowa (09/21/2024) |
| | 0 | Southern California at Michigan (09/21/2024) |
| | 0 | Michigan vs Southern California (09/21/2024) |
| | 0 | Maryland vs Villanova (09/21/2024) |
| | 0 | Nebraska vs Illinois (09/20/2024) |
| | 0 | Maryland at Virginia (09/14/2024) |
| | 0 | Purdue vs Notre Dame (09/14/2024) |
| | 0 | Washington vs Washington St. (N) (09/14/2024) |
| | 0 | Michigan vs Arkansas St. (09/14/2024) |
| | 0 | Ohio St. vs Western Mich. (09/07/2024) |
| | 0 | Illinois vs Kansas (09/07/2024) |
| | 0 | Iowa vs Iowa St. (09/07/2024) |
| | 0 | Penn St. vs Bowling Green (09/07/2024) |
| | 0 | Michigan vs Texas (09/07/2024) |
| | 0 | Oregon vs Idaho (08/31/2024) |
| | 0 | Indiana vs FIU (08/31/2024) |
| | 0 | Penn St. at West Virginia (08/31/2024) |
| | 0 | Purdue vs Indiana St. (08/31/2024) |
| PENALTIES | 0 | Iowa vs Troy (09/14/2024) |
| PENALTIES YARDS | 0 | Iowa vs Troy (09/14/2024) |



**2024-25 Big Ten Football
Opponent Lows
All games**

| | | |
|---------------------------------|------|--|
| TOTAL OFFENSE YARDS | 66 | Penn St. vs Kent St. (09/21/2024) |
| TOTAL OFFENSE YARDS/PLAY | 1.5 | Penn St. vs Kent St. (09/21/2024) |
| RUSHING YARDS | 9 | Michigan vs Fresno St. (08/31/2024) |
| RUSHING ATTEMPTS | 13 | Minnesota vs Rhode Island (09/07/2024) |
| YARDS PER RUSH | 0.4 | Michigan vs Fresno St. (08/31/2024) |
| LONGEST RUSH | 6 | Minnesota vs Rhode Island (09/07/2024) |
| PASSING ATTEMPTS | 10 | Purdue vs Indiana St. (08/31/2024) |
| PASSING YARDS | 18 | Penn St. vs Kent St. (09/21/2024) |
| YARDS PER COMPLETION | 4.6 | Southern California at Michigan (09/21/2024) |
| PASSES COMPLETED | 2 | Penn St. vs Kent St. (09/21/2024) |
| PASS COMPLETION PCT | 15.4 | Penn St. vs Kent St. (09/21/2024) |
| LONGEST PASS | 10 | Southern California at Michigan (09/21/2024) |
| FIRST DOWNS | 0 | Washington vs Michigan (10/05/2024) |
| | 0 | Illinois vs Eastern Ill. (08/29/2024) |
| 1ST DOWN RUSHING | 0 | Ohio St. vs Western Mich. (09/07/2024) |
| 1ST DOWN PASSING | 0 | Southern California at Michigan (09/21/2024) |
| 1ST DOWN BY PENALTY | 0 | Wisconsin at Northwestern (10/19/2024) |
| | 0 | Oregon at Purdue (10/18/2024) |
| | 0 | Oregon vs Ohio St. (10/12/2024) |
| | 0 | Purdue at Illinois (10/12/2024) |
| | 0 | Penn St. at Southern California (10/12/2024) |
| | 0 | Wisconsin at Rutgers (10/12/2024) |
| | 0 | Maryland vs Northwestern (10/11/2024) |
| | 0 | Ohio St. vs Iowa (10/05/2024) |
| | 0 | Iowa at Ohio St. (10/05/2024) |
| | 0 | Rutgers at Nebraska (10/05/2024) |
| | 0 | Northwestern vs Indiana (10/05/2024) |
| | 0 | Penn St. vs UCLA (10/05/2024) |
| | 0 | Ohio St. at Michigan St. (09/28/2024) |
| | 0 | Nebraska at Purdue (09/28/2024) |
| | 0 | Iowa at Minnesota (09/21/2024) |
| | 0 | Rutgers at Virginia Tech (09/21/2024) |
| | 0 | Michigan vs Southern California (09/21/2024) |
| | 0 | Southern California at Michigan (09/21/2024) |
| | 0 | Illinois at Nebraska (09/20/2024) |
| | 0 | Iowa vs Troy (09/14/2024) |
| | 0 | Wisconsin vs Alabama (09/14/2024) |
| | 0 | Southern California vs Utah St. (09/07/2024) |
| | 0 | Michigan vs Texas (09/07/2024) |
| | 0 | Southern California vs LSU (N) (09/01/2024) |
| | 0 | Nebraska vs UTEP (08/31/2024) |
| | 0 | Wisconsin vs Western Mich. (08/30/2024) |
| PENALTIES | 1 | Ohio St. vs Iowa (10/05/2024) |
| | 1 | Iowa at Ohio St. (10/05/2024) |
| | 1 | Minnesota vs Iowa (09/21/2024) |
| | 1 | Penn St. at West Virginia (08/31/2024) |
| PENALTIES YARDS | 2 | Ohio St. vs Western Mich. (09/07/2024) |



INDIVIDUAL PLAYER GAME HIGHS

| | |
|---------------------------------|---|
| Points scored | |
| 20 | Jonathan Kim (Michigan St.) vs Iowa (10/19/2024) |
| 18 | Kyle Monangai (Rutgers) vs UCLA (10/19/2024) |
| 18 | Josh McCray (Illinois) vs Purdue (10/12/2024) |
| 18 | Tawee Walker (Wisconsin) at Rutgers (10/12/2024) |
| 18 | Kaleb Johnson (Iowa) vs Washington (10/12/2024) |
| 18 | Max Brosmer (Minnesota) vs Southern California (10/05/2024) |
| 18 | Emeka Egbuka (Ohio St.) vs Iowa (10/05/2024) |
| 18 | Tawee Walker (Wisconsin) vs Purdue (10/05/2024) |
| 18 | Kaleb Johnson (Iowa) at Minnesota (09/21/2024) |
| 18 | Darius Taylor (Minnesota) vs Nevada (09/14/2024) |
| 18 | Kyle Monangai (Rutgers) vs Akron (09/07/2024) |
| 18 | Jonah Coleman (Washington) vs Weber St. (08/31/2024) |
| Touchdowns | |
| 3 | Kyle Monangai (Rutgers) vs UCLA (10/19/2024) |
| 3 | Josh McCray (Illinois) vs Purdue (10/12/2024) |
| 3 | Tawee Walker (Wisconsin) at Rutgers (10/12/2024) |
| 3 | Kaleb Johnson (Iowa) vs Washington (10/12/2024) |
| 3 | Max Brosmer (Minnesota) vs Southern California (10/05/2024) |
| 3 | Emeka Egbuka (Ohio St.) vs Iowa (10/05/2024) |
| 3 | Tawee Walker (Wisconsin) vs Purdue (10/05/2024) |
| 3 | Kaleb Johnson (Iowa) at Minnesota (09/21/2024) |
| 3 | Darius Taylor (Minnesota) vs Nevada (09/14/2024) |
| 3 | Kyle Monangai (Rutgers) vs Akron (09/07/2024) |
| 3 | Jonah Coleman (Washington) vs Weber St. (08/31/2024) |
| TD responsibility | |
| 5 | Ethan Garbers (UCLA) at Rutgers (10/19/2024) [1r,4p] |
| 5 | Will Howard (Ohio St.) vs Iowa (10/05/2024) [1r,4p] |
| Points scored kicking | |
| 20 | Jonathan Kim (Michigan St.) vs Iowa (10/19/2024) [6fg,2pat] |
| Total offense yards | |
| 439 | Luke Almyer (Illinois) vs Purdue (10/12/2024) [60r,379p] |
| 431 | Ethan Garbers (UCLA) at Rutgers (10/19/2024) [48r,383p] |
| Total offense plays | |
| 65 | Billy Edwards Jr. (Maryland) vs Northwestern (10/11/2024) [14r,51p] |
| 59 | Billy Edwards Jr. (Maryland) vs Southern California (10/19/2024) [9r,50p] |
| Total offense yards/play | |
| 36 | Tanner Arkin (Illinois) vs Michigan (10/19/2024) [36-1] |
| 35 | Jaheim Merriweather (Purdue) at Wisconsin (10/05/2024) [35-1] |
| Rushing yards | |
| 208 | Kyle Monangai (Rutgers) vs Akron (09/07/2024) |
| 206 | Kaleb Johnson (Iowa) at Minnesota (09/21/2024) |
| Rushing attempts | |
| 27 | Kyle Monangai (Rutgers) vs Akron (09/07/2024) |
| 26 | Kyle Monangai (Rutgers) at Virginia Tech (09/21/2024) |
| Yards per rush | |
| 36 | Tanner Arkin (Illinois) vs Michigan (10/19/2024) [36-1] |
| 35 | Jaheim Merriweather (Purdue) at Wisconsin (10/05/2024) [35-1] |
| Rushing TDs | |
| 3 | Kyle Monangai (Rutgers) vs UCLA (10/19/2024) |
| 3 | Tawee Walker (Wisconsin) at Rutgers (10/12/2024) |
| 3 | Max Brosmer (Minnesota) vs Southern California (10/05/2024) |
| 3 | Tawee Walker (Wisconsin) vs Purdue (10/05/2024) |



**2024-25 Big Ten Football
Conference Individual Game Highs
All games**

| | |
|----------------------------|--|
| 3 | Kaleb Johnson (Iowa) at Minnesota (09/21/2024) |
| 3 | Kyle Monangai (Rutgers) vs Akron (09/07/2024) |
| 3 | Jonah Coleman (Washington) vs Weber St. (08/31/2024) |
| Longest rush | |
| 86 | Quinshon Judkins (Ohio St.) vs Marshall (09/21/2024) |
| 80 | Darius Taylor (Minnesota) vs Nevada (09/14/2024) |
| Passing yards | |
| 391 | Drew Allar (Penn St.) at Southern California (10/12/2024) |
| 383 | Ethan Garbers (UCLA) at Rutgers (10/19/2024) |
| Passing attempts | |
| 51 | Billy Edwards Jr. (Maryland) vs Northwestern (10/11/2024) |
| 51 | Miller Moss (Southern California) at Michigan (09/21/2024) |
| Passing TDs | |
| 4 | Ethan Garbers (UCLA) at Rutgers (10/19/2024) |
| 4 | Will Howard (Ohio St.) vs Iowa (10/05/2024) |
| 4 | Luke Altmyer (Illinois) at Nebraska (09/20/2024) |
| 4 | Kurtis Rourke (Indiana) at UCLA (09/14/2024) |
| 4 | Will Rogers (Washington) vs Eastern Mich. (09/07/2024) |
| 4 | Hudson Card (Purdue) vs Indiana St. (08/31/2024) |
| 4 | Luke Altmyer (Illinois) vs Eastern Ill. (08/29/2024) |
| Longest pass | |
| 77 | Aidan Chiles (Michigan St.) at Maryland (09/07/2024) |
| 75 | Billy Edwards Jr. (Maryland) vs UConn (08/31/2024) |
| Passes completed | |
| 41 | Dillon Gabriel (Oregon) vs Idaho (08/31/2024) |
| 39 | Billy Edwards Jr. (Maryland) vs Southern California (10/19/2024) |
| Had intercepted | |
| 3 | Dylan Raiola (Nebraska) at Indiana (10/19/2024) |
| 3 | Ethan Garbers (UCLA) vs Minnesota (10/12/2024) |
| 3 | Drew Allar (Penn St.) at Southern California (10/12/2024) |
| 3 | Aidan Chiles (Michigan St.) at Boston College (09/21/2024) |
| 3 | Davis Warren (Michigan) vs Arkansas St. (09/14/2024) |
| Pass completion pct | |
| 100 | Tyler Warren (Penn St.) at Southern California (10/12/2024) [1-1] |
| 100 | Demond Williams Jr. (Washington) vs Michigan (10/05/2024) [2-2] |
| 100 | Brendan Sullivan (Iowa) at Ohio St. (10/05/2024) [1-1] |
| 100 | Brian Buschini (Nebraska) vs Rutgers (10/05/2024) [1-1] |
| 100 | Ryan Browne (Purdue) at Wisconsin (10/05/2024) [1-1] |
| 100 | Mabrey Mettauer (Wisconsin) vs Purdue (10/05/2024) [1-1] |
| 100 | Tommy Schuster (Michigan St.) at Oregon (10/04/2024) [5-5] |
| 100 | Dante Moore (Oregon) vs Michigan St. (10/04/2024) [1-1] |
| 100 | Demond Williams Jr. (Washington) at Rutgers (09/27/2024) [1-1] |
| 100 | Demond Williams Jr. (Washington) vs Northwestern (09/21/2024) [2-2] |
| 100 | Tyler Warren (Penn St.) vs Kent St. (09/21/2024) [1-1] |
| 100 | Mike Wright (Northwestern) vs Eastern Ill. (09/14/2024) [1-1] |
| 100 | Heinrich Haarberg (Nebraska) vs UNI (09/14/2024) [3-3] |
| 100 | Justyn Martin (UCLA) vs Indiana (09/14/2024) [1-1] |
| 100 | Brendan Sullivan (Iowa) vs Troy (09/14/2024) [1-1] |
| 100 | Dante Moore (Oregon) at Oregon St. (09/14/2024) [3-3] |
| 100 | Tyler Van Dyke (Wisconsin) vs Alabama (09/14/2024) [5-5] |
| 100 | Julian Sayin (Ohio St.) vs Western Mich. (09/07/2024) [2-2] |
| 100 | Devin Brown (Ohio St.) vs Western Mich. (09/07/2024) [5-5] |
| 100 | Demond Williams Jr. (Washington) vs Eastern Mich. (09/07/2024) [3-3] |
| 100 | Alberto Mendoza (Indiana) vs Western Ill. (09/06/2024) [1-1] |
| 100 | Tayven Jackson (Indiana) vs Western Ill. (09/06/2024) [3-3] |
| 100 | Heinrich Haarberg (Nebraska) vs UTEP (08/31/2024) [5-5] |



**2024-25 Big Ten Football
Conference Individual Game Highs
All games**

| | |
|----------------------------|--|
| 100 | Beau Pribula (Penn St.) at West Virginia (08/31/2024) [1-1] |
| Pass yards/attempt | |
| 34.7 | Tayven Jackson (Indiana) vs Western Ill. (09/06/2024) [104-3] |
| 30.5 | Julian Sayin (Ohio St.) vs Western Mich. (09/07/2024) [61-2] |
| Pass yards/catch | |
| 34.7 | Tayven Jackson (Indiana) vs Western Ill. (09/06/2024) [104-3] |
| 30.5 | Julian Sayin (Ohio St.) vs Western Mich. (09/07/2024) [61-2] |
| Receiving yards | |
| 224 | Tyler Warren (Penn St.) at Southern California (10/12/2024) |
| 194 | Nick Marsh (Michigan St.) at Maryland (09/07/2024) |
| Receptions | |
| 17 | Tyler Warren (Penn St.) at Southern California (10/12/2024) |
| 14 | Tai Felton (Maryland) vs Villanova (09/21/2024) |
| Yards per catch | |
| 136 | Tyler Warren (Penn St.) at Southern California (10/12/2024) [17-224] |
| 125 | Emeka Egbuka (Ohio St.) vs Marshall (09/21/2024) [5-117] |
| Receiving TDs | |
| 3 | Emeka Egbuka (Ohio St.) vs Iowa (10/05/2024) |
| 2 | A.J. Henning (Northwestern) vs Indiana (10/05/2024) |
| 2 | Trech Kekahuna (Wisconsin) vs Purdue (10/05/2024) |
| 2 | Tez Johnson (Oregon) at UCLA (09/28/2024) |
| 2 | Ja'Kobi Lane (Southern California) vs Wisconsin (09/28/2024) |
| 2 | Denzel Boston (Washington) at Rutgers (09/27/2024) |
| 2 | Denzel Boston (Washington) vs Northwestern (09/21/2024) |
| 2 | Pat Bryant (Illinois) at Nebraska (09/20/2024) |
| 2 | Isaiah Neyor (Nebraska) vs Illinois (09/20/2024) |
| 2 | Ke'Shawn Williams (Indiana) at UCLA (09/14/2024) |
| 2 | Pat Bryant (Illinois) vs Central Mich. (09/14/2024) |
| 2 | Denzel Boston (Washington) vs Eastern Mich. (09/07/2024) |
| 2 | Tez Johnson (Oregon) vs Idaho (08/31/2024) |
| 2 | Jeremiah Smith (Ohio St.) vs Akron (08/31/2024) |
| 2 | Tai Felton (Maryland) vs UConn (08/31/2024) |
| 2 | Harrison Wallace III (Penn St.) at West Virginia (08/31/2024) |
| 2 | Reece Vander Zee (Iowa) vs Illinois St. (08/31/2024) |
| 2 | Pat Bryant (Illinois) vs Eastern Ill. (08/29/2024) |
| Longest reception | |
| 77 | Nick Marsh (Michigan St.) at Maryland (09/07/2024) |
| 75 | Tai Felton (Maryland) vs UConn (08/31/2024) |
| Field goal attempts | |
| 7 | Jonathan Kim (Michigan St.) vs Iowa (10/19/2024) |
| 4 | Ryan Barker (Penn St.) at Southern California (10/12/2024) |
| 4 | Michael Lantz (Southern California) vs Penn St. (10/12/2024) |
| 4 | Drew Stevens (Iowa) vs Washington (10/12/2024) |
| 4 | Grady Gross (Washington) vs Michigan (10/05/2024) |
| 4 | Grady Gross (Washington) at Rutgers (09/27/2024) |
| 4 | Jonathan Kim (Michigan St.) at Boston College (09/21/2024) |
| 4 | Grady Gross (Washington) vs Washington St. (N) (09/14/2024) |
| Field goals made | |
| 6 | Jonathan Kim (Michigan St.) vs Iowa (10/19/2024) |
| 4 | Ryan Barker (Penn St.) at Southern California (10/12/2024) |
| 4 | Drew Stevens (Iowa) vs Washington (10/12/2024) |
| 4 | Jonathan Kim (Michigan St.) at Boston College (09/21/2024) |
| 4 | Grady Gross (Washington) vs Washington St. (N) (09/14/2024) |
| Longest field goal | |
| 59 | Ethan Moczulski (Illinois) vs Central Mich. (09/14/2024) |



**2024-25 Big Ten Football
Conference Individual Game Highs
All games**

- 55 Jonathan Kim (Michigan St.) vs Iowa (10/19/2024)
- 55 Dominic Zvada (Michigan) vs Fresno St. (08/31/2024)

Field goal pct

- 100 Jai Patel (Rutgers) vs UCLA (10/19/2024) [2-2]
- 100 Mateen Bhaghani (UCLA) vs Minnesota (10/12/2024) [1-1]
- 100 Jayden Fielding (Ohio St.) at Oregon (10/12/2024) [1-1]
- 100 David Olano (Illinois) vs Purdue (10/12/2024) [3-3]
- 100 Spencer Porath (Purdue) at Illinois (10/12/2024) [2-2]
- 100 Ryan Barker (Penn St.) at Southern California (10/12/2024) [4-4]
- 100 Drew Stevens (Iowa) vs Washington (10/12/2024) [4-4]
- 100 Luke Akers (Northwestern) at Maryland (10/11/2024) [3-3]
- 100 Dragan Kesich (Minnesota) vs Southern California (10/05/2024) [1-1]
- 100 Dominic Zvada (Michigan) at Washington (10/05/2024) [1-1]
- 100 Nicolas Radicic (Indiana) at Northwestern (10/05/2024) [2-2]
- 100 Jack Olsen (Northwestern) vs Indiana (10/05/2024) [1-1]
- 100 Ryan Barker (Penn St.) vs UCLA (10/05/2024) [2-2]
- 100 Mateen Bhaghani (UCLA) at Penn St. (10/05/2024) [1-1]
- 100 Nathaniel Vakos (Wisconsin) vs Purdue (10/05/2024) [1-1]
- 100 Spencer Porath (Purdue) at Wisconsin (10/05/2024) [2-2]
- 100 Jonathan Kim (Michigan St.) at Oregon (10/04/2024) [1-1]
- 100 Andrew Boyle (Oregon) vs Michigan St. (10/04/2024) [1-1]
- 100 Atticus Sappington (Oregon) at UCLA (09/28/2024) [2-2]
- 100 Mateen Bhaghani (UCLA) vs Oregon (09/28/2024) [2-2]
- 100 Jayden Fielding (Ohio St.) at Michigan St. (09/28/2024) [1-1]
- 100 Michael Lantz (Southern California) vs Wisconsin (09/28/2024) [1-1]
- 100 Dominic Zvada (Michigan) vs Minnesota (09/28/2024) [2-2]
- 100 Jonathan Kim (Michigan St.) at Boston College (09/21/2024) [4-4]
- 100 Drew Stevens (Iowa) at Minnesota (09/21/2024) [1-1]
- 100 Jack Olsen (Northwestern) at Washington (09/21/2024) [1-1]
- 100 Michael Lantz (Southern California) at Michigan (09/21/2024) [1-1]
- 100 Mateen Bhaghani (UCLA) at LSU (09/21/2024) [1-1]
- 100 Nicolas Radicic (Indiana) vs Charlotte (09/21/2024) [1-1]
- 100 Jack Howes (Maryland) vs Villanova (09/21/2024) [1-1]
- 100 David Olano (Illinois) at Nebraska (09/20/2024) [1-1]
- 100 Tristan Alvano (Nebraska) vs UNI (09/14/2024) [2-2]
- 100 Jonathan Kim (Michigan St.) vs Prairie View (09/14/2024) [2-2]
- 100 Drew Stevens (Iowa) vs Troy (09/14/2024) [1-1]
- 100 Grady Gross (Washington) vs Washington St. (N) (09/14/2024) [4-4]
- 100 Atticus Sappington (Oregon) at Oregon St. (09/14/2024) [2-2]
- 100 Ethan Moczulski (Illinois) vs Central Mich. (09/14/2024) [1-1]
- 100 Michael Lantz (Southern California) vs Utah St. (09/07/2024) [2-2]
- 100 Atticus Sappington (Oregon) vs Boise St. (09/07/2024) [1-1]
- 100 David Olano (Illinois) vs Kansas (09/07/2024) [3-3]
- 100 Jonathan Kim (Michigan St.) at Maryland (09/07/2024) [2-2]
- 100 Nathaniel Vakos (Wisconsin) vs South Dakota (09/07/2024) [2-2]
- 100 Drew Stevens (Iowa) vs Iowa St. (09/07/2024) [2-2]
- 100 Grady Gross (Washington) vs Eastern Mich. (09/07/2024) [1-1]
- 100 Dominic Zvada (Michigan) vs Texas (09/07/2024) [2-2]
- 100 Sander Sahaydak (Penn St.) vs Bowling Green (09/07/2024) [2-2]
- 100 Dominic Zvada (Michigan) vs Fresno St. (08/31/2024) [3-3]
- 100 Jayden Fielding (Ohio St.) vs Akron (08/31/2024) [1-1]
- 100 Nicolas Radicic (Indiana) vs FIU (08/31/2024) [1-1]
- 100 Tristan Alvano (Nebraska) vs UTEP (08/31/2024) [1-1]
- 100 Mateen Bhaghani (UCLA) at Hawaii (08/31/2024) [3-3]
- 100 Jack Howes (Maryland) vs UConn (08/31/2024) [3-3]
- 100 Drew Stevens (Iowa) vs Illinois St. (08/31/2024) [2-2]



**2024-25 Big Ten Football
Conference Individual Game Highs
All games**

| | |
|----------------------------|---|
| 100 | David Olano (Illinois) vs Eastern Ill. (08/29/2024) [1-1] |
| 100 | Jai Patel (Rutgers) vs Howard (08/29/2024) [1-1] |
| PAT kicks attempted | |
| 11 | Nicolas Radicic (Indiana) vs Western Ill. (09/06/2024) |
| PAT kicks made | |
| 11 | Nicolas Radicic (Indiana) vs Western Ill. (09/06/2024) |
| PAT kicks pct | |
| 100 | Drew Stevens (Iowa) at Michigan St. (10/19/2024) [2-2] |
| 100 | Jonathan Kim (Michigan St.) vs Iowa (10/19/2024) [2-2] |
| 100 | Jack Howes (Maryland) vs Southern California (10/19/2024) [3-3] |
| 100 | Michael Lantz (Southern California) at Maryland (10/19/2024) [4-4] |
| 100 | David Olano (Illinois) vs Michigan (10/19/2024) [1-1] |
| 100 | Dominic Zvada (Michigan) at Illinois (10/19/2024) [1-1] |
| 100 | Nicolas Radicic (Indiana) vs Nebraska (10/19/2024) [8-8] |
| 100 | John Hohl (Nebraska) at Indiana (10/19/2024) [1-1] |
| 100 | Mateen Bhaghani (UCLA) at Rutgers (10/19/2024) [5-5] |
| 100 | Jai Patel (Rutgers) vs UCLA (10/19/2024) [2-2] |
| 100 | Nathanial Vakos (Wisconsin) at Northwestern (10/19/2024) [3-3] |
| 100 | Andrew Boyle (Oregon) at Purdue (10/18/2024) [1-1] |
| 100 | Atticus Sappington (Oregon) at Purdue (10/18/2024) [4-4] |
| 100 | Mateen Bhaghani (UCLA) vs Minnesota (10/12/2024) [2-2] |
| 100 | Dragan Kesich (Minnesota) at UCLA (10/12/2024) [3-3] |
| 100 | Jayden Fielding (Ohio St.) at Oregon (10/12/2024) [4-4] |
| 100 | Andrew Boyle (Oregon) vs Ohio St. (10/12/2024) [1-1] |
| 100 | Atticus Sappington (Oregon) vs Ohio St. (10/12/2024) [1-1] |
| 100 | David Olano (Illinois) vs Purdue (10/12/2024) [5-5] |
| 100 | Spencer Porath (Purdue) at Illinois (10/12/2024) [3-3] |
| 100 | Ryan Barker (Penn St.) at Southern California (10/12/2024) [3-3] |
| 100 | Michael Lantz (Southern California) vs Penn St. (10/12/2024) [3-3] |
| 100 | Jai Patel (Rutgers) vs Wisconsin (10/12/2024) [1-1] |
| 100 | Nathanial Vakos (Wisconsin) at Rutgers (10/12/2024) [6-6] |
| 100 | Drew Stevens (Iowa) vs Washington (10/12/2024) [4-4] |
| 100 | Grady Gross (Washington) at Iowa (10/12/2024) [1-1] |
| 100 | Jack Howes (Maryland) vs Northwestern (10/11/2024) [1-1] |
| 100 | Luke Akers (Northwestern) at Maryland (10/11/2024) [4-4] |
| 100 | Dragan Kesich (Minnesota) vs Southern California (10/05/2024) [3-3] |
| 100 | Michael Lantz (Southern California) at Minnesota (10/05/2024) [2-2] |
| 100 | Dominic Zvada (Michigan) at Washington (10/05/2024) [2-2] |
| 100 | Grady Gross (Washington) vs Michigan (10/05/2024) [3-3] |
| 100 | Drew Stevens (Iowa) at Ohio St. (10/05/2024) [1-1] |
| 100 | Jayden Fielding (Ohio St.) vs Iowa (10/05/2024) [5-5] |
| 100 | John Hohl (Nebraska) vs Rutgers (10/05/2024) [2-2] |
| 100 | Jai Patel (Rutgers) at Nebraska (10/05/2024) [1-1] |
| 100 | Nicolas Radicic (Indiana) at Northwestern (10/05/2024) [5-5] |
| 100 | Jack Olsen (Northwestern) vs Indiana (10/05/2024) [3-3] |
| 100 | Ryan Barker (Penn St.) vs UCLA (10/05/2024) [3-3] |
| 100 | Nathanial Vakos (Wisconsin) vs Purdue (10/05/2024) [7-7] |
| 100 | Jonathan Kim (Michigan St.) at Oregon (10/04/2024) [1-1] |
| 100 | Andrew Boyle (Oregon) vs Michigan St. (10/04/2024) [1-1] |
| 100 | Atticus Sappington (Oregon) vs Michigan St. (10/04/2024) [3-3] |
| 100 | Mateen Bhaghani (UCLA) vs Oregon (09/28/2024) [1-1] |
| 100 | David Olano (Illinois) at Penn St. (09/28/2024) [1-1] |
| 100 | Sander Sahaydak (Penn St.) vs Illinois (09/28/2024) [2-2] |
| 100 | Ryan Barker (Penn St.) vs Illinois (09/28/2024) [1-1] |
| 100 | Jonathan Kim (Michigan St.) vs Ohio St. (09/28/2024) [1-1] |
| 100 | Jayden Fielding (Ohio St.) at Michigan St. (09/28/2024) [5-5] |



2024-25 Big Ten Football
Conference Individual Game Highs
All games

100 Michael Lantz (Southern California) vs Wisconsin (09/28/2024) [5-5]
100 Nathaniel Vakos (Wisconsin) at Southern California (09/28/2024) [3-3]
100 Nicolas Radacic (Indiana) vs Maryland (09/28/2024) [6-6]
100 Jack Howes (Maryland) at Indiana (09/28/2024) [4-4]
100 John Hohl (Nebraska) at Purdue (09/28/2024) [4-4]
100 Spencer Porath (Purdue) vs Nebraska (09/28/2024) [1-1]
100 Dominic Zvada (Michigan) vs Minnesota (09/28/2024) [3-3]
100 Dragan Kesich (Minnesota) at Michigan (09/28/2024) [3-3]
100 Jai Patel (Rutgers) vs Washington (09/27/2024) [3-3]
100 Grady Gross (Washington) at Rutgers (09/27/2024) [1-1]
100 Jonathan Kim (Michigan St.) at Boston College (09/21/2024) [1-1]
100 Drew Stevens (Iowa) at Minnesota (09/21/2024) [4-4]
100 Dragan Kesich (Minnesota) vs Iowa (09/21/2024) [2-2]
100 Spencer Porath (Purdue) at Oregon St. (09/21/2024) [3-3]
100 Grady Gross (Washington) vs Northwestern (09/21/2024) [3-3]
100 Jai Patel (Rutgers) at Virginia Tech (09/21/2024) [3-3]
100 Michael Lantz (Southern California) at Michigan (09/21/2024) [3-3]
100 Sander Sahaydak (Penn St.) vs Kent St. (09/21/2024) [7-7]
100 Ryan Barker (Penn St.) vs Kent St. (09/21/2024) [1-1]
100 Mateen Bhaghani (UCLA) at LSU (09/21/2024) [2-2]
100 Nicolas Radacic (Indiana) vs Charlotte (09/21/2024) [7-7]
100 Austin Snyder (Ohio St.) vs Marshall (09/21/2024) [2-2]
100 Jayden Fielding (Ohio St.) vs Marshall (09/21/2024) [5-5]
100 Jack Howes (Maryland) vs Villanova (09/21/2024) [5-5]
100 David Olano (Illinois) at Nebraska (09/20/2024) [4-4]
100 John Hohl (Nebraska) vs Illinois (09/20/2024) [3-3]
100 Jack Howes (Maryland) at Virginia (09/14/2024) [3-3]
100 Jack Olsen (Northwestern) vs Eastern Ill. (09/14/2024) [4-4]
100 Tristan Alvano (Nebraska) vs UNI (09/14/2024) [3-3]
100 John Hohl (Nebraska) vs UNI (09/14/2024) [1-1]
100 Mateen Bhaghani (UCLA) vs Indiana (09/14/2024) [1-1]
100 Nicolas Radacic (Indiana) at UCLA (09/14/2024) [6-6]
100 Spencer Porath (Purdue) vs Notre Dame (09/14/2024) [1-1]
100 Tarik Ahmetbasic (Michigan St.) vs Prairie View (09/14/2024) [1-1]
100 Drew Stevens (Iowa) vs Troy (09/14/2024) [5-5]
100 Dragan Kesich (Minnesota) vs Nevada (09/14/2024) [3-3]
100 Atticus Sappington (Oregon) at Oregon St. (09/14/2024) [5-5]
100 Grady Gross (Washington) vs Washington St. (N) (09/14/2024) [1-1]
100 Dominic Zvada (Michigan) vs Arkansas St. (09/14/2024) [4-4]
100 David Olano (Illinois) vs Central Mich. (09/14/2024) [3-3]
100 Nathaniel Vakos (Wisconsin) vs Alabama (09/14/2024) [1-1]
100 Michael Lantz (Southern California) vs Utah St. (09/07/2024) [6-6]
100 Austin Snyder (Ohio St.) vs Western Mich. (09/07/2024) [1-1]
100 Jayden Fielding (Ohio St.) vs Western Mich. (09/07/2024) [7-7]
100 Tristan Alvano (Nebraska) vs Colorado (09/07/2024) [4-4]
100 David Olano (Illinois) vs Kansas (09/07/2024) [2-2]
100 Jack Howes (Maryland) vs Michigan St. (09/07/2024) [3-3]
100 Jonathan Kim (Michigan St.) at Maryland (09/07/2024) [3-3]
100 Drew Stevens (Iowa) vs Iowa St. (09/07/2024) [1-1]
100 Nathaniel Vakos (Wisconsin) vs South Dakota (09/07/2024) [3-3]
100 Grady Gross (Washington) vs Eastern Mich. (09/07/2024) [3-3]
100 Jai Patel (Rutgers) vs Akron (09/07/2024) [7-7]
100 Sander Sahaydak (Penn St.) vs Bowling Green (09/07/2024) [4-4]
100 Dragan Kesich (Minnesota) vs Rhode Island (09/07/2024) [6-6]
100 Jack Olsen (Northwestern) vs Duke (09/06/2024) [2-2]
100 Nicolas Radacic (Indiana) vs Western Ill. (09/06/2024) [11-11]
100 Michael Lantz (Southern California) vs LSU (N) (09/01/2024) [3-3]



**2024-25 Big Ten Football
Conference Individual Game Highs
All games**

| | |
|----------------------------|---|
| 100 | Grady Gross (Washington) vs Weber St. (08/31/2024) [5-5] |
| 100 | Dominic Zvada (Michigan) vs Fresno St. (08/31/2024) [3-3] |
| 100 | Atticus Sappington (Oregon) vs Idaho (08/31/2024) [3-3] |
| 100 | Nicolas Radicic (Indiana) vs FIU (08/31/2024) [4-4] |
| 100 | Jayden Fielding (Ohio St.) vs Akron (08/31/2024) [7-7] |
| 100 | Jack Olsen (Northwestern) vs Miami (OH) (08/31/2024) [1-1] |
| 100 | Tristan Alvano (Nebraska) vs UTEP (08/31/2024) [5-5] |
| 100 | Blake Glessner (UCLA) at Hawaii (08/31/2024) [1-1] |
| 100 | Spencer Porath (Purdue) vs Indiana St. (08/31/2024) [7-7] |
| 100 | Gavin Marshall (Maryland) vs UConn (08/31/2024) [1-1] |
| 100 | Sander Sahaydak (Penn St.) at West Virginia (08/31/2024) [4-4] |
| 100 | Drew Stevens (Iowa) vs Illinois St. (08/31/2024) [4-4] |
| 100 | Nathanial Vakos (Wisconsin) vs Western Mich. (08/30/2024) [2-2] |
| 100 | Jonathan Kim (Michigan St.) vs Fla. Atlantic (08/30/2024) [2-2] |
| 100 | Dragan Kesich (Minnesota) vs North Carolina (08/29/2024) [2-2] |
| 100 | David Olano (Illinois) vs Eastern Ill. (08/29/2024) [6-6] |
| 100 | Jai Patel (Rutgers) vs Howard (08/29/2024) [5-5] |
| Punts | |
| 10 | Keelan Crimmins (Purdue) vs Notre Dame (09/14/2024) |
| 9 | Jakob Anderson (Rutgers) vs Wisconsin (10/12/2024) |
| 9 | Rhys Dakin (Iowa) vs Iowa St. (09/07/2024) |
| Yards punted | |
| 428 | Keelan Crimmins (Purdue) vs Notre Dame (09/14/2024) [10-428] |
| 377 | Jakob Anderson (Rutgers) vs Wisconsin (10/12/2024) [9-377] |
| Longest punt | |
| 74 | Atticus Bertrams (Wisconsin) at Southern California (09/28/2024) |
| Punting avg | |
| 57 | Rhys Dakin (Iowa) vs Washington (10/12/2024) [114-2] |
| Punt returns | |
| 5 | Kaden Wetjen (Iowa) vs Illinois St. (08/31/2024) |
| 4 | Denzel Boston (Washington) vs Northwestern (09/21/2024) |
| 4 | Brandon Inniss (Ohio St.) vs Western Mich. (09/07/2024) |
| 4 | Brandon Inniss (Ohio St.) vs Akron (08/31/2024) |
| 4 | Mac Resetich (Illinois) vs Eastern Ill. (08/29/2024) |
| Punt return yards | |
| 109 | Tez Johnson (Oregon) vs Boise St. (09/07/2024) |
| 82 | Koi Perich (Minnesota) at Michigan (09/28/2024) |
| Longest punt return | |
| 85 | Tez Johnson (Oregon) vs Boise St. (09/07/2024) |
| 60 | Koi Perich (Minnesota) at Michigan (09/28/2024) |
| Punt return avg | |
| 54.5 | Tez Johnson (Oregon) vs Boise St. (09/07/2024) [109-2] |
| 41 | Koi Perich (Minnesota) at Michigan (09/28/2024) [82-2] |
| Kick returns | |
| 5 | Kaden Wetjen (Iowa) at Michigan St. (10/19/2024) |
| Kick return yards | |
| 150 | Joseph Himon II (Northwestern) at Washington (09/21/2024) |
| 145 | Kaden Wetjen (Iowa) at Michigan St. (10/19/2024) |
| Kick return avg | |
| 60 | Noah Whittington (Oregon) vs Boise St. (09/07/2024) [120-2] |
| 50 | Joseph Himon II (Northwestern) at Washington (09/21/2024) [150-3] |
| Longest kick return | |
| 100 | Noah Whittington (Oregon) vs Boise St. (09/07/2024) |
| 96 | Joseph Himon II (Northwestern) at Washington (09/21/2024) |
| Kick return TDs | |



**2024-25 Big Ten Football
Conference Individual Game Highs
All games**

| | |
|---------------------------------|---|
| 1 | Jayden Limar (Oregon) vs Boise St. (09/07/2024) |
| Combined PR/KR yards | |
| 150 | Joseph Himon II (Northwestern) at Washington (09/21/2024) [0pr,150kr] |
| 145 | Kaden Wetjen (Iowa) at Michigan St. (10/19/2024) [0pr,145kr] |
| Interceptions | |
| 2 | Koi Perich (Minnesota) at UCLA (10/12/2024) |
| 2 | Kyndrich Breedlove (Purdue) at Wisconsin (10/05/2024) |
| 2 | Kerry Brown (Minnesota) vs Nevada (09/14/2024) |
| 2 | Xavier Scott (Illinois) vs Kansas (09/07/2024) |
| Interception return yds | |
| 100 | Charles Brantley (Michigan St.) vs Prairie View (09/14/2024) |
| 96 | Bryan Addison (UCLA) vs Oregon (09/28/2024) |
| Interception return avg | |
| 100 | Charles Brantley (Michigan St.) vs Prairie View (09/14/2024) [100-1] |
| 96 | Bryan Addison (UCLA) vs Oregon (09/28/2024) [96-1] |
| Longest interception rtn | |
| 100 | Charles Brantley (Michigan St.) vs Prairie View (09/14/2024) |
| 96 | Bryan Addison (UCLA) vs Oregon (09/28/2024) |
| All-purpose yards | |
| 228 | Tyler Warren (Penn St.) at Southern California (10/12/2024) |
| 211 | Kyle Monangai (Rutgers) vs Akron (09/07/2024) |
| Tackles | |
| 16 | Kydran Jenkins (Purdue) at Oregon St. (09/21/2024) [8-8] |
| Sacks | |
| 3 | Aaron Graves (Iowa) vs Illinois St. (08/31/2024) [0-3] |
| 2.5 | Gabe Jacas (Illinois) vs Michigan (10/19/2024) [1-2] |
| 2.5 | Jordan Burch (Oregon) vs Michigan St. (10/04/2024) [1-2] |
| 2.5 | Zach Durfee (Washington) vs Eastern Mich. (09/07/2024) [1-2] |
| Tackles for loss | |
| 4.5 | Carson Schwesinger (UCLA) vs Minnesota (10/12/2024) [4-1] |
| 4 | Abdul Carter (Penn St.) vs Illinois (09/28/2024) [3-2] |



**2024-25 Big Ten Football
Conference Individual Game Highs
All games**

| 200-Yard Rushing Performances | |
|--|--|
| 208 | Kyle Monangai (Rutgers) vs Akron (09/07/2024) |
| 206 | Kaleb Johnson (Iowa) at Minnesota (09/21/2024) |
| 100-Yard Rushing Performances | |
| 208 | Kyle Monangai (Rutgers) vs Akron (09/07/2024) |
| 206 | Kaleb Johnson (Iowa) at Minnesota (09/21/2024) |
| 198 | Tawee Walker (Wisconsin) at Rutgers (10/12/2024) |
| 187 | Kaleb Johnson (Iowa) vs Iowa St. (09/07/2024) |
| 173 | Quinshon Judkins (Ohio St.) vs Marshall (09/21/2024) |
| 173 | Kaleb Johnson (Iowa) vs Troy (09/14/2024) |
| 168 | Devin Mockobee (Purdue) at Oregon St. (09/21/2024) |
| 166 | Kaleb Johnson (Iowa) vs Washington (10/12/2024) |
| 166 | Jordan James (Oregon) vs Michigan St. (10/04/2024) |
| 165 | Kyle Monangai (Rutgers) vs Howard (08/29/2024) |
| 159 | Kalel Mullings (Michigan) vs Southern California (09/21/2024) |
| 153 | Kalel Mullings (Michigan) vs Arkansas St. (09/14/2024) |
| 148 | Jonah Coleman (Washington) at Rutgers (09/27/2024) |
| 144 | Darius Taylor (Minnesota) vs Southern California (10/05/2024) |
| 134 | Woody Marks (Southern California) at Minnesota (10/05/2024) |
| 132 | Kyle Monangai (Rutgers) vs Washington (09/27/2024) |
| 127 | Jonah Coleman (Washington) vs Weber St. (08/31/2024) |
| 126 | Tawee Walker (Wisconsin) at Northwestern (10/19/2024) |
| 124 | Darius Taylor (Minnesota) vs Nevada (09/14/2024) |
| 119 | Nicholas Singleton (Penn St.) vs Bowling Green (09/07/2024) |
| 119 | Kaleb Johnson (Iowa) vs Illinois St. (08/31/2024) |
| 118 | Ryan Browne (Purdue) at Illinois (10/12/2024) |
| 117 | Roman Hemby (Maryland) at Indiana (09/28/2024) |
| 117 | Justice Ellison (Indiana) vs Western Ill. (09/06/2024) |
| 115 | Jordan James (Oregon) vs Ohio St. (10/12/2024) |
| 114 | Nicholas Singleton (Penn St.) at West Virginia (08/31/2024) |
| 111 | Woody Marks (Southern California) vs Penn St. (10/12/2024) |
| 111 | Kalel Mullings (Michigan) vs Minnesota (09/28/2024) |
| 108 | Quinshon Judkins (Ohio St.) vs Western Mich. (09/07/2024) |
| 108 | Kaden Feagin (Illinois) vs Eastern Ill. (08/29/2024) |
| 106 | Kyle Monangai (Rutgers) vs UCLA (10/19/2024) |
| 105 | Justice Ellison (Indiana) vs Nebraska (10/19/2024) |
| 104 | Jonah Coleman (Washington) vs Eastern Mich. (09/07/2024) |
| 103 | Jordan James (Oregon) at UCLA (09/28/2024) |
| 103 | Woody Marks (Southern California) vs Utah St. (09/07/2024) |
| 102 | Devin Mockobee (Purdue) at Illinois (10/12/2024) |
| 102 | Kaytron Allen (Penn St.) vs Illinois (09/28/2024) |
| 102 | Jordan James (Oregon) vs Boise St. (09/07/2024) |
| 101 | Kaytron Allen (Penn St.) vs Bowling Green (09/07/2024) |
| 101 | Kay'Ron Lynch-Adams (Michigan St.) vs Fla. Atlantic (08/30/2024) |
| 100 | Woody Marks (Southern California) at Michigan (09/21/2024) |
| Number of 100-Yard Rushing Performances | |
| 5 | Kaleb Johnson, Iowa |
| 4 | Kyle Monangai, Rutgers |
| 4 | Jordan James, Oregon |
| 4 | Woody Marks, Southern California |
| 3 | Kalel Mullings, Michigan |
| 3 | Jonah Coleman, Washington |
| 2 | Tawee Walker, Wisconsin |
| 2 | Quinshon Judkins, Ohio St. |
| 2 | Devin Mockobee, Purdue |
| 2 | Darius Taylor, Minnesota |



**2024-25 Big Ten Football
Conference Individual Game Highs
All games**

| | |
|--|--|
| 2 | Nicholas Singleton, Penn St. |
| 2 | Justice Ellison, Indiana |
| 2 | Kaytron Allen, Penn St. |
| 1 | Ryan Browne, Purdue |
| 1 | Roman Hemby, Maryland |
| 1 | Kaden Feagin, Illinois |
| 1 | Kay'Ron Lynch-Adams, Michigan St. |
| 500-Yard Passing Performances | |
| 400-Yard Passing Performances | |
| 300-Yard Passing Performances | |
| 391 | Drew Allar (Penn St.) at Southern California (10/12/2024) |
| 383 | Ethan Garbers (UCLA) at Rutgers (10/19/2024) |
| 380 | Kurtis Rourke (Indiana) at Northwestern (10/05/2024) |
| 380 | Dillon Gabriel (Oregon) vs Idaho (08/31/2024) |
| 379 | Luke Altmyer (Illinois) vs Purdue (10/12/2024) |
| 378 | Miller Moss (Southern California) vs LSU (N) (09/01/2024) |
| 373 | Billy Edwards Jr. (Maryland) vs Southern California (10/19/2024) |
| 363 | Aidan Chiles (Michigan St.) at Maryland (09/07/2024) |
| 359 | Braedyn Locke (Wisconsin) vs Purdue (10/05/2024) |
| 359 | Kurtis Rourke (Indiana) vs Maryland (09/28/2024) |
| 341 | Dillon Gabriel (Oregon) vs Ohio St. (10/12/2024) |
| 336 | Miller Moss (Southern California) at Maryland (10/19/2024) |
| 328 | Billy Edwards Jr. (Maryland) vs Villanova (09/21/2024) |
| 326 | Will Howard (Ohio St.) at Oregon (10/12/2024) |
| 314 | Will Rogers (Washington) vs Washington St. (N) (09/14/2024) |
| 311 | Billy Edwards Jr. (Maryland) vs UConn (08/31/2024) |
| 309 | Drew Allar (Penn St.) vs Kent St. (09/21/2024) |
| 308 | Miller Moss (Southern California) vs Wisconsin (09/28/2024) |
| 307 | Kurtis Rourke (Indiana) at UCLA (09/14/2024) |
| 306 | Will Rogers (Washington) at Rutgers (09/27/2024) |
| Number of 300-Yard Passing Performances | |
| 3 | Kurtis Rourke, Indiana |
| 3 | Miller Moss, Southern California |
| 3 | Billy Edwards Jr., Maryland |
| 2 | Drew Allar, Penn St. |
| 2 | Dillon Gabriel, Oregon |
| 2 | Will Rogers, Washington |
| 1 | Ethan Garbers, UCLA |
| 1 | Luke Altmyer, Illinois |
| 1 | Aidan Chiles, Michigan St. |
| 1 | Braedyn Locke, Wisconsin |
| 1 | Will Howard, Ohio St. |
| 200-Yard Receiving Performances | |
| 224 | Tyler Warren (Penn St.) at Southern California (10/12/2024) |
| 100-Yard Receiving Performances | |
| 224 | Tyler Warren (Penn St.) at Southern California (10/12/2024) |
| 194 | Nick Marsh (Michigan St.) at Maryland (09/07/2024) |
| 178 | Tai Felton (Maryland) vs UConn (08/31/2024) |
| 162 | Giles Jackson (Washington) vs Washington St. (N) (09/14/2024) |
| 157 | Tai Felton (Maryland) vs Villanova (09/21/2024) |
| 152 | Tai Felton (Maryland) vs Michigan St. (09/07/2024) |
| 149 | Evan Stewart (Oregon) vs Ohio St. (10/12/2024) |
| 146 | Tyler Warren (Penn St.) vs Bowling Green (09/07/2024) |
| 137 | Elijah Sarratt (Indiana) vs Western Ill. (09/06/2024) |
| 135 | Elijah Sarratt (Indiana) at Northwestern (10/05/2024) |
| 134 | Trech Kekahuna (Wisconsin) vs Purdue (10/05/2024) |



**2024-25 Big Ten Football
Conference Individual Game Highs
All games**

- 133 Max Klare (Purdue) at Illinois (10/12/2024)
- 131 Omar Cooper Jr. (Indiana) vs Western Ill. (09/06/2024)
- 128 Bryce Kirtz (Northwestern) vs Indiana (10/05/2024)
- 128 Elijah Sarratt (Indiana) vs Maryland (09/28/2024)
- 125 Denzel Boston (Washington) at Rutgers (09/27/2024)
- 123 Bryce Kirtz (Northwestern) at Maryland (10/11/2024)
- 121 Tez Johnson (Oregon) at UCLA (09/28/2024)
- 121 Denzel Boston (Washington) vs Northwestern (09/21/2024)
- 121 Isaiah Neyor (Nebraska) vs UTEP (08/31/2024)
- 119 Jeremiah Smith (Ohio St.) vs Western Mich. (09/07/2024)
- 117 Emeka Egbuka (Ohio St.) vs Marshall (09/21/2024)
- 117 Tai Felton (Maryland) at Virginia (09/14/2024)
- 117 A.J. Henning (Northwestern) vs Eastern Ill. (09/14/2024)
- 117 Harrison Wallace III (Penn St.) at West Virginia (08/31/2024)
- 116 Omari Evans (Penn St.) vs Kent St. (09/21/2024)
- 114 Keegan Jones (UCLA) at Rutgers (10/19/2024)
- 113 Nick Marsh (Michigan St.) vs Iowa (10/19/2024)
- 112 Daniel Jackson (Minnesota) vs Iowa (09/21/2024)
- 112 Evan Stewart (Oregon) vs Boise St. (09/07/2024)
- 111 Kaden Prather (Maryland) vs Southern California (10/19/2024)
- 110 Ian Strong (Rutgers) at Virginia Tech (09/21/2024)
- 110 Tez Johnson (Oregon) at Oregon St. (09/14/2024)
- 107 J.Michael Sturdivant (UCLA) vs Minnesota (10/12/2024)
- 107 Liam Clifford (Penn St.) vs UCLA (10/05/2024)
- 105 Ja'Kobi Lane (Southern California) vs Wisconsin (09/28/2024)
- 104 Moliiki Matavao (UCLA) at Rutgers (10/19/2024)
- 104 Pat Bryant (Illinois) vs Purdue (10/12/2024)
- 102 Pat Bryant (Illinois) vs Central Mich. (09/14/2024)
- 102 Rico Flores Jr. (UCLA) at Hawaii (08/31/2024)
- 100 Montorie Foster Jr. (Michigan St.) vs Iowa (10/19/2024)
- 100 Jeremiah Smith (Ohio St.) at Oregon (10/12/2024)

Number of 100-Yard Receiving Performances

- 4 Tai Felton, Maryland
- 3 Elijah Sarratt, Indiana
- 2 Tyler Warren, Penn St.
- 2 Nick Marsh, Michigan St.
- 2 Evan Stewart, Oregon
- 2 Bryce Kirtz, Northwestern
- 2 Denzel Boston, Washington
- 2 Tez Johnson, Oregon
- 2 Jeremiah Smith, Ohio St.
- 2 Pat Bryant, Illinois
- 1 Giles Jackson, Washington
- 1 Trech Kekahuna, Wisconsin
- 1 Max Klare, Purdue
- 1 Omar Cooper Jr., Indiana
- 1 Isaiah Neyor, Nebraska
- 1 Emeka Egbuka, Ohio St.
- 1 A.J. Henning, Northwestern
- 1 Harrison Wallace III, Penn St.
- 1 Omari Evans, Penn St.
- 1 Keegan Jones, UCLA
- 1 Daniel Jackson, Minnesota
- 1 Kaden Prather, Maryland
- 1 Ian Strong, Rutgers
- 1 J.Michael Sturdivant, UCLA



**2024-25 Big Ten Football
Conference Individual Game Highs
All games**

- 1 Liam Clifford, Penn St.
- 1 Ja'Kobi Lane, Southern California
- 1 Moliki Matavao, UCLA
- 1 Rico Flores Jr., UCLA
- 1 Montorie Foster Jr., Michigan St.



**2024-25 Big Ten Football
Conference Statistical Ranking Comparison
All games**

| Team | Offense | | | | Defense | | | |
|---------------------|---------|---------|------------|---------|---------|---------|------------|---------|
| | Rushing | Passing | Total Off. | Scoring | Rushing | Passing | Total Def. | Scoring |
| Illinois | 11 | 11 | 12 | 5 | 16 | 9 | 12 | 9 |
| Indiana | 2 | 2 | 1 | 1 | 3 | 7 | 4 | 3 |
| Iowa | 1 | 17 | 13 | 9 | 9 | 13 | 11 | 11 |
| Maryland | 15 | 1 | 4 | 6 | 6 | 18 | 16 | 16 |
| Michigan | 5 | 18 | 16 | 15 | 4 | 14 | 10 | 14 |
| Michigan St. | 13 | 9 | 11 | 14 | 12 | 8 | 9 | 12 |
| Minnesota | 17 | 12 | 15 | 11 | 11 | 2 | 3 | 4 |
| Nebraska | 14 | 7 | 10 | 11 | 7 | 10 | 8 | 8 |
| Northwestern | 16 | 16 | 18 | 17 | 8 | 16 | 13 | 10 |
| Ohio St. | 6 | 6 | 6 | 2 | 1 | 3 | 1 | 1 |
| Oregon | 9 | 3 | 2 | 3 | 10 | 6 | 7 | 5 |
| Penn St. | 7 | 10 | 8 | 7 | 2 | 4 | 2 | 2 |
| Purdue | 8 | 15 | 14 | 16 | 18 | 15 | 18 | 18 |
| Rutgers | 4 | 14 | 9 | 10 | 17 | 11 | 17 | 15 |
| Southern California | 12 | 5 | 5 | 4 | 13 | 12 | 14 | 13 |
| UCLA | 18 | 8 | 17 | 18 | 5 | 17 | 15 | 17 |
| Washington | 10 | 4 | 3 | 13 | 15 | 1 | 5 | 6 |
| Wisconsin | 3 | 13 | 7 | 8 | 14 | 5 | 6 | 7 |

| Team | Kick ret. | Punt ret. | Interceptions | Sacks | TFL | Turnover Mar. |
|---------------------|-----------|-----------|---------------|-------|-----|---------------|
| Illinois | 14 | 1 | 12 | 2 | 12 | 2 |
| Indiana | 16 | 5 | 3 | 1 | 1 | 2 |
| Iowa | 1 | 2 | 11 | 5 | 17 | 4 |
| Maryland | 12 | 9 | 3 | 13 | 9 | 4 |
| Michigan | 5 | 6 | 3 | 4 | 3 | 17 |
| Michigan St. | 14 | 17 | 1 | 12 | 4 | 15 |
| Minnesota | 7 | 3 | 6 | 11 | 12 | 1 |
| Nebraska | 4 | 13 | 8 | 3 | 2 | 8 |
| Northwestern | 2 | 7 | 14 | 7 | 10 | 6 |
| Ohio St. | 18 | 8 | 8 | 14 | 6 | 8 |
| Oregon | 8 | 4 | 17 | 5 | 6 | 8 |
| Penn St. | 11 | 16 | 15 | 10 | 5 | 8 |
| Purdue | 10 | 12 | 17 | 8 | 8 | 15 |
| Rutgers | 17 | 10 | 10 | 16 | 15 | 7 |
| Southern California | 13 | 18 | 2 | 18 | 15 | 12 |
| UCLA | 9 | 14 | 7 | 17 | 10 | 17 |
| Washington | 6 | 11 | 13 | 9 | 14 | 12 |
| Wisconsin | 3 | 15 | 16 | 15 | 17 | 14 |



**2024-25 Big Ten Football
Individual Statistics
All games**

RUSHING (Minimum Games Played Pct. 75%, 10 Rushing Attempts/Game)

| # | Player | G | Att. | Yds | Avg. | TD | Lg | Avg/g |
|----|---------------------------|---|------|------|------|----|----|--------|
| 1 | Johnson, Kaleb - Iowa | 7 | 132 | 1035 | 7.84 | 13 | 75 | 147.86 |
| 2 | Monangai, Kyle - RU | 7 | 154 | 845 | 5.49 | 10 | 62 | 120.71 |
| 3 | James, Jordan - Oregon | 7 | 121 | 717 | 5.93 | 8 | 41 | 102.43 |
| 4 | Coleman, Jonah - UW | 7 | 99 | 681 | 6.88 | 5 | 64 | 97.29 |
| 5 | Mullings, Kalel - Mich | 7 | 110 | 676 | 6.15 | 7 | 63 | 96.57 |
| 6 | Marks, Woody - USC | 7 | 118 | 661 | 5.60 | 5 | 65 | 94.43 |
| 7 | Walker, Tawee - Wisc | 6 | 104 | 565 | 5.43 | 9 | 55 | 94.17 |
| 8 | Singleton, Nicholas - PSU | 5 | 63 | 434 | 6.89 | 3 | 41 | 86.80 |
| 9 | Judkins, Quinshon - OSU | 6 | 71 | 491 | 6.92 | 6 | 86 | 81.83 |
| 10 | Ellison, Justice - IND | 7 | 73 | 514 | 7.04 | 8 | 47 | 73.43 |

TOTAL OFFENSE (Minimum Games Played Pct. 75%)

| # | Player | G | Rush | Pass | Plays | Total | Yds/g |
|----|--------------------------|---|------|------|-------|-------|--------|
| 1 | Gabriel, Dillon - Oregon | 7 | 92 | 2080 | 259 | 2172 | 310.29 |
| 2 | Edwards Jr., Billy - MD | 7 | 41 | 2113 | 333 | 2154 | 307.71 |
| 3 | Rourke, Kurtis - IND | 7 | 45 | 1941 | 205 | 1986 | 283.71 |
| 4 | Howard, Will - OSU | 6 | 77 | 1574 | 198 | 1651 | 275.17 |
| 5 | Moss, Miller - USC | 7 | -30 | 1954 | 303 | 1924 | 274.86 |
| 6 | Allar, Drew - PSU | 6 | 121 | 1492 | 176 | 1613 | 268.83 |
| 7 | Garbers, Ethan - UCLA | 6 | 47 | 1484 | 235 | 1531 | 255.17 |
| 8 | Rogers, Will - UW | 7 | -46 | 1820 | 239 | 1774 | 253.43 |
| 9 | Altmyer, Luke - Illini | 7 | 138 | 1506 | 241 | 1644 | 234.86 |
| 10 | Chiles, Aidan - MSU | 7 | 166 | 1468 | 238 | 1634 | 233.43 |

PASSING AVG/GAME (Minimum Games Played Pct. 75%)

| # | Player | G | Comp-att-int | Yds | TD | Avg/g |
|----|--------------------------|---|--------------|------|----|--------|
| 1 | Edwards Jr., Billy - MD | 7 | 195-278-4 | 2113 | 13 | 301.86 |
| 2 | Gabriel, Dillon - Oregon | 7 | 174-226-4 | 2080 | 15 | 297.14 |
| 3 | Moss, Miller - USC | 7 | 183-284-6 | 1954 | 14 | 279.14 |
| 4 | Rourke, Kurtis - IND | 7 | 135-181-3 | 1941 | 15 | 277.29 |
| 5 | Howard, Will - OSU | 6 | 121-165-3 | 1574 | 14 | 262.33 |
| 6 | Rogers, Will - UW | 7 | 153-212-2 | 1820 | 13 | 260.00 |
| 7 | Allar, Drew - PSU | 6 | 103-146-4 | 1492 | 11 | 248.67 |
| 8 | Garbers, Ethan - UCLA | 6 | 124-191-9 | 1484 | 8 | 247.33 |
| 9 | Raiola, Dylan - Nebr | 7 | 141-213-6 | 1592 | 9 | 227.43 |
| 10 | Altmyer, Luke - Illini | 7 | 120-182-1 | 1506 | 15 | 215.14 |

SCORING (Minimum Games Played Pct. 75%)

| # | Player | G | TD | FG | XPT | 2XP | Pts | Pts/g |
|----|------------------------|---|----|----|-----|-----|-----|-------|
| 1 | Johnson, Kaleb - Iowa | 7 | 14 | 0 | 0 | 0 | 84 | 12.00 |
| 2 | Walker, Tawee - Wisc | 6 | 9 | 0 | 0 | 0 | 54 | 9.00 |
| 3 | Monangai, Kyle - RU | 7 | 10 | 0 | 0 | 0 | 60 | 8.57 |
| 4 | Radicic, Nicolas - IND | 7 | 0 | 4 | 47 | 0 | 59 | 8.43 |
| 5 | Kim, Jonathan - MSU | 7 | 0 | 15 | 13 | 0 | 58 | 8.29 |
| 6 | Olano, David - Illini | 7 | 0 | 12 | 22 | 0 | 58 | 8.29 |
| 7 | Taylor, Darius - MINN | 6 | 8 | 0 | 0 | 0 | 48 | 8.00 |
| 8 | Lantz, Michael - USC | 7 | 0 | 10 | 26 | 0 | 56 | 8.00 |
| 9 | Smith, Jeremiah - OSU | 6 | 8 | 0 | 0 | 0 | 48 | 8.00 |
| 10 | Boston, Denzel - UW | 7 | 9 | 0 | 0 | 0 | 54 | 7.71 |

PASS EFFICIENCY (Minimum Games Played Pct. 75%, 15 Total Passes/Game)

| # | Player | G | Comp-att-int | Yds | TD | Eff. |
|----|--------------------------|---|--------------|------|----|--------|
| 1 | Rourke, Kurtis - IND | 7 | 135-181-3 | 1941 | 15 | 188.70 |
| 2 | Howard, Will - OSU | 6 | 121-165-3 | 1574 | 14 | 177.83 |
| 3 | Allar, Drew - PSU | 6 | 103-146-4 | 1492 | 11 | 175.77 |
| 4 | Gabriel, Dillon - Oregon | 7 | 174-226-4 | 2080 | 15 | 172.66 |
| 5 | Rogers, Will - UW | 7 | 153-212-2 | 1820 | 13 | 162.63 |
| 6 | Altmyer, Luke - Illini | 7 | 120-182-1 | 1506 | 15 | 161.54 |
| 7 | Edwards Jr., Billy - MD | 7 | 195-278-4 | 2113 | 13 | 146.54 |
| 8 | Raiola, Dylan - Nebr | 7 | 141-213-6 | 1592 | 9 | 137.29 |
| 9 | Locke, Braedyn - Wisc | 6 | 80-135-5 | 1064 | 7 | 135.17 |
| 10 | Brosmer, Max - MINN | 7 | 143-210-4 | 1456 | 8 | 135.10 |

SCORING (TDs) (Minimum Games Played Pct. 75%, 1 Touchdowns)

| # | Player | G | Run | Rec | Ret | Pts | Avg/g |
|----|---------------------------|---|-----|-----|-----|-----|-------|
| 1 | Johnson, Kaleb - Iowa | 7 | 13 | 1 | 0 | 84 | 12.00 |
| 2 | Walker, Tawee - Wisc | 6 | 9 | 0 | 0 | 54 | 9.00 |
| 3 | Monangai, Kyle - RU | 7 | 10 | 0 | 0 | 60 | 8.57 |
| 4 | Smith, Jeremiah - OSU | 6 | 1 | 7 | 0 | 48 | 8.00 |
| 5 | Taylor, Darius - MINN | 6 | 6 | 2 | 0 | 48 | 8.00 |
| 6 | Boston, Denzel - UW | 7 | 0 | 9 | 0 | 54 | 7.71 |
| 7 | Singleton, Nicholas - PSU | 5 | 3 | 3 | 0 | 36 | 7.20 |
| 8 | James, Jordan - Oregon | 7 | 8 | 0 | 0 | 48 | 6.86 |
| 9 | Ellison, Justice - IND | 7 | 8 | 0 | 0 | 48 | 6.86 |
| 10 | Lawton, Ty Son - IND | 7 | 8 | 0 | 0 | 48 | 6.86 |

RECEPTIONS/GAME (Minimum Games Played Pct. 75%)

| # | Player | G | No. | Yds | TD | Lg | Yds/g | Rec/g |
|----|--------------------------|---|-----|-----|----|----|--------|-------|
| 1 | Felton, Tai - MD | 7 | 64 | 803 | 6 | 75 | 114.71 | 9.14 |
| 2 | Johnson, Tez - Oregon | 7 | 57 | 536 | 7 | 52 | 76.57 | 8.14 |
| 3 | Jackson, Giles - UW | 7 | 47 | 542 | 2 | 45 | 77.43 | 6.71 |
| 4 | Warren, Tyler - PSU | 6 | 40 | 513 | 4 | 34 | 85.50 | 6.67 |
| 5 | Egbuka, Emeka - OSU | 6 | 40 | 526 | 6 | 68 | 87.67 | 6.67 |
| 6 | Prather, Kaden - MD | 7 | 43 | 461 | 3 | 33 | 65.86 | 6.14 |
| 7 | Jackson, Daniel - MINN | 7 | 42 | 451 | 1 | 39 | 64.43 | 6.00 |
| 8 | Loveland, Colston - Mich | 6 | 36 | 344 | 2 | 29 | 57.33 | 6.00 |
| 9 | Boston, Denzel - UW | 7 | 40 | 540 | 9 | 51 | 77.14 | 5.71 |
| 10 | Smith, Jeremiah - OSU | 6 | 32 | 553 | 7 | 70 | 92.17 | 5.33 |

SCORING (KICK) (Minimum Games Played Pct. 75%)

| # | Player | G | PAT | FG | Pts | Avg/g |
|----|------------------------------|---|-------|-------|-----|-------|
| 1 | Radicic, Nicolas - IND | 7 | 47-47 | 4-4 | 59 | 8.43 |
| 2 | Olano, David - Illini | 7 | 22-22 | 12-15 | 58 | 8.29 |
| 3 | Kim, Jonathan - MSU | 7 | 13-14 | 15-16 | 58 | 8.29 |
| 4 | Lantz, Michael - USC | 7 | 26-26 | 10-14 | 56 | 8.00 |
| 5 | Stevens, Drew - Iowa | 7 | 21-21 | 10-12 | 51 | 7.29 |
| 6 | Fielding, Jayden - OSU | 6 | 33-33 | 3-3 | 42 | 7.00 |
| 7 | Howes, Jack - MD | 7 | 23-24 | 8-12 | 47 | 6.71 |
| 8 | Gross, Grady - UW | 7 | 17-17 | 10-17 | 47 | 6.71 |
| 9 | Sappington, Atticus - Oregon | 7 | 22-24 | 8-10 | 46 | 6.57 |
| 10 | Vakos, Nathaniel - Wisc | 7 | 25-25 | 6-10 | 43 | 6.14 |



**2024-25 Big Ten Football
Individual Statistics
All games**

RECEIVE YDS/GAME (Minimum Games Played Pct. 75%)

| # | Player | G | No. | Yds | TD | Long | Avg/c | Yds/g |
|----|-----------------------|---|-----|-----|----|------|-------|--------|
| 1 | Felton, Tai - MD | 7 | 64 | 803 | 6 | 75 | 12.55 | 114.71 |
| 2 | Smith, Jeremiah - OSU | 6 | 32 | 553 | 7 | 70 | 17.28 | 92.17 |
| 3 | Egbuka, Emeka - OSU | 6 | 40 | 526 | 6 | 68 | 13.15 | 87.67 |
| 4 | Warren, Tyler - PSU | 6 | 40 | 513 | 4 | 34 | 12.83 | 85.50 |
| 5 | Sarratt, Elijah - IND | 7 | 32 | 578 | 3 | 71 | 18.06 | 82.57 |
| 6 | Jackson, Giles - UW | 7 | 47 | 542 | 2 | 45 | 11.53 | 77.43 |
| 7 | Boston, Denzel - UW | 7 | 40 | 540 | 9 | 51 | 13.50 | 77.14 |
| 8 | Johnson, Tez - Oregon | 7 | 57 | 536 | 7 | 52 | 9.40 | 76.57 |
| 9 | Marsh, Nick - MSU | 6 | 24 | 433 | 1 | 77 | 18.04 | 72.17 |
| 10 | Bryant, Pat - Illini | 7 | 31 | 484 | 7 | 37 | 15.61 | 69.14 |

PUNT RETURN AVG (Minimum Games Played Pct. 75%)

| # | Player | G | No. | Yds | TD | Long | Avg. |
|---|-----------------------|---|-----|-----|----|------|-------|
| 1 | Kirtz, Bryce - NU | 7 | 2 | 36 | 0 | 23 | 18.00 |
| 2 | Felton, Tai - MD | 7 | 1 | 17 | 0 | 17 | 17.00 |
| 3 | Beatty, Hank - Illini | 7 | 8 | 133 | 0 | 37 | 16.63 |

KICK RETURN AVG (Minimum Games Played Pct. 75%)

| # | Player | G | No. | Yds | TD | Long | Avg. |
|---|----------------------------|---|-----|-----|----|------|-------|
| 1 | Whittington, Noah - Oregon | 7 | 3 | 146 | 0 | 100 | 48.67 |
| 2 | Anthony II, Vinny - Wisc | 7 | 6 | 192 | 0 | 74 | 32.00 |
| 3 | Himon II, Joseph - NU | 7 | 12 | 331 | 0 | 96 | 27.58 |

ALL PURPOSE (Minimum Games Played Pct. 75%)

| # | Player | G | Rush | Rcv | PR | KR | Yds | Avg/g |
|----|---------------------------|---|------|-----|-----|----|------|--------|
| 1 | Johnson, Kaleb - Iowa | 7 | 1035 | 102 | 0 | 0 | 1137 | 162.43 |
| 2 | Monangai, Kyle - RU | 7 | 845 | 35 | 0 | 0 | 880 | 125.71 |
| 3 | Marks, Woody - USC | 7 | 661 | 186 | 0 | 0 | 847 | 121.00 |
| 4 | Felton, Tai - MD | 7 | 23 | 803 | 17 | 0 | 843 | 120.43 |
| 5 | Coleman, Jonah - UW | 7 | 681 | 124 | 0 | 0 | 805 | 115.00 |
| 6 | James, Jordan - Oregon | 7 | 717 | 73 | 0 | 0 | 790 | 112.86 |
| 7 | Mullings, Kalel - Mich | 7 | 676 | 10 | 0 | 74 | 760 | 108.57 |
| 8 | Johnson, Tez - Oregon | 7 | 0 | 536 | 134 | 0 | 670 | 95.71 |
| 9 | Taylor, Darius - MINN | 6 | 432 | 223 | 0 | 0 | 655 | 109.17 |
| 10 | Singleton, Nicholas - PSU | 5 | 434 | 113 | 0 | 98 | 645 | 129.00 |

PUNTING (Minimum Games Played Pct. 75%, 3.6 Punts/Game)

| # | Player | G | No. | Yds | Lg | 120 | 50+ | TB | Avg. |
|---|---------------------------|---|-----|------|----|-----|-----|----|-------|
| 1 | McFerson, Bryce - MD | 7 | 30 | 1395 | 64 | 16 | 13 | 2 | 46.50 |
| 2 | Bertrams, Atticus - Wisc | 7 | 28 | 1271 | 74 | 12 | 9 | 2 | 45.39 |
| 3 | Dakin, Rhys - Iowa | 7 | 34 | 1523 | 61 | 16 | 9 | 4 | 44.79 |
| 4 | Crimmins, Keelan - Purdue | 7 | 36 | 1599 | 64 | 7 | 5 | 2 | 44.42 |
| 5 | Crawford, Mark - MINN | 7 | 29 | 1250 | 58 | 9 | 4 | 0 | 43.10 |
| 6 | Anderson, Jakob - RU | 7 | 30 | 1293 | 61 | 11 | 5 | 4 | 43.10 |
| 7 | Akers, Luke - NU | 7 | 33 | 1398 | 58 | 15 | 5 | 1 | 42.36 |
| 8 | Doman, Tommy - Mich | 7 | 30 | 1254 | 58 | 8 | 7 | 2 | 41.80 |

FIELD GOALS (Minimum Games Played Pct. 75%)

| # | Player | G | Made | Att. | Long | Pct. | Avg. |
|---|------------------------------|---|------|------|------|-------|------|
| 1 | Kim, Jonathan - MSU | 7 | 15 | 16 | 55 | 93.75 | 2.14 |
| 2 | Olano, David - Illini | 7 | 12 | 15 | 50 | 80.00 | 1.71 |
| 3 | Lantz, Michael - USC | 7 | 10 | 14 | 54 | 71.43 | 1.43 |
| 4 | Bhaghani, Mateen - UCLA | 7 | 10 | 12 | 54 | 83.33 | 1.43 |
| 5 | Gross, Grady - UW | 7 | 10 | 17 | 44 | 58.82 | 1.43 |
| 6 | Stevens, Drew - Iowa | 7 | 10 | 12 | 51 | 83.33 | 1.43 |
| 7 | Howes, Jack - MD | 7 | 8 | 12 | 46 | 66.67 | 1.14 |
| 8 | Sappington, Atticus - Oregon | 7 | 8 | 10 | 42 | 80.00 | 1.14 |
| 9 | Zvada, Dominic - Mich | 7 | 8 | 9 | 55 | 88.89 | 1.14 |

FIELD GOAL PCT (Minimum Games Played Pct. 75%)

| # | Player | G | Made | Att. | Long | Pct. |
|---|------------------------------|---|------|------|------|--------|
| 1 | Moczulski, Ethan - Illini | 7 | 1 | 1 | 59 | 100.00 |
| 2 | Fielding, Jayden - OSU | 6 | 3 | 3 | 40 | 100.00 |
| 3 | Radicic, Nicolas - IND | 7 | 4 | 4 | 37 | 100.00 |
| 4 | Kim, Jonathan - MSU | 7 | 15 | 16 | 55 | 93.75 |
| 5 | Zvada, Dominic - Mich | 7 | 8 | 9 | 55 | 88.89 |
| 6 | Bhaghani, Mateen - UCLA | 7 | 10 | 12 | 54 | 83.33 |
| 7 | Stevens, Drew - Iowa | 7 | 10 | 12 | 51 | 83.33 |
| 8 | Olano, David - Illini | 7 | 12 | 15 | 50 | 80.00 |
| 9 | Sappington, Atticus - Oregon | 7 | 8 | 10 | 42 | 80.00 |



2024-25 Big Ten Football
Individual Statistics
All games

PAT KICKING PCT (Minimum Games Played Pct. 75%)

| # | Player | G | Made | Att. | Pct. |
|---|-------------------------|---|------|------|--------|
| 1 | Akers, Luke - NU | 7 | 4 | 4 | 100.00 |
| 2 | Patel, Jai - RU | 7 | 22 | 22 | 100.00 |
| 3 | Stevens, Drew - Iowa | 7 | 21 | 21 | 100.00 |
| 4 | Lantz, Michael - USC | 7 | 26 | 26 | 100.00 |
| 5 | Kesich, Dragan - MINN | 7 | 22 | 22 | 100.00 |
| 6 | Fielding, Jayden - OSU | 6 | 33 | 33 | 100.00 |
| 7 | Gross, Grady - UW | 7 | 17 | 17 | 100.00 |
| 8 | Bhaghani, Mateen - UCLA | 7 | 11 | 11 | 100.00 |
| 9 | Vakos, Nathaniel - Wisc | 7 | 25 | 25 | 100.00 |



**2024-25 Big Ten Football
Individual Statistics
All games**

TACKLES (All positions) (Minimum Games Played Pct. 75%)

| # | Player | G | Pos | Solo | Ast | Total | Avg/g |
|----|---------------------------------|---|-----|------|-----|-------|-------|
| 1 | Higgins, Jay - Iowa | 7 | LB | 27 | 49 | 76 | 10.86 |
| 2 | Schwesinger, Carson - UCLA | 7 | LB | 45 | 27 | 72 | 10.29 |
| 3 | Djabome, Dariel - RU | 7 | LB | 26 | 40 | 66 | 9.43 |
| 4 | Fisher, Aiden - IND | 7 | LB | 25 | 41 | 66 | 9.43 |
| 5 | Mascarenas-Arnold, Easton - USC | 7 | LB | 32 | 24 | 56 | 8.00 |
| 6 | Thieneman, Dillon - Purdue | 7 | DB | 35 | 19 | 54 | 7.71 |
| 7 | Jenkins, Kydran - Purdue | 7 | LB | 32 | 20 | 52 | 7.43 |
| 8 | Jackson, Nick - Iowa | 7 | LB | 21 | 29 | 50 | 7.14 |
| 9 | Bailey, Matthew - Illini | 7 | DB | 24 | 25 | 49 | 7.00 |
| 10 | Lindenberg, Cody - MINN | 7 | LB | 23 | 25 | 48 | 6.86 |
| 11 | Rosiek, Dylan - Illini | 7 | LB | 21 | 26 | 47 | 6.71 |
| 12 | Uihlein, Mac - NU | 7 | LB | 31 | 15 | 46 | 6.57 |
| 13 | Reed, Jaylen - PSU | 6 | S | 20 | 19 | 39 | 6.50 |
| 14 | Styles, Sonny - OSU | 6 | LB | 15 | 24 | 39 | 6.50 |
| 15 | Hausmann, Ernest - Mich | 7 | LB | 31 | 14 | 45 | 6.43 |
| 16 | Bruener, Carson - UW | 7 | LB | 25 | 19 | 44 | 6.29 |
| 17 | Thomas, Jaheim - Wisc | 7 | LB | 19 | 24 | 43 | 6.14 |
| 18 | Mueller, Xander - NU | 7 | LB | 23 | 20 | 43 | 6.14 |
| 19 | Turner, Jordan - MSU | 7 | LB | 25 | 18 | 43 | 6.14 |
| 20 | Igbinosun, Desmond - RU | 7 | DB | 20 | 23 | 43 | 6.14 |
| 21 | Jacas, Gabe - Illini | 7 | LB | 24 | 18 | 42 | 6.00 |
| 22 | Cobb, Mason - USC | 6 | LB | 14 | 22 | 36 | 6.00 |
| 23 | Walker, Jailin - IND | 7 | LB | 20 | 20 | 40 | 5.71 |
| 24 | Gifford, Isaac - Nebr | 7 | DB | 17 | 23 | 40 | 5.71 |
| 25 | Medrano, Kain - UCLA | 7 | LB | 29 | 11 | 40 | 5.71 |
| 26 | Arnold, Akili - USC | 6 | S | 19 | 15 | 34 | 5.67 |
| 27 | Smith, Jaylin - USC | 6 | CB | 23 | 11 | 34 | 5.67 |
| 28 | Dixon, Flip - RU | 6 | DB | 18 | 15 | 33 | 5.50 |
| 29 | Turner, Devin - NU | 6 | DB | 22 | 11 | 33 | 5.50 |
| 30 | Boettcher, Bryce - Oregon | 7 | LB | 21 | 17 | 38 | 5.43 |
| 31 | Brown, Kerry - MINN | 6 | DB | 14 | 18 | 32 | 5.33 |
| 32 | Wohler, Hunter - Wisc | 7 | S | 25 | 12 | 37 | 5.29 |
| 33 | Ramsey, Kamari - USC | 7 | S | 27 | 10 | 37 | 5.29 |
| 34 | Barham, Jaishawn - Mich | 7 | LB | 19 | 18 | 37 | 5.29 |
| 35 | Asbury II, Shawn - IND | 7 | DB | 14 | 23 | 37 | 5.29 |
| 36 | Bullock, John - Nebr | 7 | LB | 18 | 18 | 36 | 5.14 |
| 37 | Coleman, Seth - Illini | 7 | LB | 18 | 18 | 36 | 5.14 |
| 38 | Scott, Miles - Illini | 7 | DB | 24 | 12 | 36 | 5.14 |
| 39 | Oladejo, Oluwafemi - UCLA | 7 | LB | 14 | 22 | 36 | 5.14 |
| 40 | Ponds, D'Angelo - IND | 7 | CB | 24 | 11 | 35 | 5.00 |
| 41 | Simon, Cody - OSU | 5 | LB | 12 | 13 | 25 | 5.00 |
| 42 | King, Kobe - PSU | 6 | LB | 17 | 13 | 30 | 5.00 |
| 43 | Karlaftis, Yanni - Purdue | 7 | LB | 22 | 13 | 35 | 5.00 |
| 44 | Heldt, Will - Purdue | 7 | DE | 23 | 11 | 34 | 4.86 |
| 45 | Johnson, Theran - NU | 7 | DB | 26 | 8 | 34 | 4.86 |
| 46 | Loyal, Shaquan - RU | 7 | DB | 19 | 15 | 34 | 4.86 |
| 47 | Gbayor, Mikai - Nebr | 7 | LB | 14 | 20 | 34 | 4.86 |
| 48 | Haladay, Cal - MSU | 7 | LB | 21 | 13 | 34 | 4.86 |
| 49 | Ransom, Lathan - OSU | 6 | S | 19 | 10 | 29 | 4.83 |
| 50 | Addison, Bryan - UCLA | 7 | DB | 23 | 10 | 33 | 4.71 |

SACKS (Minimum Games Played Pct. 75%)

| # | Player | G | Pos | Solo | Ast | Total | Avg/g |
|----|-----------------------------|---|-----|------|-----|-------|-------|
| 1 | Stewart, Josaiah - Mich | 6 | DE | 5 | 1 | 5.5 | 0.92 |
| 2 | Kamara, Mikail - IND | 7 | DL | 6 | 0 | 6 | 0.86 |
| 3 | Uiagalelei, Matayo - Oregon | 7 | DE | 5 | 1 | 5.5 | 0.79 |
| 4 | Jacas, Gabe - Illini | 7 | LB | 5 | 1 | 5.5 | 0.79 |
| 5 | Graves, Aaron - Iowa | 7 | DL | 5 | 0 | 5 | 0.71 |
| 6 | Heldt, Will - Purdue | 7 | DE | 4 | 2 | 5 | 0.71 |
| 7 | Jenkins, Kydran - Purdue | 7 | LB | 4 | 2 | 5 | 0.71 |
| 8 | Carter, Abdul - PSU | 6 | LB | 4 | 0 | 4 | 0.67 |
| 9 | Robinson, Ty - Nebr | 7 | DL | 4 | 0 | 4 | 0.57 |
| 10 | Williams, James - Nebr | 7 | DL | 4 | 0 | 4 | 0.57 |
| 11 | Joyner, Jah - MINN | 7 | DL | 3 | 1 | 3.5 | 0.50 |
| 12 | Graham, Mason - Mich | 7 | DL | 3 | 1 | 3.5 | 0.50 |
| 13 | Tuimoloau, JT - OSU | 6 | DL | 2 | 2 | 3 | 0.50 |
| 14 | Bogle, Khris - MSU | 7 | LB | 2 | 2 | 3 | 0.43 |
| 15 | Wheatland, Caleb - MD | 7 | LB | 3 | 0 | 3 | 0.43 |
| 16 | Ward, Isaiah - UW | 7 | DE | 3 | 0 | 3 | 0.43 |
| 17 | Allen, Brian - Iowa | 7 | DE | 3 | 0 | 3 | 0.43 |
| 18 | Harmon, Derrick - Oregon | 7 | DL | 2 | 2 | 3 | 0.43 |
| 19 | Turner, Jordan - MSU | 7 | LB | 3 | 0 | 3 | 0.43 |
| 20 | Carpenter, James - IND | 7 | DL | 3 | 0 | 3 | 0.43 |

TACKLES FOR LOSS (Minimum Games Played Pct. 75%, 1.25 Total

Tackles For Loss/Game)

| # | Player | G | Pos | Solo | Ast | Total | Avg/g |
|---|-------------------------|---|-----|------|-----|-------|-------|
| 1 | Stewart, Josaiah - Mich | 6 | DE | 8 | 4 | 10 | 1.67 |
| 2 | Carter, Abdul - PSU | 6 | LB | 7 | 5 | 9.5 | 1.58 |



**2024-25 Big Ten Football
Individual Statistics
All games**

FUMBLES FORCED (Minimum Games Played Pct. 75%)

| # | Player | G | No. | Avg/g |
|----|--------------------------|---|-----|-------|
| 1 | Jacas, Gabe - Illini | 7 | 3 | 0.43 |
| 2 | Ransom, Lathan - OSU | 6 | 2 | 0.33 |
| 3 | Ramsey, Kamari - USC | 7 | 2 | 0.29 |
| 4 | Kamara, Mikail - IND | 7 | 2 | 0.29 |
| 5 | Metz, Greyson - NU | 7 | 2 | 0.29 |
| 6 | Harmon, Derrick - Oregon | 7 | 2 | 0.29 |
| 7 | Higgins, Jay - Iowa | 7 | 2 | 0.29 |
| 8 | Hurkett, Ethan - Iowa | 7 | 2 | 0.29 |
| 9 | Rosiek, Dylan - Illini | 7 | 2 | 0.29 |
| 10 | Djabome, Dariel - RU | 7 | 2 | 0.29 |

FUMBLES RECOVERED (Minimum Games Played Pct. 75%)

| # | Player | G | No. | Avg/g |
|----|-----------------------------|---|-----|-------|
| 1 | Kamara, Mikail - IND | 7 | 2 | 0.29 |
| 2 | Simon, Cody - OSU | 5 | 1 | 0.20 |
| 3 | Sawyer, Jack - OSU | 6 | 1 | 0.17 |
| 4 | Butler, Jimari - Nebr | 6 | 1 | 0.17 |
| 5 | Fuller, Quashon - MD | 6 | 1 | 0.17 |
| 6 | Reed, Jaylen - PSU | 6 | 1 | 0.17 |
| 7 | Ransom, Lathan - OSU | 6 | 1 | 0.17 |
| 8 | Vilbert, Smith - PSU | 6 | 1 | 0.17 |
| 9 | Jackson Jr., Kenyatta - OSU | 6 | 1 | 0.17 |
| 10 | Styles, Sonny - OSU | 6 | 1 | 0.17 |

PASSES DEFENDED (Minimum Games Played Pct. 75%)

| # | Player | G | Brup | Int. | Total | Avg/g |
|----|------------------------------|---|------|------|-------|-------|
| 1 | Johnson, Theran - NU | 7 | 9 | 1 | 10 | 1.43 |
| 2 | Brantley, Charles - MSU | 7 | 5 | 3 | 8 | 1.14 |
| 3 | Harris, Jermari - Iowa | 7 | 5 | 3 | 8 | 1.14 |
| 4 | Hill, Jyaire - Mich | 7 | 6 | 1 | 7 | 1.00 |
| 5 | Muhammad, Jabbar - Oregon | 7 | 7 | 0 | 7 | 1.00 |
| 6 | Dixon, Thaddeus - UW | 7 | 6 | 1 | 7 | 1.00 |
| 7 | Loyal, Shaquan - RU | 7 | 5 | 2 | 7 | 1.00 |
| 8 | Breedlove, Kyndrich - Purdue | 7 | 4 | 3 | 7 | 1.00 |
| 9 | Wohler, Hunter - Wisc | 7 | 6 | 0 | 6 | 0.86 |
| 10 | Hartzog Jr., Malcolm - Nebr | 7 | 3 | 3 | 6 | 0.86 |
| 11 | Buford Jr., Marques - Nebr | 7 | 5 | 1 | 6 | 0.86 |
| 12 | Wright, Ceyair - Nebr | 7 | 5 | 1 | 6 | 0.86 |
| 13 | Johnson, Will - Mich | 6 | 3 | 2 | 5 | 0.83 |
| 14 | Simon, Cody - OSU | 5 | 4 | 0 | 4 | 0.80 |
| 15 | Zachman, Preston - Wisc | 7 | 3 | 2 | 5 | 0.71 |
| 16 | Wallace, K.J. - UCLA | 7 | 5 | 0 | 5 | 0.71 |
| 17 | Higgins, Jay - Iowa | 7 | 3 | 2 | 5 | 0.71 |
| 18 | Scott, Xavier - Illini | 7 | 2 | 3 | 5 | 0.71 |
| 19 | Ramsey, Kamari - USC | 7 | 5 | 0 | 5 | 0.71 |
| 20 | Miller, Glendon - MD | 7 | 2 | 3 | 5 | 0.71 |

INTERCEPTIONS (Minimum Games Played Pct. 75%)

| # | Player | G | No. | Yds | TD | Long | Avg/g |
|----|------------------------------|---|-----|-----|----|------|-------|
| 1 | Perich, Koi - MINN | 7 | 4 | 18 | 0 | 16 | 0.57 |
| 2 | Huskey, Jalen - MD | 7 | 3 | 37 | 0 | 37 | 0.43 |
| 3 | Harris, Jermari - Iowa | 7 | 3 | 60 | 1 | 32 | 0.43 |
| 4 | Scott, Xavier - Illini | 7 | 3 | 50 | 1 | 30 | 0.43 |
| 5 | Breedlove, Kyndrich - Purdue | 7 | 3 | 0 | 0 | 0 | 0.43 |
| 6 | Miller, Glendon - MD | 7 | 3 | 28 | 0 | 28 | 0.43 |
| 7 | Hartzog Jr., Malcolm - Nebr | 7 | 3 | 41 | 0 | 26 | 0.43 |
| 8 | Brantley, Charles - MSU | 7 | 3 | 101 | 1 | 100 | 0.43 |
| 9 | Cox Jr., Torrie - Illini | 6 | 2 | 1 | 0 | 1 | 0.33 |
| 10 | Cobb, Mason - USC | 6 | 2 | 55 | 1 | 55 | 0.33 |



**2024-25 Big Ten Football
Extended Individual Statistics
All games**

TOTAL OFFENSE (Minimum Games Played Pct. 75%)

| # | Player | G | Rush | Pass | Plays | Total | Yds/g |
|----|--------------------------|---|------|------|-------|-------|--------|
| 1 | Gabriel, Dillon - Oregon | 7 | 92 | 2080 | 259 | 2172 | 310.29 |
| 2 | Edwards Jr., Billy - MD | 7 | 41 | 2113 | 333 | 2154 | 307.71 |
| 3 | Rourke, Kurtis - IND | 7 | 45 | 1941 | 205 | 1986 | 283.71 |
| 4 | Howard, Will - OSU | 6 | 77 | 1574 | 198 | 1651 | 275.17 |
| 5 | Moss, Miller - USC | 7 | -30 | 1954 | 303 | 1924 | 274.86 |
| 6 | Allar, Drew - PSU | 6 | 121 | 1492 | 176 | 1613 | 268.83 |
| 7 | Garbers, Ethan - UCLA | 6 | 47 | 1484 | 235 | 1531 | 255.17 |
| 8 | Rogers, Will - UW | 7 | -46 | 1820 | 239 | 1774 | 253.43 |
| 9 | Altmyer, Luke - Illini | 7 | 138 | 1506 | 241 | 1644 | 234.86 |
| 10 | Chiles, Aidan - MSU | 7 | 166 | 1468 | 238 | 1634 | 233.43 |

TOTAL OFFENSE AVG/PLAY (Minimum Games Played Pct. 75%)

| # | Player | G | Rush | Pass | Plays | Total | Yds/p |
|----|---------------------------|---|------|------|-------|-------|-------|
| 1 | Arkin, Tanner - Illini | 7 | 36 | 0 | 1 | 36 | 5.14 |
| 2 | Buschini, Brian - Nebr | 7 | 0 | 30 | 1 | 30 | 4.29 |
| 3 | Holden, Traeshon - Oregon | 6 | 21 | 0 | 1 | 21 | 3.50 |
| 4 | Jackson, Elijah - Purdue | 6 | 96 | 0 | 5 | 96 | 3.20 |
| 5 | Smith, Jeremiah - OSU | 6 | 33 | 0 | 2 | 33 | 2.75 |
| 6 | Johnson, Aziah - MSU | 7 | 15 | 0 | 1 | 15 | 2.14 |
| 7 | Clifford, Liam - PSU | 6 | 12 | 0 | 1 | 12 | 2.00 |
| 8 | Barney Jr., Jacory - Nebr | 7 | 111 | 0 | 8 | 111 | 1.98 |
| 9 | Egbuka, Emeka - OSU | 6 | 20 | 0 | 2 | 20 | 1.67 |
| 10 | Felton, Tai - MD | 7 | 23 | 0 | 2 | 23 | 1.64 |

TOTAL OFFENSE PLAYS

| # | Player | G | Rush | Pass | Plays | Total | Yds/g |
|----|--------------------------|---|------|------|-------|-------|--------|
| 1 | Edwards Jr., Billy - MD | 7 | 41 | 2113 | 333 | 2154 | 307.71 |
| 2 | Moss, Miller - USC | 7 | -30 | 1954 | 303 | 1924 | 274.86 |
| 3 | Gabriel, Dillon - Oregon | 7 | 92 | 2080 | 259 | 2172 | 310.29 |
| 4 | Brosmer, Max - MINN | 7 | -16 | 1456 | 257 | 1440 | 205.71 |
| 5 | Altmyer, Luke - Illini | 7 | 138 | 1506 | 241 | 1644 | 234.86 |
| 6 | Kaliakmanis, Athan - RU | 7 | 126 | 1337 | 239 | 1463 | 209.00 |
| 7 | Rogers, Will - UW | 7 | -46 | 1820 | 239 | 1774 | 253.43 |
| 8 | Chiles, Aidan - MSU | 7 | 166 | 1468 | 238 | 1634 | 233.43 |
| 9 | Garbers, Ethan - UCLA | 6 | 47 | 1484 | 235 | 1531 | 255.17 |
| 10 | Raiola, Dylan - Nebr | 7 | -89 | 1592 | 234 | 1503 | 214.71 |

TOTAL OFFENSE YARDS

| # | Player | G | Rush | Pass | Plays | Total | Yds/g |
|----|--------------------------|---|------|------|-------|-------|--------|
| 1 | Edwards Jr., Billy - MD | 7 | 41 | 2113 | 333 | 2154 | 307.71 |
| 2 | Moss, Miller - USC | 7 | -30 | 1954 | 303 | 1924 | 274.86 |
| 3 | Gabriel, Dillon - Oregon | 7 | 92 | 2080 | 259 | 2172 | 310.29 |
| 4 | Brosmer, Max - MINN | 7 | -16 | 1456 | 257 | 1440 | 205.71 |
| 5 | Altmyer, Luke - Illini | 7 | 138 | 1506 | 241 | 1644 | 234.86 |
| 6 | Kaliakmanis, Athan - RU | 7 | 126 | 1337 | 239 | 1463 | 209.00 |
| 7 | Rogers, Will - UW | 7 | -46 | 1820 | 239 | 1774 | 253.43 |
| 8 | Chiles, Aidan - MSU | 7 | 166 | 1468 | 238 | 1634 | 233.43 |
| 9 | Garbers, Ethan - UCLA | 6 | 47 | 1484 | 235 | 1531 | 255.17 |
| 10 | Raiola, Dylan - Nebr | 7 | -89 | 1592 | 234 | 1503 | 214.71 |

ALL PURPOSE (Minimum Games Played Pct. 75%)

| # | Player | G | Rush | Rcv | PR | KR | Yds | Avg/g |
|----|---------------------------|---|------|-----|-----|----|------|--------|
| 1 | Johnson, Kaleb - Iowa | 7 | 1035 | 102 | 0 | 0 | 1137 | 162.43 |
| 2 | Monangai, Kyle - RU | 7 | 845 | 35 | 0 | 0 | 880 | 125.71 |
| 3 | Marks, Woody - USC | 7 | 661 | 186 | 0 | 0 | 847 | 121.00 |
| 4 | Felton, Tai - MD | 7 | 23 | 803 | 17 | 0 | 843 | 120.43 |
| 5 | Coleman, Jonah - UW | 7 | 681 | 124 | 0 | 0 | 805 | 115.00 |
| 6 | James, Jordan - Oregon | 7 | 717 | 73 | 0 | 0 | 790 | 112.86 |
| 7 | Mullings, Kalel - Mich | 7 | 676 | 10 | 0 | 74 | 760 | 108.57 |
| 8 | Johnson, Tez - Oregon | 7 | 0 | 536 | 134 | 0 | 670 | 95.71 |
| 9 | Taylor, Darius - MINN | 6 | 432 | 223 | 0 | 0 | 655 | 109.17 |
| 10 | Singleton, Nicholas - PSU | 5 | 434 | 113 | 0 | 98 | 645 | 129.00 |

SCORING (Minimum Games Played Pct. 75%)

| # | Player | G | TD | FG | XPT | 2XP | Pts | Pts/g |
|----|------------------------|---|----|----|-----|-----|-----|-------|
| 1 | Johnson, Kaleb - Iowa | 7 | 14 | 0 | 0 | 0 | 84 | 12.00 |
| 2 | Walker, Tawee - Wisc | 6 | 9 | 0 | 0 | 0 | 54 | 9.00 |
| 3 | Monangai, Kyle - RU | 7 | 10 | 0 | 0 | 0 | 60 | 8.57 |
| 4 | Radicic, Nicolas - IND | 7 | 0 | 4 | 47 | 0 | 59 | 8.43 |
| 5 | Kim, Jonathan - MSU | 7 | 0 | 15 | 13 | 0 | 58 | 8.29 |
| 6 | Olano, David - Illini | 7 | 0 | 12 | 22 | 0 | 58 | 8.29 |
| 7 | Taylor, Darius - MINN | 6 | 8 | 0 | 0 | 0 | 48 | 8.00 |
| 8 | Lantz, Michael - USC | 7 | 0 | 10 | 26 | 0 | 56 | 8.00 |
| 9 | Smith, Jeremiah - OSU | 6 | 8 | 0 | 0 | 0 | 48 | 8.00 |
| 10 | Boston, Denzel - UW | 7 | 9 | 0 | 0 | 0 | 54 | 7.71 |

SCORING (TDs) (Minimum 1 Touchdowns)

| # | Player | G | Run | Rec | Ret | Pts | Avg/g |
|----|---------------------------|---|-----|-----|-----|-----|-------|
| 1 | Johnson, Kaleb - Iowa | 7 | 13 | 1 | 0 | 84 | 12.00 |
| 2 | Walker, Tawee - Wisc | 6 | 9 | 0 | 0 | 54 | 9.00 |
| 3 | Monangai, Kyle - RU | 7 | 10 | 0 | 0 | 60 | 8.57 |
| 4 | Taylor, Darius - MINN | 6 | 6 | 2 | 0 | 48 | 8.00 |
| 5 | Smith, Jeremiah - OSU | 6 | 1 | 7 | 0 | 48 | 8.00 |
| 6 | Boston, Denzel - UW | 7 | 0 | 9 | 0 | 54 | 7.71 |
| 7 | Singleton, Nicholas - PSU | 5 | 3 | 3 | 0 | 36 | 7.20 |
| 8 | Johnson, Tez - Oregon | 7 | 0 | 7 | 1 | 48 | 6.86 |
| 9 | James, Jordan - Oregon | 7 | 8 | 0 | 0 | 48 | 6.86 |
| 10 | Lawton, Ty Son - IND | 7 | 8 | 0 | 0 | 48 | 6.86 |

SCORING (KICK) (Minimum Games Played Pct. 75%)

| # | Player | G | PAT | FG | Pts | Avg/g |
|----|------------------------------|---|-------|-------|-----|-------|
| 1 | Radicic, Nicolas - IND | 7 | 47-47 | 4-4 | 59 | 8.43 |
| 2 | Olano, David - Illini | 7 | 22-22 | 12-15 | 58 | 8.29 |
| 3 | Kim, Jonathan - MSU | 7 | 13-14 | 15-16 | 58 | 8.29 |
| 4 | Lantz, Michael - USC | 7 | 26-26 | 10-14 | 56 | 8.00 |
| 5 | Stevens, Drew - Iowa | 7 | 21-21 | 10-12 | 51 | 7.29 |
| 6 | Fielding, Jayden - OSU | 6 | 33-33 | 3-3 | 42 | 7.00 |
| 7 | Howes, Jack - MD | 7 | 23-24 | 8-12 | 47 | 6.71 |
| 8 | Gross, Grady - UW | 7 | 17-17 | 10-17 | 47 | 6.71 |
| 9 | Sappington, Atticus - Oregon | 7 | 22-24 | 8-10 | 46 | 6.57 |
| 10 | Vakos, Nathaniel - Wisc | 7 | 25-25 | 6-10 | 43 | 6.14 |



**2024-25 Big Ten Football
Extended Individual Statistics
All games**

TOTAL OFFENSE TDS

| # | Player | G | Rush | Pass | Total |
|----|--------------------------|---|------|------|-------|
| 1 | Gabriel, Dillon - Oregon | 7 | 92 | 2080 | 19 |
| 2 | Howard, Will - OSU | 6 | 77 | 1574 | 19 |
| 3 | Edwards Jr., Billy - MD | 7 | 41 | 2113 | 17 |
| 4 | Altmyer, Luke - Illini | 7 | 138 | 1506 | 17 |
| 5 | Rourke, Kurtis - IND | 7 | 45 | 1941 | 17 |
| 6 | Moss, Miller - USC | 7 | -30 | 1954 | 15 |
| 7 | Allar, Drew - PSU | 6 | 121 | 1492 | 14 |
| 8 | Rogers, Will - UW | 7 | -46 | 1820 | 13 |
| 9 | Johnson, Kaleb - Iowa | 7 | 1035 | 0 | 13 |
| 10 | Brosmer, Max - MINN | 7 | -16 | 1456 | 12 |

RUSHING (Minimum 10 Rushing Attempts/Game, Games Played Pct. 75%)

| # | Player | G | Att. | Yds | Avg. | TD | Lg | Avg/g |
|----|---------------------------|---|------|------|------|----|----|--------|
| 1 | Johnson, Kaleb - Iowa | 7 | 132 | 1035 | 7.84 | 13 | 75 | 147.86 |
| 2 | Monangai, Kyle - RU | 7 | 154 | 845 | 5.49 | 10 | 62 | 120.71 |
| 3 | James, Jordan - Oregon | 7 | 121 | 717 | 5.93 | 8 | 41 | 102.43 |
| 4 | Coleman, Jonah - UW | 7 | 99 | 681 | 6.88 | 5 | 64 | 97.29 |
| 5 | Mullings, Kael - Mich | 7 | 110 | 676 | 6.15 | 7 | 63 | 96.57 |
| 6 | Marks, Woody - USC | 7 | 118 | 661 | 5.60 | 5 | 65 | 94.43 |
| 7 | Walker, Tawee - Wisc | 6 | 104 | 565 | 5.43 | 9 | 55 | 94.17 |
| 8 | Singleton, Nicholas - PSU | 5 | 63 | 434 | 6.89 | 3 | 41 | 86.80 |
| 9 | Judkins, Quinshon - OSU | 6 | 71 | 491 | 6.92 | 6 | 86 | 81.83 |
| 10 | Ellison, Justice - IND | 7 | 73 | 514 | 7.04 | 8 | 47 | 73.43 |

YARDS PER RUSH (Minimum 10 Rushing Attempts/Game, Games Played Pct. 75%)

| # | Player | G | Att. | Yds | Avg. | TD | Lg | Avg/g |
|----|---------------------------|---|------|------|------|----|----|--------|
| 1 | Johnson, Kaleb - Iowa | 7 | 132 | 1035 | 7.84 | 13 | 75 | 147.86 |
| 2 | Ellison, Justice - IND | 7 | 73 | 514 | 7.04 | 8 | 47 | 73.43 |
| 3 | Judkins, Quinshon - OSU | 6 | 71 | 491 | 6.92 | 6 | 86 | 81.83 |
| 4 | Singleton, Nicholas - PSU | 5 | 63 | 434 | 6.89 | 3 | 41 | 86.80 |
| 5 | Coleman, Jonah - UW | 7 | 99 | 681 | 6.88 | 5 | 64 | 97.29 |
| 6 | Mockobee, Devin - Purdue | 7 | 81 | 510 | 6.30 | 2 | 63 | 72.86 |
| 7 | Mullings, Kael - Mich | 7 | 110 | 676 | 6.15 | 7 | 63 | 96.57 |
| 8 | James, Jordan - Oregon | 7 | 121 | 717 | 5.93 | 8 | 41 | 102.43 |
| 9 | Marks, Woody - USC | 7 | 118 | 661 | 5.60 | 5 | 65 | 94.43 |
| 10 | Monangai, Kyle - RU | 7 | 154 | 845 | 5.49 | 10 | 62 | 120.71 |

RUSH ATTEMPTS (Minimum 10 Rushing Attempts/Game)

| # | Player | G | Att. | Yds | Avg. | TD | Lg | Avg/g |
|----|----------------------------|---|------|------|------|----|----|--------|
| 1 | Monangai, Kyle - RU | 7 | 154 | 845 | 5.49 | 10 | 62 | 120.71 |
| 2 | Johnson, Kaleb - Iowa | 7 | 132 | 1035 | 7.84 | 13 | 75 | 147.86 |
| 3 | James, Jordan - Oregon | 7 | 121 | 717 | 5.93 | 8 | 41 | 102.43 |
| 4 | Marks, Woody - USC | 7 | 118 | 661 | 5.60 | 5 | 65 | 94.43 |
| 5 | Mullings, Kael - Mich | 7 | 110 | 676 | 6.15 | 7 | 63 | 96.57 |
| 6 | Walker, Tawee - Wisc | 6 | 104 | 565 | 5.43 | 9 | 55 | 94.17 |
| 7 | Coleman, Jonah - UW | 7 | 99 | 681 | 6.88 | 5 | 64 | 97.29 |
| 8 | Allen, Kaytron - PSU | 6 | 90 | 423 | 4.70 | 3 | 26 | 70.50 |
| 9 | Taylor, Darius - MINN | 6 | 89 | 432 | 4.85 | 6 | 80 | 72.00 |
| 10 | Lynch-Adams, Kay'Ron - MSU | 7 | 82 | 424 | 5.17 | 2 | 63 | 60.57 |

RUSH YARDS (Minimum 10 Rushing Attempts/Game)

| # | Player | G | Att. | Yds | Avg. | TD | Lg | Avg/g |
|----|--------------------------|---|------|------|------|----|----|--------|
| 1 | Johnson, Kaleb - Iowa | 7 | 132 | 1035 | 7.84 | 13 | 75 | 147.86 |
| 2 | Monangai, Kyle - RU | 7 | 154 | 845 | 5.49 | 10 | 62 | 120.71 |
| 3 | James, Jordan - Oregon | 7 | 121 | 717 | 5.93 | 8 | 41 | 102.43 |
| 4 | Coleman, Jonah - UW | 7 | 99 | 681 | 6.88 | 5 | 64 | 97.29 |
| 5 | Mullings, Kael - Mich | 7 | 110 | 676 | 6.15 | 7 | 63 | 96.57 |
| 6 | Marks, Woody - USC | 7 | 118 | 661 | 5.60 | 5 | 65 | 94.43 |
| 7 | Walker, Tawee - Wisc | 6 | 104 | 565 | 5.43 | 9 | 55 | 94.17 |
| 8 | Ellison, Justice - IND | 7 | 73 | 514 | 7.04 | 8 | 47 | 73.43 |
| 9 | Mockobee, Devin - Purdue | 7 | 81 | 510 | 6.30 | 2 | 63 | 72.86 |
| 10 | Judkins, Quinshon - OSU | 6 | 71 | 491 | 6.92 | 6 | 86 | 81.83 |

RUSHING TDS (Minimum 10 Rushing Attempts/Game)

| # | Player | G | Att. | Yds | Avg. | TD | Lg | Avg/g |
|----|-------------------------|---|------|------|------|----|----|--------|
| 1 | Johnson, Kaleb - Iowa | 7 | 132 | 1035 | 7.84 | 13 | 75 | 147.86 |
| 2 | Monangai, Kyle - RU | 7 | 154 | 845 | 5.49 | 10 | 62 | 120.71 |
| 3 | Walker, Tawee - Wisc | 6 | 104 | 565 | 5.43 | 9 | 55 | 94.17 |
| 4 | Lawton, Ty Son - IND | 7 | 76 | 393 | 5.17 | 8 | 29 | 56.14 |
| 5 | Ellison, Justice - IND | 7 | 73 | 514 | 7.04 | 8 | 47 | 73.43 |
| 6 | James, Jordan - Oregon | 7 | 121 | 717 | 5.93 | 8 | 41 | 102.43 |
| 7 | Mullings, Kael - Mich | 7 | 110 | 676 | 6.15 | 7 | 63 | 96.57 |
| 8 | Taylor, Darius - MINN | 6 | 89 | 432 | 4.85 | 6 | 80 | 72.00 |
| 9 | Judkins, Quinshon - OSU | 6 | 71 | 491 | 6.92 | 6 | 86 | 81.83 |
| 10 | Coleman, Jonah - UW | 7 | 99 | 681 | 6.88 | 5 | 64 | 97.29 |

PASSING Avg/GAME (Minimum Games Played Pct. 75%)

| # | Player | G | Comp-att-int | Yds | TD | Avg/g |
|----|--------------------------|---|--------------|------|----|--------|
| 1 | Edwards Jr., Billy - MD | 7 | 195-278-4 | 2113 | 13 | 301.86 |
| 2 | Gabriel, Dillon - Oregon | 7 | 174-226-4 | 2080 | 15 | 297.14 |
| 3 | Moss, Miller - USC | 7 | 183-284-6 | 1954 | 14 | 279.14 |
| 4 | Rourke, Kurtis - IND | 7 | 135-181-3 | 1941 | 15 | 277.29 |
| 5 | Howard, Will - OSU | 6 | 121-165-3 | 1574 | 14 | 262.33 |
| 6 | Rogers, Will - UW | 7 | 153-212-2 | 1820 | 13 | 260.00 |
| 7 | Allar, Drew - PSU | 6 | 103-146-4 | 1492 | 11 | 248.67 |
| 8 | Garbers, Ethan - UCLA | 6 | 124-191-9 | 1484 | 8 | 247.33 |
| 9 | Raiola, Dylan - Nebr | 7 | 141-213-6 | 1592 | 9 | 227.43 |
| 10 | Altmyer, Luke - Illini | 7 | 120-182-1 | 1506 | 15 | 215.14 |

PASSING YARDS

| # | Player | G | Comp-att-int | Yds | TD | Avg/g |
|----|--------------------------|---|--------------|------|----|--------|
| 1 | Edwards Jr., Billy - MD | 7 | 195-278-4 | 2113 | 13 | 301.86 |
| 2 | Gabriel, Dillon - Oregon | 7 | 174-226-4 | 2080 | 15 | 297.14 |
| 3 | Moss, Miller - USC | 7 | 183-284-6 | 1954 | 14 | 279.14 |
| 4 | Rourke, Kurtis - IND | 7 | 135-181-3 | 1941 | 15 | 277.29 |
| 5 | Rogers, Will - UW | 7 | 153-212-2 | 1820 | 13 | 260.00 |
| 6 | Raiola, Dylan - Nebr | 7 | 141-213-6 | 1592 | 9 | 227.43 |
| 7 | Howard, Will - OSU | 6 | 121-165-3 | 1574 | 14 | 262.33 |
| 8 | Altmyer, Luke - Illini | 7 | 120-182-1 | 1506 | 15 | 215.14 |
| 9 | Allar, Drew - PSU | 6 | 103-146-4 | 1492 | 11 | 248.67 |
| 10 | Garbers, Ethan - UCLA | 6 | 124-191-9 | 1484 | 8 | 247.33 |



**2024-25 Big Ten Football
Extended Individual Statistics
All games**

PASS EFFICIENCY (Minimum 15 Total Passes/Game, Games Played Pct. 75%)

| # | Player | G | Comp-att-int | Yds | TD | Eff |
|----|--------------------------|---|--------------|------|----|--------|
| 1 | Rourke, Kurtis - IND | 7 | 135-181-3 | 1941 | 15 | 188.70 |
| 2 | Howard, Will - OSU | 6 | 121-165-3 | 1574 | 14 | 177.83 |
| 3 | Allar, Drew - PSU | 6 | 103-146-4 | 1492 | 11 | 175.77 |
| 4 | Gabriel, Dillon - Oregon | 7 | 174-226-4 | 2080 | 15 | 172.66 |
| 5 | Rogers, Will - UW | 7 | 153-212-2 | 1820 | 13 | 162.63 |
| 6 | Altmyer, Luke - Illini | 7 | 120-182-1 | 1506 | 15 | 161.54 |
| 7 | Edwards Jr., Billy - MD | 7 | 195-278-4 | 2113 | 13 | 146.54 |
| 8 | Raiola, Dylan - Nebr | 7 | 141-213-6 | 1592 | 9 | 137.29 |
| 9 | Locke, Braedyn - Wisc | 6 | 80-135-5 | 1064 | 7 | 135.17 |
| 10 | Brosmer, Max - MINN | 7 | 143-210-4 | 1456 | 8 | 135.10 |

PASS ATTEMPTS

| # | Player | G | Comp-att-int | Yds | TD | Avg/g |
|----|--------------------------|---|--------------|------|----|--------|
| 1 | Moss, Miller - USC | 7 | 183-284-6 | 1954 | 14 | 279.14 |
| 2 | Edwards Jr., Billy - MD | 7 | 195-278-4 | 2113 | 13 | 301.86 |
| 3 | Gabriel, Dillon - Oregon | 7 | 174-226-4 | 2080 | 15 | 297.14 |
| 4 | Raiola, Dylan - Nebr | 7 | 141-213-6 | 1592 | 9 | 227.43 |
| 5 | Rogers, Will - UW | 7 | 153-212-2 | 1820 | 13 | 260.00 |
| 6 | Brosmer, Max - MINN | 7 | 143-210-4 | 1456 | 8 | 208.00 |
| 7 | Kaliakmanis, Athan - RU | 7 | 104-195-5 | 1337 | 8 | 191.00 |
| 8 | Garbers, Ethan - UCLA | 6 | 124-191-9 | 1484 | 8 | 247.33 |
| 9 | Chiles, Aidan - MSU | 7 | 108-182-9 | 1468 | 6 | 209.71 |
| 10 | Altmyer, Luke - Illini | 7 | 120-182-1 | 1506 | 15 | 215.14 |

PASS YDS/COMP. (Minimum 15 Total Passes/Game, Games Played Pct. 75%)

| # | Player | G | Comp-att-int | Yds | TD | Avg/g |
|----|--------------------------|---|--------------|------|----|-------|
| 1 | Allar, Drew - PSU | 6 | 103-146-4 | 1492 | 11 | 14.49 |
| 2 | Rourke, Kurtis - IND | 7 | 135-181-3 | 1941 | 15 | 14.38 |
| 3 | Chiles, Aidan - MSU | 7 | 108-182-9 | 1468 | 6 | 13.59 |
| 4 | Locke, Braedyn - Wisc | 6 | 80-135-5 | 1064 | 7 | 13.30 |
| 5 | Howard, Will - OSU | 6 | 121-165-3 | 1574 | 14 | 13.01 |
| 6 | Kaliakmanis, Athan - RU | 7 | 104-195-5 | 1337 | 8 | 12.86 |
| 7 | Altmyer, Luke - Illini | 7 | 120-182-1 | 1506 | 15 | 12.55 |
| 8 | Garbers, Ethan - UCLA | 6 | 124-191-9 | 1484 | 8 | 11.97 |
| 9 | Gabriel, Dillon - Oregon | 7 | 174-226-4 | 2080 | 15 | 11.95 |
| 10 | Rogers, Will - UW | 7 | 153-212-2 | 1820 | 13 | 11.90 |

PASS COMPLETIONS

| # | Player | G | Comp-att-int | Yds | TD | Avg/g |
|----|--------------------------|---|--------------|------|----|--------|
| 1 | Edwards Jr., Billy - MD | 7 | 195-278-4 | 2113 | 13 | 301.86 |
| 2 | Moss, Miller - USC | 7 | 183-284-6 | 1954 | 14 | 279.14 |
| 3 | Gabriel, Dillon - Oregon | 7 | 174-226-4 | 2080 | 15 | 297.14 |
| 4 | Rogers, Will - UW | 7 | 153-212-2 | 1820 | 13 | 260.00 |
| 5 | Brosmer, Max - MINN | 7 | 143-210-4 | 1456 | 8 | 208.00 |
| 6 | Raiola, Dylan - Nebr | 7 | 141-213-6 | 1592 | 9 | 227.43 |
| 7 | Rourke, Kurtis - IND | 7 | 135-181-3 | 1941 | 15 | 277.29 |
| 8 | Garbers, Ethan - UCLA | 6 | 124-191-9 | 1484 | 8 | 247.33 |
| 9 | Howard, Will - OSU | 6 | 121-165-3 | 1574 | 14 | 262.33 |
| 10 | Altmyer, Luke - Illini | 7 | 120-182-1 | 1506 | 15 | 215.14 |

PASS YDS/ATT (Minimum 15 Total Passes/Game, Games Played Pct. 75%)

| # | Player | G | Comp-att-int | Yds | TD | Avg/a |
|----|--------------------------|---|--------------|------|----|-------|
| 1 | Rourke, Kurtis - IND | 7 | 135-181-3 | 1941 | 15 | 10.72 |
| 2 | Allar, Drew - PSU | 6 | 103-146-4 | 1492 | 11 | 10.22 |
| 3 | Howard, Will - OSU | 6 | 121-165-3 | 1574 | 14 | 9.54 |
| 4 | Gabriel, Dillon - Oregon | 7 | 174-226-4 | 2080 | 15 | 9.20 |
| 5 | Rogers, Will - UW | 7 | 153-212-2 | 1820 | 13 | 8.58 |
| 6 | Altmyer, Luke - Illini | 7 | 120-182-1 | 1506 | 15 | 8.27 |
| 7 | Chiles, Aidan - MSU | 7 | 108-182-9 | 1468 | 6 | 8.07 |
| 8 | Locke, Braedyn - Wisc | 6 | 80-135-5 | 1064 | 7 | 7.88 |
| 9 | Garbers, Ethan - UCLA | 6 | 124-191-9 | 1484 | 8 | 7.77 |
| 10 | Edwards Jr., Billy - MD | 7 | 195-278-4 | 2113 | 13 | 7.60 |

PASSING TDS

| # | Player | G | Comp-att-int | Yds | TD | Avg/g |
|----|--------------------------|---|--------------|------|----|--------|
| 1 | Altmyer, Luke - Illini | 7 | 120-182-1 | 1506 | 15 | 215.14 |
| 2 | Rourke, Kurtis - IND | 7 | 135-181-3 | 1941 | 15 | 277.29 |
| 3 | Gabriel, Dillon - Oregon | 7 | 174-226-4 | 2080 | 15 | 297.14 |
| 4 | Moss, Miller - USC | 7 | 183-284-6 | 1954 | 14 | 279.14 |
| 5 | Howard, Will - OSU | 6 | 121-165-3 | 1574 | 14 | 262.33 |
| 6 | Rogers, Will - UW | 7 | 153-212-2 | 1820 | 13 | 260.00 |
| 7 | Edwards Jr., Billy - MD | 7 | 195-278-4 | 2113 | 13 | 301.86 |
| 8 | Allar, Drew - PSU | 6 | 103-146-4 | 1492 | 11 | 248.67 |
| 9 | Raiola, Dylan - Nebr | 7 | 141-213-6 | 1592 | 9 | 227.43 |
| 10 | Brosmer, Max - MINN | 7 | 143-210-4 | 1456 | 8 | 208.00 |

PASS COMP. PCT (Minimum 15 Total Passes/Game, Games Played Pct. 75%)

| # | Player | G | Comp-att-int | Yds | TD | Pct. |
|----|--------------------------|---|--------------|------|----|-------|
| 1 | Gabriel, Dillon - Oregon | 7 | 174-226-4 | 2080 | 15 | 76.99 |
| 2 | Rourke, Kurtis - IND | 7 | 135-181-3 | 1941 | 15 | 74.59 |
| 3 | Howard, Will - OSU | 6 | 121-165-3 | 1574 | 14 | 73.33 |
| 4 | Rogers, Will - UW | 7 | 153-212-2 | 1820 | 13 | 72.17 |
| 5 | Allar, Drew - PSU | 6 | 103-146-4 | 1492 | 11 | 70.55 |
| 6 | Edwards Jr., Billy - MD | 7 | 195-278-4 | 2113 | 13 | 70.14 |
| 7 | Brosmer, Max - MINN | 7 | 143-210-4 | 1456 | 8 | 68.10 |
| 8 | Raiola, Dylan - Nebr | 7 | 141-213-6 | 1592 | 9 | 66.20 |
| 9 | Altmyer, Luke - Illini | 7 | 120-182-1 | 1506 | 15 | 65.93 |
| 10 | Garbers, Ethan - UCLA | 6 | 124-191-9 | 1484 | 8 | 64.92 |

PASS INTERCEPTIONS

| # | Player | G | Comp-att-int | Yds | TD | Avg/g |
|----|--------------------------|---|--------------|------|----|--------|
| 1 | Chiles, Aidan - MSU | 7 | 108-182-9 | 1468 | 6 | 209.71 |
| 2 | Garbers, Ethan - UCLA | 6 | 124-191-9 | 1484 | 8 | 247.33 |
| 3 | Moss, Miller - USC | 7 | 183-284-6 | 1954 | 14 | 279.14 |
| 4 | Raiola, Dylan - Nebr | 7 | 141-213-6 | 1592 | 9 | 227.43 |
| 5 | Warren, Davis - Mich | 3 | 48-72-6 | 444 | 2 | 148.00 |
| 6 | Kaliakmanis, Athan - RU | 7 | 104-195-5 | 1337 | 8 | 191.00 |
| 7 | Locke, Braedyn - Wisc | 6 | 80-135-5 | 1064 | 7 | 177.33 |
| 8 | McNamara, Cade - Iowa | 7 | 97-159-4 | 944 | 6 | 134.86 |
| 9 | Gabriel, Dillon - Oregon | 7 | 174-226-4 | 2080 | 15 | 297.14 |
| 10 | Card, Hudson - Purdue | 5 | 71-112-4 | 738 | 7 | 147.60 |



**2024-25 Big Ten Football
Extended Individual Statistics
All games**

RECEPTIONS/GAME (Minimum Games Played Pct. 75%)

| # | Player | G | No. | Yds | TD | Lg | Yds/g | Rec/g |
|----|--------------------------|---|-----|-----|----|----|--------|-------|
| 1 | Felton, Tai - MD | 7 | 64 | 803 | 6 | 75 | 114.71 | 9.14 |
| 2 | Johnson, Tez - Oregon | 7 | 57 | 536 | 7 | 52 | 76.57 | 8.14 |
| 3 | Jackson, Giles - UW | 7 | 47 | 542 | 2 | 45 | 77.43 | 6.71 |
| 4 | Warren, Tyler - PSU | 6 | 40 | 513 | 4 | 34 | 85.50 | 6.67 |
| 5 | Egbuka, Emeka - OSU | 6 | 40 | 526 | 6 | 68 | 87.67 | 6.67 |
| 6 | Prather, Kaden - MD | 7 | 43 | 461 | 3 | 33 | 65.86 | 6.14 |
| 7 | Jackson, Daniel - MINN | 7 | 42 | 451 | 1 | 39 | 64.43 | 6.00 |
| 8 | Loveland, Colston - Mich | 6 | 36 | 344 | 2 | 29 | 57.33 | 6.00 |
| 9 | Boston, Denzel - UW | 7 | 40 | 540 | 9 | 51 | 77.14 | 5.71 |
| 10 | Smith, Jeremiah - OSU | 6 | 32 | 553 | 7 | 70 | 92.17 | 5.33 |

RECEIVE YDS/GAME (Minimum Games Played Pct. 75%)

| # | Player | G | No. | Yds | TD | Long | Avg/c | Yds/g |
|----|-----------------------|---|-----|-----|----|------|-------|--------|
| 1 | Felton, Tai - MD | 7 | 64 | 803 | 6 | 75 | 12.55 | 114.71 |
| 2 | Smith, Jeremiah - OSU | 6 | 32 | 553 | 7 | 70 | 17.28 | 92.17 |
| 3 | Egbuka, Emeka - OSU | 6 | 40 | 526 | 6 | 68 | 13.15 | 87.67 |
| 4 | Warren, Tyler - PSU | 6 | 40 | 513 | 4 | 34 | 12.83 | 85.50 |
| 5 | Sarratt, Elijah - IND | 7 | 32 | 578 | 3 | 71 | 18.06 | 82.57 |
| 6 | Jackson, Giles - UW | 7 | 47 | 542 | 2 | 45 | 11.53 | 77.43 |
| 7 | Boston, Denzel - UW | 7 | 40 | 540 | 9 | 51 | 13.50 | 77.14 |
| 8 | Johnson, Tez - Oregon | 7 | 57 | 536 | 7 | 52 | 9.40 | 76.57 |
| 9 | Marsh, Nick - MSU | 6 | 24 | 433 | 1 | 77 | 18.04 | 72.17 |
| 10 | Bryant, Pat - Illini | 7 | 31 | 484 | 7 | 37 | 15.61 | 69.14 |

RECEPTIONS

| # | Player | G | No. | Yds | TD | Long | Avg/c | Yds/g |
|----|--------------------------|---|-----|-----|----|------|-------|--------|
| 1 | Felton, Tai - MD | 7 | 64 | 803 | 6 | 75 | 12.55 | 114.71 |
| 2 | Johnson, Tez - Oregon | 7 | 57 | 536 | 7 | 52 | 9.40 | 76.57 |
| 3 | Jackson, Giles - UW | 7 | 47 | 542 | 2 | 45 | 11.53 | 77.43 |
| 4 | Prather, Kaden - MD | 7 | 43 | 461 | 3 | 33 | 10.72 | 65.86 |
| 5 | Jackson, Daniel - MINN | 7 | 42 | 451 | 1 | 39 | 10.74 | 64.43 |
| 6 | Boston, Denzel - UW | 7 | 40 | 540 | 9 | 51 | 13.50 | 77.14 |
| 7 | Warren, Tyler - PSU | 6 | 40 | 513 | 4 | 34 | 12.83 | 85.50 |
| 8 | Egbuka, Emeka - OSU | 6 | 40 | 526 | 6 | 68 | 13.15 | 87.67 |
| 9 | Loveland, Colston - Mich | 6 | 36 | 344 | 2 | 29 | 9.56 | 57.33 |
| 10 | Henning, A.J. - NU | 7 | 34 | 357 | 3 | 46 | 10.50 | 51.00 |

PUNTING (Minimum 3.6 Punts/Game, Games Played Pct. 75%)

| # | Player | G | No. | Yds | Lg | I20 | 50+ | TB | Avg. |
|---|---------------------------|---|-----|------|----|-----|-----|----|-------|
| 1 | McFerson, Bryce - MD | 7 | 30 | 1395 | 64 | 16 | 13 | 2 | 46.50 |
| 2 | Bertrams, Atticus - Wisc | 7 | 28 | 1271 | 74 | 12 | 9 | 2 | 45.39 |
| 3 | Dakin, Rhys - Iowa | 7 | 34 | 1523 | 61 | 16 | 9 | 4 | 44.79 |
| 4 | Crimmins, Keelan - Purdue | 7 | 36 | 1599 | 64 | 7 | 5 | 2 | 44.42 |
| 5 | Crawford, Mark - MINN | 7 | 29 | 1250 | 58 | 9 | 4 | 0 | 43.10 |
| 6 | Anderson, Jakob - RU | 7 | 30 | 1293 | 61 | 11 | 5 | 4 | 43.10 |
| 7 | Akers, Luke - NU | 7 | 33 | 1398 | 58 | 15 | 5 | 1 | 42.36 |
| 8 | Doman, Tommy - Mich | 7 | 30 | 1254 | 58 | 8 | 7 | 2 | 41.80 |

RECEPTION TDS

| # | Player | G | No. | Yds | TD | Long | Avg/c | Yds/g |
|----|--------------------------|---|-----|-----|----|------|-------|--------|
| 1 | Boston, Denzel - UW | 7 | 40 | 540 | 9 | 51 | 13.50 | 77.14 |
| 2 | Bryant, Pat - Illini | 7 | 31 | 484 | 7 | 37 | 15.61 | 69.14 |
| 3 | Johnson, Tez - Oregon | 7 | 57 | 536 | 7 | 52 | 9.40 | 76.57 |
| 4 | Smith, Jeremiah - OSU | 6 | 32 | 553 | 7 | 70 | 17.28 | 92.17 |
| 5 | Felton, Tai - MD | 7 | 64 | 803 | 6 | 75 | 12.55 | 114.71 |
| 6 | Egbuka, Emeka - OSU | 6 | 40 | 526 | 6 | 68 | 13.15 | 87.67 |
| 7 | Lane, Ja'Kobi - USC | 7 | 27 | 303 | 5 | 32 | 11.22 | 43.29 |
| 8 | Williams, Ke'Shawn - IND | 7 | 14 | 182 | 4 | 52 | 13.00 | 26.00 |
| 9 | Robinson, Duce - USC | 7 | 14 | 224 | 4 | 38 | 16.00 | 32.00 |
| 10 | Neyor, Isaiah - Nebr | 7 | 19 | 304 | 4 | 59 | 16.00 | 43.43 |

YARDS PER CATCH (Minimum 2 Receptions/Game, Games Played Pct. 75%)

| # | Player | G | No. | Yds | TD | Long | Avg/c | Yds/g |
|----|-----------------------------|---|-----|-----|----|------|-------|-------|
| 1 | Cooper Jr., Omar - IND | 7 | 19 | 411 | 3 | 69 | 21.63 | 58.71 |
| 2 | Sarratt, Elijah - IND | 7 | 32 | 578 | 3 | 71 | 18.06 | 82.57 |
| 3 | Marsh, Nick - MSU | 6 | 24 | 433 | 1 | 77 | 18.04 | 72.17 |
| 4 | Smith, Jeremiah - OSU | 6 | 32 | 553 | 7 | 70 | 17.28 | 92.17 |
| 5 | Strong, Ian - RU | 7 | 16 | 267 | 1 | 63 | 16.69 | 38.14 |
| 6 | Wallace III, Harrison - PSU | 6 | 17 | 283 | 2 | 50 | 16.65 | 47.17 |
| 7 | Ferguson, Terrance - Oregon | 6 | 20 | 321 | 0 | 62 | 16.05 | 53.50 |
| 8 | Robinson, Duce - USC | 7 | 14 | 224 | 4 | 38 | 16.00 | 32.00 |
| 9 | Neyor, Isaiah - Nebr | 7 | 19 | 304 | 4 | 59 | 16.00 | 43.43 |
| 10 | Klare, Max - Purdue | 7 | 24 | 384 | 2 | 62 | 16.00 | 54.86 |

RECEPTION YARDS

| # | Player | G | No. | Yds | TD | Long | Avg/c | Yds/g |
|----|-----------------------|---|-----|-----|----|------|-------|--------|
| 1 | Felton, Tai - MD | 7 | 64 | 803 | 6 | 75 | 12.55 | 114.71 |
| 2 | Sarratt, Elijah - IND | 7 | 32 | 578 | 3 | 71 | 18.06 | 82.57 |
| 3 | Smith, Jeremiah - OSU | 6 | 32 | 553 | 7 | 70 | 17.28 | 92.17 |
| 4 | Jackson, Giles - UW | 7 | 47 | 542 | 2 | 45 | 11.53 | 77.43 |
| 5 | Boston, Denzel - UW | 7 | 40 | 540 | 9 | 51 | 13.50 | 77.14 |
| 6 | Johnson, Tez - Oregon | 7 | 57 | 536 | 7 | 52 | 9.40 | 76.57 |
| 7 | Egbuka, Emeka - OSU | 6 | 40 | 526 | 6 | 68 | 13.15 | 87.67 |
| 8 | Warren, Tyler - PSU | 6 | 40 | 513 | 4 | 34 | 12.83 | 85.50 |
| 9 | Bryant, Pat - Illini | 7 | 31 | 484 | 7 | 37 | 15.61 | 69.14 |
| 10 | Prather, Kaden - MD | 7 | 43 | 461 | 3 | 33 | 10.72 | 65.86 |

PATS KICKS MADE

| # | Player | G | Made | Att. | Pct. |
|----|------------------------------|---|------|------|--------|
| 1 | Radicic, Nicolas - IND | 7 | 47 | 47 | 100.00 |
| 2 | Fielding, Jayden - OSU | 6 | 33 | 33 | 100.00 |
| 3 | Lantz, Michael - USC | 7 | 26 | 26 | 100.00 |
| 4 | Vakos, Nathaniel - Wisc | 7 | 25 | 25 | 100.00 |
| 5 | Howes, Jack - MD | 7 | 23 | 24 | 95.83 |
| 6 | Olano, David - Illini | 7 | 22 | 22 | 100.00 |
| 7 | Patel, Jai - RU | 7 | 22 | 22 | 100.00 |
| 8 | Sappington, Atticus - Oregon | 7 | 22 | 24 | 91.67 |
| 9 | Kesich, Dragan - MINN | 7 | 22 | 22 | 100.00 |
| 10 | Stevens, Drew - Iowa | 7 | 21 | 21 | 100.00 |



**2024-25 Big Ten Football
Extended Individual Statistics
All games**

NUMBER OF PUNTS

| # | Player | G | No. | Yds | Lg | 120 | 50+ | TB | Avg. |
|----|---------------------------|---|-----|------|----|-----|-----|----|-------|
| 1 | Crimmins, Keelan - Purdue | 7 | 36 | 1599 | 64 | 7 | 5 | 2 | 44.42 |
| 2 | Dakin, Rhys - Iowa | 7 | 34 | 1523 | 61 | 16 | 9 | 4 | 44.79 |
| 3 | Akers, Luke - NU | 7 | 33 | 1398 | 58 | 15 | 5 | 1 | 42.36 |
| 4 | Doman, Tommy - Mich | 7 | 30 | 1254 | 58 | 8 | 7 | 2 | 41.80 |
| 5 | Anderson, Jakob - RU | 7 | 30 | 1293 | 61 | 11 | 5 | 4 | 43.10 |
| 6 | McFerson, Bryce - MD | 7 | 30 | 1395 | 64 | 16 | 13 | 2 | 46.50 |
| 7 | Crawford, Mark - MINN | 7 | 29 | 1250 | 58 | 9 | 4 | 0 | 43.10 |
| 8 | Bertrams, Atticus - Wisc | 7 | 28 | 1271 | 74 | 12 | 9 | 2 | 45.39 |
| 9 | Czaplicki, Eddie - USC | 7 | 25 | 1235 | 62 | 12 | 14 | 0 | 49.40 |
| 10 | Richter, Brody - UCLA | 7 | 23 | 1007 | 61 | 10 | 5 | 0 | 43.78 |

YARDS PUNTED

| # | Player | G | No. | Yds | Lg | 120 | 50+ | TB | Avg. |
|----|---------------------------|---|-----|------|----|-----|-----|----|-------|
| 1 | Crimmins, Keelan - Purdue | 7 | 36 | 1599 | 64 | 7 | 5 | 2 | 44.42 |
| 2 | Dakin, Rhys - Iowa | 7 | 34 | 1523 | 61 | 16 | 9 | 4 | 44.79 |
| 3 | Akers, Luke - NU | 7 | 33 | 1398 | 58 | 15 | 5 | 1 | 42.36 |
| 4 | McFerson, Bryce - MD | 7 | 30 | 1395 | 64 | 16 | 13 | 2 | 46.50 |
| 5 | Anderson, Jakob - RU | 7 | 30 | 1293 | 61 | 11 | 5 | 4 | 43.10 |
| 6 | Bertrams, Atticus - Wisc | 7 | 28 | 1271 | 74 | 12 | 9 | 2 | 45.39 |
| 7 | Doman, Tommy - Mich | 7 | 30 | 1254 | 58 | 8 | 7 | 2 | 41.80 |
| 8 | Crawford, Mark - MINN | 7 | 29 | 1250 | 58 | 9 | 4 | 0 | 43.10 |
| 9 | Czaplicki, Eddie - USC | 7 | 25 | 1235 | 62 | 12 | 14 | 0 | 49.40 |
| 10 | Eckley, Ryan - MSU | 7 | 23 | 1103 | 61 | 3 | 11 | 2 | 47.96 |

PAT KICKING PCT (Minimum Games Played Pct. 75%)

| # | Player | G | Made | Att. | Pct. |
|----|-------------------------|---|------|------|--------|
| 1 | Lantz, Michael - USC | 7 | 26 | 26 | 100.00 |
| 2 | Vakos, Nathaniel - Wisc | 7 | 25 | 25 | 100.00 |
| 3 | Akers, Luke - NU | 7 | 4 | 4 | 100.00 |
| 4 | Patel, Jai - RU | 7 | 22 | 22 | 100.00 |
| 5 | Kesich, Dragan - MINN | 7 | 22 | 22 | 100.00 |
| 6 | Fielding, Jayden - OSU | 6 | 33 | 33 | 100.00 |
| 7 | Gross, Grady - UW | 7 | 17 | 17 | 100.00 |
| 8 | Stevens, Drew - Iowa | 7 | 21 | 21 | 100.00 |
| 9 | Olano, David - Illini | 7 | 22 | 22 | 100.00 |
| 10 | Bhaghani, Mateen - UCLA | 7 | 11 | 11 | 100.00 |

PAT KICKING ATTEMPTS

| # | Player | G | Made | Att. | Pct. |
|----|------------------------------|---|------|------|--------|
| 1 | Radicic, Nicolas - IND | 7 | 47 | 47 | 100.00 |
| 2 | Fielding, Jayden - OSU | 6 | 33 | 33 | 100.00 |
| 3 | Lantz, Michael - USC | 7 | 26 | 26 | 100.00 |
| 4 | Vakos, Nathaniel - Wisc | 7 | 25 | 25 | 100.00 |
| 5 | Howes, Jack - MD | 7 | 23 | 24 | 95.83 |
| 6 | Sappington, Atticus - Oregon | 7 | 22 | 24 | 91.67 |
| 7 | Olano, David - Illini | 7 | 22 | 22 | 100.00 |
| 8 | Patel, Jai - RU | 7 | 22 | 22 | 100.00 |
| 9 | Kesich, Dragan - MINN | 7 | 22 | 22 | 100.00 |
| 10 | Stevens, Drew - Iowa | 7 | 21 | 21 | 100.00 |

PUNT RETURN AVG (Minimum Games Played Pct. 75%)

| # | Player | G | No. | Yds | TD | Long | Avg/g |
|---|-----------------------|---|-----|-----|----|------|-------|
| 1 | Kirtz, Bryce - NU | 7 | 2 | 36 | 0 | 23 | 18.00 |
| 2 | Felton, Tai - MD | 7 | 1 | 17 | 0 | 17 | 17.00 |
| 3 | Beatty, Hank - Illini | 7 | 8 | 133 | 0 | 37 | 16.63 |

FIELD GOALS (Minimum Games Played Pct. 75%)

| # | Player | G | Made | Att. | Long | Pct. | FG/G. |
|----|------------------------------|---|------|------|------|-------|-------|
| 1 | Kim, Jonathan - MSU | 7 | 15 | 16 | 55 | 93.75 | 2.14 |
| 2 | Olano, David - Illini | 7 | 12 | 15 | 50 | 80.00 | 1.71 |
| 3 | Lantz, Michael - USC | 7 | 10 | 14 | 54 | 71.43 | 1.43 |
| 4 | Bhaghani, Mateen - UCLA | 7 | 10 | 12 | 54 | 83.33 | 1.43 |
| 5 | Stevens, Drew - Iowa | 7 | 10 | 12 | 51 | 83.33 | 1.43 |
| 6 | Gross, Grady - UW | 7 | 10 | 17 | 44 | 58.82 | 1.43 |
| 7 | Howes, Jack - MD | 7 | 8 | 12 | 46 | 66.67 | 1.14 |
| 8 | Zvada, Dominic - Mich | 7 | 8 | 9 | 55 | 88.89 | 1.14 |
| 9 | Sappington, Atticus - Oregon | 7 | 8 | 10 | 42 | 80.00 | 1.14 |
| 10 | Kesich, Dragan - MINN | 7 | 7 | 13 | 53 | 53.85 | 1.00 |

FIELD GOAL PCT (Minimum Games Played Pct. 75%)

| # | Player | G | Made | Att. | Long | Pct. |
|----|------------------------------|---|------|------|------|--------|
| 1 | Radicic, Nicolas - IND | 7 | 4 | 4 | 37 | 100.00 |
| 2 | Fielding, Jayden - OSU | 6 | 3 | 3 | 40 | 100.00 |
| 3 | Moczulski, Ethan - Illini | 7 | 1 | 1 | 59 | 100.00 |
| 4 | Kim, Jonathan - MSU | 7 | 15 | 16 | 55 | 93.75 |
| 5 | Zvada, Dominic - Mich | 7 | 8 | 9 | 55 | 88.89 |
| 6 | Bhaghani, Mateen - UCLA | 7 | 10 | 12 | 54 | 83.33 |
| 7 | Stevens, Drew - Iowa | 7 | 10 | 12 | 51 | 83.33 |
| 8 | Olano, David - Illini | 7 | 12 | 15 | 50 | 80.00 |
| 9 | Sappington, Atticus - Oregon | 7 | 8 | 10 | 42 | 80.00 |
| 10 | Lantz, Michael - USC | 7 | 10 | 14 | 54 | 71.43 |

FIELD GOALS ATTEMPTED

| # | Player | G | Made | Att. | Long | Pct. |
|----|------------------------------|---|------|------|------|-------|
| 1 | Gross, Grady - UW | 7 | 10 | 17 | 44 | 58.82 |
| 2 | Kim, Jonathan - MSU | 7 | 15 | 16 | 55 | 93.75 |
| 3 | Olano, David - Illini | 7 | 12 | 15 | 50 | 80.00 |
| 4 | Lantz, Michael - USC | 7 | 10 | 14 | 54 | 71.43 |
| 5 | Kesich, Dragan - MINN | 7 | 7 | 13 | 53 | 53.85 |
| 6 | Stevens, Drew - Iowa | 7 | 10 | 12 | 51 | 83.33 |
| 7 | Bhaghani, Mateen - UCLA | 7 | 10 | 12 | 54 | 83.33 |
| 8 | Howes, Jack - MD | 7 | 8 | 12 | 46 | 66.67 |
| 9 | Olsen, Jack - NU | 5 | 7 | 10 | 46 | 70.00 |
| 10 | Sappington, Atticus - Oregon | 7 | 8 | 10 | 42 | 80.00 |

FIELD GOALS MADE

| # | Player | G | Made | Att. | Long | Pct. |
|----|------------------------------|---|------|------|------|-------|
| 1 | Kim, Jonathan - MSU | 7 | 15 | 16 | 55 | 93.75 |
| 2 | Olano, David - Illini | 7 | 12 | 15 | 50 | 80.00 |
| 3 | Bhaghani, Mateen - UCLA | 7 | 10 | 12 | 54 | 83.33 |
| 4 | Gross, Grady - UW | 7 | 10 | 17 | 44 | 58.82 |
| 5 | Lantz, Michael - USC | 7 | 10 | 14 | 54 | 71.43 |
| 6 | Stevens, Drew - Iowa | 7 | 10 | 12 | 51 | 83.33 |
| 7 | Sappington, Atticus - Oregon | 7 | 8 | 10 | 42 | 80.00 |
| 8 | Howes, Jack - MD | 7 | 8 | 12 | 46 | 66.67 |
| 9 | Zvada, Dominic - Mich | 7 | 8 | 9 | 55 | 88.89 |
| 10 | Olsen, Jack - NU | 5 | 7 | 10 | 46 | 70.00 |

KICK RETURN AVG (Minimum Games Played Pct. 75%)

| # | Player | G | No. | Yds | TD | Long | Avg/g |
|---|----------------------------|---|-----|-----|----|------|-------|
| 1 | Whittington, Noah - Oregon | 7 | 3 | 146 | 0 | 100 | 48.67 |
| 2 | Anthony II, Vinny - Wisc | 7 | 6 | 192 | 0 | 74 | 32.00 |
| 3 | Himon II, Joseph - NU | 7 | 12 | 331 | 0 | 96 | 27.58 |



**2024-25 Big Ten Football
Extended Individual Statistics
All games**

PUNT RETURNS (Minimum 1.2 Punt Returns/Game)

| # | Player | G | No. | Yds | TD | Long | Avg/g |
|---|---------------------------------|---|-----|-----|----|------|-------|
| 1 | Wetjen, Kaden - Iowa | 7 | 15 | 149 | 0 | 37 | 9.93 |
| 2 | Price, Myles - IND | 7 | 13 | 107 | 0 | 22 | 8.23 |
| 3 | Inniss, Brandon - OSU | 6 | 12 | 109 | 0 | 36 | 9.08 |
| 4 | Johnson, Tez - Oregon | 7 | 11 | 134 | 1 | 85 | 12.18 |
| 5 | Garcia-Castaneda, Isaiah - Nebr | 7 | 10 | 57 | 0 | 13 | 5.70 |
| 6 | Boston, Denzel - UW | 7 | 10 | 67 | 0 | 25 | 6.70 |
| 7 | Perich, Koi - MINN | 7 | 9 | 139 | 0 | 60 | 15.44 |

PUNT RETURN YARDS

| # | Player | G | No. | Yds | TD | Long | Avg/g |
|----|------------------------|---|-----|-----|----|------|-------|
| 1 | Wetjen, Kaden - Iowa | 7 | 15 | 149 | 0 | 37 | 9.93 |
| 2 | Perich, Koi - MINN | 7 | 9 | 139 | 0 | 60 | 15.44 |
| 3 | Johnson, Tez - Oregon | 7 | 11 | 134 | 1 | 85 | 12.18 |
| 4 | Beatty, Hank - Illini | 7 | 8 | 133 | 0 | 37 | 16.63 |
| 5 | Inniss, Brandon - OSU | 6 | 12 | 109 | 0 | 36 | 9.08 |
| 6 | Price, Myles - IND | 7 | 13 | 107 | 0 | 22 | 8.23 |
| 7 | Morgan, Semaj - Mich | 6 | 7 | 92 | 0 | 22 | 13.14 |
| 8 | Henning, A.J. - NU | 7 | 8 | 76 | 0 | 19 | 9.50 |
| 9 | Wisloski, Braeden - MD | 7 | 8 | 67 | 0 | 27 | 8.38 |
| 10 | Boston, Denzel - UW | 7 | 10 | 67 | 0 | 25 | 6.70 |

PUNT RETURN TDS

| # | Player | G | No. | Yds | TD | Long | Avg/g |
|---|-----------------------|---|-----|-----|----|------|-------|
| 1 | Johnson, Tez - Oregon | 7 | 11 | 134 | 1 | 85 | 12.18 |

INTERCEPTIONS (Minimum Games Played Pct. 75%)

| # | Player | G | No. | Yds | TD | Long | Avg/g |
|----|------------------------------|---|-----|-----|----|------|-------|
| 1 | Perich, Koi - MINN | 7 | 4 | 18 | 0 | 16 | 0.57 |
| 2 | Huskey, Jalen - MD | 7 | 3 | 37 | 0 | 37 | 0.43 |
| 3 | Harris, Jermari - Iowa | 7 | 3 | 60 | 1 | 32 | 0.43 |
| 4 | Scott, Xavier - Illini | 7 | 3 | 50 | 1 | 30 | 0.43 |
| 5 | Breedlove, Kyndrich - Purdue | 7 | 3 | 0 | 0 | 0 | 0.43 |
| 6 | Miller, Glendon - MD | 7 | 3 | 28 | 0 | 28 | 0.43 |
| 7 | Hartzog Jr., Malcolm - Nebr | 7 | 3 | 41 | 0 | 26 | 0.43 |
| 8 | Brantley, Charles - MSU | 7 | 3 | 101 | 1 | 100 | 0.43 |
| 9 | Cox Jr., Torrie - Illini | 6 | 2 | 1 | 0 | 1 | 0.33 |
| 10 | Cobb, Mason - USC | 6 | 2 | 55 | 1 | 55 | 0.33 |

INTERCEPTION RET YARDS

| # | Player | G | No. | Yds | TD | Long | Yds/i |
|----|-------------------------|---|-----|-----|----|------|-------|
| 1 | Johnson, Will - Mich | 6 | 2 | 128 | 2 | 86 | 64.00 |
| 2 | Addison, Bryan - UCLA | 7 | 2 | 106 | 1 | 96 | 53.00 |
| 3 | Brantley, Charles - MSU | 7 | 3 | 101 | 1 | 100 | 33.67 |
| 4 | Asbury II, Shawn - IND | 7 | 1 | 78 | 0 | 78 | 78.00 |
| 5 | Walley, Justin - MINN | 5 | 1 | 70 | 0 | 70 | 70.00 |
| 6 | Martinez, Nikai - MSU | 7 | 2 | 62 | 0 | 41 | 31.00 |
| 7 | Harris, Jermari - Iowa | 7 | 3 | 60 | 1 | 32 | 20.00 |
| 8 | Cobb, Mason - USC | 6 | 2 | 55 | 1 | 55 | 27.50 |
| 9 | Rogers, Eric - RU | 7 | 1 | 52 | 1 | 52 | 52.00 |
| 10 | Scruggs, Lavain - MD | 7 | 1 | 51 | 0 | 51 | 51.00 |

KICK RETURNS (Minimum 1.2 Total Kick Returns/Game)

| # | Player | G | No. | Yds | TD | Long | Avg/g |
|---|---------------------------|---|-----|-----|----|------|-------|
| 1 | Wetjen, Kaden - Iowa | 7 | 14 | 367 | 0 | 39 | 26.21 |
| 2 | Himon II, Joseph - NU | 7 | 12 | 331 | 0 | 96 | 27.58 |
| 3 | Reynolds, Keith - UW | 7 | 10 | 209 | 0 | 28 | 20.90 |
| 4 | Barney Jr., Jacory - Nebr | 7 | 9 | 164 | 0 | 35 | 18.22 |
| 5 | Jones, Keegan - UCLA | 7 | 9 | 170 | 0 | 24 | 18.89 |
| 6 | Jackson, Elijah - Purdue | 6 | 8 | 145 | 0 | 33 | 18.13 |
| 7 | Marshall, Jordan - Mich | 1 | 3 | 51 | 0 | 19 | 17.00 |

KICK RETURN YARDS

| # | Player | G | No. | Yds | TD | Long | Avg/g |
|----|----------------------------|---|-----|-----|----|------|-------|
| 1 | Wetjen, Kaden - Iowa | 7 | 14 | 367 | 0 | 39 | 26.21 |
| 2 | Himon II, Joseph - NU | 7 | 12 | 331 | 0 | 96 | 27.58 |
| 3 | Reynolds, Keith - UW | 7 | 10 | 209 | 0 | 28 | 20.90 |
| 4 | Anthony II, Vinny - Wisc | 7 | 6 | 192 | 0 | 74 | 32.00 |
| 5 | Jones, Keegan - UCLA | 7 | 9 | 170 | 0 | 24 | 18.89 |
| 6 | Barney Jr., Jacory - Nebr | 7 | 9 | 164 | 0 | 35 | 18.22 |
| 7 | Whittington, Noah - Oregon | 7 | 3 | 146 | 0 | 100 | 48.67 |
| 8 | Jackson, Elijah - Purdue | 6 | 8 | 145 | 0 | 33 | 18.13 |
| 9 | Perich, Koi - MINN | 7 | 8 | 145 | 0 | 21 | 18.13 |
| 10 | Kekahuna, Trech - Wisc | 7 | 7 | 142 | 0 | 28 | 20.29 |

KICK RETURN TDS

| # | Player | G | No. | Yds | TD | Long | Avg/g |
|---|------------------------|---|-----|-----|----|------|-------|
| 1 | Limar, Jayden - Oregon | 7 | 1 | 26 | 1 | 26 | 26.00 |

INTERCEPTION RETURNS

| # | Player | G | No. | Yds | TD | Long | Yds/i |
|----|------------------------------|---|-----|-----|----|------|-------|
| 1 | Perich, Koi - MINN | 7 | 4 | 18 | 0 | 16 | 4.50 |
| 2 | Harris, Jermari - Iowa | 7 | 3 | 60 | 1 | 32 | 20.00 |
| 3 | Breedlove, Kyndrich - Purdue | 7 | 3 | 0 | 0 | 0 | 0.00 |
| 4 | Huskey, Jalen - MD | 7 | 3 | 37 | 0 | 37 | 12.33 |
| 5 | Hartzog Jr., Malcolm - Nebr | 7 | 3 | 41 | 0 | 26 | 13.67 |
| 6 | Scott, Xavier - Illini | 7 | 3 | 50 | 1 | 30 | 16.67 |
| 7 | Miller, Glendon - MD | 7 | 3 | 28 | 0 | 28 | 9.33 |
| 8 | Brantley, Charles - MSU | 7 | 3 | 101 | 1 | 100 | 33.67 |
| 9 | Addison, Bryan - UCLA | 7 | 2 | 106 | 1 | 96 | 53.00 |
| 10 | Robinson, Ethan - MINN | 7 | 2 | 0 | 0 | 0 | 0.00 |

INTERCEPTION RETURN TDS

| # | Player | G | No. | Yds | TD | Long | Yds/i |
|----|-------------------------|---|-----|-----|----|------|-------|
| 1 | Johnson, Will - Mich | 6 | 2 | 128 | 2 | 86 | 64.00 |
| 2 | Cobb, Mason - USC | 6 | 2 | 55 | 1 | 55 | 27.50 |
| 3 | Hill, Tommi - Nebr | 5 | 1 | 7 | 1 | 7 | 7.00 |
| 4 | Henderson, Jack - MINN | 7 | 1 | 25 | 1 | 25 | 25.00 |
| 5 | Bullock, John - Nebr | 7 | 1 | 35 | 1 | 35 | 35.00 |
| 6 | Brantley, Charles - MSU | 7 | 3 | 101 | 1 | 100 | 33.67 |
| 7 | Rogers, Eric - RU | 7 | 1 | 52 | 1 | 52 | 52.00 |
| 8 | Powers, Gabe - OSU | 6 | 1 | 29 | 1 | 29 | 29.00 |
| 9 | Addison, Bryan - UCLA | 7 | 2 | 106 | 1 | 96 | 53.00 |
| 10 | Harris, Jermari - Iowa | 7 | 3 | 60 | 1 | 32 | 20.00 |



**2024-25 Big Ten Football
Extended Individual Statistics
All games**

TACKLES (All positions) (Minimum Games Played Pct. 75%)

| # | Player | G | Pos | Solo | Ast | Total | Avg/g |
|----|---------------------------------|---|-----|------|-----|-------|-------|
| 1 | Higgins, Jay - Iowa | 7 | LB | 27 | 49 | 76 | 10.86 |
| 2 | Schwesinger, Carson - UCLA | 7 | LB | 45 | 27 | 72 | 10.29 |
| 3 | Djabome, Dariel - RU | 7 | LB | 26 | 40 | 66 | 9.43 |
| 4 | Fisher, Aiden - IND | 7 | LB | 25 | 41 | 66 | 9.43 |
| 5 | Mascarenas-Arnold, Easton - USC | 7 | LB | 32 | 24 | 56 | 8.00 |
| 6 | Thieneman, Dillon - Purdue | 7 | DB | 35 | 19 | 54 | 7.71 |
| 7 | Jenkins, Kydran - Purdue | 7 | LB | 32 | 20 | 52 | 7.43 |
| 8 | Jackson, Nick - Iowa | 7 | LB | 21 | 29 | 50 | 7.14 |
| 9 | Bailey, Matthew - Illini | 7 | DB | 24 | 25 | 49 | 7.00 |
| 10 | Lindenberg, Cody - MINN | 7 | LB | 23 | 25 | 48 | 6.86 |
| 11 | Rosiek, Dylan - Illini | 7 | LB | 21 | 26 | 47 | 6.71 |
| 12 | Uihlein, Mac - NU | 7 | LB | 31 | 15 | 46 | 6.57 |
| 13 | Reed, Jaylen - PSU | 6 | S | 20 | 19 | 39 | 6.50 |
| 14 | Styles, Sonny - OSU | 6 | LB | 15 | 24 | 39 | 6.50 |
| 15 | Hausmann, Ernest - Mich | 7 | LB | 31 | 14 | 45 | 6.43 |
| 16 | Bruener, Carson - UW | 7 | LB | 25 | 19 | 44 | 6.29 |
| 17 | Thomas, Jaheim - Wisc | 7 | LB | 19 | 24 | 43 | 6.14 |
| 18 | Mueller, Xander - NU | 7 | LB | 23 | 20 | 43 | 6.14 |
| 19 | Turner, Jordan - MSU | 7 | LB | 25 | 18 | 43 | 6.14 |
| 20 | Igbinosun, Desmond - RU | 7 | DB | 20 | 23 | 43 | 6.14 |
| 21 | Jacas, Gabe - Illini | 7 | LB | 24 | 18 | 42 | 6.00 |
| 22 | Cobb, Mason - USC | 6 | LB | 14 | 22 | 36 | 6.00 |
| 23 | Walker, Jailin - IND | 7 | LB | 20 | 20 | 40 | 5.71 |
| 24 | Gifford, Isaac - Nebr | 7 | DB | 17 | 23 | 40 | 5.71 |
| 25 | Medrano, Kain - UCLA | 7 | LB | 29 | 11 | 40 | 5.71 |
| 26 | Arnold, Akili - USC | 6 | S | 19 | 15 | 34 | 5.67 |
| 27 | Smith, Jaylin - USC | 6 | CB | 23 | 11 | 34 | 5.67 |
| 28 | Dixon, Flip - RU | 6 | DB | 18 | 15 | 33 | 5.50 |
| 29 | Turner, Devin - NU | 6 | DB | 22 | 11 | 33 | 5.50 |
| 30 | Boettcher, Bryce - Oregon | 7 | LB | 21 | 17 | 38 | 5.43 |
| 31 | Brown, Kerry - MINN | 6 | DB | 14 | 18 | 32 | 5.33 |
| 32 | Wohler, Hunter - Wisc | 7 | S | 25 | 12 | 37 | 5.29 |
| 33 | Ramsey, Kamari - USC | 7 | S | 27 | 10 | 37 | 5.29 |
| 34 | Barham, Jaishawn - Mich | 7 | LB | 19 | 18 | 37 | 5.29 |
| 35 | Asbury II, Shawn - IND | 7 | DB | 14 | 23 | 37 | 5.29 |
| 36 | Bullock, John - Nebr | 7 | LB | 18 | 18 | 36 | 5.14 |
| 37 | Coleman, Seth - Illini | 7 | LB | 18 | 18 | 36 | 5.14 |
| 38 | Scott, Miles - Illini | 7 | DB | 24 | 12 | 36 | 5.14 |
| 39 | Oladejo, Oluwafemi - UCLA | 7 | LB | 14 | 22 | 36 | 5.14 |
| 40 | Ponds, D'Angelo - IND | 7 | CB | 24 | 11 | 35 | 5.00 |
| 41 | Simon, Cody - OSU | 5 | LB | 12 | 13 | 25 | 5.00 |
| 42 | King, Kobe - PSU | 6 | LB | 17 | 13 | 30 | 5.00 |
| 43 | Karlaftis, Yanni - Purdue | 7 | LB | 22 | 13 | 35 | 5.00 |
| 44 | Heldt, Will - Purdue | 7 | DE | 23 | 11 | 34 | 4.86 |
| 45 | Johnson, Theran - NU | 7 | DB | 26 | 8 | 34 | 4.86 |
| 46 | Loyal, Shaquan - RU | 7 | DB | 19 | 15 | 34 | 4.86 |
| 47 | Gbayor, Mikai - Nebr | 7 | LB | 14 | 20 | 34 | 4.86 |
| 48 | Haladay, Cal - MSU | 7 | LB | 21 | 13 | 34 | 4.86 |
| 49 | Ransom, Lathan - OSU | 6 | S | 19 | 10 | 29 | 4.83 |
| 50 | Addison, Bryan - UCLA | 7 | DB | 23 | 10 | 33 | 4.71 |

SACKS (Minimum Games Played Pct. 75%)

| # | Player | G | Pos | Solo | Ast | Total | Avg/g |
|----|-----------------------------|---|-----|------|-----|-------|-------|
| 1 | Stewart, Josaiah - Mich | 6 | DE | 5 | 1 | 5.5 | 0.92 |
| 2 | Kamara, Mikail - IND | 7 | DL | 6 | 0 | 6 | 0.86 |
| 3 | Uiagalelei, Matayo - Oregon | 7 | DE | 5 | 1 | 5.5 | 0.79 |
| 4 | Jacas, Gabe - Illini | 7 | LB | 5 | 1 | 5.5 | 0.79 |
| 5 | Graves, Aaron - Iowa | 7 | DL | 5 | 0 | 5 | 0.71 |
| 6 | Heldt, Will - Purdue | 7 | DE | 4 | 2 | 5 | 0.71 |
| 7 | Jenkins, Kydran - Purdue | 7 | LB | 4 | 2 | 5 | 0.71 |
| 8 | Carter, Abdul - PSU | 6 | LB | 4 | 0 | 4 | 0.67 |
| 9 | Robinson, Ty - Nebr | 7 | DL | 4 | 0 | 4 | 0.57 |
| 10 | Williams, James - Nebr | 7 | DL | 4 | 0 | 4 | 0.57 |

TACKLES FOR LOSS (Minimum 1.25 Total Tackles For Loss/Game, Games Played Pct. 75%)

| # | Player | G | Pos | Solo | Ast | Total | Avg/g |
|---|-------------------------|---|-----|------|-----|-------|-------|
| 1 | Stewart, Josaiah - Mich | 6 | DE | 8 | 4 | 10 | 1.67 |
| 2 | Carter, Abdul - PSU | 6 | LB | 7 | 5 | 9.5 | 1.58 |

FUMBLES FORCED (Minimum Games Played Pct. 75%)

| # | Player | G | No. | Avg/g |
|----|--------------------------|---|-----|-------|
| 1 | Jacas, Gabe - Illini | 7 | 3 | 0.43 |
| 2 | Ransom, Lathan - OSU | 6 | 2 | 0.33 |
| 3 | Ramsey, Kamari - USC | 7 | 2 | 0.29 |
| 4 | Kamara, Mikail - IND | 7 | 2 | 0.29 |
| 5 | Metz, Greyson - NU | 7 | 2 | 0.29 |
| 6 | Harmon, Derrick - Oregon | 7 | 2 | 0.29 |
| 7 | Higgins, Jay - Iowa | 7 | 2 | 0.29 |
| 8 | Hurkett, Ethan - Iowa | 7 | 2 | 0.29 |
| 9 | Rosiek, Dylan - Illini | 7 | 2 | 0.29 |
| 10 | Djabome, Dariel - RU | 7 | 2 | 0.29 |

FUMBLES RECOVERED (Minimum Games Played Pct. 75%)

| # | Player | G | No. | Avg/g |
|----|-----------------------------|---|-----|-------|
| 1 | Kamara, Mikail - IND | 7 | 2 | 0.29 |
| 2 | Simon, Cody - OSU | 5 | 1 | 0.20 |
| 3 | Sawyer, Jack - OSU | 6 | 1 | 0.17 |
| 4 | Butler, Jimari - Nebr | 6 | 1 | 0.17 |
| 5 | Fuller, Quashon - MD | 6 | 1 | 0.17 |
| 6 | Reed, Jaylen - PSU | 6 | 1 | 0.17 |
| 7 | Ransom, Lathan - OSU | 6 | 1 | 0.17 |
| 8 | Vilbert, Smith - PSU | 6 | 1 | 0.17 |
| 9 | Jackson Jr., Kenyatta - OSU | 6 | 1 | 0.17 |
| 10 | Styles, Sonny - OSU | 6 | 1 | 0.17 |

PASSES DEFENDED (Minimum Games Played Pct. 75%)

| # | Player | G | Brup | Int. | Total | Avg/g |
|----|------------------------------|---|------|------|-------|-------|
| 1 | Johnson, Theran - NU | 7 | 9 | 1 | 10 | 1.43 |
| 2 | Brantley, Charles - MSU | 7 | 5 | 3 | 8 | 1.14 |
| 3 | Harris, Jermari - Iowa | 7 | 5 | 3 | 8 | 1.14 |
| 4 | Loyal, Shaquan - RU | 7 | 5 | 2 | 7 | 1.00 |
| 5 | Hill, Jyaire - Mich | 7 | 6 | 1 | 7 | 1.00 |
| 6 | Breedlove, Kyndrich - Purdue | 7 | 4 | 3 | 7 | 1.00 |
| 7 | Dixon, Thaddeus - UW | 7 | 6 | 1 | 7 | 1.00 |
| 8 | Muhammad, Jabbar - Oregon | 7 | 7 | 0 | 7 | 1.00 |
| 9 | Buford Jr., Marques - Nebr | 7 | 5 | 1 | 6 | 0.86 |
| 10 | Wright, Ceyair - Nebr | 7 | 5 | 1 | 6 | 0.86 |



**2024-25 Big Ten Football
Extended Team Leaders
All games**

SCORING OFFENSE

| Team | G | TD | FG | XPT | 2XP | DXP | Saf | Pts | Avg/G |
|---------------------|---|----|----|-----|-----|-----|-----|-----|-------|
| Indiana | 7 | 47 | 4 | 47 | 0 | 0 | 0 | 341 | 48.71 |
| Ohio St. | 6 | 36 | 3 | 36 | 0 | 0 | 0 | 261 | 43.5 |
| Oregon | 7 | 31 | 9 | 25 | 2 | 0 | 0 | 242 | 34.57 |
| Penn St. | 6 | 26 | 8 | 25 | 0 | 0 | 0 | 205 | 34.17 |
| Southern California | 7 | 26 | 10 | 26 | 0 | 0 | 0 | 212 | 30.29 |
| Illinois | 7 | 24 | 13 | 22 | 1 | 0 | 0 | 207 | 29.57 |
| Maryland | 7 | 26 | 8 | 24 | 1 | 0 | 0 | 206 | 29.43 |
| Wisconsin | 7 | 26 | 6 | 25 | 1 | 0 | 1 | 203 | 29 |
| Iowa | 7 | 24 | 10 | 21 | 0 | 0 | 0 | 195 | 27.86 |
| Rutgers | 7 | 25 | 4 | 22 | 0 | 0 | 1 | 186 | 26.57 |
| Nebraska | 7 | 23 | 4 | 23 | 0 | 0 | 1 | 175 | 25 |
| Minnesota | 7 | 22 | 7 | 22 | 0 | 0 | 0 | 175 | 25 |
| Washington | 7 | 20 | 10 | 17 | 1 | 0 | 0 | 169 | 24.14 |
| Michigan St. | 7 | 15 | 15 | 14 | 0 | 0 | 1 | 151 | 21.57 |
| Michigan | 7 | 18 | 8 | 16 | 0 | 0 | 0 | 148 | 21.14 |
| Purdue | 7 | 18 | 5 | 15 | 2 | 0 | 0 | 142 | 20.29 |
| Northwestern | 7 | 14 | 11 | 14 | 0 | 0 | 1 | 133 | 19 |
| UCLA | 7 | 13 | 10 | 12 | 1 | 0 | 0 | 122 | 17.43 |

TOTAL DEFENSE

| Team | G | Rush | Pass | Plays | Yards | Avg/P | TD | Avg/G |
|---------------------|---|------|------|-------|-------|-------|----|--------|
| Ohio St. | 6 | 518 | 990 | 345 | 1508 | 4.37 | 8 | 251.33 |
| Minnesota | 7 | 859 | 977 | 413 | 1836 | 4.45 | 12 | 262.29 |
| Penn St. | 6 | 570 | 1005 | 349 | 1575 | 4.51 | 9 | 262.5 |
| Indiana | 7 | 573 | 1265 | 423 | 1838 | 4.35 | 12 | 262.57 |
| Washington | 7 | 1003 | 861 | 420 | 1864 | 4.44 | 12 | 266.29 |
| Wisconsin | 7 | 979 | 1091 | 411 | 2070 | 5.04 | 14 | 295.71 |
| Oregon | 7 | 856 | 1229 | 414 | 2085 | 5.04 | 13 | 297.86 |
| Nebraska | 7 | 720 | 1410 | 437 | 2130 | 4.87 | 16 | 304.29 |
| Michigan St. | 7 | 918 | 1344 | 432 | 2262 | 5.24 | 19 | 323.14 |
| Michigan | 7 | 645 | 1639 | 459 | 2284 | 4.98 | 18 | 326.29 |
| Iowa | 7 | 790 | 1574 | 446 | 2364 | 5.3 | 15 | 337.71 |
| Illinois | 7 | 1009 | 1392 | 442 | 2401 | 5.43 | 14 | 343 |
| Northwestern | 7 | 724 | 1727 | 471 | 2451 | 5.2 | 16 | 350.14 |
| Southern California | 7 | 967 | 1561 | 432 | 2528 | 5.85 | 18 | 361.14 |
| UCLA | 7 | 690 | 1881 | 456 | 2571 | 5.64 | 25 | 367.29 |
| Maryland | 7 | 719 | 1886 | 465 | 2605 | 5.6 | 20 | 372.14 |
| Rutgers | 7 | 1192 | 1505 | 454 | 2697 | 5.94 | 21 | 385.29 |
| Purdue | 7 | 1504 | 1657 | 463 | 3161 | 6.83 | 33 | 451.57 |

SCORING DEFENSE

| Team | G | TD | FG | XPT | 2XP | DXP | Saf | Pts | Avg/G |
|---------------------|---|----|----|-----|-----|-----|-----|-----|-------|
| Ohio St. | 6 | 8 | 4 | 6 | 0 | 0 | 0 | 66 | 11 |
| Indiana | 7 | 12 | 4 | 12 | 0 | 0 | 0 | 96 | 13.71 |
| Penn St. | 6 | 9 | 8 | 7 | 1 | 0 | 0 | 87 | 14.5 |
| Minnesota | 7 | 12 | 9 | 12 | 0 | 0 | 0 | 111 | 15.86 |
| Oregon | 7 | 14 | 6 | 14 | 0 | 0 | 0 | 116 | 16.57 |
| Washington | 7 | 12 | 11 | 12 | 0 | 0 | 1 | 119 | 17 |
| Wisconsin | 7 | 15 | 6 | 15 | 0 | 0 | 0 | 123 | 17.57 |
| Nebraska | 7 | 16 | 4 | 16 | 0 | 0 | 0 | 124 | 17.71 |
| Illinois | 7 | 15 | 7 | 12 | 2 | 0 | 0 | 127 | 18.14 |
| Northwestern | 7 | 16 | 8 | 15 | 0 | 0 | 1 | 137 | 19.57 |
| Iowa | 7 | 16 | 9 | 15 | 0 | 0 | 0 | 138 | 19.71 |
| Michigan St. | 7 | 19 | 5 | 17 | 0 | 0 | 0 | 146 | 20.86 |
| Southern California | 7 | 19 | 7 | 17 | 1 | 0 | 0 | 154 | 22 |
| Michigan | 7 | 18 | 9 | 16 | 2 | 0 | 0 | 155 | 22.14 |
| Rutgers | 7 | 21 | 2 | 18 | 3 | 0 | 0 | 156 | 22.29 |
| Maryland | 7 | 21 | 9 | 21 | 0 | 0 | 0 | 174 | 24.86 |
| UCLA | 7 | 25 | 10 | 21 | 1 | 0 | 0 | 203 | 29 |
| Purdue | 7 | 36 | 6 | 35 | 0 | 0 | 0 | 269 | 38.43 |

TOTAL OFFENSE PLAYS

| Team | G | Rush | Pass | Plays | Yards | Avg/P | TD | Avg/G |
|---------------------|---|------|------|-------|-------|-------|----|--------|
| Maryland | 7 | 848 | 2193 | 523 | 3041 | 5.81 | 26 | 434.43 |
| Southern California | 7 | 1018 | 2020 | 491 | 3038 | 6.19 | 25 | 434 |
| Wisconsin | 7 | 1358 | 1488 | 488 | 2846 | 5.83 | 26 | 406.57 |
| Oregon | 7 | 1108 | 2102 | 477 | 3210 | 6.73 | 29 | 458.57 |
| Washington | 7 | 1107 | 2062 | 473 | 3169 | 6.7 | 20 | 452.71 |
| Indiana | 7 | 1417 | 2172 | 469 | 3589 | 7.65 | 46 | 512.71 |
| Nebraska | 7 | 890 | 1702 | 468 | 2592 | 5.54 | 21 | 370.29 |
| Rutgers | 7 | 1332 | 1337 | 466 | 2669 | 5.73 | 24 | 381.29 |
| Illinois | 7 | 1024 | 1535 | 441 | 2559 | 5.8 | 23 | 365.57 |
| Michigan St. | 7 | 933 | 1634 | 433 | 2567 | 5.93 | 14 | 366.71 |
| Michigan | 7 | 1262 | 898 | 430 | 2160 | 5.02 | 16 | 308.57 |
| Minnesota | 7 | 741 | 1491 | 429 | 2232 | 5.2 | 21 | 318.86 |
| Northwestern | 7 | 844 | 1162 | 421 | 2006 | 4.76 | 13 | 286.57 |
| Iowa | 7 | 1470 | 958 | 416 | 2428 | 5.84 | 23 | 346.86 |
| UCLA | 7 | 452 | 1663 | 404 | 2115 | 5.24 | 12 | 302.14 |
| Ohio St. | 6 | 1252 | 1766 | 401 | 3018 | 7.53 | 34 | 503 |
| Penn St. | 6 | 1207 | 1620 | 392 | 2827 | 7.21 | 26 | 471.17 |
| Purdue | 7 | 1145 | 1196 | 383 | 2341 | 6.11 | 17 | 334.43 |



**2024-25 Big Ten Football
Extended Team Leaders
All games**

TOUCHDOWNS SCORED

| Team | G | TD | FG | XPT | 2XP | DXP | Saf | Pts | Avg/G |
|---------------------|---|----|----|-----|-----|-----|-----|-----|-------|
| Indiana | 7 | 47 | 4 | 47 | 0 | 0 | 0 | 341 | 48.71 |
| Ohio St. | 6 | 36 | 3 | 36 | 0 | 0 | 0 | 261 | 43.5 |
| Oregon | 7 | 31 | 9 | 25 | 2 | 0 | 0 | 242 | 34.57 |
| Wisconsin | 7 | 26 | 6 | 25 | 1 | 0 | 1 | 203 | 29 |
| Southern California | 7 | 26 | 10 | 26 | 0 | 0 | 0 | 212 | 30.29 |
| Penn St. | 6 | 26 | 8 | 25 | 0 | 0 | 0 | 205 | 34.17 |
| Maryland | 7 | 26 | 8 | 24 | 1 | 0 | 0 | 206 | 29.43 |
| Rutgers | 7 | 25 | 4 | 22 | 0 | 0 | 1 | 186 | 26.57 |
| Iowa | 7 | 24 | 10 | 21 | 0 | 0 | 0 | 195 | 27.86 |
| Illinois | 7 | 24 | 13 | 22 | 1 | 0 | 0 | 207 | 29.57 |
| Nebraska | 7 | 23 | 4 | 23 | 0 | 0 | 1 | 175 | 25 |
| Minnesota | 7 | 22 | 7 | 22 | 0 | 0 | 0 | 175 | 25 |
| Washington | 7 | 20 | 10 | 17 | 1 | 0 | 0 | 169 | 24.14 |
| Purdue | 7 | 18 | 5 | 15 | 2 | 0 | 0 | 142 | 20.29 |
| Michigan | 7 | 18 | 8 | 16 | 0 | 0 | 0 | 148 | 21.14 |
| Michigan St. | 7 | 15 | 15 | 14 | 0 | 0 | 1 | 151 | 21.57 |
| Northwestern | 7 | 14 | 11 | 14 | 0 | 0 | 1 | 133 | 19 |
| UCLA | 7 | 13 | 10 | 12 | 1 | 0 | 0 | 122 | 17.43 |

TOTAL OFFENSE YARDS

| Team | G | Rush | Pass | Plays | Yards | Avg/P | TD | Avg/G |
|---------------------|---|------|------|-------|-------|-------|----|--------|
| Indiana | 7 | 1417 | 2172 | 469 | 3589 | 7.65 | 46 | 512.71 |
| Oregon | 7 | 1108 | 2102 | 477 | 3210 | 6.73 | 29 | 458.57 |
| Washington | 7 | 1107 | 2062 | 473 | 3169 | 6.7 | 20 | 452.71 |
| Maryland | 7 | 848 | 2193 | 523 | 3041 | 5.81 | 26 | 434.43 |
| Southern California | 7 | 1018 | 2020 | 491 | 3038 | 6.19 | 25 | 434 |
| Ohio St. | 6 | 1252 | 1766 | 401 | 3018 | 7.53 | 34 | 503 |
| Wisconsin | 7 | 1358 | 1488 | 488 | 2846 | 5.83 | 26 | 406.57 |
| Penn St. | 6 | 1207 | 1620 | 392 | 2827 | 7.21 | 26 | 471.17 |
| Rutgers | 7 | 1332 | 1337 | 466 | 2669 | 5.73 | 24 | 381.29 |
| Nebraska | 7 | 890 | 1702 | 468 | 2592 | 5.54 | 21 | 370.29 |
| Michigan St. | 7 | 933 | 1634 | 433 | 2567 | 5.93 | 14 | 366.71 |
| Illinois | 7 | 1024 | 1535 | 441 | 2559 | 5.8 | 23 | 365.57 |
| Iowa | 7 | 1470 | 958 | 416 | 2428 | 5.84 | 23 | 346.86 |
| Purdue | 7 | 1145 | 1196 | 383 | 2341 | 6.11 | 17 | 334.43 |
| Minnesota | 7 | 741 | 1491 | 429 | 2232 | 5.2 | 21 | 318.86 |
| Michigan | 7 | 1262 | 898 | 430 | 2160 | 5.02 | 16 | 308.57 |
| UCLA | 7 | 452 | 1663 | 404 | 2115 | 5.24 | 12 | 302.14 |
| Northwestern | 7 | 844 | 1162 | 421 | 2006 | 4.76 | 13 | 286.57 |

PTS SCORED KICKING

| Team | G | TD | FG | XPT | 2XP | DXP | Saf | Pts | Avg/G |
|---------------------|---|----|----|-----|-----|-----|-----|-----|-------|
| Indiana | 7 | 47 | 4 | 47 | 0 | 0 | 0 | 341 | 48.71 |
| Ohio St. | 6 | 36 | 3 | 36 | 0 | 0 | 0 | 261 | 43.5 |
| Oregon | 7 | 31 | 9 | 25 | 2 | 0 | 0 | 242 | 34.57 |
| Southern California | 7 | 26 | 10 | 26 | 0 | 0 | 0 | 212 | 30.29 |
| Illinois | 7 | 24 | 13 | 22 | 1 | 0 | 0 | 207 | 29.57 |
| Maryland | 7 | 26 | 8 | 24 | 1 | 0 | 0 | 206 | 29.43 |
| Penn St. | 6 | 26 | 8 | 25 | 0 | 0 | 0 | 205 | 34.17 |
| Wisconsin | 7 | 26 | 6 | 25 | 1 | 0 | 1 | 203 | 29 |
| Iowa | 7 | 24 | 10 | 21 | 0 | 0 | 0 | 195 | 27.86 |
| Rutgers | 7 | 25 | 4 | 22 | 0 | 0 | 1 | 186 | 26.57 |
| Nebraska | 7 | 23 | 4 | 23 | 0 | 0 | 1 | 175 | 25 |
| Minnesota | 7 | 22 | 7 | 22 | 0 | 0 | 0 | 175 | 25 |
| Washington | 7 | 20 | 10 | 17 | 1 | 0 | 0 | 169 | 24.14 |
| Michigan St. | 7 | 15 | 15 | 14 | 0 | 0 | 1 | 151 | 21.57 |
| Michigan | 7 | 18 | 8 | 16 | 0 | 0 | 0 | 148 | 21.14 |
| Purdue | 7 | 18 | 5 | 15 | 2 | 0 | 0 | 142 | 20.29 |
| Northwestern | 7 | 14 | 11 | 14 | 0 | 0 | 1 | 133 | 19 |
| UCLA | 7 | 13 | 10 | 12 | 1 | 0 | 0 | 122 | 17.43 |

TOTAL OFF. AVG/PLAY

| Team | G | Rush | Pass | Plays | Yards | Avg/P | TD | Avg/G |
|---------------------|---|------|------|-------|-------|-------|----|--------|
| Indiana | 7 | 1417 | 2172 | 469 | 3589 | 7.65 | 46 | 512.71 |
| Ohio St. | 6 | 1252 | 1766 | 401 | 3018 | 7.53 | 34 | 503 |
| Penn St. | 6 | 1207 | 1620 | 392 | 2827 | 7.21 | 26 | 471.17 |
| Oregon | 7 | 1108 | 2102 | 477 | 3210 | 6.73 | 29 | 458.57 |
| Washington | 7 | 1107 | 2062 | 473 | 3169 | 6.7 | 20 | 452.71 |
| Southern California | 7 | 1018 | 2020 | 491 | 3038 | 6.19 | 25 | 434 |
| Purdue | 7 | 1145 | 1196 | 383 | 2341 | 6.11 | 17 | 334.43 |
| Michigan St. | 7 | 933 | 1634 | 433 | 2567 | 5.93 | 14 | 366.71 |
| Iowa | 7 | 1470 | 958 | 416 | 2428 | 5.84 | 23 | 346.86 |
| Wisconsin | 7 | 1358 | 1488 | 488 | 2846 | 5.83 | 26 | 406.57 |
| Maryland | 7 | 848 | 2193 | 523 | 3041 | 5.81 | 26 | 434.43 |
| Illinois | 7 | 1024 | 1535 | 441 | 2559 | 5.8 | 23 | 365.57 |
| Rutgers | 7 | 1332 | 1337 | 466 | 2669 | 5.73 | 24 | 381.29 |
| Nebraska | 7 | 890 | 1702 | 468 | 2592 | 5.54 | 21 | 370.29 |
| UCLA | 7 | 452 | 1663 | 404 | 2115 | 5.24 | 12 | 302.14 |
| Minnesota | 7 | 741 | 1491 | 429 | 2232 | 5.2 | 21 | 318.86 |
| Michigan | 7 | 1262 | 898 | 430 | 2160 | 5.02 | 16 | 308.57 |
| Northwestern | 7 | 844 | 1162 | 421 | 2006 | 4.76 | 13 | 286.57 |



**2024-25 Big Ten Football
Extended Team Leaders
All games**

TOTAL OFFENSE

| Team | G | Rush | Pass | Plays | Yards | Avg/P | TD | Avg/G |
|---------------------|---|------|------|-------|-------|-------|----|--------|
| Indiana | 7 | 1417 | 2172 | 469 | 3589 | 7.65 | 46 | 512.71 |
| Ohio St. | 6 | 1252 | 1766 | 401 | 3018 | 7.53 | 34 | 503 |
| Penn St. | 6 | 1207 | 1620 | 392 | 2827 | 7.21 | 26 | 471.17 |
| Oregon | 7 | 1108 | 2102 | 477 | 3210 | 6.73 | 29 | 458.57 |
| Washington | 7 | 1107 | 2062 | 473 | 3169 | 6.7 | 20 | 452.71 |
| Maryland | 7 | 848 | 2193 | 523 | 3041 | 5.81 | 26 | 434.43 |
| Southern California | 7 | 1018 | 2020 | 491 | 3038 | 6.19 | 25 | 434 |
| Wisconsin | 7 | 1358 | 1488 | 488 | 2846 | 5.83 | 26 | 406.57 |
| Rutgers | 7 | 1332 | 1337 | 466 | 2669 | 5.73 | 24 | 381.29 |
| Nebraska | 7 | 890 | 1702 | 468 | 2592 | 5.54 | 21 | 370.29 |
| Michigan St. | 7 | 933 | 1634 | 433 | 2567 | 5.93 | 14 | 366.71 |
| Illinois | 7 | 1024 | 1535 | 441 | 2559 | 5.8 | 23 | 365.57 |
| Iowa | 7 | 1470 | 958 | 416 | 2428 | 5.84 | 23 | 346.86 |
| Purdue | 7 | 1145 | 1196 | 383 | 2341 | 6.11 | 17 | 334.43 |
| Minnesota | 7 | 741 | 1491 | 429 | 2232 | 5.2 | 21 | 318.86 |
| Michigan | 7 | 1262 | 898 | 430 | 2160 | 5.02 | 16 | 308.57 |
| UCLA | 7 | 452 | 1663 | 404 | 2115 | 5.24 | 12 | 302.14 |
| Northwestern | 7 | 844 | 1162 | 421 | 2006 | 4.76 | 13 | 286.57 |

TOTAL OFFENSE TDS

| Team | G | Rush | Pass | Plays | Yards | Avg/P | TD | Avg/G |
|---------------------|---|------|------|-------|-------|-------|----|--------|
| Indiana | 7 | 1417 | 2172 | 469 | 3589 | 7.65 | 46 | 512.71 |
| Ohio St. | 6 | 1252 | 1766 | 401 | 3018 | 7.53 | 34 | 503 |
| Oregon | 7 | 1108 | 2102 | 477 | 3210 | 6.73 | 29 | 458.57 |
| Wisconsin | 7 | 1358 | 1488 | 488 | 2846 | 5.83 | 26 | 406.57 |
| Penn St. | 6 | 1207 | 1620 | 392 | 2827 | 7.21 | 26 | 471.17 |
| Maryland | 7 | 848 | 2193 | 523 | 3041 | 5.81 | 26 | 434.43 |
| Southern California | 7 | 1018 | 2020 | 491 | 3038 | 6.19 | 25 | 434 |
| Rutgers | 7 | 1332 | 1337 | 466 | 2669 | 5.73 | 24 | 381.29 |
| Iowa | 7 | 1470 | 958 | 416 | 2428 | 5.84 | 23 | 346.86 |
| Illinois | 7 | 1024 | 1535 | 441 | 2559 | 5.8 | 23 | 365.57 |
| Nebraska | 7 | 890 | 1702 | 468 | 2592 | 5.54 | 21 | 370.29 |
| Minnesota | 7 | 741 | 1491 | 429 | 2232 | 5.2 | 21 | 318.86 |
| Washington | 7 | 1107 | 2062 | 473 | 3169 | 6.7 | 20 | 452.71 |
| Purdue | 7 | 1145 | 1196 | 383 | 2341 | 6.11 | 17 | 334.43 |
| Michigan | 7 | 1262 | 898 | 430 | 2160 | 5.02 | 16 | 308.57 |
| Michigan St. | 7 | 933 | 1634 | 433 | 2567 | 5.93 | 14 | 366.71 |
| Northwestern | 7 | 844 | 1162 | 421 | 2006 | 4.76 | 13 | 286.57 |
| UCLA | 7 | 452 | 1663 | 404 | 2115 | 5.24 | 12 | 302.14 |

RUSHING OFFENSE

| Team | G | Att | Yards | Avg/A | Long | TD | Avg/G |
|---------------------|---|-----|-------|-------|------|----|--------|
| Iowa | 7 | 255 | 1470 | 5.76 | 75 | 16 | 210 |
| Ohio St. | 6 | 211 | 1252 | 5.93 | 86 | 18 | 208.67 |
| Indiana | 7 | 267 | 1417 | 5.31 | 51 | 28 | 202.43 |
| Penn St. | 6 | 234 | 1207 | 5.16 | 41 | 12 | 201.17 |
| Wisconsin | 7 | 284 | 1358 | 4.78 | 55 | 18 | 194 |
| Rutgers | 7 | 271 | 1332 | 4.92 | 62 | 16 | 190.29 |
| Michigan | 7 | 265 | 1262 | 4.76 | 63 | 10 | 180.29 |
| Purdue | 7 | 215 | 1145 | 5.33 | 69 | 7 | 163.57 |
| Oregon | 7 | 244 | 1108 | 4.54 | 54 | 14 | 158.29 |
| Washington | 7 | 227 | 1107 | 4.88 | 64 | 5 | 158.14 |
| Illinois | 7 | 253 | 1024 | 4.05 | 37 | 8 | 146.29 |
| Southern California | 7 | 194 | 1018 | 5.25 | 75 | 11 | 145.43 |
| Michigan St. | 7 | 230 | 933 | 4.06 | 63 | 8 | 133.29 |
| Nebraska | 7 | 240 | 890 | 3.71 | 42 | 12 | 127.14 |
| Maryland | 7 | 231 | 848 | 3.67 | 75 | 12 | 121.14 |
| Northwestern | 7 | 217 | 844 | 3.89 | 44 | 9 | 120.57 |
| Minnesota | 7 | 213 | 741 | 3.48 | 80 | 12 | 105.86 |
| UCLA | 7 | 178 | 452 | 2.54 | 49 | 3 | 64.57 |

RUSHING TDS

| Team | G | Att | Yards | Avg/A | Long | TD | Avg/G |
|---------------------|---|-----|-------|-------|------|----|--------|
| Indiana | 7 | 267 | 1417 | 5.31 | 51 | 28 | 202.43 |
| Wisconsin | 7 | 284 | 1358 | 4.78 | 55 | 18 | 194 |
| Ohio St. | 6 | 211 | 1252 | 5.93 | 86 | 18 | 208.67 |
| Rutgers | 7 | 271 | 1332 | 4.92 | 62 | 16 | 190.29 |
| Iowa | 7 | 255 | 1470 | 5.76 | 75 | 16 | 210 |
| Oregon | 7 | 244 | 1108 | 4.54 | 54 | 14 | 158.29 |
| Penn St. | 6 | 234 | 1207 | 5.16 | 41 | 12 | 201.17 |
| Nebraska | 7 | 240 | 890 | 3.71 | 42 | 12 | 127.14 |
| Minnesota | 7 | 213 | 741 | 3.48 | 80 | 12 | 105.86 |
| Maryland | 7 | 231 | 848 | 3.67 | 75 | 12 | 121.14 |
| Southern California | 7 | 194 | 1018 | 5.25 | 75 | 11 | 145.43 |
| Michigan | 7 | 265 | 1262 | 4.76 | 63 | 10 | 180.29 |
| Northwestern | 7 | 217 | 844 | 3.89 | 44 | 9 | 120.57 |
| Michigan St. | 7 | 230 | 933 | 4.06 | 63 | 8 | 133.29 |
| Illinois | 7 | 253 | 1024 | 4.05 | 37 | 8 | 146.29 |
| Purdue | 7 | 215 | 1145 | 5.33 | 69 | 7 | 163.57 |
| Washington | 7 | 227 | 1107 | 4.88 | 64 | 5 | 158.14 |
| UCLA | 7 | 178 | 452 | 2.54 | 49 | 3 | 64.57 |



**2024-25 Big Ten Football
Extended Team Leaders
All games**

RUSHING DEFENSE

| Team | G | Att | Yards | Avg/A | Long | TD | Avg/G |
|---------------------|---|-----|-------|-------|------|----|--------|
| Indiana | 7 | 196 | 573 | 2.92 | 75 | 5 | 81.86 |
| Ohio St. | 6 | 192 | 518 | 2.7 | 30 | 4 | 86.33 |
| Michigan | 7 | 198 | 645 | 3.26 | 65 | 5 | 92.14 |
| Penn St. | 6 | 178 | 570 | 3.2 | 75 | 3 | 95 |
| UCLA | 7 | 204 | 690 | 3.38 | 30 | 11 | 98.57 |
| Maryland | 7 | 223 | 719 | 3.22 | 30 | 9 | 102.71 |
| Nebraska | 7 | 220 | 720 | 3.27 | 43 | 5 | 102.86 |
| Northwestern | 7 | 224 | 724 | 3.23 | 24 | 6 | 103.43 |
| Iowa | 7 | 213 | 790 | 3.71 | 31 | 2 | 112.86 |
| Oregon | 7 | 212 | 856 | 4.04 | 70 | 9 | 122.29 |
| Minnesota | 7 | 227 | 859 | 3.78 | 40 | 9 | 122.71 |
| Michigan St. | 7 | 243 | 918 | 3.78 | 75 | 9 | 131.14 |
| Southern California | 7 | 215 | 967 | 4.5 | 63 | 11 | 138.14 |
| Wisconsin | 7 | 224 | 979 | 4.37 | 35 | 8 | 139.86 |
| Washington | 7 | 237 | 1003 | 4.23 | 53 | 7 | 143.29 |
| Illinois | 7 | 235 | 1009 | 4.29 | 35 | 6 | 144.14 |
| Rutgers | 7 | 237 | 1192 | 5.03 | 73 | 13 | 170.29 |
| Purdue | 7 | 291 | 1504 | 5.17 | 70 | 22 | 214.86 |

PASS EFFICIENCY

| Team | G | Comp-Att-Int | Pct. | Yds | Avg/G | TD | Effic |
|---------------------|---|---------------|-------|------|--------|----|--------|
| Indiana | 7 | 148 - 202 - 3 | 73.27 | 2172 | 310.29 | 18 | 190.02 |
| Penn St. | 6 | 112 - 158 - 5 | 70.89 | 1620 | 270.00 | 14 | 179.92 |
| Ohio St. | 6 | 136 - 190 - 3 | 71.58 | 1766 | 294.33 | 16 | 174.29 |
| Oregon | 7 | 178 - 233 - 4 | 76.39 | 2102 | 300.29 | 15 | 169.99 |
| Washington | 7 | 179 - 246 - 2 | 72.76 | 2062 | 294.57 | 15 | 161.67 |
| Illinois | 7 | 122 - 188 - 1 | 64.89 | 1535 | 219.29 | 15 | 158.74 |
| Maryland | 7 | 203 - 292 - 4 | 69.52 | 2193 | 313.29 | 14 | 145.69 |
| Nebraska | 7 | 151 - 228 - 6 | 66.23 | 1702 | 243.14 | 9 | 136.70 |
| Purdue | 7 | 105 - 168 - 5 | 62.50 | 1196 | 170.86 | 10 | 135.99 |
| Minnesota | 7 | 146 - 216 - 4 | 67.59 | 1491 | 213.00 | 9 | 135.62 |
| Southern California | 7 | 191 - 297 - 6 | 64.31 | 2020 | 288.57 | 14 | 132.96 |
| UCLA | 7 | 148 - 226 - 9 | 65.49 | 1663 | 237.57 | 9 | 132.47 |
| Wisconsin | 7 | 124 - 204 - 5 | 60.78 | 1488 | 212.57 | 8 | 130.09 |
| Michigan St. | 7 | 124 - 203 - 9 | 61.08 | 1634 | 233.43 | 6 | 129.58 |
| Iowa | 7 | 99 - 161 - 4 | 61.49 | 958 | 136.86 | 7 | 120.85 |
| Rutgers | 7 | 104 - 195 - 5 | 53.33 | 1337 | 191.00 | 8 | 119.34 |
| Michigan | 7 | 101 - 165 - 9 | 61.21 | 898 | 128.29 | 6 | 108.02 |
| Northwestern | 7 | 108 - 204 - 3 | 52.94 | 1162 | 166.00 | 4 | 104.32 |

YARDS PER RUSH

| Team | G | Att | Yards | Avg/A | Long | TD | Avg/G |
|---------------------|---|-----|-------|-------|------|----|--------|
| Ohio St. | 6 | 211 | 1252 | 5.93 | 86 | 18 | 208.67 |
| Iowa | 7 | 255 | 1470 | 5.76 | 75 | 16 | 210 |
| Purdue | 7 | 215 | 1145 | 5.33 | 69 | 7 | 163.57 |
| Indiana | 7 | 267 | 1417 | 5.31 | 51 | 28 | 202.43 |
| Southern California | 7 | 194 | 1018 | 5.25 | 75 | 11 | 145.43 |
| Penn St. | 6 | 234 | 1207 | 5.16 | 41 | 12 | 201.17 |
| Rutgers | 7 | 271 | 1332 | 4.92 | 62 | 16 | 190.29 |
| Washington | 7 | 227 | 1107 | 4.88 | 64 | 5 | 158.14 |
| Wisconsin | 7 | 284 | 1358 | 4.78 | 55 | 18 | 194 |
| Michigan | 7 | 265 | 1262 | 4.76 | 63 | 10 | 180.29 |
| Oregon | 7 | 244 | 1108 | 4.54 | 54 | 14 | 158.29 |
| Michigan St. | 7 | 230 | 933 | 4.06 | 63 | 8 | 133.29 |
| Illinois | 7 | 253 | 1024 | 4.05 | 37 | 8 | 146.29 |
| Northwestern | 7 | 217 | 844 | 3.89 | 44 | 9 | 120.57 |
| Nebraska | 7 | 240 | 890 | 3.71 | 42 | 12 | 127.14 |
| Maryland | 7 | 231 | 848 | 3.67 | 75 | 12 | 121.14 |
| Minnesota | 7 | 213 | 741 | 3.48 | 80 | 12 | 105.86 |
| UCLA | 7 | 178 | 452 | 2.54 | 49 | 3 | 64.57 |

PASS DEFENSE EFFIC.

| Team | G | Comp-Att-Int | Pct. | Yds | Avg/G | TD | Effic |
|---------------------|---|----------------|-------|------|--------|----|--------|
| Washington | 7 | 87 - 183 - 4 | 47.54 | 861 | 123.00 | 5 | 91.71 |
| Minnesota | 7 | 111 - 186 - 13 | 59.68 | 977 | 139.57 | 3 | 95.14 |
| Oregon | 7 | 116 - 202 - 5 | 57.43 | 1229 | 175.57 | 4 | 110.12 |
| Wisconsin | 7 | 103 - 187 - 3 | 55.08 | 1091 | 155.86 | 6 | 111.47 |
| Indiana | 7 | 139 - 227 - 7 | 61.23 | 1265 | 180.71 | 7 | 112.05 |
| Penn St. | 6 | 100 - 171 - 5 | 58.48 | 1005 | 167.50 | 6 | 113.58 |
| Ohio St. | 6 | 98 - 153 - 4 | 64.05 | 990 | 165.00 | 4 | 121.80 |
| Illinois | 7 | 126 - 207 - 8 | 60.87 | 1392 | 198.86 | 8 | 122.38 |
| Nebraska | 7 | 133 - 217 - 8 | 61.29 | 1410 | 201.43 | 11 | 125.23 |
| Michigan | 7 | 159 - 261 - 6 | 60.92 | 1639 | 234.14 | 13 | 125.51 |
| Rutgers | 7 | 137 - 217 - 5 | 63.13 | 1505 | 215.00 | 8 | 128.95 |
| Northwestern | 7 | 153 - 247 - 6 | 61.94 | 1727 | 246.71 | 10 | 129.18 |
| Michigan St. | 7 | 115 - 189 - 8 | 60.85 | 1344 | 192.00 | 10 | 129.57 |
| Maryland | 7 | 141 - 242 - 9 | 58.26 | 1886 | 269.43 | 11 | 131.29 |
| Iowa | 7 | 152 - 233 - 8 | 65.24 | 1574 | 224.86 | 13 | 133.53 |
| Southern California | 7 | 152 - 217 - 7 | 70.05 | 1561 | 223.00 | 7 | 134.67 |
| UCLA | 7 | 174 - 252 - 4 | 69.05 | 1881 | 268.71 | 14 | 146.91 |
| Purdue | 7 | 112 - 172 - 3 | 65.12 | 1657 | 236.71 | 11 | 163.66 |



2024-25 Big Ten Football
Extended Team Leaders
All games

RUSH ATTEMPTS

| Team | G | Att | Yards | Avg/A | Long | TD | Avg/G |
|---------------------|---|-----|-------|-------|------|----|--------|
| Wisconsin | 7 | 284 | 1358 | 4.78 | 55 | 18 | 194 |
| Rutgers | 7 | 271 | 1332 | 4.92 | 62 | 16 | 190.29 |
| Indiana | 7 | 267 | 1417 | 5.31 | 51 | 28 | 202.43 |
| Michigan | 7 | 265 | 1262 | 4.76 | 63 | 10 | 180.29 |
| Iowa | 7 | 255 | 1470 | 5.76 | 75 | 16 | 210 |
| Illinois | 7 | 253 | 1024 | 4.05 | 37 | 8 | 146.29 |
| Oregon | 7 | 244 | 1108 | 4.54 | 54 | 14 | 158.29 |
| Nebraska | 7 | 240 | 890 | 3.71 | 42 | 12 | 127.14 |
| Penn St. | 6 | 234 | 1207 | 5.16 | 41 | 12 | 201.17 |
| Maryland | 7 | 231 | 848 | 3.67 | 75 | 12 | 121.14 |
| Michigan St. | 7 | 230 | 933 | 4.06 | 63 | 8 | 133.29 |
| Washington | 7 | 227 | 1107 | 4.88 | 64 | 5 | 158.14 |
| Northwestern | 7 | 217 | 844 | 3.89 | 44 | 9 | 120.57 |
| Purdue | 7 | 215 | 1145 | 5.33 | 69 | 7 | 163.57 |
| Minnesota | 7 | 213 | 741 | 3.48 | 80 | 12 | 105.86 |
| Ohio St. | 6 | 211 | 1252 | 5.93 | 86 | 18 | 208.67 |
| Southern California | 7 | 194 | 1018 | 5.25 | 75 | 11 | 145.43 |
| UCLA | 7 | 178 | 452 | 2.54 | 49 | 3 | 64.57 |

RUSH YARDS

| Team | G | Att | Yards | Avg/A | Long | TD | Avg/G |
|---------------------|---|-----|-------|-------|------|----|--------|
| Iowa | 7 | 255 | 1470 | 5.76 | 75 | 16 | 210 |
| Indiana | 7 | 267 | 1417 | 5.31 | 51 | 28 | 202.43 |
| Wisconsin | 7 | 284 | 1358 | 4.78 | 55 | 18 | 194 |
| Rutgers | 7 | 271 | 1332 | 4.92 | 62 | 16 | 190.29 |
| Michigan | 7 | 265 | 1262 | 4.76 | 63 | 10 | 180.29 |
| Ohio St. | 6 | 211 | 1252 | 5.93 | 86 | 18 | 208.67 |
| Penn St. | 6 | 234 | 1207 | 5.16 | 41 | 12 | 201.17 |
| Purdue | 7 | 215 | 1145 | 5.33 | 69 | 7 | 163.57 |
| Oregon | 7 | 244 | 1108 | 4.54 | 54 | 14 | 158.29 |
| Washington | 7 | 227 | 1107 | 4.88 | 64 | 5 | 158.14 |
| Illinois | 7 | 253 | 1024 | 4.05 | 37 | 8 | 146.29 |
| Southern California | 7 | 194 | 1018 | 5.25 | 75 | 11 | 145.43 |
| Michigan St. | 7 | 230 | 933 | 4.06 | 63 | 8 | 133.29 |
| Nebraska | 7 | 240 | 890 | 3.71 | 42 | 12 | 127.14 |
| Maryland | 7 | 231 | 848 | 3.67 | 75 | 12 | 121.14 |
| Northwestern | 7 | 217 | 844 | 3.89 | 44 | 9 | 120.57 |
| Minnesota | 7 | 213 | 741 | 3.48 | 80 | 12 | 105.86 |
| UCLA | 7 | 178 | 452 | 2.54 | 49 | 3 | 64.57 |



**2024-25 Big Ten Football
Extended Team Leaders
All games**

PASS OFFENSE

| Team | G | Comp-Att-Int | Pct. | Yds | Avg/A | TD | Avg/G |
|---------------------|---|---------------|-------|------|-------|----|--------|
| Maryland | 7 | 203 - 292 - 4 | 69.52 | 2193 | 7.51 | 14 | 313.29 |
| Indiana | 7 | 148 - 202 - 3 | 73.27 | 2172 | 10.75 | 18 | 310.29 |
| Oregon | 7 | 178 - 233 - 4 | 76.39 | 2102 | 9.02 | 15 | 300.29 |
| Washington | 7 | 179 - 246 - 2 | 72.76 | 2062 | 8.38 | 15 | 294.57 |
| Ohio St. | 6 | 136 - 190 - 3 | 71.58 | 1766 | 9.29 | 16 | 294.33 |
| Southern California | 7 | 191 - 297 - 6 | 64.31 | 2020 | 6.80 | 14 | 288.57 |
| Penn St. | 6 | 112 - 158 - 5 | 70.89 | 1620 | 10.25 | 14 | 270.00 |
| Nebraska | 7 | 151 - 228 - 6 | 66.23 | 1702 | 7.46 | 9 | 243.14 |
| UCLA | 7 | 148 - 226 - 9 | 65.49 | 1663 | 7.36 | 9 | 237.57 |
| Michigan St. | 7 | 124 - 203 - 9 | 61.08 | 1634 | 8.05 | 6 | 233.43 |
| Illinois | 7 | 122 - 188 - 1 | 64.89 | 1535 | 8.16 | 15 | 219.29 |
| Minnesota | 7 | 146 - 216 - 4 | 67.59 | 1491 | 6.90 | 9 | 213.00 |
| Wisconsin | 7 | 124 - 204 - 5 | 60.78 | 1488 | 7.29 | 8 | 212.57 |
| Rutgers | 7 | 104 - 195 - 5 | 53.33 | 1337 | 6.86 | 8 | 191.00 |
| Purdue | 7 | 105 - 168 - 5 | 62.50 | 1196 | 7.12 | 10 | 170.86 |
| Northwestern | 7 | 108 - 204 - 3 | 52.94 | 1162 | 5.70 | 4 | 166.00 |
| Iowa | 7 | 99 - 161 - 4 | 61.49 | 958 | 5.95 | 7 | 136.86 |
| Michigan | 7 | 101 - 165 - 9 | 61.21 | 898 | 5.44 | 6 | 128.29 |

PASS COMP. PCT.

| Team | G | Comp-Att-Int | Pct. | Yds | Avg/A | TD | Avg/G |
|---------------------|---|---------------|-------|------|-------|----|--------|
| Oregon | 7 | 178 - 233 - 4 | 76.39 | 2102 | 9.02 | 15 | 300.29 |
| Indiana | 7 | 148 - 202 - 3 | 73.27 | 2172 | 10.75 | 18 | 310.29 |
| Washington | 7 | 179 - 246 - 2 | 72.76 | 2062 | 8.38 | 15 | 294.57 |
| Ohio St. | 6 | 136 - 190 - 3 | 71.58 | 1766 | 9.29 | 16 | 294.33 |
| Penn St. | 6 | 112 - 158 - 5 | 70.89 | 1620 | 10.25 | 14 | 270.00 |
| Maryland | 7 | 203 - 292 - 4 | 69.52 | 2193 | 7.51 | 14 | 313.29 |
| Minnesota | 7 | 146 - 216 - 4 | 67.59 | 1491 | 6.90 | 9 | 213.00 |
| Nebraska | 7 | 151 - 228 - 6 | 66.23 | 1702 | 7.46 | 9 | 243.14 |
| UCLA | 7 | 148 - 226 - 9 | 65.49 | 1663 | 7.36 | 9 | 237.57 |
| Illinois | 7 | 122 - 188 - 1 | 64.89 | 1535 | 8.16 | 15 | 219.29 |
| Southern California | 7 | 191 - 297 - 6 | 64.31 | 2020 | 6.80 | 14 | 288.57 |
| Purdue | 7 | 105 - 168 - 5 | 62.50 | 1196 | 7.12 | 10 | 170.86 |
| Iowa | 7 | 99 - 161 - 4 | 61.49 | 958 | 5.95 | 7 | 136.86 |
| Michigan | 7 | 101 - 165 - 9 | 61.21 | 898 | 5.44 | 6 | 128.29 |
| Michigan St. | 7 | 124 - 203 - 9 | 61.08 | 1634 | 8.05 | 6 | 233.43 |
| Wisconsin | 7 | 124 - 204 - 5 | 60.78 | 1488 | 7.29 | 8 | 212.57 |
| Rutgers | 7 | 104 - 195 - 5 | 53.33 | 1337 | 6.86 | 8 | 191.00 |
| Northwestern | 7 | 108 - 204 - 3 | 52.94 | 1162 | 5.70 | 4 | 166.00 |

PASS DEFENSE

| Team | G | Comp-Att-Int | Pct. | Yds | Avg/A | TD | Avg/G |
|---------------------|---|----------------|-------|------|-------|----|--------|
| Washington | 7 | 87 - 183 - 4 | 47.54 | 861 | 4.70 | 5 | 123.00 |
| Minnesota | 7 | 111 - 186 - 13 | 59.68 | 977 | 5.25 | 3 | 139.57 |
| Wisconsin | 7 | 103 - 187 - 3 | 55.08 | 1091 | 5.83 | 6 | 155.86 |
| Ohio St. | 6 | 98 - 153 - 4 | 64.05 | 990 | 6.47 | 4 | 165.00 |
| Penn St. | 6 | 100 - 171 - 5 | 58.48 | 1005 | 5.88 | 6 | 167.50 |
| Oregon | 7 | 116 - 202 - 5 | 57.43 | 1229 | 6.08 | 4 | 175.57 |
| Indiana | 7 | 139 - 227 - 7 | 61.23 | 1265 | 5.57 | 7 | 180.71 |
| Michigan St. | 7 | 115 - 189 - 8 | 60.85 | 1344 | 7.11 | 10 | 192.00 |
| Illinois | 7 | 126 - 207 - 8 | 60.87 | 1392 | 6.72 | 8 | 198.86 |
| Nebraska | 7 | 133 - 217 - 8 | 61.29 | 1410 | 6.50 | 11 | 201.43 |
| Rutgers | 7 | 137 - 217 - 5 | 63.13 | 1505 | 6.94 | 8 | 215.00 |
| Southern California | 7 | 152 - 217 - 7 | 70.05 | 1561 | 7.19 | 7 | 223.00 |
| Iowa | 7 | 152 - 233 - 8 | 65.24 | 1574 | 6.76 | 13 | 224.86 |
| Michigan | 7 | 159 - 261 - 6 | 60.92 | 1639 | 6.28 | 13 | 234.14 |
| Purdue | 7 | 112 - 172 - 3 | 65.12 | 1657 | 9.63 | 11 | 236.71 |
| Northwestern | 7 | 153 - 247 - 6 | 61.94 | 1727 | 6.99 | 10 | 246.71 |
| UCLA | 7 | 174 - 252 - 4 | 69.05 | 1881 | 7.46 | 14 | 268.71 |
| Maryland | 7 | 141 - 242 - 9 | 58.26 | 1886 | 7.79 | 11 | 269.43 |

PASS YDS/COMP.

| Team | G | Comp-Att-Int | Pct. | Yds | Avg/A | TD | Avg/G |
|---------------------|---|---------------|-------|------|-------|----|--------|
| Indiana | 7 | 148 - 202 - 3 | 73.27 | 2172 | 10.75 | 18 | 310.29 |
| Penn St. | 6 | 112 - 158 - 5 | 70.89 | 1620 | 10.25 | 14 | 270.00 |
| Ohio St. | 6 | 136 - 190 - 3 | 71.58 | 1766 | 9.29 | 16 | 294.33 |
| Oregon | 7 | 178 - 233 - 4 | 76.39 | 2102 | 9.02 | 15 | 300.29 |
| Washington | 7 | 179 - 246 - 2 | 72.76 | 2062 | 8.38 | 15 | 294.57 |
| Illinois | 7 | 122 - 188 - 1 | 64.89 | 1535 | 8.16 | 15 | 219.29 |
| Maryland | 7 | 203 - 292 - 4 | 69.52 | 2193 | 7.51 | 14 | 313.29 |
| Nebraska | 7 | 151 - 228 - 6 | 66.23 | 1702 | 7.46 | 9 | 243.14 |
| Purdue | 7 | 105 - 168 - 5 | 62.50 | 1196 | 7.12 | 10 | 170.86 |
| Minnesota | 7 | 146 - 216 - 4 | 67.59 | 1491 | 6.90 | 9 | 213.00 |
| Southern California | 7 | 191 - 297 - 6 | 64.31 | 2020 | 6.80 | 14 | 288.57 |
| UCLA | 7 | 148 - 226 - 9 | 65.49 | 1663 | 7.36 | 9 | 237.57 |
| Wisconsin | 7 | 124 - 204 - 5 | 60.78 | 1488 | 7.29 | 8 | 212.57 |
| Michigan St. | 7 | 124 - 203 - 9 | 61.08 | 1634 | 8.05 | 6 | 233.43 |
| Iowa | 7 | 99 - 161 - 4 | 61.49 | 958 | 5.95 | 7 | 136.86 |
| Rutgers | 7 | 104 - 195 - 5 | 53.33 | 1337 | 6.86 | 8 | 191.00 |
| Michigan | 7 | 101 - 165 - 9 | 61.21 | 898 | 5.44 | 6 | 128.29 |
| Northwestern | 7 | 108 - 204 - 3 | 52.94 | 1162 | 5.70 | 4 | 166.00 |



**2024-25 Big Ten Football
Extended Team Leaders
All games**

PASS ATTEMPTS

| Team | G | Comp-Att-Int | Pct. | Yds | Avg/A | TD | Avg/G |
|---------------------|---|---------------|-------|------|-------|----|--------|
| Southern California | 7 | 191 - 297 - 6 | 64.31 | 2020 | 6.80 | 14 | 288.57 |
| Maryland | 7 | 203 - 292 - 4 | 69.52 | 2193 | 7.51 | 14 | 313.29 |
| Washington | 7 | 179 - 246 - 2 | 72.76 | 2062 | 8.38 | 15 | 294.57 |
| Oregon | 7 | 178 - 233 - 4 | 76.39 | 2102 | 9.02 | 15 | 300.29 |
| Nebraska | 7 | 151 - 228 - 6 | 66.23 | 1702 | 7.46 | 9 | 243.14 |
| UCLA | 7 | 148 - 226 - 9 | 65.49 | 1663 | 7.36 | 9 | 237.57 |
| Minnesota | 7 | 146 - 216 - 4 | 67.59 | 1491 | 6.90 | 9 | 213.00 |
| Wisconsin | 7 | 124 - 204 - 5 | 60.78 | 1488 | 7.29 | 8 | 212.57 |
| Northwestern | 7 | 108 - 204 - 3 | 52.94 | 1162 | 5.70 | 4 | 166.00 |
| Michigan St. | 7 | 124 - 203 - 9 | 61.08 | 1634 | 8.05 | 6 | 233.43 |
| Indiana | 7 | 148 - 202 - 3 | 73.27 | 2172 | 10.75 | 18 | 310.29 |
| Rutgers | 7 | 104 - 195 - 5 | 53.33 | 1337 | 6.86 | 8 | 191.00 |
| Ohio St. | 6 | 136 - 190 - 3 | 71.58 | 1766 | 9.29 | 16 | 294.33 |
| Illinois | 7 | 122 - 188 - 1 | 64.89 | 1535 | 8.16 | 15 | 219.29 |
| Purdue | 7 | 105 - 168 - 5 | 62.50 | 1196 | 7.12 | 10 | 170.86 |
| Michigan | 7 | 101 - 165 - 9 | 61.21 | 898 | 5.44 | 6 | 128.29 |
| Iowa | 7 | 99 - 161 - 4 | 61.49 | 958 | 5.95 | 7 | 136.86 |
| Penn St. | 6 | 112 - 158 - 5 | 70.89 | 1620 | 10.25 | 14 | 270.00 |

PASS YDS/ATT.

| Team | G | Comp-Att-Int | Pct. | Yds | Avg/A | TD | Avg/G |
|---------------------|---|---------------|-------|------|-------|----|--------|
| Indiana | 7 | 148 - 202 - 3 | 73.27 | 2172 | 10.75 | 18 | 310.29 |
| Oregon | 7 | 178 - 233 - 4 | 76.39 | 2102 | 9.02 | 15 | 300.29 |
| Penn St. | 6 | 112 - 158 - 5 | 70.89 | 1620 | 10.25 | 14 | 270.00 |
| Washington | 7 | 179 - 246 - 2 | 72.76 | 2062 | 8.38 | 15 | 294.57 |
| Ohio St. | 6 | 136 - 190 - 3 | 71.58 | 1766 | 9.29 | 16 | 294.33 |
| Michigan St. | 7 | 124 - 203 - 9 | 61.08 | 1634 | 8.05 | 6 | 233.43 |
| Illinois | 7 | 122 - 188 - 1 | 64.89 | 1535 | 8.16 | 15 | 219.29 |
| Maryland | 7 | 203 - 292 - 4 | 69.52 | 2193 | 7.51 | 14 | 313.29 |
| Nebraska | 7 | 151 - 228 - 6 | 66.23 | 1702 | 7.46 | 9 | 243.14 |
| Wisconsin | 7 | 124 - 204 - 5 | 60.78 | 1488 | 7.29 | 8 | 212.57 |
| Minnesota | 7 | 146 - 216 - 4 | 67.59 | 1491 | 6.90 | 9 | 213.00 |
| UCLA | 7 | 148 - 226 - 9 | 65.49 | 1663 | 7.36 | 9 | 237.57 |
| Rutgers | 7 | 104 - 195 - 5 | 53.33 | 1337 | 6.86 | 8 | 191.00 |
| Southern California | 7 | 191 - 297 - 6 | 64.31 | 2020 | 6.80 | 14 | 288.57 |
| Purdue | 7 | 105 - 168 - 5 | 62.50 | 1196 | 7.12 | 10 | 170.86 |
| Iowa | 7 | 99 - 161 - 4 | 61.49 | 958 | 5.95 | 7 | 136.86 |
| Northwestern | 7 | 108 - 204 - 3 | 52.94 | 1162 | 5.70 | 4 | 166.00 |
| Michigan | 7 | 101 - 165 - 9 | 61.21 | 898 | 5.44 | 6 | 128.29 |

PASS COMPLETIONS

| Team | G | Comp-Att-Int | Pct. | Yds | Avg/A | TD | Avg/G |
|---------------------|---|---------------|-------|------|-------|----|--------|
| Maryland | 7 | 203 - 292 - 4 | 69.52 | 2193 | 7.51 | 14 | 313.29 |
| Southern California | 7 | 191 - 297 - 6 | 64.31 | 2020 | 6.80 | 14 | 288.57 |
| Washington | 7 | 179 - 246 - 2 | 72.76 | 2062 | 8.38 | 15 | 294.57 |
| Oregon | 7 | 178 - 233 - 4 | 76.39 | 2102 | 9.02 | 15 | 300.29 |
| Nebraska | 7 | 151 - 228 - 6 | 66.23 | 1702 | 7.46 | 9 | 243.14 |
| UCLA | 7 | 148 - 226 - 9 | 65.49 | 1663 | 7.36 | 9 | 237.57 |
| Indiana | 7 | 148 - 202 - 3 | 73.27 | 2172 | 10.75 | 18 | 310.29 |
| Minnesota | 7 | 146 - 216 - 4 | 67.59 | 1491 | 6.90 | 9 | 213.00 |
| Ohio St. | 6 | 136 - 190 - 3 | 71.58 | 1766 | 9.29 | 16 | 294.33 |
| Wisconsin | 7 | 124 - 204 - 5 | 60.78 | 1488 | 7.29 | 8 | 212.57 |
| Michigan St. | 7 | 124 - 203 - 9 | 61.08 | 1634 | 8.05 | 6 | 233.43 |
| Illinois | 7 | 122 - 188 - 1 | 64.89 | 1535 | 8.16 | 15 | 219.29 |
| Penn St. | 6 | 112 - 158 - 5 | 70.89 | 1620 | 10.25 | 14 | 270.00 |
| Northwestern | 7 | 108 - 204 - 3 | 52.94 | 1162 | 5.70 | 4 | 166.00 |
| Purdue | 7 | 105 - 168 - 5 | 62.50 | 1196 | 7.12 | 10 | 170.86 |
| Rutgers | 7 | 104 - 195 - 5 | 53.33 | 1337 | 6.86 | 8 | 191.00 |
| Michigan | 7 | 101 - 165 - 9 | 61.21 | 898 | 5.44 | 6 | 128.29 |
| Iowa | 7 | 99 - 161 - 4 | 61.49 | 958 | 5.95 | 7 | 136.86 |

PASS INTERCEPTIONS

| Team | G | Comp-Att-Int | Pct. | Yds | Avg/A | TD | Avg/G |
|---------------------|---|---------------|-------|------|-------|----|--------|
| Illinois | 7 | 122 - 188 - 1 | 64.89 | 1535 | 8.16 | 15 | 219.29 |
| Washington | 7 | 179 - 246 - 2 | 72.76 | 2062 | 8.38 | 15 | 294.57 |
| Ohio St. | 6 | 136 - 190 - 3 | 71.58 | 1766 | 9.29 | 16 | 294.33 |
| Northwestern | 7 | 108 - 204 - 3 | 52.94 | 1162 | 5.70 | 4 | 166.00 |
| Indiana | 7 | 148 - 202 - 3 | 73.27 | 2172 | 10.75 | 18 | 310.29 |
| Oregon | 7 | 178 - 233 - 4 | 76.39 | 2102 | 9.02 | 15 | 300.29 |
| Minnesota | 7 | 146 - 216 - 4 | 67.59 | 1491 | 6.90 | 9 | 213.00 |
| Maryland | 7 | 203 - 292 - 4 | 69.52 | 2193 | 7.51 | 14 | 313.29 |
| Iowa | 7 | 99 - 161 - 4 | 61.49 | 958 | 5.95 | 7 | 136.86 |
| Wisconsin | 7 | 124 - 204 - 5 | 60.78 | 1488 | 7.29 | 8 | 212.57 |
| Rutgers | 7 | 104 - 195 - 5 | 53.33 | 1337 | 6.86 | 8 | 191.00 |
| Purdue | 7 | 105 - 168 - 5 | 62.50 | 1196 | 7.12 | 10 | 170.86 |
| Penn St. | 6 | 112 - 158 - 5 | 70.89 | 1620 | 10.25 | 14 | 270.00 |
| Southern California | 7 | 191 - 297 - 6 | 64.31 | 2020 | 6.80 | 14 | 288.57 |
| Nebraska | 7 | 151 - 228 - 6 | 66.23 | 1702 | 7.46 | 9 | 243.14 |
| UCLA | 7 | 148 - 226 - 9 | 65.49 | 1663 | 7.36 | 9 | 237.57 |
| Michigan St. | 7 | 124 - 203 - 9 | 61.08 | 1634 | 8.05 | 6 | 233.43 |
| Michigan | 7 | 101 - 165 - 9 | 61.21 | 898 | 5.44 | 6 | 128.29 |



**2024-25 Big Ten Football
Extended Team Leaders
All games**

PASS YARDS

| Team | G | Comp-Att-Int | Pct. | Yds | Avg/A | TD | Avg/G |
|---------------------|---|---------------|-------|------|-------|----|--------|
| Maryland | 7 | 203 - 292 - 4 | 69.52 | 2193 | 7.51 | 14 | 313.29 |
| Indiana | 7 | 148 - 202 - 3 | 73.27 | 2172 | 10.75 | 18 | 310.29 |
| Oregon | 7 | 178 - 233 - 4 | 76.39 | 2102 | 9.02 | 15 | 300.29 |
| Washington | 7 | 179 - 246 - 2 | 72.76 | 2062 | 8.38 | 15 | 294.57 |
| Southern California | 7 | 191 - 297 - 6 | 64.31 | 2020 | 6.80 | 14 | 288.57 |
| Ohio St. | 6 | 136 - 190 - 3 | 71.58 | 1766 | 9.29 | 16 | 294.33 |
| Nebraska | 7 | 151 - 228 - 6 | 66.23 | 1702 | 7.46 | 9 | 243.14 |
| UCLA | 7 | 148 - 226 - 9 | 65.49 | 1663 | 7.36 | 9 | 237.57 |
| Michigan St. | 7 | 124 - 203 - 9 | 61.08 | 1634 | 8.05 | 6 | 233.43 |
| Penn St. | 6 | 112 - 158 - 5 | 70.89 | 1620 | 10.25 | 14 | 270.00 |
| Illinois | 7 | 122 - 188 - 1 | 64.89 | 1535 | 8.16 | 15 | 219.29 |
| Minnesota | 7 | 146 - 216 - 4 | 67.59 | 1491 | 6.90 | 9 | 213.00 |
| Wisconsin | 7 | 124 - 204 - 5 | 60.78 | 1488 | 7.29 | 8 | 212.57 |
| Rutgers | 7 | 104 - 195 - 5 | 53.33 | 1337 | 6.86 | 8 | 191.00 |
| Purdue | 7 | 105 - 168 - 5 | 62.50 | 1196 | 7.12 | 10 | 170.86 |
| Northwestern | 7 | 108 - 204 - 3 | 52.94 | 1162 | 5.70 | 4 | 166.00 |
| Iowa | 7 | 99 - 161 - 4 | 61.49 | 958 | 5.95 | 7 | 136.86 |
| Michigan | 7 | 101 - 165 - 9 | 61.21 | 898 | 5.44 | 6 | 128.29 |

PASSING TDS

| Team | G | Comp-Att-Int | Pct. | Yds | Avg/A | TD | Avg/G |
|---------------------|---|---------------|-------|------|-------|----|--------|
| Indiana | 7 | 148 - 202 - 3 | 73.27 | 2172 | 10.75 | 18 | 310.29 |
| Ohio St. | 6 | 136 - 190 - 3 | 71.58 | 1766 | 9.29 | 16 | 294.33 |
| Washington | 7 | 179 - 246 - 2 | 72.76 | 2062 | 8.38 | 15 | 294.57 |
| Oregon | 7 | 178 - 233 - 4 | 76.39 | 2102 | 9.02 | 15 | 300.29 |
| Illinois | 7 | 122 - 188 - 1 | 64.89 | 1535 | 8.16 | 15 | 219.29 |
| Southern California | 7 | 191 - 297 - 6 | 64.31 | 2020 | 6.80 | 14 | 288.57 |
| Penn St. | 6 | 112 - 158 - 5 | 70.89 | 1620 | 10.25 | 14 | 270.00 |
| Maryland | 7 | 203 - 292 - 4 | 69.52 | 2193 | 7.51 | 14 | 313.29 |
| Purdue | 7 | 105 - 168 - 5 | 62.50 | 1196 | 7.12 | 10 | 170.86 |
| UCLA | 7 | 148 - 226 - 9 | 65.49 | 1663 | 7.36 | 9 | 237.57 |
| Nebraska | 7 | 151 - 228 - 6 | 66.23 | 1702 | 7.46 | 9 | 243.14 |
| Minnesota | 7 | 146 - 216 - 4 | 67.59 | 1491 | 6.90 | 9 | 213.00 |
| Wisconsin | 7 | 124 - 204 - 5 | 60.78 | 1488 | 7.29 | 8 | 212.57 |
| Rutgers | 7 | 104 - 195 - 5 | 53.33 | 1337 | 6.86 | 8 | 191.00 |
| Iowa | 7 | 99 - 161 - 4 | 61.49 | 958 | 5.95 | 7 | 136.86 |
| Michigan St. | 7 | 124 - 203 - 9 | 61.08 | 1634 | 8.05 | 6 | 233.43 |
| Michigan | 7 | 101 - 165 - 9 | 61.21 | 898 | 5.44 | 6 | 128.29 |
| Northwestern | 7 | 108 - 204 - 3 | 52.94 | 1162 | 5.70 | 4 | 166.00 |

FIELD GOALS

| Team | G | Made | Att | Pct |
|---------------------|---|------|-----|-------|
| Ohio St. | 6 | 3 | 3 | 100 |
| Indiana | 7 | 4 | 4 | 100 |
| Michigan St. | 7 | 15 | 16 | 93.75 |
| Michigan | 7 | 8 | 9 | 88.89 |
| Iowa | 7 | 10 | 12 | 83.33 |
| Illinois | 7 | 13 | 16 | 81.25 |
| UCLA | 7 | 10 | 13 | 76.92 |
| Oregon | 7 | 9 | 12 | 75 |
| Penn St. | 6 | 8 | 11 | 72.73 |
| Southern California | 7 | 10 | 14 | 71.43 |
| Purdue | 7 | 5 | 7 | 71.43 |
| Northwestern | 7 | 11 | 16 | 68.75 |
| Maryland | 7 | 8 | 12 | 66.67 |
| Wisconsin | 7 | 6 | 10 | 60 |
| Washington | 7 | 10 | 17 | 58.82 |
| Minnesota | 7 | 7 | 13 | 53.85 |
| Rutgers | 7 | 4 | 8 | 50 |
| Nebraska | 7 | 4 | 9 | 44.44 |

PATS KICKS MADE

| Team | G | Made | Att | Pct |
|---------------------|---|------|-----|-------|
| Indiana | 7 | 47 | 47 | 100 |
| Ohio St. | 6 | 36 | 36 | 100 |
| Southern California | 7 | 26 | 26 | 100 |
| Wisconsin | 7 | 25 | 25 | 100 |
| Penn St. | 6 | 25 | 25 | 100 |
| Oregon | 7 | 25 | 27 | 92.59 |
| Maryland | 7 | 24 | 25 | 96 |
| Nebraska | 7 | 23 | 23 | 100 |
| Rutgers | 7 | 22 | 22 | 100 |
| Minnesota | 7 | 22 | 22 | 100 |
| Illinois | 7 | 22 | 22 | 100 |
| Iowa | 7 | 21 | 21 | 100 |
| Washington | 7 | 17 | 18 | 94.44 |
| Michigan | 7 | 16 | 17 | 94.12 |
| Purdue | 7 | 15 | 15 | 100 |
| Northwestern | 7 | 14 | 14 | 100 |
| Michigan St. | 7 | 14 | 15 | 93.33 |
| UCLA | 7 | 12 | 12 | 100 |



**2024-25 Big Ten Football
Extended Team Leaders
All games**

FIELD GOALS ATTEMPTED

| Team | G | Made | Att | Pct |
|---------------------|---|------|-----|-------|
| Washington | 7 | 10 | 17 | 58.82 |
| Northwestern | 7 | 11 | 16 | 68.75 |
| Michigan St. | 7 | 15 | 16 | 93.75 |
| Illinois | 7 | 13 | 16 | 81.25 |
| Southern California | 7 | 10 | 14 | 71.43 |
| UCLA | 7 | 10 | 13 | 76.92 |
| Minnesota | 7 | 7 | 13 | 53.85 |
| Oregon | 7 | 9 | 12 | 75 |
| Maryland | 7 | 8 | 12 | 66.67 |
| Iowa | 7 | 10 | 12 | 83.33 |
| Penn St. | 6 | 8 | 11 | 72.73 |
| Wisconsin | 7 | 6 | 10 | 60 |
| Nebraska | 7 | 4 | 9 | 44.44 |
| Michigan | 7 | 8 | 9 | 88.89 |
| Rutgers | 7 | 4 | 8 | 50 |
| Purdue | 7 | 5 | 7 | 71.43 |
| Indiana | 7 | 4 | 4 | 100 |
| Ohio St. | 6 | 3 | 3 | 100 |

NET YARDS PER PUNT

| Team | G | No. | Yards | Avg/P | Ret. | Avg/R | TB | Net/P |
|---------------------|---|-----|-------|-------|------|-------|----|-------|
| Southern California | 7 | 25 | 1235 | 49.40 | 79 | 7.90 | 0 | 46.24 |
| Michigan St. | 7 | 23 | 1103 | 47.96 | 46 | 6.57 | 2 | 44.22 |
| Indiana | 7 | 11 | 476 | 43.27 | 11 | 3.67 | 0 | 42.27 |
| Maryland | 7 | 31 | 1395 | 45.00 | 52 | 7.43 | 2 | 42.03 |
| Oregon | 7 | 19 | 881 | 46.37 | 43 | 14.33 | 2 | 42.00 |
| Wisconsin | 7 | 28 | 1271 | 45.39 | 63 | 7.00 | 2 | 41.71 |
| UCLA | 7 | 26 | 1127 | 43.35 | 48 | 4.80 | 0 | 41.50 |
| Purdue | 7 | 37 | 1650 | 44.59 | 80 | 6.15 | 2 | 41.35 |
| Penn St. | 6 | 16 | 679 | 42.44 | 0 | 0.00 | 1 | 41.19 |
| Iowa | 7 | 34 | 1523 | 44.79 | 81 | 16.20 | 4 | 40.06 |
| Illinois | 7 | 22 | 958 | 43.55 | 39 | 7.80 | 2 | 39.95 |
| Rutgers | 7 | 30 | 1293 | 43.10 | 35 | 11.67 | 4 | 39.27 |
| Ohio St. | 6 | 18 | 726 | 40.33 | 7 | 3.50 | 1 | 38.83 |
| Minnesota | 7 | 30 | 1250 | 41.67 | 92 | 10.22 | 0 | 38.60 |
| Northwestern | 7 | 36 | 1513 | 42.03 | 96 | 6.86 | 2 | 38.25 |
| Michigan | 7 | 30 | 1254 | 41.80 | 104 | 17.33 | 2 | 37.00 |
| Washington | 7 | 20 | 840 | 42.00 | 132 | 13.20 | 1 | 34.40 |
| Nebraska | 7 | 26 | 1059 | 40.73 | 150 | 11.54 | 2 | 33.42 |

FIELD GOALS MADE

| Team | G | Made | Att | Pct |
|---------------------|---|------|-----|-------|
| Michigan St. | 7 | 15 | 16 | 93.75 |
| Illinois | 7 | 13 | 16 | 81.25 |
| Northwestern | 7 | 11 | 16 | 68.75 |
| Washington | 7 | 10 | 17 | 58.82 |
| UCLA | 7 | 10 | 13 | 76.92 |
| Southern California | 7 | 10 | 14 | 71.43 |
| Iowa | 7 | 10 | 12 | 83.33 |
| Oregon | 7 | 9 | 12 | 75 |
| Penn St. | 6 | 8 | 11 | 72.73 |
| Michigan | 7 | 8 | 9 | 88.89 |
| Maryland | 7 | 8 | 12 | 66.67 |
| Minnesota | 7 | 7 | 13 | 53.85 |
| Wisconsin | 7 | 6 | 10 | 60 |
| Purdue | 7 | 5 | 7 | 71.43 |
| Rutgers | 7 | 4 | 8 | 50 |
| Nebraska | 7 | 4 | 9 | 44.44 |
| Indiana | 7 | 4 | 4 | 100 |
| Ohio St. | 6 | 3 | 3 | 100 |

AVG YARDS PER PUNT

| Team | G | No. | Yards | Avg/P | Ret. | Avg/R | TB | Net/P |
|---------------------|---|-----|-------|-------|------|-------|----|-------|
| Purdue | 7 | 37 | 1650 | 44.59 | 80 | 6.15 | 2 | 41.35 |
| Northwestern | 7 | 36 | 1513 | 42.03 | 96 | 6.86 | 2 | 38.25 |
| Iowa | 7 | 34 | 1523 | 44.79 | 81 | 16.20 | 4 | 40.06 |
| Maryland | 7 | 31 | 1395 | 45.00 | 52 | 7.43 | 2 | 42.03 |
| Rutgers | 7 | 30 | 1293 | 43.10 | 35 | 11.67 | 4 | 39.27 |
| Minnesota | 7 | 30 | 1250 | 41.67 | 92 | 10.22 | 0 | 38.60 |
| Michigan | 7 | 30 | 1254 | 41.80 | 104 | 17.33 | 2 | 37.00 |
| Wisconsin | 7 | 28 | 1271 | 45.39 | 63 | 7.00 | 2 | 41.71 |
| UCLA | 7 | 26 | 1127 | 43.35 | 48 | 4.80 | 0 | 41.50 |
| Nebraska | 7 | 26 | 1059 | 40.73 | 150 | 11.54 | 2 | 33.42 |
| Southern California | 7 | 25 | 1235 | 49.40 | 79 | 7.90 | 0 | 46.24 |
| Michigan St. | 7 | 23 | 1103 | 47.96 | 46 | 6.57 | 2 | 44.22 |
| Illinois | 7 | 22 | 958 | 43.55 | 39 | 7.80 | 2 | 39.95 |
| Washington | 7 | 20 | 840 | 42.00 | 132 | 13.20 | 1 | 34.40 |
| Oregon | 7 | 19 | 881 | 46.37 | 43 | 14.33 | 2 | 42.00 |
| Ohio St. | 6 | 18 | 726 | 40.33 | 7 | 3.50 | 1 | 38.83 |
| Penn St. | 6 | 16 | 679 | 42.44 | 0 | 0.00 | 1 | 41.19 |
| Indiana | 7 | 11 | 476 | 43.27 | 11 | 3.67 | 0 | 42.27 |



2024-25 Big Ten Football
Extended Team Leaders
All games

PAT KICKING

| Team | G | Made | Att | Pct |
|---------------------|---|------|-----|-------|
| Wisconsin | 7 | 25 | 25 | 100 |
| UCLA | 7 | 12 | 12 | 100 |
| Southern California | 7 | 26 | 26 | 100 |
| Rutgers | 7 | 22 | 22 | 100 |
| Purdue | 7 | 15 | 15 | 100 |
| Penn St. | 6 | 25 | 25 | 100 |
| Ohio St. | 6 | 36 | 36 | 100 |
| Northwestern | 7 | 14 | 14 | 100 |
| Nebraska | 7 | 23 | 23 | 100 |
| Minnesota | 7 | 22 | 22 | 100 |
| Iowa | 7 | 21 | 21 | 100 |
| Indiana | 7 | 47 | 47 | 100 |
| Illinois | 7 | 22 | 22 | 100 |
| Maryland | 7 | 24 | 25 | 96 |
| Washington | 7 | 17 | 18 | 94.44 |
| Michigan | 7 | 16 | 17 | 94.12 |
| Michigan St. | 7 | 14 | 15 | 93.33 |
| Oregon | 7 | 25 | 27 | 92.59 |

NUMBER OF PUNTS

| Team | G | No. | Yards | Avg/P | Ret. | Avg/R | TB | Net/P |
|---------------------|---|-----|-------|-------|------|-------|----|-------|
| Purdue | 7 | 37 | 1650 | 44.59 | 80 | 6.15 | 2 | 41.35 |
| Northwestern | 7 | 36 | 1513 | 42.03 | 96 | 6.86 | 2 | 38.25 |
| Iowa | 7 | 34 | 1523 | 44.79 | 81 | 16.20 | 4 | 40.06 |
| Maryland | 7 | 31 | 1395 | 45.00 | 52 | 7.43 | 2 | 42.03 |
| Rutgers | 7 | 30 | 1293 | 43.10 | 35 | 11.67 | 4 | 39.27 |
| Minnesota | 7 | 30 | 1250 | 41.67 | 92 | 10.22 | 0 | 38.60 |
| Michigan | 7 | 30 | 1254 | 41.80 | 104 | 17.33 | 2 | 37.00 |
| Wisconsin | 7 | 28 | 1271 | 45.39 | 63 | 7.00 | 2 | 41.71 |
| UCLA | 7 | 26 | 1127 | 43.35 | 48 | 4.80 | 0 | 41.50 |
| Nebraska | 7 | 26 | 1059 | 40.73 | 150 | 11.54 | 2 | 33.42 |
| Southern California | 7 | 25 | 1235 | 49.40 | 79 | 7.90 | 0 | 46.24 |
| Michigan St. | 7 | 23 | 1103 | 47.96 | 46 | 6.57 | 2 | 44.22 |
| Illinois | 7 | 22 | 958 | 43.55 | 39 | 7.80 | 2 | 39.95 |
| Washington | 7 | 20 | 840 | 42.00 | 132 | 13.20 | 1 | 34.40 |
| Oregon | 7 | 19 | 881 | 46.37 | 43 | 14.33 | 2 | 42.00 |
| Ohio St. | 6 | 18 | 726 | 40.33 | 7 | 3.50 | 1 | 38.83 |
| Penn St. | 6 | 16 | 679 | 42.44 | 0 | 0.00 | 1 | 41.19 |
| Indiana | 7 | 11 | 476 | 43.27 | 11 | 3.67 | 0 | 42.27 |

PAT KICK ATTEMPTS

| Team | G | Made | Att | Pct |
|---------------------|---|------|-----|-------|
| Indiana | 7 | 47 | 47 | 100 |
| Ohio St. | 6 | 36 | 36 | 100 |
| Oregon | 7 | 25 | 27 | 92.59 |
| Southern California | 7 | 26 | 26 | 100 |
| Wisconsin | 7 | 25 | 25 | 100 |
| Penn St. | 6 | 25 | 25 | 100 |
| Maryland | 7 | 24 | 25 | 96 |
| Nebraska | 7 | 23 | 23 | 100 |
| Rutgers | 7 | 22 | 22 | 100 |
| Minnesota | 7 | 22 | 22 | 100 |
| Illinois | 7 | 22 | 22 | 100 |
| Iowa | 7 | 21 | 21 | 100 |
| Washington | 7 | 17 | 18 | 94.44 |
| Michigan | 7 | 16 | 17 | 94.12 |
| Purdue | 7 | 15 | 15 | 100 |
| Michigan St. | 7 | 14 | 15 | 93.33 |
| Northwestern | 7 | 14 | 14 | 100 |
| UCLA | 7 | 12 | 12 | 100 |

YARDS PUNTED

| Team | G | No. | Yards | Avg/P | Ret. | Avg/R | TB | Net/P |
|---------------------|---|-----|-------|-------|------|-------|----|-------|
| Purdue | 7 | 37 | 1650 | 44.59 | 80 | 6.15 | 2 | 41.35 |
| Iowa | 7 | 34 | 1523 | 44.79 | 81 | 16.20 | 4 | 40.06 |
| Northwestern | 7 | 36 | 1513 | 42.03 | 96 | 6.86 | 2 | 38.25 |
| Maryland | 7 | 31 | 1395 | 45.00 | 52 | 7.43 | 2 | 42.03 |
| Rutgers | 7 | 30 | 1293 | 43.10 | 35 | 11.67 | 4 | 39.27 |
| Wisconsin | 7 | 28 | 1271 | 45.39 | 63 | 7.00 | 2 | 41.71 |
| Michigan | 7 | 30 | 1254 | 41.80 | 104 | 17.33 | 2 | 37.00 |
| Minnesota | 7 | 30 | 1250 | 41.67 | 92 | 10.22 | 0 | 38.60 |
| Southern California | 7 | 25 | 1235 | 49.40 | 79 | 7.90 | 0 | 46.24 |
| UCLA | 7 | 26 | 1127 | 43.35 | 48 | 4.80 | 0 | 41.50 |
| Michigan St. | 7 | 23 | 1103 | 47.96 | 46 | 6.57 | 2 | 44.22 |
| Nebraska | 7 | 26 | 1059 | 40.73 | 150 | 11.54 | 2 | 33.42 |
| Illinois | 7 | 22 | 958 | 43.55 | 39 | 7.80 | 2 | 39.95 |
| Oregon | 7 | 19 | 881 | 46.37 | 43 | 14.33 | 2 | 42.00 |
| Washington | 7 | 20 | 840 | 42.00 | 132 | 13.20 | 1 | 34.40 |
| Ohio St. | 6 | 18 | 726 | 40.33 | 7 | 3.50 | 1 | 38.83 |
| Penn St. | 6 | 16 | 679 | 42.44 | 0 | 0.00 | 1 | 41.19 |
| Indiana | 7 | 11 | 476 | 43.27 | 11 | 3.67 | 0 | 42.27 |



2024-25 Big Ten Football
Extended Team Leaders
All games

PUNT RETURN AVG

| Team | G | No | Yards | TD | Long | Avg. |
|---------------------|---|----|-------|----|------|-------|
| Illinois | 7 | 12 | 176 | 0 | 37 | 14.67 |
| UCLA | 7 | 3 | 41 | 0 | 18 | 13.67 |
| Minnesota | 7 | 12 | 147 | 0 | 60 | 12.25 |
| Oregon | 7 | 11 | 134 | 1 | 85 | 12.18 |
| Michigan | 7 | 10 | 115 | 0 | 22 | 11.5 |
| Rutgers | 7 | 6 | 68 | 0 | 20 | 11.33 |
| Northwestern | 7 | 10 | 112 | 0 | 23 | 11.2 |
| Michigan St. | 7 | 4 | 38 | 0 | 24 | 9.5 |
| Iowa | 7 | 16 | 148 | 0 | 37 | 9.25 |
| Maryland | 7 | 11 | 98 | 0 | 27 | 8.91 |
| Ohio St. | 6 | 13 | 109 | 0 | 36 | 8.38 |
| Indiana | 7 | 15 | 121 | 0 | 22 | 8.07 |
| Purdue | 7 | 8 | 64 | 0 | 20 | 8 |
| Washington | 7 | 10 | 67 | 0 | 25 | 6.7 |
| Nebraska | 7 | 10 | 57 | 0 | 13 | 5.7 |
| Penn St. | 6 | 9 | 39 | 0 | 23 | 4.33 |
| Southern California | 7 | 8 | 34 | 0 | 19 | 4.25 |
| Wisconsin | 7 | 11 | 40 | 0 | 15 | 3.64 |

KICK RETURNS

| Team | G | No. | Yards | TD | Long | Avg. |
|---------------------|---|-----|-------|----|------|-------|
| Northwestern | 7 | 16 | 410 | 0 | 96 | 25.63 |
| Iowa | 7 | 16 | 413 | 0 | 39 | 25.81 |
| Nebraska | 7 | 15 | 265 | 0 | 40 | 17.67 |
| Wisconsin | 7 | 14 | 353 | 0 | 74 | 25.21 |
| Michigan | 7 | 12 | 217 | 0 | 27 | 18.08 |
| Minnesota | 7 | 11 | 200 | 0 | 27 | 18.18 |
| Washington | 7 | 10 | 209 | 0 | 28 | 20.90 |
| UCLA | 7 | 9 | 170 | 0 | 24 | 18.89 |
| Maryland | 7 | 9 | 118 | 0 | 33 | 13.11 |
| Purdue | 7 | 8 | 167 | 0 | 33 | 20.88 |
| Penn St. | 6 | 7 | 130 | 0 | 27 | 18.57 |
| Southern California | 7 | 6 | 113 | 0 | 46 | 18.83 |
| Michigan St. | 7 | 6 | 88 | 0 | 33 | 14.67 |
| Illinois | 7 | 5 | 88 | 0 | 24 | 17.60 |
| Oregon | 7 | 4 | 172 | 1 | 100 | 43.00 |
| Ohio St. | 6 | 4 | 37 | 0 | 23 | 9.25 |
| Rutgers | 7 | 3 | 56 | 0 | 20 | 18.67 |
| Indiana | 7 | 3 | 70 | 0 | 32 | 23.33 |

PUNT RETURNS

| Team | G | No | Yards | TD | Long | Avg. |
|---------------------|---|----|-------|----|------|-------|
| Iowa | 7 | 16 | 148 | 0 | 37 | 9.25 |
| Indiana | 7 | 15 | 121 | 0 | 22 | 8.07 |
| Ohio St. | 6 | 13 | 109 | 0 | 36 | 8.38 |
| Minnesota | 7 | 12 | 147 | 0 | 60 | 12.25 |
| Illinois | 7 | 12 | 176 | 0 | 37 | 14.67 |
| Wisconsin | 7 | 11 | 40 | 0 | 15 | 3.64 |
| Oregon | 7 | 11 | 134 | 1 | 85 | 12.18 |
| Maryland | 7 | 11 | 98 | 0 | 27 | 8.91 |
| Washington | 7 | 10 | 67 | 0 | 25 | 6.7 |
| Northwestern | 7 | 10 | 112 | 0 | 23 | 11.2 |
| Nebraska | 7 | 10 | 57 | 0 | 13 | 5.7 |
| Michigan | 7 | 10 | 115 | 0 | 22 | 11.5 |
| Penn St. | 6 | 9 | 39 | 0 | 23 | 4.33 |
| Southern California | 7 | 8 | 34 | 0 | 19 | 4.25 |
| Purdue | 7 | 8 | 64 | 0 | 20 | 8 |
| Rutgers | 7 | 6 | 68 | 0 | 20 | 11.33 |
| Michigan St. | 7 | 4 | 38 | 0 | 24 | 9.5 |
| UCLA | 7 | 3 | 41 | 0 | 18 | 13.67 |

KICK RETURN YARDS

| Team | G | No. | Yards | TD | Long | Avg. |
|---------------------|---|-----|-------|----|------|-------|
| Iowa | 7 | 16 | 413 | 0 | 39 | 25.81 |
| Northwestern | 7 | 16 | 410 | 0 | 96 | 25.63 |
| Wisconsin | 7 | 14 | 353 | 0 | 74 | 25.21 |
| Nebraska | 7 | 15 | 265 | 0 | 40 | 17.67 |
| Michigan | 7 | 12 | 217 | 0 | 27 | 18.08 |
| Washington | 7 | 10 | 209 | 0 | 28 | 20.90 |
| Minnesota | 7 | 11 | 200 | 0 | 27 | 18.18 |
| Oregon | 7 | 4 | 172 | 1 | 100 | 43.00 |
| UCLA | 7 | 9 | 170 | 0 | 24 | 18.89 |
| Purdue | 7 | 8 | 167 | 0 | 33 | 20.88 |
| Penn St. | 6 | 7 | 130 | 0 | 27 | 18.57 |
| Maryland | 7 | 9 | 118 | 0 | 33 | 13.11 |
| Southern California | 7 | 6 | 113 | 0 | 46 | 18.83 |
| Michigan St. | 7 | 6 | 88 | 0 | 33 | 14.67 |
| Illinois | 7 | 5 | 88 | 0 | 24 | 17.60 |
| Indiana | 7 | 3 | 70 | 0 | 32 | 23.33 |
| Rutgers | 7 | 3 | 56 | 0 | 20 | 18.67 |
| Ohio St. | 6 | 4 | 37 | 0 | 23 | 9.25 |



**2024-25 Big Ten Football
Extended Team Leaders
All games**

PUNT RETURN YARDS

| Team | G | No | Yards | TD | Long | Avg. |
|---------------------|---|----|-------|----|------|-------|
| Illinois | 7 | 12 | 176 | 0 | 37 | 14.67 |
| Iowa | 7 | 16 | 148 | 0 | 37 | 9.25 |
| Minnesota | 7 | 12 | 147 | 0 | 60 | 12.25 |
| Oregon | 7 | 11 | 134 | 1 | 85 | 12.18 |
| Indiana | 7 | 15 | 121 | 0 | 22 | 8.07 |
| Michigan | 7 | 10 | 115 | 0 | 22 | 11.5 |
| Northwestern | 7 | 10 | 112 | 0 | 23 | 11.2 |
| Ohio St. | 6 | 13 | 109 | 0 | 36 | 8.38 |
| Maryland | 7 | 11 | 98 | 0 | 27 | 8.91 |
| Rutgers | 7 | 6 | 68 | 0 | 20 | 11.33 |
| Washington | 7 | 10 | 67 | 0 | 25 | 6.7 |
| Purdue | 7 | 8 | 64 | 0 | 20 | 8 |
| Nebraska | 7 | 10 | 57 | 0 | 13 | 5.7 |
| UCLA | 7 | 3 | 41 | 0 | 18 | 13.67 |
| Wisconsin | 7 | 11 | 40 | 0 | 15 | 3.64 |
| Penn St. | 6 | 9 | 39 | 0 | 23 | 4.33 |
| Michigan St. | 7 | 4 | 38 | 0 | 24 | 9.5 |
| Southern California | 7 | 8 | 34 | 0 | 19 | 4.25 |

KICK RETURN TDS

| Team | G | No. | Yards | TD | Long | Avg. |
|---------------------|---|-----|-------|----|------|-------|
| Oregon | 7 | 4 | 172 | 1 | 100 | 43.00 |
| Wisconsin | 7 | 14 | 353 | 0 | 74 | 25.21 |
| Washington | 7 | 10 | 209 | 0 | 28 | 20.90 |
| UCLA | 7 | 9 | 170 | 0 | 24 | 18.89 |
| Southern California | 7 | 6 | 113 | 0 | 46 | 18.83 |
| Rutgers | 7 | 3 | 56 | 0 | 20 | 18.67 |
| Purdue | 7 | 8 | 167 | 0 | 33 | 20.88 |
| Penn St. | 6 | 7 | 130 | 0 | 27 | 18.57 |
| Ohio St. | 6 | 4 | 37 | 0 | 23 | 9.25 |
| Northwestern | 7 | 16 | 410 | 0 | 96 | 25.63 |
| Nebraska | 7 | 15 | 265 | 0 | 40 | 17.67 |
| Minnesota | 7 | 11 | 200 | 0 | 27 | 18.18 |
| Michigan St. | 7 | 6 | 88 | 0 | 33 | 14.67 |
| Michigan | 7 | 12 | 217 | 0 | 27 | 18.08 |
| Maryland | 7 | 9 | 118 | 0 | 33 | 13.11 |
| Iowa | 7 | 16 | 413 | 0 | 39 | 25.81 |
| Indiana | 7 | 3 | 70 | 0 | 32 | 23.33 |
| Illinois | 7 | 5 | 88 | 0 | 24 | 17.60 |

PUNT RETURN TDS

| Team | G | No | Yards | TD | Long | Avg. |
|---------------------|---|----|-------|----|------|-------|
| Oregon | 7 | 11 | 134 | 1 | 85 | 12.18 |
| Wisconsin | 7 | 11 | 40 | 0 | 15 | 3.64 |
| Washington | 7 | 10 | 67 | 0 | 25 | 6.7 |
| UCLA | 7 | 3 | 41 | 0 | 18 | 13.67 |
| Southern California | 7 | 8 | 34 | 0 | 19 | 4.25 |
| Rutgers | 7 | 6 | 68 | 0 | 20 | 11.33 |
| Purdue | 7 | 8 | 64 | 0 | 20 | 8 |
| Penn St. | 6 | 9 | 39 | 0 | 23 | 4.33 |
| Ohio St. | 6 | 13 | 109 | 0 | 36 | 8.38 |
| Northwestern | 7 | 10 | 112 | 0 | 23 | 11.2 |
| Nebraska | 7 | 10 | 57 | 0 | 13 | 5.7 |
| Minnesota | 7 | 12 | 147 | 0 | 60 | 12.25 |
| Michigan St. | 7 | 4 | 38 | 0 | 24 | 9.5 |
| Michigan | 7 | 10 | 115 | 0 | 22 | 11.5 |
| Maryland | 7 | 11 | 98 | 0 | 27 | 8.91 |
| Iowa | 7 | 16 | 148 | 0 | 37 | 9.25 |
| Indiana | 7 | 15 | 121 | 0 | 22 | 8.07 |
| Illinois | 7 | 12 | 176 | 0 | 37 | 14.67 |



2024-25 Big Ten Football
Extended Team Leaders
All games

KICKOFF RETURNS

| Team | G | No | Yards | TD | Long | Avg. |
|---------------------|---|----|-------|----|------|-------|
| Iowa | 7 | 40 | 1629 | 0 | 39 | 40.73 |
| Michigan | 7 | 32 | 1298 | 0 | 27 | 40.56 |
| Indiana | 7 | 58 | 2346 | 0 | 32 | 40.45 |
| Wisconsin | 7 | 38 | 1536 | 0 | 74 | 40.42 |
| Northwestern | 7 | 32 | 1291 | 0 | 96 | 40.34 |
| Illinois | 7 | 39 | 1566 | 0 | 24 | 40.15 |
| UCLA | 7 | 28 | 1122 | 0 | 24 | 40.07 |
| Minnesota | 7 | 34 | 1361 | 0 | 27 | 40.03 |
| Penn St. | 6 | 39 | 1560 | 0 | 27 | 40 |
| Maryland | 7 | 40 | 1597 | 0 | 33 | 39.93 |
| Ohio St. | 6 | 45 | 1792 | 0 | 23 | 39.82 |
| Rutgers | 7 | 35 | 1388 | 0 | 20 | 39.66 |
| Nebraska | 7 | 34 | 1348 | 0 | 40 | 39.65 |
| Southern California | 7 | 42 | 1664 | 0 | 46 | 39.62 |
| Purdue | 7 | 27 | 1066 | 0 | 33 | 39.48 |
| Oregon | 7 | 46 | 1804 | 1 | 100 | 39.22 |
| Michigan St. | 7 | 36 | 1403 | 0 | 33 | 38.97 |
| Washington | 7 | 38 | 1429 | 0 | 28 | 37.61 |



2024-25 Big Ten Football
Extended Team Leaders
All games

INTERCEPTION RETURN AVG

| Team | G | No. | Yards | TD | Long | Avg. |
|---------------------|---|-----|-------|----|------|-------|
| Michigan St. | 7 | 8 | 214 | 1 | 100 | 26.75 |
| UCLA | 7 | 4 | 106 | 1 | 96 | 26.50 |
| Ohio St. | 6 | 4 | 105 | 1 | 45 | 26.25 |
| Michigan | 7 | 6 | 133 | 2 | 86 | 22.17 |
| Rutgers | 7 | 5 | 99 | 1 | 52 | 19.80 |
| Southern California | 7 | 7 | 137 | 1 | 55 | 19.57 |
| Indiana | 7 | 7 | 133 | 1 | 78 | 19.00 |
| Washington | 7 | 4 | 64 | 0 | 24 | 16.00 |
| Maryland | 7 | 9 | 133 | 0 | 51 | 14.78 |
| Nebraska | 7 | 8 | 105 | 2 | 35 | 13.13 |
| Minnesota | 7 | 13 | 130 | 1 | 70 | 10.00 |
| Iowa | 7 | 8 | 80 | 1 | 32 | 10.00 |
| Illinois | 7 | 8 | 71 | 1 | 30 | 8.88 |
| Penn St. | 6 | 5 | 42 | 0 | 22 | 8.40 |
| Northwestern | 7 | 6 | 45 | 0 | 33 | 7.50 |
| Wisconsin | 7 | 3 | 8 | 0 | 8 | 2.67 |
| Purdue | 7 | 3 | 0 | 0 | 0 | 0.00 |
| Oregon | 7 | 5 | 0 | 0 | 0 | 0.00 |

FUMBLE RETURNS

| Team | G | No. | Yards | TD | Long | Avg. |
|---------------------|---|-----|-------|----|------|-------|
| Wisconsin | 7 | 6 | 0 | 0 | 0 | 0.00 |
| Washington | 7 | 2 | 0 | 0 | 0 | 0.00 |
| UCLA | 7 | 1 | 0 | 0 | 0 | 0.00 |
| Southern California | 7 | 5 | 0 | 0 | 0 | 0.00 |
| Rutgers | 7 | 4 | 3 | 0 | 3 | 0.75 |
| Purdue | 7 | 1 | 16 | 1 | 16 | 16.00 |
| Penn St. | 6 | 3 | 10 | 0 | 9 | 3.33 |
| Oregon | 7 | 4 | 0 | 0 | 0 | 0.00 |
| Ohio St. | 6 | 5 | 35 | 1 | 27 | 7.00 |
| Northwestern | 7 | 6 | 2 | 1 | 2 | 0.33 |
| Nebraska | 7 | 3 | 0 | 0 | 0 | 0.00 |
| Minnesota | 7 | 2 | 0 | 0 | 0 | 0.00 |
| Michigan St. | 7 | 1 | 0 | 0 | 0 | 0.00 |
| Michigan | 7 | 2 | 21 | 0 | 18 | 10.50 |
| Maryland | 7 | 6 | 0 | 0 | 0 | 0.00 |
| Iowa | 7 | 4 | 0 | 0 | 0 | 0.00 |
| Indiana | 7 | 5 | 0 | 0 | 0 | 0.00 |
| Illinois | 7 | 5 | 3 | 0 | 3 | 0.60 |

INTERCEPTION RETURNS

| Team | G | No. | Yards | TD | Long | Avg. |
|---------------------|---|-----|-------|----|------|-------|
| Minnesota | 7 | 13 | 130 | 1 | 70 | 10.00 |
| Maryland | 7 | 9 | 133 | 0 | 51 | 14.78 |
| Nebraska | 7 | 8 | 105 | 2 | 35 | 13.13 |
| Michigan St. | 7 | 8 | 214 | 1 | 100 | 26.75 |
| Iowa | 7 | 8 | 80 | 1 | 32 | 10.00 |
| Illinois | 7 | 8 | 71 | 1 | 30 | 8.88 |
| Southern California | 7 | 7 | 137 | 1 | 55 | 19.57 |
| Indiana | 7 | 7 | 133 | 1 | 78 | 19.00 |
| Northwestern | 7 | 6 | 45 | 0 | 33 | 7.50 |
| Michigan | 7 | 6 | 133 | 2 | 86 | 22.17 |
| Rutgers | 7 | 5 | 99 | 1 | 52 | 19.80 |
| Penn St. | 6 | 5 | 42 | 0 | 22 | 8.40 |
| Oregon | 7 | 5 | 0 | 0 | 0 | 0.00 |
| Washington | 7 | 4 | 64 | 0 | 24 | 16.00 |
| UCLA | 7 | 4 | 106 | 1 | 96 | 26.50 |
| Ohio St. | 6 | 4 | 105 | 1 | 45 | 26.25 |
| Wisconsin | 7 | 3 | 8 | 0 | 8 | 2.67 |
| Purdue | 7 | 3 | 0 | 0 | 0 | 0.00 |

FUMBLE RETURN YARDS

| Team | G | No. | Yards | TD | Long | Avg. |
|---------------------|---|-----|-------|----|------|-------|
| Ohio St. | 6 | 5 | 35 | 1 | 27 | 7.00 |
| Michigan | 7 | 2 | 21 | 0 | 18 | 10.50 |
| Purdue | 7 | 1 | 16 | 1 | 16 | 16.00 |
| Penn St. | 6 | 3 | 10 | 0 | 9 | 3.33 |
| Rutgers | 7 | 4 | 3 | 0 | 3 | 0.75 |
| Illinois | 7 | 5 | 3 | 0 | 3 | 0.60 |
| Northwestern | 7 | 6 | 2 | 1 | 2 | 0.33 |
| Wisconsin | 7 | 6 | 0 | 0 | 0 | 0.00 |
| Washington | 7 | 2 | 0 | 0 | 0 | 0.00 |
| UCLA | 7 | 1 | 0 | 0 | 0 | 0.00 |
| Southern California | 7 | 5 | 0 | 0 | 0 | 0.00 |
| Oregon | 7 | 4 | 0 | 0 | 0 | 0.00 |
| Nebraska | 7 | 3 | 0 | 0 | 0 | 0.00 |
| Minnesota | 7 | 2 | 0 | 0 | 0 | 0.00 |
| Michigan St. | 7 | 1 | 0 | 0 | 0 | 0.00 |
| Maryland | 7 | 6 | 0 | 0 | 0 | 0.00 |
| Iowa | 7 | 4 | 0 | 0 | 0 | 0.00 |
| Indiana | 7 | 5 | 0 | 0 | 0 | 0.00 |



2024-25 Big Ten Football
Extended Team Leaders
All games

INTERCEPTION RET YARDS

| Team | G | No. | Yards | TD | Long | Avg. |
|---------------------|---|-----|-------|----|------|-------|
| Michigan St. | 7 | 8 | 214 | 1 | 100 | 26.75 |
| Southern California | 7 | 7 | 137 | 1 | 55 | 19.57 |
| Michigan | 7 | 6 | 133 | 2 | 86 | 22.17 |
| Maryland | 7 | 9 | 133 | 0 | 51 | 14.78 |
| Indiana | 7 | 7 | 133 | 1 | 78 | 19.00 |
| Minnesota | 7 | 13 | 130 | 1 | 70 | 10.00 |
| UCLA | 7 | 4 | 106 | 1 | 96 | 26.50 |
| Ohio St. | 6 | 4 | 105 | 1 | 45 | 26.25 |
| Nebraska | 7 | 8 | 105 | 2 | 35 | 13.13 |
| Rutgers | 7 | 5 | 99 | 1 | 52 | 19.80 |
| Iowa | 7 | 8 | 80 | 1 | 32 | 10.00 |
| Illinois | 7 | 8 | 71 | 1 | 30 | 8.88 |
| Washington | 7 | 4 | 64 | 0 | 24 | 16.00 |
| Northwestern | 7 | 6 | 45 | 0 | 33 | 7.50 |
| Penn St. | 6 | 5 | 42 | 0 | 22 | 8.40 |
| Wisconsin | 7 | 3 | 8 | 0 | 8 | 2.67 |
| Purdue | 7 | 3 | 0 | 0 | 0 | 0.00 |
| Oregon | 7 | 5 | 0 | 0 | 0 | 0.00 |

FUMBLE RETURN TDS

| Team | G | No. | Yards | TD | Long | Avg. |
|---------------------|---|-----|-------|----|------|-------|
| Purdue | 7 | 1 | 16 | 1 | 16 | 16.00 |
| Ohio St. | 6 | 5 | 35 | 1 | 27 | 7.00 |
| Northwestern | 7 | 6 | 2 | 1 | 2 | 0.33 |
| Wisconsin | 7 | 6 | 0 | 0 | 0 | 0.00 |
| Washington | 7 | 2 | 0 | 0 | 0 | 0.00 |
| UCLA | 7 | 1 | 0 | 0 | 0 | 0.00 |
| Southern California | 7 | 5 | 0 | 0 | 0 | 0.00 |
| Rutgers | 7 | 4 | 3 | 0 | 3 | 0.75 |
| Penn St. | 6 | 3 | 10 | 0 | 9 | 3.33 |
| Oregon | 7 | 4 | 0 | 0 | 0 | 0.00 |
| Nebraska | 7 | 3 | 0 | 0 | 0 | 0.00 |
| Minnesota | 7 | 2 | 0 | 0 | 0 | 0.00 |
| Michigan St. | 7 | 1 | 0 | 0 | 0 | 0.00 |
| Michigan | 7 | 2 | 21 | 0 | 18 | 10.50 |
| Maryland | 7 | 6 | 0 | 0 | 0 | 0.00 |
| Iowa | 7 | 4 | 0 | 0 | 0 | 0.00 |
| Indiana | 7 | 5 | 0 | 0 | 0 | 0.00 |
| Illinois | 7 | 5 | 3 | 0 | 3 | 0.60 |

INTERCEPTION RETURN TDS

| Team | G | No. | Yards | TD | Long | Avg. |
|---------------------|---|-----|-------|----|------|-------|
| Nebraska | 7 | 8 | 105 | 2 | 35 | 13.13 |
| Michigan | 7 | 6 | 133 | 2 | 86 | 22.17 |
| UCLA | 7 | 4 | 106 | 1 | 96 | 26.50 |
| Southern California | 7 | 7 | 137 | 1 | 55 | 19.57 |
| Rutgers | 7 | 5 | 99 | 1 | 52 | 19.80 |
| Ohio St. | 6 | 4 | 105 | 1 | 45 | 26.25 |
| Minnesota | 7 | 13 | 130 | 1 | 70 | 10.00 |
| Michigan St. | 7 | 8 | 214 | 1 | 100 | 26.75 |
| Iowa | 7 | 8 | 80 | 1 | 32 | 10.00 |
| Indiana | 7 | 7 | 133 | 1 | 78 | 19.00 |
| Illinois | 7 | 8 | 71 | 1 | 30 | 8.88 |
| Wisconsin | 7 | 3 | 8 | 0 | 8 | 2.67 |
| Washington | 7 | 4 | 64 | 0 | 24 | 16.00 |
| Purdue | 7 | 3 | 0 | 0 | 0 | 0.00 |
| Penn St. | 6 | 5 | 42 | 0 | 22 | 8.40 |
| Oregon | 7 | 5 | 0 | 0 | 0 | 0.00 |
| Northwestern | 7 | 6 | 45 | 0 | 33 | 7.50 |
| Maryland | 7 | 9 | 133 | 0 | 51 | 14.78 |

FUMBLE RECOVERED

| Team | G | No. | Yards | TD | Long | Avg. |
|---------------------|---|-----|-------|----|------|-------|
| Wisconsin | 7 | 6 | 0 | 0 | 0 | 0.00 |
| Northwestern | 7 | 6 | 2 | 1 | 2 | 0.33 |
| Maryland | 7 | 6 | 0 | 0 | 0 | 0.00 |
| Southern California | 7 | 5 | 0 | 0 | 0 | 0.00 |
| Ohio St. | 6 | 5 | 35 | 1 | 27 | 7.00 |
| Indiana | 7 | 5 | 0 | 0 | 0 | 0.00 |
| Illinois | 7 | 5 | 3 | 0 | 3 | 0.60 |
| Rutgers | 7 | 4 | 3 | 0 | 3 | 0.75 |
| Oregon | 7 | 4 | 0 | 0 | 0 | 0.00 |
| Iowa | 7 | 4 | 0 | 0 | 0 | 0.00 |
| Penn St. | 6 | 3 | 10 | 0 | 9 | 3.33 |
| Nebraska | 7 | 3 | 0 | 0 | 0 | 0.00 |
| Washington | 7 | 2 | 0 | 0 | 0 | 0.00 |
| Minnesota | 7 | 2 | 0 | 0 | 0 | 0.00 |
| Michigan | 7 | 2 | 21 | 0 | 18 | 10.50 |
| UCLA | 7 | 1 | 0 | 0 | 0 | 0.00 |
| Purdue | 7 | 1 | 16 | 1 | 16 | 16.00 |
| Michigan St. | 7 | 1 | 0 | 0 | 0 | 0.00 |



2024-25 Big Ten Football
Extended Team Leaders
All games

FUMBLE RETURN AVG

| Team | G | No. | Yards | TD | Long | Avg. |
|---------------------|---|-----|-------|----|------|-------|
| Purdue | 7 | 1 | 16 | 1 | 16 | 16.00 |
| Michigan | 7 | 2 | 21 | 0 | 18 | 10.50 |
| Ohio St. | 6 | 5 | 35 | 1 | 27 | 7.00 |
| Penn St. | 6 | 3 | 10 | 0 | 9 | 3.33 |
| Rutgers | 7 | 4 | 3 | 0 | 3 | 0.75 |
| Illinois | 7 | 5 | 3 | 0 | 3 | 0.60 |
| Northwestern | 7 | 6 | 2 | 1 | 2 | 0.33 |
| Wisconsin | 7 | 6 | 0 | 0 | 0 | 0.00 |
| Washington | 7 | 2 | 0 | 0 | 0 | 0.00 |
| UCLA | 7 | 1 | 0 | 0 | 0 | 0.00 |
| Southern California | 7 | 5 | 0 | 0 | 0 | 0.00 |
| Oregon | 7 | 4 | 0 | 0 | 0 | 0.00 |
| Nebraska | 7 | 3 | 0 | 0 | 0 | 0.00 |
| Minnesota | 7 | 2 | 0 | 0 | 0 | 0.00 |
| Michigan St. | 7 | 1 | 0 | 0 | 0 | 0.00 |
| Maryland | 7 | 6 | 0 | 0 | 0 | 0.00 |
| Iowa | 7 | 4 | 0 | 0 | 0 | 0.00 |
| Indiana | 7 | 5 | 0 | 0 | 0 | 0.00 |

TURNOVER MARGIN

| Team | Lost | | | Gained | | | Margin | Per/G | |
|---------------------|------|-----|-----|--------|-----|-----|--------|-------|-------|
| | G | Fum | Int | Tot | Fum | Int | | | Tot |
| Minnesota | 7 | 3 | 4 | 7 | 2 | 13 | 15 | 8 | 1.14 |
| Indiana | 7 | 2 | 3 | 5 | 5 | 7 | 12 | 7 | 1.00 |
| Illinois | 7 | 5 | 1 | 6 | 5 | 8 | 13 | 7 | 1.00 |
| Maryland | 7 | 5 | 4 | 9 | 6 | 9 | 15 | 6 | 0.86 |
| Iowa | 7 | 2 | 4 | 6 | 4 | 8 | 12 | 6 | 0.86 |
| Northwestern | 7 | 4 | 3 | 7 | 6 | 6 | 12 | 5 | 0.71 |
| Rutgers | 7 | 1 | 5 | 6 | 4 | 5 | 9 | 3 | 0.43 |
| Penn St. | 6 | 1 | 5 | 6 | 3 | 5 | 8 | 2 | 0.33 |
| Oregon | 7 | 3 | 4 | 7 | 4 | 5 | 9 | 2 | 0.29 |
| Ohio St. | 6 | 4 | 3 | 7 | 5 | 4 | 9 | 2 | 0.33 |
| Nebraska | 7 | 3 | 6 | 9 | 3 | 8 | 11 | 2 | 0.29 |
| Washington | 7 | 3 | 2 | 5 | 2 | 4 | 6 | 1 | 0.14 |
| Southern California | 7 | 5 | 6 | 11 | 5 | 7 | 12 | 1 | 0.14 |
| Wisconsin | 7 | 7 | 5 | 12 | 6 | 3 | 9 | -3 | -0.43 |
| Purdue | 7 | 5 | 5 | 10 | 1 | 3 | 4 | -6 | -0.86 |
| Michigan St. | 7 | 6 | 9 | 15 | 1 | 8 | 9 | -6 | -0.86 |
| UCLA | 7 | 3 | 9 | 12 | 1 | 4 | 5 | -7 | -1.00 |
| Michigan | 7 | 6 | 9 | 15 | 2 | 6 | 8 | -7 | -1.00 |

FIRST DOWNS

| Team | G | Rush | Pass | Pen | Total | Avg/G |
|---------------------|---|------|------|-----|-------|-------|
| Indiana | 7 | 77 | 99 | 13 | 189 | 27 |
| Oregon | 7 | 58 | 98 | 12 | 168 | 24 |
| Maryland | 7 | 51 | 102 | 12 | 165 | 23.57 |
| Southern California | 7 | 49 | 102 | 10 | 161 | 23 |
| Washington | 7 | 61 | 92 | 7 | 160 | 22.86 |
| Nebraska | 7 | 59 | 74 | 22 | 155 | 22.14 |
| Penn St. | 6 | 65 | 79 | 8 | 152 | 25.33 |
| Wisconsin | 7 | 74 | 64 | 13 | 151 | 21.57 |
| Rutgers | 7 | 73 | 60 | 16 | 149 | 21.29 |
| Illinois | 7 | 58 | 75 | 16 | 149 | 21.29 |
| Ohio St. | 6 | 58 | 81 | 4 | 143 | 23.83 |
| Michigan St. | 7 | 57 | 71 | 12 | 140 | 20 |
| Minnesota | 7 | 50 | 71 | 17 | 138 | 19.71 |
| Iowa | 7 | 64 | 52 | 8 | 124 | 17.71 |
| UCLA | 7 | 30 | 75 | 14 | 119 | 17 |
| Michigan | 7 | 66 | 44 | 5 | 115 | 16.43 |
| Northwestern | 7 | 52 | 47 | 10 | 109 | 15.57 |
| Purdue | 7 | 51 | 50 | 3 | 104 | 14.86 |

3RD-DOWN CONVERSIONS

| Team | G | Conv. | Att. | Pct. |
|---------------------|---|-------|------|-------|
| Indiana | 7 | 39 | 72 | 54.17 |
| Oregon | 7 | 41 | 83 | 49.4 |
| Ohio St. | 6 | 35 | 72 | 48.61 |
| Penn St. | 6 | 32 | 66 | 48.48 |
| Southern California | 7 | 42 | 91 | 46.15 |
| Iowa | 7 | 42 | 93 | 45.16 |
| Minnesota | 7 | 38 | 87 | 43.68 |
| Wisconsin | 7 | 41 | 94 | 43.62 |
| Nebraska | 7 | 41 | 94 | 43.62 |
| Illinois | 7 | 36 | 83 | 43.37 |
| Maryland | 7 | 45 | 105 | 42.86 |
| Michigan St. | 7 | 35 | 86 | 40.7 |
| Rutgers | 7 | 36 | 91 | 39.56 |
| Michigan | 7 | 35 | 91 | 38.46 |
| Washington | 7 | 31 | 81 | 38.27 |
| UCLA | 7 | 31 | 84 | 36.9 |
| Purdue | 7 | 27 | 81 | 33.33 |
| Northwestern | 7 | 24 | 90 | 26.67 |



2024-25 Big Ten Football
Extended Team Leaders
All games

1ST DOWNS RUSHING

| Team | G | Rush | Pass | Pen | Total | Avg/G |
|---------------------|---|------|------|-----|-------|-------|
| Indiana | 7 | 77 | 99 | 13 | 189 | 27 |
| Wisconsin | 7 | 74 | 64 | 13 | 151 | 21.57 |
| Rutgers | 7 | 73 | 60 | 16 | 149 | 21.29 |
| Michigan | 7 | 66 | 44 | 5 | 115 | 16.43 |
| Penn St. | 6 | 65 | 79 | 8 | 152 | 25.33 |
| Iowa | 7 | 64 | 52 | 8 | 124 | 17.71 |
| Washington | 7 | 61 | 92 | 7 | 160 | 22.86 |
| Nebraska | 7 | 59 | 74 | 22 | 155 | 22.14 |
| Oregon | 7 | 58 | 98 | 12 | 168 | 24 |
| Ohio St. | 6 | 58 | 81 | 4 | 143 | 23.83 |
| Illinois | 7 | 58 | 75 | 16 | 149 | 21.29 |
| Michigan St. | 7 | 57 | 71 | 12 | 140 | 20 |
| Northwestern | 7 | 52 | 47 | 10 | 109 | 15.57 |
| Purdue | 7 | 51 | 50 | 3 | 104 | 14.86 |
| Maryland | 7 | 51 | 102 | 12 | 165 | 23.57 |
| Minnesota | 7 | 50 | 71 | 17 | 138 | 19.71 |
| Southern California | 7 | 49 | 102 | 10 | 161 | 23 |
| UCLA | 7 | 30 | 75 | 14 | 119 | 17 |

OPT 3RD-DN CONVERT

| Team | G | Conv. | Att. | Pct. |
|---------------------|---|-------|------|-------|
| Southern California | 7 | 21 | 83 | 25.3 |
| Penn St. | 6 | 24 | 77 | 31.17 |
| Oregon | 7 | 29 | 91 | 31.87 |
| Ohio St. | 6 | 27 | 84 | 32.14 |
| Washington | 7 | 31 | 93 | 33.33 |
| Indiana | 7 | 31 | 92 | 33.7 |
| Wisconsin | 7 | 32 | 94 | 34.04 |
| Iowa | 7 | 33 | 94 | 35.11 |
| Northwestern | 7 | 31 | 88 | 35.23 |
| Nebraska | 7 | 34 | 91 | 37.36 |
| Maryland | 7 | 36 | 96 | 37.5 |
| Michigan | 7 | 40 | 102 | 39.22 |
| Rutgers | 7 | 41 | 100 | 41 |
| Michigan St. | 7 | 41 | 95 | 43.16 |
| Illinois | 7 | 39 | 89 | 43.82 |
| Minnesota | 7 | 43 | 96 | 44.79 |
| Purdue | 7 | 37 | 81 | 45.68 |
| UCLA | 7 | 50 | 91 | 54.95 |

1ST DOWNS PASSING

| Team | G | Rush | Pass | Pen | Total | Avg/G |
|---------------------|---|------|------|-----|-------|-------|
| Southern California | 7 | 49 | 102 | 10 | 161 | 23 |
| Maryland | 7 | 51 | 102 | 12 | 165 | 23.57 |
| Indiana | 7 | 77 | 99 | 13 | 189 | 27 |
| Oregon | 7 | 58 | 98 | 12 | 168 | 24 |
| Washington | 7 | 61 | 92 | 7 | 160 | 22.86 |
| Ohio St. | 6 | 58 | 81 | 4 | 143 | 23.83 |
| Penn St. | 6 | 65 | 79 | 8 | 152 | 25.33 |
| UCLA | 7 | 30 | 75 | 14 | 119 | 17 |
| Illinois | 7 | 58 | 75 | 16 | 149 | 21.29 |
| Nebraska | 7 | 59 | 74 | 22 | 155 | 22.14 |
| Minnesota | 7 | 50 | 71 | 17 | 138 | 19.71 |
| Michigan St. | 7 | 57 | 71 | 12 | 140 | 20 |
| Wisconsin | 7 | 74 | 64 | 13 | 151 | 21.57 |
| Rutgers | 7 | 73 | 60 | 16 | 149 | 21.29 |
| Iowa | 7 | 64 | 52 | 8 | 124 | 17.71 |
| Purdue | 7 | 51 | 50 | 3 | 104 | 14.86 |
| Northwestern | 7 | 52 | 47 | 10 | 109 | 15.57 |
| Michigan | 7 | 66 | 44 | 5 | 115 | 16.43 |

4TH-DOWN CONVERSIONS

| Team | G | Conv. | Att. | Pct. |
|---------------------|---|-------|------|-------|
| Minnesota | 7 | 7 | 7 | 100 |
| Michigan | 7 | 10 | 12 | 83.33 |
| Penn St. | 6 | 4 | 5 | 80 |
| Ohio St. | 6 | 9 | 12 | 75 |
| UCLA | 7 | 7 | 10 | 70 |
| Michigan St. | 7 | 4 | 6 | 66.67 |
| Wisconsin | 7 | 7 | 11 | 63.64 |
| Oregon | 7 | 5 | 8 | 62.5 |
| Illinois | 7 | 6 | 10 | 60 |
| Southern California | 7 | 4 | 7 | 57.14 |
| Indiana | 7 | 7 | 13 | 53.85 |
| Northwestern | 7 | 5 | 10 | 50 |
| Maryland | 7 | 8 | 17 | 47.06 |
| Washington | 7 | 6 | 14 | 42.86 |
| Nebraska | 7 | 4 | 13 | 30.77 |
| Rutgers | 7 | 4 | 14 | 28.57 |
| Purdue | 7 | 1 | 8 | 12.5 |
| Iowa | 7 | 0 | 4 | 0 |



**2024-25 Big Ten Football
Extended Team Leaders
All games**

1ST DOWNS BY PENALTY

| Team | G | Rush | Pass | Pen | Total | Avg/G |
|---------------------|---|------|------|-----|-------|-------|
| Nebraska | 7 | 59 | 74 | 22 | 155 | 22.14 |
| Minnesota | 7 | 50 | 71 | 17 | 138 | 19.71 |
| Rutgers | 7 | 73 | 60 | 16 | 149 | 21.29 |
| Illinois | 7 | 58 | 75 | 16 | 149 | 21.29 |
| UCLA | 7 | 30 | 75 | 14 | 119 | 17 |
| Wisconsin | 7 | 74 | 64 | 13 | 151 | 21.57 |
| Indiana | 7 | 77 | 99 | 13 | 189 | 27 |
| Oregon | 7 | 58 | 98 | 12 | 168 | 24 |
| Michigan St. | 7 | 57 | 71 | 12 | 140 | 20 |
| Maryland | 7 | 51 | 102 | 12 | 165 | 23.57 |
| Southern California | 7 | 49 | 102 | 10 | 161 | 23 |
| Northwestern | 7 | 52 | 47 | 10 | 109 | 15.57 |
| Penn St. | 6 | 65 | 79 | 8 | 152 | 25.33 |
| Iowa | 7 | 64 | 52 | 8 | 124 | 17.71 |
| Washington | 7 | 61 | 92 | 7 | 160 | 22.86 |
| Michigan | 7 | 66 | 44 | 5 | 115 | 16.43 |
| Ohio St. | 6 | 58 | 81 | 4 | 143 | 23.83 |
| Purdue | 7 | 51 | 50 | 3 | 104 | 14.86 |

OPP 4TH-DN CONVERT

| Team | G | Conv. | Att. | Pct. |
|---------------------|---|-------|------|-------|
| Indiana | 7 | 4 | 19 | 21.05 |
| UCLA | 7 | 2 | 6 | 33.33 |
| Northwestern | 7 | 4 | 12 | 33.33 |
| Maryland | 7 | 2 | 6 | 33.33 |
| Illinois | 7 | 4 | 11 | 36.36 |
| Nebraska | 7 | 8 | 18 | 44.44 |
| Iowa | 7 | 5 | 11 | 45.45 |
| Oregon | 7 | 6 | 13 | 46.15 |
| Ohio St. | 6 | 4 | 8 | 50 |
| Minnesota | 7 | 2 | 4 | 50 |
| Rutgers | 7 | 8 | 15 | 53.33 |
| Penn St. | 6 | 6 | 11 | 54.55 |
| Purdue | 7 | 4 | 7 | 57.14 |
| Michigan St. | 7 | 8 | 14 | 57.14 |
| Southern California | 7 | 11 | 19 | 57.89 |
| Washington | 7 | 7 | 12 | 58.33 |
| Wisconsin | 7 | 6 | 10 | 60 |
| Michigan | 7 | 3 | 5 | 60 |

OPPONENT 1ST DOWNS

| Team | G | Rush | Pass | Pen | Total | Avg/G |
|---------------------|---|------|------|-----|-------|-------|
| Ohio St. | 6 | 27 | 43 | 6 | 76 | 12.67 |
| Penn St. | 6 | 34 | 50 | 8 | 92 | 15.33 |
| Wisconsin | 7 | 51 | 50 | 4 | 105 | 15 |
| Indiana | 7 | 38 | 54 | 14 | 106 | 15.14 |
| Minnesota | 7 | 47 | 50 | 10 | 107 | 15.29 |
| Oregon | 7 | 47 | 58 | 8 | 113 | 16.14 |
| Washington | 7 | 60 | 41 | 21 | 122 | 17.43 |
| Iowa | 7 | 49 | 68 | 6 | 123 | 17.57 |
| Nebraska | 7 | 42 | 67 | 15 | 124 | 17.71 |
| Michigan St. | 7 | 44 | 65 | 17 | 126 | 18 |
| Rutgers | 7 | 66 | 58 | 5 | 129 | 18.43 |
| Illinois | 7 | 59 | 61 | 11 | 131 | 18.71 |
| Southern California | 7 | 48 | 73 | 11 | 132 | 18.86 |
| Michigan | 7 | 40 | 79 | 13 | 132 | 18.86 |
| Maryland | 7 | 50 | 73 | 15 | 138 | 19.71 |
| Northwestern | 7 | 45 | 89 | 7 | 141 | 20.14 |
| UCLA | 7 | 40 | 94 | 23 | 157 | 22.43 |
| Purdue | 7 | 79 | 75 | 16 | 170 | 24.29 |



**2024-25 Big Ten Football
Extended Team Leaders
All games**

SACKS BY

| Team | G | No. | Yards | Avg/G |
|---------------------|---|-----|-------|-------|
| Nebraska | 7 | 21 | 131 | 3 |
| Indiana | 7 | 21 | 148 | 3 |
| Oregon | 7 | 20 | 106 | 2.86 |
| Illinois | 7 | 19 | 137 | 2.71 |
| Michigan | 7 | 18 | 119 | 2.57 |
| Ohio St. | 6 | 17 | 83 | 2.83 |
| Northwestern | 7 | 17 | 101 | 2.43 |
| Iowa | 7 | 17 | 106 | 2.43 |
| Purdue | 7 | 16 | 99 | 2.29 |
| Michigan St. | 7 | 15 | 89 | 2.14 |
| Washington | 7 | 14 | 98 | 2 |
| Penn St. | 6 | 14 | 96 | 2.33 |
| Minnesota | 7 | 13 | 92 | 1.86 |
| Maryland | 7 | 13 | 84 | 1.86 |
| Wisconsin | 7 | 12 | 82 | 1.71 |
| Rutgers | 7 | 12 | 81 | 1.71 |
| UCLA | 7 | 10 | 62 | 1.43 |
| Southern California | 7 | 8 | 50 | 1.14 |

KICKOFF COVERAGE

| Team | G | No | Yards | Avg. | Ret. | TB | NetAvg |
|---------------------|---|----|-------|-------|------|----|--------|
| Iowa | 7 | 40 | 2558 | 63.95 | 260 | 24 | 38.63 |
| Michigan | 7 | 32 | 2049 | 64.03 | 63 | 22 | 40.06 |
| Indiana | 7 | 58 | 3548 | 61.17 | 413 | 21 | 49.1 |
| Wisconsin | 7 | 38 | 2447 | 64.39 | 95 | 29 | 34.18 |
| Northwestern | 7 | 32 | 2033 | 63.53 | 275 | 17 | 37.44 |
| Illinois | 7 | 39 | 2428 | 62.26 | 173 | 28 | 41.15 |
| UCLA | 7 | 28 | 1747 | 62.39 | 110 | 13 | 43.46 |
| Minnesota | 7 | 34 | 2187 | 64.32 | 76 | 29 | 37.12 |
| Penn St. | 6 | 39 | 2491 | 63.87 | 157 | 24 | 43.36 |
| Maryland | 7 | 40 | 2535 | 63.38 | 341 | 21 | 47.3 |
| Ohio St. | 6 | 45 | 2874 | 63.87 | 69 | 34 | 41.82 |
| Rutgers | 7 | 35 | 1999 | 57.11 | 151 | 14 | 44.51 |
| Nebraska | 7 | 34 | 2084 | 61.29 | 269 | 14 | 42.18 |
| Southern California | 7 | 42 | 2709 | 64.5 | 201 | 31 | 43.36 |
| Purdue | 7 | 27 | 1692 | 62.67 | 129 | 18 | 39.81 |
| Oregon | 7 | 46 | 2877 | 62.54 | 86 | 33 | 38.59 |
| Michigan St. | 7 | 36 | 2227 | 61.86 | 209 | 20 | 43.58 |
| Washington | 7 | 38 | 2358 | 62.05 | 513 | 15 | 46.68 |

SACKS AGAINST

| Team | G | No. | Yards | Avg/G |
|---------------------|---|-----|-------|-------|
| Ohio St. | 6 | 5 | 36 | 0.83 |
| Penn St. | 6 | 6 | 43 | 1 |
| Indiana | 7 | 7 | 44 | 1 |
| Wisconsin | 7 | 8 | 45 | 1.14 |
| Rutgers | 7 | 9 | 61 | 1.29 |
| Oregon | 7 | 9 | 77 | 1.29 |
| Northwestern | 7 | 9 | 55 | 1.29 |
| Iowa | 7 | 9 | 56 | 1.29 |
| Southern California | 7 | 10 | 59 | 1.43 |
| Michigan | 7 | 13 | 79 | 1.86 |
| Nebraska | 7 | 14 | 113 | 2 |
| Maryland | 7 | 14 | 130 | 2 |
| Washington | 7 | 15 | 96 | 2.14 |
| Minnesota | 7 | 17 | 106 | 2.43 |
| Michigan St. | 7 | 17 | 105 | 2.43 |
| Purdue | 7 | 18 | 135 | 2.57 |
| UCLA | 7 | 20 | 138 | 2.86 |
| Illinois | 7 | 20 | 118 | 2.86 |

RED ZONE OFFENSE

| Team | G | Scores | Pct. | TDs | (R-P) | FGs | TurnO |
|---------------------|---|---------|--------|-----|---------|--------|-------|
| Ohio St. | 6 | 26 - 26 | 100.00 | 24 | 14 - 10 | 2 - 2 | 0 |
| Indiana | 7 | 41 - 44 | 93.18 | 37 | 24 - 13 | 4 - 4 | 1 |
| Illinois | 7 | 27 - 29 | 93.10 | 19 | 8 - 11 | 8 - 9 | 1 |
| Southern California | 7 | 26 - 28 | 92.86 | 20 | 10 - 10 | 6 - 7 | 1 |
| Penn St. | 6 | 26 - 28 | 92.86 | 20 | 10 - 10 | 6 - 6 | 2 |
| Iowa | 7 | 19 - 21 | 90.48 | 14 | 9 - 5 | 5 - 5 | 1 |
| UCLA | 7 | 15 - 17 | 88.24 | 7 | 2 - 5 | 8 - 8 | 2 |
| Maryland | 7 | 25 - 29 | 86.21 | 19 | 10 - 9 | 6 - 6 | 4 |
| Oregon | 7 | 26 - 31 | 83.87 | 21 | 11 - 10 | 5 - 5 | 4 |
| Minnesota | 7 | 23 - 28 | 82.14 | 19 | 11 - 8 | 4 - 7 | 1 |
| Purdue | 7 | 17 - 21 | 80.95 | 13 | 6 - 7 | 4 - 6 | 2 |
| Wisconsin | 7 | 23 - 29 | 79.31 | 19 | 16 - 3 | 4 - 6 | 2 |
| Michigan | 7 | 11 - 14 | 78.57 | 9 | 5 - 4 | 2 - 3 | 1 |
| Northwestern | 7 | 17 - 22 | 77.27 | 11 | 8 - 3 | 6 - 8 | 3 |
| Rutgers | 7 | 25 - 33 | 75.76 | 22 | 15 - 7 | 3 - 5 | 5 |
| Washington | 7 | 21 - 28 | 75.00 | 14 | 5 - 9 | 7 - 11 | 3 |
| Michigan St. | 7 | 19 - 26 | 73.08 | 10 | 6 - 4 | 9 - 9 | 7 |
| Nebraska | 7 | 20 - 28 | 71.43 | 16 | 10 - 6 | 4 - 7 | 4 |



**2024-25 Big Ten Football
Extended Team Leaders
All games**

PENALTIES

| Team | G | No. | Yards | Avg/G |
|---------------------|---|-----|-------|-------|
| Iowa | 7 | 19 | 185 | 26.43 |
| Wisconsin | 7 | 28 | 188 | 26.86 |
| Rutgers | 7 | 27 | 214 | 30.57 |
| Minnesota | 7 | 35 | 264 | 37.71 |
| Northwestern | 7 | 37 | 295 | 42.14 |
| Oregon | 7 | 38 | 304 | 43.43 |
| Illinois | 7 | 41 | 321 | 45.86 |
| Ohio St. | 6 | 31 | 277 | 46.17 |
| Michigan | 7 | 35 | 349 | 49.86 |
| Southern California | 7 | 43 | 356 | 50.86 |
| Penn St. | 6 | 33 | 309 | 51.5 |
| Indiana | 7 | 39 | 371 | 53 |
| Nebraska | 7 | 53 | 451 | 64.43 |
| Maryland | 7 | 50 | 463 | 66.14 |
| Washington | 7 | 51 | 478 | 68.29 |
| Michigan St. | 7 | 50 | 482 | 68.86 |
| UCLA | 7 | 55 | 499 | 71.29 |
| Purdue | 7 | 51 | 501 | 71.57 |

RED ZONE DEFENSE

| Team | G | Scores | Pct. | TDs | (R-P) | FGs | TurnO |
|---------------------|---|---------|-------|-----|---------|-------|-------|
| Ohio St. | 6 | 7 - 10 | 70.00 | 5 | 2 - 3 | 2 - 2 | 3 |
| Rutgers | 7 | 15 - 21 | 71.43 | 13 | 9 - 4 | 2 - 6 | 2 |
| Northwestern | 7 | 21 - 29 | 72.41 | 14 | 6 - 8 | 7 - 9 | 5 |
| Michigan St. | 7 | 16 - 22 | 72.73 | 14 | 7 - 7 | 2 - 4 | 4 |
| Washington | 7 | 13 - 17 | 76.47 | 8 | 4 - 4 | 5 - 6 | 3 |
| Penn St. | 6 | 11 - 14 | 78.57 | 7 | 1 - 6 | 4 - 5 | 2 |
| Nebraska | 7 | 16 - 20 | 80.00 | 13 | 4 - 9 | 3 - 5 | 2 |
| Maryland | 7 | 20 - 25 | 80.00 | 14 | 9 - 5 | 6 - 7 | 3 |
| Indiana | 7 | 12 - 15 | 80.00 | 8 | 4 - 4 | 4 - 4 | 3 |
| Michigan | 7 | 22 - 27 | 81.48 | 15 | 5 - 10 | 7 - 8 | 4 |
| Wisconsin | 7 | 14 - 17 | 82.35 | 8 | 6 - 2 | 6 - 8 | 1 |
| Southern California | 7 | 20 - 24 | 83.33 | 14 | 9 - 5 | 6 - 7 | 3 |
| Minnesota | 7 | 12 - 14 | 85.71 | 8 | 7 - 1 | 4 - 4 | 1 |
| Illinois | 7 | 20 - 23 | 86.96 | 13 | 6 - 7 | 7 - 8 | 2 |
| Oregon | 7 | 16 - 18 | 88.89 | 11 | 8 - 3 | 5 - 6 | 1 |
| Purdue | 7 | 26 - 29 | 89.66 | 22 | 16 - 6 | 4 - 6 | 1 |
| UCLA | 7 | 27 - 29 | 93.10 | 21 | 11 - 10 | 6 - 6 | 1 |
| Iowa | 7 | 16 - 17 | 94.12 | 12 | 2 - 10 | 4 - 5 | 0 |

OPPONENT PENALTIES

| Team | G | No. | Yards | Avg/G |
|---------------------|---|-----|-------|-------|
| Nebraska | 7 | 51 | 534 | 76.29 |
| Minnesota | 7 | 42 | 417 | 59.57 |
| Illinois | 7 | 42 | 375 | 53.57 |
| Southern California | 7 | 43 | 373 | 53.29 |
| Oregon | 7 | 43 | 367 | 52.43 |
| Indiana | 7 | 45 | 365 | 52.14 |
| UCLA | 7 | 44 | 361 | 51.57 |
| Rutgers | 7 | 47 | 341 | 48.71 |
| Maryland | 7 | 38 | 338 | 48.29 |
| Wisconsin | 7 | 39 | 323 | 46.14 |
| Washington | 7 | 33 | 313 | 44.71 |
| Michigan St. | 7 | 37 | 303 | 43.29 |
| Purdue | 7 | 36 | 297 | 42.43 |
| Iowa | 7 | 35 | 257 | 36.71 |
| Penn St. | 6 | 25 | 208 | 34.67 |
| Michigan | 7 | 34 | 242 | 34.57 |
| Northwestern | 7 | 29 | 224 | 32 |
| Ohio St. | 6 | 21 | 138 | 23 |



**2024-25 Big Ten Football
Extended Team Leaders
All games**

TIME OF POSSESSION

| Team | G | Total possession | Avg/G |
|---------------------|---|------------------|-------|
| Michigan | 7 | 223:42 | 31:58 |
| Maryland | 7 | 223:30 | 31:56 |
| Wisconsin | 7 | 221:30 | 31:38 |
| Nebraska | 7 | 220:08 | 31:27 |
| Indiana | 7 | 219:44 | 31:23 |
| Ohio St. | 6 | 187:55 | 31:19 |
| Southern California | 7 | 218:57 | 31:17 |
| Washington | 7 | 218:36 | 31:14 |
| Penn St. | 6 | 187:22 | 31:14 |
| Michigan St. | 7 | 217:22 | 31:03 |
| Oregon | 7 | 217:05 | 31:01 |
| Minnesota | 7 | 214:25 | 30:38 |
| Rutgers | 7 | 213:20 | 30:29 |
| Illinois | 7 | 213:03 | 30:26 |
| UCLA | 7 | 205:33 | 29:22 |
| Iowa | 7 | 203:11 | 29:02 |
| Northwestern | 7 | 203:10 | 29:01 |
| Purdue | 7 | 188:19 | 26:54 |



2024-25 Big Ten Football Conference Active Individual Leaders All games

RUSHING (Minimum Games Played Pct. 75%, 10 Rushing Attempts/Game)

| # | Player | G | Att. | Yds | Avg. | TD | Lg | Avg/g |
|----|---------------------------|----|------|------|------|----|----|--------|
| 1 | Judkins, Quinshon - OSU | 32 | 616 | 3216 | 5.22 | 37 | 86 | 100.50 |
| 2 | Henderson, TreVeyon - OSU | 37 | 498 | 3169 | 6.36 | 36 | 75 | 85.65 |
| 3 | Johnson, Kaleb - Iowa | 30 | 400 | 2277 | 5.69 | 22 | 75 | 75.90 |
| 4 | Singleton, Nicholas - PSU | 31 | 390 | 2247 | 5.76 | 23 | 87 | 72.48 |
| 5 | Mockobee, Devin - Purdue | 32 | 448 | 2289 | 5.11 | 17 | 68 | 71.53 |
| 6 | Allen, Kaytron - PSU | 32 | 429 | 2192 | 5.11 | 19 | 59 | 68.50 |
| 7 | Lawton, Ty Son - IND | 46 | 659 | 3053 | 4.63 | 34 | 99 | 66.37 |
| 8 | Carter, Nate - MSU | 35 | 442 | 2075 | 4.69 | 9 | 60 | 59.29 |
| 9 | Hemby, Roman - MD | 36 | 425 | 2112 | 4.97 | 20 | 75 | 58.67 |
| 10 | Monangai, Kyle - RU | 48 | 567 | 2788 | 4.92 | 24 | 62 | 58.08 |

TOTAL OFFENSE (Minimum Games Played Pct. 75%)

| # | Player | G | Rush | Pass | Plays | Total | Yds/g |
|----|--------------------------|----|------|-------|-------|-------|--------|
| 1 | Gabriel, Dillon - Oregon | 57 | 1152 | 16945 | 2272 | 18097 | 317.49 |
| 2 | Rogers, Will - UW | 50 | -362 | 14135 | 2280 | 13773 | 275.46 |
| 3 | Brosmer, Max - MINN | 43 | 247 | 10157 | 1672 | 10404 | 241.95 |
| 4 | Maiava, Jayden - USC | 16 | 291 | 3151 | 439 | 3442 | 215.13 |
| 5 | Raiola, Dylan - Nebr | 7 | -89 | 1592 | 234 | 1503 | 214.71 |
| 6 | Schuster, Tommy - MSU | 49 | 168 | 9241 | 1470 | 9409 | 192.02 |
| 7 | Allar, Drew - PSU | 29 | 379 | 4467 | 717 | 4846 | 167.10 |
| 8 | Kaliakmanis, Athan - RU | 30 | 360 | 4121 | 752 | 4481 | 149.37 |
| 9 | Chiles, Aidan - MSU | 16 | 245 | 1777 | 290 | 2022 | 126.38 |
| 10 | Wright, Mike - NU | 41 | 1313 | 2874 | 749 | 4187 | 102.12 |

PASSING AVG/GAME (Minimum Games Played Pct. 75%)

| # | Player | G | Comp-att-int | Yds | TD | Avg/g |
|----|--------------------------|----|--------------|-------|-----|--------|
| 1 | Gabriel, Dillon - Oregon | 57 | 1224-1890-30 | 16945 | 140 | 297.28 |
| 2 | Rogers, Will - UW | 50 | 1454-2088-30 | 14135 | 107 | 282.70 |
| 3 | Brosmer, Max - MINN | 43 | 902-1434-29 | 10157 | 78 | 236.21 |
| 4 | Raiola, Dylan - Nebr | 7 | 141-213-6 | 1592 | 9 | 227.43 |
| 5 | Maiava, Jayden - USC | 16 | 232-364-10 | 3151 | 17 | 196.94 |
| 6 | Schuster, Tommy - MSU | 49 | 859-1273-23 | 9241 | 63 | 188.59 |
| 7 | Allar, Drew - PSU | 29 | 371-595-6 | 4467 | 40 | 154.03 |
| 8 | Kaliakmanis, Athan - RU | 30 | 320-600-18 | 4121 | 25 | 137.37 |
| 9 | Chiles, Aidan - MSU | 16 | 132-217-9 | 1777 | 10 | 111.06 |
| 10 | Garbers, Ethan - UCLA | 35 | 279-425-16 | 3219 | 23 | 91.97 |

SCORING (Minimum Games Played Pct. 75%)

| # | Player | G | TD | FG | XPT | 2XP | Pts | Pts/g |
|----|---------------------------|----|----|----|-----|-----|-----|-------|
| 1 | Smith, Jeremiah - OSU | 6 | 8 | 0 | 0 | 0 | 48 | 8.00 |
| 2 | Lynch, Denis - USC | 27 | 0 | 25 | 139 | 0 | 214 | 7.93 |
| 3 | Judkins, Quinshon - OSU | 32 | 40 | 0 | 0 | 1 | 242 | 7.56 |
| 4 | Vakos, Nathaniel - Wisc | 34 | 0 | 43 | 108 | 0 | 237 | 6.97 |
| 5 | Zvada, Dominic - Mich | 32 | 0 | 42 | 87 | 0 | 213 | 6.66 |
| 6 | Henderson, TreVeyon - OSU | 37 | 41 | 0 | 0 | 0 | 246 | 6.65 |
| 7 | Snyder, Austin - OSU | 31 | 0 | 30 | 108 | 0 | 198 | 6.39 |
| 8 | Glessner, Blake - UCLA | 43 | 0 | 46 | 133 | 0 | 271 | 6.30 |
| 9 | Van Zelst, Nate - Wisc | 11 | 0 | 11 | 35 | 0 | 68 | 6.18 |
| 10 | Patel, Jai - RU | 19 | 0 | 19 | 55 | 0 | 112 | 5.89 |

PASS EFFICIENCY (Minimum Games Played Pct. 75%, 15 Total Passes/Game)

| # | Player | G | Comp-att-int | Yds | TD | Eff. |
|---|--------------------------|----|--------------|-------|-----|--------|
| 1 | Gabriel, Dillon - Oregon | 57 | 1224-1890-30 | 16945 | 140 | 161.34 |
| 2 | Maiava, Jayden - USC | 16 | 232-364-10 | 3151 | 17 | 146.37 |
| 3 | Allar, Drew - PSU | 29 | 371-595-6 | 4467 | 40 | 145.58 |
| 4 | Schuster, Tommy - MSU | 49 | 859-1273-23 | 9241 | 63 | 141.17 |
| 5 | Rogers, Will - UW | 50 | 1454-2088-30 | 14135 | 107 | 140.54 |
| 6 | Raiola, Dylan - Nebr | 7 | 141-213-6 | 1592 | 9 | 137.29 |
| 7 | Brosmer, Max - MINN | 43 | 902-1434-29 | 10157 | 78 | 136.30 |
| 8 | Kaliakmanis, Athan - RU | 30 | 320-600-18 | 4121 | 25 | 118.78 |

SCORING (TDs) (Minimum Games Played Pct. 75%, 1 Touchdowns)

| # | Player | G | Run | Rec | Ret | Pts | Avg/g |
|----|----------------------------|----|-----|-----|-----|-----|-------|
| 1 | Smith, Jeremiah - OSU | 6 | 1 | 7 | 0 | 48 | 8.00 |
| 2 | Judkins, Quinshon - OSU | 32 | 37 | 3 | 0 | 242 | 7.56 |
| 3 | Henderson, TreVeyon - OSU | 37 | 36 | 5 | 0 | 246 | 6.65 |
| 4 | Singleton, Nicholas - PSU | 31 | 23 | 6 | 0 | 182 | 5.87 |
| 5 | James, Jordan - Oregon | 31 | 24 | 1 | 0 | 150 | 4.84 |
| 6 | Sarratt, Elijah - IND | 32 | 1 | 24 | 0 | 154 | 4.81 |
| 7 | Lawton, Ty Son - IND | 46 | 34 | 2 | 0 | 216 | 4.70 |
| 8 | Johnson, Kaleb - Iowa | 30 | 22 | 1 | 0 | 138 | 4.60 |
| 9 | Wood, Donovan - USC | 27 | 0 | 19 | 0 | 114 | 4.22 |
| 10 | Franklin, Zakhari - Illini | 57 | 0 | 39 | 0 | 238 | 4.18 |

RECEPTIONS/GAME (Minimum Games Played Pct. 75%)

| # | Player | G | No. | Yds | TD | Lg | Yds/g | Rec/g |
|----|----------------------------|----|-----|------|----|----|-------|-------|
| 1 | Smith, Jeremiah - OSU | 6 | 32 | 553 | 7 | 70 | 92.17 | 5.33 |
| 2 | Franklin, Zakhari - Illini | 57 | 296 | 3758 | 39 | 75 | 65.93 | 5.19 |
| 3 | Johnson, Tez - Oregon | 57 | 284 | 3527 | 25 | 77 | 61.88 | 4.98 |
| 4 | Sarratt, Elijah - IND | 32 | 156 | 2468 | 24 | 71 | 77.13 | 4.88 |
| 5 | Wood, Donovan - USC | 27 | 131 | 2240 | 19 | 42 | 82.96 | 4.85 |
| 6 | Miller, Dymere - RU | 40 | 194 | 2736 | 18 | 75 | 68.40 | 4.85 |
| 7 | Stewart, Evan - Oregon | 25 | 118 | 1590 | 9 | 69 | 63.60 | 4.72 |
| 8 | Marks, Woody - USC | 52 | 239 | 1411 | 5 | 33 | 27.13 | 4.60 |
| 9 | Egbuka, Emeka - OSU | 39 | 164 | 2383 | 20 | 85 | 61.10 | 4.21 |
| 10 | Hunter, Jeremiah - UW | 40 | 164 | 2321 | 14 | 58 | 58.03 | 4.10 |

SCORING (KICK) (Minimum Games Played Pct. 75%)

| # | Player | G | PAT | FG | Pts | Avg/g |
|----|-------------------------|----|---------|-------|-----|-------|
| 1 | Lynch, Denis - USC | 27 | 139-140 | 25-36 | 214 | 7.93 |
| 2 | Vakos, Nathaniel - Wisc | 34 | 108-109 | 43-56 | 237 | 6.97 |
| 3 | Zvada, Dominic - Mich | 32 | 87-89 | 42-49 | 213 | 6.66 |
| 4 | Snyder, Austin - OSU | 31 | 108-114 | 30-39 | 198 | 6.39 |
| 5 | Glessner, Blake - UCLA | 43 | 133-138 | 46-63 | 271 | 6.30 |
| 6 | Van Zelst, Nate - Wisc | 11 | 35-35 | 11-14 | 68 | 6.18 |
| 7 | Patel, Jai - RU | 19 | 55-56 | 19-26 | 112 | 5.89 |
| 8 | Stevens, Drew - Iowa | 34 | 64-65 | 44-56 | 196 | 5.76 |
| 9 | Bhaghani, Mateen - UCLA | 17 | 40-40 | 18-21 | 94 | 5.53 |
| 10 | Lantz, Michael - USC | 47 | 124-127 | 41-55 | 247 | 5.26 |

RECEIVE YDS/GAME (Minimum Games Played Pct. 75%)

| # | Player | G | No. | Yds | TD | Long | Avg/c | Yds/g |
|----|----------------------------|----|-----|------|----|------|-------|-------|
| 1 | Smith, Jeremiah - OSU | 6 | 32 | 553 | 7 | 70 | 17.28 | 92.17 |
| 2 | Wood, Donovan - USC | 27 | 131 | 2240 | 19 | 42 | 17.10 | 82.96 |
| 3 | Sarratt, Elijah - IND | 32 | 156 | 2468 | 24 | 71 | 15.82 | 77.13 |
| 4 | Marsh, Nick - MSU | 6 | 24 | 433 | 1 | 77 | 18.04 | 72.17 |
| 5 | Miller, Dymere - RU | 40 | 194 | 2736 | 18 | 75 | 14.10 | 68.40 |
| 6 | Franklin, Zakhari - Illini | 57 | 296 | 3758 | 39 | 75 | 12.70 | 65.93 |
| 7 | Stewart, Evan - Oregon | 25 | 118 | 1590 | 9 | 69 | 13.47 | 63.60 |
| 8 | Johnson, Tez - Oregon | 57 | 284 | 3527 | 25 | 77 | 12.42 | 61.88 |
| 9 | Egbuka, Emeka - OSU | 39 | 164 | 2383 | 20 | 85 | 14.53 | 61.10 |
| 10 | Hunter, Jeremiah - UW | 40 | 164 | 2321 | 14 | 58 | 14.15 | 58.03 |

PUNT RETURN AVG (Minimum Games Played Pct. 75%)

| # | Player | G | No. | Yds | TD | Long | Avg. |
|---|------------------------|----|-----|-----|----|------|-------|
| 1 | Mullings, Kalel - Mich | 51 | 1 | 22 | 0 | 22 | 22.00 |
| 2 | Downs, Caleb - OSU | 20 | 4 | 87 | 1 | 85 | 21.75 |
| 3 | Kaho, Ale - UCLA | 57 | 2 | 42 | 1 | 0 | 21.00 |

KICK RETURN AVG (Minimum Games Played Pct. 75%)

| # | Player | G | No. | Yds | TD | Long | Avg. |
|---|----------------------------|----|-----|-----|----|------|-------|
| 1 | Egbuka, Emeka - OSU | 39 | 21 | 605 | 0 | 67 | 28.81 |
| 2 | Whittington, Noah - Oregon | 48 | 8 | 230 | 0 | 100 | 28.75 |
| 3 | Johnson, Kaleb - Iowa | 30 | 15 | 402 | 0 | 54 | 26.80 |



**2024-25 Big Ten Football
Conference Active Individual Leaders
All games**

ALL PURPOSE (Minimum Games Played Pct. 75%)

| # | Player | G | Rush | Rcv | PR | KR | Yds | Avg/g |
|----|----------------------------|----|------|------|-----|------|------|--------|
| 1 | Marks, Woody - USC | 52 | 2544 | 1411 | 0 | 231 | 4186 | 80.50 |
| 2 | Johnson, Tez - Oregon | 57 | 51 | 3527 | 498 | 12 | 4088 | 71.72 |
| 3 | Henderson, TreVeyon - OSU | 37 | 3169 | 592 | 0 | 19 | 3780 | 102.16 |
| 4 | Franklin, Zakhari - Illini | 57 | 8 | 3758 | 0 | 0 | 3766 | 66.07 |
| 5 | Judkins, Quinshon - OSU | 32 | 3216 | 348 | 0 | 0 | 3564 | 111.38 |
| 6 | Singleton, Nicholas - PSU | 31 | 2247 | 506 | 0 | 760 | 3513 | 113.32 |
| 7 | Jackson, Giles - UW | 57 | 177 | 1372 | 181 | 1730 | 3460 | 60.70 |
| 8 | Lawton, Ty Son - IND | 46 | 3053 | 352 | 0 | 31 | 3436 | 74.70 |
| 9 | Egbuka, Emeka - OSU | 39 | 132 | 2383 | 98 | 605 | 3218 | 82.51 |
| 10 | Monangai, Kyle - RU | 48 | 2788 | 212 | 0 | 0 | 3000 | 62.50 |

PUNTING (Minimum Games Played Pct. 75%, 3.6 Punts/Game)

| # | Player | G | No. | Yds | Lg | 120 | 50+ | TB | Avg. |
|----|---------------------------|----|-----|------|----|-----|-----|----|-------|
| 1 | Thompson, Riley - PSU | 31 | 127 | 5739 | 71 | 49 | 31 | 6 | 45.19 |
| 2 | Czaplicki, Eddie - USC | 45 | 163 | 7352 | 75 | 60 | 50 | 12 | 45.10 |
| 3 | Dakin, Rhys - Iowa | 7 | 34 | 1523 | 61 | 16 | 9 | 4 | 44.79 |
| 4 | Buschini, Brian - Nebr | 46 | 221 | 9728 | 74 | 77 | 61 | 12 | 44.02 |
| 5 | Evans, James - IND | 43 | 212 | 9299 | 70 | 60 | 61 | 12 | 43.86 |
| 6 | Venneri, Anthony - OSU | 22 | 94 | 4091 | 64 | 26 | 24 | 9 | 43.52 |
| 7 | Anderson, Jakob - RU | 7 | 30 | 1293 | 61 | 11 | 5 | 4 | 43.10 |
| 8 | Bertrams, Atticus - Wisc | 20 | 91 | 3873 | 74 | 39 | 15 | 6 | 42.56 |
| 9 | Crimmins, Keelan - Purdue | 19 | 85 | 3602 | 64 | 20 | 11 | 2 | 42.38 |
| 10 | Crawford, Mark - MINN | 51 | 204 | 8483 | 60 | 80 | 26 | 8 | 41.58 |

FIELD GOALS (Minimum Games Played Pct. 75%)

| # | Player | G | Made | Att. | Long | Pct. | Avg. |
|---|-------------------------|----|------|------|------|------|------|
| 1 | Zvada, Dominic - Mich | 32 | 42 | 49 | 56 | 0.86 | 1.31 |
| 2 | Stevens, Drew - Iowa | 34 | 44 | 56 | 54 | 0.79 | 1.29 |
| 3 | Vakos, Nathaniel - Wisc | 34 | 43 | 56 | 55 | 0.77 | 1.26 |
| 4 | Glessner, Blake - UCLA | 43 | 46 | 63 | 54 | 0.73 | 1.07 |
| 5 | Bhaghani, Mateen - UCLA | 17 | 18 | 21 | 54 | 0.86 | 1.06 |
| 6 | Patel, Jai - RU | 19 | 19 | 26 | 51 | 0.73 | 1.00 |
| 7 | Van Zelst, Nate - Wisc | 11 | 11 | 14 | 47 | 0.79 | 1.00 |
| 8 | Snyder, Austin - OSU | 31 | 30 | 39 | 51 | 0.77 | 0.97 |
| 9 | Lynch, Denis - USC | 27 | 25 | 36 | 53 | 0.69 | 0.93 |

FIELD GOAL PCT (Minimum Games Played Pct. 75%)

| # | Player | G | Made | Att. | Long | Pct. |
|---|-------------------------|----|------|------|------|------|
| 1 | Bhaghani, Mateen - UCLA | 17 | 18 | 21 | 54 | 0.86 |
| 2 | Zvada, Dominic - Mich | 32 | 42 | 49 | 56 | 0.86 |
| 3 | Meyer, Chase - PSU | 20 | 17 | 20 | 47 | 0.85 |
| 4 | Fielding, Jayden - OSU | 32 | 19 | 23 | 47 | 0.83 |
| 5 | Kim, Jonathan - MSU | 55 | 28 | 35 | 58 | 0.80 |
| 6 | Olano, David - Illini | 16 | 12 | 15 | 50 | 0.80 |
| 7 | Van Zelst, Nate - Wisc | 11 | 11 | 14 | 47 | 0.79 |
| 8 | Stevens, Drew - Iowa | 34 | 44 | 56 | 54 | 0.79 |
| 9 | Smith, Gianni - Wisc | 31 | 18 | 23 | 55 | 0.78 |

PAT KICKING PCT (Minimum Games Played Pct. 75%)

| # | Player | G | Made | Att. | Pct. |
|---|--------------------------|----|------|------|------|
| 1 | Alvano, Tristan - Nebr | 15 | 39 | 39 | 1.00 |
| 2 | Hohl, John - Nebr | 7 | 11 | 11 | 1.00 |
| 3 | Porath, Spencer - Purdue | 7 | 15 | 15 | 1.00 |
| 4 | Akers, Luke - NU | 42 | 4 | 4 | 1.00 |
| 5 | Olano, David - Illini | 16 | 22 | 22 | 1.00 |
| 6 | Kesich, Dragan - MINN | 50 | 49 | 49 | 1.00 |
| 7 | Bhaghani, Mateen - UCLA | 17 | 40 | 40 | 1.00 |
| 8 | Van Zelst, Nate - Wisc | 11 | 35 | 35 | 1.00 |
| 9 | Gross, Grady - UW | 34 | 80 | 80 | 1.00 |



**2024-25 Big Ten Football
Conference Active Individual Leaders
All games**

TACKLES (All positions) (Minimum Games Played Pct. 75%)

| # | Player | G | Pos | Solo | Ast | Total | Avg/g |
|----|---------------------------------|----|-----|------|-----|-------|-------|
| 1 | Thieneman, Dillon - Purdue | 19 | DB | 109 | 51 | 160 | 8.42 |
| 2 | Jackson, Nick - Iowa | 67 | LB | 233 | 281 | 514 | 7.67 |
| 3 | Haladay, Cal - MSU | 48 | LB | 143 | 198 | 341 | 7.10 |
| 4 | Downs, Caleb - OSU | 20 | DB | 85 | 48 | 133 | 6.65 |
| 5 | Fisher, Aiden - IND | 30 | LB | 77 | 102 | 179 | 5.97 |
| 6 | Mueller, Xander - NU | 44 | LB | 139 | 120 | 259 | 5.89 |
| 7 | Parham, Bryun - UW | 36 | LB | 112 | 98 | 210 | 5.83 |
| 8 | Higgins, Jay - Iowa | 52 | LB | 131 | 162 | 293 | 5.63 |
| 9 | Jones Jr., Terry - IND | 47 | S | 90 | 164 | 254 | 5.40 |
| 10 | Grose, Angelo - MSU | 47 | DB | 152 | 102 | 254 | 5.40 |
| 11 | Turner, Devin - NU | 27 | DB | 84 | 60 | 144 | 5.33 |
| 12 | Bruener, Carson - UW | 46 | LB | 145 | 100 | 245 | 5.33 |
| 13 | Oladejo, Oluwafemi - UCLA | 41 | LB | 103 | 114 | 217 | 5.29 |
| 14 | Wohler, Hunter - Wisc | 39 | S | 124 | 71 | 195 | 5.00 |
| 15 | Savage, Kobe - Oregon | 29 | S | 96 | 48 | 144 | 4.97 |
| 16 | Gentry, Eric - USC | 39 | LB | 124 | 68 | 192 | 4.92 |
| 17 | Mascarenas-Arnold, Easton - USC | 44 | LB | 106 | 109 | 215 | 4.89 |
| 18 | Robinson, Ethan - MINN | 38 | DB | 144 | 41 | 185 | 4.87 |
| 19 | Turner, Jordan - MSU | 37 | LB | 96 | 82 | 178 | 4.81 |
| 20 | Cobb, Mason - USC | 48 | LB | 129 | 101 | 230 | 4.79 |
| 21 | Walker, Jailin - IND | 38 | LB | 90 | 92 | 182 | 4.79 |
| 22 | Johnson, Tysheem - Oregon | 47 | DB | 104 | 120 | 224 | 4.77 |
| 23 | Igbinosun, Desmond - RU | 37 | DB | 91 | 85 | 176 | 4.76 |
| 24 | Thomas, Jaheim - Wisc | 48 | LB | 91 | 137 | 228 | 4.75 |
| 25 | Broussard, Cameron - UW | 41 | DB | 98 | 92 | 190 | 4.63 |
| 26 | Henderson, Jack - MINN | 53 | DB | 142 | 100 | 242 | 4.57 |
| 27 | Toure, Mohamed - RU | 37 | LB | 80 | 87 | 167 | 4.51 |
| 28 | Asbury II, Shawn - IND | 37 | DB | 69 | 98 | 167 | 4.51 |
| 29 | Hyppolite II, Ruben - MD | 45 | LB | 120 | 83 | 203 | 4.51 |
| 30 | Thompson, Stefon - Nebr | 42 | LB | 104 | 85 | 189 | 4.50 |
| 31 | Hall, Jordan - MSU | 18 | LB | 38 | 43 | 81 | 4.50 |
| 32 | Spencer, Malik - MSU | 24 | S | 60 | 47 | 107 | 4.46 |
| 33 | Powell, Tyreem - RU | 37 | LB | 78 | 86 | 164 | 4.43 |
| 34 | Barham, Jaishawn - Mich | 30 | LB | 77 | 55 | 132 | 4.40 |
| 35 | Ponds, D'Angelo - IND | 20 | CB | 56 | 30 | 86 | 4.30 |
| 36 | Hausmann, Ernest - Mich | 34 | LB | 83 | 62 | 145 | 4.26 |
| 37 | Bassa, Jeffrey - Oregon | 48 | LB | 110 | 94 | 204 | 4.25 |
| 38 | Taylor, Noah - NU | 36 | LB | 75 | 78 | 153 | 4.25 |
| 39 | Schuermann, Luke - UCLA | 42 | DL | 97 | 77 | 174 | 4.14 |
| 40 | Carter, Abdul - PSU | 32 | LB | 76 | 55 | 131 | 4.09 |
| 41 | Gifford, Isaac - Nebr | 51 | DB | 110 | 97 | 207 | 4.06 |
| 42 | Smith, Jaylin - USC | 39 | CB | 117 | 40 | 157 | 4.03 |
| 43 | Pius, John - Wisc | 45 | LB | 90 | 89 | 179 | 3.98 |
| 44 | Hall, Aamir - Mich | 45 | DB | 108 | 70 | 178 | 3.96 |
| 45 | Rosiek, Dylan - Illini | 35 | LB | 77 | 60 | 137 | 3.91 |
| 46 | Ransom, Lathan - OSU | 47 | S | 116 | 65 | 181 | 3.85 |
| 47 | Moore, Rod - Mich | 37 | DB | 90 | 51 | 141 | 3.81 |
| 48 | Ojata, Jireh - Purdue | 43 | DE | 93 | 70 | 163 | 3.79 |
| 49 | Walker, Wesley - Mich | 51 | DB | 116 | 75 | 191 | 3.75 |
| 50 | Jenkins, Kydran - Purdue | 47 | LB | 121 | 55 | 176 | 3.74 |

SACKS (Minimum Games Played Pct. 75%)

| # | Player | G | Pos | Solo | Ast | Total | Avg/g |
|----|-----------------------------|----|-----|------|-----|-------|-------|
| 1 | Durfee, Zach - UW | 16 | LB | 13 | 2 | 14 | 0.88 |
| 2 | Schuermann, Luke - UCLA | 42 | DL | 30 | 9 | 34.5 | 0.82 |
| 3 | Ojata, Jireh - Purdue | 43 | DE | 25 | 13 | 31.5 | 0.73 |
| 4 | Kamara, Mikail - IND | 30 | DL | 19 | 3 | 20.5 | 0.68 |
| 5 | Stewart, Josaiah - Mich | 46 | DE | 24 | 6 | 27 | 0.59 |
| 6 | Pius, John - Wisc | 45 | LB | 21 | 10 | 26 | 0.58 |
| 7 | Saka, Anto - NU | 17 | DL | 7 | 2 | 8 | 0.47 |
| 8 | Carter, Abdul - PSU | 32 | LB | 14 | 2 | 15 | 0.47 |
| 9 | Jenkins, Kydran - Purdue | 47 | LB | 19 | 5 | 21.5 | 0.46 |
| 10 | Jacas, Gabe - Illini | 32 | LB | 12 | 3 | 13.5 | 0.42 |
| 11 | Hagarty, Richie - NU | 34 | DL | 12 | 3 | 13.5 | 0.40 |
| 12 | Uiagalelei, Matayo - Oregon | 20 | DE | 7 | 1 | 7.5 | 0.38 |
| 13 | Sawyer, Jack - OSU | 44 | DE | 15 | 3 | 16.5 | 0.38 |
| 14 | Toure, Mohamed - RU | 37 | LB | 12 | 3 | 13.5 | 0.36 |
| 15 | Valdez, Sebastian - UW | 46 | DL | 13 | 7 | 16.5 | 0.36 |
| 16 | Hunt, Gentle - Illini | 33 | DL | 11 | 1 | 11.5 | 0.35 |
| 17 | Hubbard, Aidan - NU | 31 | DL | 10 | 0 | 10 | 0.32 |
| 18 | Graves, Aaron - Iowa | 33 | DL | 9 | 3 | 10.5 | 0.32 |
| 19 | Caldwell, Jamaree - Oregon | 27 | DL | 7 | 3 | 8.5 | 0.31 |
| 20 | Tuimoloau, JT - OSU | 45 | DL | 11 | 6 | 14 | 0.31 |

TACKLES FOR LOSS (Minimum Games Played Pct. 75%, 1.25 Total

Tackles For Loss/Game)

| # | Player | G | Pos | Solo | Ast | Total | Avg/g |
|---|-------------------------|----|-----|------|-----|-------|-------|
| 1 | Schuermann, Luke - UCLA | 42 | DL | 49 | 27 | 62.5 | 1.49 |



**2024-25 Big Ten Football
Conference Active Individual Leaders
All games**

FUMBLES FORCED (Minimum Games Played Pct. 75%)

| # | Player | G | No. | Avg/g |
|----|---------------------------|----|-----|-------|
| 1 | Kamara, Mikail - IND | 30 | 7 | 0.23 |
| 2 | Rosiek, Dylan - Illini | 35 | 6 | 0.17 |
| 3 | Landino, Mario - IND | 6 | 1 | 0.17 |
| 4 | McGahee IV, Willis - Nebr | 6 | 1 | 0.17 |
| 5 | Stephens II, Desman - USC | 6 | 1 | 0.17 |
| 6 | Ojata, Jireh - Purdue | 43 | 7 | 0.16 |
| 7 | Perich, Koi - MINN | 7 | 1 | 0.14 |
| 8 | Hardy, Rolijah - IND | 7 | 1 | 0.14 |
| 9 | Grant, Tarrion - Purdue | 7 | 1 | 0.14 |
| 10 | Walker, Jailin - IND | 38 | 5 | 0.13 |

FUMBLES RECOVERED (Minimum Games Played Pct. 75%)

| # | Player | G | No. | Avg/g |
|----|---------------------------|----|-----|-------|
| 1 | Saleapaga, Roger - Oregon | 7 | 1 | 0.14 |
| 2 | Bailey, Wesley - RU | 36 | 4 | 0.11 |
| 3 | Brown, Donnell - MD | 46 | 5 | 0.11 |
| 4 | Curtis, Tackett - Wisc | 19 | 2 | 0.11 |
| 5 | Ponds, D'Angelo - IND | 20 | 2 | 0.10 |
| 6 | Walley, Justin - MINN | 44 | 4 | 0.09 |
| 7 | Hills, Elijah - Wisc | 44 | 4 | 0.09 |
| 8 | Henderson, Ramon - UCLA | 48 | 4 | 0.08 |
| 9 | Haladay, Cal - MSU | 48 | 4 | 0.08 |
| 10 | Higgins, Jay - Iowa | 52 | 4 | 0.08 |

PASSES DEFENDED (Minimum Games Played Pct. 75%)

| # | Player | G | Brup | Int. | Total | Avg/g |
|----|-----------------------------|----|------|------|-------|-------|
| 1 | Ponds, D'Angelo - IND | 20 | 18 | 2 | 20 | 1.00 |
| 2 | Hall, Aamir - Mich | 45 | 34 | 7 | 41 | 0.91 |
| 3 | Hill, Blye - Nebr | 9 | 6 | 2 | 8 | 0.89 |
| 4 | Robinson, Ethan - MINN | 38 | 22 | 7 | 29 | 0.76 |
| 5 | Alexander, Kam - Oregon | 50 | 31 | 6 | 37 | 0.74 |
| 6 | Muhammad, Jabbar - Oregon | 53 | 35 | 4 | 39 | 0.74 |
| 7 | Burke, Denzel - OSU | 41 | 26 | 4 | 30 | 0.73 |
| 8 | Longerbeam, Robert - RU | 47 | 29 | 4 | 33 | 0.70 |
| 9 | Dixon, Thaddeus - UW | 21 | 12 | 2 | 14 | 0.67 |
| 10 | Walley, Justin - MINN | 44 | 22 | 6 | 28 | 0.64 |
| 11 | Scott, Xavier - Illini | 30 | 14 | 5 | 19 | 0.63 |
| 12 | Johnson, Will - Mich | 32 | 10 | 9 | 19 | 0.59 |
| 13 | Fourqurean, Nyzier - Wisc | 43 | 21 | 4 | 25 | 0.58 |
| 14 | Thieneman, Dillon - Purdue | 19 | 5 | 6 | 11 | 0.58 |
| 15 | Johnson, Theran - NU | 33 | 17 | 2 | 19 | 0.58 |
| 16 | Perich, Koi - MINN | 7 | 0 | 4 | 4 | 0.57 |
| 17 | Hartzog Jr., Malcolm - Nebr | 31 | 11 | 6 | 17 | 0.55 |
| 18 | Reed, Nikko - Oregon | 42 | 17 | 4 | 21 | 0.50 |
| 19 | Huskey, Jalen - MD | 28 | 7 | 7 | 14 | 0.50 |
| 20 | Grose, Angelo - MSU | 47 | 19 | 4 | 23 | 0.49 |

INTERCEPTIONS (Minimum Games Played Pct. 75%)

| # | Player | G | No. | Yds | TD | Long | Avg/g |
|----|-----------------------------|----|-----|-----|----|------|-------|
| 1 | Perich, Koi - MINN | 7 | 4 | 18 | 0 | 16 | 0.57 |
| 2 | Thieneman, Dillon - Purdue | 19 | 6 | 58 | 0 | 32 | 0.32 |
| 3 | Hardy, Rolijah - IND | 7 | 2 | 18 | 1 | 12 | 0.29 |
| 4 | Johnson, Will - Mich | 32 | 9 | 237 | 3 | 86 | 0.28 |
| 5 | Huskey, Jalen - MD | 28 | 7 | 79 | 0 | 37 | 0.25 |
| 6 | Hill, Blye - Nebr | 9 | 2 | 0 | 0 | 0 | 0.22 |
| 7 | Savage, Kobe - Oregon | 29 | 6 | 10 | 0 | 7 | 0.21 |
| 8 | Hartzog Jr., Malcolm - Nebr | 31 | 6 | 64 | 0 | 26 | 0.19 |
| 9 | Robinson, Ethan - MINN | 38 | 7 | 17 | 0 | 6 | 0.18 |
| 10 | Henderson, Jack - MINN | 53 | 9 | 123 | 3 | 37 | 0.17 |



2024-25 Big Ten Football
Standings
In Conference games

| Team | Overall | Pct. | Conference | Pct. | PF | PA | Home | Away | Neut. | Streak |
|---------------------|---------|-------|------------|-------|-----|-----|------|------|-------|--------|
| Indiana | 4-0 | 1.000 | 4-0 | 1.000 | 181 | 72 | 2-0 | 2-0 | 0-0 | W 4 |
| Penn St. | 3-0 | 1.000 | 3-0 | 1.000 | 81 | 48 | 2-0 | 1-0 | 0-0 | W 3 |
| Oregon | 4-0 | 1.000 | 4-0 | 1.000 | 132 | 54 | 2-0 | 2-0 | 0-0 | W 4 |
| Wisconsin | 3-1 | .750 | 3-1 | .750 | 138 | 54 | 1-0 | 2-1 | 0-0 | W 3 |
| Illinois | 3-1 | .750 | 3-1 | .750 | 109 | 101 | 2-0 | 1-1 | 0-0 | W 2 |
| Ohio St. | 2-1 | .667 | 2-1 | .667 | 104 | 46 | 1-0 | 1-1 | 0-0 | L 1 |
| Michigan St. | 2-2 | .500 | 2-2 | .500 | 76 | 113 | 1-1 | 1-1 | 0-0 | W 1 |
| Washington | 2-2 | .500 | 2-2 | .500 | 85 | 83 | 2-0 | 0-2 | 0-0 | L 1 |
| Michigan | 2-2 | .500 | 2-2 | .500 | 78 | 96 | 2-0 | 0-2 | 0-0 | L 2 |
| Minnesota | 2-2 | .500 | 2-2 | .500 | 83 | 92 | 1-1 | 1-1 | 0-0 | W 2 |
| Iowa | 2-2 | .500 | 2-2 | .500 | 98 | 97 | 1-0 | 1-2 | 0-0 | L 1 |
| Nebraska | 2-2 | .500 | 2-2 | .500 | 73 | 104 | 1-1 | 1-1 | 0-0 | L 1 |
| Northwestern | 1-3 | .250 | 1-3 | .250 | 69 | 98 | 0-2 | 1-1 | 0-0 | L 1 |
| Maryland | 1-3 | .250 | 1-3 | .250 | 91 | 134 | 1-2 | 0-1 | 0-0 | W 1 |
| Rutgers | 1-3 | .250 | 1-3 | .250 | 67 | 109 | 1-2 | 0-1 | 0-0 | L 3 |
| UCLA | 1-4 | .200 | 1-4 | .200 | 89 | 156 | 0-3 | 1-1 | 0-0 | W 1 |
| Southern California | 1-4 | .200 | 1-4 | .200 | 137 | 134 | 1-1 | 0-3 | 0-0 | L 3 |
| Purdue | 0-4 | .000 | 0-4 | .000 | 65 | 165 | 0-2 | 0-2 | 0-0 | L 4 |



**2024-25 Big Ten Football
Team Highs
In Conference games**

| | | |
|---------------------------------|------|--|
| POINTS | 56 | Indiana vs Nebraska (10/19/2024) |
| POINTS SCORED KICKING | 20 | Michigan St. vs Iowa (10/19/2024) |
| TOUCHDOWNS | 8 | Indiana vs Nebraska (10/19/2024) |
| TOTAL OFFENSE YARDS | 589 | Wisconsin vs Purdue (10/05/2024) |
| TOTAL OFFENSE PLAYS | 85 | Maryland vs Northwestern (10/11/2024) |
| TOTAL OFFENSE YARDS/PLAY | 9.2 | Purdue at Illinois (10/12/2024) |
| RUSHING YARDS | 309 | Wisconsin at Rutgers (10/12/2024) |
| RUSHING ATTEMPTS | 47 | Wisconsin at Rutgers (10/12/2024) |
| YARDS PER RUSH | 7.9 | Southern California vs Penn St. (10/12/2024) |
| RUSHING TDS | 5 | Indiana vs Nebraska (10/19/2024) |
| | 5 | Wisconsin at Rutgers (10/12/2024) |
| LONGEST RUSH | 75 | Iowa at Michigan St. (10/19/2024) |
| | 75 | Southern California vs Penn St. (10/12/2024) |
| | 75 | Maryland at Indiana (09/28/2024) |
| PASSING YARDS | 400 | Penn St. at Southern California (10/12/2024) |
| PASSING ATTEMPTS | 52 | Maryland vs Northwestern (10/11/2024) |
| | 52 | Southern California at Michigan (09/21/2024) |
| PASSING TDS | 4 | UCLA at Rutgers (10/19/2024) |
| | 4 | Ohio St. vs Iowa (10/05/2024) |
| | 4 | Illinois at Nebraska (09/20/2024) |
| | 4 | Indiana at UCLA (09/14/2024) |
| LONGEST PASS | 77 | Michigan St. at Maryland (09/07/2024) |
| PASSES COMPLETED | 39 | Maryland vs Southern California (10/19/2024) |
| HAD INTERCEPTED | 3 | Nebraska at Indiana (10/19/2024) |
| | 3 | UCLA vs Minnesota (10/12/2024) |
| | 3 | Penn St. at Southern California (10/12/2024) |
| PASS COMPLETION PCT | 84.2 | UCLA at Rutgers (10/19/2024) |
| PASSING YARDS/ATTEMPT | 11.6 | Oregon at Purdue (10/18/2024) |
| YARDS PER CATCH | 20.3 | Northwestern at Maryland (10/11/2024) |
| FIELD GOAL ATTEMPTS | 7 | Michigan St. vs Iowa (10/19/2024) |
| FIELD GOALS MADE | 6 | Michigan St. vs Iowa (10/19/2024) |
| LONGEST FIELD GOAL | 55 | Michigan St. vs Iowa (10/19/2024) |



2024-25 Big Ten Football
Team Highs
In Conference games

| | | |
|----------------------------|---------------------------------------|---|
| FIELD GOAL PCT | 100.0 | Rutgers vs UCLA (10/19/2024) |
| | 100.0 | UCLA vs Minnesota (10/12/2024) |
| | 100.0 | Ohio St. at Oregon (10/12/2024) |
| | 100.0 | Purdue at Illinois (10/12/2024) |
| | 100.0 | Illinois vs Purdue (10/12/2024) |
| | 100.0 | Penn St. at Southern California (10/12/2024) |
| | 100.0 | Iowa vs Washington (10/12/2024) |
| | 100.0 | Northwestern at Maryland (10/11/2024) |
| | 100.0 | Minnesota vs Southern California (10/05/2024) |
| | 100.0 | Michigan at Washington (10/05/2024) |
| | 100.0 | Northwestern vs Indiana (10/05/2024) |
| | 100.0 | Indiana at Northwestern (10/05/2024) |
| | 100.0 | UCLA at Penn St. (10/05/2024) |
| | 100.0 | Penn St. vs UCLA (10/05/2024) |
| | 100.0 | Purdue at Wisconsin (10/05/2024) |
| | 100.0 | Wisconsin vs Purdue (10/05/2024) |
| | 100.0 | Michigan St. at Oregon (10/04/2024) |
| | 100.0 | Oregon vs Michigan St. (10/04/2024) |
| | 100.0 | Oregon at UCLA (09/28/2024) |
| | 100.0 | UCLA vs Oregon (09/28/2024) |
| | 100.0 | Ohio St. at Michigan St. (09/28/2024) |
| | 100.0 | Southern California vs Wisconsin (09/28/2024) |
| | 100.0 | Michigan vs Minnesota (09/28/2024) |
| | 100.0 | Iowa at Minnesota (09/21/2024) |
| | 100.0 | Northwestern at Washington (09/21/2024) |
| | 100.0 | Southern California at Michigan (09/21/2024) |
| 100.0 | Illinois at Nebraska (09/20/2024) | |
| 100.0 | Michigan St. at Maryland (09/07/2024) | |
| PAT KICKS ATTEMPTED | 8 | Indiana vs Nebraska (10/19/2024) |
| PAT KICKS MADE | 8 | Indiana vs Nebraska (10/19/2024) |



**2024-25 Big Ten Football
Team Highs
In Conference games**

| PAT KICKS PCT | |
|---------------|---|
| 100.0 | Iowa at Michigan St. (10/19/2024) |
| 100.0 | Michigan St. vs Iowa (10/19/2024) |
| 100.0 | Maryland vs Southern California (10/19/2024) |
| 100.0 | Southern California at Maryland (10/19/2024) |
| 100.0 | Michigan at Illinois (10/19/2024) |
| 100.0 | Illinois vs Michigan (10/19/2024) |
| 100.0 | Rutgers vs UCLA (10/19/2024) |
| 100.0 | UCLA at Rutgers (10/19/2024) |
| 100.0 | Nebraska at Indiana (10/19/2024) |
| 100.0 | Indiana vs Nebraska (10/19/2024) |
| 100.0 | Wisconsin at Northwestern (10/19/2024) |
| 100.0 | Oregon at Purdue (10/18/2024) |
| 100.0 | Minnesota at UCLA (10/12/2024) |
| 100.0 | UCLA vs Minnesota (10/12/2024) |
| 100.0 | Oregon vs Ohio St. (10/12/2024) |
| 100.0 | Ohio St. at Oregon (10/12/2024) |
| 100.0 | Purdue at Illinois (10/12/2024) |
| 100.0 | Illinois vs Purdue (10/12/2024) |
| 100.0 | Southern California vs Penn St. (10/12/2024) |
| 100.0 | Penn St. at Southern California (10/12/2024) |
| 100.0 | Wisconsin at Rutgers (10/12/2024) |
| 100.0 | Rutgers vs Wisconsin (10/12/2024) |
| 100.0 | Iowa vs Washington (10/12/2024) |
| 100.0 | Washington at Iowa (10/12/2024) |
| 100.0 | Northwestern at Maryland (10/11/2024) |
| 100.0 | Maryland vs Northwestern (10/11/2024) |
| 100.0 | Minnesota vs Southern California (10/05/2024) |
| 100.0 | Southern California at Minnesota (10/05/2024) |
| 100.0 | Michigan at Washington (10/05/2024) |
| 100.0 | Washington vs Michigan (10/05/2024) |
| 100.0 | Ohio St. vs Iowa (10/05/2024) |
| 100.0 | Iowa at Ohio St. (10/05/2024) |
| 100.0 | Nebraska vs Rutgers (10/05/2024) |
| 100.0 | Rutgers at Nebraska (10/05/2024) |
| 100.0 | Northwestern vs Indiana (10/05/2024) |
| 100.0 | Indiana at Northwestern (10/05/2024) |
| 100.0 | Penn St. vs UCLA (10/05/2024) |
| 100.0 | Wisconsin vs Purdue (10/05/2024) |
| 100.0 | Michigan St. at Oregon (10/04/2024) |
| 100.0 | Oregon vs Michigan St. (10/04/2024) |
| 100.0 | UCLA vs Oregon (09/28/2024) |
| 100.0 | Penn St. vs Illinois (09/28/2024) |
| 100.0 | Illinois at Penn St. (09/28/2024) |
| 100.0 | Michigan St. vs Ohio St. (09/28/2024) |
| 100.0 | Ohio St. at Michigan St. (09/28/2024) |
| 100.0 | Wisconsin at Southern California (09/28/2024) |
| 100.0 | Southern California vs Wisconsin (09/28/2024) |
| 100.0 | Indiana vs Maryland (09/28/2024) |
| 100.0 | Michigan vs Minnesota (09/28/2024) |
| 100.0 | Minnesota at Michigan (09/28/2024) |
| 100.0 | Purdue vs Nebraska (09/28/2024) |
| 100.0 | Nebraska at Purdue (09/28/2024) |
| 100.0 | Maryland at Indiana (09/28/2024) |
| 100.0 | Rutgers vs Washington (09/27/2024) |
| 100.0 | Washington at Rutgers (09/27/2024) |
| 100.0 | Minnesota vs Iowa (09/21/2024) |



**2024-25 Big Ten Football
Team Highs
In Conference games**

| | | |
|----------------------------|-------------|---|
| 2 POINTS PATS MADE | 2 | Purdue at Illinois (10/12/2024) |
| PUNTS | 9 | Rutgers vs Wisconsin (10/12/2024) |
| LONGEST PUNT | 74 | Wisconsin at Southern California (09/28/2024) |
| YARDS PUNTED | 377 | Rutgers vs Wisconsin (10/12/2024) |
| PUNTING AVG | 57.0 | Iowa vs Washington (10/12/2024) |
| PUNT RETURNS | 4 4 4 | Wisconsin vs Purdue (10/05/2024) Indiana vs Maryland (09/28/2024) Washington vs Northwestern (09/21/2024) |
| PUNT RETURN YARDS | 82 | Minnesota at Michigan (09/28/2024) |
| PUNT RETURN AVG | 41.0 | Minnesota at Michigan (09/28/2024) |
| LONGEST PUNT RETURN | 60 | Minnesota at Michigan (09/28/2024) |
| KICK RETURN | 6 6 | Iowa at Michigan St. (10/19/2024) Nebraska at Indiana (10/19/2024) |
| KICK RETURN YARDS | 161 | Northwestern at Washington (09/21/2024) |
| KICK RETURN AVERAGE | 46.0 | Wisconsin at Southern California (09/28/2024) |
| LONGEST KICK RETURN | 96 | Northwestern at Washington (09/21/2024) |



**2024-25 Big Ten Football
Team Highs
In Conference games**

| | |
|------------------------|---|
| KICK RETURN TDS | <ul style="list-style-type: none"> 0 Iowa at Michigan St. (10/19/2024) 0 Michigan St. vs Iowa (10/19/2024) 0 Maryland vs Southern California (10/19/2024) 0 Southern California at Maryland (10/19/2024) 0 Michigan at Illinois (10/19/2024) 0 Illinois vs Michigan (10/19/2024) 0 Rutgers vs UCLA (10/19/2024) 0 UCLA at Rutgers (10/19/2024) 0 Nebraska at Indiana (10/19/2024) 0 Indiana vs Nebraska (10/19/2024) 0 Wisconsin at Northwestern (10/19/2024) 0 Northwestern vs Wisconsin (10/19/2024) 0 Oregon at Purdue (10/18/2024) 0 Purdue vs Oregon (10/18/2024) 0 Minnesota at UCLA (10/12/2024) 0 UCLA vs Minnesota (10/12/2024) 0 Oregon vs Ohio St. (10/12/2024) 0 Ohio St. at Oregon (10/12/2024) 0 Purdue at Illinois (10/12/2024) 0 Illinois vs Purdue (10/12/2024) 0 Southern California vs Penn St. (10/12/2024) 0 Penn St. at Southern California (10/12/2024) 0 Wisconsin at Rutgers (10/12/2024) 0 Rutgers vs Wisconsin (10/12/2024) 0 Iowa vs Washington (10/12/2024) 0 Washington at Iowa (10/12/2024) 0 Northwestern at Maryland (10/11/2024) 0 Maryland vs Northwestern (10/11/2024) 0 Minnesota vs Southern California (10/05/2024) 0 Southern California at Minnesota (10/05/2024) 0 Michigan at Washington (10/05/2024) 0 Washington vs Michigan (10/05/2024) 0 Ohio St. vs Iowa (10/05/2024) 0 Iowa at Ohio St. (10/05/2024) 0 Nebraska vs Rutgers (10/05/2024) 0 Rutgers at Nebraska (10/05/2024) 0 Northwestern vs Indiana (10/05/2024) 0 Indiana at Northwestern (10/05/2024) 0 UCLA at Penn St. (10/05/2024) 0 Penn St. vs UCLA (10/05/2024) 0 Purdue at Wisconsin (10/05/2024) 0 Wisconsin vs Purdue (10/05/2024) 0 Michigan St. at Oregon (10/04/2024) 0 Oregon vs Michigan St. (10/04/2024) 0 Oregon at UCLA (09/28/2024) 0 UCLA vs Oregon (09/28/2024) 0 Penn St. vs Illinois (09/28/2024) 0 Illinois at Penn St. (09/28/2024) 0 Michigan St. vs Ohio St. (09/28/2024) 0 Ohio St. at Michigan St. (09/28/2024) 0 Wisconsin at Southern California (09/28/2024) 0 Southern California vs Wisconsin (09/28/2024) 0 Indiana vs Maryland (09/28/2024) 0 Michigan vs Minnesota (09/28/2024) 0 Minnesota at Michigan (09/28/2024) 0 Purdue vs Nebraska (09/28/2024) |
|------------------------|---|



2024-25 Big Ten Football
Team Highs
In Conference games

| | | |
|------------------------------------|------|---|
| INTERCEPTIONS | 3 | Indiana vs Nebraska (10/19/2024) |
| | 3 | Minnesota at UCLA (10/12/2024) |
| | 3 | Southern California vs Penn St. (10/12/2024) |
| INTERCEPTION RETURN YARDS | 96 | UCLA vs Oregon (09/28/2024) |
| INTERCEPTION RETURN AVERAGE | 96.0 | UCLA vs Oregon (09/28/2024) |
| LONGEST INTERCEPTION RETURN | 96 | UCLA vs Oregon (09/28/2024) |
| INTERCEPTION RETURN TDS | 1 | UCLA vs Oregon (09/28/2024) |
| | 1 | Southern California vs Wisconsin (09/28/2024) |
| | 1 | Nebraska at Purdue (09/28/2024) |
| | 1 | Michigan vs Southern California (09/21/2024) |
| FUMBLES LOST | 3 | Maryland vs Northwestern (10/11/2024) |
| FUMBLES RECOVERED | 3 | Northwestern at Maryland (10/11/2024) |
| SACKED BY OPP | 7 | Illinois at Penn St. (09/28/2024) |
| QB SACKS | 6 | Purdue vs Oregon (10/18/2024) |
| | 6 | Illinois at Nebraska (09/20/2024) |
| TURNOVERS COMMITTED | 5 | Nebraska at Indiana (10/19/2024) |
| TURNOVERS CAUSED | 5 | Indiana vs Nebraska (10/19/2024) |
| KICKS BLOCKED | 2 | Nebraska vs Rutgers (10/05/2024) |
| | 2 | Nebraska at Purdue (09/28/2024) |
| FIRST DOWNS | 14 | Michigan St. vs Iowa (10/19/2024) |
| | 14 | Indiana at Northwestern (10/05/2024) |
| 1ST DOWN RUSHING | 14 | Penn St. vs Illinois (09/28/2024) |
| | 14 | Iowa at Minnesota (09/21/2024) |
| 1ST DOWN PASSING | 21 | Penn St. at Southern California (10/12/2024) |
| 1ST DOWN BY PENALTY | 8 | Nebraska at Purdue (09/28/2024) |
| PENALTIES | 14 | Indiana at UCLA (09/14/2024) |
| PENALTIES YARDS | 165 | Purdue vs Nebraska (09/28/2024) |



**2024-25 Big Ten Football
Opponent Highs
In Conference games**

| | | |
|---------------------------------|------|--|
| POINTS | 56 | Nebraska at Indiana (10/19/2024) |
| POINTS SCORED KICKING | 20 | Iowa at Michigan St. (10/19/2024) |
| TOUCHDOWNS | 8 | Nebraska at Indiana (10/19/2024) |
| TOTAL OFFENSE YARDS | 589 | Purdue at Wisconsin (10/05/2024) |
| TOTAL OFFENSE PLAYS | 85 | Northwestern at Maryland (10/11/2024) |
| TOTAL OFFENSE YARDS/PLAY | 9.2 | Illinois vs Purdue (10/12/2024) |
| RUSHING YARDS | 309 | Rutgers vs Wisconsin (10/12/2024) |
| RUSHING ATTEMPTS | 47 | Rutgers vs Wisconsin (10/12/2024) |
| YARDS PER RUSH | 7.9 | Penn St. at Southern California (10/12/2024) |
| RUSHING TDS | 5 | Nebraska at Indiana (10/19/2024) |
| | 5 | Rutgers vs Wisconsin (10/12/2024) |
| LONGEST RUSH | 75 | Michigan St. vs Iowa (10/19/2024) |
| | 75 | Penn St. at Southern California (10/12/2024) |
| | 75 | Indiana vs Maryland (09/28/2024) |
| PASSING YARDS | 400 | Southern California vs Penn St. (10/12/2024) |
| PASSING ATTEMPTS | 52 | Northwestern at Maryland (10/11/2024) |
| | 52 | Michigan vs Southern California (09/21/2024) |
| PASSING TDS | 4 | Rutgers vs UCLA (10/19/2024) |
| | 4 | Iowa at Ohio St. (10/05/2024) |
| | 4 | Nebraska vs Illinois (09/20/2024) |
| | 4 | UCLA vs Indiana (09/14/2024) |
| LONGEST PASS | 77 | Maryland vs Michigan St. (09/07/2024) |
| PASSES COMPLETED | 39 | Southern California at Maryland (10/19/2024) |
| HAD INTERCEPTED | 3 | Indiana vs Nebraska (10/19/2024) |
| | 3 | Minnesota at UCLA (10/12/2024) |
| | 3 | Southern California vs Penn St. (10/12/2024) |
| PASS COMPLETION PCT | 84.2 | Rutgers vs UCLA (10/19/2024) |
| PASSING YARDS/ATTEMPT | 11.6 | Purdue vs Oregon (10/18/2024) |
| YARDS PER CATCH | 20.3 | Maryland vs Northwestern (10/11/2024) |
| FIELD GOAL ATTEMPTS | 7 | Iowa at Michigan St. (10/19/2024) |
| FIELD GOALS MADE | 6 | Iowa at Michigan St. (10/19/2024) |
| LONGEST FIELD GOAL | 55 | Iowa at Michigan St. (10/19/2024) |



**2024-25 Big Ten Football
Opponent Highs
In Conference games**

| | | |
|----------------------------|-------|---|
| FIELD GOAL PCT | 100.0 | UCLA at Rutgers (10/19/2024) |
| | 100.0 | Minnesota at UCLA (10/12/2024) |
| | 100.0 | Oregon vs Ohio St. (10/12/2024) |
| | 100.0 | Illinois vs Purdue (10/12/2024) |
| | 100.0 | Purdue at Illinois (10/12/2024) |
| | 100.0 | Southern California vs Penn St. (10/12/2024) |
| | 100.0 | Washington at Iowa (10/12/2024) |
| | 100.0 | Maryland vs Northwestern (10/11/2024) |
| | 100.0 | Southern California at Minnesota (10/05/2024) |
| | 100.0 | Washington vs Michigan (10/05/2024) |
| | 100.0 | Indiana at Northwestern (10/05/2024) |
| | 100.0 | Northwestern vs Indiana (10/05/2024) |
| | 100.0 | Penn St. vs UCLA (10/05/2024) |
| | 100.0 | UCLA at Penn St. (10/05/2024) |
| | 100.0 | Wisconsin vs Purdue (10/05/2024) |
| | 100.0 | Purdue at Wisconsin (10/05/2024) |
| | 100.0 | Oregon vs Michigan St. (10/04/2024) |
| | 100.0 | Michigan St. at Oregon (10/04/2024) |
| | 100.0 | UCLA vs Oregon (09/28/2024) |
| | 100.0 | Oregon at UCLA (09/28/2024) |
| | 100.0 | Michigan St. vs Ohio St. (09/28/2024) |
| | 100.0 | Wisconsin at Southern California (09/28/2024) |
| | 100.0 | Minnesota at Michigan (09/28/2024) |
| | 100.0 | Minnesota vs Iowa (09/21/2024) |
| | 100.0 | Washington vs Northwestern (09/21/2024) |
| | 100.0 | Michigan vs Southern California (09/21/2024) |
| | 100.0 | Nebraska vs Illinois (09/20/2024) |
| | 100.0 | Maryland vs Michigan St. (09/07/2024) |
| PAT KICKS ATTEMPTED | 8 | Nebraska at Indiana (10/19/2024) |
| PAT KICKS MADE | 8 | Nebraska at Indiana (10/19/2024) |



2024-25 Big Ten Football
Opponent Highs
In Conference games

| PAT KICKS PCT | |
|---------------|---|
| | 100.0 Michigan St. vs Iowa (10/19/2024) |
| | 100.0 Iowa at Michigan St. (10/19/2024) |
| | 100.0 Southern California at Maryland (10/19/2024) |
| | 100.0 Maryland vs Southern California (10/19/2024) |
| | 100.0 Illinois vs Michigan (10/19/2024) |
| | 100.0 Michigan at Illinois (10/19/2024) |
| | 100.0 UCLA at Rutgers (10/19/2024) |
| | 100.0 Rutgers vs UCLA (10/19/2024) |
| | 100.0 Indiana vs Nebraska (10/19/2024) |
| | 100.0 Nebraska at Indiana (10/19/2024) |
| | 100.0 Northwestern vs Wisconsin (10/19/2024) |
| | 100.0 Purdue vs Oregon (10/18/2024) |
| | 100.0 UCLA vs Minnesota (10/12/2024) |
| | 100.0 Minnesota at UCLA (10/12/2024) |
| | 100.0 Ohio St. at Oregon (10/12/2024) |
| | 100.0 Oregon vs Ohio St. (10/12/2024) |
| | 100.0 Illinois vs Purdue (10/12/2024) |
| | 100.0 Purdue at Illinois (10/12/2024) |
| | 100.0 Penn St. at Southern California (10/12/2024) |
| | 100.0 Southern California vs Penn St. (10/12/2024) |
| | 100.0 Rutgers vs Wisconsin (10/12/2024) |
| | 100.0 Wisconsin at Rutgers (10/12/2024) |
| | 100.0 Washington at Iowa (10/12/2024) |
| | 100.0 Iowa vs Washington (10/12/2024) |
| | 100.0 Maryland vs Northwestern (10/11/2024) |
| | 100.0 Northwestern at Maryland (10/11/2024) |
| | 100.0 Southern California at Minnesota (10/05/2024) |
| | 100.0 Minnesota vs Southern California (10/05/2024) |
| | 100.0 Washington vs Michigan (10/05/2024) |
| | 100.0 Michigan at Washington (10/05/2024) |
| | 100.0 Iowa at Ohio St. (10/05/2024) |
| | 100.0 Ohio St. vs Iowa (10/05/2024) |
| | 100.0 Rutgers at Nebraska (10/05/2024) |
| | 100.0 Nebraska vs Rutgers (10/05/2024) |
| | 100.0 Indiana at Northwestern (10/05/2024) |
| | 100.0 Northwestern vs Indiana (10/05/2024) |
| | 100.0 UCLA at Penn St. (10/05/2024) |
| | 100.0 Purdue at Wisconsin (10/05/2024) |
| | 100.0 Oregon vs Michigan St. (10/04/2024) |
| | 100.0 Michigan St. at Oregon (10/04/2024) |
| | 100.0 Oregon at UCLA (09/28/2024) |
| | 100.0 Illinois at Penn St. (09/28/2024) |
| | 100.0 Penn St. vs Illinois (09/28/2024) |
| | 100.0 Ohio St. at Michigan St. (09/28/2024) |
| | 100.0 Michigan St. vs Ohio St. (09/28/2024) |
| | 100.0 Southern California vs Wisconsin (09/28/2024) |
| | 100.0 Wisconsin at Southern California (09/28/2024) |
| | 100.0 Maryland at Indiana (09/28/2024) |
| | 100.0 Minnesota at Michigan (09/28/2024) |
| | 100.0 Michigan vs Minnesota (09/28/2024) |
| | 100.0 Nebraska at Purdue (09/28/2024) |
| | 100.0 Purdue vs Nebraska (09/28/2024) |
| | 100.0 Indiana vs Maryland (09/28/2024) |
| | 100.0 Washington at Rutgers (09/27/2024) |
| | 100.0 Rutgers vs Washington (09/27/2024) |
| | 100.0 Iowa at Minnesota (09/21/2024) |



**2024-25 Big Ten Football
Opponent Highs
In Conference games**

| | | |
|----------------------------|-------------|---|
| 2 POINTS PATS MADE | 2 | Illinois vs Purdue (10/12/2024) |
| PUNTS | 9 | Wisconsin at Rutgers (10/12/2024) |
| LONGEST PUNT | 74 | Southern California vs Wisconsin (09/28/2024) |
| YARDS PUNTED | 377 | Wisconsin at Rutgers (10/12/2024) |
| PUNTING AVG | 57.0 | Washington at Iowa (10/12/2024) |
| PUNT RETURNS | 4 4 4 | Purdue at Wisconsin (10/05/2024) Maryland at Indiana (09/28/2024) Northwestern at Washington (09/21/2024) |
| PUNT RETURN YARDS | 82 | Michigan vs Minnesota (09/28/2024) |
| PUNT RETURN AVG | 41.0 | Michigan vs Minnesota (09/28/2024) |
| LONGEST PUNT RETURN | 60 | Michigan vs Minnesota (09/28/2024) |
| KICK RETURN | 6 6 | Michigan St. vs Iowa (10/19/2024) Indiana vs Nebraska (10/19/2024) |
| KICK RETURN YARDS | 161 | Washington vs Northwestern (09/21/2024) |
| KICK RETURN AVERAGE | 46.0 | Southern California vs Wisconsin (09/28/2024) |
| LONGEST KICK RETURN | 96 | Washington vs Northwestern (09/21/2024) |



2024-25 Big Ten Football
Opponent Highs
In Conference games

| KICK RETURN TDS | |
|-----------------|---|
| | 0 Michigan St. vs Iowa (10/19/2024) |
| | 0 Iowa at Michigan St. (10/19/2024) |
| | 0 Southern California at Maryland (10/19/2024) |
| | 0 Maryland vs Southern California (10/19/2024) |
| | 0 Illinois vs Michigan (10/19/2024) |
| | 0 Michigan at Illinois (10/19/2024) |
| | 0 UCLA at Rutgers (10/19/2024) |
| | 0 Rutgers vs UCLA (10/19/2024) |
| | 0 Indiana vs Nebraska (10/19/2024) |
| | 0 Nebraska at Indiana (10/19/2024) |
| | 0 Northwestern vs Wisconsin (10/19/2024) |
| | 0 Wisconsin at Northwestern (10/19/2024) |
| | 0 Purdue vs Oregon (10/18/2024) |
| | 0 Oregon at Purdue (10/18/2024) |
| | 0 UCLA vs Minnesota (10/12/2024) |
| | 0 Minnesota at UCLA (10/12/2024) |
| | 0 Ohio St. at Oregon (10/12/2024) |
| | 0 Oregon vs Ohio St. (10/12/2024) |
| | 0 Illinois vs Purdue (10/12/2024) |
| | 0 Purdue at Illinois (10/12/2024) |
| | 0 Penn St. at Southern California (10/12/2024) |
| | 0 Southern California vs Penn St. (10/12/2024) |
| | 0 Rutgers vs Wisconsin (10/12/2024) |
| | 0 Wisconsin at Rutgers (10/12/2024) |
| | 0 Washington at Iowa (10/12/2024) |
| | 0 Iowa vs Washington (10/12/2024) |
| | 0 Maryland vs Northwestern (10/11/2024) |
| | 0 Northwestern at Maryland (10/11/2024) |
| | 0 Southern California at Minnesota (10/05/2024) |
| | 0 Minnesota vs Southern California (10/05/2024) |
| | 0 Washington vs Michigan (10/05/2024) |
| | 0 Michigan at Washington (10/05/2024) |
| | 0 Iowa at Ohio St. (10/05/2024) |
| | 0 Ohio St. vs Iowa (10/05/2024) |
| | 0 Rutgers at Nebraska (10/05/2024) |
| | 0 Nebraska vs Rutgers (10/05/2024) |
| | 0 Indiana at Northwestern (10/05/2024) |
| | 0 Northwestern vs Indiana (10/05/2024) |
| | 0 Penn St. vs UCLA (10/05/2024) |
| | 0 UCLA at Penn St. (10/05/2024) |
| | 0 Wisconsin vs Purdue (10/05/2024) |
| | 0 Purdue at Wisconsin (10/05/2024) |
| | 0 Oregon vs Michigan St. (10/04/2024) |
| | 0 Michigan St. at Oregon (10/04/2024) |
| | 0 UCLA vs Oregon (09/28/2024) |
| | 0 Oregon at UCLA (09/28/2024) |
| | 0 Illinois at Penn St. (09/28/2024) |
| | 0 Penn St. vs Illinois (09/28/2024) |
| | 0 Ohio St. at Michigan St. (09/28/2024) |
| | 0 Michigan St. vs Ohio St. (09/28/2024) |
| | 0 Southern California vs Wisconsin (09/28/2024) |
| | 0 Wisconsin at Southern California (09/28/2024) |
| | 0 Maryland at Indiana (09/28/2024) |
| | 0 Minnesota at Michigan (09/28/2024) |
| | 0 Michigan vs Minnesota (09/28/2024) |
| | 0 Nebraska at Purdue (09/28/2024) |



2024-25 Big Ten Football
Opponent Highs
In Conference games

| | | |
|------------------------------------|------|---|
| INTERCEPTIONS | 3 | Nebraska at Indiana (10/19/2024) |
| | 3 | UCLA vs Minnesota (10/12/2024) |
| | 3 | Penn St. at Southern California (10/12/2024) |
| INTERCEPTION RETURN YARDS | 96 | Oregon at UCLA (09/28/2024) |
| INTERCEPTION RETURN AVERAGE | 96.0 | Oregon at UCLA (09/28/2024) |
| LONGEST INTERCEPTION RETURN | 96 | Oregon at UCLA (09/28/2024) |
| INTERCEPTION RETURN TDS | 1 | Oregon at UCLA (09/28/2024) |
| | 1 | Wisconsin at Southern California (09/28/2024) |
| | 1 | Purdue vs Nebraska (09/28/2024) |
| | 1 | Southern California at Michigan (09/21/2024) |
| FUMBLES LOST | 3 | Northwestern at Maryland (10/11/2024) |
| FUMBLES RECOVERED | 3 | Maryland vs Northwestern (10/11/2024) |
| SACKED BY OPP | 7 | Illinois at Penn St. (09/28/2024) |
| QB SACKS | 6 | Oregon at Purdue (10/18/2024) |
| | 6 | Nebraska vs Illinois (09/20/2024) |
| TURNOVERS COMMITTED | 5 | Indiana vs Nebraska (10/19/2024) |
| TURNOVERS CAUSED | 5 | Indiana vs Nebraska (10/19/2024) |
| KICKS BLOCKED | 2 | Rutgers at Nebraska (10/05/2024) |
| | 2 | Purdue vs Nebraska (09/28/2024) |
| FIRST DOWNS | 14 | Iowa at Michigan St. (10/19/2024) |
| | 14 | Northwestern vs Indiana (10/05/2024) |
| 1ST DOWN RUSHING | 14 | Illinois at Penn St. (09/28/2024) |
| | 14 | Minnesota vs Iowa (09/21/2024) |
| 1ST DOWN PASSING | 21 | Southern California vs Penn St. (10/12/2024) |
| 1ST DOWN BY PENALTY | 8 | Purdue vs Nebraska (09/28/2024) |
| PENALTIES | 14 | UCLA vs Indiana (09/14/2024) |
| PENALTIES YARDS | 165 | Nebraska at Purdue (09/28/2024) |



**2024-25 Big Ten Football
Team Lows
In Conference games**

| | | |
|---------------------------------|------|--|
| TOTAL OFFENSE YARDS | 112 | Northwestern at Washington (09/21/2024) |
| TOTAL OFFENSE YARDS/PLAY | 2.1 | Northwestern at Washington (09/21/2024) |
| RUSHING YARDS | 34 | Illinois at Penn St. (09/28/2024) |
| RUSHING ATTEMPTS | 21 | Minnesota vs Iowa (09/21/2024) |
| | 21 | Southern California at Michigan (09/21/2024) |
| YARDS PER RUSH | 1.1 | Illinois at Penn St. (09/28/2024) |
| LONGEST RUSH | 10 | UCLA vs Minnesota (10/12/2024) |
| | 10 | Maryland vs Michigan St. (09/07/2024) |
| PASSING ATTEMPTS | 12 | Michigan vs Southern California (09/21/2024) |
| PASSING YARDS | 32 | Michigan vs Southern California (09/21/2024) |
| YARDS PER COMPLETION | 4.6 | Michigan vs Southern California (09/21/2024) |
| PASSES COMPLETED | 7 | Michigan vs Southern California (09/21/2024) |
| PASS COMPLETION PCT | 29.6 | Northwestern at Washington (09/21/2024) |
| LONGEST PASS | 10 | Michigan vs Southern California (09/21/2024) |
| FIRST DOWNS | 0 | Michigan at Washington (10/05/2024) |
| 1ST DOWN RUSHING | 2 | UCLA vs Minnesota (10/12/2024) |
| 1ST DOWN PASSING | 0 | Michigan vs Southern California (09/21/2024) |
| 1ST DOWN BY PENALTY | 0 | Northwestern vs Wisconsin (10/19/2024) |
| | 0 | Purdue vs Oregon (10/18/2024) |
| | 0 | Ohio St. at Oregon (10/12/2024) |
| | 0 | Illinois vs Purdue (10/12/2024) |
| | 0 | Southern California vs Penn St. (10/12/2024) |
| | 0 | Rutgers vs Wisconsin (10/12/2024) |
| | 0 | Northwestern at Maryland (10/11/2024) |
| | 0 | Ohio St. vs Iowa (10/05/2024) |
| | 0 | Iowa at Ohio St. (10/05/2024) |
| | 0 | Nebraska vs Rutgers (10/05/2024) |
| | 0 | Indiana at Northwestern (10/05/2024) |
| | 0 | UCLA at Penn St. (10/05/2024) |
| | 0 | Michigan St. vs Ohio St. (09/28/2024) |
| | 0 | Purdue vs Nebraska (09/28/2024) |
| | 0 | Minnesota vs Iowa (09/21/2024) |
| | 0 | Southern California at Michigan (09/21/2024) |
| | 0 | Michigan vs Southern California (09/21/2024) |
| | 0 | Nebraska vs Illinois (09/20/2024) |
| PENALTIES | 1 | Ohio St. vs Iowa (10/05/2024) |
| | 1 | Iowa at Ohio St. (10/05/2024) |
| | 1 | Iowa at Minnesota (09/21/2024) |
| PENALTIES YARDS | 5 | Iowa at Ohio St. (10/05/2024) |



**2024-25 Big Ten Football
Opponent Lows
In Conference games**

| | | |
|---------------------------------|------|--|
| TOTAL OFFENSE YARDS | 112 | Washington vs Northwestern (09/21/2024) |
| TOTAL OFFENSE YARDS/PLAY | 2.1 | Washington vs Northwestern (09/21/2024) |
| RUSHING YARDS | 34 | Penn St. vs Illinois (09/28/2024) |
| RUSHING ATTEMPTS | 21 | Iowa at Minnesota (09/21/2024) |
| | 21 | Michigan vs Southern California (09/21/2024) |
| YARDS PER RUSH | 1.1 | Penn St. vs Illinois (09/28/2024) |
| LONGEST RUSH | 10 | Minnesota at UCLA (10/12/2024) |
| | 10 | Michigan St. at Maryland (09/07/2024) |
| PASSING ATTEMPTS | 12 | Southern California at Michigan (09/21/2024) |
| PASSING YARDS | 32 | Southern California at Michigan (09/21/2024) |
| YARDS PER COMPLETION | 4.6 | Southern California at Michigan (09/21/2024) |
| PASSES COMPLETED | 7 | Southern California at Michigan (09/21/2024) |
| PASS COMPLETION PCT | 29.6 | Washington vs Northwestern (09/21/2024) |
| LONGEST PASS | 10 | Southern California at Michigan (09/21/2024) |
| FIRST DOWNS | 0 | Washington vs Michigan (10/05/2024) |
| 1ST DOWN RUSHING | 2 | Minnesota at UCLA (10/12/2024) |
| 1ST DOWN PASSING | 0 | Southern California at Michigan (09/21/2024) |
| 1ST DOWN BY PENALTY | 0 | Wisconsin at Northwestern (10/19/2024) |
| | 0 | Oregon at Purdue (10/18/2024) |
| | 0 | Oregon vs Ohio St. (10/12/2024) |
| | 0 | Purdue at Illinois (10/12/2024) |
| | 0 | Penn St. at Southern California (10/12/2024) |
| | 0 | Wisconsin at Rutgers (10/12/2024) |
| | 0 | Maryland vs Northwestern (10/11/2024) |
| | 0 | Iowa at Ohio St. (10/05/2024) |
| | 0 | Ohio St. vs Iowa (10/05/2024) |
| | 0 | Rutgers at Nebraska (10/05/2024) |
| | 0 | Northwestern vs Indiana (10/05/2024) |
| | 0 | Penn St. vs UCLA (10/05/2024) |
| | 0 | Ohio St. at Michigan St. (09/28/2024) |
| | 0 | Nebraska at Purdue (09/28/2024) |
| | 0 | Iowa at Minnesota (09/21/2024) |
| | 0 | Michigan vs Southern California (09/21/2024) |
| | 0 | Southern California at Michigan (09/21/2024) |
| | 0 | Illinois at Nebraska (09/20/2024) |
| PENALTIES | 1 | Iowa at Ohio St. (10/05/2024) |
| | 1 | Ohio St. vs Iowa (10/05/2024) |
| | 1 | Minnesota vs Iowa (09/21/2024) |
| PENALTIES YARDS | 5 | Ohio St. vs Iowa (10/05/2024) |



**2024-25 Big Ten Football
Conference Individual Game Highs
In Conference games**

INDIVIDUAL PLAYER GAME HIGHS

| | |
|---------------------------------|---|
| Points scored | |
| 20 | Jonathan Kim (Michigan St.) vs Iowa (10/19/2024) |
| 18 | Kyle Monangai (Rutgers) vs UCLA (10/19/2024) |
| 18 | Josh McCray (Illinois) vs Purdue (10/12/2024) |
| 18 | Tawee Walker (Wisconsin) at Rutgers (10/12/2024) |
| 18 | Kaleb Johnson (Iowa) vs Washington (10/12/2024) |
| 18 | Max Brosmer (Minnesota) vs Southern California (10/05/2024) |
| 18 | Emeka Egbuka (Ohio St.) vs Iowa (10/05/2024) |
| 18 | Tawee Walker (Wisconsin) vs Purdue (10/05/2024) |
| 18 | Kaleb Johnson (Iowa) at Minnesota (09/21/2024) |
| Touchdowns | |
| 3 | Kyle Monangai (Rutgers) vs UCLA (10/19/2024) |
| 3 | Josh McCray (Illinois) vs Purdue (10/12/2024) |
| 3 | Tawee Walker (Wisconsin) at Rutgers (10/12/2024) |
| 3 | Kaleb Johnson (Iowa) vs Washington (10/12/2024) |
| 3 | Max Brosmer (Minnesota) vs Southern California (10/05/2024) |
| 3 | Emeka Egbuka (Ohio St.) vs Iowa (10/05/2024) |
| 3 | Tawee Walker (Wisconsin) vs Purdue (10/05/2024) |
| 3 | Kaleb Johnson (Iowa) at Minnesota (09/21/2024) |
| TD responsibility | |
| 5 | Ethan Garbers (UCLA) at Rutgers (10/19/2024) [1r,4p] |
| 5 | Will Howard (Ohio St.) vs Iowa (10/05/2024) [1r,4p] |
| Points scored kicking | |
| 20 | Jonathan Kim (Michigan St.) vs Iowa (10/19/2024) [6fg,2pat] |
| Total offense yards | |
| 439 | Luke Almyer (Illinois) vs Purdue (10/12/2024) [60r,379p] |
| 431 | Ethan Garbers (UCLA) at Rutgers (10/19/2024) [48r,383p] |
| Total offense plays | |
| 65 | Billy Edwards Jr. (Maryland) vs Northwestern (10/11/2024) [14r,51p] |
| 59 | Billy Edwards Jr. (Maryland) vs Southern California (10/19/2024) [9r,50p] |
| Total offense yards/play | |
| 36 | Tanner Arkin (Illinois) vs Michigan (10/19/2024) [36-1] |
| 35 | Jaheim Merriweather (Purdue) at Wisconsin (10/05/2024) [35-1] |
| Rushing yards | |
| 206 | Kaleb Johnson (Iowa) at Minnesota (09/21/2024) |
| 198 | Tawee Walker (Wisconsin) at Rutgers (10/12/2024) |
| Rushing attempts | |
| 25 | Darius Taylor (Minnesota) vs Southern California (10/05/2024) |
| 25 | Kyle Monangai (Rutgers) vs Washington (09/27/2024) |
| Yards per rush | |
| 36 | Tanner Arkin (Illinois) vs Michigan (10/19/2024) [36-1] |
| 35 | Jaheim Merriweather (Purdue) at Wisconsin (10/05/2024) [35-1] |
| Rushing TDs | |
| 3 | Kyle Monangai (Rutgers) vs UCLA (10/19/2024) |
| 3 | Tawee Walker (Wisconsin) at Rutgers (10/12/2024) |
| 3 | Max Brosmer (Minnesota) vs Southern California (10/05/2024) |
| 3 | Tawee Walker (Wisconsin) vs Purdue (10/05/2024) |
| 3 | Kaleb Johnson (Iowa) at Minnesota (09/21/2024) |
| Longest rush | |
| 75 | Kaleb Johnson (Iowa) at Michigan St. (10/19/2024) |
| 75 | Quinten Joyner (Southern California) vs Penn St. (10/12/2024) |
| 75 | Roman Hemby (Maryland) at Indiana (09/28/2024) |
| Passing yards | |



**2024-25 Big Ten Football
Conference Individual Game Highs
In Conference games**

| | |
|----------------------------|--|
| 391 | Drew Allar (Penn St.) at Southern California (10/12/2024) |
| 383 | Ethan Garbers (UCLA) at Rutgers (10/19/2024) |
| Passing attempts | |
| 51 | Billy Edwards Jr. (Maryland) vs Northwestern (10/11/2024) |
| 51 | Miller Moss (Southern California) at Michigan (09/21/2024) |
| Passing TDs | |
| 4 | Ethan Garbers (UCLA) at Rutgers (10/19/2024) |
| 4 | Will Howard (Ohio St.) vs Iowa (10/05/2024) |
| 4 | Luke Altmyer (Illinois) at Nebraska (09/20/2024) |
| 4 | Kurtis Rourke (Indiana) at UCLA (09/14/2024) |
| Longest pass | |
| 77 | Aidan Chiles (Michigan St.) at Maryland (09/07/2024) |
| 69 | Dillon Gabriel (Oregon) vs Ohio St. (10/12/2024) |
| 69 | Braedyn Locke (Wisconsin) vs Purdue (10/05/2024) |
| Passes completed | |
| 39 | Billy Edwards Jr. (Maryland) vs Southern California (10/19/2024) |
| 34 | Miller Moss (Southern California) at Maryland (10/19/2024) |
| Had intercepted | |
| 3 | Dylan Raiola (Nebraska) at Indiana (10/19/2024) |
| 3 | Ethan Garbers (UCLA) vs Minnesota (10/12/2024) |
| 3 | Drew Allar (Penn St.) at Southern California (10/12/2024) |
| Pass completion pct | |
| 100 | Tyler Warren (Penn St.) at Southern California (10/12/2024) [1-1] |
| 100 | Demond Williams Jr. (Washington) vs Michigan (10/05/2024) [2-2] |
| 100 | Brendan Sullivan (Iowa) at Ohio St. (10/05/2024) [1-1] |
| 100 | Brian Buschini (Nebraska) vs Rutgers (10/05/2024) [1-1] |
| 100 | Ryan Browne (Purdue) at Wisconsin (10/05/2024) [1-1] |
| 100 | Mabrey Mettauer (Wisconsin) vs Purdue (10/05/2024) [1-1] |
| 100 | Tommy Schuster (Michigan St.) at Oregon (10/04/2024) [5-5] |
| 100 | Dante Moore (Oregon) vs Michigan St. (10/04/2024) [1-1] |
| 100 | Demond Williams Jr. (Washington) at Rutgers (09/27/2024) [1-1] |
| 100 | Demond Williams Jr. (Washington) vs Northwestern (09/21/2024) [2-2] |
| 100 | Justyn Martin (UCLA) vs Indiana (09/14/2024) [1-1] |
| Pass yards/attempt | |
| 30 | Brian Buschini (Nebraska) vs Rutgers (10/05/2024) [30-1] |
| 22 | Demond Williams Jr. (Washington) vs Michigan (10/05/2024) [44-2] |
| Pass yards/catch | |
| 30 | Brian Buschini (Nebraska) vs Rutgers (10/05/2024) [30-1] |
| 22 | Demond Williams Jr. (Washington) vs Michigan (10/05/2024) [44-2] |
| Receiving yards | |
| 224 | Tyler Warren (Penn St.) at Southern California (10/12/2024) |
| 194 | Nick Marsh (Michigan St.) at Maryland (09/07/2024) |
| Receptions | |
| 17 | Tyler Warren (Penn St.) at Southern California (10/12/2024) |
| 11 | Tez Johnson (Oregon) at UCLA (09/28/2024) |
| 11 | Tai Felton (Maryland) vs Michigan St. (09/07/2024) |
| Yards per catch | |
| 136 | Tyler Warren (Penn St.) at Southern California (10/12/2024) [17-224] |
| 100 | Keegan Jones (UCLA) at Rutgers (10/19/2024) [5-114] |
| Receiving TDs | |
| 3 | Emeka Egbuka (Ohio St.) vs Iowa (10/05/2024) |
| 2 | A.J. Henning (Northwestern) vs Indiana (10/05/2024) |
| 2 | Trech Kekahuna (Wisconsin) vs Purdue (10/05/2024) |
| 2 | Tez Johnson (Oregon) at UCLA (09/28/2024) |
| 2 | Ja'Kobi Lane (Southern California) vs Wisconsin (09/28/2024) |



**2024-25 Big Ten Football
Conference Individual Game Highs
In Conference games**

| | |
|----------------------------|---|
| 2 | Denzel Boston (Washington) at Rutgers (09/27/2024) |
| 2 | Denzel Boston (Washington) vs Northwestern (09/21/2024) |
| 2 | Pat Bryant (Illinois) at Nebraska (09/20/2024) |
| 2 | Isaiah Neyor (Nebraska) vs Illinois (09/20/2024) |
| 2 | Ke'Shawn Williams (Indiana) at UCLA (09/14/2024) |
| Longest reception | |
| 77 | Nick Marsh (Michigan St.) at Maryland (09/07/2024) |
| 69 | Evan Stewart (Oregon) vs Ohio St. (10/12/2024) |
| 69 | Trech Kekahuna (Wisconsin) vs Purdue (10/05/2024) |
| Field goal attempts | |
| 7 | Jonathan Kim (Michigan St.) vs Iowa (10/19/2024) |
| 4 | Ryan Barker (Penn St.) at Southern California (10/12/2024) |
| 4 | Michael Lantz (Southern California) vs Penn St. (10/12/2024) |
| 4 | Drew Stevens (Iowa) vs Washington (10/12/2024) |
| 4 | Grady Gross (Washington) vs Michigan (10/05/2024) |
| 4 | Grady Gross (Washington) at Rutgers (09/27/2024) |
| Field goals made | |
| 6 | Jonathan Kim (Michigan St.) vs Iowa (10/19/2024) |
| 4 | Ryan Barker (Penn St.) at Southern California (10/12/2024) |
| 4 | Drew Stevens (Iowa) vs Washington (10/12/2024) |
| Longest field goal | |
| 55 | Jonathan Kim (Michigan St.) vs Iowa (10/19/2024) |
| 54 | Michael Lantz (Southern California) at Minnesota (10/05/2024) |
| 54 | Mateen Bhaghani (UCLA) vs Oregon (09/28/2024) |
| Field goal pct | |
| 100 | Jai Patel (Rutgers) vs UCLA (10/19/2024) [2-2] |
| 100 | Mateen Bhaghani (UCLA) vs Minnesota (10/12/2024) [1-1] |
| 100 | Jayden Fielding (Ohio St.) at Oregon (10/12/2024) [1-1] |
| 100 | David Olano (Illinois) vs Purdue (10/12/2024) [3-3] |
| 100 | Spencer Porath (Purdue) at Illinois (10/12/2024) [2-2] |
| 100 | Ryan Barker (Penn St.) at Southern California (10/12/2024) [4-4] |
| 100 | Drew Stevens (Iowa) vs Washington (10/12/2024) [4-4] |
| 100 | Luke Akers (Northwestern) at Maryland (10/11/2024) [3-3] |
| 100 | Dragan Kesich (Minnesota) vs Southern California (10/05/2024) [1-1] |
| 100 | Dominic Zvada (Michigan) at Washington (10/05/2024) [1-1] |
| 100 | Jack Olsen (Northwestern) vs Indiana (10/05/2024) [1-1] |
| 100 | Nicolas Radicic (Indiana) at Northwestern (10/05/2024) [2-2] |
| 100 | Ryan Barker (Penn St.) vs UCLA (10/05/2024) [2-2] |
| 100 | Mateen Bhaghani (UCLA) at Penn St. (10/05/2024) [1-1] |
| 100 | Nathanial Vakos (Wisconsin) vs Purdue (10/05/2024) [1-1] |
| 100 | Spencer Porath (Purdue) at Wisconsin (10/05/2024) [2-2] |
| 100 | Jonathan Kim (Michigan St.) at Oregon (10/04/2024) [1-1] |
| 100 | Andrew Boyle (Oregon) vs Michigan St. (10/04/2024) [1-1] |
| 100 | Mateen Bhaghani (UCLA) vs Oregon (09/28/2024) [2-2] |
| 100 | Atticus Sappington (Oregon) at UCLA (09/28/2024) [2-2] |
| 100 | Jayden Fielding (Ohio St.) at Michigan St. (09/28/2024) [1-1] |
| 100 | Michael Lantz (Southern California) vs Wisconsin (09/28/2024) [1-1] |
| 100 | Dominic Zvada (Michigan) vs Minnesota (09/28/2024) [2-2] |
| 100 | Drew Stevens (Iowa) at Minnesota (09/21/2024) [1-1] |
| 100 | Jack Olsen (Northwestern) at Washington (09/21/2024) [1-1] |
| 100 | Michael Lantz (Southern California) at Michigan (09/21/2024) [1-1] |
| 100 | David Olano (Illinois) at Nebraska (09/20/2024) [1-1] |
| 100 | Jonathan Kim (Michigan St.) at Maryland (09/07/2024) [2-2] |
| PAT kicks attempted | |
| 8 | Nicolas Radicic (Indiana) vs Nebraska (10/19/2024) |
| PAT kicks made | |



**2024-25 Big Ten Football
Conference Individual Game Highs
In Conference games**

| | |
|----------------------|---|
| 8 | Nicolas Radicic (Indiana) vs Nebraska (10/19/2024) |
| PAT kicks pct | |
| 100 | Jonathan Kim (Michigan St.) vs Iowa (10/19/2024) [2-2] |
| 100 | Drew Stevens (Iowa) at Michigan St. (10/19/2024) [2-2] |
| 100 | Jack Howes (Maryland) vs Southern California (10/19/2024) [3-3] |
| 100 | Michael Lantz (Southern California) at Maryland (10/19/2024) [4-4] |
| 100 | David Olano (Illinois) vs Michigan (10/19/2024) [1-1] |
| 100 | Dominic Zvada (Michigan) at Illinois (10/19/2024) [1-1] |
| 100 | Jai Patel (Rutgers) vs UCLA (10/19/2024) [2-2] |
| 100 | Mateen Bhaghani (UCLA) at Rutgers (10/19/2024) [5-5] |
| 100 | Nicolas Radicic (Indiana) vs Nebraska (10/19/2024) [8-8] |
| 100 | John Hohl (Nebraska) at Indiana (10/19/2024) [1-1] |
| 100 | Nathanial Vakos (Wisconsin) at Northwestern (10/19/2024) [3-3] |
| 100 | Atticus Sappington (Oregon) at Purdue (10/18/2024) [4-4] |
| 100 | Andrew Boyle (Oregon) at Purdue (10/18/2024) [1-1] |
| 100 | Mateen Bhaghani (UCLA) vs Minnesota (10/12/2024) [2-2] |
| 100 | Dragan Kesich (Minnesota) at UCLA (10/12/2024) [3-3] |
| 100 | Atticus Sappington (Oregon) vs Ohio St. (10/12/2024) [1-1] |
| 100 | Jayden Fielding (Ohio St.) at Oregon (10/12/2024) [4-4] |
| 100 | Andrew Boyle (Oregon) vs Ohio St. (10/12/2024) [1-1] |
| 100 | Spencer Porath (Purdue) at Illinois (10/12/2024) [3-3] |
| 100 | David Olano (Illinois) vs Purdue (10/12/2024) [5-5] |
| 100 | Michael Lantz (Southern California) vs Penn St. (10/12/2024) [3-3] |
| 100 | Ryan Barker (Penn St.) at Southern California (10/12/2024) [3-3] |
| 100 | Nathanial Vakos (Wisconsin) at Rutgers (10/12/2024) [6-6] |
| 100 | Jai Patel (Rutgers) vs Wisconsin (10/12/2024) [1-1] |
| 100 | Grady Gross (Washington) at Iowa (10/12/2024) [1-1] |
| 100 | Drew Stevens (Iowa) vs Washington (10/12/2024) [4-4] |
| 100 | Jack Howes (Maryland) vs Northwestern (10/11/2024) [1-1] |
| 100 | Luke Akers (Northwestern) at Maryland (10/11/2024) [4-4] |
| 100 | Michael Lantz (Southern California) at Minnesota (10/05/2024) [2-2] |
| 100 | Dragan Kesich (Minnesota) vs Southern California (10/05/2024) [3-3] |
| 100 | Dominic Zvada (Michigan) at Washington (10/05/2024) [2-2] |
| 100 | Grady Gross (Washington) vs Michigan (10/05/2024) [3-3] |
| 100 | Jayden Fielding (Ohio St.) vs Iowa (10/05/2024) [5-5] |
| 100 | Drew Stevens (Iowa) at Ohio St. (10/05/2024) [1-1] |
| 100 | Jai Patel (Rutgers) at Nebraska (10/05/2024) [1-1] |
| 100 | John Hohl (Nebraska) vs Rutgers (10/05/2024) [2-2] |
| 100 | Nicolas Radicic (Indiana) at Northwestern (10/05/2024) [5-5] |
| 100 | Jack Olsen (Northwestern) vs Indiana (10/05/2024) [3-3] |
| 100 | Ryan Barker (Penn St.) vs UCLA (10/05/2024) [3-3] |
| 100 | Nathanial Vakos (Wisconsin) vs Purdue (10/05/2024) [7-7] |
| 100 | Atticus Sappington (Oregon) vs Michigan St. (10/04/2024) [3-3] |
| 100 | Andrew Boyle (Oregon) vs Michigan St. (10/04/2024) [1-1] |
| 100 | Jonathan Kim (Michigan St.) at Oregon (10/04/2024) [1-1] |
| 100 | Mateen Bhaghani (UCLA) vs Oregon (09/28/2024) [1-1] |
| 100 | David Olano (Illinois) at Penn St. (09/28/2024) [1-1] |
| 100 | Ryan Barker (Penn St.) vs Illinois (09/28/2024) [1-1] |
| 100 | Sander Sahaydak (Penn St.) vs Illinois (09/28/2024) [2-2] |
| 100 | Jayden Fielding (Ohio St.) at Michigan St. (09/28/2024) [5-5] |
| 100 | Jonathan Kim (Michigan St.) vs Ohio St. (09/28/2024) [1-1] |
| 100 | Nathanial Vakos (Wisconsin) at Southern California (09/28/2024) [3-3] |
| 100 | Michael Lantz (Southern California) vs Wisconsin (09/28/2024) [5-5] |
| 100 | Dominic Zvada (Michigan) vs Minnesota (09/28/2024) [3-3] |
| 100 | Dragan Kesich (Minnesota) at Michigan (09/28/2024) [3-3] |
| 100 | Spencer Porath (Purdue) vs Nebraska (09/28/2024) [1-1] |



**2024-25 Big Ten Football
Conference Individual Game Highs
In Conference games**

| | |
|----------------------------|---|
| 100 | John Hohl (Nebraska) at Purdue (09/28/2024) [4-4] |
| 100 | Jack Howes (Maryland) at Indiana (09/28/2024) [4-4] |
| 100 | Nicolas Radicic (Indiana) vs Maryland (09/28/2024) [6-6] |
| 100 | Jai Patel (Rutgers) vs Washington (09/27/2024) [3-3] |
| 100 | Grady Gross (Washington) at Rutgers (09/27/2024) [1-1] |
| 100 | Dragan Kesich (Minnesota) vs Iowa (09/21/2024) [2-2] |
| 100 | Drew Stevens (Iowa) at Minnesota (09/21/2024) [4-4] |
| 100 | Grady Gross (Washington) vs Northwestern (09/21/2024) [3-3] |
| 100 | Michael Lantz (Southern California) at Michigan (09/21/2024) [3-3] |
| 100 | John Hohl (Nebraska) vs Illinois (09/20/2024) [3-3] |
| 100 | David Olano (Illinois) at Nebraska (09/20/2024) [4-4] |
| 100 | Nicolas Radicic (Indiana) at UCLA (09/14/2024) [6-6] |
| 100 | Mateen Bhaghani (UCLA) vs Indiana (09/14/2024) [1-1] |
| 100 | Jonathan Kim (Michigan St.) at Maryland (09/07/2024) [3-3] |
| 100 | Jack Howes (Maryland) vs Michigan St. (09/07/2024) [3-3] |
| Punts | |
| 9 | Jakob Anderson (Rutgers) vs Wisconsin (10/12/2024) |
| 8 | Tommy Doman (Michigan) vs Southern California (09/21/2024) |
| Yards punted | |
| 377 | Jakob Anderson (Rutgers) vs Wisconsin (10/12/2024) [9-377] |
| 354 | Tommy Doman (Michigan) vs Southern California (09/21/2024) [8-354] |
| Longest punt | |
| 74 | Atticus Bertrams (Wisconsin) at Southern California (09/28/2024) |
| Punting avg | |
| 57 | Rhys Dakin (Iowa) vs Washington (10/12/2024) [114-2] |
| Punt returns | |
| 4 | Denzel Boston (Washington) vs Northwestern (09/21/2024) |
| 3 | Koi Perich (Minnesota) at UCLA (10/12/2024) |
| 3 | Zion Tracy (Penn St.) vs UCLA (10/05/2024) |
| 3 | Myles Price (Indiana) vs Maryland (09/28/2024) |
| 3 | Isaiah Garcia-Castaneda (Nebraska) at Purdue (09/28/2024) |
| 3 | Kaden Wetjen (Iowa) at Minnesota (09/21/2024) |
| 3 | A.J. Henning (Northwestern) at Washington (09/21/2024) |
| 3 | Semaj Morgan (Michigan) vs Southern California (09/21/2024) |
| 3 | Zachariah Branch (Southern California) at Michigan (09/21/2024) |
| 3 | Hank Beatty (Illinois) at Nebraska (09/20/2024) |
| Punt return yards | |
| 82 | Koi Perich (Minnesota) at Michigan (09/28/2024) |
| 60 | Hank Beatty (Illinois) at Nebraska (09/20/2024) |
| Longest punt return | |
| 60 | Koi Perich (Minnesota) at Michigan (09/28/2024) |
| 37 | Kaden Wetjen (Iowa) vs Washington (10/12/2024) |
| 37 | Hank Beatty (Illinois) at Nebraska (09/20/2024) |
| Punt return avg | |
| 41 | Koi Perich (Minnesota) at Michigan (09/28/2024) [82-2] |
| 37 | Kaden Wetjen (Iowa) vs Washington (10/12/2024) [37-1] |
| Kick returns | |
| 5 | Kaden Wetjen (Iowa) at Michigan St. (10/19/2024) |
| Kick return yards | |
| 150 | Joseph Himon II (Northwestern) at Washington (09/21/2024) |
| 145 | Kaden Wetjen (Iowa) at Michigan St. (10/19/2024) |
| Kick return avg | |
| 50 | Joseph Himon II (Northwestern) at Washington (09/21/2024) [150-3] |
| 46 | Vinny Anthony II (Wisconsin) at Southern California (09/28/2024) [92-2] |
| Longest kick return | |



2024-25 Big Ten Football
Conference Individual Game Highs
In Conference games

| | |
|---------------------------------|---|
| 96 | Joseph Himon II (Northwestern) at Washington (09/21/2024) |
| 74 | Vinny Anthony II (Wisconsin) at Southern California (09/28/2024) |
| Kick return TDs | |
| Combined PR/KR yards | |
| 150 | Joseph Himon II (Northwestern) at Washington (09/21/2024) [0pr,150kr] |
| 145 | Kaden Wetjen (Iowa) at Michigan St. (10/19/2024) [0pr,145kr] |
| Interceptions | |
| 2 | Koi Perich (Minnesota) at UCLA (10/12/2024) |
| 2 | Kyndrich Breedlove (Purdue) at Wisconsin (10/05/2024) |
| Interception return yds | |
| 96 | Bryan Addison (UCLA) vs Oregon (09/28/2024) |
| 78 | Shawn Asbury II (Indiana) vs Nebraska (10/19/2024) |
| Interception return avg | |
| 96 | Bryan Addison (UCLA) vs Oregon (09/28/2024) [96-1] |
| 78 | Shawn Asbury II (Indiana) vs Nebraska (10/19/2024) [78-1] |
| Longest interception rtn | |
| 96 | Bryan Addison (UCLA) vs Oregon (09/28/2024) |
| 78 | Shawn Asbury II (Indiana) vs Nebraska (10/19/2024) |
| All-purpose yards | |
| 228 | Tyler Warren (Penn St.) at Southern California (10/12/2024) |
| 205 | Kaleb Johnson (Iowa) at Minnesota (09/21/2024) |
| Tackles | |
| 15 | Carson Schwesinger (UCLA) at Penn St. (10/05/2024) [6-9] |
| Sacks | |
| 2.5 | Gabe Jacas (Illinois) vs Michigan (10/19/2024) [1-2] |
| 2.5 | Jordan Burch (Oregon) vs Michigan St. (10/04/2024) [1-2] |
| Tackles for loss | |
| 4.5 | Carson Schwesinger (UCLA) vs Minnesota (10/12/2024) [4-1] |
| 4 | Abdul Carter (Penn St.) vs Illinois (09/28/2024) [3-2] |



**2024-25 Big Ten Football
Conference Individual Game Highs
In Conference games**

| 200-Yard Rushing Performances | |
|--|--|
| 206 | Kaleb Johnson (Iowa) at Minnesota (09/21/2024) |
| 100-Yard Rushing Performances | |
| 206 | Kaleb Johnson (Iowa) at Minnesota (09/21/2024) |
| 198 | Tawee Walker (Wisconsin) at Rutgers (10/12/2024) |
| 166 | Kaleb Johnson (Iowa) vs Washington (10/12/2024) |
| 166 | Jordan James (Oregon) vs Michigan St. (10/04/2024) |
| 159 | Kalel Mullings (Michigan) vs Southern California (09/21/2024) |
| 148 | Jonah Coleman (Washington) at Rutgers (09/27/2024) |
| 144 | Darius Taylor (Minnesota) vs Southern California (10/05/2024) |
| 134 | Woody Marks (Southern California) at Minnesota (10/05/2024) |
| 132 | Kyle Monangai (Rutgers) vs Washington (09/27/2024) |
| 126 | Tawee Walker (Wisconsin) at Northwestern (10/19/2024) |
| 118 | Ryan Browne (Purdue) at Illinois (10/12/2024) |
| 117 | Roman Hemby (Maryland) at Indiana (09/28/2024) |
| 115 | Jordan James (Oregon) vs Ohio St. (10/12/2024) |
| 111 | Woody Marks (Southern California) vs Penn St. (10/12/2024) |
| 111 | Kalel Mullings (Michigan) vs Minnesota (09/28/2024) |
| 106 | Kyle Monangai (Rutgers) vs UCLA (10/19/2024) |
| 105 | Justice Ellison (Indiana) vs Nebraska (10/19/2024) |
| 103 | Jordan James (Oregon) at UCLA (09/28/2024) |
| 102 | Devin Mockobee (Purdue) at Illinois (10/12/2024) |
| 102 | Kaytron Allen (Penn St.) vs Illinois (09/28/2024) |
| 100 | Woody Marks (Southern California) at Michigan (09/21/2024) |
| Number of 100-Yard Rushing Performances | |
| 3 | Jordan James, Oregon |
| 3 | Woody Marks, Southern California |
| 2 | Kaleb Johnson, Iowa |
| 2 | Tawee Walker, Wisconsin |
| 2 | Kalel Mullings, Michigan |
| 2 | Kyle Monangai, Rutgers |
| 1 | Jonah Coleman, Washington |
| 1 | Darius Taylor, Minnesota |
| 1 | Ryan Browne, Purdue |
| 1 | Roman Hemby, Maryland |
| 1 | Justice Ellison, Indiana |
| 1 | Devin Mockobee, Purdue |
| 1 | Kaytron Allen, Penn St. |
| 500-Yard Passing Performances | |
| 400-Yard Passing Performances | |
| 300-Yard Passing Performances | |
| 391 | Drew Allar (Penn St.) at Southern California (10/12/2024) |
| 383 | Ethan Garbers (UCLA) at Rutgers (10/19/2024) |
| 380 | Kurtis Rourke (Indiana) at Northwestern (10/05/2024) |
| 379 | Luke Altmyer (Illinois) vs Purdue (10/12/2024) |
| 373 | Billy Edwards Jr. (Maryland) vs Southern California (10/19/2024) |
| 363 | Aidan Chiles (Michigan St.) at Maryland (09/07/2024) |
| 359 | Braedyn Locke (Wisconsin) vs Purdue (10/05/2024) |
| 359 | Kurtis Rourke (Indiana) vs Maryland (09/28/2024) |
| 341 | Dillon Gabriel (Oregon) vs Ohio St. (10/12/2024) |
| 336 | Miller Moss (Southern California) at Maryland (10/19/2024) |
| 326 | Will Howard (Ohio St.) at Oregon (10/12/2024) |
| 308 | Miller Moss (Southern California) vs Wisconsin (09/28/2024) |
| 307 | Kurtis Rourke (Indiana) at UCLA (09/14/2024) |
| 306 | Will Rogers (Washington) at Rutgers (09/27/2024) |
| Number of 300-Yard Passing Performances | |



**2024-25 Big Ten Football
Conference Individual Game Highs
In Conference games**

- 3 Kurtis Rourke, Indiana
- 2 Miller Moss, Southern California
- 1 Drew Allar, Penn St.
- 1 Ethan Garbers, UCLA
- 1 Luke Altmyer, Illinois
- 1 Billy Edwards Jr., Maryland
- 1 Aidan Chiles, Michigan St.
- 1 Braedyn Locke, Wisconsin
- 1 Dillon Gabriel, Oregon
- 1 Will Howard, Ohio St.
- 1 Will Rogers, Washington

200-Yard Receiving Performances

- 224 Tyler Warren (Penn St.) at Southern California (10/12/2024)

100-Yard Receiving Performances

- 224 Tyler Warren (Penn St.) at Southern California (10/12/2024)
- 194 Nick Marsh (Michigan St.) at Maryland (09/07/2024)
- 152 Tai Felton (Maryland) vs Michigan St. (09/07/2024)
- 149 Evan Stewart (Oregon) vs Ohio St. (10/12/2024)
- 135 Elijah Sarratt (Indiana) at Northwestern (10/05/2024)
- 134 Trech Kekahuna (Wisconsin) vs Purdue (10/05/2024)
- 133 Max Klare (Purdue) at Illinois (10/12/2024)
- 128 Bryce Kirtz (Northwestern) vs Indiana (10/05/2024)
- 128 Elijah Sarratt (Indiana) vs Maryland (09/28/2024)
- 125 Denzel Boston (Washington) at Rutgers (09/27/2024)
- 123 Bryce Kirtz (Northwestern) at Maryland (10/11/2024)
- 121 Tez Johnson (Oregon) at UCLA (09/28/2024)
- 121 Denzel Boston (Washington) vs Northwestern (09/21/2024)
- 114 Keegan Jones (UCLA) at Rutgers (10/19/2024)
- 113 Nick Marsh (Michigan St.) vs Iowa (10/19/2024)
- 112 Daniel Jackson (Minnesota) vs Iowa (09/21/2024)
- 111 Kaden Prather (Maryland) vs Southern California (10/19/2024)
- 107 J.Michael Sturdivant (UCLA) vs Minnesota (10/12/2024)
- 107 Liam Clifford (Penn St.) vs UCLA (10/05/2024)
- 105 Ja'Kobi Lane (Southern California) vs Wisconsin (09/28/2024)
- 104 Moliki Matavao (UCLA) at Rutgers (10/19/2024)
- 104 Pat Bryant (Illinois) vs Purdue (10/12/2024)
- 100 Montorie Foster Jr. (Michigan St.) vs Iowa (10/19/2024)
- 100 Jeremiah Smith (Ohio St.) at Oregon (10/12/2024)

Number of 100-Yard Receiving Performances

- 2 Nick Marsh, Michigan St.
- 2 Elijah Sarratt, Indiana
- 2 Bryce Kirtz, Northwestern
- 2 Denzel Boston, Washington
- 1 Tyler Warren, Penn St.
- 1 Tai Felton, Maryland
- 1 Evan Stewart, Oregon
- 1 Trech Kekahuna, Wisconsin
- 1 Max Klare, Purdue
- 1 Tez Johnson, Oregon
- 1 Keegan Jones, UCLA
- 1 Daniel Jackson, Minnesota
- 1 Kaden Prather, Maryland
- 1 J.Michael Sturdivant, UCLA
- 1 Liam Clifford, Penn St.
- 1 Ja'Kobi Lane, Southern California
- 1 Moliki Matavao, UCLA



**2024-25 Big Ten Football
Conference Individual Game Highs
In Conference games**

- | | |
|---|-----------------------------------|
| 1 | Pat Bryant, Illinois |
| 1 | Montorie Foster Jr., Michigan St. |
| 1 | Jeremiah Smith, Ohio St. |



**2024-25 Big Ten Football
Conference Statistical Ranking Comparison
In Conference games**

| Team | Offense | | | | Defense | | | |
|---------------------|---------|---------|------------|---------|---------|---------|------------|---------|
| | Rushing | Passing | Total Off. | Scoring | Rushing | Passing | Total Def. | Scoring |
| Illinois | 10 | 10 | 9 | 5 | 15 | 10 | 11 | 11 |
| Indiana | 6 | 2 | 2 | 1 | 3 | 8 | 7 | 5 |
| Iowa | 2 | 18 | 17 | 7 | 12 | 11 | 10 | 9 |
| Maryland | 18 | 3 | 6 | 8 | 4 | 16 | 14 | 15 |
| Michigan | 3 | 17 | 16 | 13 | 5 | 9 | 9 | 8 |
| Michigan St. | 13 | 7 | 8 | 14 | 11 | 12 | 12 | 14 |
| Minnesota | 17 | 12 | 15 | 11 | 13 | 4 | 6 | 7 |
| Nebraska | 14 | 8 | 11 | 15 | 7 | 7 | 8 | 12 |
| Northwestern | 16 | 16 | 18 | 16 | 9 | 13 | 13 | 10 |
| Ohio St. | 11 | 11 | 10 | 6 | 2 | 5 | 2 | 1 |
| Oregon | 5 | 4 | 3 | 4 | 6 | 6 | 5 | 3 |
| Penn St. | 12 | 13 | 14 | 12 | 1 | 2 | 1 | 2 |
| Purdue | 7 | 15 | 12 | 18 | 16 | 17 | 18 | 18 |
| Rutgers | 9 | 14 | 13 | 17 | 17 | 14 | 15 | 13 |
| Southern California | 4 | 1 | 1 | 3 | 18 | 15 | 17 | 15 |
| UCLA | 15 | 6 | 7 | 9 | 8 | 18 | 16 | 17 |
| Washington | 8 | 5 | 5 | 10 | 14 | 1 | 3 | 6 |
| Wisconsin | 1 | 9 | 4 | 2 | 10 | 3 | 4 | 3 |

| Team | Kick ret. | Punt ret. | Interceptions | Sacks | TFL | Turnover Mar. |
|---------------------|-----------|-----------|---------------|-------|-----|---------------|
| Illinois | 11 | 2 | 14 | 1 | 7 | 12 |
| Indiana | 18 | 6 | 4 | 4 | 5 | 4 |
| Iowa | 2 | 5 | 8 | 9 | 17 | 2 |
| Maryland | 8 | 8 | 2 | 8 | 2 | 6 |
| Michigan | 12 | 3 | 11 | 2 | 1 | 16 |
| Michigan St. | 13 | 18 | 7 | 18 | 13 | 16 |
| Minnesota | 6 | 1 | 16 | 12 | 13 | 4 |
| Nebraska | 4 | 15 | 6 | 3 | 5 | 12 |
| Northwestern | 1 | 3 | 9 | 9 | 10 | 1 |
| Ohio St. | 17 | 14 | 5 | 17 | 11 | 6 |
| Oregon | 15 | 13 | 17 | 6 | 3 | 2 |
| Penn St. | 10 | 16 | 11 | 5 | 3 | 8 |
| Purdue | 9 | 17 | 17 | 7 | 11 | 12 |
| Rutgers | 16 | 12 | 13 | 11 | 15 | 8 |
| Southern California | 14 | 10 | 1 | 15 | 9 | 8 |
| UCLA | 3 | 10 | 3 | 16 | 7 | 18 |
| Washington | 7 | 7 | 10 | 14 | 17 | 8 |
| Wisconsin | 5 | 9 | 15 | 13 | 15 | 12 |



**2024-25 Big Ten Football
Individual Statistics
In Conference games**

RUSHING (Minimum Games Played Pct. 75%, 10 Rushing Attempts/Game)

| # | Player | G | Att. | Yds | Avg. | TD | Lg | Avg/g |
|----|------------------------|---|------|-----|------|----|----|--------|
| 1 | Johnson, Kaleb - Iowa | 4 | 71 | 556 | 7.83 | 7 | 75 | 139.00 |
| 2 | Walker, Tawee - Wisc | 4 | 78 | 473 | 6.06 | 8 | 55 | 118.25 |
| 3 | James, Jordan - Oregon | 4 | 77 | 434 | 5.64 | 5 | 41 | 108.50 |
| 4 | Mullings, Kalel - Mich | 4 | 74 | 406 | 5.49 | 5 | 63 | 101.50 |
| 5 | Marks, Woody - USC | 5 | 89 | 490 | 5.51 | 2 | 65 | 98.00 |
| 6 | Monangai, Kyle - RU | 4 | 82 | 388 | 4.73 | 5 | 40 | 97.00 |
| 7 | Coleman, Jonah - UW | 4 | 58 | 375 | 6.47 | 2 | 39 | 93.75 |
| 8 | Allen, Kaytron - PSU | 3 | 55 | 236 | 4.29 | 3 | 14 | 78.67 |
| 9 | Ellison, Justice - IND | 4 | 45 | 271 | 6.02 | 5 | 43 | 67.75 |
| 10 | Taylor, Darius - MINN | 4 | 64 | 244 | 3.81 | 3 | 40 | 61.00 |

TOTAL OFFENSE (Minimum Games Played Pct. 75%)

| # | Player | G | Rush | Pass | Plays | Total | Yds/g |
|----|--------------------------|---|------|------|-------|-------|--------|
| 1 | Gabriel, Dillon - Oregon | 4 | 66 | 1166 | 147 | 1232 | 308.00 |
| 2 | Rourke, Kurtis - IND | 4 | -3 | 1235 | 131 | 1232 | 308.00 |
| 3 | Edwards Jr., Billy - MD | 4 | -15 | 1211 | 214 | 1196 | 299.00 |
| 4 | Howard, Will - OSU | 3 | 55 | 779 | 116 | 834 | 278.00 |
| 5 | Allar, Drew - PSU | 3 | 44 | 763 | 100 | 807 | 269.00 |
| 6 | Moss, Miller - USC | 5 | -29 | 1347 | 234 | 1318 | 263.60 |
| 7 | Chiles, Aidan - MSU | 4 | 73 | 940 | 142 | 1013 | 253.25 |
| 8 | Rogers, Will - UW | 4 | -12 | 995 | 146 | 983 | 245.75 |
| 9 | Garbers, Ethan - UCLA | 4 | 51 | 931 | 146 | 982 | 245.50 |
| 10 | Altmyer, Luke - Illini | 4 | 101 | 859 | 149 | 960 | 240.00 |

PASSING AVG/GAME (Minimum Games Played Pct. 75%)

| # | Player | G | Comp-att-int | Yds | TD | Avg/g |
|----|--------------------------|---|--------------|------|----|--------|
| 1 | Rourke, Kurtis - IND | 4 | 89-120-3 | 1235 | 11 | 308.75 |
| 2 | Edwards Jr., Billy - MD | 4 | 119-176-3 | 1211 | 7 | 302.75 |
| 3 | Gabriel, Dillon - Oregon | 4 | 95-132-4 | 1166 | 9 | 291.50 |
| 4 | Moss, Miller - USC | 5 | 135-218-6 | 1347 | 12 | 269.40 |
| 5 | Howard, Will - OSU | 3 | 70-91-2 | 779 | 8 | 259.67 |
| 6 | Allar, Drew - PSU | 3 | 62-88-3 | 763 | 3 | 254.33 |
| 7 | Rogers, Will - UW | 4 | 89-129-2 | 995 | 7 | 248.75 |
| 8 | Chiles, Aidan - MSU | 4 | 69-104-4 | 940 | 5 | 235.00 |
| 9 | Locke, Braedyn - Wisc | 4 | 67-109-5 | 939 | 6 | 234.75 |
| 10 | Garbers, Ethan - UCLA | 4 | 83-117-6 | 931 | 5 | 232.75 |

SCORING (Minimum Games Played Pct. 75%)

| # | Player | G | TD | FG | XPT | 2XP | Pts | Pts/g |
|----|------------------------|---|----|----|-----|-----|-----|-------|
| 1 | Walker, Tawee - Wisc | 4 | 8 | 0 | 0 | 0 | 48 | 12.00 |
| 2 | Johnson, Kaleb - Iowa | 4 | 8 | 0 | 0 | 0 | 48 | 12.00 |
| 3 | Egbuka, Emeka - OSU | 3 | 5 | 0 | 0 | 0 | 30 | 10.00 |
| 4 | Boston, Denzel - UW | 4 | 6 | 0 | 0 | 0 | 36 | 9.00 |
| 5 | Kim, Jonathan - MSU | 4 | 0 | 9 | 7 | 0 | 34 | 8.50 |
| 6 | Barker, Ryan - PSU | 3 | 0 | 6 | 7 | 0 | 25 | 8.33 |
| 7 | Smith, Jeremiah - OSU | 3 | 4 | 0 | 0 | 0 | 24 | 8.00 |
| 8 | Radicic, Nicolas - IND | 4 | 0 | 2 | 25 | 0 | 31 | 7.75 |
| 9 | Monangai, Kyle - RU | 4 | 5 | 0 | 0 | 0 | 30 | 7.50 |
| 10 | Johnson, Tez - Oregon | 4 | 5 | 0 | 0 | 0 | 30 | 7.50 |

PASS EFFICIENCY (Minimum Games Played Pct. 75%, 15 Total Passes/Game)

| # | Player | G | Comp-att-int | Yds | TD | Eff. |
|----|--------------------------|---|--------------|------|----|--------|
| 1 | Rourke, Kurtis - IND | 4 | 89-120-3 | 1235 | 11 | 185.87 |
| 2 | Howard, Will - OSU | 3 | 70-91-2 | 779 | 8 | 173.45 |
| 3 | Gabriel, Dillon - Oregon | 4 | 95-132-4 | 1166 | 9 | 162.61 |
| 4 | Altmyer, Luke - Illini | 4 | 66-104-1 | 859 | 9 | 159.48 |
| 5 | Chiles, Aidan - MSU | 4 | 69-104-4 | 940 | 5 | 150.44 |
| 6 | Browne, Ryan - Purdue | 3 | 28-46-1 | 396 | 3 | 150.36 |
| 7 | Rogers, Will - UW | 4 | 89-129-2 | 995 | 7 | 148.59 |
| 8 | Allar, Drew - PSU | 3 | 62-88-3 | 763 | 3 | 147.72 |
| 9 | Locke, Braedyn - Wisc | 4 | 67-109-5 | 939 | 6 | 142.82 |
| 10 | Garbers, Ethan - UCLA | 4 | 83-117-6 | 931 | 5 | 141.63 |

SCORING (TDs) (Minimum Games Played Pct. 75%, 1 Touchdowns)

| # | Player | G | Run | Rec | Ret | Pts | Avg/g |
|----|------------------------|---|-----|-----|-----|-----|-------|
| 1 | Walker, Tawee - Wisc | 4 | 8 | 0 | 0 | 48 | 12.00 |
| 2 | Johnson, Kaleb - Iowa | 4 | 7 | 1 | 0 | 48 | 12.00 |
| 3 | Egbuka, Emeka - OSU | 3 | 0 | 5 | 0 | 30 | 10.00 |
| 4 | Boston, Denzel - UW | 4 | 0 | 6 | 0 | 36 | 9.00 |
| 5 | Smith, Jeremiah - OSU | 3 | 1 | 3 | 0 | 24 | 8.00 |
| 6 | Ellison, Justice - IND | 4 | 5 | 0 | 0 | 30 | 7.50 |
| 7 | Johnson, Tez - Oregon | 4 | 0 | 5 | 0 | 30 | 7.50 |
| 8 | James, Jordan - Oregon | 4 | 5 | 0 | 0 | 30 | 7.50 |
| 9 | Monangai, Kyle - RU | 4 | 5 | 0 | 0 | 30 | 7.50 |
| 10 | Mullings, Kalel - Mich | 4 | 5 | 0 | 0 | 30 | 7.50 |

RECEPTIONS/GAME (Minimum Games Played Pct. 75%)

| # | Player | G | No. | Yds | TD | Lg | Yds/g | Rec/g |
|----|--------------------------|---|-----|-----|----|----|-------|-------|
| 1 | Johnson, Tez - Oregon | 4 | 35 | 346 | 5 | 52 | 86.50 | 8.75 |
| 2 | Egbuka, Emeka - OSU | 3 | 26 | 260 | 5 | 33 | 86.67 | 8.67 |
| 3 | Felton, Tai - MD | 4 | 34 | 351 | 2 | 35 | 87.75 | 8.50 |
| 4 | Warren, Tyler - PSU | 3 | 24 | 287 | 2 | 34 | 95.67 | 8.00 |
| 5 | Jackson, Daniel - MINN | 4 | 30 | 295 | 1 | 28 | 73.75 | 7.50 |
| 6 | Prather, Kaden - MD | 4 | 27 | 296 | 1 | 33 | 74.00 | 6.75 |
| 7 | Smith, Jeremiah - OSU | 3 | 18 | 272 | 3 | 53 | 90.67 | 6.00 |
| 8 | Boston, Denzel - UW | 4 | 23 | 374 | 6 | 51 | 93.50 | 5.75 |
| 9 | Jackson, Giles - UW | 4 | 23 | 216 | 1 | 39 | 54.00 | 5.75 |
| 10 | Loveland, Colston - Mich | 3 | 17 | 157 | 1 | 29 | 52.33 | 5.67 |

SCORING (KICK) (Minimum Games Played Pct. 75%)

| # | Player | G | PAT | FG | Pts | Avg/g |
|----|------------------------------|---|-------|------|-----|-------|
| 1 | Kim, Jonathan - MSU | 4 | 7-7 | 9-10 | 34 | 8.50 |
| 2 | Barker, Ryan - PSU | 3 | 7-7 | 6-6 | 25 | 8.33 |
| 3 | Radicic, Nicolas - IND | 4 | 25-25 | 2-2 | 31 | 7.75 |
| 4 | Olano, David - Illini | 4 | 11-11 | 6-8 | 29 | 7.25 |
| 5 | Lantz, Michael - USC | 5 | 17-17 | 6-9 | 35 | 7.00 |
| 6 | Fielding, Jayden - OSU | 3 | 14-14 | 2-2 | 20 | 6.67 |
| 7 | Stevens, Drew - Iowa | 4 | 11-11 | 5-7 | 26 | 6.50 |
| 8 | Gross, Grady - UW | 4 | 8-8 | 5-12 | 23 | 5.75 |
| 9 | Sappington, Atticus - Oregon | 4 | 10-11 | 4-5 | 22 | 5.50 |
| 10 | Vakos, Nathaniel - Wisc | 4 | 19-19 | 1-3 | 22 | 5.50 |



**2024-25 Big Ten Football
Individual Statistics
In Conference games**

RECEIVE YDS/GAME (Minimum Games Played Pct. 75%)

| # | Player | G | No. | Yds | TD | Long | Avg/c | Yds/g |
|----|------------------------|---|-----|-----|----|------|-------|-------|
| 1 | Marsh, Nick - MSU | 4 | 21 | 395 | 1 | 77 | 18.81 | 98.75 |
| 2 | Warren, Tyler - PSU | 3 | 24 | 287 | 2 | 34 | 11.96 | 95.67 |
| 3 | Sarratt, Elijah - IND | 4 | 21 | 382 | 2 | 36 | 18.19 | 95.50 |
| 4 | Boston, Denzel - UW | 4 | 23 | 374 | 6 | 51 | 16.26 | 93.50 |
| 5 | Smith, Jeremiah - OSU | 3 | 18 | 272 | 3 | 53 | 15.11 | 90.67 |
| 6 | Felton, Tai - MD | 4 | 34 | 351 | 2 | 35 | 10.32 | 87.75 |
| 7 | Egbuka, Emeke - OSU | 3 | 26 | 260 | 5 | 33 | 10.00 | 86.67 |
| 8 | Johnson, Tez - Oregon | 4 | 35 | 346 | 5 | 52 | 9.89 | 86.50 |
| 9 | Prather, Kaden - MD | 4 | 27 | 296 | 1 | 33 | 10.96 | 74.00 |
| 10 | Jackson, Daniel - MINN | 4 | 30 | 295 | 1 | 28 | 9.83 | 73.75 |

PUNT RETURN AVG (Minimum Games Played Pct. 75%)

| # | Player | G | No. | Yds | TD | Long | Avg. |
|---|-----------------------|---|-----|-----|----|------|-------|
| 1 | Beatty, Hank - Illini | 4 | 4 | 84 | 0 | 37 | 21.00 |
| 2 | Kirtz, Bryce - NU | 4 | 2 | 36 | 0 | 23 | 18.00 |
| 3 | Felton, Tai - MD | 4 | 1 | 17 | 0 | 17 | 17.00 |

KICK RETURN AVG (Minimum Games Played Pct. 75%)

| # | Player | G | No. | Yds | TD | Long | Avg. |
|---|----------------------------|---|-----|-----|----|------|-------|
| 1 | Anthony II, Vinny - Wisc | 4 | 3 | 130 | 0 | 74 | 43.33 |
| 2 | Himon II, Joseph - NU | 4 | 10 | 268 | 0 | 96 | 26.80 |
| 3 | Whittington, Noah - Oregon | 4 | 1 | 26 | 0 | 26 | 26.00 |

ALL PURPOSE (Minimum Games Played Pct. 75%)

| # | Player | G | Rush | Rcv | PR | KR | Yds | Avg/g |
|----|------------------------|---|------|-----|----|----|-----|--------|
| 1 | Johnson, Kaleb - Iowa | 4 | 556 | 75 | 0 | 0 | 631 | 157.75 |
| 2 | Marks, Woody - USC | 5 | 490 | 140 | 0 | 0 | 630 | 126.00 |
| 3 | Walker, Tawee - Wisc | 4 | 473 | 10 | 0 | 0 | 483 | 120.75 |
| 4 | James, Jordan - Oregon | 4 | 434 | 31 | 0 | 0 | 465 | 116.25 |
| 5 | Coleman, Jonah - UW | 4 | 375 | 59 | 0 | 0 | 434 | 108.50 |
| 6 | Boston, Denzel - UW | 4 | 0 | 374 | 48 | 0 | 422 | 105.50 |
| 7 | Monangai, Kyle - RU | 4 | 388 | 32 | 0 | 0 | 420 | 105.00 |
| 8 | Mullings, Kalel - Mich | 4 | 406 | 10 | 0 | 0 | 416 | 104.00 |
| 9 | Marsh, Nick - MSU | 4 | -6 | 395 | 0 | 0 | 389 | 97.25 |
| 10 | Taylor, Darius - MINN | 4 | 244 | 138 | 0 | 0 | 382 | 95.50 |

PUNTING (Minimum Games Played Pct. 75%, 3.6 Punts/Game)

| # | Player | G | No. | Yds | Lg | I20 | 50+ | TB | Avg. |
|---|---------------------------|---|-----|------|----|-----|-----|----|-------|
| 1 | Czaplicki, Eddie - USC | 5 | 21 | 1034 | 62 | 10 | 11 | 0 | 49.24 |
| 2 | Dakin, Rhys - Iowa | 4 | 16 | 767 | 61 | 9 | 6 | 2 | 47.94 |
| 3 | McFerson, Bryce - MD | 4 | 17 | 803 | 63 | 8 | 9 | 1 | 47.24 |
| 4 | Bertrams, Atticus - Wisc | 4 | 18 | 837 | 74 | 9 | 6 | 2 | 46.50 |
| 5 | Akers, Luke - NU | 4 | 21 | 921 | 58 | 10 | 5 | 0 | 43.86 |
| 6 | Doman, Tommy - Mich | 4 | 21 | 910 | 58 | 6 | 7 | 2 | 43.33 |
| 7 | Anderson, Jakob - RU | 4 | 22 | 944 | 61 | 7 | 3 | 3 | 42.91 |
| 8 | Crimmins, Keelan - Purdue | 4 | 19 | 813 | 58 | 2 | 2 | 0 | 42.79 |
| 9 | Crawford, Mark - MINN | 4 | 20 | 848 | 56 | 7 | 2 | 0 | 42.40 |

FIELD GOALS (Minimum Games Played Pct. 75%)

| # | Player | G | Made | Att. | Long | Pct. | Avg. |
|---|------------------------------|---|------|------|------|--------|------|
| 1 | Kim, Jonathan - MSU | 4 | 9 | 10 | 55 | 90.00 | 2.25 |
| 2 | Barker, Ryan - PSU | 3 | 6 | 6 | 40 | 100.00 | 2.00 |
| 3 | Olano, David - Illini | 4 | 6 | 8 | 49 | 75.00 | 1.50 |
| 4 | Stevens, Drew - Iowa | 4 | 5 | 7 | 51 | 71.43 | 1.25 |
| 5 | Porath, Spencer - Purdue | 4 | 5 | 7 | 45 | 71.43 | 1.25 |
| 6 | Gross, Grady - UW | 4 | 5 | 12 | 35 | 41.67 | 1.25 |
| 7 | Bhaghani, Mateen - UCLA | 5 | 6 | 8 | 54 | 75.00 | 1.20 |
| 8 | Lantz, Michael - USC | 5 | 6 | 9 | 54 | 66.67 | 1.20 |
| 9 | Sappington, Atticus - Oregon | 4 | 4 | 5 | 42 | 80.00 | 1.00 |



2024-25 Big Ten Football
Individual Statistics
In Conference games

FIELD GOAL PCT (Minimum Games Played Pct. 75%)

| # | Player | G | Made | Att. | Long | Pct. |
|---|------------------------------|---|------|------|------|--------|
| 1 | Fielding, Jayden - OSU | 3 | 2 | 2 | 40 | 100.00 |
| 2 | Barker, Ryan - PSU | 3 | 6 | 6 | 40 | 100.00 |
| 3 | Radicic, Nicolas - IND | 4 | 2 | 2 | 37 | 100.00 |
| 4 | Kim, Jonathan - MSU | 4 | 9 | 10 | 55 | 90.00 |
| 5 | Sappington, Atticus - Oregon | 4 | 4 | 5 | 42 | 80.00 |
| 6 | Zvada, Dominic - Mich | 4 | 3 | 4 | 53 | 75.00 |
| 7 | Bhaghani, Mateen - UCLA | 5 | 6 | 8 | 54 | 75.00 |
| 8 | Olano, David - Illini | 4 | 6 | 8 | 49 | 75.00 |
| 9 | Stevens, Drew - Iowa | 4 | 5 | 7 | 51 | 71.43 |

PAT KICKING PCT (Minimum Games Played Pct. 75%)

| # | Player | G | Made | Att. | Pct. |
|---|------------------------|---|------|------|--------|
| 1 | Lantz, Michael - USC | 5 | 17 | 17 | 100.00 |
| 2 | Boyle, Andrew - Oregon | 3 | 3 | 3 | 100.00 |
| 3 | Kesich, Dragan - MINN | 4 | 11 | 11 | 100.00 |
| 4 | Akers, Luke - NU | 4 | 4 | 4 | 100.00 |
| 5 | Kim, Jonathan - MSU | 4 | 7 | 7 | 100.00 |
| 6 | Howes, Jack - MD | 4 | 11 | 11 | 100.00 |
| 7 | Fielding, Jayden - OSU | 3 | 14 | 14 | 100.00 |
| 8 | Stevens, Drew - Iowa | 4 | 11 | 11 | 100.00 |
| 9 | Gross, Grady - UW | 4 | 8 | 8 | 100.00 |



**2024-25 Big Ten Football
Individual Statistics
In Conference games**

TACKLES (All positions) (Minimum Games Played Pct. 75%)

| # | Player | G | Pos | Solo | Ast | Total | Avg/g |
|----|---------------------------------|---|-----|------|-----|-------|-------|
| 1 | Higgins, Jay - Iowa | 4 | LB | 16 | 35 | 51 | 12.75 |
| 2 | Schwesinger, Carson - UCLA | 5 | LB | 31 | 22 | 53 | 10.60 |
| 3 | Djabome, Dariel - RU | 4 | LB | 18 | 24 | 42 | 10.50 |
| 4 | Fisher, Aiden - IND | 4 | LB | 17 | 20 | 37 | 9.25 |
| 5 | Uihlein, Mac - NU | 4 | LB | 24 | 12 | 36 | 9.00 |
| 6 | Mascarenas-Arnold, Easton - USC | 5 | LB | 26 | 17 | 43 | 8.60 |
| 7 | Rosiek, Dylan - Illini | 4 | LB | 15 | 18 | 33 | 8.25 |
| 8 | Jackson, Nick - Iowa | 4 | LB | 14 | 19 | 33 | 8.25 |
| 9 | Bailey, Matthew - Illini | 4 | DB | 15 | 17 | 32 | 8.00 |
| 10 | Lindenberg, Cody - MINN | 4 | LB | 17 | 15 | 32 | 8.00 |
| 11 | Hausmann, Ernest - Mich | 4 | LB | 23 | 8 | 31 | 7.75 |
| 12 | Thieneman, Dillon - Purdue | 4 | DB | 21 | 9 | 30 | 7.50 |
| 13 | Jacas, Gabe - Illini | 4 | LB | 15 | 15 | 30 | 7.50 |
| 14 | Styles, Sonny - OSU | 3 | LB | 11 | 11 | 22 | 7.33 |
| 15 | Bruener, Carson - UW | 4 | LB | 13 | 16 | 29 | 7.25 |
| 16 | Turner, Jordan - MSU | 4 | LB | 15 | 13 | 28 | 7.00 |
| 17 | Arnold, Akili - USC | 4 | S | 17 | 10 | 27 | 6.75 |
| 18 | Thomas, Jaheim - Wisc | 4 | LB | 13 | 14 | 27 | 6.75 |
| 19 | Igbinosun, Desmond - RU | 4 | DB | 12 | 15 | 27 | 6.75 |
| 20 | Dixon, Flip - RU | 4 | DB | 14 | 13 | 27 | 6.75 |
| 21 | Ponds, D'Angelo - IND | 4 | CB | 19 | 7 | 26 | 6.50 |
| 22 | Brown, Kerry - MINN | 3 | DB | 10 | 9 | 19 | 6.33 |
| 23 | King, Kobe - PSU | 3 | LB | 11 | 8 | 19 | 6.33 |
| 24 | Jenkins, Kydran - Purdue | 4 | LB | 16 | 9 | 25 | 6.25 |
| 25 | Karlaftis, Yanni - Purdue | 4 | LB | 18 | 7 | 25 | 6.25 |
| 26 | Coleman, Seth - Illini | 4 | LB | 13 | 12 | 25 | 6.25 |
| 27 | Hypolite II, Ruben - MD | 4 | LB | 10 | 14 | 24 | 6.00 |
| 28 | Walker, Jailin - IND | 4 | LB | 12 | 12 | 24 | 6.00 |
| 29 | Schulte, Quinn - Iowa | 4 | DB | 11 | 13 | 24 | 6.00 |
| 30 | Nwankpa, Xavier - Iowa | 4 | DB | 14 | 10 | 24 | 6.00 |
| 31 | Simon, Cody - OSU | 3 | LB | 10 | 8 | 18 | 6.00 |
| 32 | Cobb, Mason - USC | 5 | LB | 12 | 17 | 29 | 5.80 |
| 33 | Oladejo, Oluwafemi - UCLA | 5 | LB | 12 | 17 | 29 | 5.80 |
| 34 | Barham, Jaishawn - Mich | 4 | LB | 11 | 12 | 23 | 5.75 |
| 35 | Scott, Miles - Illini | 4 | DB | 18 | 5 | 23 | 5.75 |
| 36 | Mueller, Xander - NU | 4 | LB | 12 | 11 | 23 | 5.75 |
| 37 | Gifford, Isaac - Nebr | 4 | DB | 11 | 12 | 23 | 5.75 |
| 38 | Reed, Jaylen - PSU | 3 | S | 12 | 5 | 17 | 5.67 |
| 39 | Downs, Caleb - OSU | 3 | DB | 11 | 6 | 17 | 5.67 |
| 40 | Powell, Tyreem - RU | 3 | LB | 7 | 10 | 17 | 5.67 |
| 41 | Medrano, Kain - UCLA | 5 | LB | 19 | 9 | 28 | 5.60 |
| 42 | Smith, Jaylin - USC | 5 | CB | 20 | 8 | 28 | 5.60 |
| 43 | Martinez, Nikai - MSU | 4 | DB | 11 | 11 | 22 | 5.50 |
| 44 | Striggow, Danny - MINN | 4 | DL | 14 | 8 | 22 | 5.50 |
| 45 | Turner, Devin - NU | 3 | DB | 10 | 6 | 16 | 5.33 |
| 46 | Lee, Deshaun - Iowa | 3 | DB | 7 | 9 | 16 | 5.33 |
| 47 | Wheatley, Zakee - PSU | 3 | S | 9 | 7 | 16 | 5.33 |
| 48 | Johnson, Quinten - Mich | 4 | DB | 14 | 7 | 21 | 5.25 |
| 49 | Loyal, Shaquan - RU | 4 | DB | 11 | 10 | 21 | 5.25 |
| 50 | Wright, Ceyair - Nebr | 4 | DB | 17 | 4 | 21 | 5.25 |

SACKS (Minimum Games Played Pct. 75%)

| # | Player | G | Pos | Solo | Ast | Total | Avg/g |
|----|-----------------------------|---|-----|------|-----|-------|-------|
| 1 | Stewart, Josaiah - Mich | 3 | DE | 3 | 1 | 3.5 | 1.17 |
| 2 | Jacas, Gabe - Illini | 4 | LB | 4 | 1 | 4.5 | 1.13 |
| 3 | Williams, James - Nebr | 4 | DL | 4 | 0 | 4 | 1.00 |
| 4 | Carter, Abdul - PSU | 3 | LB | 3 | 0 | 3 | 1.00 |
| 5 | Uiagalelei, Matayo - Oregon | 4 | DE | 3 | 1 | 3.5 | 0.88 |
| 6 | Graham, Mason - Mich | 4 | DL | 3 | 1 | 3.5 | 0.88 |
| 7 | Joyner, Jah - MINN | 4 | DL | 3 | 0 | 3 | 0.75 |
| 8 | Carpenter, James - IND | 4 | DL | 3 | 0 | 3 | 0.75 |
| 9 | Wyatt, Kellan - MD | 4 | LB | 3 | 0 | 3 | 0.75 |
| 10 | Wheatland, Caleb - MD | 4 | LB | 3 | 0 | 3 | 0.75 |
| 11 | Kamara, Mikail - IND | 4 | DL | 3 | 0 | 3 | 0.75 |
| 12 | Ward, Isaiah - UW | 4 | DE | 3 | 0 | 3 | 0.75 |
| 13 | Cheeks, Sebastian - Wisc | 3 | LB | 1 | 2 | 2 | 0.67 |
| 14 | Guy, T.J. - Mich | 4 | DE | 2 | 1 | 2.5 | 0.63 |
| 15 | Heldt, Will - Purdue | 4 | DE | 2 | 1 | 2.5 | 0.63 |
| 16 | Hamilton, Kyonte - RU | 4 | DL | 2 | 1 | 2.5 | 0.63 |
| 17 | Edwards, TeRah - Illini | 4 | DL | 2 | 1 | 2.5 | 0.63 |
| 18 | Robinson, Ty - Nebr | 4 | DL | 2 | 0 | 2 | 0.50 |
| 19 | Bryant, Alec - Illini | 4 | LB | 2 | 0 | 2 | 0.50 |
| 20 | Tuimoloau, JT - OSU | 3 | DL | 1 | 1 | 1.5 | 0.50 |

TACKLES FOR LOSS (Minimum Games Played Pct. 75%, 1.25 Total

Tackles For Loss/Game)

| # | Player | G | Pos | Solo | Ast | Total | Avg/g |
|---|-----------------------------|---|-----|------|-----|-------|-------|
| 1 | Carter, Abdul - PSU | 3 | LB | 5 | 4 | 7 | 2.33 |
| 2 | Stewart, Josaiah - Mich | 3 | DE | 5 | 3 | 6.5 | 2.17 |
| 3 | Wyatt, Kellan - MD | 4 | LB | 6 | 2 | 7 | 1.75 |
| 4 | Carpenter, James - IND | 4 | DL | 6 | 0 | 6 | 1.50 |
| 5 | Wheatland, Caleb - MD | 4 | LB | 5 | 1 | 5.5 | 1.38 |
| 6 | Uiagalelei, Matayo - Oregon | 4 | DE | 5 | 1 | 5.5 | 1.38 |
| 7 | Downs, Caleb - OSU | 3 | DB | 4 | 0 | 4 | 1.33 |



**2024-25 Big Ten Football
Individual Statistics
In Conference games**

FUMBLES FORCED (Minimum Games Played Pct. 75%)

| # | Player | G | No. | Avg/g |
|----|-------------------------|---|-----|-------|
| 1 | Graves, Aaron - Iowa | 4 | 2 | 0.50 |
| 2 | Metz, Greyson - NU | 4 | 2 | 0.50 |
| 3 | Wyatt, Kellan - MD | 4 | 2 | 0.50 |
| 4 | Jacas, Gabe - Illini | 4 | 2 | 0.50 |
| 5 | Hancock, Jordan - OSU | 3 | 1 | 0.33 |
| 6 | Sawyer, Jack - OSU | 3 | 1 | 0.33 |
| 7 | Reed, Jaylen - PSU | 3 | 1 | 0.33 |
| 8 | Hamilton, Ty - OSU | 3 | 1 | 0.33 |
| 9 | Ransom, Lathan - OSU | 3 | 1 | 0.33 |
| 10 | Stewart, Josaiah - Mich | 3 | 1 | 0.33 |

FUMBLES RECOVERED (Minimum Games Played Pct. 75%)

| # | Player | G | No. | Avg/g |
|----|-----------------------------|---|-----|-------|
| 1 | Kamara, Mikail - IND | 4 | 2 | 0.50 |
| 2 | Walters, Damon - NU | 3 | 1 | 0.33 |
| 3 | Vilbert, Smith - PSU | 3 | 1 | 0.33 |
| 4 | Styles, Sonny - OSU | 3 | 1 | 0.33 |
| 5 | Simon, Cody - OSU | 3 | 1 | 0.33 |
| 6 | Hood, Malachi - Illini | 3 | 1 | 0.33 |
| 7 | Sawyer, Jack - OSU | 3 | 1 | 0.33 |
| 8 | Jackson Jr., Kenyatta - OSU | 3 | 1 | 0.33 |
| 9 | Barten, Ben - Wisc | 4 | 1 | 0.25 |
| 10 | Pfeiffer, Cayson - Wisc | 4 | 1 | 0.25 |

PASSES DEFENDED (Minimum Games Played Pct. 75%)

| # | Player | G | Brup | Int. | Total | Avg/g |
|----|------------------------------|---|------|------|-------|-------|
| 1 | Breedlove, Kyndrich - Purdue | 4 | 3 | 3 | 6 | 1.50 |
| 2 | Johnson, Theran - NU | 4 | 6 | 0 | 6 | 1.50 |
| 3 | Wright, Ceyair - Nebr | 4 | 5 | 1 | 6 | 1.50 |
| 4 | Loyal, Shaquan - RU | 4 | 4 | 1 | 5 | 1.25 |
| 5 | Hill, Jyaire - Mich | 4 | 4 | 1 | 5 | 1.25 |
| 6 | Zachman, Preston - Wisc | 4 | 3 | 2 | 5 | 1.25 |
| 7 | Buford Jr., Marques - Nebr | 4 | 3 | 1 | 4 | 1.00 |
| 8 | Ponds, D'Angelo - IND | 4 | 4 | 0 | 4 | 1.00 |
| 9 | Simon, Cody - OSU | 3 | 3 | 0 | 3 | 1.00 |
| 10 | Ramsey, Kamari - USC | 5 | 5 | 0 | 5 | 1.00 |
| 11 | Green, Nyland - Purdue | 3 | 3 | 0 | 3 | 1.00 |
| 12 | Brantley, Charles - MSU | 4 | 2 | 2 | 4 | 1.00 |
| 13 | Fourqurean, Nyzier - Wisc | 4 | 4 | 0 | 4 | 1.00 |
| 14 | Wohler, Hunter - Wisc | 4 | 4 | 0 | 4 | 1.00 |
| 15 | Miller, Glendon - MD | 4 | 2 | 2 | 4 | 1.00 |
| 16 | Addison, Bryan - UCLA | 5 | 2 | 2 | 4 | 0.80 |
| 17 | Joyner, Jah - MINN | 4 | 3 | 0 | 3 | 0.75 |
| 18 | Schulte, Quinn - Iowa | 4 | 2 | 1 | 3 | 0.75 |
| 19 | Harris, Jermari - Iowa | 4 | 2 | 1 | 3 | 0.75 |
| 20 | Higgins, Jay - Iowa | 4 | 2 | 1 | 3 | 0.75 |

INTERCEPTIONS (Minimum Games Played Pct. 75%)

| # | Player | G | No. | Yds | TD | Long | Avg/g |
|----|------------------------------|---|-----|-----|----|------|-------|
| 1 | Breedlove, Kyndrich - Purdue | 4 | 3 | 0 | 0 | 0 | 0.75 |
| 2 | Perich, Koi - MINN | 4 | 3 | 2 | 0 | 2 | 0.75 |
| 3 | Brantley, Charles - MSU | 4 | 2 | 1 | 0 | 1 | 0.50 |
| 4 | Huskey, Jalen - MD | 4 | 2 | 37 | 0 | 37 | 0.50 |
| 5 | Zachman, Preston - Wisc | 4 | 2 | 8 | 0 | 8 | 0.50 |
| 6 | Miller, Glendon - MD | 4 | 2 | 28 | 0 | 28 | 0.50 |
| 7 | Addison, Bryan - UCLA | 5 | 2 | 106 | 1 | 96 | 0.40 |
| 8 | Cox Jr., Torrie - Illini | 3 | 1 | 0 | 0 | 0 | 0.33 |
| 9 | Reed, Jaylen - PSU | 3 | 1 | 22 | 0 | 22 | 0.33 |
| 10 | Castro, Sebastian - Iowa | 3 | 1 | 0 | 0 | 0 | 0.33 |



**2024-25 Big Ten Football
Extended Individual Statistics
In Conference games**

TOTAL OFFENSE (Minimum Games Played Pct. 75%)

| # | Player | G | Rush | Pass | Plays | Total | Yds/g |
|----|--------------------------|---|------|------|-------|-------|--------|
| 1 | Gabriel, Dillon - Oregon | 4 | 66 | 1166 | 147 | 1232 | 308.00 |
| 2 | Rourke, Kurtis - IND | 4 | -3 | 1235 | 131 | 1232 | 308.00 |
| 3 | Edwards Jr., Billy - MD | 4 | -15 | 1211 | 214 | 1196 | 299.00 |
| 4 | Howard, Will - OSU | 3 | 55 | 779 | 116 | 834 | 278.00 |
| 5 | Allar, Drew - PSU | 3 | 44 | 763 | 100 | 807 | 269.00 |
| 6 | Moss, Miller - USC | 5 | -29 | 1347 | 234 | 1318 | 263.60 |
| 7 | Chiles, Aidan - MSU | 4 | 73 | 940 | 142 | 1013 | 253.25 |
| 8 | Rogers, Will - UW | 4 | -12 | 995 | 146 | 983 | 245.75 |
| 9 | Garbers, Ethan - UCLA | 4 | 51 | 931 | 146 | 982 | 245.50 |
| 10 | Altmyer, Luke - Illini | 4 | 101 | 859 | 149 | 960 | 240.00 |

ALL PURPOSE (Minimum Games Played Pct. 75%)

| # | Player | G | Rush | Rcv | PR | KR | Yds | Avg/g |
|----|------------------------|---|------|-----|----|----|-----|--------|
| 1 | Johnson, Kaleb - Iowa | 4 | 556 | 75 | 0 | 0 | 631 | 157.75 |
| 2 | Marks, Woody - USC | 5 | 490 | 140 | 0 | 0 | 630 | 126.00 |
| 3 | Walker, Tawee - Wisc | 4 | 473 | 10 | 0 | 0 | 483 | 120.75 |
| 4 | James, Jordan - Oregon | 4 | 434 | 31 | 0 | 0 | 465 | 116.25 |
| 5 | Coleman, Jonah - UW | 4 | 375 | 59 | 0 | 0 | 434 | 108.50 |
| 6 | Boston, Denzel - UW | 4 | 0 | 374 | 48 | 0 | 422 | 105.50 |
| 7 | Monangai, Kyle - RU | 4 | 388 | 32 | 0 | 0 | 420 | 105.00 |
| 8 | Mullings, Kalel - Mich | 4 | 406 | 10 | 0 | 0 | 416 | 104.00 |
| 9 | Marsh, Nick - MSU | 4 | -6 | 395 | 0 | 0 | 389 | 97.25 |
| 10 | Taylor, Darius - MINN | 4 | 244 | 138 | 0 | 0 | 382 | 95.50 |

TOTAL OFFENSE AVG/PLAY (Minimum Games Played Pct. 75%)

| # | Player | G | Rush | Pass | Plays | Total | Yds/p |
|----|-------------------------------|---|------|------|-------|-------|-------|
| 1 | Arkin, Tanner - Illini | 4 | 36 | 0 | 1 | 36 | 9.00 |
| 2 | Buschini, Brian - Nebr | 4 | 0 | 30 | 1 | 30 | 7.50 |
| 3 | Smith, Jeremiah - OSU | 3 | 33 | 0 | 2 | 33 | 5.50 |
| 4 | Johnson, Aziah - MSU | 4 | 15 | 0 | 1 | 15 | 3.75 |
| 5 | Barney Jr., Jacory - Nebr | 4 | 73 | 0 | 5 | 73 | 3.65 |
| 6 | Glover, Jaron - MSU | 4 | 14 | 0 | 1 | 14 | 3.50 |
| 7 | Egbuka, Emeka - OSU | 3 | 20 | 0 | 2 | 20 | 3.33 |
| 8 | Morrisette, De'Nylon - Purdue | 4 | 11 | 0 | 1 | 11 | 2.75 |
| 9 | Bonner, Janiran - Nebr | 4 | 11 | 0 | 1 | 11 | 2.75 |
| 10 | Kekahuna, Trech - Wisc | 4 | 11 | 0 | 1 | 11 | 2.75 |

SCORING (Minimum Games Played Pct. 75%)

| # | Player | G | TD | FG | XPT | 2XP | Pts | Pts/g |
|----|------------------------|---|----|----|-----|-----|-----|-------|
| 1 | Walker, Tawee - Wisc | 4 | 8 | 0 | 0 | 0 | 48 | 12.00 |
| 2 | Johnson, Kaleb - Iowa | 4 | 8 | 0 | 0 | 0 | 48 | 12.00 |
| 3 | Egbuka, Emeka - OSU | 3 | 5 | 0 | 0 | 0 | 30 | 10.00 |
| 4 | Boston, Denzel - UW | 4 | 6 | 0 | 0 | 0 | 36 | 9.00 |
| 5 | Kim, Jonathan - MSU | 4 | 0 | 9 | 7 | 0 | 34 | 8.50 |
| 6 | Barker, Ryan - PSU | 3 | 0 | 6 | 7 | 0 | 25 | 8.33 |
| 7 | Smith, Jeremiah - OSU | 3 | 4 | 0 | 0 | 0 | 24 | 8.00 |
| 8 | Radicic, Nicolas - IND | 4 | 0 | 2 | 25 | 0 | 31 | 7.75 |
| 9 | Monangai, Kyle - RU | 4 | 5 | 0 | 0 | 0 | 30 | 7.50 |
| 10 | Johnson, Tez - Oregon | 4 | 5 | 0 | 0 | 0 | 30 | 7.50 |

TOTAL OFFENSE PLAYS

| # | Player | G | Rush | Pass | Plays | Total | Yds/g |
|----|--------------------------|---|------|------|-------|-------|--------|
| 1 | Moss, Miller - USC | 5 | -29 | 1347 | 234 | 1318 | 263.60 |
| 2 | Edwards Jr., Billy - MD | 4 | -15 | 1211 | 214 | 1196 | 299.00 |
| 3 | Brosmer, Max - MINN | 4 | -11 | 829 | 158 | 818 | 204.50 |
| 4 | Kaliakmanis, Athan - RU | 4 | 67 | 691 | 150 | 758 | 189.50 |
| 5 | Altmyer, Luke - Illini | 4 | 101 | 859 | 149 | 960 | 240.00 |
| 6 | Raiola, Dylan - Nebr | 4 | -103 | 922 | 148 | 819 | 204.75 |
| 7 | Lausch, Jack - NU | 4 | 134 | 581 | 147 | 715 | 178.75 |
| 8 | Gabriel, Dillon - Oregon | 4 | 66 | 1166 | 147 | 1232 | 308.00 |
| 9 | Rogers, Will - UW | 4 | -12 | 995 | 146 | 983 | 245.75 |
| 10 | Garbers, Ethan - UCLA | 4 | 51 | 931 | 146 | 982 | 245.50 |

SCORING (TDs) (Minimum 1 Touchdowns)

| # | Player | G | Run | Rec | Ret | Pts | Avg/g |
|----|------------------------|---|-----|-----|-----|-----|-------|
| 1 | Johnson, Kaleb - Iowa | 4 | 7 | 1 | 0 | 48 | 12.00 |
| 2 | Walker, Tawee - Wisc | 4 | 8 | 0 | 0 | 48 | 12.00 |
| 3 | Egbuka, Emeka - OSU | 3 | 0 | 5 | 0 | 30 | 10.00 |
| 4 | Boston, Denzel - UW | 4 | 0 | 6 | 0 | 36 | 9.00 |
| 5 | Smith, Jeremiah - OSU | 3 | 1 | 3 | 0 | 24 | 8.00 |
| 6 | Ellison, Justice - IND | 4 | 5 | 0 | 0 | 30 | 7.50 |
| 7 | Johnson, Tez - Oregon | 4 | 0 | 5 | 0 | 30 | 7.50 |
| 8 | James, Jordan - Oregon | 4 | 5 | 0 | 0 | 30 | 7.50 |
| 9 | Mullings, Kalel - Mich | 4 | 5 | 0 | 0 | 30 | 7.50 |
| 10 | Monangai, Kyle - RU | 4 | 5 | 0 | 0 | 30 | 7.50 |

TOTAL OFFENSE YARDS

| # | Player | G | Rush | Pass | Plays | Total | Yds/g |
|----|--------------------------|---|------|------|-------|-------|--------|
| 1 | Moss, Miller - USC | 5 | -29 | 1347 | 234 | 1318 | 263.60 |
| 2 | Edwards Jr., Billy - MD | 4 | -15 | 1211 | 214 | 1196 | 299.00 |
| 3 | Brosmer, Max - MINN | 4 | -11 | 829 | 158 | 818 | 204.50 |
| 4 | Kaliakmanis, Athan - RU | 4 | 67 | 691 | 150 | 758 | 189.50 |
| 5 | Altmyer, Luke - Illini | 4 | 101 | 859 | 149 | 960 | 240.00 |
| 6 | Raiola, Dylan - Nebr | 4 | -103 | 922 | 148 | 819 | 204.75 |
| 7 | Lausch, Jack - NU | 4 | 134 | 581 | 147 | 715 | 178.75 |
| 8 | Gabriel, Dillon - Oregon | 4 | 66 | 1166 | 147 | 1232 | 308.00 |
| 9 | Rogers, Will - UW | 4 | -12 | 995 | 146 | 983 | 245.75 |
| 10 | Garbers, Ethan - UCLA | 4 | 51 | 931 | 146 | 982 | 245.50 |

SCORING (KICK) (Minimum Games Played Pct. 75%)

| # | Player | G | PAT | FG | Pts | Avg/g |
|----|------------------------------|---|-------|------|-----|-------|
| 1 | Kim, Jonathan - MSU | 4 | 7-7 | 9-10 | 34 | 8.50 |
| 2 | Barker, Ryan - PSU | 3 | 7-7 | 6-6 | 25 | 8.33 |
| 3 | Radicic, Nicolas - IND | 4 | 25-25 | 2-2 | 31 | 7.75 |
| 4 | Olano, David - Illini | 4 | 11-11 | 6-8 | 29 | 7.25 |
| 5 | Lantz, Michael - USC | 5 | 17-17 | 6-9 | 35 | 7.00 |
| 6 | Fielding, Jayden - OSU | 3 | 14-14 | 2-2 | 20 | 6.67 |
| 7 | Stevens, Drew - Iowa | 4 | 11-11 | 5-7 | 26 | 6.50 |
| 8 | Gross, Grady - UW | 4 | 8-8 | 5-12 | 23 | 5.75 |
| 9 | Sappington, Atticus - Oregon | 4 | 10-11 | 4-5 | 22 | 5.50 |
| 10 | Vakos, Nathaniel - Wisc | 4 | 19-19 | 1-3 | 22 | 5.50 |



**2024-25 Big Ten Football
Extended Individual Statistics
In Conference games**

TOTAL OFFENSE TDS

| # | Player | G | Rush | Pass | Total |
|----|--------------------------|---|------|------|-------|
| 1 | Moss, Miller - USC | 5 | -29 | 1347 | 13 |
| 2 | Gabriel, Dillon - Oregon | 4 | 66 | 1166 | 11 |
| 3 | Altmyer, Luke - Illini | 4 | 101 | 859 | 11 |
| 4 | Howard, Will - OSU | 3 | 55 | 779 | 11 |
| 5 | Rourke, Kurtis - IND | 4 | -3 | 1235 | 11 |
| 6 | Edwards Jr., Billy - MD | 4 | -15 | 1211 | 10 |
| 7 | Locke, Braedyn - Wisc | 4 | 18 | 939 | 8 |
| 8 | Brosmer, Max - MINN | 4 | -11 | 829 | 8 |
| 9 | Walker, Tawee - Wisc | 4 | 473 | 0 | 8 |
| 10 | Rogers, Will - UW | 4 | -12 | 995 | 7 |

RUSHING (Minimum 10 Rushing Attempts/Game, Games Played Pct. 75%)

| # | Player | G | Att. | Yds | Avg. | TD | Lg | Avg/g |
|----|------------------------|---|------|-----|------|----|----|--------|
| 1 | Johnson, Kaleb - Iowa | 4 | 71 | 556 | 7.83 | 7 | 75 | 139.00 |
| 2 | Walker, Tawee - Wisc | 4 | 78 | 473 | 6.06 | 8 | 55 | 118.25 |
| 3 | James, Jordan - Oregon | 4 | 77 | 434 | 5.64 | 5 | 41 | 108.50 |
| 4 | Mullings, Kaleb - Mich | 4 | 74 | 406 | 5.49 | 5 | 63 | 101.50 |
| 5 | Marks, Woody - USC | 5 | 89 | 490 | 5.51 | 2 | 65 | 98.00 |
| 6 | Monangai, Kyle - RU | 4 | 82 | 388 | 4.73 | 5 | 40 | 97.00 |
| 7 | Coleman, Jonah - UW | 4 | 58 | 375 | 6.47 | 2 | 39 | 93.75 |
| 8 | Allen, Kaytron - PSU | 3 | 55 | 236 | 4.29 | 3 | 14 | 78.67 |
| 9 | Ellison, Justice - IND | 4 | 45 | 271 | 6.02 | 5 | 43 | 67.75 |
| 10 | Taylor, Darius - MINN | 4 | 64 | 244 | 3.81 | 3 | 40 | 61.00 |

YARDS PER RUSH (Minimum 10 Rushing Attempts/Game, Games Played Pct. 75%)

| # | Player | G | Att. | Yds | Avg. | TD | Lg | Avg/g |
|----|--------------------------|---|------|-----|------|----|----|--------|
| 1 | Johnson, Kaleb - Iowa | 4 | 71 | 556 | 7.83 | 7 | 75 | 139.00 |
| 2 | Coleman, Jonah - UW | 4 | 58 | 375 | 6.47 | 2 | 39 | 93.75 |
| 3 | Walker, Tawee - Wisc | 4 | 78 | 473 | 6.06 | 8 | 55 | 118.25 |
| 4 | Ellison, Justice - IND | 4 | 45 | 271 | 6.02 | 5 | 43 | 67.75 |
| 5 | James, Jordan - Oregon | 4 | 77 | 434 | 5.64 | 5 | 41 | 108.50 |
| 6 | Marks, Woody - USC | 5 | 89 | 490 | 5.51 | 2 | 65 | 98.00 |
| 7 | Mullings, Kaleb - Mich | 4 | 74 | 406 | 5.49 | 5 | 63 | 101.50 |
| 8 | Edwards, Donovan - Mich | 4 | 44 | 241 | 5.48 | 2 | 41 | 60.25 |
| 9 | Mockobee, Devin - Purdue | 4 | 45 | 234 | 5.20 | 1 | 34 | 58.50 |
| 10 | Hemby, Roman - MD | 4 | 40 | 206 | 5.15 | 2 | 75 | 51.50 |

RUSH ATTEMPTS (Minimum 10 Rushing Attempts/Game)

| # | Player | G | Att. | Yds | Avg. | TD | Lg | Avg/g |
|----|------------------------|---|------|-----|------|----|----|--------|
| 1 | Marks, Woody - USC | 5 | 89 | 490 | 5.51 | 2 | 65 | 98.00 |
| 2 | Monangai, Kyle - RU | 4 | 82 | 388 | 4.73 | 5 | 40 | 97.00 |
| 3 | Walker, Tawee - Wisc | 4 | 78 | 473 | 6.06 | 8 | 55 | 118.25 |
| 4 | James, Jordan - Oregon | 4 | 77 | 434 | 5.64 | 5 | 41 | 108.50 |
| 5 | Mullings, Kaleb - Mich | 4 | 74 | 406 | 5.49 | 5 | 63 | 101.50 |
| 6 | Johnson, Kaleb - Iowa | 4 | 71 | 556 | 7.83 | 7 | 75 | 139.00 |
| 7 | Taylor, Darius - MINN | 4 | 64 | 244 | 3.81 | 3 | 40 | 61.00 |
| 8 | Coleman, Jonah - UW | 4 | 58 | 375 | 6.47 | 2 | 39 | 93.75 |
| 9 | Allen, Kaytron - PSU | 3 | 55 | 236 | 4.29 | 3 | 14 | 78.67 |
| 10 | Dowdell, Dante - Nebr | 4 | 50 | 166 | 3.32 | 2 | 14 | 41.50 |

RUSH YARDS (Minimum 10 Rushing Attempts/Game)

| # | Player | G | Att. | Yds | Avg. | TD | Lg | Avg/g |
|----|------------------------|---|------|-----|------|----|----|--------|
| 1 | Johnson, Kaleb - Iowa | 4 | 71 | 556 | 7.83 | 7 | 75 | 139.00 |
| 2 | Marks, Woody - USC | 5 | 89 | 490 | 5.51 | 2 | 65 | 98.00 |
| 3 | Walker, Tawee - Wisc | 4 | 78 | 473 | 6.06 | 8 | 55 | 118.25 |
| 4 | James, Jordan - Oregon | 4 | 77 | 434 | 5.64 | 5 | 41 | 108.50 |
| 5 | Mullings, Kaleb - Mich | 4 | 74 | 406 | 5.49 | 5 | 63 | 101.50 |
| 6 | Monangai, Kyle - RU | 4 | 82 | 388 | 4.73 | 5 | 40 | 97.00 |
| 7 | Coleman, Jonah - UW | 4 | 58 | 375 | 6.47 | 2 | 39 | 93.75 |
| 8 | Ellison, Justice - IND | 4 | 45 | 271 | 6.02 | 5 | 43 | 67.75 |
| 9 | Taylor, Darius - MINN | 4 | 64 | 244 | 3.81 | 3 | 40 | 61.00 |
| 10 | Lawton, Ty Son - IND | 4 | 47 | 242 | 5.15 | 3 | 29 | 60.50 |

RUSHING TDS (Minimum 10 Rushing Attempts/Game)

| # | Player | G | Att. | Yds | Avg. | TD | Lg | Avg/g |
|----|-------------------------|---|------|-----|------|----|----|--------|
| 1 | Walker, Tawee - Wisc | 4 | 78 | 473 | 6.06 | 8 | 55 | 118.25 |
| 2 | Johnson, Kaleb - Iowa | 4 | 71 | 556 | 7.83 | 7 | 75 | 139.00 |
| 3 | Monangai, Kyle - RU | 4 | 82 | 388 | 4.73 | 5 | 40 | 97.00 |
| 4 | James, Jordan - Oregon | 4 | 77 | 434 | 5.64 | 5 | 41 | 108.50 |
| 5 | Ellison, Justice - IND | 4 | 45 | 271 | 6.02 | 5 | 43 | 67.75 |
| 6 | Mullings, Kaleb - Mich | 4 | 74 | 406 | 5.49 | 5 | 63 | 101.50 |
| 7 | Lawton, Ty Son - IND | 4 | 47 | 242 | 5.15 | 3 | 29 | 60.50 |
| 8 | Taylor, Darius - MINN | 4 | 64 | 244 | 3.81 | 3 | 40 | 61.00 |
| 9 | Allen, Kaytron - PSU | 3 | 55 | 236 | 4.29 | 3 | 14 | 78.67 |
| 10 | Edwards, Donovan - Mich | 4 | 44 | 241 | 5.48 | 2 | 41 | 60.25 |

PASSING Avg/GAME (Minimum Games Played Pct. 75%)

| # | Player | G | Comp-att-int | Yds | TD | Avg/g |
|----|--------------------------|---|--------------|------|----|--------|
| 1 | Rourke, Kurtis - IND | 4 | 89-120-3 | 1235 | 11 | 308.75 |
| 2 | Edwards Jr., Billy - MD | 4 | 119-176-3 | 1211 | 7 | 302.75 |
| 3 | Gabriel, Dillon - Oregon | 4 | 95-132-4 | 1166 | 9 | 291.50 |
| 4 | Moss, Miller - USC | 5 | 135-218-6 | 1347 | 12 | 269.40 |
| 5 | Howard, Will - OSU | 3 | 70-91-2 | 779 | 8 | 259.67 |
| 6 | Allar, Drew - PSU | 3 | 62-88-3 | 763 | 3 | 254.33 |
| 7 | Rogers, Will - UW | 4 | 89-129-2 | 995 | 7 | 248.75 |
| 8 | Chiles, Aidan - MSU | 4 | 69-104-4 | 940 | 5 | 235.00 |
| 9 | Locke, Braedyn - Wisc | 4 | 67-109-5 | 939 | 6 | 234.75 |
| 10 | Garbers, Ethan - UCLA | 4 | 83-117-6 | 931 | 5 | 232.75 |

PASSING YARDS

| # | Player | G | Comp-att-int | Yds | TD | Avg/g |
|----|--------------------------|---|--------------|------|----|--------|
| 1 | Moss, Miller - USC | 5 | 135-218-6 | 1347 | 12 | 269.40 |
| 2 | Rourke, Kurtis - IND | 4 | 89-120-3 | 1235 | 11 | 308.75 |
| 3 | Edwards Jr., Billy - MD | 4 | 119-176-3 | 1211 | 7 | 302.75 |
| 4 | Gabriel, Dillon - Oregon | 4 | 95-132-4 | 1166 | 9 | 291.50 |
| 5 | Rogers, Will - UW | 4 | 89-129-2 | 995 | 7 | 248.75 |
| 6 | Chiles, Aidan - MSU | 4 | 69-104-4 | 940 | 5 | 235.00 |
| 7 | Locke, Braedyn - Wisc | 4 | 67-109-5 | 939 | 6 | 234.75 |
| 8 | Garbers, Ethan - UCLA | 4 | 83-117-6 | 931 | 5 | 232.75 |
| 9 | Raiola, Dylan - Nebr | 4 | 82-133-5 | 922 | 4 | 230.50 |
| 10 | Altmyer, Luke - Illini | 4 | 66-104-1 | 859 | 9 | 214.75 |



2024-25 Big Ten Football Extended Individual Statistics In Conference games

PASS EFFICIENCY (Minimum 15 Total Passes/Game, Games Played Pct. 75%)

| # | Player | G | Comp-att-int | Yds | TD | Eff |
|----|--------------------------|---|--------------|------|----|--------|
| 1 | Rourke, Kurtis - IND | 4 | 89-120-3 | 1235 | 11 | 185.87 |
| 2 | Howard, Will - OSU | 3 | 70-91-2 | 779 | 8 | 173.45 |
| 3 | Gabriel, Dillon - Oregon | 4 | 95-132-4 | 1166 | 9 | 162.61 |
| 4 | Altmyer, Luke - Illini | 4 | 66-104-1 | 859 | 9 | 159.48 |
| 5 | Chiles, Aidan - MSU | 4 | 69-104-4 | 940 | 5 | 150.44 |
| 6 | Browne, Ryan - Purdue | 3 | 28-46-1 | 396 | 3 | 150.36 |
| 7 | Rogers, Will - UW | 4 | 89-129-2 | 995 | 7 | 148.59 |
| 8 | Allar, Drew - PSU | 3 | 62-88-3 | 763 | 3 | 147.72 |
| 9 | Locke, Braedyn - Wisc | 4 | 67-109-5 | 939 | 6 | 142.82 |
| 10 | Garbers, Ethan - UCLA | 4 | 83-117-6 | 931 | 5 | 141.63 |

PASS ATTEMPTS

| # | Player | G | Comp-att-int | Yds | TD | Avg/g |
|----|--------------------------|---|--------------|------|----|--------|
| 1 | Moss, Miller - USC | 5 | 135-218-6 | 1347 | 12 | 269.40 |
| 2 | Edwards Jr., Billy - MD | 4 | 119-176-3 | 1211 | 7 | 302.75 |
| 3 | Raiola, Dylan - Nebr | 4 | 82-133-5 | 922 | 4 | 230.50 |
| 4 | Brosmer, Max - MINN | 4 | 90-133-3 | 829 | 5 | 207.25 |
| 5 | Gabriel, Dillon - Oregon | 4 | 95-132-4 | 1166 | 9 | 291.50 |
| 6 | Rogers, Will - UW | 4 | 89-129-2 | 995 | 7 | 248.75 |
| 7 | Kaliakmanis, Athan - RU | 4 | 59-123-4 | 691 | 2 | 172.75 |
| 8 | Rourke, Kurtis - IND | 4 | 89-120-3 | 1235 | 11 | 308.75 |
| 9 | Garbers, Ethan - UCLA | 4 | 83-117-6 | 931 | 5 | 232.75 |
| 10 | Locke, Braedyn - Wisc | 4 | 67-109-5 | 939 | 6 | 234.75 |

PASS YDS/COMP. (Minimum 15 Total Passes/Game, Games Played Pct. 75%)

| # | Player | G | Comp-att-int | Yds | TD | Avg/c |
|----|--------------------------|---|--------------|------|----|-------|
| 1 | Browne, Ryan - Purdue | 3 | 28-46-1 | 396 | 3 | 14.14 |
| 2 | Locke, Braedyn - Wisc | 4 | 67-109-5 | 939 | 6 | 14.01 |
| 3 | Rourke, Kurtis - IND | 4 | 89-120-3 | 1235 | 11 | 13.88 |
| 4 | Chiles, Aidan - MSU | 4 | 69-104-4 | 940 | 5 | 13.62 |
| 5 | Altmyer, Luke - Illini | 4 | 66-104-1 | 859 | 9 | 13.02 |
| 6 | Allar, Drew - PSU | 3 | 62-88-3 | 763 | 3 | 12.31 |
| 7 | Gabriel, Dillon - Oregon | 4 | 95-132-4 | 1166 | 9 | 12.27 |
| 8 | Kaliakmanis, Athan - RU | 4 | 59-123-4 | 691 | 2 | 11.71 |
| 9 | Lausch, Jack - NU | 4 | 50-107-2 | 581 | 2 | 11.62 |
| 10 | Raiola, Dylan - Nebr | 4 | 82-133-5 | 922 | 4 | 11.24 |

PASS COMPLETIONS

| # | Player | G | Comp-att-int | Yds | TD | Avg/g |
|----|--------------------------|---|--------------|------|----|--------|
| 1 | Moss, Miller - USC | 5 | 135-218-6 | 1347 | 12 | 269.40 |
| 2 | Edwards Jr., Billy - MD | 4 | 119-176-3 | 1211 | 7 | 302.75 |
| 3 | Gabriel, Dillon - Oregon | 4 | 95-132-4 | 1166 | 9 | 291.50 |
| 4 | Brosmer, Max - MINN | 4 | 90-133-3 | 829 | 5 | 207.25 |
| 5 | Rourke, Kurtis - IND | 4 | 89-120-3 | 1235 | 11 | 308.75 |
| 6 | Rogers, Will - UW | 4 | 89-129-2 | 995 | 7 | 248.75 |
| 7 | Garbers, Ethan - UCLA | 4 | 83-117-6 | 931 | 5 | 232.75 |
| 8 | Raiola, Dylan - Nebr | 4 | 82-133-5 | 922 | 4 | 230.50 |
| 9 | Howard, Will - OSU | 3 | 70-91-2 | 779 | 8 | 259.67 |
| 10 | Chiles, Aidan - MSU | 4 | 69-104-4 | 940 | 5 | 235.00 |

PASS YDS/ATT (Minimum 15 Total Passes/Game, Games Played Pct. 75%)

| # | Player | G | Comp-att-int | Yds | TD | Avg/a |
|----|--------------------------|---|--------------|------|----|-------|
| 1 | Rourke, Kurtis - IND | 4 | 89-120-3 | 1235 | 11 | 10.29 |
| 2 | Chiles, Aidan - MSU | 4 | 69-104-4 | 940 | 5 | 9.04 |
| 3 | Gabriel, Dillon - Oregon | 4 | 95-132-4 | 1166 | 9 | 8.83 |
| 4 | Allar, Drew - PSU | 3 | 62-88-3 | 763 | 3 | 8.67 |
| 5 | Locke, Braedyn - Wisc | 4 | 67-109-5 | 939 | 6 | 8.61 |
| 6 | Browne, Ryan - Purdue | 3 | 28-46-1 | 396 | 3 | 8.61 |
| 7 | Howard, Will - OSU | 3 | 70-91-2 | 779 | 8 | 8.56 |
| 8 | Altmyer, Luke - Illini | 4 | 66-104-1 | 859 | 9 | 8.26 |
| 9 | Garbers, Ethan - UCLA | 4 | 83-117-6 | 931 | 5 | 7.96 |
| 10 | Rogers, Will - UW | 4 | 89-129-2 | 995 | 7 | 7.71 |

PASSING TDS

| # | Player | G | Comp-att-int | Yds | TD | Avg/g |
|----|--------------------------|---|--------------|------|----|--------|
| 1 | Moss, Miller - USC | 5 | 135-218-6 | 1347 | 12 | 269.40 |
| 2 | Rourke, Kurtis - IND | 4 | 89-120-3 | 1235 | 11 | 308.75 |
| 3 | Altmyer, Luke - Illini | 4 | 66-104-1 | 859 | 9 | 214.75 |
| 4 | Gabriel, Dillon - Oregon | 4 | 95-132-4 | 1166 | 9 | 291.50 |
| 5 | Howard, Will - OSU | 3 | 70-91-2 | 779 | 8 | 259.67 |
| 6 | Rogers, Will - UW | 4 | 89-129-2 | 995 | 7 | 248.75 |
| 7 | Edwards Jr., Billy - MD | 4 | 119-176-3 | 1211 | 7 | 302.75 |
| 8 | Locke, Braedyn - Wisc | 4 | 67-109-5 | 939 | 6 | 234.75 |
| 9 | Brosmer, Max - MINN | 4 | 90-133-3 | 829 | 5 | 207.25 |
| 10 | Garbers, Ethan - UCLA | 4 | 83-117-6 | 931 | 5 | 232.75 |

PASS COMP. PCT (Minimum 15 Total Passes/Game, Games Played Pct. 75%)

| # | Player | G | Comp-att-int | Yds | TD | Pct. |
|----|--------------------------|---|--------------|------|----|-------|
| 1 | Howard, Will - OSU | 3 | 70-91-2 | 779 | 8 | 76.92 |
| 2 | Rourke, Kurtis - IND | 4 | 89-120-3 | 1235 | 11 | 74.17 |
| 3 | Gabriel, Dillon - Oregon | 4 | 95-132-4 | 1166 | 9 | 71.97 |
| 4 | Garbers, Ethan - UCLA | 4 | 83-117-6 | 931 | 5 | 70.94 |
| 5 | Allar, Drew - PSU | 3 | 62-88-3 | 763 | 3 | 70.45 |
| 6 | Rogers, Will - UW | 4 | 89-129-2 | 995 | 7 | 68.99 |
| 7 | Brosmer, Max - MINN | 4 | 90-133-3 | 829 | 5 | 67.67 |
| 8 | Edwards Jr., Billy - MD | 4 | 119-176-3 | 1211 | 7 | 67.61 |
| 9 | Chiles, Aidan - MSU | 4 | 69-104-4 | 940 | 5 | 66.35 |
| 10 | Altmyer, Luke - Illini | 4 | 66-104-1 | 859 | 9 | 63.46 |

PASS INTERCEPTIONS

| # | Player | G | Comp-att-int | Yds | TD | Avg/g |
|----|--------------------------|---|--------------|------|----|--------|
| 1 | Moss, Miller - USC | 5 | 135-218-6 | 1347 | 12 | 269.40 |
| 2 | Garbers, Ethan - UCLA | 4 | 83-117-6 | 931 | 5 | 232.75 |
| 3 | Raiola, Dylan - Nebr | 4 | 82-133-5 | 922 | 4 | 230.50 |
| 4 | Locke, Braedyn - Wisc | 4 | 67-109-5 | 939 | 6 | 234.75 |
| 5 | Kaliakmanis, Athan - RU | 4 | 59-123-4 | 691 | 2 | 172.75 |
| 6 | Chiles, Aidan - MSU | 4 | 69-104-4 | 940 | 5 | 235.00 |
| 7 | Gabriel, Dillon - Oregon | 4 | 95-132-4 | 1166 | 9 | 291.50 |
| 8 | Brosmer, Max - MINN | 4 | 90-133-3 | 829 | 5 | 207.25 |
| 9 | Allar, Drew - PSU | 3 | 62-88-3 | 763 | 3 | 254.33 |
| 10 | Edwards Jr., Billy - MD | 4 | 119-176-3 | 1211 | 7 | 302.75 |



**2024-25 Big Ten Football
Extended Individual Statistics
In Conference games**

RECEPTIONS/GAME (Minimum Games Played Pct. 75%)

| # | Player | G | No. | Yds | TD | Lg | Yds/g | Rec/g |
|----|--------------------------|---|-----|-----|----|----|-------|-------|
| 1 | Johnson, Tez - Oregon | 4 | 35 | 346 | 5 | 52 | 86.50 | 8.75 |
| 2 | Egbuka, Emeka - OSU | 3 | 26 | 260 | 5 | 33 | 86.67 | 8.67 |
| 3 | Felton, Tai - MD | 4 | 34 | 351 | 2 | 35 | 87.75 | 8.50 |
| 4 | Warren, Tyler - PSU | 3 | 24 | 287 | 2 | 34 | 95.67 | 8.00 |
| 5 | Jackson, Daniel - MINN | 4 | 30 | 295 | 1 | 28 | 73.75 | 7.50 |
| 6 | Prather, Kaden - MD | 4 | 27 | 296 | 1 | 33 | 74.00 | 6.75 |
| 7 | Smith, Jeremiah - OSU | 3 | 18 | 272 | 3 | 53 | 90.67 | 6.00 |
| 8 | Boston, Denzel - UW | 4 | 23 | 374 | 6 | 51 | 93.50 | 5.75 |
| 9 | Jackson, Giles - UW | 4 | 23 | 216 | 1 | 39 | 54.00 | 5.75 |
| 10 | Loveland, Colston - Mich | 3 | 17 | 157 | 1 | 29 | 52.33 | 5.67 |

RECEPTION TDS

| # | Player | G | No. | Yds | TD | Long | Avg/c | Yds/g |
|----|--------------------------|---|-----|-----|----|------|-------|-------|
| 1 | Boston, Denzel - UW | 4 | 23 | 374 | 6 | 51 | 16.26 | 93.50 |
| 2 | Egbuka, Emeka - OSU | 3 | 26 | 260 | 5 | 33 | 10.00 | 86.67 |
| 3 | Johnson, Tez - Oregon | 4 | 35 | 346 | 5 | 52 | 9.89 | 86.50 |
| 4 | Robinson, Duce - USC | 5 | 12 | 175 | 4 | 32 | 14.58 | 35.00 |
| 5 | Lane, Ja'Kobi - USC | 5 | 22 | 237 | 4 | 32 | 10.77 | 47.40 |
| 6 | Williams, Ke'Shawn - IND | 4 | 9 | 124 | 3 | 52 | 13.78 | 31.00 |
| 7 | Smith, Jeremiah - OSU | 3 | 18 | 272 | 3 | 53 | 15.11 | 90.67 |
| 8 | Bryant, Pat - Illini | 4 | 16 | 249 | 3 | 32 | 15.56 | 62.25 |
| 9 | Cross, Miles - IND | 4 | 18 | 197 | 3 | 33 | 10.94 | 49.25 |
| 10 | Arkin, Tanner - Illini | 4 | 9 | 64 | 2 | 15 | 7.11 | 16.00 |

RECEIVE YDS/GAME (Minimum Games Played Pct. 75%)

| # | Player | G | No. | Yds | TD | Long | Avg/c | Yds/g |
|----|------------------------|---|-----|-----|----|------|-------|-------|
| 1 | Marsh, Nick - MSU | 4 | 21 | 395 | 1 | 77 | 18.81 | 98.75 |
| 2 | Warren, Tyler - PSU | 3 | 24 | 287 | 2 | 34 | 11.96 | 95.67 |
| 3 | Sarratt, Elijah - IND | 4 | 21 | 382 | 2 | 36 | 18.19 | 95.50 |
| 4 | Boston, Denzel - UW | 4 | 23 | 374 | 6 | 51 | 16.26 | 93.50 |
| 5 | Smith, Jeremiah - OSU | 3 | 18 | 272 | 3 | 53 | 15.11 | 90.67 |
| 6 | Felton, Tai - MD | 4 | 34 | 351 | 2 | 35 | 10.32 | 87.75 |
| 7 | Egbuka, Emeka - OSU | 3 | 26 | 260 | 5 | 33 | 10.00 | 86.67 |
| 8 | Johnson, Tez - Oregon | 4 | 35 | 346 | 5 | 52 | 9.89 | 86.50 |
| 9 | Prather, Kaden - MD | 4 | 27 | 296 | 1 | 33 | 10.96 | 74.00 |
| 10 | Jackson, Daniel - MINN | 4 | 30 | 295 | 1 | 28 | 9.83 | 73.75 |

YARDS PER CATCH (Minimum 2 Receptions/Game, Games Played Pct. 75%)

| # | Player | G | No. | Yds | TD | Long | Avg/c | Yds/g |
|----|-----------------------------|---|-----|-----|----|------|-------|-------|
| 1 | Anthony II, Vinny - Wisc | 4 | 9 | 244 | 2 | 63 | 27.11 | 61.00 |
| 2 | Ferguson, Terrance - Oregon | 3 | 7 | 162 | 0 | 62 | 23.14 | 54.00 |
| 3 | Cooper Jr., Omar - IND | 4 | 11 | 224 | 2 | 36 | 20.36 | 56.00 |
| 4 | Marsh, Nick - MSU | 4 | 21 | 395 | 1 | 77 | 18.81 | 98.75 |
| 5 | Sarratt, Elijah - IND | 4 | 21 | 382 | 2 | 36 | 18.19 | 95.50 |
| 6 | Clifford, Liam - PSU | 3 | 8 | 142 | 0 | 57 | 17.75 | 47.33 |
| 7 | Kekahuna, Trech - Wisc | 4 | 11 | 191 | 2 | 69 | 17.36 | 47.75 |
| 8 | Kirtz, Bryce - NU | 4 | 16 | 276 | 0 | 55 | 17.25 | 69.00 |
| 9 | Stewart, Evan - Oregon | 4 | 16 | 274 | 2 | 69 | 17.13 | 68.50 |
| 10 | Klare, Max - Purdue | 4 | 14 | 231 | 0 | 62 | 16.50 | 57.75 |

RECEPTIONS

| # | Player | G | No. | Yds | TD | Long | Avg/c | Yds/g |
|----|------------------------|---|-----|-----|----|------|-------|-------|
| 1 | Johnson, Tez - Oregon | 4 | 35 | 346 | 5 | 52 | 9.89 | 86.50 |
| 2 | Felton, Tai - MD | 4 | 34 | 351 | 2 | 35 | 10.32 | 87.75 |
| 3 | Jackson, Daniel - MINN | 4 | 30 | 295 | 1 | 28 | 9.83 | 73.75 |
| 4 | Prather, Kaden - MD | 4 | 27 | 296 | 1 | 33 | 10.96 | 74.00 |
| 5 | Egbuka, Emeka - OSU | 3 | 26 | 260 | 5 | 33 | 10.00 | 86.67 |
| 6 | Warren, Tyler - PSU | 3 | 24 | 287 | 2 | 34 | 11.96 | 95.67 |
| 7 | Boston, Denzel - UW | 4 | 23 | 374 | 6 | 51 | 16.26 | 93.50 |
| 8 | Jackson, Giles - UW | 4 | 23 | 216 | 1 | 39 | 9.39 | 54.00 |
| 9 | Lane, Ja'Kobi - USC | 5 | 22 | 237 | 4 | 32 | 10.77 | 47.40 |
| 10 | Sarratt, Elijah - IND | 4 | 21 | 382 | 2 | 36 | 18.19 | 95.50 |

RECEPTION YARDS

| # | Player | G | No. | Yds | TD | Long | Avg/c | Yds/g |
|----|------------------------|---|-----|-----|----|------|-------|-------|
| 1 | Marsh, Nick - MSU | 4 | 21 | 395 | 1 | 77 | 18.81 | 98.75 |
| 2 | Sarratt, Elijah - IND | 4 | 21 | 382 | 2 | 36 | 18.19 | 95.50 |
| 3 | Boston, Denzel - UW | 4 | 23 | 374 | 6 | 51 | 16.26 | 93.50 |
| 4 | Felton, Tai - MD | 4 | 34 | 351 | 2 | 35 | 10.32 | 87.75 |
| 5 | Johnson, Tez - Oregon | 4 | 35 | 346 | 5 | 52 | 9.89 | 86.50 |
| 6 | Prather, Kaden - MD | 4 | 27 | 296 | 1 | 33 | 10.96 | 74.00 |
| 7 | Jackson, Daniel - MINN | 4 | 30 | 295 | 1 | 28 | 9.83 | 73.75 |
| 8 | Warren, Tyler - PSU | 3 | 24 | 287 | 2 | 34 | 11.96 | 95.67 |
| 9 | Kirtz, Bryce - NU | 4 | 16 | 276 | 0 | 55 | 17.25 | 69.00 |
| 10 | Stewart, Evan - Oregon | 4 | 16 | 274 | 2 | 69 | 17.13 | 68.50 |

PUNTING (Minimum 3.6 Punts/Game, Games Played Pct. 75%)

| # | Player | G | No. | Yds | Lg | I20 | 50+ | TB | Avg. |
|---|---------------------------|---|-----|------|----|-----|-----|----|-------|
| 1 | Czaplicki, Eddie - USC | 5 | 21 | 1034 | 62 | 10 | 11 | 0 | 49.24 |
| 2 | Dakin, Rhys - Iowa | 4 | 16 | 767 | 61 | 9 | 6 | 2 | 47.94 |
| 3 | McFerson, Bryce - MD | 4 | 17 | 803 | 63 | 8 | 9 | 1 | 47.24 |
| 4 | Bertrams, Atticus - Wisc | 4 | 18 | 837 | 74 | 9 | 6 | 2 | 46.50 |
| 5 | Akers, Luke - NU | 4 | 21 | 921 | 58 | 10 | 5 | 0 | 43.86 |
| 6 | Doman, Tommy - Mich | 4 | 21 | 910 | 58 | 6 | 7 | 2 | 43.33 |
| 7 | Anderson, Jakob - RU | 4 | 22 | 944 | 61 | 7 | 3 | 3 | 42.91 |
| 8 | Crimmins, Keelan - Purdue | 4 | 19 | 813 | 58 | 2 | 2 | 0 | 42.79 |
| 9 | Crawford, Mark - MINN | 4 | 20 | 848 | 56 | 7 | 2 | 0 | 42.40 |

PATS KICKS MADE

| # | Player | G | Made | Att. | Pct. |
|----|------------------------------|---|------|------|--------|
| 1 | Radicic, Nicolas - IND | 4 | 25 | 25 | 100.00 |
| 2 | Vakos, Nathaniel - Wisc | 4 | 19 | 19 | 100.00 |
| 3 | Lantz, Michael - USC | 5 | 17 | 17 | 100.00 |
| 4 | Fielding, Jayden - OSU | 3 | 14 | 14 | 100.00 |
| 5 | Stevens, Drew - Iowa | 4 | 11 | 11 | 100.00 |
| 6 | Kesich, Dragan - MINN | 4 | 11 | 11 | 100.00 |
| 7 | Howes, Jack - MD | 4 | 11 | 11 | 100.00 |
| 8 | Olano, David - Illini | 4 | 11 | 11 | 100.00 |
| 9 | Hohl, John - Nebr | 4 | 10 | 10 | 100.00 |
| 10 | Sappington, Atticus - Oregon | 4 | 10 | 11 | 90.91 |



**2024-25 Big Ten Football
Extended Individual Statistics
In Conference games**

NUMBER OF PUNTS

| # | Player | G | No. | Yds | Lg | 120 | 50+ | TB | Avg. |
|----|---------------------------|---|-----|------|----|-----|-----|----|-------|
| 1 | Anderson, Jakob - RU | 4 | 22 | 944 | 61 | 7 | 3 | 3 | 42.91 |
| 2 | Czaplicki, Eddie - USC | 5 | 21 | 1034 | 62 | 10 | 11 | 0 | 49.24 |
| 3 | Doman, Tommy - Mich | 4 | 21 | 910 | 58 | 6 | 7 | 2 | 43.33 |
| 4 | Akers, Luke - NU | 4 | 21 | 921 | 58 | 10 | 5 | 0 | 43.86 |
| 5 | Crawford, Mark - MINN | 4 | 20 | 848 | 56 | 7 | 2 | 0 | 42.40 |
| 6 | Crimmins, Keelan - Purdue | 4 | 19 | 813 | 58 | 2 | 2 | 0 | 42.79 |
| 7 | Bertrams, Atticus - Wisc | 4 | 18 | 837 | 74 | 9 | 6 | 2 | 46.50 |
| 8 | McFerson, Bryce - MD | 4 | 17 | 803 | 63 | 8 | 9 | 1 | 47.24 |
| 9 | Richter, Brody - UCLA | 5 | 17 | 743 | 52 | 6 | 2 | 0 | 43.71 |
| 10 | Dakin, Rhys - Iowa | 4 | 16 | 767 | 61 | 9 | 6 | 2 | 47.94 |

YARDS PUNTED

| # | Player | G | No. | Yds | Lg | 120 | 50+ | TB | Avg. |
|----|---------------------------|---|-----|------|----|-----|-----|----|-------|
| 1 | Czaplicki, Eddie - USC | 5 | 21 | 1034 | 62 | 10 | 11 | 0 | 49.24 |
| 2 | Anderson, Jakob - RU | 4 | 22 | 944 | 61 | 7 | 3 | 3 | 42.91 |
| 3 | Akers, Luke - NU | 4 | 21 | 921 | 58 | 10 | 5 | 0 | 43.86 |
| 4 | Doman, Tommy - Mich | 4 | 21 | 910 | 58 | 6 | 7 | 2 | 43.33 |
| 5 | Crawford, Mark - MINN | 4 | 20 | 848 | 56 | 7 | 2 | 0 | 42.40 |
| 6 | Bertrams, Atticus - Wisc | 4 | 18 | 837 | 74 | 9 | 6 | 2 | 46.50 |
| 7 | Crimmins, Keelan - Purdue | 4 | 19 | 813 | 58 | 2 | 2 | 0 | 42.79 |
| 8 | McFerson, Bryce - MD | 4 | 17 | 803 | 63 | 8 | 9 | 1 | 47.24 |
| 9 | Dakin, Rhys - Iowa | 4 | 16 | 767 | 61 | 9 | 6 | 2 | 47.94 |
| 10 | Richter, Brody - UCLA | 5 | 17 | 743 | 52 | 6 | 2 | 0 | 43.71 |

PAT KICKING PCT (Minimum Games Played Pct. 75%)

| # | Player | G | Made | Att. | Pct. |
|----|------------------------|---|------|------|--------|
| 1 | Lantz, Michael - USC | 5 | 17 | 17 | 100.00 |
| 2 | Boyle, Andrew - Oregon | 3 | 3 | 3 | 100.00 |
| 3 | Kesich, Dragan - MINN | 4 | 11 | 11 | 100.00 |
| 4 | Akers, Luke - NU | 4 | 4 | 4 | 100.00 |
| 5 | Kim, Jonathan - MSU | 4 | 7 | 7 | 100.00 |
| 6 | Howes, Jack - MD | 4 | 11 | 11 | 100.00 |
| 7 | Fielding, Jayden - OSU | 3 | 14 | 14 | 100.00 |
| 8 | Gross, Grady - UW | 4 | 8 | 8 | 100.00 |
| 9 | Patel, Jai - RU | 4 | 7 | 7 | 100.00 |
| 10 | Stevens, Drew - Iowa | 4 | 11 | 11 | 100.00 |

PAT KICKING ATTEMPTS

| # | Player | G | Made | Att. | Pct. |
|----|------------------------------|---|------|------|--------|
| 1 | Radicic, Nicolas - IND | 4 | 25 | 25 | 100.00 |
| 2 | Vakos, Nathaniel - Wisc | 4 | 19 | 19 | 100.00 |
| 3 | Lantz, Michael - USC | 5 | 17 | 17 | 100.00 |
| 4 | Fielding, Jayden - OSU | 3 | 14 | 14 | 100.00 |
| 5 | Stevens, Drew - Iowa | 4 | 11 | 11 | 100.00 |
| 6 | Kesich, Dragan - MINN | 4 | 11 | 11 | 100.00 |
| 7 | Sappington, Atticus - Oregon | 4 | 10 | 11 | 90.91 |
| 8 | Olano, David - Illini | 4 | 11 | 11 | 100.00 |
| 9 | Howes, Jack - MD | 4 | 11 | 11 | 100.00 |
| 10 | Zvada, Dominic - Mich | 4 | 9 | 10 | 90.00 |

PUNT RETURN AVG (Minimum Games Played Pct. 75%)

| # | Player | G | No. | Yds | TD | Long | Avg/g |
|---|-----------------------|---|-----|-----|----|------|-------|
| 1 | Beatty, Hank - Illini | 4 | 4 | 84 | 0 | 37 | 21.00 |
| 2 | Kirtz, Bryce - NU | 4 | 2 | 36 | 0 | 23 | 18.00 |
| 3 | Felton, Tai - MD | 4 | 1 | 17 | 0 | 17 | 17.00 |

FIELD GOALS (Minimum Games Played Pct. 75%)

| # | Player | G | Made | Att. | Long | Pct. | FG/G. |
|----|------------------------------|---|------|------|------|--------|-------|
| 1 | Kim, Jonathan - MSU | 4 | 9 | 10 | 55 | 90.00 | 2.25 |
| 2 | Barker, Ryan - PSU | 3 | 6 | 6 | 40 | 100.00 | 2.00 |
| 3 | Olano, David - Illini | 4 | 6 | 8 | 49 | 75.00 | 1.50 |
| 4 | Porath, Spencer - Purdue | 4 | 5 | 7 | 45 | 71.43 | 1.25 |
| 5 | Gross, Grady - UW | 4 | 5 | 12 | 35 | 41.67 | 1.25 |
| 6 | Stevens, Drew - Iowa | 4 | 5 | 7 | 51 | 71.43 | 1.25 |
| 7 | Bhaghani, Mateen - UCLA | 5 | 6 | 8 | 54 | 75.00 | 1.20 |
| 8 | Lantz, Michael - USC | 5 | 6 | 9 | 54 | 66.67 | 1.20 |
| 9 | Sappington, Atticus - Oregon | 4 | 4 | 5 | 42 | 80.00 | 1.00 |
| 10 | Akers, Luke - NU | 4 | 4 | 6 | 43 | 66.67 | 1.00 |

FIELD GOAL PCT (Minimum Games Played Pct. 75%)

| # | Player | G | Made | Att. | Long | Pct. |
|----|------------------------------|---|------|------|------|--------|
| 1 | Fielding, Jayden - OSU | 3 | 2 | 2 | 40 | 100.00 |
| 2 | Radicic, Nicolas - IND | 4 | 2 | 2 | 37 | 100.00 |
| 3 | Barker, Ryan - PSU | 3 | 6 | 6 | 40 | 100.00 |
| 4 | Kim, Jonathan - MSU | 4 | 9 | 10 | 55 | 90.00 |
| 5 | Sappington, Atticus - Oregon | 4 | 4 | 5 | 42 | 80.00 |
| 6 | Bhaghani, Mateen - UCLA | 5 | 6 | 8 | 54 | 75.00 |
| 7 | Zvada, Dominic - Mich | 4 | 3 | 4 | 53 | 75.00 |
| 8 | Olano, David - Illini | 4 | 6 | 8 | 49 | 75.00 |
| 9 | Porath, Spencer - Purdue | 4 | 5 | 7 | 45 | 71.43 |
| 10 | Stevens, Drew - Iowa | 4 | 5 | 7 | 51 | 71.43 |

FIELD GOALS ATTEMPTED

| # | Player | G | Made | Att. | Long | Pct. |
|----|--------------------------|---|------|------|------|--------|
| 1 | Gross, Grady - UW | 4 | 5 | 12 | 35 | 41.67 |
| 2 | Kim, Jonathan - MSU | 4 | 9 | 10 | 55 | 90.00 |
| 3 | Lantz, Michael - USC | 5 | 6 | 9 | 54 | 66.67 |
| 4 | Bhaghani, Mateen - UCLA | 5 | 6 | 8 | 54 | 75.00 |
| 5 | Olano, David - Illini | 4 | 6 | 8 | 49 | 75.00 |
| 6 | Stevens, Drew - Iowa | 4 | 5 | 7 | 51 | 71.43 |
| 7 | Porath, Spencer - Purdue | 4 | 5 | 7 | 45 | 71.43 |
| 8 | Akers, Luke - NU | 4 | 4 | 6 | 43 | 66.67 |
| 9 | Barker, Ryan - PSU | 3 | 6 | 6 | 40 | 100.00 |
| 10 | Howes, Jack - MD | 4 | 2 | 5 | 45 | 40.00 |

FIELD GOALS MADE

| # | Player | G | Made | Att. | Long | Pct. |
|----|------------------------------|---|------|------|------|--------|
| 1 | Kim, Jonathan - MSU | 4 | 9 | 10 | 55 | 90.00 |
| 2 | Bhaghani, Mateen - UCLA | 5 | 6 | 8 | 54 | 75.00 |
| 3 | Olano, David - Illini | 4 | 6 | 8 | 49 | 75.00 |
| 4 | Lantz, Michael - USC | 5 | 6 | 9 | 54 | 66.67 |
| 5 | Barker, Ryan - PSU | 3 | 6 | 6 | 40 | 100.00 |
| 6 | Porath, Spencer - Purdue | 4 | 5 | 7 | 45 | 71.43 |
| 7 | Gross, Grady - UW | 4 | 5 | 12 | 35 | 41.67 |
| 8 | Stevens, Drew - Iowa | 4 | 5 | 7 | 51 | 71.43 |
| 9 | Sappington, Atticus - Oregon | 4 | 4 | 5 | 42 | 80.00 |
| 10 | Akers, Luke - NU | 4 | 4 | 6 | 43 | 66.67 |

KICK RETURN AVG (Minimum Games Played Pct. 75%)

| # | Player | G | No. | Yds | TD | Long | Avg/g |
|---|----------------------------|---|-----|-----|----|------|-------|
| 1 | Anthony II, Vinny - Wisc | 4 | 3 | 130 | 0 | 74 | 43.33 |
| 2 | Himon II, Joseph - NU | 4 | 10 | 268 | 0 | 96 | 26.80 |
| 3 | Whittington, Noah - Oregon | 4 | 1 | 26 | 0 | 26 | 26.00 |



**2024-25 Big Ten Football
Extended Individual Statistics
In Conference games**

PUNT RETURNS (Minimum 1.2 Punt Returns/Game)

| # | Player | G | No. | Yds | TD | Long | Avg/g |
|---|-------------------------|---|-----|-----|----|------|-------|
| 1 | Branch, Zachariah - USC | 5 | 6 | 30 | 0 | 19 | 5.00 |
| 2 | Price, Myles - IND | 4 | 6 | 57 | 0 | 20 | 9.50 |
| 3 | Boston, Denzel - UW | 4 | 6 | 48 | 0 | 25 | 8.00 |
| 4 | Perich, Koi - MINN | 4 | 6 | 89 | 0 | 60 | 14.83 |
| 5 | Wetjen, Kaden - Iowa | 4 | 5 | 69 | 0 | 37 | 13.80 |
| 6 | Tracy, Zion - PSU | 3 | 4 | 12 | 0 | 9 | 3.00 |
| 7 | Morgan, Semaj - Mich | 3 | 4 | 52 | 0 | 19 | 13.00 |
| 8 | Henry, Tyrell - Wisc | 2 | 3 | 17 | 0 | 9 | 5.67 |

KICK RETURNS (Minimum 1.2 Total Kick Returns/Game)

| # | Player | G | No. | Yds | TD | Long | Avg/g |
|---|--------------------------|---|-----|-----|----|------|-------|
| 1 | Wetjen, Kaden - Iowa | 4 | 11 | 280 | 0 | 39 | 25.45 |
| 2 | Himon II, Joseph - NU | 4 | 10 | 268 | 0 | 96 | 26.80 |
| 3 | Jones, Keegan - UCLA | 5 | 9 | 170 | 0 | 24 | 18.89 |
| 4 | Perich, Koi - MINN | 4 | 8 | 145 | 0 | 21 | 18.13 |
| 5 | Reynolds, Keith - UW | 4 | 6 | 129 | 0 | 28 | 21.50 |
| 6 | Jackson, Elijah - Purdue | 3 | 4 | 51 | 0 | 16 | 12.75 |

PUNT RETURN YARDS

| # | Player | G | No. | Yds | TD | Long | Avg/g |
|----|-------------------------|---|-----|-----|----|------|-------|
| 1 | Perich, Koi - MINN | 4 | 6 | 89 | 0 | 60 | 14.83 |
| 2 | Beatty, Hank - Illini | 4 | 4 | 84 | 0 | 37 | 21.00 |
| 3 | Wetjen, Kaden - Iowa | 4 | 5 | 69 | 0 | 37 | 13.80 |
| 4 | Price, Myles - IND | 4 | 6 | 57 | 0 | 20 | 9.50 |
| 5 | Morgan, Semaj - Mich | 3 | 4 | 52 | 0 | 19 | 13.00 |
| 6 | Boston, Denzel - UW | 4 | 6 | 48 | 0 | 25 | 8.00 |
| 7 | Henning, A.J. - NU | 4 | 3 | 39 | 0 | 19 | 13.00 |
| 8 | Kirtz, Bryce - NU | 4 | 2 | 36 | 0 | 23 | 18.00 |
| 9 | Loya, Logan - UCLA | 5 | 2 | 30 | 0 | 18 | 15.00 |
| 10 | Branch, Zachariah - USC | 5 | 6 | 30 | 0 | 19 | 5.00 |

KICK RETURN YARDS

| # | Player | G | No. | Yds | TD | Long | Avg/g |
|----|---------------------------|---|-----|-----|----|------|-------|
| 1 | Wetjen, Kaden - Iowa | 4 | 11 | 280 | 0 | 39 | 25.45 |
| 2 | Himon II, Joseph - NU | 4 | 10 | 268 | 0 | 96 | 26.80 |
| 3 | Jones, Keegan - UCLA | 5 | 9 | 170 | 0 | 24 | 18.89 |
| 4 | Perich, Koi - MINN | 4 | 8 | 145 | 0 | 21 | 18.13 |
| 5 | Anthony II, Vinny - Wisc | 4 | 3 | 130 | 0 | 74 | 43.33 |
| 6 | Reynolds, Keith - UW | 4 | 6 | 129 | 0 | 28 | 21.50 |
| 7 | Wilcher, Kenari - Illini | 4 | 4 | 68 | 0 | 24 | 17.00 |
| 8 | Harris, Keshawn - Mich | 4 | 3 | 55 | 0 | 20 | 18.33 |
| 9 | Barney Jr., Jacory - Nebr | 4 | 4 | 54 | 0 | 26 | 13.50 |
| 10 | Jackson, Elijah - Purdue | 3 | 4 | 51 | 0 | 16 | 12.75 |

PUNT RETURN TDS

| # | Player | G | No. | Yds | TD | Long | Avg/g |
|---|--------|---|-----|-----|----|------|-------|
|---|--------|---|-----|-----|----|------|-------|

KICK RETURN TDS

| # | Player | G | No. | Yds | TD | Long | Avg/g |
|---|--------|---|-----|-----|----|------|-------|
|---|--------|---|-----|-----|----|------|-------|

INTERCEPTIONS (Minimum Games Played Pct. 75%)

| # | Player | G | No. | Yds | TD | Long | Avg/g |
|----|------------------------------|---|-----|-----|----|------|-------|
| 1 | Breedlove, Kyndrich - Purdue | 4 | 3 | 0 | 0 | 0 | 0.75 |
| 2 | Perich, Koi - MINN | 4 | 3 | 2 | 0 | 2 | 0.75 |
| 3 | Brantley, Charles - MSU | 4 | 2 | 1 | 0 | 1 | 0.50 |
| 4 | Huskey, Jalen - MD | 4 | 2 | 37 | 0 | 37 | 0.50 |
| 5 | Zachman, Preston - Wisc | 4 | 2 | 8 | 0 | 8 | 0.50 |
| 6 | Miller, Glendon - MD | 4 | 2 | 28 | 0 | 28 | 0.50 |
| 7 | Addison, Bryan - UCLA | 5 | 2 | 106 | 1 | 96 | 0.40 |
| 8 | Cox Jr., Torrie - Illini | 3 | 1 | 0 | 0 | 0 | 0.33 |
| 9 | Reed, Jaylen - PSU | 3 | 1 | 22 | 0 | 22 | 0.33 |
| 10 | Castro, Sebastian - Iowa | 3 | 1 | 0 | 0 | 0 | 0.33 |

INTERCEPTION RETURNS

| # | Player | G | No. | Yds | TD | Long | Yds/i |
|----|------------------------------|---|-----|-----|----|------|-------|
| 1 | Perich, Koi - MINN | 4 | 3 | 2 | 0 | 2 | 0.67 |
| 2 | Breedlove, Kyndrich - Purdue | 4 | 3 | 0 | 0 | 0 | 0.00 |
| 3 | Miller, Glendon - MD | 4 | 2 | 28 | 0 | 28 | 14.00 |
| 4 | Huskey, Jalen - MD | 4 | 2 | 37 | 0 | 37 | 18.50 |
| 5 | Zachman, Preston - Wisc | 4 | 2 | 8 | 0 | 8 | 4.00 |
| 6 | Addison, Bryan - UCLA | 5 | 2 | 106 | 1 | 96 | 53.00 |
| 7 | Brantley, Charles - MSU | 4 | 2 | 1 | 0 | 1 | 0.50 |
| 8 | Azema, Coco - NU | 4 | 1 | 12 | 0 | 12 | 12.00 |
| 9 | Harris, Jermari - Iowa | 4 | 1 | 32 | 0 | 32 | 32.00 |
| 10 | Castro, Sebastian - Iowa | 3 | 1 | 0 | 0 | 0 | 0.00 |

INTERCEPTION RET YARDS

| # | Player | G | No. | Yds | TD | Long | Yds/i |
|----|---------------------------|---|-----|-----|----|------|-------|
| 1 | Addison, Bryan - UCLA | 5 | 2 | 106 | 1 | 96 | 53.00 |
| 2 | Asbury II, Shawn - IND | 4 | 1 | 78 | 0 | 78 | 78.00 |
| 3 | Cobb, Mason - USC | 5 | 1 | 55 | 1 | 55 | 55.00 |
| 4 | Scruggs, Lavain - MD | 4 | 1 | 51 | 0 | 51 | 51.00 |
| 5 | Igbinosun, Davison - OSU | 3 | 1 | 45 | 0 | 45 | 45.00 |
| 6 | Stephens II, Desman - USC | 5 | 1 | 42 | 0 | 42 | 42.00 |
| 7 | Johnson, Will - Mich | 3 | 1 | 42 | 1 | 42 | 42.00 |
| 8 | Huskey, Jalen - MD | 4 | 2 | 37 | 0 | 37 | 18.50 |
| 9 | Turner, Jordan - MSU | 4 | 1 | 36 | 0 | 36 | 36.00 |
| 10 | Robinson, Duce - USC | 5 | 1 | 35 | 0 | 35 | 35.00 |

INTERCEPTION RETURN TDS

| # | Player | G | No. | Yds | TD | Long | Yds/i |
|---|-----------------------|---|-----|-----|----|------|-------|
| 1 | Cobb, Mason - USC | 5 | 1 | 55 | 1 | 55 | 55.00 |
| 2 | Bullock, John - Nebr | 4 | 1 | 35 | 1 | 35 | 35.00 |
| 3 | Johnson, Will - Mich | 3 | 1 | 42 | 1 | 42 | 42.00 |
| 4 | Addison, Bryan - UCLA | 5 | 2 | 106 | 1 | 96 | 53.00 |



**2024-25 Big Ten Football
Extended Individual Statistics
In Conference games**

TACKLES (All positions) (Minimum Games Played Pct. 75%)

| # | Player | G | Pos | Solo | Ast | Total | Avg/g |
|----|---------------------------------|---|-----|------|-----|-------|-------|
| 1 | Higgins, Jay - Iowa | 4 | LB | 16 | 35 | 51 | 12.75 |
| 2 | Schwesinger, Carson - UCLA | 5 | LB | 31 | 22 | 53 | 10.60 |
| 3 | Djabome, Dariel - RU | 4 | LB | 18 | 24 | 42 | 10.50 |
| 4 | Fisher, Aiden - IND | 4 | LB | 17 | 20 | 37 | 9.25 |
| 5 | Uihlein, Mac - NU | 4 | LB | 24 | 12 | 36 | 9.00 |
| 6 | Mascarenas-Arnold, Easton - USC | 5 | LB | 26 | 17 | 43 | 8.60 |
| 7 | Rosiek, Dylan - Illini | 4 | LB | 15 | 18 | 33 | 8.25 |
| 8 | Jackson, Nick - Iowa | 4 | LB | 14 | 19 | 33 | 8.25 |
| 9 | Bailey, Matthew - Illini | 4 | DB | 15 | 17 | 32 | 8.00 |
| 10 | Lindenberg, Cody - MINN | 4 | LB | 17 | 15 | 32 | 8.00 |
| 11 | Hausmann, Ernest - Mich | 4 | LB | 23 | 8 | 31 | 7.75 |
| 12 | Thieneman, Dillon - Purdue | 4 | DB | 21 | 9 | 30 | 7.50 |
| 13 | Jacas, Gabe - Illini | 4 | LB | 15 | 15 | 30 | 7.50 |
| 14 | Styles, Sonny - OSU | 3 | LB | 11 | 11 | 22 | 7.33 |
| 15 | Bruener, Carson - UW | 4 | LB | 13 | 16 | 29 | 7.25 |
| 16 | Turner, Jordan - MSU | 4 | LB | 15 | 13 | 28 | 7.00 |
| 17 | Arnold, Akili - USC | 4 | S | 17 | 10 | 27 | 6.75 |
| 18 | Thomas, Jaheim - Wisc | 4 | LB | 13 | 14 | 27 | 6.75 |
| 19 | Igbinosun, Desmond - RU | 4 | DB | 12 | 15 | 27 | 6.75 |
| 20 | Dixon, Flip - RU | 4 | DB | 14 | 13 | 27 | 6.75 |
| 21 | Ponds, D'Angelo - IND | 4 | CB | 19 | 7 | 26 | 6.50 |
| 22 | Brown, Kerry - MINN | 3 | DB | 10 | 9 | 19 | 6.33 |
| 23 | King, Kobe - PSU | 3 | LB | 11 | 8 | 19 | 6.33 |
| 24 | Jenkins, Kydran - Purdue | 4 | LB | 16 | 9 | 25 | 6.25 |
| 25 | Karlaftis, Yanni - Purdue | 4 | LB | 18 | 7 | 25 | 6.25 |
| 26 | Coleman, Seth - Illini | 4 | LB | 13 | 12 | 25 | 6.25 |
| 27 | Hyppolite II, Ruben - MD | 4 | LB | 10 | 14 | 24 | 6.00 |
| 28 | Walker, Jailin - IND | 4 | LB | 12 | 12 | 24 | 6.00 |
| 29 | Schulte, Quinn - Iowa | 4 | DB | 11 | 13 | 24 | 6.00 |
| 30 | Nwankpa, Xavier - Iowa | 4 | DB | 14 | 10 | 24 | 6.00 |
| 31 | Simon, Cody - OSU | 3 | LB | 10 | 8 | 18 | 6.00 |
| 32 | Cobb, Mason - USC | 5 | LB | 12 | 17 | 29 | 5.80 |
| 33 | Oladejo, Oluwafemi - UCLA | 5 | LB | 12 | 17 | 29 | 5.80 |
| 34 | Barham, Jaishawn - Mich | 4 | LB | 11 | 12 | 23 | 5.75 |
| 35 | Scott, Miles - Illini | 4 | DB | 18 | 5 | 23 | 5.75 |
| 36 | Mueller, Xander - NU | 4 | LB | 12 | 11 | 23 | 5.75 |
| 37 | Gifford, Isaac - Nebr | 4 | DB | 11 | 12 | 23 | 5.75 |
| 38 | Reed, Jaylen - PSU | 3 | S | 12 | 5 | 17 | 5.67 |
| 39 | Downs, Caleb - OSU | 3 | DB | 11 | 6 | 17 | 5.67 |
| 40 | Powell, Tyreem - RU | 3 | LB | 7 | 10 | 17 | 5.67 |
| 41 | Medrano, Kain - UCLA | 5 | LB | 19 | 9 | 28 | 5.60 |
| 42 | Smith, Jaylin - USC | 5 | CB | 20 | 8 | 28 | 5.60 |
| 43 | Martinez, Nikai - MSU | 4 | DB | 11 | 11 | 22 | 5.50 |
| 44 | Striggow, Danny - MINN | 4 | DL | 14 | 8 | 22 | 5.50 |
| 45 | Turner, Devin - NU | 3 | DB | 10 | 6 | 16 | 5.33 |
| 46 | Lee, Deshaun - Iowa | 3 | DB | 7 | 9 | 16 | 5.33 |
| 47 | Wheatley, Zakee - PSU | 3 | S | 9 | 7 | 16 | 5.33 |
| 48 | Johnson, Quinten - Mich | 4 | DB | 14 | 7 | 21 | 5.25 |
| 49 | Loyal, Shaquan - RU | 4 | DB | 11 | 10 | 21 | 5.25 |
| 50 | Wright, Ceyair - Nebr | 4 | DB | 17 | 4 | 21 | 5.25 |

SACKS (Minimum Games Played Pct. 75%)

| # | Player | G | Pos | Solo | Ast | Total | Avg/g |
|----|-----------------------------|---|-----|------|-----|-------|-------|
| 1 | Stewart, Josaiah - Mich | 3 | DE | 3 | 1 | 3.5 | 1.17 |
| 2 | Jacas, Gabe - Illini | 4 | LB | 4 | 1 | 4.5 | 1.13 |
| 3 | Carter, Abdul - PSU | 3 | LB | 3 | 0 | 3 | 1.00 |
| 4 | Williams, James - Nebr | 4 | DL | 4 | 0 | 4 | 1.00 |
| 5 | Graham, Mason - Mich | 4 | DL | 3 | 1 | 3.5 | 0.88 |
| 6 | Uiagalelei, Matayo - Oregon | 4 | DE | 3 | 1 | 3.5 | 0.88 |
| 7 | Kamara, Mikail - IND | 4 | DL | 3 | 0 | 3 | 0.75 |
| 8 | Carpenter, James - IND | 4 | DL | 3 | 0 | 3 | 0.75 |
| 9 | Ward, Isaiah - UW | 4 | DE | 3 | 0 | 3 | 0.75 |
| 10 | Joyner, Jah - MINN | 4 | DL | 3 | 0 | 3 | 0.75 |

TACKLES FOR LOSS (Minimum 1.25 Total Tackles For Loss/Game, Games Played Pct. 75%)

| # | Player | G | Pos | Solo | Ast | Total | Avg/g |
|---|-----------------------------|---|-----|------|-----|-------|-------|
| 1 | Carter, Abdul - PSU | 3 | LB | 5 | 4 | 7 | 2.33 |
| 2 | Stewart, Josaiah - Mich | 3 | DE | 5 | 3 | 6.5 | 2.17 |
| 3 | Wyatt, Kellan - MD | 4 | LB | 6 | 2 | 7 | 1.75 |
| 4 | Carpenter, James - IND | 4 | DL | 6 | 0 | 6 | 1.50 |
| 5 | Wheatland, Caleb - MD | 4 | LB | 5 | 1 | 5.5 | 1.38 |
| 6 | Uiagalelei, Matayo - Oregon | 4 | DE | 5 | 1 | 5.5 | 1.38 |
| 7 | Downs, Caleb - OSU | 3 | DB | 4 | 0 | 4 | 1.33 |

FUMBLES FORCED (Minimum Games Played Pct. 75%)

| # | Player | G | No. | Avg/g |
|----|-------------------------|---|-----|-------|
| 1 | Graves, Aaron - Iowa | 4 | 2 | 0.50 |
| 2 | Metz, Greyson - NU | 4 | 2 | 0.50 |
| 3 | Wyatt, Kellan - MD | 4 | 2 | 0.50 |
| 4 | Jacas, Gabe - Illini | 4 | 2 | 0.50 |
| 5 | Hancock, Jordan - OSU | 3 | 1 | 0.33 |
| 6 | Sawyer, Jack - OSU | 3 | 1 | 0.33 |
| 7 | Reed, Jaylen - PSU | 3 | 1 | 0.33 |
| 8 | Hamilton, Ty - OSU | 3 | 1 | 0.33 |
| 9 | Ransom, Lathan - OSU | 3 | 1 | 0.33 |
| 10 | Stewart, Josaiah - Mich | 3 | 1 | 0.33 |

FUMBLES RECOVERED (Minimum Games Played Pct. 75%)

| # | Player | G | No. | Avg/g |
|----|-----------------------------|---|-----|-------|
| 1 | Kamara, Mikail - IND | 4 | 2 | 0.50 |
| 2 | Walters, Damon - NU | 3 | 1 | 0.33 |
| 3 | Vilbert, Smith - PSU | 3 | 1 | 0.33 |
| 4 | Styles, Sonny - OSU | 3 | 1 | 0.33 |
| 5 | Simon, Cody - OSU | 3 | 1 | 0.33 |
| 6 | Hood, Malachi - Illini | 3 | 1 | 0.33 |
| 7 | Sawyer, Jack - OSU | 3 | 1 | 0.33 |
| 8 | Jackson Jr., Kenyatta - OSU | 3 | 1 | 0.33 |
| 9 | Barten, Ben - Wisc | 4 | 1 | 0.25 |
| 10 | Pfeiffer, Cayson - Wisc | 4 | 1 | 0.25 |

PASSES DEFENDED (Minimum Games Played Pct. 75%)

| # | Player | G | Brup | Int. | Total | Avg/g |
|----|------------------------------|---|------|------|-------|-------|
| 1 | Wright, Ceyair - Nebr | 4 | 5 | 1 | 6 | 1.50 |
| 2 | Johnson, Theran - NU | 4 | 6 | 0 | 6 | 1.50 |
| 3 | Breedlove, Kyndrich - Purdue | 4 | 3 | 3 | 6 | 1.50 |
| 4 | Zachman, Preston - Wisc | 4 | 3 | 2 | 5 | 1.25 |
| 5 | Hill, Jyaire - Mich | 4 | 4 | 1 | 5 | 1.25 |
| 6 | Loyal, Shaquan - RU | 4 | 4 | 1 | 5 | 1.25 |
| 7 | Green, Nyland - Purdue | 3 | 3 | 0 | 3 | 1.00 |
| 8 | Wohler, Hunter - Wisc | 4 | 4 | 0 | 4 | 1.00 |
| 9 | Fourqurean, Nyzier - Wisc | 4 | 4 | 0 | 4 | 1.00 |
| 10 | Miller, Glendon - MD | 4 | 2 | 2 | 4 | 1.00 |



**2024-25 Big Ten Football
Extended Team Leaders
In Conference games**

SCORING OFFENSE

| Team | G | TD | FG | XPT | 2XP | DXP | Saf | Pts | Avg/G |
|---------------------|---|----|----|-----|-----|-----|-----|-----|-------|
| Indiana | 4 | 25 | 2 | 25 | 0 | 0 | 0 | 181 | 45.25 |
| Ohio St. | 3 | 14 | 2 | 14 | 0 | 0 | 0 | 104 | 34.67 |
| Wisconsin | 4 | 19 | 1 | 19 | 0 | 0 | 1 | 138 | 34.5 |
| Oregon | 4 | 17 | 5 | 13 | 1 | 0 | 0 | 132 | 33 |
| Southern California | 5 | 17 | 6 | 17 | 0 | 0 | 0 | 137 | 27.4 |
| Illinois | 4 | 13 | 6 | 11 | 1 | 0 | 0 | 109 | 27.25 |
| Penn St. | 3 | 9 | 6 | 9 | 0 | 0 | 0 | 81 | 27 |
| Iowa | 4 | 12 | 5 | 11 | 0 | 0 | 0 | 98 | 24.5 |
| Maryland | 4 | 12 | 2 | 11 | 1 | 0 | 0 | 91 | 22.75 |
| Washington | 4 | 10 | 5 | 8 | 1 | 0 | 0 | 85 | 21.25 |
| Minnesota | 4 | 11 | 2 | 11 | 0 | 0 | 0 | 83 | 20.75 |
| Michigan | 4 | 10 | 3 | 9 | 0 | 0 | 0 | 78 | 19.5 |
| Michigan St. | 4 | 7 | 9 | 7 | 0 | 0 | 0 | 76 | 19 |
| Nebraska | 4 | 10 | 1 | 10 | 0 | 0 | 0 | 73 | 18.25 |
| UCLA | 5 | 10 | 6 | 9 | 1 | 0 | 0 | 89 | 17.8 |
| Northwestern | 4 | 7 | 6 | 7 | 0 | 0 | 1 | 69 | 17.25 |
| Rutgers | 4 | 9 | 2 | 7 | 0 | 0 | 0 | 67 | 16.75 |
| Purdue | 4 | 7 | 5 | 4 | 2 | 0 | 0 | 65 | 16.25 |

TOTAL DEFENSE

| Team | G | Rush | Pass | Plays | Yards | Avg/P | TD | Avg/G |
|---------------------|---|------|------|-------|-------|-------|----|--------|
| Washington | 4 | 637 | 389 | 223 | 1026 | 4.6 | 9 | 256.5 |
| Wisconsin | 4 | 555 | 610 | 252 | 1165 | 4.62 | 5 | 291.25 |
| Penn St. | 3 | 316 | 572 | 174 | 888 | 5.1 | 5 | 296 |
| Oregon | 4 | 455 | 735 | 227 | 1190 | 5.24 | 5 | 297.5 |
| Minnesota | 4 | 636 | 641 | 253 | 1277 | 5.05 | 11 | 319.25 |
| Indiana | 4 | 371 | 908 | 256 | 1279 | 5 | 9 | 319.75 |
| Ohio St. | 3 | 318 | 650 | 163 | 968 | 5.94 | 6 | 322.67 |
| Nebraska | 4 | 509 | 855 | 254 | 1364 | 5.37 | 14 | 341 |
| Michigan | 4 | 435 | 936 | 264 | 1371 | 5.19 | 11 | 342.75 |
| UCLA | 5 | 537 | 1302 | 314 | 1839 | 5.86 | 20 | 367.8 |
| Southern California | 5 | 763 | 1154 | 318 | 1917 | 6.03 | 16 | 383.4 |
| Iowa | 4 | 621 | 940 | 273 | 1561 | 5.72 | 11 | 390.25 |
| Illinois | 4 | 640 | 937 | 261 | 1577 | 6.04 | 12 | 394.25 |
| Michigan St. | 4 | 617 | 965 | 257 | 1582 | 6.16 | 15 | 395.5 |
| Northwestern | 4 | 551 | 1083 | 289 | 1634 | 5.65 | 12 | 408.5 |
| Maryland | 4 | 433 | 1261 | 270 | 1694 | 6.27 | 16 | 423.5 |
| Rutgers | 4 | 708 | 1101 | 280 | 1809 | 6.46 | 15 | 452.25 |
| Purdue | 4 | 697 | 1287 | 265 | 1984 | 7.49 | 21 | 496 |

SCORING DEFENSE

| Team | G | TD | FG | XPT | 2XP | DXP | Saf | Pts | Avg/G |
|---------------------|---|----|----|-----|-----|-----|-----|-----|-------|
| Wisconsin | 4 | 6 | 4 | 6 | 0 | 0 | 0 | 54 | 13.5 |
| Oregon | 4 | 6 | 4 | 6 | 0 | 0 | 0 | 54 | 13.5 |
| Ohio St. | 3 | 6 | 2 | 4 | 0 | 0 | 0 | 46 | 15.33 |
| Penn St. | 3 | 5 | 4 | 4 | 1 | 0 | 0 | 48 | 16 |
| Indiana | 4 | 9 | 3 | 9 | 0 | 0 | 0 | 72 | 18 |
| Washington | 4 | 9 | 6 | 9 | 0 | 0 | 1 | 83 | 20.75 |
| Minnesota | 4 | 11 | 5 | 11 | 0 | 0 | 0 | 92 | 23 |
| Michigan | 4 | 11 | 6 | 10 | 1 | 0 | 0 | 96 | 24 |
| Iowa | 4 | 11 | 7 | 10 | 0 | 0 | 0 | 97 | 24.25 |
| Northwestern | 4 | 12 | 4 | 12 | 0 | 0 | 1 | 98 | 24.5 |
| Illinois | 4 | 13 | 3 | 10 | 2 | 0 | 0 | 101 | 25.25 |
| Nebraska | 4 | 14 | 2 | 14 | 0 | 0 | 0 | 104 | 26 |
| Southern California | 5 | 17 | 5 | 15 | 1 | 0 | 0 | 134 | 26.8 |
| Rutgers | 4 | 15 | 1 | 14 | 1 | 0 | 0 | 109 | 27.25 |
| Michigan St. | 4 | 15 | 3 | 14 | 0 | 0 | 0 | 113 | 28.25 |
| UCLA | 5 | 20 | 6 | 16 | 1 | 0 | 0 | 156 | 31.2 |
| Maryland | 4 | 17 | 5 | 17 | 0 | 0 | 0 | 134 | 33.5 |
| Purdue | 4 | 22 | 4 | 21 | 0 | 0 | 0 | 165 | 41.25 |

TOTAL OFFENSE PLAYS

| Team | G | Rush | Pass | Plays | Yards | Avg/P | TD | Avg/G |
|---------------------|---|------|------|-------|-------|-------|----|--------|
| Southern California | 5 | 700 | 1347 | 353 | 2047 | 5.8 | 16 | 409.4 |
| Maryland | 4 | 313 | 1211 | 296 | 1524 | 5.15 | 12 | 381 |
| UCLA | 5 | 367 | 1110 | 288 | 1477 | 5.13 | 9 | 295.4 |
| Washington | 4 | 592 | 1142 | 283 | 1734 | 6.13 | 10 | 433.5 |
| Oregon | 4 | 652 | 1173 | 274 | 1825 | 6.66 | 17 | 456.25 |
| Nebraska | 4 | 376 | 952 | 272 | 1328 | 4.88 | 9 | 332 |
| Indiana | 4 | 638 | 1326 | 268 | 1964 | 7.33 | 25 | 491 |
| Wisconsin | 4 | 842 | 941 | 266 | 1783 | 6.7 | 19 | 445.75 |
| Illinois | 4 | 564 | 859 | 253 | 1423 | 5.62 | 13 | 355.75 |
| Rutgers | 4 | 565 | 691 | 252 | 1256 | 4.98 | 9 | 314 |
| Michigan | 4 | 733 | 439 | 251 | 1172 | 4.67 | 9 | 293 |
| Minnesota | 4 | 351 | 829 | 244 | 1180 | 4.84 | 11 | 295 |
| Michigan St. | 4 | 439 | 1009 | 241 | 1448 | 6.01 | 7 | 362 |
| Purdue | 4 | 596 | 681 | 221 | 1277 | 5.78 | 6 | 319.25 |
| Northwestern | 4 | 359 | 581 | 220 | 940 | 4.27 | 6 | 235 |
| Iowa | 4 | 741 | 430 | 209 | 1171 | 5.6 | 12 | 292.75 |
| Ohio St. | 3 | 529 | 833 | 208 | 1362 | 6.55 | 14 | 454 |
| Penn St. | 3 | 442 | 772 | 194 | 1214 | 6.26 | 9 | 404.67 |



**2024-25 Big Ten Football
Extended Team Leaders
In Conference games**

TOUCHDOWNS SCORED

| Team | G | TD | FG | XPT | 2XP | DXP | Saf | Pts | Avg/G |
|---------------------|---|----|----|-----|-----|-----|-----|-----|-------|
| Indiana | 4 | 25 | 2 | 25 | 0 | 0 | 0 | 181 | 45.25 |
| Wisconsin | 4 | 19 | 1 | 19 | 0 | 0 | 1 | 138 | 34.5 |
| Southern California | 5 | 17 | 6 | 17 | 0 | 0 | 0 | 137 | 27.4 |
| Oregon | 4 | 17 | 5 | 13 | 1 | 0 | 0 | 132 | 33 |
| Ohio St. | 3 | 14 | 2 | 14 | 0 | 0 | 0 | 104 | 34.67 |
| Illinois | 4 | 13 | 6 | 11 | 1 | 0 | 0 | 109 | 27.25 |
| Maryland | 4 | 12 | 2 | 11 | 1 | 0 | 0 | 91 | 22.75 |
| Iowa | 4 | 12 | 5 | 11 | 0 | 0 | 0 | 98 | 24.5 |
| Minnesota | 4 | 11 | 2 | 11 | 0 | 0 | 0 | 83 | 20.75 |
| Washington | 4 | 10 | 5 | 8 | 1 | 0 | 0 | 85 | 21.25 |
| UCLA | 5 | 10 | 6 | 9 | 1 | 0 | 0 | 89 | 17.8 |
| Nebraska | 4 | 10 | 1 | 10 | 0 | 0 | 0 | 73 | 18.25 |
| Michigan | 4 | 10 | 3 | 9 | 0 | 0 | 0 | 78 | 19.5 |
| Rutgers | 4 | 9 | 2 | 7 | 0 | 0 | 0 | 67 | 16.75 |
| Penn St. | 3 | 9 | 6 | 9 | 0 | 0 | 0 | 81 | 27 |
| Purdue | 4 | 7 | 5 | 4 | 2 | 0 | 0 | 65 | 16.25 |
| Northwestern | 4 | 7 | 6 | 7 | 0 | 0 | 1 | 69 | 17.25 |
| Michigan St. | 4 | 7 | 9 | 7 | 0 | 0 | 0 | 76 | 19 |

TOTAL OFFENSE YARDS

| Team | G | Rush | Pass | Plays | Yards | Avg/P | TD | Avg/G |
|---------------------|---|------|------|-------|-------|-------|----|--------|
| Southern California | 5 | 700 | 1347 | 353 | 2047 | 5.8 | 16 | 409.4 |
| Indiana | 4 | 638 | 1326 | 268 | 1964 | 7.33 | 25 | 491 |
| Oregon | 4 | 652 | 1173 | 274 | 1825 | 6.66 | 17 | 456.25 |
| Wisconsin | 4 | 842 | 941 | 266 | 1783 | 6.7 | 19 | 445.75 |
| Washington | 4 | 592 | 1142 | 283 | 1734 | 6.13 | 10 | 433.5 |
| Maryland | 4 | 313 | 1211 | 296 | 1524 | 5.15 | 12 | 381 |
| UCLA | 5 | 367 | 1110 | 288 | 1477 | 5.13 | 9 | 295.4 |
| Michigan St. | 4 | 439 | 1009 | 241 | 1448 | 6.01 | 7 | 362 |
| Illinois | 4 | 564 | 859 | 253 | 1423 | 5.62 | 13 | 355.75 |
| Ohio St. | 3 | 529 | 833 | 208 | 1362 | 6.55 | 14 | 454 |
| Nebraska | 4 | 376 | 952 | 272 | 1328 | 4.88 | 9 | 332 |
| Purdue | 4 | 596 | 681 | 221 | 1277 | 5.78 | 6 | 319.25 |
| Rutgers | 4 | 565 | 691 | 252 | 1256 | 4.98 | 9 | 314 |
| Penn St. | 3 | 442 | 772 | 194 | 1214 | 6.26 | 9 | 404.67 |
| Minnesota | 4 | 351 | 829 | 244 | 1180 | 4.84 | 11 | 295 |
| Michigan | 4 | 733 | 439 | 251 | 1172 | 4.67 | 9 | 293 |
| Iowa | 4 | 741 | 430 | 209 | 1171 | 5.6 | 12 | 292.75 |
| Northwestern | 4 | 359 | 581 | 220 | 940 | 4.27 | 6 | 235 |

PTS SCORED KICKING

| Team | G | TD | FG | XPT | 2XP | DXP | Saf | Pts | Avg/G |
|---------------------|---|----|----|-----|-----|-----|-----|-----|-------|
| Indiana | 4 | 25 | 2 | 25 | 0 | 0 | 0 | 181 | 45.25 |
| Wisconsin | 4 | 19 | 1 | 19 | 0 | 0 | 1 | 138 | 34.5 |
| Southern California | 5 | 17 | 6 | 17 | 0 | 0 | 0 | 137 | 27.4 |
| Oregon | 4 | 17 | 5 | 13 | 1 | 0 | 0 | 132 | 33 |
| Illinois | 4 | 13 | 6 | 11 | 1 | 0 | 0 | 109 | 27.25 |
| Ohio St. | 3 | 14 | 2 | 14 | 0 | 0 | 0 | 104 | 34.67 |
| Iowa | 4 | 12 | 5 | 11 | 0 | 0 | 0 | 98 | 24.5 |
| Maryland | 4 | 12 | 2 | 11 | 1 | 0 | 0 | 91 | 22.75 |
| UCLA | 5 | 10 | 6 | 9 | 1 | 0 | 0 | 89 | 17.8 |
| Washington | 4 | 10 | 5 | 8 | 1 | 0 | 0 | 85 | 21.25 |
| Minnesota | 4 | 11 | 2 | 11 | 0 | 0 | 0 | 83 | 20.75 |
| Penn St. | 3 | 9 | 6 | 9 | 0 | 0 | 0 | 81 | 27 |
| Michigan | 4 | 10 | 3 | 9 | 0 | 0 | 0 | 78 | 19.5 |
| Michigan St. | 4 | 7 | 9 | 7 | 0 | 0 | 0 | 76 | 19 |
| Nebraska | 4 | 10 | 1 | 10 | 0 | 0 | 0 | 73 | 18.25 |
| Northwestern | 4 | 7 | 6 | 7 | 0 | 0 | 1 | 69 | 17.25 |
| Rutgers | 4 | 9 | 2 | 7 | 0 | 0 | 0 | 67 | 16.75 |
| Purdue | 4 | 7 | 5 | 4 | 2 | 0 | 0 | 65 | 16.25 |

TOTAL OFF. AVG/PLAY

| Team | G | Rush | Pass | Plays | Yards | Avg/P | TD | Avg/G |
|---------------------|---|------|------|-------|-------|-------|----|--------|
| Indiana | 4 | 638 | 1326 | 268 | 1964 | 7.33 | 25 | 491 |
| Wisconsin | 4 | 842 | 941 | 266 | 1783 | 6.7 | 19 | 445.75 |
| Oregon | 4 | 652 | 1173 | 274 | 1825 | 6.66 | 17 | 456.25 |
| Ohio St. | 3 | 529 | 833 | 208 | 1362 | 6.55 | 14 | 454 |
| Penn St. | 3 | 442 | 772 | 194 | 1214 | 6.26 | 9 | 404.67 |
| Washington | 4 | 592 | 1142 | 283 | 1734 | 6.13 | 10 | 433.5 |
| Michigan St. | 4 | 439 | 1009 | 241 | 1448 | 6.01 | 7 | 362 |
| Southern California | 5 | 700 | 1347 | 353 | 2047 | 5.8 | 16 | 409.4 |
| Purdue | 4 | 596 | 681 | 221 | 1277 | 5.78 | 6 | 319.25 |
| Illinois | 4 | 564 | 859 | 253 | 1423 | 5.62 | 13 | 355.75 |
| Iowa | 4 | 741 | 430 | 209 | 1171 | 5.6 | 12 | 292.75 |
| Maryland | 4 | 313 | 1211 | 296 | 1524 | 5.15 | 12 | 381 |
| UCLA | 5 | 367 | 1110 | 288 | 1477 | 5.13 | 9 | 295.4 |
| Rutgers | 4 | 565 | 691 | 252 | 1256 | 4.98 | 9 | 314 |
| Nebraska | 4 | 376 | 952 | 272 | 1328 | 4.88 | 9 | 332 |
| Minnesota | 4 | 351 | 829 | 244 | 1180 | 4.84 | 11 | 295 |
| Michigan | 4 | 733 | 439 | 251 | 1172 | 4.67 | 9 | 293 |
| Northwestern | 4 | 359 | 581 | 220 | 940 | 4.27 | 6 | 235 |



**2024-25 Big Ten Football
Extended Team Leaders
In Conference games**

TOTAL OFFENSE

| Team | G | Rush | Pass | Plays | Yards | Avg/P | TD | Avg/G |
|---------------------|---|------|------|-------|-------|-------|----|--------|
| Indiana | 4 | 638 | 1326 | 268 | 1964 | 7.33 | 25 | 491 |
| Oregon | 4 | 652 | 1173 | 274 | 1825 | 6.66 | 17 | 456.25 |
| Ohio St. | 3 | 529 | 833 | 208 | 1362 | 6.55 | 14 | 454 |
| Wisconsin | 4 | 842 | 941 | 266 | 1783 | 6.7 | 19 | 445.75 |
| Washington | 4 | 592 | 1142 | 283 | 1734 | 6.13 | 10 | 433.5 |
| Southern California | 5 | 700 | 1347 | 353 | 2047 | 5.8 | 16 | 409.4 |
| Penn St. | 3 | 442 | 772 | 194 | 1214 | 6.26 | 9 | 404.67 |
| Maryland | 4 | 313 | 1211 | 296 | 1524 | 5.15 | 12 | 381 |
| Michigan St. | 4 | 439 | 1009 | 241 | 1448 | 6.01 | 7 | 362 |
| Illinois | 4 | 564 | 859 | 253 | 1423 | 5.62 | 13 | 355.75 |
| Nebraska | 4 | 376 | 952 | 272 | 1328 | 4.88 | 9 | 332 |
| Purdue | 4 | 596 | 681 | 221 | 1277 | 5.78 | 6 | 319.25 |
| Rutgers | 4 | 565 | 691 | 252 | 1256 | 4.98 | 9 | 314 |
| UCLA | 5 | 367 | 1110 | 288 | 1477 | 5.13 | 9 | 295.4 |
| Minnesota | 4 | 351 | 829 | 244 | 1180 | 4.84 | 11 | 295 |
| Michigan | 4 | 733 | 439 | 251 | 1172 | 4.67 | 9 | 293 |
| Iowa | 4 | 741 | 430 | 209 | 1171 | 5.6 | 12 | 292.75 |
| Northwestern | 4 | 359 | 581 | 220 | 940 | 4.27 | 6 | 235 |

TOTAL OFFENSE TDS

| Team | G | Rush | Pass | Plays | Yards | Avg/P | TD | Avg/G |
|---------------------|---|------|------|-------|-------|-------|----|--------|
| Indiana | 4 | 638 | 1326 | 268 | 1964 | 7.33 | 25 | 491 |
| Wisconsin | 4 | 842 | 941 | 266 | 1783 | 6.7 | 19 | 445.75 |
| Oregon | 4 | 652 | 1173 | 274 | 1825 | 6.66 | 17 | 456.25 |
| Southern California | 5 | 700 | 1347 | 353 | 2047 | 5.8 | 16 | 409.4 |
| Ohio St. | 3 | 529 | 833 | 208 | 1362 | 6.55 | 14 | 454 |
| Illinois | 4 | 564 | 859 | 253 | 1423 | 5.62 | 13 | 355.75 |
| Maryland | 4 | 313 | 1211 | 296 | 1524 | 5.15 | 12 | 381 |
| Iowa | 4 | 741 | 430 | 209 | 1171 | 5.6 | 12 | 292.75 |
| Minnesota | 4 | 351 | 829 | 244 | 1180 | 4.84 | 11 | 295 |
| Washington | 4 | 592 | 1142 | 283 | 1734 | 6.13 | 10 | 433.5 |
| UCLA | 5 | 367 | 1110 | 288 | 1477 | 5.13 | 9 | 295.4 |
| Rutgers | 4 | 565 | 691 | 252 | 1256 | 4.98 | 9 | 314 |
| Penn St. | 3 | 442 | 772 | 194 | 1214 | 6.26 | 9 | 404.67 |
| Nebraska | 4 | 376 | 952 | 272 | 1328 | 4.88 | 9 | 332 |
| Michigan | 4 | 733 | 439 | 251 | 1172 | 4.67 | 9 | 293 |
| Michigan St. | 4 | 439 | 1009 | 241 | 1448 | 6.01 | 7 | 362 |
| Purdue | 4 | 596 | 681 | 221 | 1277 | 5.78 | 6 | 319.25 |
| Northwestern | 4 | 359 | 581 | 220 | 940 | 4.27 | 6 | 235 |

RUSHING OFFENSE

| Team | G | Att | Yards | Avg/A | Long | TD | Avg/G |
|---------------------|---|-----|-------|-------|------|----|--------|
| Wisconsin | 4 | 156 | 842 | 5.4 | 55 | 13 | 210.5 |
| Iowa | 4 | 132 | 741 | 5.61 | 75 | 9 | 185.25 |
| Michigan | 4 | 164 | 733 | 4.47 | 63 | 7 | 183.25 |
| Ohio St. | 3 | 108 | 529 | 4.9 | 53 | 5 | 176.33 |
| Oregon | 4 | 139 | 652 | 4.69 | 41 | 8 | 163 |
| Indiana | 4 | 139 | 638 | 4.59 | 43 | 12 | 159.5 |
| Purdue | 4 | 129 | 596 | 4.62 | 35 | 2 | 149 |
| Washington | 4 | 133 | 592 | 4.45 | 39 | 2 | 148 |
| Penn St. | 3 | 105 | 442 | 4.21 | 19 | 6 | 147.33 |
| Rutgers | 4 | 129 | 565 | 4.38 | 40 | 7 | 141.25 |
| Illinois | 4 | 148 | 564 | 3.81 | 37 | 4 | 141 |
| Southern California | 5 | 134 | 700 | 5.22 | 75 | 4 | 140 |
| Michigan St. | 4 | 126 | 439 | 3.48 | 30 | 2 | 109.75 |
| Nebraska | 4 | 136 | 376 | 2.76 | 31 | 5 | 94 |
| Northwestern | 4 | 113 | 359 | 3.18 | 35 | 4 | 89.75 |
| Minnesota | 4 | 110 | 351 | 3.19 | 40 | 6 | 87.75 |
| Maryland | 4 | 118 | 313 | 2.65 | 75 | 5 | 78.25 |
| UCLA | 5 | 136 | 367 | 2.7 | 49 | 3 | 73.4 |

RUSHING TDS

| Team | G | Att | Yards | Avg/A | Long | TD | Avg/G |
|---------------------|---|-----|-------|-------|------|----|--------|
| Wisconsin | 4 | 156 | 842 | 5.4 | 55 | 13 | 210.5 |
| Indiana | 4 | 139 | 638 | 4.59 | 43 | 12 | 159.5 |
| Iowa | 4 | 132 | 741 | 5.61 | 75 | 9 | 185.25 |
| Oregon | 4 | 139 | 652 | 4.69 | 41 | 8 | 163 |
| Rutgers | 4 | 129 | 565 | 4.38 | 40 | 7 | 141.25 |
| Michigan | 4 | 164 | 733 | 4.47 | 63 | 7 | 183.25 |
| Penn St. | 3 | 105 | 442 | 4.21 | 19 | 6 | 147.33 |
| Minnesota | 4 | 110 | 351 | 3.19 | 40 | 6 | 87.75 |
| Ohio St. | 3 | 108 | 529 | 4.9 | 53 | 5 | 176.33 |
| Nebraska | 4 | 136 | 376 | 2.76 | 31 | 5 | 94 |
| Maryland | 4 | 118 | 313 | 2.65 | 75 | 5 | 78.25 |
| Southern California | 5 | 134 | 700 | 5.22 | 75 | 4 | 140 |
| Northwestern | 4 | 113 | 359 | 3.18 | 35 | 4 | 89.75 |
| Illinois | 4 | 148 | 564 | 3.81 | 37 | 4 | 141 |
| UCLA | 5 | 136 | 367 | 2.7 | 49 | 3 | 73.4 |
| Washington | 4 | 133 | 592 | 4.45 | 39 | 2 | 148 |
| Purdue | 4 | 129 | 596 | 4.62 | 35 | 2 | 149 |
| Michigan St. | 4 | 126 | 439 | 3.48 | 30 | 2 | 109.75 |



**2024-25 Big Ten Football
Extended Team Leaders
In Conference games**

RUSHING DEFENSE

| Team | G | Att | Yards | Avg/A | Long | TD | Avg/G |
|---------------------|---|-----|-------|-------|------|----|--------|
| Indiana | 4 | 107 | 371 | 3.47 | 75 | 4 | 92.75 |
| Penn St. | 3 | 85 | 316 | 3.72 | 75 | 1 | 105.33 |
| Ohio St. | 3 | 83 | 318 | 3.83 | 30 | 3 | 106 |
| UCLA | 5 | 148 | 537 | 3.63 | 30 | 10 | 107.4 |
| Maryland | 4 | 131 | 433 | 3.31 | 30 | 7 | 108.25 |
| Michigan | 4 | 119 | 435 | 3.66 | 65 | 4 | 108.75 |
| Oregon | 4 | 127 | 455 | 3.58 | 53 | 3 | 113.75 |
| Nebraska | 4 | 135 | 509 | 3.77 | 43 | 5 | 127.25 |
| Northwestern | 4 | 150 | 551 | 3.67 | 24 | 6 | 137.75 |
| Wisconsin | 4 | 129 | 555 | 4.3 | 35 | 2 | 138.75 |
| Southern California | 5 | 166 | 763 | 4.6 | 63 | 11 | 152.6 |
| Michigan St. | 4 | 126 | 617 | 4.9 | 75 | 7 | 154.25 |
| Iowa | 4 | 131 | 621 | 4.74 | 31 | 2 | 155.25 |
| Minnesota | 4 | 142 | 636 | 4.48 | 40 | 8 | 159 |
| Washington | 4 | 133 | 637 | 4.79 | 53 | 5 | 159.25 |
| Illinois | 4 | 147 | 640 | 4.35 | 34 | 6 | 160 |
| Purdue | 4 | 147 | 697 | 4.74 | 47 | 12 | 174.25 |
| Rutgers | 4 | 149 | 708 | 4.75 | 55 | 8 | 177 |

PASS EFFICIENCY

| Team | G | Comp-Att-Int | Pct. | Yds | Avg/G | TD | Effic |
|---------------------|---|---------------|-------|------|--------|----|--------|
| Indiana | 4 | 96 - 129 - 3 | 74.42 | 1326 | 331.50 | 13 | 189.37 |
| Ohio St. | 3 | 75 - 100 - 2 | 75.00 | 833 | 277.67 | 9 | 170.67 |
| Oregon | 4 | 96 - 135 - 4 | 71.11 | 1173 | 293.25 | 9 | 160.17 |
| Illinois | 4 | 66 - 105 - 1 | 62.86 | 859 | 214.75 | 9 | 157.96 |
| Washington | 4 | 106 - 150 - 2 | 70.67 | 1142 | 285.50 | 8 | 149.55 |
| Michigan St. | 4 | 77 - 115 - 4 | 66.96 | 1009 | 252.25 | 5 | 148.05 |
| Penn St. | 3 | 63 - 89 - 3 | 70.79 | 772 | 257.33 | 3 | 148.03 |
| Wisconsin | 4 | 68 - 110 - 5 | 61.82 | 941 | 235.25 | 6 | 142.59 |
| UCLA | 5 | 107 - 152 - 6 | 70.39 | 1110 | 222.00 | 6 | 136.87 |
| Purdue | 4 | 57 - 92 - 2 | 61.96 | 681 | 170.25 | 4 | 134.13 |
| Maryland | 4 | 119 - 178 - 3 | 66.85 | 1211 | 302.75 | 7 | 133.61 |
| Minnesota | 4 | 90 - 134 - 3 | 67.16 | 829 | 207.25 | 5 | 126.97 |
| Southern California | 5 | 135 - 219 - 6 | 61.64 | 1347 | 269.40 | 12 | 125.91 |
| Nebraska | 4 | 83 - 136 - 5 | 61.03 | 952 | 238.00 | 4 | 122.18 |
| Iowa | 4 | 45 - 77 - 2 | 58.44 | 430 | 107.50 | 3 | 113.01 |
| Michigan | 4 | 50 - 87 - 3 | 57.47 | 439 | 109.75 | 2 | 100.55 |
| Northwestern | 4 | 50 - 107 - 2 | 46.73 | 581 | 145.25 | 2 | 94.77 |
| Rutgers | 4 | 59 - 123 - 4 | 47.97 | 691 | 172.75 | 2 | 94.02 |

YARDS PER RUSH

| Team | G | Att | Yards | Avg/A | Long | TD | Avg/G |
|---------------------|---|-----|-------|-------|------|----|--------|
| Iowa | 4 | 132 | 741 | 5.61 | 75 | 9 | 185.25 |
| Wisconsin | 4 | 156 | 842 | 5.4 | 55 | 13 | 210.5 |
| Southern California | 5 | 134 | 700 | 5.22 | 75 | 4 | 140 |
| Ohio St. | 3 | 108 | 529 | 4.9 | 53 | 5 | 176.33 |
| Oregon | 4 | 139 | 652 | 4.69 | 41 | 8 | 163 |
| Purdue | 4 | 129 | 596 | 4.62 | 35 | 2 | 149 |
| Indiana | 4 | 139 | 638 | 4.59 | 43 | 12 | 159.5 |
| Michigan | 4 | 164 | 733 | 4.47 | 63 | 7 | 183.25 |
| Washington | 4 | 133 | 592 | 4.45 | 39 | 2 | 148 |
| Rutgers | 4 | 129 | 565 | 4.38 | 40 | 7 | 141.25 |
| Penn St. | 3 | 105 | 442 | 4.21 | 19 | 6 | 147.33 |
| Illinois | 4 | 148 | 564 | 3.81 | 37 | 4 | 141 |
| Michigan St. | 4 | 126 | 439 | 3.48 | 30 | 2 | 109.75 |
| Minnesota | 4 | 110 | 351 | 3.19 | 40 | 6 | 87.75 |
| Northwestern | 4 | 113 | 359 | 3.18 | 35 | 4 | 89.75 |
| Nebraska | 4 | 136 | 376 | 2.76 | 31 | 5 | 94 |
| UCLA | 5 | 136 | 367 | 2.7 | 49 | 3 | 73.4 |
| Maryland | 4 | 118 | 313 | 2.65 | 75 | 5 | 78.25 |

PASS DEFENSE EFFIC.

| Team | G | Comp-Att-Int | Pct. | Yds | Avg/G | TD | Effic |
|---------------------|---|---------------|-------|------|--------|----|--------|
| Washington | 4 | 43 - 90 - 3 | 47.78 | 389 | 97.25 | 4 | 92.08 |
| Wisconsin | 4 | 63 - 123 - 2 | 51.22 | 610 | 152.50 | 3 | 97.67 |
| Minnesota | 4 | 69 - 111 - 6 | 62.16 | 641 | 160.25 | 3 | 108.78 |
| Indiana | 4 | 92 - 149 - 4 | 61.74 | 908 | 227.00 | 5 | 118.64 |
| Michigan | 4 | 87 - 145 - 3 | 60.00 | 936 | 234.00 | 7 | 126.02 |
| Oregon | 4 | 65 - 100 - 3 | 65.00 | 735 | 183.75 | 2 | 127.34 |
| Penn St. | 3 | 58 - 89 - 2 | 65.17 | 572 | 190.67 | 4 | 129.49 |
| Southern California | 5 | 105 - 152 - 5 | 69.08 | 1154 | 230.80 | 5 | 137.13 |
| Michigan St. | 4 | 84 - 131 - 5 | 64.12 | 965 | 241.25 | 8 | 138.52 |
| Iowa | 4 | 99 - 142 - 5 | 69.72 | 940 | 235.00 | 9 | 139.20 |
| Northwestern | 4 | 89 - 139 - 2 | 64.03 | 1083 | 270.75 | 6 | 140.84 |
| Ohio St. | 3 | 54 - 80 - 2 | 67.50 | 650 | 216.67 | 3 | 143.13 |
| Nebraska | 4 | 78 - 119 - 4 | 65.55 | 855 | 213.75 | 9 | 144.13 |
| Illinois | 4 | 77 - 114 - 2 | 67.54 | 937 | 234.25 | 6 | 150.45 |
| UCLA | 5 | 117 - 166 - 2 | 70.48 | 1302 | 260.40 | 10 | 153.84 |
| Maryland | 4 | 90 - 139 - 5 | 64.75 | 1261 | 315.25 | 9 | 155.13 |
| Rutgers | 4 | 93 - 131 - 2 | 70.99 | 1101 | 275.25 | 7 | 156.17 |
| Purdue | 4 | 79 - 118 - 3 | 66.95 | 1287 | 321.75 | 9 | 178.65 |



2024-25 Big Ten Football Extended Team Leaders In Conference games

Page 5/21
as of Oct 21, 2024

RUSH ATTEMPTS

| Team | G | Att | Yards | Avg/A | Long | TD | Avg/G |
|---------------------|---|-----|-------|-------|------|----|--------|
| Michigan | 4 | 164 | 733 | 4.47 | 63 | 7 | 183.25 |
| Wisconsin | 4 | 156 | 842 | 5.4 | 55 | 13 | 210.5 |
| Illinois | 4 | 148 | 564 | 3.81 | 37 | 4 | 141 |
| Oregon | 4 | 139 | 652 | 4.69 | 41 | 8 | 163 |
| Indiana | 4 | 139 | 638 | 4.59 | 43 | 12 | 159.5 |
| UCLA | 5 | 136 | 367 | 2.7 | 49 | 3 | 73.4 |
| Nebraska | 4 | 136 | 376 | 2.76 | 31 | 5 | 94 |
| Southern California | 5 | 134 | 700 | 5.22 | 75 | 4 | 140 |
| Washington | 4 | 133 | 592 | 4.45 | 39 | 2 | 148 |
| Iowa | 4 | 132 | 741 | 5.61 | 75 | 9 | 185.25 |
| Rutgers | 4 | 129 | 565 | 4.38 | 40 | 7 | 141.25 |
| Purdue | 4 | 129 | 596 | 4.62 | 35 | 2 | 149 |
| Michigan St. | 4 | 126 | 439 | 3.48 | 30 | 2 | 109.75 |
| Maryland | 4 | 118 | 313 | 2.65 | 75 | 5 | 78.25 |
| Northwestern | 4 | 113 | 359 | 3.18 | 35 | 4 | 89.75 |
| Minnesota | 4 | 110 | 351 | 3.19 | 40 | 6 | 87.75 |
| Ohio St. | 3 | 108 | 529 | 4.9 | 53 | 5 | 176.33 |
| Penn St. | 3 | 105 | 442 | 4.21 | 19 | 6 | 147.33 |

RUSH YARDS

| Team | G | Att | Yards | Avg/A | Long | TD | Avg/G |
|---------------------|---|-----|-------|-------|------|----|--------|
| Wisconsin | 4 | 156 | 842 | 5.4 | 55 | 13 | 210.5 |
| Iowa | 4 | 132 | 741 | 5.61 | 75 | 9 | 185.25 |
| Michigan | 4 | 164 | 733 | 4.47 | 63 | 7 | 183.25 |
| Southern California | 5 | 134 | 700 | 5.22 | 75 | 4 | 140 |
| Oregon | 4 | 139 | 652 | 4.69 | 41 | 8 | 163 |
| Indiana | 4 | 139 | 638 | 4.59 | 43 | 12 | 159.5 |
| Purdue | 4 | 129 | 596 | 4.62 | 35 | 2 | 149 |
| Washington | 4 | 133 | 592 | 4.45 | 39 | 2 | 148 |
| Rutgers | 4 | 129 | 565 | 4.38 | 40 | 7 | 141.25 |
| Illinois | 4 | 148 | 564 | 3.81 | 37 | 4 | 141 |
| Ohio St. | 3 | 108 | 529 | 4.9 | 53 | 5 | 176.33 |
| Penn St. | 3 | 105 | 442 | 4.21 | 19 | 6 | 147.33 |
| Michigan St. | 4 | 126 | 439 | 3.48 | 30 | 2 | 109.75 |
| Nebraska | 4 | 136 | 376 | 2.76 | 31 | 5 | 94 |
| UCLA | 5 | 136 | 367 | 2.7 | 49 | 3 | 73.4 |
| Northwestern | 4 | 113 | 359 | 3.18 | 35 | 4 | 89.75 |
| Minnesota | 4 | 110 | 351 | 3.19 | 40 | 6 | 87.75 |
| Maryland | 4 | 118 | 313 | 2.65 | 75 | 5 | 78.25 |



**2024-25 Big Ten Football
Extended Team Leaders
In Conference games**

PASS OFFENSE

| Team | G | Comp-Att-Int | Pct. | Yds | Avg/A | TD | Avg/G |
|---------------------|---|---------------|-------|------|-------|----|--------|
| Indiana | 4 | 96 - 129 - 3 | 74.42 | 1326 | 10.28 | 13 | 331.50 |
| Maryland | 4 | 119 - 178 - 3 | 66.85 | 1211 | 6.80 | 7 | 302.75 |
| Oregon | 4 | 96 - 135 - 4 | 71.11 | 1173 | 8.69 | 9 | 293.25 |
| Washington | 4 | 106 - 150 - 2 | 70.67 | 1142 | 7.61 | 8 | 285.50 |
| Ohio St. | 3 | 75 - 100 - 2 | 75.00 | 833 | 8.33 | 9 | 277.67 |
| Southern California | 5 | 135 - 219 - 6 | 61.64 | 1347 | 6.15 | 12 | 269.40 |
| Penn St. | 3 | 63 - 89 - 3 | 70.79 | 772 | 8.67 | 3 | 257.33 |
| Michigan St. | 4 | 77 - 115 - 4 | 66.96 | 1009 | 8.77 | 5 | 252.25 |
| Nebraska | 4 | 83 - 136 - 5 | 61.03 | 952 | 7.00 | 4 | 238.00 |
| Wisconsin | 4 | 68 - 110 - 5 | 61.82 | 941 | 8.55 | 6 | 235.25 |
| UCLA | 5 | 107 - 152 - 6 | 70.39 | 1110 | 7.30 | 6 | 222.00 |
| Illinois | 4 | 66 - 105 - 1 | 62.86 | 859 | 8.18 | 9 | 214.75 |
| Minnesota | 4 | 90 - 134 - 3 | 67.16 | 829 | 6.19 | 5 | 207.25 |
| Rutgers | 4 | 59 - 123 - 4 | 47.97 | 691 | 5.62 | 2 | 172.75 |
| Purdue | 4 | 57 - 92 - 2 | 61.96 | 681 | 7.40 | 4 | 170.25 |
| Northwestern | 4 | 50 - 107 - 2 | 46.73 | 581 | 5.43 | 2 | 145.25 |
| Michigan | 4 | 50 - 87 - 3 | 57.47 | 439 | 5.05 | 2 | 109.75 |
| Iowa | 4 | 45 - 77 - 2 | 58.44 | 430 | 5.58 | 3 | 107.50 |

PASS COMP. PCT

| Team | G | Comp-Att-Int | Pct. | Yds | Avg/A | TD | Avg/G |
|---------------------|---|---------------|-------|------|-------|----|--------|
| Ohio St. | 3 | 75 - 100 - 2 | 75.00 | 833 | 8.33 | 9 | 277.67 |
| Indiana | 4 | 96 - 129 - 3 | 74.42 | 1326 | 10.28 | 13 | 331.50 |
| Oregon | 4 | 96 - 135 - 4 | 71.11 | 1173 | 8.69 | 9 | 293.25 |
| Penn St. | 3 | 63 - 89 - 3 | 70.79 | 772 | 8.67 | 3 | 257.33 |
| Washington | 4 | 106 - 150 - 2 | 70.67 | 1142 | 7.61 | 8 | 285.50 |
| UCLA | 5 | 107 - 152 - 6 | 70.39 | 1110 | 7.30 | 6 | 222.00 |
| Minnesota | 4 | 90 - 134 - 3 | 67.16 | 829 | 6.19 | 5 | 207.25 |
| Michigan St. | 4 | 77 - 115 - 4 | 66.96 | 1009 | 8.77 | 5 | 252.25 |
| Maryland | 4 | 119 - 178 - 3 | 66.85 | 1211 | 6.80 | 7 | 302.75 |
| Illinois | 4 | 66 - 105 - 1 | 62.86 | 859 | 8.18 | 9 | 214.75 |
| Purdue | 4 | 57 - 92 - 2 | 61.96 | 681 | 7.40 | 4 | 170.25 |
| Wisconsin | 4 | 68 - 110 - 5 | 61.82 | 941 | 8.55 | 6 | 235.25 |
| Southern California | 5 | 135 - 219 - 6 | 61.64 | 1347 | 6.15 | 12 | 269.40 |
| Nebraska | 4 | 83 - 136 - 5 | 61.03 | 952 | 7.00 | 4 | 238.00 |
| Iowa | 4 | 45 - 77 - 2 | 58.44 | 430 | 5.58 | 3 | 107.50 |
| Michigan | 4 | 50 - 87 - 3 | 57.47 | 439 | 5.05 | 2 | 109.75 |
| Rutgers | 4 | 59 - 123 - 4 | 47.97 | 691 | 5.62 | 2 | 172.75 |
| Northwestern | 4 | 50 - 107 - 2 | 46.73 | 581 | 5.43 | 2 | 145.25 |

PASS DEFENSE

| Team | G | Comp-Att-Int | Pct. | Yds | Avg/A | TD | Avg/G |
|---------------------|---|---------------|-------|------|-------|----|--------|
| Washington | 4 | 43 - 90 - 3 | 47.78 | 389 | 4.32 | 4 | 97.25 |
| Wisconsin | 4 | 63 - 123 - 2 | 51.22 | 610 | 4.96 | 3 | 152.50 |
| Minnesota | 4 | 69 - 111 - 6 | 62.16 | 641 | 5.77 | 3 | 160.25 |
| Oregon | 4 | 65 - 100 - 3 | 65.00 | 735 | 7.35 | 2 | 183.75 |
| Penn St. | 3 | 58 - 89 - 2 | 65.17 | 572 | 6.43 | 4 | 190.67 |
| Nebraska | 4 | 78 - 119 - 4 | 65.55 | 855 | 7.18 | 9 | 213.75 |
| Ohio St. | 3 | 54 - 80 - 2 | 67.50 | 650 | 8.13 | 3 | 216.67 |
| Indiana | 4 | 92 - 149 - 4 | 61.74 | 908 | 6.09 | 5 | 227.00 |
| Southern California | 5 | 105 - 152 - 5 | 69.08 | 1154 | 7.59 | 5 | 230.80 |
| Michigan | 4 | 87 - 145 - 3 | 60.00 | 936 | 6.46 | 7 | 234.00 |
| Illinois | 4 | 77 - 114 - 2 | 67.54 | 937 | 8.22 | 6 | 234.25 |
| Iowa | 4 | 99 - 142 - 5 | 69.72 | 940 | 6.62 | 9 | 235.00 |
| Michigan St. | 4 | 84 - 131 - 5 | 64.12 | 965 | 7.37 | 8 | 241.25 |
| UCLA | 5 | 117 - 166 - 2 | 70.48 | 1302 | 7.84 | 10 | 260.40 |
| Northwestern | 4 | 89 - 139 - 2 | 64.03 | 1083 | 7.79 | 6 | 270.75 |
| Rutgers | 4 | 93 - 131 - 2 | 70.99 | 1101 | 8.40 | 7 | 275.25 |
| Maryland | 4 | 90 - 139 - 5 | 64.75 | 1261 | 9.07 | 9 | 315.25 |
| Purdue | 4 | 79 - 118 - 3 | 66.95 | 1287 | 10.91 | 9 | 321.75 |

PASS YDS/COMP.

| Team | G | Comp-Att-Int | Pct. | Yds | Avg/A | TD | Avg/G |
|---------------------|---|---------------|-------|------|-------|----|--------|
| Indiana | 4 | 96 - 129 - 3 | 74.42 | 1326 | 10.28 | 13 | 331.50 |
| Ohio St. | 3 | 75 - 100 - 2 | 75.00 | 833 | 8.33 | 9 | 277.67 |
| Oregon | 4 | 96 - 135 - 4 | 71.11 | 1173 | 8.69 | 9 | 293.25 |
| Illinois | 4 | 66 - 105 - 1 | 62.86 | 859 | 8.18 | 9 | 214.75 |
| Washington | 4 | 106 - 150 - 2 | 70.67 | 1142 | 7.61 | 8 | 285.50 |
| Michigan St. | 4 | 77 - 115 - 4 | 66.96 | 1009 | 8.77 | 5 | 252.25 |
| Penn St. | 3 | 63 - 89 - 3 | 70.79 | 772 | 8.67 | 3 | 257.33 |
| Wisconsin | 4 | 68 - 110 - 5 | 61.82 | 941 | 8.55 | 6 | 235.25 |
| UCLA | 5 | 107 - 152 - 6 | 70.39 | 1110 | 7.30 | 6 | 222.00 |
| Purdue | 4 | 57 - 92 - 2 | 61.96 | 681 | 7.40 | 4 | 170.25 |
| Maryland | 4 | 119 - 178 - 3 | 66.85 | 1211 | 6.80 | 7 | 302.75 |
| Minnesota | 4 | 90 - 134 - 3 | 67.16 | 829 | 6.19 | 5 | 207.25 |
| Southern California | 5 | 135 - 219 - 6 | 61.64 | 1347 | 6.15 | 12 | 269.40 |
| Nebraska | 4 | 83 - 136 - 5 | 61.03 | 952 | 7.00 | 4 | 238.00 |
| Iowa | 4 | 45 - 77 - 2 | 58.44 | 430 | 5.58 | 3 | 107.50 |
| Michigan | 4 | 50 - 87 - 3 | 57.47 | 439 | 5.05 | 2 | 109.75 |
| Northwestern | 4 | 50 - 107 - 2 | 46.73 | 581 | 5.43 | 2 | 145.25 |
| Rutgers | 4 | 59 - 123 - 4 | 47.97 | 691 | 5.62 | 2 | 172.75 |



**2024-25 Big Ten Football
Extended Team Leaders
In Conference games**

PASS ATTEMPTS

| Team | G | Comp-Att-Int | Pct. | Yds | Avg/A | TD | Avg/G |
|---------------------|---|---------------|-------|------|-------|----|--------|
| Southern California | 5 | 135 - 219 - 6 | 61.64 | 1347 | 6.15 | 12 | 269.40 |
| Maryland | 4 | 119 - 178 - 3 | 66.85 | 1211 | 6.80 | 7 | 302.75 |
| UCLA | 5 | 107 - 152 - 6 | 70.39 | 1110 | 7.30 | 6 | 222.00 |
| Washington | 4 | 106 - 150 - 2 | 70.67 | 1142 | 7.61 | 8 | 285.50 |
| Nebraska | 4 | 83 - 136 - 5 | 61.03 | 952 | 7.00 | 4 | 238.00 |
| Oregon | 4 | 96 - 135 - 4 | 71.11 | 1173 | 8.69 | 9 | 293.25 |
| Minnesota | 4 | 90 - 134 - 3 | 67.16 | 829 | 6.19 | 5 | 207.25 |
| Indiana | 4 | 96 - 129 - 3 | 74.42 | 1326 | 10.28 | 13 | 331.50 |
| Rutgers | 4 | 59 - 123 - 4 | 47.97 | 691 | 5.62 | 2 | 172.75 |
| Michigan St. | 4 | 77 - 115 - 4 | 66.96 | 1009 | 8.77 | 5 | 252.25 |
| Wisconsin | 4 | 68 - 110 - 5 | 61.82 | 941 | 8.55 | 6 | 235.25 |
| Northwestern | 4 | 50 - 107 - 2 | 46.73 | 581 | 5.43 | 2 | 145.25 |
| Illinois | 4 | 66 - 105 - 1 | 62.86 | 859 | 8.18 | 9 | 214.75 |
| Ohio St. | 3 | 75 - 100 - 2 | 75.00 | 833 | 8.33 | 9 | 277.67 |
| Purdue | 4 | 57 - 92 - 2 | 61.96 | 681 | 7.40 | 4 | 170.25 |
| Penn St. | 3 | 63 - 89 - 3 | 70.79 | 772 | 8.67 | 3 | 257.33 |
| Michigan | 4 | 50 - 87 - 3 | 57.47 | 439 | 5.05 | 2 | 109.75 |
| Iowa | 4 | 45 - 77 - 2 | 58.44 | 430 | 5.58 | 3 | 107.50 |

PASS YDS/ATT.

| Team | G | Comp-Att-Int | Pct. | Yds | Avg/A | TD | Avg/G |
|---------------------|---|---------------|-------|------|-------|----|--------|
| Indiana | 4 | 96 - 129 - 3 | 74.42 | 1326 | 10.28 | 13 | 331.50 |
| Oregon | 4 | 96 - 135 - 4 | 71.11 | 1173 | 8.69 | 9 | 293.25 |
| UCLA | 5 | 107 - 152 - 6 | 70.39 | 1110 | 7.30 | 6 | 222.00 |
| Michigan St. | 4 | 77 - 115 - 4 | 66.96 | 1009 | 8.77 | 5 | 252.25 |
| Wisconsin | 4 | 68 - 110 - 5 | 61.82 | 941 | 8.55 | 6 | 235.25 |
| Washington | 4 | 106 - 150 - 2 | 70.67 | 1142 | 7.61 | 8 | 285.50 |
| Southern California | 5 | 135 - 219 - 6 | 61.64 | 1347 | 6.15 | 12 | 269.40 |
| Illinois | 4 | 66 - 105 - 1 | 62.86 | 859 | 8.18 | 9 | 214.75 |
| Nebraska | 4 | 83 - 136 - 5 | 61.03 | 952 | 7.00 | 4 | 238.00 |
| Purdue | 4 | 57 - 92 - 2 | 61.96 | 681 | 7.40 | 4 | 170.25 |
| Maryland | 4 | 119 - 178 - 3 | 66.85 | 1211 | 6.80 | 7 | 302.75 |
| Minnesota | 4 | 90 - 134 - 3 | 67.16 | 829 | 6.19 | 5 | 207.25 |
| Penn St. | 3 | 63 - 89 - 3 | 70.79 | 772 | 8.67 | 3 | 257.33 |
| Ohio St. | 3 | 75 - 100 - 2 | 75.00 | 833 | 8.33 | 9 | 277.67 |
| Northwestern | 4 | 50 - 107 - 2 | 46.73 | 581 | 5.43 | 2 | 145.25 |
| Iowa | 4 | 45 - 77 - 2 | 58.44 | 430 | 5.58 | 3 | 107.50 |
| Rutgers | 4 | 59 - 123 - 4 | 47.97 | 691 | 5.62 | 2 | 172.75 |
| Michigan | 4 | 50 - 87 - 3 | 57.47 | 439 | 5.05 | 2 | 109.75 |

PASS COMPLETIONS

| Team | G | Comp-Att-Int | Pct. | Yds | Avg/A | TD | Avg/G |
|---------------------|---|---------------|-------|------|-------|----|--------|
| Southern California | 5 | 135 - 219 - 6 | 61.64 | 1347 | 6.15 | 12 | 269.40 |
| Maryland | 4 | 119 - 178 - 3 | 66.85 | 1211 | 6.80 | 7 | 302.75 |
| UCLA | 5 | 107 - 152 - 6 | 70.39 | 1110 | 7.30 | 6 | 222.00 |
| Washington | 4 | 106 - 150 - 2 | 70.67 | 1142 | 7.61 | 8 | 285.50 |
| Oregon | 4 | 96 - 135 - 4 | 71.11 | 1173 | 8.69 | 9 | 293.25 |
| Indiana | 4 | 96 - 129 - 3 | 74.42 | 1326 | 10.28 | 13 | 331.50 |
| Minnesota | 4 | 90 - 134 - 3 | 67.16 | 829 | 6.19 | 5 | 207.25 |
| Nebraska | 4 | 83 - 136 - 5 | 61.03 | 952 | 7.00 | 4 | 238.00 |
| Michigan St. | 4 | 77 - 115 - 4 | 66.96 | 1009 | 8.77 | 5 | 252.25 |
| Ohio St. | 3 | 75 - 100 - 2 | 75.00 | 833 | 8.33 | 9 | 277.67 |
| Wisconsin | 4 | 68 - 110 - 5 | 61.82 | 941 | 8.55 | 6 | 235.25 |
| Illinois | 4 | 66 - 105 - 1 | 62.86 | 859 | 8.18 | 9 | 214.75 |
| Penn St. | 3 | 63 - 89 - 3 | 70.79 | 772 | 8.67 | 3 | 257.33 |
| Rutgers | 4 | 59 - 123 - 4 | 47.97 | 691 | 5.62 | 2 | 172.75 |
| Purdue | 4 | 57 - 92 - 2 | 61.96 | 681 | 7.40 | 4 | 170.25 |
| Northwestern | 4 | 50 - 107 - 2 | 46.73 | 581 | 5.43 | 2 | 145.25 |
| Michigan | 4 | 50 - 87 - 3 | 57.47 | 439 | 5.05 | 2 | 109.75 |
| Iowa | 4 | 45 - 77 - 2 | 58.44 | 430 | 5.58 | 3 | 107.50 |

PASS INTERCEPTIONS

| Team | G | Comp-Att-Int | Pct. | Yds | Avg/A | TD | Avg/G |
|---------------------|---|---------------|-------|------|-------|----|--------|
| Illinois | 4 | 66 - 105 - 1 | 62.86 | 859 | 8.18 | 9 | 214.75 |
| Washington | 4 | 106 - 150 - 2 | 70.67 | 1142 | 7.61 | 8 | 285.50 |
| Purdue | 4 | 57 - 92 - 2 | 61.96 | 681 | 7.40 | 4 | 170.25 |
| Ohio St. | 3 | 75 - 100 - 2 | 75.00 | 833 | 8.33 | 9 | 277.67 |
| Northwestern | 4 | 50 - 107 - 2 | 46.73 | 581 | 5.43 | 2 | 145.25 |
| Iowa | 4 | 45 - 77 - 2 | 58.44 | 430 | 5.58 | 3 | 107.50 |
| Penn St. | 3 | 63 - 89 - 3 | 70.79 | 772 | 8.67 | 3 | 257.33 |
| Minnesota | 4 | 90 - 134 - 3 | 67.16 | 829 | 6.19 | 5 | 207.25 |
| Michigan | 4 | 50 - 87 - 3 | 57.47 | 439 | 5.05 | 2 | 109.75 |
| Maryland | 4 | 119 - 178 - 3 | 66.85 | 1211 | 6.80 | 7 | 302.75 |
| Indiana | 4 | 96 - 129 - 3 | 74.42 | 1326 | 10.28 | 13 | 331.50 |
| Rutgers | 4 | 59 - 123 - 4 | 47.97 | 691 | 5.62 | 2 | 172.75 |
| Oregon | 4 | 96 - 135 - 4 | 71.11 | 1173 | 8.69 | 9 | 293.25 |
| Michigan St. | 4 | 77 - 115 - 4 | 66.96 | 1009 | 8.77 | 5 | 252.25 |
| Wisconsin | 4 | 68 - 110 - 5 | 61.82 | 941 | 8.55 | 6 | 235.25 |
| Nebraska | 4 | 83 - 136 - 5 | 61.03 | 952 | 7.00 | 4 | 238.00 |
| UCLA | 5 | 107 - 152 - 6 | 70.39 | 1110 | 7.30 | 6 | 222.00 |
| Southern California | 5 | 135 - 219 - 6 | 61.64 | 1347 | 6.15 | 12 | 269.40 |



**2024-25 Big Ten Football
Extended Team Leaders
In Conference games**

PASS YARDS

| Team | G | Comp-Att-Int | Pct. | Yds | Avg/A | TD | Avg/G |
|---------------------|---|---------------|-------|------|-------|----|--------|
| Southern California | 5 | 135 - 219 - 6 | 61.64 | 1347 | 6.15 | 12 | 269.40 |
| Indiana | 4 | 96 - 129 - 3 | 74.42 | 1326 | 10.28 | 13 | 331.50 |
| Maryland | 4 | 119 - 178 - 3 | 66.85 | 1211 | 6.80 | 7 | 302.75 |
| Oregon | 4 | 96 - 135 - 4 | 71.11 | 1173 | 8.69 | 9 | 293.25 |
| Washington | 4 | 106 - 150 - 2 | 70.67 | 1142 | 7.61 | 8 | 285.50 |
| UCLA | 5 | 107 - 152 - 6 | 70.39 | 1110 | 7.30 | 6 | 222.00 |
| Michigan St. | 4 | 77 - 115 - 4 | 66.96 | 1009 | 8.77 | 5 | 252.25 |
| Nebraska | 4 | 83 - 136 - 5 | 61.03 | 952 | 7.00 | 4 | 238.00 |
| Wisconsin | 4 | 68 - 110 - 5 | 61.82 | 941 | 8.55 | 6 | 235.25 |
| Illinois | 4 | 66 - 105 - 1 | 62.86 | 859 | 8.18 | 9 | 214.75 |
| Ohio St. | 3 | 75 - 100 - 2 | 75.00 | 833 | 8.33 | 9 | 277.67 |
| Minnesota | 4 | 90 - 134 - 3 | 67.16 | 829 | 6.19 | 5 | 207.25 |
| Penn St. | 3 | 63 - 89 - 3 | 70.79 | 772 | 8.67 | 3 | 257.33 |
| Rutgers | 4 | 59 - 123 - 4 | 47.97 | 691 | 5.62 | 2 | 172.75 |
| Purdue | 4 | 57 - 92 - 2 | 61.96 | 681 | 7.40 | 4 | 170.25 |
| Northwestern | 4 | 50 - 107 - 2 | 46.73 | 581 | 5.43 | 2 | 145.25 |
| Michigan | 4 | 50 - 87 - 3 | 57.47 | 439 | 5.05 | 2 | 109.75 |
| Iowa | 4 | 45 - 77 - 2 | 58.44 | 430 | 5.58 | 3 | 107.50 |

PASSING TDS

| Team | G | Comp-Att-Int | Pct. | Yds | Avg/A | TD | Avg/G |
|---------------------|---|---------------|-------|------|-------|----|--------|
| Indiana | 4 | 96 - 129 - 3 | 74.42 | 1326 | 10.28 | 13 | 331.50 |
| Southern California | 5 | 135 - 219 - 6 | 61.64 | 1347 | 6.15 | 12 | 269.40 |
| Oregon | 4 | 96 - 135 - 4 | 71.11 | 1173 | 8.69 | 9 | 293.25 |
| Ohio St. | 3 | 75 - 100 - 2 | 75.00 | 833 | 8.33 | 9 | 277.67 |
| Illinois | 4 | 66 - 105 - 1 | 62.86 | 859 | 8.18 | 9 | 214.75 |
| Washington | 4 | 106 - 150 - 2 | 70.67 | 1142 | 7.61 | 8 | 285.50 |
| Maryland | 4 | 119 - 178 - 3 | 66.85 | 1211 | 6.80 | 7 | 302.75 |
| Wisconsin | 4 | 68 - 110 - 5 | 61.82 | 941 | 8.55 | 6 | 235.25 |
| UCLA | 5 | 107 - 152 - 6 | 70.39 | 1110 | 7.30 | 6 | 222.00 |
| Minnesota | 4 | 90 - 134 - 3 | 67.16 | 829 | 6.19 | 5 | 207.25 |
| Michigan St. | 4 | 77 - 115 - 4 | 66.96 | 1009 | 8.77 | 5 | 252.25 |
| Purdue | 4 | 57 - 92 - 2 | 61.96 | 681 | 7.40 | 4 | 170.25 |
| Nebraska | 4 | 83 - 136 - 5 | 61.03 | 952 | 7.00 | 4 | 238.00 |
| Penn St. | 3 | 63 - 89 - 3 | 70.79 | 772 | 8.67 | 3 | 257.33 |
| Iowa | 4 | 45 - 77 - 2 | 58.44 | 430 | 5.58 | 3 | 107.50 |
| Rutgers | 4 | 59 - 123 - 4 | 47.97 | 691 | 5.62 | 2 | 172.75 |
| Northwestern | 4 | 50 - 107 - 2 | 46.73 | 581 | 5.43 | 2 | 145.25 |
| Michigan | 4 | 50 - 87 - 3 | 57.47 | 439 | 5.05 | 2 | 109.75 |

FIELD GOALS

| Team | G | Made | Att | Pct |
|---------------------|---|------|-----|-------|
| Ohio St. | 3 | 2 | 2 | 100 |
| Indiana | 4 | 2 | 2 | 100 |
| Michigan St. | 4 | 9 | 10 | 90 |
| UCLA | 5 | 6 | 8 | 75 |
| Penn St. | 3 | 6 | 8 | 75 |
| Northwestern | 4 | 6 | 8 | 75 |
| Michigan | 4 | 3 | 4 | 75 |
| Illinois | 4 | 6 | 8 | 75 |
| Purdue | 4 | 5 | 7 | 71.43 |
| Oregon | 4 | 5 | 7 | 71.43 |
| Iowa | 4 | 5 | 7 | 71.43 |
| Southern California | 5 | 6 | 9 | 66.67 |
| Rutgers | 4 | 2 | 4 | 50 |
| Minnesota | 4 | 2 | 4 | 50 |
| Washington | 4 | 5 | 12 | 41.67 |
| Maryland | 4 | 2 | 5 | 40 |
| Wisconsin | 4 | 1 | 3 | 33.33 |
| Nebraska | 4 | 1 | 5 | 20 |

PATS KICKS MADE

| Team | G | Made | Att | Pct |
|---------------------|---|------|-----|-------|
| Indiana | 4 | 25 | 25 | 100 |
| Wisconsin | 4 | 19 | 19 | 100 |
| Southern California | 5 | 17 | 17 | 100 |
| Ohio St. | 3 | 14 | 14 | 100 |
| Oregon | 4 | 13 | 14 | 92.86 |
| Minnesota | 4 | 11 | 11 | 100 |
| Maryland | 4 | 11 | 11 | 100 |
| Iowa | 4 | 11 | 11 | 100 |
| Illinois | 4 | 11 | 11 | 100 |
| Nebraska | 4 | 10 | 10 | 100 |
| UCLA | 5 | 9 | 9 | 100 |
| Penn St. | 3 | 9 | 9 | 100 |
| Michigan | 4 | 9 | 10 | 90 |
| Washington | 4 | 8 | 8 | 100 |
| Rutgers | 4 | 7 | 7 | 100 |
| Northwestern | 4 | 7 | 7 | 100 |
| Michigan St. | 4 | 7 | 7 | 100 |
| Purdue | 4 | 4 | 4 | 100 |



**2024-25 Big Ten Football
Extended Team Leaders
In Conference games**

FIELD GOALS ATTEMPTED

| Team | G | Made | Att | Pct |
|---------------------|---|------|-----|-------|
| Washington | 4 | 5 | 12 | 41.67 |
| Michigan St. | 4 | 9 | 10 | 90 |
| Southern California | 5 | 6 | 9 | 66.67 |
| UCLA | 5 | 6 | 8 | 75 |
| Penn St. | 3 | 6 | 8 | 75 |
| Northwestern | 4 | 6 | 8 | 75 |
| Illinois | 4 | 6 | 8 | 75 |
| Purdue | 4 | 5 | 7 | 71.43 |
| Oregon | 4 | 5 | 7 | 71.43 |
| Iowa | 4 | 5 | 7 | 71.43 |
| Nebraska | 4 | 1 | 5 | 20 |
| Maryland | 4 | 2 | 5 | 40 |
| Rutgers | 4 | 2 | 4 | 50 |
| Minnesota | 4 | 2 | 4 | 50 |
| Michigan | 4 | 3 | 4 | 75 |
| Wisconsin | 4 | 1 | 3 | 33.33 |
| Ohio St. | 3 | 2 | 2 | 100 |
| Indiana | 4 | 2 | 2 | 100 |

NET YARDS PER PUNT

| Team | G | No. | Yards | Avg/P | Ret. | Avg/R | TB | Net/P |
|---------------------|---|-----|-------|-------|------|-------|----|-------|
| Southern California | 5 | 21 | 1034 | 49.24 | 63 | 7.88 | 0 | 46.24 |
| Iowa | 4 | 16 | 767 | 47.94 | 5 | 1.67 | 2 | 45.13 |
| Michigan St. | 4 | 14 | 653 | 46.64 | 25 | 6.25 | 1 | 43.43 |
| Oregon | 4 | 9 | 385 | 42.78 | 0 | 0.00 | 0 | 42.78 |
| Wisconsin | 4 | 18 | 837 | 46.50 | 30 | 5.00 | 2 | 42.61 |
| Illinois | 4 | 11 | 476 | 43.27 | 17 | 8.50 | 0 | 41.73 |
| UCLA | 5 | 18 | 784 | 43.56 | 38 | 4.22 | 0 | 41.44 |
| Purdue | 4 | 20 | 864 | 43.20 | 47 | 5.88 | 0 | 40.85 |
| Penn St. | 3 | 6 | 244 | 40.67 | 0 | 0.00 | 0 | 40.67 |
| Maryland | 4 | 18 | 803 | 44.61 | 51 | 10.20 | 1 | 40.67 |
| Indiana | 4 | 7 | 297 | 42.43 | 13 | 6.50 | 0 | 40.57 |
| Rutgers | 4 | 22 | 944 | 42.91 | 0 | 0.00 | 3 | 40.18 |
| Northwestern | 4 | 23 | 1002 | 43.57 | 85 | 8.50 | 1 | 39.00 |
| Minnesota | 4 | 21 | 848 | 40.38 | 73 | 10.43 | 0 | 36.90 |
| Ohio St. | 3 | 8 | 306 | 38.25 | 12 | 12.00 | 0 | 36.75 |
| Michigan | 4 | 21 | 910 | 43.33 | 101 | 20.20 | 2 | 36.62 |
| Washington | 4 | 10 | 441 | 44.10 | 76 | 15.20 | 1 | 34.50 |
| Nebraska | 4 | 17 | 667 | 39.24 | 107 | 13.38 | 1 | 31.76 |

FIELD GOALS MADE

| Team | G | Made | Att | Pct |
|---------------------|---|------|-----|-------|
| Michigan St. | 4 | 9 | 10 | 90 |
| UCLA | 5 | 6 | 8 | 75 |
| Southern California | 5 | 6 | 9 | 66.67 |
| Penn St. | 3 | 6 | 8 | 75 |
| Northwestern | 4 | 6 | 8 | 75 |
| Illinois | 4 | 6 | 8 | 75 |
| Washington | 4 | 5 | 12 | 41.67 |
| Purdue | 4 | 5 | 7 | 71.43 |
| Oregon | 4 | 5 | 7 | 71.43 |
| Iowa | 4 | 5 | 7 | 71.43 |
| Michigan | 4 | 3 | 4 | 75 |
| Rutgers | 4 | 2 | 4 | 50 |
| Ohio St. | 3 | 2 | 2 | 100 |
| Minnesota | 4 | 2 | 4 | 50 |
| Maryland | 4 | 2 | 5 | 40 |
| Indiana | 4 | 2 | 2 | 100 |
| Wisconsin | 4 | 1 | 3 | 33.33 |
| Nebraska | 4 | 1 | 5 | 20 |

AVG YARDS PER PUNT

| Team | G | No. | Yards | Avg/P | Ret. | Avg/R | TB | Net/P |
|---------------------|---|-----|-------|-------|------|-------|----|-------|
| Northwestern | 4 | 23 | 1002 | 43.57 | 85 | 8.50 | 1 | 39.00 |
| Rutgers | 4 | 22 | 944 | 42.91 | 0 | 0.00 | 3 | 40.18 |
| Southern California | 5 | 21 | 1034 | 49.24 | 63 | 7.88 | 0 | 46.24 |
| Minnesota | 4 | 21 | 848 | 40.38 | 73 | 10.43 | 0 | 36.90 |
| Michigan | 4 | 21 | 910 | 43.33 | 101 | 20.20 | 2 | 36.62 |
| Purdue | 4 | 20 | 864 | 43.20 | 47 | 5.88 | 0 | 40.85 |
| Wisconsin | 4 | 18 | 837 | 46.50 | 30 | 5.00 | 2 | 42.61 |
| UCLA | 5 | 18 | 784 | 43.56 | 38 | 4.22 | 0 | 41.44 |
| Maryland | 4 | 18 | 803 | 44.61 | 51 | 10.20 | 1 | 40.67 |
| Nebraska | 4 | 17 | 667 | 39.24 | 107 | 13.38 | 1 | 31.76 |
| Iowa | 4 | 16 | 767 | 47.94 | 5 | 1.67 | 2 | 45.13 |
| Michigan St. | 4 | 14 | 653 | 46.64 | 25 | 6.25 | 1 | 43.43 |
| Illinois | 4 | 11 | 476 | 43.27 | 17 | 8.50 | 0 | 41.73 |
| Washington | 4 | 10 | 441 | 44.10 | 76 | 15.20 | 1 | 34.50 |
| Oregon | 4 | 9 | 385 | 42.78 | 0 | 0.00 | 0 | 42.78 |
| Ohio St. | 3 | 8 | 306 | 38.25 | 12 | 12.00 | 0 | 36.75 |
| Indiana | 4 | 7 | 297 | 42.43 | 13 | 6.50 | 0 | 40.57 |
| Penn St. | 3 | 6 | 244 | 40.67 | 0 | 0.00 | 0 | 40.67 |



**2024-25 Big Ten Football
Extended Team Leaders
In Conference games**

PAT KICKING

| Team | G | Made | Att | Pct |
|---------------------|---|------|-----|-------|
| Wisconsin | 4 | 19 | 19 | 100 |
| Washington | 4 | 8 | 8 | 100 |
| UCLA | 5 | 9 | 9 | 100 |
| Southern California | 5 | 17 | 17 | 100 |
| Rutgers | 4 | 7 | 7 | 100 |
| Purdue | 4 | 4 | 4 | 100 |
| Penn St. | 3 | 9 | 9 | 100 |
| Ohio St. | 3 | 14 | 14 | 100 |
| Northwestern | 4 | 7 | 7 | 100 |
| Nebraska | 4 | 10 | 10 | 100 |
| Minnesota | 4 | 11 | 11 | 100 |
| Michigan St. | 4 | 7 | 7 | 100 |
| Maryland | 4 | 11 | 11 | 100 |
| Iowa | 4 | 11 | 11 | 100 |
| Indiana | 4 | 25 | 25 | 100 |
| Illinois | 4 | 11 | 11 | 100 |
| Oregon | 4 | 13 | 14 | 92.86 |
| Michigan | 4 | 9 | 10 | 90 |

NUMBER OF PUNTS

| Team | G | No. | Yards | Avg/P | Ret. | Avg/R | TB | Net/P |
|---------------------|---|-----|-------|-------|------|-------|----|-------|
| Northwestern | 4 | 23 | 1002 | 43.57 | 85 | 8.50 | 1 | 39.00 |
| Rutgers | 4 | 22 | 944 | 42.91 | 0 | 0.00 | 3 | 40.18 |
| Southern California | 5 | 21 | 1034 | 49.24 | 63 | 7.88 | 0 | 46.24 |
| Minnesota | 4 | 21 | 848 | 40.38 | 73 | 10.43 | 0 | 36.90 |
| Michigan | 4 | 21 | 910 | 43.33 | 101 | 20.20 | 2 | 36.62 |
| Purdue | 4 | 20 | 864 | 43.20 | 47 | 5.88 | 0 | 40.85 |
| Wisconsin | 4 | 18 | 837 | 46.50 | 30 | 5.00 | 2 | 42.61 |
| UCLA | 5 | 18 | 784 | 43.56 | 38 | 4.22 | 0 | 41.44 |
| Maryland | 4 | 18 | 803 | 44.61 | 51 | 10.20 | 1 | 40.67 |
| Nebraska | 4 | 17 | 667 | 39.24 | 107 | 13.38 | 1 | 31.76 |
| Iowa | 4 | 16 | 767 | 47.94 | 5 | 1.67 | 2 | 45.13 |
| Michigan St. | 4 | 14 | 653 | 46.64 | 25 | 6.25 | 1 | 43.43 |
| Illinois | 4 | 11 | 476 | 43.27 | 17 | 8.50 | 0 | 41.73 |
| Washington | 4 | 10 | 441 | 44.10 | 76 | 15.20 | 1 | 34.50 |
| Oregon | 4 | 9 | 385 | 42.78 | 0 | 0.00 | 0 | 42.78 |
| Ohio St. | 3 | 8 | 306 | 38.25 | 12 | 12.00 | 0 | 36.75 |
| Indiana | 4 | 7 | 297 | 42.43 | 13 | 6.50 | 0 | 40.57 |
| Penn St. | 3 | 6 | 244 | 40.67 | 0 | 0.00 | 0 | 40.67 |

PAT KICK ATTEMPTS

| Team | G | Made | Att | Pct |
|---------------------|---|------|-----|-------|
| Indiana | 4 | 25 | 25 | 100 |
| Wisconsin | 4 | 19 | 19 | 100 |
| Southern California | 5 | 17 | 17 | 100 |
| Oregon | 4 | 13 | 14 | 92.86 |
| Ohio St. | 3 | 14 | 14 | 100 |
| Minnesota | 4 | 11 | 11 | 100 |
| Maryland | 4 | 11 | 11 | 100 |
| Iowa | 4 | 11 | 11 | 100 |
| Illinois | 4 | 11 | 11 | 100 |
| Nebraska | 4 | 10 | 10 | 100 |
| Michigan | 4 | 9 | 10 | 90 |
| UCLA | 5 | 9 | 9 | 100 |
| Penn St. | 3 | 9 | 9 | 100 |
| Washington | 4 | 8 | 8 | 100 |
| Rutgers | 4 | 7 | 7 | 100 |
| Northwestern | 4 | 7 | 7 | 100 |
| Michigan St. | 4 | 7 | 7 | 100 |
| Purdue | 4 | 4 | 4 | 100 |

YARDS PUNTED

| Team | G | No. | Yards | Avg/P | Ret. | Avg/R | TB | Net/P |
|---------------------|---|-----|-------|-------|------|-------|----|-------|
| Southern California | 5 | 21 | 1034 | 49.24 | 63 | 7.88 | 0 | 46.24 |
| Northwestern | 4 | 23 | 1002 | 43.57 | 85 | 8.50 | 1 | 39.00 |
| Rutgers | 4 | 22 | 944 | 42.91 | 0 | 0.00 | 3 | 40.18 |
| Michigan | 4 | 21 | 910 | 43.33 | 101 | 20.20 | 2 | 36.62 |
| Purdue | 4 | 20 | 864 | 43.20 | 47 | 5.88 | 0 | 40.85 |
| Minnesota | 4 | 21 | 848 | 40.38 | 73 | 10.43 | 0 | 36.90 |
| Wisconsin | 4 | 18 | 837 | 46.50 | 30 | 5.00 | 2 | 42.61 |
| Maryland | 4 | 18 | 803 | 44.61 | 51 | 10.20 | 1 | 40.67 |
| UCLA | 5 | 18 | 784 | 43.56 | 38 | 4.22 | 0 | 41.44 |
| Iowa | 4 | 16 | 767 | 47.94 | 5 | 1.67 | 2 | 45.13 |
| Nebraska | 4 | 17 | 667 | 39.24 | 107 | 13.38 | 1 | 31.76 |
| Michigan St. | 4 | 14 | 653 | 46.64 | 25 | 6.25 | 1 | 43.43 |
| Illinois | 4 | 11 | 476 | 43.27 | 17 | 8.50 | 0 | 41.73 |
| Washington | 4 | 10 | 441 | 44.10 | 76 | 15.20 | 1 | 34.50 |
| Oregon | 4 | 9 | 385 | 42.78 | 0 | 0.00 | 0 | 42.78 |
| Ohio St. | 3 | 8 | 306 | 38.25 | 12 | 12.00 | 0 | 36.75 |
| Indiana | 4 | 7 | 297 | 42.43 | 13 | 6.50 | 0 | 40.57 |
| Penn St. | 3 | 6 | 244 | 40.67 | 0 | 0.00 | 0 | 40.67 |



**2024-25 Big Ten Football
Extended Team Leaders
In Conference games**

PUNT RETURN AVG

| Team | G | No | Yards | TD | Long | Avg. |
|---------------------|---|----|-------|----|------|-------|
| Illinois | 4 | 4 | 84 | 0 | 37 | 21 |
| UCLA | 5 | 2 | 30 | 0 | 18 | 15 |
| Northwestern | 4 | 5 | 75 | 0 | 23 | 15 |
| Minnesota | 4 | 6 | 89 | 0 | 60 | 14.83 |
| Iowa | 4 | 5 | 69 | 0 | 37 | 13.8 |
| Michigan | 4 | 7 | 75 | 0 | 19 | 10.71 |
| Maryland | 4 | 5 | 44 | 0 | 17 | 8.8 |
| Indiana | 4 | 7 | 57 | 0 | 20 | 8.14 |
| Washington | 4 | 6 | 48 | 0 | 25 | 8 |
| Ohio St. | 3 | 3 | 22 | 0 | 10 | 7.33 |
| Rutgers | 4 | 4 | 29 | 0 | 15 | 7.25 |
| Oregon | 4 | 4 | 27 | 0 | 12 | 6.75 |
| Southern California | 5 | 6 | 30 | 0 | 19 | 5 |
| Wisconsin | 4 | 9 | 37 | 0 | 15 | 4.11 |
| Nebraska | 4 | 4 | 14 | 0 | 8 | 3.5 |
| Penn St. | 3 | 4 | 12 | 0 | 9 | 3 |
| Purdue | 4 | 3 | 1 | 0 | 4 | 0.33 |
| Michigan St. | 4 | 0 | 0 | 0 | 0 | 0 |

KICK RETURNS

| Team | G | No. | Yards | TD | Long | Avg. |
|---------------------|---|-----|-------|----|------|-------|
| Northwestern | 4 | 12 | 299 | 0 | 96 | 24.92 |
| Iowa | 4 | 12 | 291 | 0 | 39 | 24.25 |
| Nebraska | 4 | 10 | 155 | 0 | 40 | 15.50 |
| UCLA | 5 | 9 | 170 | 0 | 24 | 18.89 |
| Minnesota | 4 | 8 | 145 | 0 | 21 | 18.13 |
| Washington | 4 | 6 | 129 | 0 | 28 | 21.50 |
| Maryland | 4 | 6 | 104 | 0 | 33 | 17.33 |
| Wisconsin | 4 | 4 | 149 | 0 | 74 | 37.25 |
| Purdue | 4 | 4 | 73 | 0 | 22 | 18.25 |
| Michigan St. | 4 | 4 | 50 | 0 | 16 | 12.50 |
| Michigan | 4 | 4 | 61 | 0 | 20 | 15.25 |
| Illinois | 4 | 4 | 68 | 0 | 24 | 17.00 |
| Southern California | 5 | 3 | 42 | 0 | 16 | 14.00 |
| Penn St. | 3 | 3 | 69 | 0 | 27 | 23.00 |
| Ohio St. | 3 | 2 | 14 | 0 | 14 | 7.00 |
| Rutgers | 4 | 1 | 18 | 0 | 18 | 18.00 |
| Oregon | 4 | 1 | 26 | 0 | 26 | 26.00 |
| Indiana | 4 | 1 | 13 | 0 | 13 | 13.00 |

PUNT RETURNS

| Team | G | No | Yards | TD | Long | Avg. |
|---------------------|---|----|-------|----|------|-------|
| Wisconsin | 4 | 9 | 37 | 0 | 15 | 4.11 |
| Michigan | 4 | 7 | 75 | 0 | 19 | 10.71 |
| Indiana | 4 | 7 | 57 | 0 | 20 | 8.14 |
| Washington | 4 | 6 | 48 | 0 | 25 | 8 |
| Southern California | 5 | 6 | 30 | 0 | 19 | 5 |
| Minnesota | 4 | 6 | 89 | 0 | 60 | 14.83 |
| Northwestern | 4 | 5 | 75 | 0 | 23 | 15 |
| Maryland | 4 | 5 | 44 | 0 | 17 | 8.8 |
| Iowa | 4 | 5 | 69 | 0 | 37 | 13.8 |
| Rutgers | 4 | 4 | 29 | 0 | 15 | 7.25 |
| Penn St. | 3 | 4 | 12 | 0 | 9 | 3 |
| Oregon | 4 | 4 | 27 | 0 | 12 | 6.75 |
| Nebraska | 4 | 4 | 14 | 0 | 8 | 3.5 |
| Illinois | 4 | 4 | 84 | 0 | 37 | 21 |
| Purdue | 4 | 3 | 1 | 0 | 4 | 0.33 |
| Ohio St. | 3 | 3 | 22 | 0 | 10 | 7.33 |
| UCLA | 5 | 2 | 30 | 0 | 18 | 15 |
| Michigan St. | 4 | 0 | 0 | 0 | 0 | 0 |

KICK RETURN YARDS

| Team | G | No. | Yards | TD | Long | Avg. |
|---------------------|---|-----|-------|----|------|-------|
| Northwestern | 4 | 12 | 299 | 0 | 96 | 24.92 |
| Iowa | 4 | 12 | 291 | 0 | 39 | 24.25 |
| UCLA | 5 | 9 | 170 | 0 | 24 | 18.89 |
| Nebraska | 4 | 10 | 155 | 0 | 40 | 15.50 |
| Wisconsin | 4 | 4 | 149 | 0 | 74 | 37.25 |
| Minnesota | 4 | 8 | 145 | 0 | 21 | 18.13 |
| Washington | 4 | 6 | 129 | 0 | 28 | 21.50 |
| Maryland | 4 | 6 | 104 | 0 | 33 | 17.33 |
| Purdue | 4 | 4 | 73 | 0 | 22 | 18.25 |
| Penn St. | 3 | 3 | 69 | 0 | 27 | 23.00 |
| Illinois | 4 | 4 | 68 | 0 | 24 | 17.00 |
| Michigan | 4 | 4 | 61 | 0 | 20 | 15.25 |
| Michigan St. | 4 | 4 | 50 | 0 | 16 | 12.50 |
| Southern California | 5 | 3 | 42 | 0 | 16 | 14.00 |
| Oregon | 4 | 1 | 26 | 0 | 26 | 26.00 |
| Rutgers | 4 | 1 | 18 | 0 | 18 | 18.00 |
| Ohio St. | 3 | 2 | 14 | 0 | 14 | 7.00 |
| Indiana | 4 | 1 | 13 | 0 | 13 | 13.00 |



**2024-25 Big Ten Football
Extended Team Leaders
In Conference games**

PUNT RETURN YARDS

| Team | G | No | Yards | TD | Long | Avg. |
|---------------------|---|----|-------|----|------|-------|
| Minnesota | 4 | 6 | 89 | 0 | 60 | 14.83 |
| Illinois | 4 | 4 | 84 | 0 | 37 | 21 |
| Northwestern | 4 | 5 | 75 | 0 | 23 | 15 |
| Michigan | 4 | 7 | 75 | 0 | 19 | 10.71 |
| Iowa | 4 | 5 | 69 | 0 | 37 | 13.8 |
| Indiana | 4 | 7 | 57 | 0 | 20 | 8.14 |
| Washington | 4 | 6 | 48 | 0 | 25 | 8 |
| Maryland | 4 | 5 | 44 | 0 | 17 | 8.8 |
| Wisconsin | 4 | 9 | 37 | 0 | 15 | 4.11 |
| UCLA | 5 | 2 | 30 | 0 | 18 | 15 |
| Southern California | 5 | 6 | 30 | 0 | 19 | 5 |
| Rutgers | 4 | 4 | 29 | 0 | 15 | 7.25 |
| Oregon | 4 | 4 | 27 | 0 | 12 | 6.75 |
| Ohio St. | 3 | 3 | 22 | 0 | 10 | 7.33 |
| Nebraska | 4 | 4 | 14 | 0 | 8 | 3.5 |
| Penn St. | 3 | 4 | 12 | 0 | 9 | 3 |
| Purdue | 4 | 3 | 1 | 0 | 4 | 0.33 |
| Michigan St. | 4 | 0 | 0 | 0 | 0 | 0 |

KICK RETURN TDS

| Team | G | No. | Yards | TD | Long | Avg. |
|---------------------|---|-----|-------|----|------|-------|
| Wisconsin | 4 | 4 | 149 | 0 | 74 | 37.25 |
| Washington | 4 | 6 | 129 | 0 | 28 | 21.50 |
| UCLA | 5 | 9 | 170 | 0 | 24 | 18.89 |
| Southern California | 5 | 3 | 42 | 0 | 16 | 14.00 |
| Rutgers | 4 | 1 | 18 | 0 | 18 | 18.00 |
| Purdue | 4 | 4 | 73 | 0 | 22 | 18.25 |
| Penn St. | 3 | 3 | 69 | 0 | 27 | 23.00 |
| Oregon | 4 | 1 | 26 | 0 | 26 | 26.00 |
| Ohio St. | 3 | 2 | 14 | 0 | 14 | 7.00 |
| Northwestern | 4 | 12 | 299 | 0 | 96 | 24.92 |
| Nebraska | 4 | 10 | 155 | 0 | 40 | 15.50 |
| Minnesota | 4 | 8 | 145 | 0 | 21 | 18.13 |
| Michigan St. | 4 | 4 | 50 | 0 | 16 | 12.50 |
| Michigan | 4 | 4 | 61 | 0 | 20 | 15.25 |
| Maryland | 4 | 6 | 104 | 0 | 33 | 17.33 |
| Iowa | 4 | 12 | 291 | 0 | 39 | 24.25 |
| Indiana | 4 | 1 | 13 | 0 | 13 | 13.00 |
| Illinois | 4 | 4 | 68 | 0 | 24 | 17.00 |

PUNT RETURN TDS

| Team | G | No | Yards | TD | Long | Avg. |
|---------------------|---|----|-------|----|------|-------|
| Wisconsin | 4 | 9 | 37 | 0 | 15 | 4.11 |
| Washington | 4 | 6 | 48 | 0 | 25 | 8 |
| UCLA | 5 | 2 | 30 | 0 | 18 | 15 |
| Southern California | 5 | 6 | 30 | 0 | 19 | 5 |
| Rutgers | 4 | 4 | 29 | 0 | 15 | 7.25 |
| Purdue | 4 | 3 | 1 | 0 | 4 | 0.33 |
| Penn St. | 3 | 4 | 12 | 0 | 9 | 3 |
| Oregon | 4 | 4 | 27 | 0 | 12 | 6.75 |
| Ohio St. | 3 | 3 | 22 | 0 | 10 | 7.33 |
| Northwestern | 4 | 5 | 75 | 0 | 23 | 15 |
| Nebraska | 4 | 4 | 14 | 0 | 8 | 3.5 |
| Minnesota | 4 | 6 | 89 | 0 | 60 | 14.83 |
| Michigan St. | 4 | 0 | 0 | 0 | 0 | 0 |
| Michigan | 4 | 7 | 75 | 0 | 19 | 10.71 |
| Maryland | 4 | 5 | 44 | 0 | 17 | 8.8 |
| Iowa | 4 | 5 | 69 | 0 | 37 | 13.8 |
| Indiana | 4 | 7 | 57 | 0 | 20 | 8.14 |
| Illinois | 4 | 4 | 84 | 0 | 37 | 21 |



**2024-25 Big Ten Football
Extended Team Leaders
In Conference games**

KICKOFF RETURNS

| Team | G | No | Yards | TD | Long | Avg. |
|---------------------|---|----|-------|----|------|-------|
| Iowa | 4 | 20 | 829 | 0 | 39 | 41.45 |
| Maryland | 4 | 17 | 704 | 0 | 33 | 41.41 |
| Penn St. | 3 | 17 | 697 | 0 | 27 | 41 |
| Michigan | 4 | 17 | 696 | 0 | 20 | 40.94 |
| Wisconsin | 4 | 24 | 973 | 0 | 74 | 40.54 |
| Ohio St. | 3 | 19 | 766 | 0 | 14 | 40.32 |
| Indiana | 4 | 31 | 1249 | 0 | 13 | 40.29 |
| Illinois | 4 | 19 | 763 | 0 | 24 | 40.16 |
| Nebraska | 4 | 15 | 598 | 0 | 40 | 39.87 |
| Northwestern | 4 | 18 | 714 | 0 | 96 | 39.67 |
| UCLA | 5 | 19 | 753 | 0 | 24 | 39.63 |
| Southern California | 5 | 27 | 1061 | 0 | 16 | 39.3 |
| Minnesota | 4 | 15 | 585 | 0 | 21 | 39 |
| Purdue | 4 | 14 | 545 | 0 | 22 | 38.93 |
| Rutgers | 4 | 15 | 577 | 0 | 18 | 38.47 |
| Oregon | 4 | 26 | 995 | 0 | 26 | 38.27 |
| Michigan St. | 4 | 19 | 719 | 0 | 16 | 37.84 |
| Washington | 4 | 20 | 720 | 0 | 28 | 36 |



**2024-25 Big Ten Football
Extended Team Leaders
In Conference games**

INTERCEPTION RETURN AVG

| Team | G | No. | Yards | TD | Long | Avg. |
|---------------------|---|-----|-------|----|------|-------|
| UCLA | 5 | 2 | 106 | 1 | 96 | 53.00 |
| Ohio St. | 3 | 2 | 76 | 0 | 45 | 38.00 |
| Southern California | 5 | 5 | 132 | 1 | 55 | 26.40 |
| Maryland | 4 | 5 | 116 | 0 | 51 | 23.20 |
| Northwestern | 4 | 2 | 45 | 0 | 33 | 22.50 |
| Penn St. | 3 | 2 | 42 | 0 | 22 | 21.00 |
| Indiana | 4 | 4 | 84 | 0 | 78 | 21.00 |
| Nebraska | 4 | 4 | 65 | 1 | 35 | 16.25 |
| Washington | 4 | 3 | 43 | 0 | 24 | 14.33 |
| Michigan | 4 | 3 | 42 | 1 | 42 | 14.00 |
| Michigan St. | 4 | 5 | 58 | 0 | 36 | 11.60 |
| Rutgers | 4 | 2 | 23 | 0 | 23 | 11.50 |
| Illinois | 4 | 2 | 20 | 0 | 20 | 10.00 |
| Iowa | 4 | 5 | 47 | 0 | 32 | 9.40 |
| Wisconsin | 4 | 2 | 8 | 0 | 8 | 4.00 |
| Minnesota | 4 | 6 | 2 | 0 | 2 | 0.33 |
| Purdue | 4 | 3 | 0 | 0 | 0 | 0.00 |
| Oregon | 4 | 3 | 0 | 0 | 0 | 0.00 |

FUMBLE RETURNS

| Team | G | No. | Yards | TD | Long | Avg. |
|---------------------|---|-----|-------|----|------|-------|
| Wisconsin | 4 | 5 | 0 | 0 | 0 | 0.00 |
| Washington | 4 | 1 | 0 | 0 | 0 | 0.00 |
| UCLA | 5 | 0 | 0 | 0 | 0 | 0.00 |
| Southern California | 5 | 5 | 0 | 0 | 0 | 0.00 |
| Rutgers | 4 | 2 | 3 | 0 | 3 | 1.50 |
| Purdue | 4 | 1 | 16 | 1 | 16 | 16.00 |
| Penn St. | 3 | 1 | 9 | 0 | 9 | 9.00 |
| Oregon | 4 | 4 | 0 | 0 | 0 | 0.00 |
| Ohio St. | 3 | 4 | 8 | 0 | 8 | 2.00 |
| Northwestern | 4 | 5 | 2 | 1 | 2 | 0.40 |
| Nebraska | 4 | 2 | 0 | 0 | 0 | 0.00 |
| Minnesota | 4 | 1 | 0 | 0 | 0 | 0.00 |
| Michigan St. | 4 | 0 | 0 | 0 | 0 | 0.00 |
| Michigan | 4 | 2 | 21 | 0 | 18 | 10.50 |
| Maryland | 4 | 3 | 0 | 0 | 0 | 0.00 |
| Iowa | 4 | 2 | 0 | 0 | 0 | 0.00 |
| Indiana | 4 | 3 | 0 | 0 | 0 | 0.00 |
| Illinois | 4 | 2 | 3 | 0 | 3 | 1.50 |

INTERCEPTION RETURNS

| Team | G | No. | Yards | TD | Long | Avg. |
|---------------------|---|-----|-------|----|------|-------|
| Minnesota | 4 | 6 | 2 | 0 | 2 | 0.33 |
| Southern California | 5 | 5 | 132 | 1 | 55 | 26.40 |
| Michigan St. | 4 | 5 | 58 | 0 | 36 | 11.60 |
| Maryland | 4 | 5 | 116 | 0 | 51 | 23.20 |
| Iowa | 4 | 5 | 47 | 0 | 32 | 9.40 |
| Nebraska | 4 | 4 | 65 | 1 | 35 | 16.25 |
| Indiana | 4 | 4 | 84 | 0 | 78 | 21.00 |
| Washington | 4 | 3 | 43 | 0 | 24 | 14.33 |
| Purdue | 4 | 3 | 0 | 0 | 0 | 0.00 |
| Oregon | 4 | 3 | 0 | 0 | 0 | 0.00 |
| Michigan | 4 | 3 | 42 | 1 | 42 | 14.00 |
| Wisconsin | 4 | 2 | 8 | 0 | 8 | 4.00 |
| UCLA | 5 | 2 | 106 | 1 | 96 | 53.00 |
| Rutgers | 4 | 2 | 23 | 0 | 23 | 11.50 |
| Penn St. | 3 | 2 | 42 | 0 | 22 | 21.00 |
| Ohio St. | 3 | 2 | 76 | 0 | 45 | 38.00 |
| Northwestern | 4 | 2 | 45 | 0 | 33 | 22.50 |
| Illinois | 4 | 2 | 20 | 0 | 20 | 10.00 |

FUMBLE RETURN YARDS

| Team | G | No. | Yards | TD | Long | Avg. |
|---------------------|---|-----|-------|----|------|-------|
| Michigan | 4 | 2 | 21 | 0 | 18 | 10.50 |
| Purdue | 4 | 1 | 16 | 1 | 16 | 16.00 |
| Penn St. | 3 | 1 | 9 | 0 | 9 | 9.00 |
| Ohio St. | 3 | 4 | 8 | 0 | 8 | 2.00 |
| Rutgers | 4 | 2 | 3 | 0 | 3 | 1.50 |
| Illinois | 4 | 2 | 3 | 0 | 3 | 1.50 |
| Northwestern | 4 | 5 | 2 | 1 | 2 | 0.40 |
| Wisconsin | 4 | 5 | 0 | 0 | 0 | 0.00 |
| Washington | 4 | 1 | 0 | 0 | 0 | 0.00 |
| UCLA | 5 | 0 | 0 | 0 | 0 | 0.00 |
| Southern California | 5 | 5 | 0 | 0 | 0 | 0.00 |
| Oregon | 4 | 4 | 0 | 0 | 0 | 0.00 |
| Nebraska | 4 | 2 | 0 | 0 | 0 | 0.00 |
| Minnesota | 4 | 1 | 0 | 0 | 0 | 0.00 |
| Michigan St. | 4 | 0 | 0 | 0 | 0 | 0.00 |
| Maryland | 4 | 3 | 0 | 0 | 0 | 0.00 |
| Iowa | 4 | 2 | 0 | 0 | 0 | 0.00 |
| Indiana | 4 | 3 | 0 | 0 | 0 | 0.00 |



**2024-25 Big Ten Football
Extended Team Leaders
In Conference games**

INTERCEPTION RET YARDS

| Team | G | No. | Yards | TD | Long | Avg. |
|---------------------|---|-----|-------|----|------|-------|
| Southern California | 5 | 5 | 132 | 1 | 55 | 26.40 |
| Maryland | 4 | 5 | 116 | 0 | 51 | 23.20 |
| UCLA | 5 | 2 | 106 | 1 | 96 | 53.00 |
| Indiana | 4 | 4 | 84 | 0 | 78 | 21.00 |
| Ohio St. | 3 | 2 | 76 | 0 | 45 | 38.00 |
| Nebraska | 4 | 4 | 65 | 1 | 35 | 16.25 |
| Michigan St. | 4 | 5 | 58 | 0 | 36 | 11.60 |
| Iowa | 4 | 5 | 47 | 0 | 32 | 9.40 |
| Northwestern | 4 | 2 | 45 | 0 | 33 | 22.50 |
| Washington | 4 | 3 | 43 | 0 | 24 | 14.33 |
| Penn St. | 3 | 2 | 42 | 0 | 22 | 21.00 |
| Michigan | 4 | 3 | 42 | 1 | 42 | 14.00 |
| Rutgers | 4 | 2 | 23 | 0 | 23 | 11.50 |
| Illinois | 4 | 2 | 20 | 0 | 20 | 10.00 |
| Wisconsin | 4 | 2 | 8 | 0 | 8 | 4.00 |
| Minnesota | 4 | 6 | 2 | 0 | 2 | 0.33 |
| Purdue | 4 | 3 | 0 | 0 | 0 | 0.00 |
| Oregon | 4 | 3 | 0 | 0 | 0 | 0.00 |

FUMBLE RETURN TDS

| Team | G | No. | Yards | TD | Long | Avg. |
|---------------------|---|-----|-------|----|------|-------|
| Purdue | 4 | 1 | 16 | 1 | 16 | 16.00 |
| Northwestern | 4 | 5 | 2 | 1 | 2 | 0.40 |
| Wisconsin | 4 | 5 | 0 | 0 | 0 | 0.00 |
| Washington | 4 | 1 | 0 | 0 | 0 | 0.00 |
| UCLA | 5 | 0 | 0 | 0 | 0 | 0.00 |
| Southern California | 5 | 5 | 0 | 0 | 0 | 0.00 |
| Rutgers | 4 | 2 | 3 | 0 | 3 | 1.50 |
| Penn St. | 3 | 1 | 9 | 0 | 9 | 9.00 |
| Oregon | 4 | 4 | 0 | 0 | 0 | 0.00 |
| Ohio St. | 3 | 4 | 8 | 0 | 8 | 2.00 |
| Nebraska | 4 | 2 | 0 | 0 | 0 | 0.00 |
| Minnesota | 4 | 1 | 0 | 0 | 0 | 0.00 |
| Michigan St. | 4 | 0 | 0 | 0 | 0 | 0.00 |
| Michigan | 4 | 2 | 21 | 0 | 18 | 10.50 |
| Maryland | 4 | 3 | 0 | 0 | 0 | 0.00 |
| Iowa | 4 | 2 | 0 | 0 | 0 | 0.00 |
| Indiana | 4 | 3 | 0 | 0 | 0 | 0.00 |
| Illinois | 4 | 2 | 3 | 0 | 3 | 1.50 |

INTERCEPTION RETURN TDS

| Team | G | No. | Yards | TD | Long | Avg. |
|---------------------|---|-----|-------|----|------|-------|
| UCLA | 5 | 2 | 106 | 1 | 96 | 53.00 |
| Southern California | 5 | 5 | 132 | 1 | 55 | 26.40 |
| Nebraska | 4 | 4 | 65 | 1 | 35 | 16.25 |
| Michigan | 4 | 3 | 42 | 1 | 42 | 14.00 |
| Wisconsin | 4 | 2 | 8 | 0 | 8 | 4.00 |
| Washington | 4 | 3 | 43 | 0 | 24 | 14.33 |
| Rutgers | 4 | 2 | 23 | 0 | 23 | 11.50 |
| Purdue | 4 | 3 | 0 | 0 | 0 | 0.00 |
| Penn St. | 3 | 2 | 42 | 0 | 22 | 21.00 |
| Oregon | 4 | 3 | 0 | 0 | 0 | 0.00 |
| Ohio St. | 3 | 2 | 76 | 0 | 45 | 38.00 |
| Northwestern | 4 | 2 | 45 | 0 | 33 | 22.50 |
| Minnesota | 4 | 6 | 2 | 0 | 2 | 0.33 |
| Michigan St. | 4 | 5 | 58 | 0 | 36 | 11.60 |
| Maryland | 4 | 5 | 116 | 0 | 51 | 23.20 |
| Iowa | 4 | 5 | 47 | 0 | 32 | 9.40 |
| Indiana | 4 | 4 | 84 | 0 | 78 | 21.00 |
| Illinois | 4 | 2 | 20 | 0 | 20 | 10.00 |

FUMBLE RECOVERED

| Team | G | No. | Yards | TD | Long | Avg. |
|---------------------|---|-----|-------|----|------|-------|
| Wisconsin | 4 | 5 | 0 | 0 | 0 | 0.00 |
| Southern California | 5 | 5 | 0 | 0 | 0 | 0.00 |
| Northwestern | 4 | 5 | 2 | 1 | 2 | 0.40 |
| Oregon | 4 | 4 | 0 | 0 | 0 | 0.00 |
| Ohio St. | 3 | 4 | 8 | 0 | 8 | 2.00 |
| Maryland | 4 | 3 | 0 | 0 | 0 | 0.00 |
| Indiana | 4 | 3 | 0 | 0 | 0 | 0.00 |
| Rutgers | 4 | 2 | 3 | 0 | 3 | 1.50 |
| Nebraska | 4 | 2 | 0 | 0 | 0 | 0.00 |
| Michigan | 4 | 2 | 21 | 0 | 18 | 10.50 |
| Iowa | 4 | 2 | 0 | 0 | 0 | 0.00 |
| Illinois | 4 | 2 | 3 | 0 | 3 | 1.50 |
| Washington | 4 | 1 | 0 | 0 | 0 | 0.00 |
| Purdue | 4 | 1 | 16 | 1 | 16 | 16.00 |
| Penn St. | 3 | 1 | 9 | 0 | 9 | 9.00 |
| Minnesota | 4 | 1 | 0 | 0 | 0 | 0.00 |
| UCLA | 5 | 0 | 0 | 0 | 0 | 0.00 |
| Michigan St. | 4 | 0 | 0 | 0 | 0 | 0.00 |



**2024-25 Big Ten Football
Extended Team Leaders
In Conference games**

FUMBLE RETURN AVG

| Team | G | No. | Yards | TD | Long | Avg. |
|---------------------|---|-----|-------|----|------|-------|
| Purdue | 4 | 1 | 16 | 1 | 16 | 16.00 |
| Michigan | 4 | 2 | 21 | 0 | 18 | 10.50 |
| Penn St. | 3 | 1 | 9 | 0 | 9 | 9.00 |
| Ohio St. | 3 | 4 | 8 | 0 | 8 | 2.00 |
| Rutgers | 4 | 2 | 3 | 0 | 3 | 1.50 |
| Illinois | 4 | 2 | 3 | 0 | 3 | 1.50 |
| Northwestern | 4 | 5 | 2 | 1 | 2 | 0.40 |
| Wisconsin | 4 | 5 | 0 | 0 | 0 | 0.00 |
| Washington | 4 | 1 | 0 | 0 | 0 | 0.00 |
| UCLA | 5 | 0 | 0 | 0 | 0 | 0.00 |
| Southern California | 5 | 5 | 0 | 0 | 0 | 0.00 |
| Oregon | 4 | 4 | 0 | 0 | 0 | 0.00 |
| Nebraska | 4 | 2 | 0 | 0 | 0 | 0.00 |
| Minnesota | 4 | 1 | 0 | 0 | 0 | 0.00 |
| Michigan St. | 4 | 0 | 0 | 0 | 0 | 0.00 |
| Maryland | 4 | 3 | 0 | 0 | 0 | 0.00 |
| Iowa | 4 | 2 | 0 | 0 | 0 | 0.00 |
| Indiana | 4 | 3 | 0 | 0 | 0 | 0.00 |

TURNOVER MARGIN

| Team | Lost | | | Gained | | | Margin | Per/G | |
|---------------------|------|-----|-----|--------|-----|-----|--------|-------|-------|
| | G | Fum | Int | Tot | Fum | Int | | | Tot |
| Northwestern | 4 | 1 | 2 | 3 | 5 | 2 | 7 | 4 | 1.00 |
| Oregon | 4 | 0 | 4 | 4 | 4 | 3 | 7 | 3 | 0.75 |
| Iowa | 4 | 2 | 2 | 4 | 2 | 5 | 7 | 3 | 0.75 |
| Minnesota | 4 | 2 | 3 | 5 | 1 | 6 | 7 | 2 | 0.50 |
| Indiana | 4 | 2 | 3 | 5 | 3 | 4 | 7 | 2 | 0.50 |
| Ohio St. | 3 | 3 | 2 | 5 | 4 | 2 | 6 | 1 | 0.33 |
| Maryland | 4 | 4 | 3 | 7 | 3 | 5 | 8 | 1 | 0.25 |
| Washington | 4 | 2 | 2 | 4 | 1 | 3 | 4 | 0 | 0.00 |
| Southern California | 5 | 4 | 6 | 10 | 5 | 5 | 10 | 0 | 0.00 |
| Rutgers | 4 | 0 | 4 | 4 | 2 | 2 | 4 | 0 | 0.00 |
| Penn St. | 3 | 0 | 3 | 3 | 1 | 2 | 3 | 0 | 0.00 |
| Wisconsin | 4 | 3 | 5 | 8 | 5 | 2 | 7 | -1 | -0.25 |
| Purdue | 4 | 3 | 2 | 5 | 1 | 3 | 4 | -1 | -0.25 |
| Nebraska | 4 | 2 | 5 | 7 | 2 | 4 | 6 | -1 | -0.25 |
| Illinois | 4 | 4 | 1 | 5 | 2 | 2 | 4 | -1 | -0.25 |
| Michigan St. | 4 | 4 | 4 | 8 | 0 | 5 | 5 | -3 | -0.75 |
| Michigan | 4 | 5 | 3 | 8 | 2 | 3 | 5 | -3 | -0.75 |
| UCLA | 5 | 2 | 6 | 8 | 0 | 2 | 2 | -6 | -1.20 |

FIRST DOWNS

| Team | G | Rush | Pass | Pen | Total | Avg/G |
|---------------------|---|------|------|-----|-------|-------|
| Southern California | 5 | 32 | 71 | 6 | 109 | 21.8 |
| Indiana | 4 | 32 | 64 | 8 | 104 | 26 |
| Oregon | 4 | 35 | 52 | 8 | 95 | 23.75 |
| Washington | 4 | 33 | 54 | 4 | 91 | 22.75 |
| Maryland | 4 | 22 | 58 | 10 | 90 | 22.5 |
| Illinois | 4 | 35 | 41 | 12 | 88 | 22 |
| Wisconsin | 4 | 41 | 37 | 6 | 84 | 21 |
| UCLA | 5 | 23 | 51 | 9 | 83 | 16.6 |
| Michigan St. | 4 | 31 | 43 | 8 | 82 | 20.5 |
| Nebraska | 4 | 31 | 40 | 10 | 81 | 20.25 |
| Minnesota | 4 | 25 | 41 | 11 | 77 | 19.25 |
| Penn St. | 3 | 25 | 39 | 6 | 70 | 23.33 |
| Rutgers | 4 | 31 | 30 | 8 | 69 | 17.25 |
| Ohio St. | 3 | 25 | 40 | 1 | 66 | 22 |
| Michigan | 4 | 40 | 20 | 4 | 64 | 16 |
| Iowa | 4 | 33 | 23 | 4 | 60 | 15 |
| Purdue | 4 | 27 | 30 | 2 | 59 | 14.75 |
| Northwestern | 4 | 23 | 19 | 6 | 48 | 12 |

3RD-DOWN CONVERSIONS

| Team | G | Conv. | Att. | Pct. |
|---------------------|---|-------|------|-------|
| Indiana | 4 | 24 | 43 | 55.81 |
| Oregon | 4 | 26 | 49 | 53.06 |
| Ohio St. | 3 | 19 | 40 | 47.5 |
| Penn St. | 3 | 17 | 36 | 47.22 |
| Southern California | 5 | 33 | 72 | 45.83 |
| Iowa | 4 | 22 | 48 | 45.83 |
| Illinois | 4 | 22 | 48 | 45.83 |
| Minnesota | 4 | 22 | 52 | 42.31 |
| Wisconsin | 4 | 21 | 50 | 42 |
| Maryland | 4 | 24 | 60 | 40 |
| Nebraska | 4 | 23 | 58 | 39.66 |
| UCLA | 5 | 22 | 59 | 37.29 |
| Michigan St. | 4 | 17 | 47 | 36.17 |
| Washington | 4 | 18 | 50 | 36 |
| Purdue | 4 | 17 | 48 | 35.42 |
| Michigan | 4 | 19 | 56 | 33.93 |
| Rutgers | 4 | 17 | 55 | 30.91 |
| Northwestern | 4 | 12 | 52 | 23.08 |



**2024-25 Big Ten Football
Extended Team Leaders
In Conference games**

1ST DOWNS RUSHING

| Team | G | Rush | Pass | Pen | Total | Avg/G |
|---------------------|---|------|------|-----|-------|-------|
| Wisconsin | 4 | 41 | 37 | 6 | 84 | 21 |
| Michigan | 4 | 40 | 20 | 4 | 64 | 16 |
| Oregon | 4 | 35 | 52 | 8 | 95 | 23.75 |
| Illinois | 4 | 35 | 41 | 12 | 88 | 22 |
| Washington | 4 | 33 | 54 | 4 | 91 | 22.75 |
| Iowa | 4 | 33 | 23 | 4 | 60 | 15 |
| Southern California | 5 | 32 | 71 | 6 | 109 | 21.8 |
| Indiana | 4 | 32 | 64 | 8 | 104 | 26 |
| Rutgers | 4 | 31 | 30 | 8 | 69 | 17.25 |
| Nebraska | 4 | 31 | 40 | 10 | 81 | 20.25 |
| Michigan St. | 4 | 31 | 43 | 8 | 82 | 20.5 |
| Purdue | 4 | 27 | 30 | 2 | 59 | 14.75 |
| Penn St. | 3 | 25 | 39 | 6 | 70 | 23.33 |
| Ohio St. | 3 | 25 | 40 | 1 | 66 | 22 |
| Minnesota | 4 | 25 | 41 | 11 | 77 | 19.25 |
| UCLA | 5 | 23 | 51 | 9 | 83 | 16.6 |
| Northwestern | 4 | 23 | 19 | 6 | 48 | 12 |
| Maryland | 4 | 22 | 58 | 10 | 90 | 22.5 |

OPT 3RD-DN CONVERT

| Team | G | Conv. | Att. | Pct. |
|---------------------|---|-------|------|-------|
| Southern California | 5 | 14 | 59 | 23.73 |
| Oregon | 4 | 11 | 45 | 24.44 |
| Penn St. | 3 | 12 | 38 | 31.58 |
| Wisconsin | 4 | 19 | 59 | 32.2 |
| Washington | 4 | 18 | 50 | 36 |
| Indiana | 4 | 19 | 52 | 36.54 |
| Ohio St. | 3 | 13 | 35 | 37.14 |
| Michigan | 4 | 21 | 56 | 37.5 |
| Northwestern | 4 | 19 | 48 | 39.58 |
| Rutgers | 4 | 23 | 58 | 39.66 |
| Nebraska | 4 | 21 | 51 | 41.18 |
| Iowa | 4 | 23 | 53 | 43.4 |
| Maryland | 4 | 24 | 53 | 45.28 |
| Illinois | 4 | 24 | 50 | 48 |
| Minnesota | 4 | 26 | 54 | 48.15 |
| Purdue | 4 | 22 | 43 | 51.16 |
| Michigan St. | 4 | 30 | 57 | 52.63 |
| UCLA | 5 | 36 | 62 | 58.06 |

1ST DOWNS PASSING

| Team | G | Rush | Pass | Pen | Total | Avg/G |
|---------------------|---|------|------|-----|-------|-------|
| Southern California | 5 | 32 | 71 | 6 | 109 | 21.8 |
| Indiana | 4 | 32 | 64 | 8 | 104 | 26 |
| Maryland | 4 | 22 | 58 | 10 | 90 | 22.5 |
| Washington | 4 | 33 | 54 | 4 | 91 | 22.75 |
| Oregon | 4 | 35 | 52 | 8 | 95 | 23.75 |
| UCLA | 5 | 23 | 51 | 9 | 83 | 16.6 |
| Michigan St. | 4 | 31 | 43 | 8 | 82 | 20.5 |
| Minnesota | 4 | 25 | 41 | 11 | 77 | 19.25 |
| Illinois | 4 | 35 | 41 | 12 | 88 | 22 |
| Ohio St. | 3 | 25 | 40 | 1 | 66 | 22 |
| Nebraska | 4 | 31 | 40 | 10 | 81 | 20.25 |
| Penn St. | 3 | 25 | 39 | 6 | 70 | 23.33 |
| Wisconsin | 4 | 41 | 37 | 6 | 84 | 21 |
| Rutgers | 4 | 31 | 30 | 8 | 69 | 17.25 |
| Purdue | 4 | 27 | 30 | 2 | 59 | 14.75 |
| Iowa | 4 | 33 | 23 | 4 | 60 | 15 |
| Michigan | 4 | 40 | 20 | 4 | 64 | 16 |
| Northwestern | 4 | 23 | 19 | 6 | 48 | 12 |

4TH-DOWN CONVERSIONS

| Team | G | Conv. | Att. | Pct. |
|---------------------|---|-------|------|-------|
| Minnesota | 4 | 5 | 5 | 100 |
| Michigan | 4 | 8 | 9 | 88.89 |
| Oregon | 4 | 4 | 5 | 80 |
| Ohio St. | 3 | 6 | 8 | 75 |
| UCLA | 5 | 6 | 9 | 66.67 |
| Penn St. | 3 | 2 | 3 | 66.67 |
| Michigan St. | 4 | 2 | 3 | 66.67 |
| Southern California | 5 | 3 | 5 | 60 |
| Northwestern | 4 | 4 | 7 | 57.14 |
| Indiana | 4 | 3 | 6 | 50 |
| Illinois | 4 | 4 | 8 | 50 |
| Washington | 4 | 5 | 11 | 45.45 |
| Wisconsin | 4 | 2 | 5 | 40 |
| Nebraska | 4 | 4 | 10 | 40 |
| Rutgers | 4 | 3 | 9 | 33.33 |
| Maryland | 4 | 4 | 13 | 30.77 |
| Purdue | 4 | 0 | 4 | 0 |
| Iowa | 4 | 0 | 2 | 0 |



**2024-25 Big Ten Football
Extended Team Leaders
In Conference games**

1ST DOWNS BY PENALTY

| Team | G | Rush | Pass | Pen | Total | Avg/G |
|---------------------|---|------|------|-----|-------|-------|
| Illinois | 4 | 35 | 41 | 12 | 88 | 22 |
| Minnesota | 4 | 25 | 41 | 11 | 77 | 19.25 |
| Nebraska | 4 | 31 | 40 | 10 | 81 | 20.25 |
| Maryland | 4 | 22 | 58 | 10 | 90 | 22.5 |
| UCLA | 5 | 23 | 51 | 9 | 83 | 16.6 |
| Rutgers | 4 | 31 | 30 | 8 | 69 | 17.25 |
| Oregon | 4 | 35 | 52 | 8 | 95 | 23.75 |
| Michigan St. | 4 | 31 | 43 | 8 | 82 | 20.5 |
| Indiana | 4 | 32 | 64 | 8 | 104 | 26 |
| Wisconsin | 4 | 41 | 37 | 6 | 84 | 21 |
| Southern California | 5 | 32 | 71 | 6 | 109 | 21.8 |
| Penn St. | 3 | 25 | 39 | 6 | 70 | 23.33 |
| Northwestern | 4 | 23 | 19 | 6 | 48 | 12 |
| Washington | 4 | 33 | 54 | 4 | 91 | 22.75 |
| Michigan | 4 | 40 | 20 | 4 | 64 | 16 |
| Iowa | 4 | 33 | 23 | 4 | 60 | 15 |
| Purdue | 4 | 27 | 30 | 2 | 59 | 14.75 |
| Ohio St. | 3 | 25 | 40 | 1 | 66 | 22 |

OPP 4TH-DN CONVERT

| Team | G | Conv. | Att. | Pct. |
|---------------------|---|-------|------|-------|
| Indiana | 4 | 2 | 12 | 16.67 |
| Ohio St. | 3 | 1 | 3 | 33.33 |
| Northwestern | 4 | 3 | 9 | 33.33 |
| Illinois | 4 | 3 | 7 | 42.86 |
| Nebraska | 4 | 5 | 11 | 45.45 |
| UCLA | 5 | 1 | 2 | 50 |
| Penn St. | 3 | 3 | 6 | 50 |
| Maryland | 4 | 1 | 2 | 50 |
| Oregon | 4 | 5 | 9 | 55.56 |
| Iowa | 4 | 5 | 9 | 55.56 |
| Michigan | 4 | 3 | 5 | 60 |
| Wisconsin | 4 | 4 | 6 | 66.67 |
| Washington | 4 | 2 | 3 | 66.67 |
| Southern California | 5 | 10 | 15 | 66.67 |
| Minnesota | 4 | 2 | 3 | 66.67 |
| Michigan St. | 4 | 5 | 7 | 71.43 |
| Purdue | 4 | 3 | 4 | 75 |
| Rutgers | 4 | 7 | 9 | 77.78 |

OPPONENT 1ST DOWNS

| Team | G | Rush | Pass | Pen | Total | Avg/G |
|---------------------|---|------|------|-----|-------|-------|
| Ohio St. | 3 | 14 | 26 | 1 | 41 | 13.67 |
| Penn St. | 3 | 17 | 27 | 3 | 47 | 15.67 |
| Wisconsin | 4 | 28 | 30 | 3 | 61 | 15.25 |
| Washington | 4 | 34 | 21 | 9 | 64 | 16 |
| Oregon | 4 | 27 | 34 | 4 | 65 | 16.25 |
| Indiana | 4 | 25 | 36 | 11 | 72 | 18 |
| Minnesota | 4 | 32 | 36 | 5 | 73 | 18.25 |
| Michigan | 4 | 25 | 46 | 7 | 78 | 19.5 |
| Nebraska | 4 | 28 | 40 | 11 | 79 | 19.75 |
| Michigan St. | 4 | 25 | 49 | 7 | 81 | 20.25 |
| Illinois | 4 | 40 | 40 | 5 | 85 | 21.25 |
| Rutgers | 4 | 40 | 43 | 3 | 86 | 21.5 |
| Iowa | 4 | 38 | 45 | 3 | 86 | 21.5 |
| Maryland | 4 | 31 | 51 | 7 | 89 | 22.25 |
| Northwestern | 4 | 34 | 55 | 4 | 93 | 23.25 |
| Southern California | 5 | 39 | 51 | 11 | 101 | 20.2 |
| Purdue | 4 | 37 | 58 | 12 | 107 | 26.75 |
| UCLA | 5 | 30 | 65 | 17 | 112 | 22.4 |



**2024-25 Big Ten Football
Extended Team Leaders
In Conference games**

SACKS BY

| Team | G | No. | Yards | Avg/G |
|---------------------|---|-----|-------|-------|
| Michigan | 4 | 14 | 82 | 3.5 |
| Illinois | 4 | 14 | 108 | 3.5 |
| Oregon | 4 | 13 | 76 | 3.25 |
| Nebraska | 4 | 12 | 80 | 3 |
| Indiana | 4 | 11 | 78 | 2.75 |
| Penn St. | 3 | 10 | 77 | 3.33 |
| Maryland | 4 | 9 | 56 | 2.25 |
| Rutgers | 4 | 8 | 50 | 2 |
| Purdue | 4 | 8 | 60 | 2 |
| Ohio St. | 3 | 8 | 29 | 2.67 |
| Northwestern | 4 | 8 | 53 | 2 |
| Iowa | 4 | 8 | 53 | 2 |
| Wisconsin | 4 | 6 | 43 | 1.5 |
| Minnesota | 4 | 6 | 49 | 1.5 |
| Washington | 4 | 5 | 40 | 1.25 |
| UCLA | 5 | 5 | 36 | 1 |
| Southern California | 5 | 5 | 39 | 1 |
| Michigan St. | 4 | 1 | 9 | 0.25 |

KICKOFF COVERAGE

| Team | G | No | Yards | Avg. | Ret. | TB | NetAvg |
|---------------------|---|----|-------|-------|------|----|--------|
| Iowa | 4 | 20 | 1294 | 64.7 | 168 | 10 | 37.65 |
| Maryland | 4 | 17 | 1081 | 63.59 | 80 | 9 | 44.24 |
| Penn St. | 3 | 17 | 1094 | 64.35 | 72 | 13 | 41.18 |
| Michigan | 4 | 17 | 1085 | 63.82 | 26 | 9 | 47 |
| Wisconsin | 4 | 24 | 1540 | 64.17 | 76 | 16 | 38.38 |
| Ohio St. | 3 | 19 | 1235 | 65 | 19 | 18 | 40.58 |
| Indiana | 4 | 31 | 1902 | 61.35 | 285 | 8 | 52.23 |
| Illinois | 4 | 19 | 1219 | 64.16 | 81 | 15 | 40.84 |
| Nebraska | 4 | 15 | 944 | 62.93 | 86 | 8 | 39.27 |
| Northwestern | 4 | 18 | 1146 | 63.67 | 115 | 11 | 31.78 |
| UCLA | 5 | 19 | 1183 | 62.26 | 87 | 7 | 42.26 |
| Southern California | 5 | 27 | 1753 | 64.93 | 148 | 19 | 45.78 |
| Minnesota | 4 | 15 | 954 | 63.6 | 44 | 12 | 33.93 |
| Purdue | 4 | 14 | 862 | 61.57 | 17 | 11 | 36.71 |
| Rutgers | 4 | 15 | 817 | 54.47 | 91 | 3 | 48.27 |
| Oregon | 4 | 26 | 1585 | 60.96 | 36 | 18 | 39.96 |
| Michigan St. | 4 | 19 | 1151 | 60.58 | 166 | 9 | 44.26 |
| Washington | 4 | 20 | 1225 | 61.25 | 279 | 7 | 46.05 |

SACKS AGAINST

| Team | G | No. | Yards | Avg/G |
|---------------------|---|-----|-------|-------|
| Oregon | 4 | 2 | 22 | 0.5 |
| Ohio St. | 3 | 2 | 14 | 0.67 |
| Wisconsin | 4 | 3 | 11 | 0.75 |
| Penn St. | 3 | 3 | 14 | 1 |
| Indiana | 4 | 4 | 32 | 1 |
| Rutgers | 4 | 6 | 43 | 1.5 |
| Iowa | 4 | 6 | 35 | 1.5 |
| Southern California | 5 | 8 | 51 | 1.6 |
| Northwestern | 4 | 8 | 50 | 2 |
| Michigan | 4 | 9 | 60 | 2.25 |
| Minnesota | 4 | 10 | 59 | 2.5 |
| Washington | 4 | 11 | 56 | 2.75 |
| Maryland | 4 | 11 | 108 | 2.75 |
| Purdue | 4 | 12 | 87 | 3 |
| Nebraska | 4 | 13 | 107 | 3.25 |
| UCLA | 5 | 14 | 95 | 2.8 |
| Michigan St. | 4 | 14 | 88 | 3.5 |
| Illinois | 4 | 15 | 86 | 3.75 |

RED ZONE OFFENSE

| Team | G | Scores | Pct. | TDs | (R-P) | FGs | TurnO |
|---------------------|---|---------|--------|-----|---------|-------|-------|
| Ohio St. | 3 | 15 - 15 | 100.00 | 13 | 5 - 8 | 2 - 2 | 0 |
| Minnesota | 4 | 13 - 13 | 100.00 | 11 | 6 - 5 | 2 - 2 | 0 |
| Iowa | 4 | 10 - 10 | 100.00 | 8 | 6 - 2 | 2 - 2 | 0 |
| Indiana | 4 | 24 - 25 | 96.00 | 22 | 11 - 11 | 2 - 2 | 0 |
| Southern California | 5 | 14 - 15 | 93.33 | 12 | 3 - 9 | 2 - 2 | 1 |
| Penn St. | 3 | 13 - 14 | 92.86 | 8 | 6 - 2 | 5 - 5 | 1 |
| UCLA | 5 | 10 - 11 | 90.91 | 5 | 2 - 3 | 5 - 5 | 1 |
| Illinois | 4 | 15 - 17 | 88.24 | 11 | 4 - 7 | 4 - 5 | 1 |
| Purdue | 4 | 9 - 11 | 81.82 | 5 | 2 - 3 | 4 - 6 | 0 |
| Northwestern | 4 | 9 - 11 | 81.82 | 5 | 4 - 1 | 4 - 5 | 1 |
| Wisconsin | 4 | 14 - 18 | 77.78 | 13 | 11 - 2 | 1 - 2 | 2 |
| Maryland | 4 | 10 - 13 | 76.92 | 9 | 4 - 5 | 1 - 1 | 3 |
| Oregon | 4 | 16 - 21 | 76.19 | 14 | 7 - 7 | 2 - 2 | 4 |
| Rutgers | 4 | 9 - 12 | 75.00 | 8 | 6 - 2 | 1 - 2 | 2 |
| Michigan St. | 4 | 10 - 14 | 71.43 | 5 | 2 - 3 | 5 - 5 | 4 |
| Washington | 4 | 13 - 19 | 68.42 | 8 | 2 - 6 | 5 - 9 | 2 |
| Nebraska | 4 | 9 - 14 | 64.29 | 8 | 4 - 4 | 1 - 3 | 3 |
| Michigan | 4 | 5 - 8 | 62.50 | 4 | 3 - 1 | 1 - 2 | 1 |



**2024-25 Big Ten Football
Extended Team Leaders
In Conference games**

PENALTIES

| Team | G | No. | Yards | Avg/G |
|---------------------|---|-----|-------|-------|
| Iowa | 4 | 9 | 100 | 25 |
| Rutgers | 4 | 15 | 114 | 28.5 |
| Oregon | 4 | 18 | 134 | 33.5 |
| Wisconsin | 4 | 17 | 135 | 33.75 |
| Penn St. | 3 | 11 | 108 | 36 |
| Minnesota | 4 | 20 | 157 | 39.25 |
| Ohio St. | 3 | 13 | 120 | 40 |
| Northwestern | 4 | 20 | 164 | 41 |
| Illinois | 4 | 23 | 175 | 43.75 |
| Michigan | 4 | 19 | 180 | 45 |
| Washington | 4 | 21 | 190 | 47.5 |
| Michigan St. | 4 | 24 | 215 | 53.75 |
| Southern California | 5 | 33 | 279 | 55.8 |
| Indiana | 4 | 25 | 233 | 58.25 |
| Maryland | 4 | 29 | 263 | 65.75 |
| Nebraska | 4 | 34 | 267 | 66.75 |
| UCLA | 5 | 40 | 359 | 71.8 |
| Purdue | 4 | 31 | 298 | 74.5 |

RED ZONE DEFENSE

| Team | G | Scores | Pct. | TDs | (R-P) | FGs | TurnO |
|---------------------|---|---------|-------|-----|--------|-------|-------|
| Ohio St. | 3 | 5 - 8 | 62.50 | 3 | 1 - 2 | 2 - 2 | 3 |
| Penn St. | 3 | 5 - 7 | 71.43 | 4 | 0 - 4 | 1 - 2 | 1 |
| Wisconsin | 4 | 8 - 11 | 72.73 | 4 | 2 - 2 | 4 - 6 | 1 |
| Rutgers | 4 | 11 - 15 | 73.33 | 10 | 6 - 4 | 1 - 4 | 1 |
| Northwestern | 4 | 15 - 20 | 75.00 | 11 | 6 - 5 | 4 - 4 | 4 |
| Indiana | 4 | 9 - 12 | 75.00 | 6 | 3 - 3 | 3 - 3 | 3 |
| Oregon | 4 | 8 - 10 | 80.00 | 5 | 3 - 2 | 3 - 4 | 1 |
| Illinois | 4 | 14 - 17 | 82.35 | 11 | 6 - 5 | 3 - 4 | 2 |
| Michigan | 4 | 16 - 19 | 84.21 | 11 | 4 - 7 | 5 - 6 | 2 |
| Nebraska | 4 | 13 - 15 | 86.67 | 12 | 4 - 8 | 1 - 2 | 1 |
| Michigan St. | 4 | 13 - 15 | 86.67 | 12 | 6 - 6 | 1 - 1 | 2 |
| Maryland | 4 | 13 - 15 | 86.67 | 11 | 7 - 4 | 2 - 2 | 1 |
| Southern California | 5 | 17 - 19 | 89.47 | 12 | 9 - 3 | 5 - 5 | 2 |
| Washington | 4 | 9 - 10 | 90.00 | 6 | 3 - 3 | 3 - 3 | 1 |
| Purdue | 4 | 18 - 20 | 90.00 | 15 | 10 - 5 | 3 - 5 | 0 |
| Minnesota | 4 | 9 - 10 | 90.00 | 7 | 6 - 1 | 2 - 2 | 0 |
| UCLA | 5 | 20 - 22 | 90.91 | 18 | 10 - 8 | 2 - 2 | 1 |
| Iowa | 4 | 15 - 16 | 93.75 | 11 | 2 - 9 | 4 - 5 | 0 |

OPPONENT PENALTIES

| Team | G | No. | Yards | Avg/G |
|---------------------|---|-----|-------|-------|
| Maryland | 4 | 28 | 267 | 66.75 |
| Nebraska | 4 | 24 | 259 | 64.75 |
| Illinois | 4 | 28 | 251 | 62.75 |
| Oregon | 4 | 28 | 237 | 59.25 |
| Indiana | 4 | 26 | 234 | 58.5 |
| Minnesota | 4 | 24 | 228 | 57 |
| Penn St. | 3 | 19 | 165 | 55 |
| Rutgers | 4 | 27 | 195 | 48.75 |
| Purdue | 4 | 23 | 194 | 48.5 |
| UCLA | 5 | 29 | 242 | 48.4 |
| Michigan St. | 4 | 21 | 185 | 46.25 |
| Wisconsin | 4 | 23 | 183 | 45.75 |
| Washington | 4 | 17 | 171 | 42.75 |
| Southern California | 5 | 24 | 210 | 42 |
| Iowa | 4 | 19 | 154 | 38.5 |
| Michigan | 4 | 21 | 153 | 38.25 |
| Northwestern | 4 | 15 | 114 | 28.5 |
| Ohio St. | 3 | 6 | 49 | 16.33 |



**2024-25 Big Ten Football
Extended Team Leaders
In Conference games**

TIME OF POSSESSION

| Team | G | Total possession | Avg/G |
|---------------------|---|------------------|-------|
| Ohio St. | 3 | 103:38 | 34:32 |
| Washington | 4 | 127:55 | 31:59 |
| Southern California | 5 | 159:04 | 31:49 |
| Michigan | 4 | 126:38 | 31:40 |
| Maryland | 4 | 125:50 | 31:28 |
| Penn St. | 3 | 93:16 | 31:05 |
| Nebraska | 4 | 124:22 | 31:05 |
| Indiana | 4 | 122:14 | 30:34 |
| Oregon | 4 | 121:19 | 30:20 |
| UCLA | 5 | 151:35 | 30:19 |
| Michigan St. | 4 | 120:34 | 30:08 |
| Wisconsin | 4 | 119:27 | 29:52 |
| Illinois | 4 | 115:27 | 28:52 |
| Minnesota | 4 | 115:11 | 28:48 |
| Purdue | 4 | 114:46 | 28:41 |
| Northwestern | 4 | 108:17 | 27:04 |
| Rutgers | 4 | 108:13 | 27:03 |
| Iowa | 4 | 102:14 | 25:34 |



**2024-25 Big Ten Football
Conference Active Individual Leaders
In Conference games**

RUSHING (Minimum Games Played Pct. 75%, 10 Rushing Attempts/Game)

| # | Player | G | Att. | Yds | Avg. | TD | Lg | Avg/g |
|---|--------|---|------|-----|------|----|----|-------|
|---|--------|---|------|-----|------|----|----|-------|

PASSING AVG/GAME (Minimum Games Played Pct. 75%)

| # | Player | G | Comp-att-int | Yds | TD | Avg/g |
|---|--------|---|--------------|-----|----|-------|
|---|--------|---|--------------|-----|----|-------|

PASS EFFICIENCY (Minimum Games Played Pct. 75%, 15 Total Passes/Game)

| # | Player | G | Comp-att-int | Yds | TD | Eff. |
|---|--------|---|--------------|-----|----|------|
|---|--------|---|--------------|-----|----|------|

RECEPTIONS/GAME (Minimum Games Played Pct. 75%)

| # | Player | G | No. | Yds | TD | Lg | Yds/g | Rec/g |
|---|--------|---|-----|-----|----|----|-------|-------|
|---|--------|---|-----|-----|----|----|-------|-------|

RECEIVE YDS/GAME (Minimum Games Played Pct. 75%)

| # | Player | G | No. | Yds | TD | Long | Avg/c | Yds/g |
|---|--------|---|-----|-----|----|------|-------|-------|
|---|--------|---|-----|-----|----|------|-------|-------|

ALL PURPOSE (Minimum Games Played Pct. 75%)

| # | Player | G | Rush | Rcv | PR | KR | Yds | Avg/g |
|---|--------|---|------|-----|----|----|-----|-------|
|---|--------|---|------|-----|----|----|-----|-------|

PUNTING (Minimum Games Played Pct. 75%, 3.6 Punts/Game)

| # | Player | G | No. | Yds | Lg | I20 | 50+ | TB | Avg. |
|---|--------|---|-----|-----|----|-----|-----|----|------|
|---|--------|---|-----|-----|----|-----|-----|----|------|

FIELD GOALS (Minimum Games Played Pct. 75%)

| # | Player | G | Made | Att. | Long | Pct. | Avg. |
|---|--------|---|------|------|------|------|------|
|---|--------|---|------|------|------|------|------|

FIELD GOAL PCT (Minimum Games Played Pct. 75%)

| # | Player | G | Made | Att. | Long | Pct. |
|---|--------|---|------|------|------|------|
|---|--------|---|------|------|------|------|

PAT KICKING PCT (Minimum Games Played Pct. 75%)

| # | Player | G | Made | Att. | Pct. |
|---|--------|---|------|------|------|
|---|--------|---|------|------|------|

TOTAL OFFENSE (Minimum Games Played Pct. 75%)

| # | Player | G | Rush | Pass | Plays | Total | Yds/g |
|---|--------|---|------|------|-------|-------|-------|
|---|--------|---|------|------|-------|-------|-------|

SCORING (Minimum Games Played Pct. 75%)

| # | Player | G | TD | FG | XPT | 2XP | Pts | Pts/g |
|---|--------|---|----|----|-----|-----|-----|-------|
|---|--------|---|----|----|-----|-----|-----|-------|

SCORING (TDs) (Minimum Games Played Pct. 75%, 1 Touchdowns)

| # | Player | G | Run | Rec | Ret | Pts | Avg/g |
|---|--------|---|-----|-----|-----|-----|-------|
|---|--------|---|-----|-----|-----|-----|-------|

SCORING (KICK) (Minimum Games Played Pct. 75%)

| # | Player | G | PAT | FG | Pts | Avg/g |
|---|--------|---|-----|----|-----|-------|
|---|--------|---|-----|----|-----|-------|

PUNT RETURN AVG (Minimum Games Played Pct. 75%)

| # | Player | G | No. | Yds | TD | Long | Avg. |
|---|--------|---|-----|-----|----|------|------|
|---|--------|---|-----|-----|----|------|------|

KICK RETURN AVG (Minimum Games Played Pct. 75%)

| # | Player | G | No. | Yds | TD | Long | Avg. |
|---|--------|---|-----|-----|----|------|------|
|---|--------|---|-----|-----|----|------|------|



2024-25 Big Ten Football
Conference Active Individual Leaders
In Conference games

TACKLES (All positions) (Minimum Games Played Pct. 75%)

| # | Player | G | Pos | Solo | Ast | Total | Avg/g |
|---|--------|---|-----|------|-----|-------|-------|
|---|--------|---|-----|------|-----|-------|-------|

SACKS (Minimum Games Played Pct. 75%)

| # | Player | G | Pos | Solo | Ast | Total | Avg/g |
|---|--------|---|-----|------|-----|-------|-------|
|---|--------|---|-----|------|-----|-------|-------|

TACKLES FOR LOSS (Minimum Games Played Pct. 75%, 1.25 Total Tackles For Loss/Game)

| # | Player | G | Pos | Solo | Ast | Total | Avg/g |
|---|--------|---|-----|------|-----|-------|-------|
|---|--------|---|-----|------|-----|-------|-------|



**2024-25 Big Ten Football
Conference Active Individual Leaders
In Conference games**

FUMBLES FORCED (Minimum Games Played Pct. 75%)

| # | Player | G | No. | Avg/g |
|---|--------|---|-----|-------|
|---|--------|---|-----|-------|

FUMBLES RECOVERED (Minimum Games Played Pct. 75%)

| # | Player | G | No. | Avg/g |
|---|--------|---|-----|-------|
|---|--------|---|-----|-------|

PASSES DEFENDED (Minimum Games Played Pct. 75%)

| # | Player | G | Brup | Int. | Total | Avg/g |
|---|--------|---|------|------|-------|-------|
|---|--------|---|------|------|-------|-------|

INTERCEPTIONS (Minimum Games Played Pct. 75%)

| # | Player | G | No. | Yds | TD | Long | Avg/g |
|---|--------|---|-----|-----|----|------|-------|
|---|--------|---|-----|-----|----|------|-------|