Geek Squad
Academy

BEST BUY | Geek SQUAD

GEEK SQUAD ACADEMY
WEB KNOW-HOW
ONLINE GUIDE

Welcome to Web Know-How!

For best results, be sure to read the full guide first before you get to work!

Web Know-How was created to show you the hidden code behind websites! You will learn more about HTML, tags, and the internet. Experimentation is key, and you will get a chance to discover, change things, and make mistakes. This is going to be awesome!

WHAT YOU'LL LEARN:

- What HTML tags are
- How HTML tags can affect elements on a webpage
- How CSS and HEX Codes can impact the design of a webpage

MATERIALS NEEDED:

- ❑ HTML Puzzle Pieces (included in this Guide)
- ❑ Printer (if a printer is not available, you can use pen and paper)
- ❑ Scissors
- ❑ Computer (only required for Optional Activities 1 and 2)
- ❑ Internet access (only required for Optional Activity 2)

Last Updated on: 4/21/2020
© Best Buy Co., Inc.
All Information confidential and property of Best Buy Co., Inc.

MODULE 1: HTML Basics

Think about all the things you're currently able to do on the Internet. You can do research, communicate with your friends, watch movies, go shopping, and so much more. But think outside the box. What else do you think we'll be able to do with the Internet in the future?

WHAT IS HTML?

HTML stands for "Hyper-Text Markup Language", and is the standard language used to create websites. There are many other programming languages that are used to create websites, apps, and games, but today we'll be focusing on HTML!

WHAT IS A <TAG>?

HTML tags are the hidden keywords within a webpage that define how your web browser displays the content, and how a website behaves.

In most situations, for every opening <TAG> you need a closing </TAG>. They always come in pairs! They also have characters that go with them: **<>** and **/**. For example, the opening tag <COMMAND> is telling the website to begin doing that thing, and the closing tag </COMMAND> is telling the website to stop doing that thing. Tags affect all text that is between the opening and closing tags.

REAL HTML TAGS

Look at the picture below. Can you describe the <STRONG> and <EM> tags? The <STRONG> tag will make text **BOLD.** <EM> tags will *italicize* the text. For example, I like cats. would look like this on a website: **I like cats.**

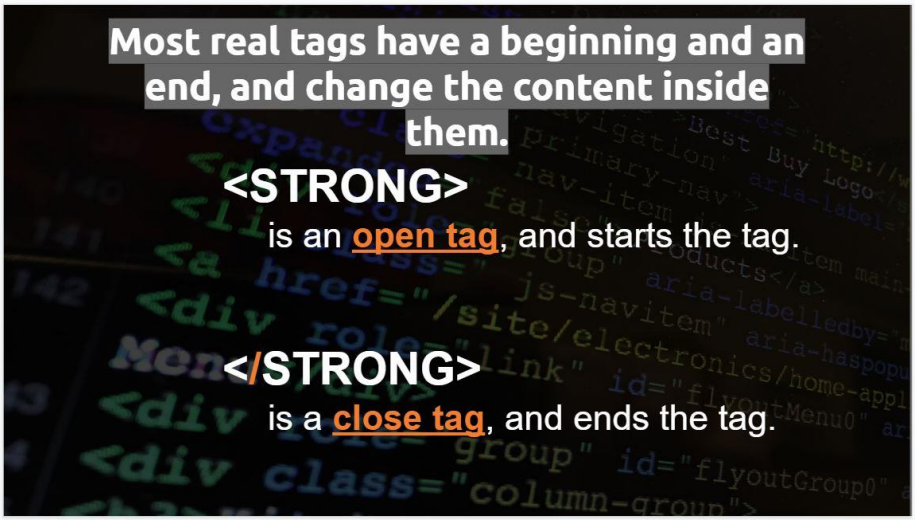

Last Updated on: 4/21/2020
© Best Buy Co., Inc.
All Information confidential and property of Best Buy Co., Inc.

HEAD AND BODY

Websites will always start with the opening tag **<HTML>**, and end with the closing tag of **</HTML>**. Content gets "nested" inside other tags such as the **<HEAD>** tags and the **<BODY>** tags.

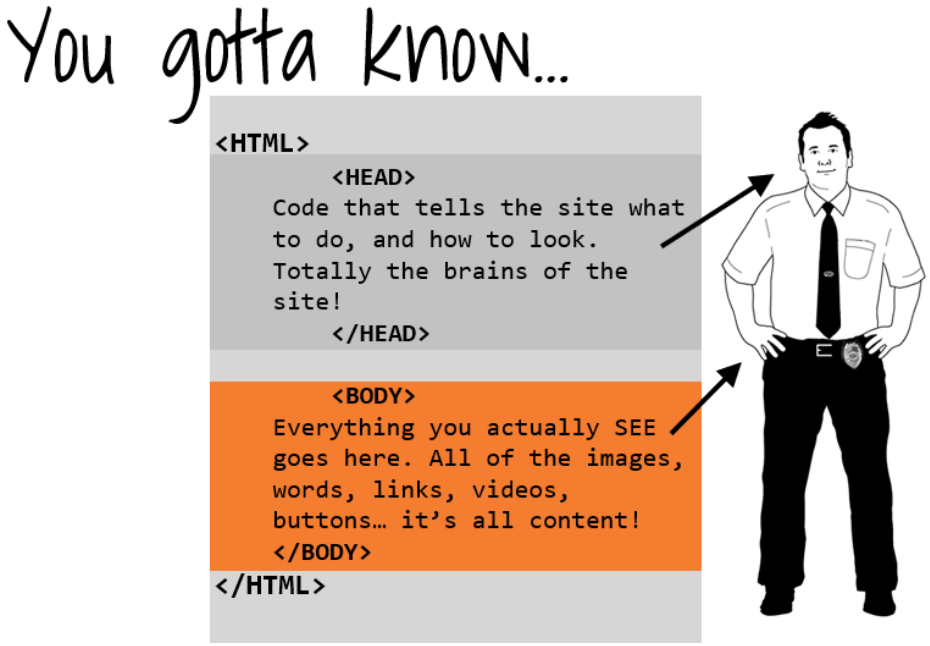

ACTIVITY: PUZZLE TIME

Once they're in the right order, the HTML code in the puzzle pieces would make a real website!

- Print out the puzzle pieces. If you don't have a printer, you can write the words onto paper.
- Cut the puzzle pieces along the dotted lines. You should have 25 puzzle pieces.
- Mix up the pieces, and unscramble them to create the correct HTML sequence!

PRO TIP:

- Look at the final image of the HTML puzzle, as well as the additional hints.
- Make sure to pay special attention to the large heading text, blue link for Code.org, bullet points, and bold text.
- All pieces of the puzzle must be used.

Last Updated on: 4/21/2020
© Best Buy Co., Inc.
All Information confidential and property of Best Buy Co., Inc.

<html>

<head>

<title>

HTML Puzzle

</title>

</head>

<body>

<h1>

Coding is awesome!

</h1>

I can learn to program with fun challenges like:

Last Updated on: 4/21/2020
© Best Buy Co., Inc.
All Information confidential and property of Best Buy Co., Inc.

 Tutorials on

Code.org

Remix my own game with Scratch

I can even make

---

my own webpage

---

for my friend Edna!

</body>

</html>

Last Updated on: 4/21/2020
© Best Buy Co., Inc.
All Information confidential and property of Best Buy Co., Inc.

When complete, your HTML would create this webpage:

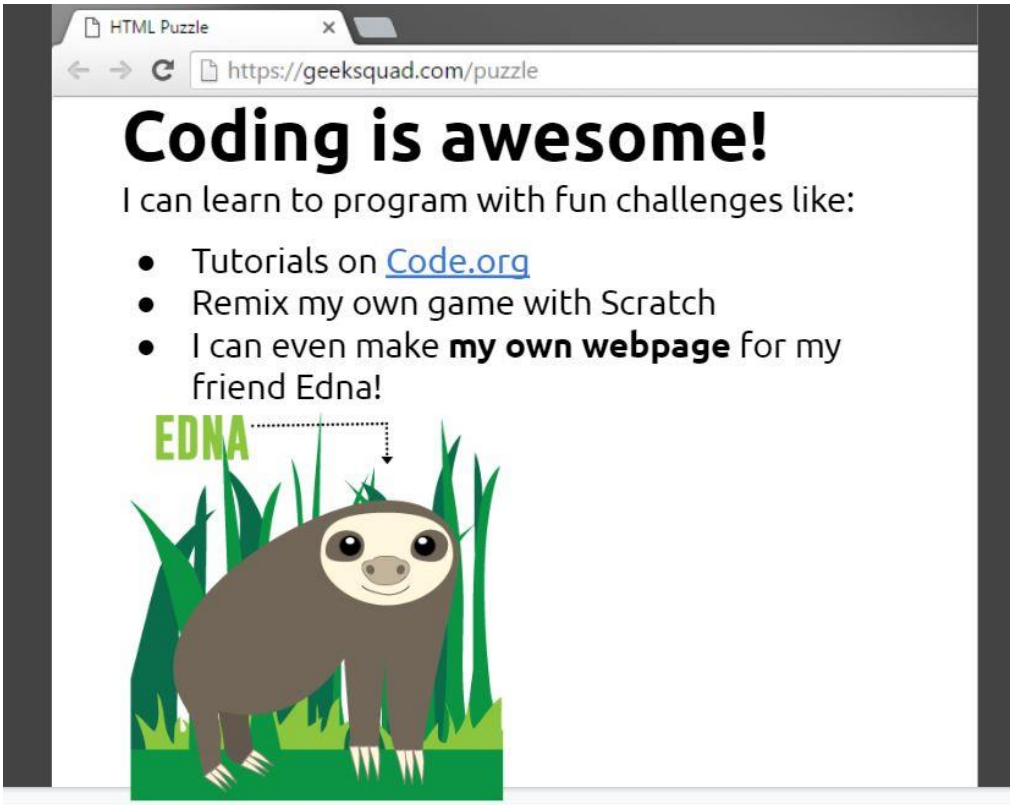

Gimme a HINT!

<h1>	Heading tag, makes words BIG
<img src=" ">	Where the pictures go!
LINK	Makes awesome links clickable
** ** or ** **	An unordered or numbered list
** **	Separates each item in the list

Last Updated on: 4/21/2020
© Best Buy Co., Inc.
All Information confidential and property of Best Buy Co., Inc.

ANSWER KEY

The puzzle pieces should be in this order:

```
<html>
    <head>
        <title>
        HTML Puzzle
        </title>
    </head>
    <body>
        <h1>
        Coding is awesome!
        </h1>
        I can learn to program with fun challenges like:
        <ul>
        <li>Tutorials on
        <a href=http://code.org>
        Code.org</a></li>
        <li>Remix my own game with Scratch</li>
        <li>I can even make <strong>my own webpage </strong>
         for my friend Edna!</li>
        </ul>
        <img src="http://geeksquad.com/edna.png"/>
    </body>
</html>
```

Take me to more Web Know-How modules!
Comments, questions, or feedback? Email us at academy@geeksquad.ca.
Take me back to Geek Squad Academy Online Learning!

Last Updated on: 4/21/2020
© Best Buy Co., Inc.
All Information confidential and property of Best Buy Co., Inc.