









PYRAMID ELEVATORS

-  1A FLOORS 2 - 5
 1B FLOORS 22 - 30
-  2A FLOORS 2 - 5
 2B FLOORS 6 - 15
-  3A FLOORS 2 - 5
 3B FLOORS 16 - 21
-  4A FLOORS 2 - 5
 4B FLOORS 6 - 15

EAST TOWER ELEVATORS

-  CASINO LEVEL
 NORTH ENTRANCE

WEST TOWER ELEVATORS

-  CASINO LEVEL
 NORTH ENTRANCE



TRAM TO MANDALAY BAY AND EXCALIBUR