









PYRAMID ELEVATORS

-  1A FLOORS 2 - 5
-  1B FLOORS 22 - 30
-  2A FLOORS 2 - 5
-  2B FLOORS 6 - 15
-  3A FLOORS 2 - 5
-  3B FLOORS 16 - 21
-  4A FLOORS 2 - 5
-  4B FLOORS 6 - 15

EAST TOWER ELEVATORS

-  CASINO LEVEL
-  NORTH ENTRANCE

WEST TOWER ELEVATORS

-  CASINO LEVEL
-  NORTH ENTRANCE

