



THE BEACH CONCERT STAGE

TECHNICAL PACKAGE

Ver 2025.1



Mandalay Bay Beach Concert Stage
3950 Las Vegas Blvd. South
Las Vegas, NV 89119
www.mandalaybay.com



STAFF DIRECTORY

THE BEACH CONCERT STAGE

Administration

Alex Trusnik – Executive Director
atrusnik@mandalaybay.com 702.632.7551

Operations

TONY PALOMBO – Production Manager
apalombo@mandalaybay.com 702.632.6935

Brett Hawkins– Event Operations Manager
bhawkins@mandalaybay.com 702.632.7537

WILLIAM SIMAK – Supervisor of Arena Ops
wsimak@mandalaybay.com 702.632.6455

Marc Leonor– Supervisor of Arena Ops
mleonor@mandalaybay.com 702.632.7547

Noel Bruan– Supervisor of Arena Ops
nbruan@mandalaybay.com 702.632.6455

Box Office


ABEL MORALES– Director of Ticketing
moralesa@mandalaybay.com 702.632.7743

Security

Ty Williams– Security Manager
tywilliams@mandalaybay.com 702-632.7536

Event Services

NICK OPITZ – Event Services Manager
nopitz@mandalaybay.com 702.632.7560



FOUR SEASONS

4924

Google

OVERNIGHT BUS PARKING

BACK UP BUS PARKING

DAYLIGHT PARKING

TRUCK PARKING

TRUCK PARKING

FOUR SEASONS LOADING DOCK

Daylight Beach Club

Moorea Beach Club

CASINO LOBBY

FOH

STAGE

BACK STAGE

GREEN HOOVER

BACK STAGE

GATE #1

GATE #2

STAIRS

Las Vegas Blvd S

Las Vegas Blvd S

Las Vegas Blvd S



Walking Path from Mandalay Bay Hotel to Backstage Entrance



Address/Shipping Address

BRETT HAWKINS
MANDALAY BAY EVENTS CENTER
3950 Las Vegas Blvd So
Las Vegas, NV 89119
Tel: 702-632-7800

Driving directions to the Mandalay Bay Beach/Main Lobby

From the North

Take I-15 South and exit at Russell Road
Turn LEFT onto Russell Road
Turn LEFT onto Las Vegas Blvd
Turn LEFT onto Four Season Dr.
Pull between Four Seasons and Daylight Pool – you will be met by a venue representative

From the South

Take I-15 North and exit at Russell Road
Stay to the LEFT
Turn RIGHT onto Russell Road
Turn LEFT onto Las Vegas Blvd
Turn LEFT onto Four Season Dr.
Pull between Four Seasons and Daylight Pool – you will be met by a venue representative

Airports

From McCarran International Airport to Mandalay Bay Lobby

Get on Swenson St/Wayne Newton Blvd exit Airport
Turn left on Tropicana Ave toward Las Vegas Blvd
Turn LEFT on Las Vegas Blvd
Turn RIGHT on Mandalay Bay Rd.
Take first LEFT into main entrance of Mandalay Bay

From Signature Aviation to Mandalay Bay Lobby

Head North on Las Vegas Blvd
Turn RIGHT on Mandalay Bay Rd.
Take first LEFT into main entrance of Mandalay Bay

Labor Policy

- Mandalay Bay Events Center and Beach Stage require all riggers and general stagehand labor as the skilled “Technical Labor” source for our events.
- Technical Labor (riggers and general stagehands (i.e. loaders/pushers, fork ops, deck crew etc.) will be sourced through the Mandalay Bay Events Center and Beach production department.
- Specialty positions (i.e. creative, crew leads, console operators, stage managers etc.) do not fall under this policy and may still be provided by the client’s production company.
- Technical Labor calls for the Events Center and Beach venues will be placed and managed by the Entertainment Department operations team.
- Please contact the Events Center Production Manager for our current rate sheet.
- It is mandatory that the following Mandalay Bay Events Center staff be on duty from the beginning of load-in, throughout the show and load-out. This is meant to maximize service and protect the integrity and continuity of your event, our building and to provide for safety.
 - Arena Ops Supervisor
 - Labor Lead
 - High Rigger
 - Inventory Supervisor/Utility Stage Hand
 - A/V Technician
 - Production Electrician

OVERTIME INFO AND RATES

- Overtime occurs after 8 hours
- Overtime occurs after 40 hours worked in the same week
- 6th and 7th day is charged at time and a half
- Overtime occurs if turn-around time is less than 8 hours: All hours after short turn around are at Double Time overtime rate
- All hours after six working hours with no meal break are charged at time and a half (Meal Penalty)
- Minimum call is 4 hours
- All strikes and load outs are Overtime at time and a half
- Overtime Holidays: New Years Eve/New Years Day (Overtime starts at 6pm on New Years Eve), Easter Sunday, Memorial Day, Independence Day, Labor Day, Thanksgiving Day, Christmas Eve/Christmas Day (Overtime starts at 6pm on Christmas Eve) – Overtime hours (After 8 hours in the day or 40 hours in the week) on all Holidays are charged at Double Time

Structures, LED Walls and Set Pieces Under the Canopy

In the event of pending in climate weather and the need to lower the roof structure, the venue reserves the right to place a height restriction on tour provided staging. This includes, but is not limited to, band risers, LED Walls, Truss Towers and Back Line. If this restriction is exercised, a limit of 10' high will be the threshold. No structure at the upstage edge can be wider than 14'.

All structures MUST be ground supported.

LED Wall Preferred Vendor is FUSE: Brian Curtin (818) 402-9468

In addition, for the safety of the performers, crew and guests it may be necessary to lower the roof structure in the case of inclement weather. This will be decided by the Ops Supervisor on duty, along with the Safety and Risk Management teams.

No one other than the Artist(s), Band and their working technicians are allowed on stage during the event. You may not invite audience members, personal friends or significant others, including children, up to the stage.

Wind and Inclement Weather

Wind Indicators and Actions that need to be taken when present:

- 20 to 25 Mile per hour wind – Production Crew reserves the right to clear the stage and PA must land. All sides of truss must be secured.
- 30 Miles per hour plus – All truss must come in and be secured.
- 40 Miles per hour – All must evacuate to a secure structure

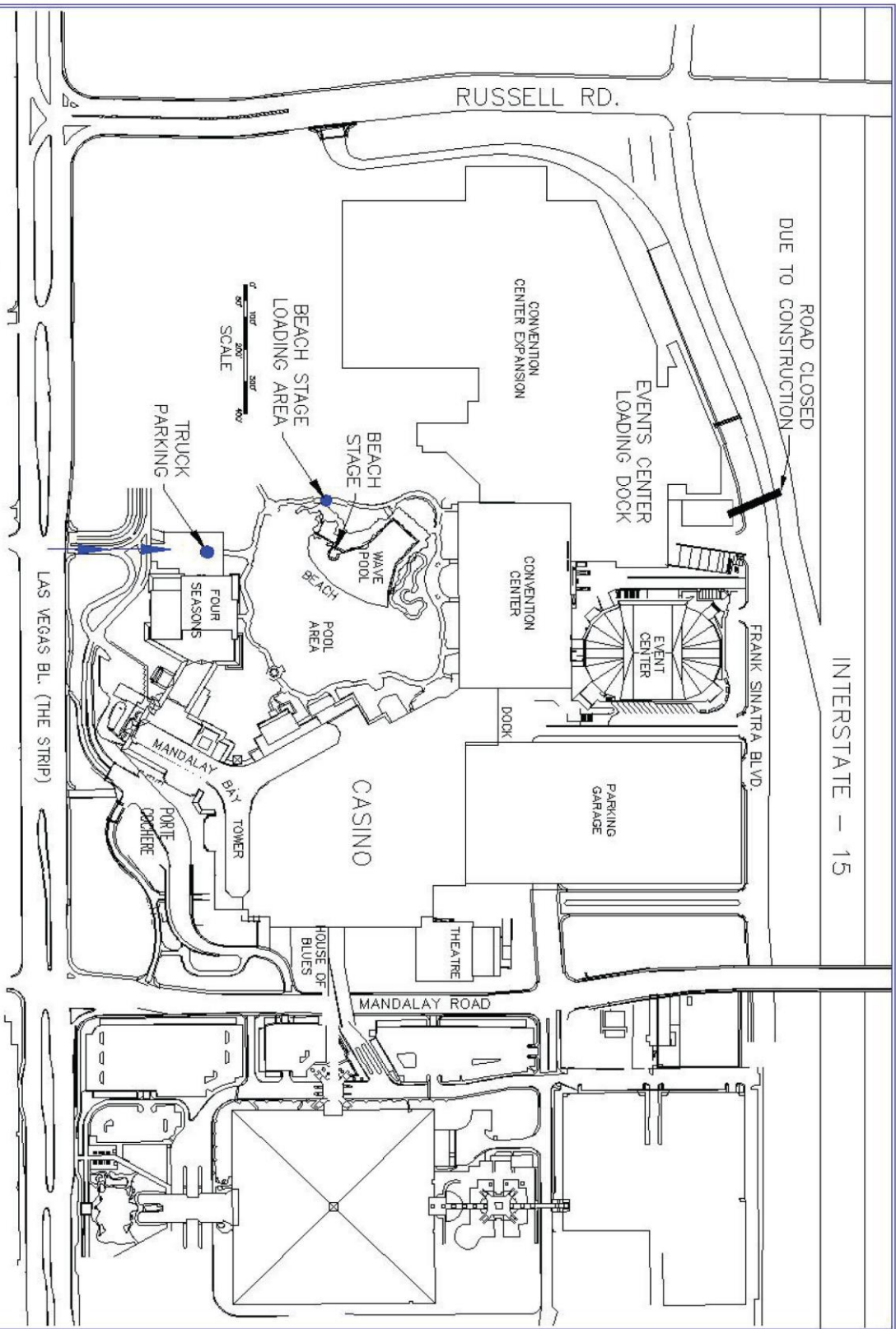
THE BEACH CONCERT STAGE



REV DATE: 8/23/02


**HOTEL SITE PLAN
 DIRECTIONS TO POOL**


For Event Information Please Call:
 (702) 632-7561
 On the web at www.mandalaybay.com



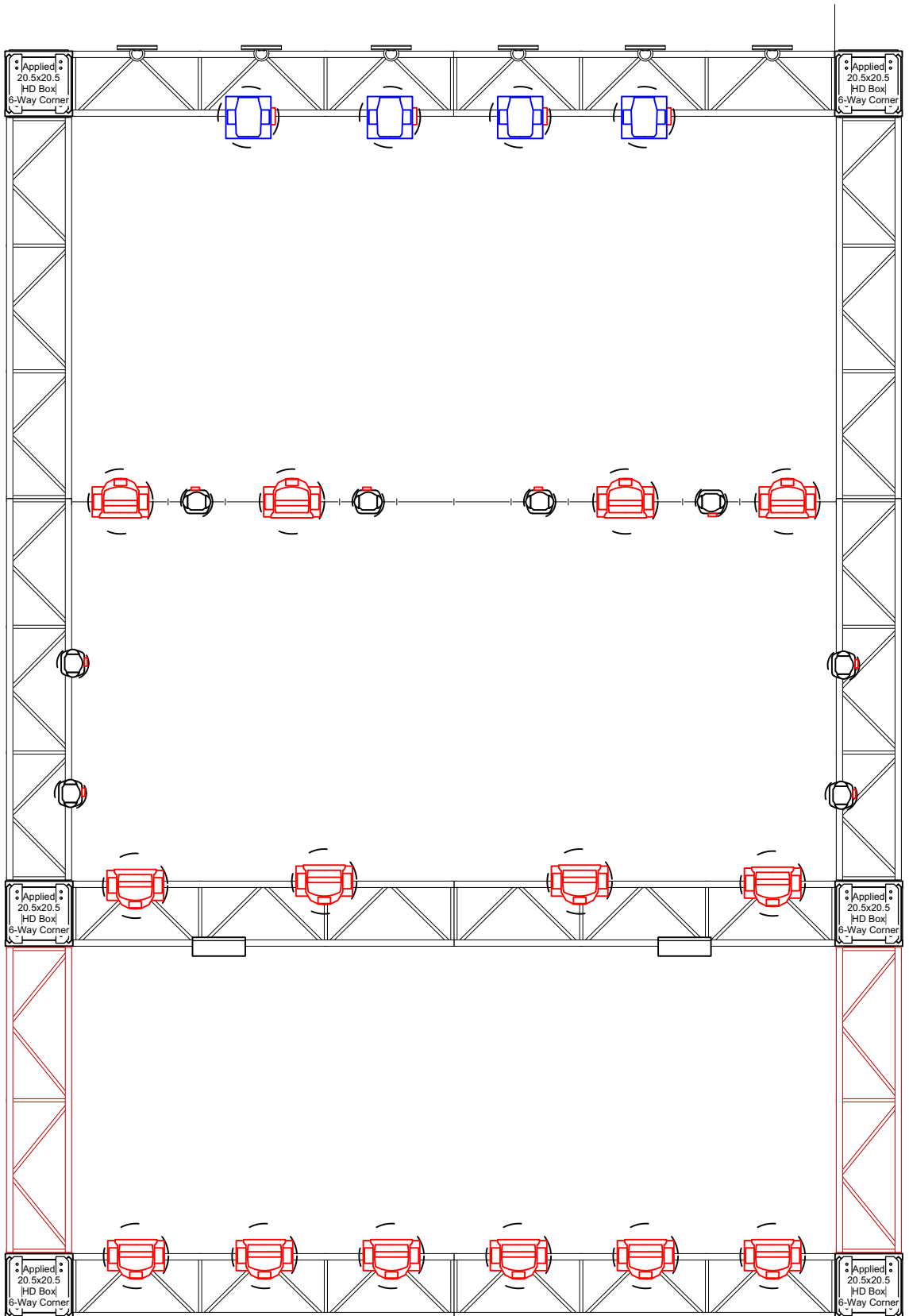
 6- Colorblast 12

 2- Atomic 3000 Strobe

 8- ACL360i

 14- Mac Aura XIP

 4- Platinum Beam 5r



DOWNSTAGE

“TYPICAL” PRODUCTION SCHEDULE

1 hour prior to scheduled Load-In (Typically 12pm)

- Busses and trucks to show positions
- Raise Production Roof
- Fly Main P.A. & Test
- Set FOH Audio & Lighting Consoles
- Set Spot Lights (max of 4)

1:00pm – 7:00pm

- Load-In band gear
- Set monitors
- Line check
- Lighting focus

7:00pm – 8:00pm

- Artist sound check (verify exact time with venue PM)
 - *Please note that sound check cannot begin until the Beach closes*

8:00pm

- Doors

9:00pm

- Show

12:00am

- Hard Stop (Curfew)

12:00am – 4:00am

- Load-Out

LOAD-IN INFORMATION

- **LOAD IN / LOAD OUT** : The Beach very has limited backstage space. Please coordinate all load-in/out requirements with Ops Production Manager.
- **BUSES** : 2 (one trailer) during load in/out located behind the stage area. Shore Power is **not** available. Additional bus parking in upper parking area near the Events Center. No Shore Power available.
- **TRUCK PARKING**: Please contact Production Manager for all parking info.

STAGE SPECS:

- 20' x 20' inside truss uprights
- Additional 48" (+/-) DS of truss uprights
- Stage surface 8'-0" above water
- Truss Roof trims out to 19' (bottom cord)
- Please see drawing on page 9

DRESSING ROOMS

- The venue has (2) air conditioned cabana's available for dressing rooms. Both have restroom facilities but no showers and are located 100 feet from the USR stage entrance.

RISERS

- Risers are available in heights of 12" or 24". We encourage acts to keep risers to a minimum due to space constraints.
- For safety reasons we do not permit rolling risers.

TABLES & CHAIRS (charges may apply)

- Banquet Chairs
- 30" x 72" Folding Table
- 18" x 72" Folding Table
- Linen & Skirting Available

AUDIO SYSTEM

Audio Vendor: 3G Productions Inc.
Contact: Terry Murphy
Office: 702.948.0459
Cell: 702.417.3800
Email: tmurphy@3glp.com
Website: www.3glp.com

System Components:

- **FOH Drive**
 - D&B Drive w/R1 control software
 - CD-RW
 - LM44 w/ Tablet
 - Analog EQ's available upon request
- **MAIN PA**
 - 24 D&B V Series
 - 16 D&B B2 Subs (8 center/4 SL/4 SR)
 - CD-RW
 - LM44 w/ Tablet
 - Analog EQ's available upon request
- **Out Fills**
 - 12 D&B Q1 Series (flown – 6/side)
 - D&B D12 Amps
- **Monitors**
 - D&B M4
 - Shure PSM900
 - Sennheiser G-3
 - D&B D12 Amps
- **Labor**
 - The above system includes the following:
 - FOH Technician
 - Monitor System Technician
 - Stage Patch Technician
 - Any additional audio labor requirements must be arranged at time of advance.

Audio System (cont..)

- **COM/PL**
 - There is 2 channel Clear Com from the stage to the FOH Tower and is provided by Mandalay Bay. Headsets and Belt Packs are provided for the following locations:
 - (2) Spotlights
 - (1) LD/Board Op
 - Monitors (USR)
 - FOH Mix
 - Stage Manager (USC)
- **BACKLINE**
 - Backline is generally provided by the Artist(s) or can be sourced through Mandalay Bay Entertainment , through our preferred vendor:

Jonas Productions
Greg Dodkin
702.884.0921
gpdodkin@yahoo.com

Mix Positions


- **FOH**
 - FOH–Mix position is located off center, approximately 157' from the stage, on ground level, inside a beach cabana. The available space is 10'x10'.
- **Monitors**
 - Monitor–Mix position is located upstage right. Any other position severely compromises sightlines.

Decibel (dB) Levels

- It is the “Productions” responsibility to ensure that the decibel (dB) levels do not exceed **105dB** (@ FOH) at any time during the event.
- The average decibel (dB) level during the event shall have an average/weighted decibel (dB) threshold of **95 dB** or less.

Audio System (cont..)

Audio Patch Panels



LIGHTING SYSTEM

The Beach lighting system is made up of the following:

(_) See pages 12 and 13.

- Plot found on page 12.
- Existing fixture hang **cannot** be modified.
- Due to roof weight limits additional lighting fixtures cannot be added.
- Tour provided floor packages are allowed **only if space permits**.
- Venue does not provide additional cable (power or data) for any tour provided floor packages.
- There are a limited number of floor circuits available (dimmed/non-dimmed).

THE BEACH CONCERT STAGE

ELECTRICAL SHOW POWER

Location	TYPE	Connection	QTY.
USR (Audio)	200A / 3Ø (ISO)	Cam-Loc	1
Off-Stage (Lighting)	200A / 3Ø	Cam-Loc	1
	100A / 3Ø	Cam-Loc	1
ALL SERVICES ARE LOCATED UPSTAGE AND BELOW STAGE LEVEL			

Special Permits Needed

Special permit applications for the following activities shall be made to Clark County Fire Department within 10 business days prior to the event.

- Display and operation of any unusual electrical, mechanical or chemical device, which may present a hazard. The device, its application and the operation itself, must be approved by Clark County.
- Display or operation of any heater, barbeque, open flame, candles, lamps, torches, etc.
- Use or storage of flammable liquids, compressed gases or dangerous chemicals, as determined by the Fire Marshal.
- Any pyrotechnics, fireworks or special effects display or process.
 - *NO PYRO IS PERMITTED UNDER ROOF STRUCTURE*
- Any unusual use of a motorized vehicle inside a structure.
- Any special cooking requirements. This includes cooking inside of convention areas, locker rooms or areas where cooking is not normally done.
- Tents in excess of 100 sq. feet (10x10) erected inside and/or outside the host facility. A separate permit may also be required by the Clark County Permitting Department.

Permitting forms are available on the Clark County Web site:

Clark County Forms: <http://www.clarkcountynv.gov/building/Pages/Forms.aspx>

Permitting Services Division

Phone: (702) 455-7316

Fax: (702) 246-3420

Fire Lanes and Fire Protection Equipment

Staging, Storage, Booth displays, signs, etc., shall not block or obstruct any fire hose, fire extinguishers, fire alarm pull stations, fire alert strobes or any other fire protection appliance inside of a building.

No fire department equipment outside of the building shall be obstructed or blocked in any way. This includes sprinkler system valves, standpipes, hydrants, fire command rooms or any item, location or device designated for protection use.

No vehicles shall be parked in fire lanes outside of building.

Drone Policy

- Due to the proximity to the airport, drones are NOT permitted in the venue at any time unless approved, in writing, by both Risk Management and the property President. In addition, the following terms are required:
 - Senior management (someone not all) has to review the request and if it will benefit the property they have to approve it in writing (email is fine)
 - Insurance, not just for the drone but for any damage and or injuries, must be obtained so a full review of the insurance, with the exclusions and endorsements is needed to be reviewed.
 - No less than \$5,000,000.00 (USD) is required
 - The insurance coverage must have **an endorsement that covers any losses covered by an accident with the drone** (as most liability policies do not cover drones).
 - A flight plan must be presented and reviewed and signed off by you
 - A test flight is required with you in attendance and your property safety person, to ensure you have a comfort level with the unit and the pilot/operator
 - Details of the date(s), time(s) of the flight(s)
 - If video is being taken a site location agreement is needed and marketing is going to have to be involved because of copyrights.
 - Please consult our Risk Management department with any additional questions.

PYROTECHNICS

- Advance notice must be provided to Mandalay Bay Safety Manager for approval and scheduling. The direct line is 702.632.6777.
- The Pyrotechnics Shooter must be licensed in the State of Nevada.
- A Pyro Test must be conducted prior to the event.
- The Licensee is responsible to secure the proper permits and for the expense of CCFD to observe the Pyro Test.

Security Staffing

- The security department is comprised of highly qualified professional and friendly, personnel who are trained first responders. These employees provide a safe and secure environment for all employees, guests and performers.
- Security Officer requests can be made through our Security Manager.

Crowd Management

- Crowd management is provided by our contracted staffing company.

EMT / Medical

- This staffing includes Paramedics and EMT event management options. The staffing level will depend on each event. EMT staff are located by the Border Grill entrance.
- If your event requires an On-Site Ambulance for the duration of your event, special arrangements can be made through the Event Manager. All requests must be made no later than 48 hours prior to event. There will be an increase in price if the request is not made within 48 hours of the event.

Las Vegas Metropolitan Police Department

- This staffing level includes inside the pool area and outside the building for traffic control.

Lost and Found

- During an event, lost and found items are turned into the Guest Service Desk in the Lobby. After the event all items are turned into and logged in the Security Lost and Found Desk located in the main lobby of Mandalay Bay Hotel.

Patrons can pick up lost items 24 hours a day, at the Security Lost and Found Desk, located in the Main Lobby of Mandalay Bay- 702.632.7777