

OUTFRONT/

WE GET YOU NASHVILLE

Media Across The Market



WE ARE OUTFRONT/

OUTFRONT/

At OUTFRONT, we understand that to brands, audiences are everything. Our media impact people where and when it matters most: in the real world. Smart brands leverage out of home's power of TLC by combining technology, location, and creativity to drive meaningful connections with their target audiences.

We continue to add intelligence to OOH, making our media more accurate, agile, and accountable. Our insights suite and attribution solutions were designed to reach your desired audience and measure your campaign's impact on them.

We are OUTFRONT by name and nature. We are everywhere, empowering businesses to leverage our ubiquity (500K canvases and 14.1B weekly impressions), our national footprint (top 25 markets), and our local relevance and community connections. We are front and center in the places your consumers live, work, and play, from neighborhoods to urban centers, from transit hubs to busier-than-ever highways and roads.

OOH is today's most creative medium. All OUTFRONT clients have access to our Cannes Lions award-winning in-house creative agencies to develop the right messaging and campaigns to drive positive outcomes. Champion the power of America's biggest canvases to drive engagement, fame, and trust.

As the most visible media platform in America, we understand our role in creating cultural impact. That's why we are dedicated to helping people, places, and businesses grow stronger.

**Welcome to America's most visible
and versatile media network.**

**Welcome to OUTFRONT.
We get you America.**

NASHVILLE
615.256.4400



WE LEAD IN THE ART, SCIENCE, & AUTOMATION OF OOH/



ART

Creative drives 70% of an ad's effectiveness. OUTFRONT delivers the best assets in the country, serving as the perfect blank canvas for your brand story, illustrated through big, bold, and beautiful creative. Tap into our award-winning creative agencies for best-in-class creative services, campaign development, and dynamic digital additions.

SCIENCE

Tech advancements are a priority for OUTFRONT. We have the right hardware, software, and data to ensure your campaign is targeted, efficient, and trackable. We know reaching the right people is a top priority. That's why we use syndicated research, proprietary geospatial data, and real-time mobile data to find audience segments IRL. We also know that measurement matters. So, we have an attribution model that is scalable to different business needs.

AUTOMATION

Automation is transforming digital out of home buying. Access OUTFRONT's digital inventory and automate the DOOH buying process programmatically or via the OUTFRONT Ad Server, for a managed service experience. Both approaches include the ability to easily activate complex digital campaigns at scale, which may include data conditions, impression or audience targeting, and dayparting.

OOH DRIVES SUCCESS/

OOH IS A POWERFUL MEDIUM WITH PROVEN SUCCESS IN DRIVING DESIRABLE BRAND OUTCOMES ACROSS THE PURCHASE FUNNEL. THIS LAYERED WITH ITS LOW CPM MAKE IT AN EFFECTIVE AND EFFICIENT ADDITION TO ANY MEDIA PLAN.

AWARENESS

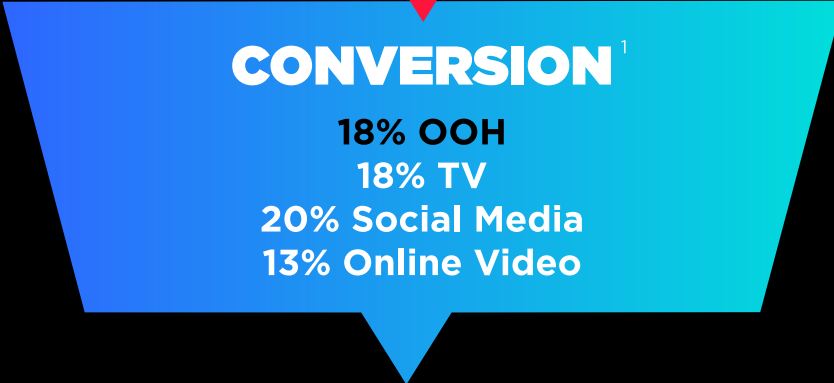
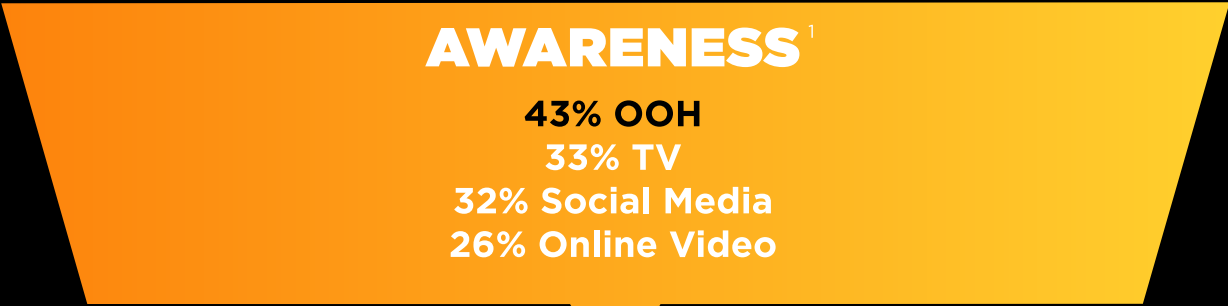
OOH performs best for awareness across all demographics, while also ranking as the **#1 preferred media format for Millennials and GenZ**. Characteristics like massive reach, trustworthiness, and highly visual canvases contribute to OOH ranking highest against all other media in this KPI.

CONSIDERATION

People take action after seeing out of home, whether in real life or digitally. In fact, **OOH drives 5.3X more search queries and 5X more website visits** than any other media. Often along the path to purchase, OOH drives people into brick-and-mortar locations and the checkout line.

CONVERSION

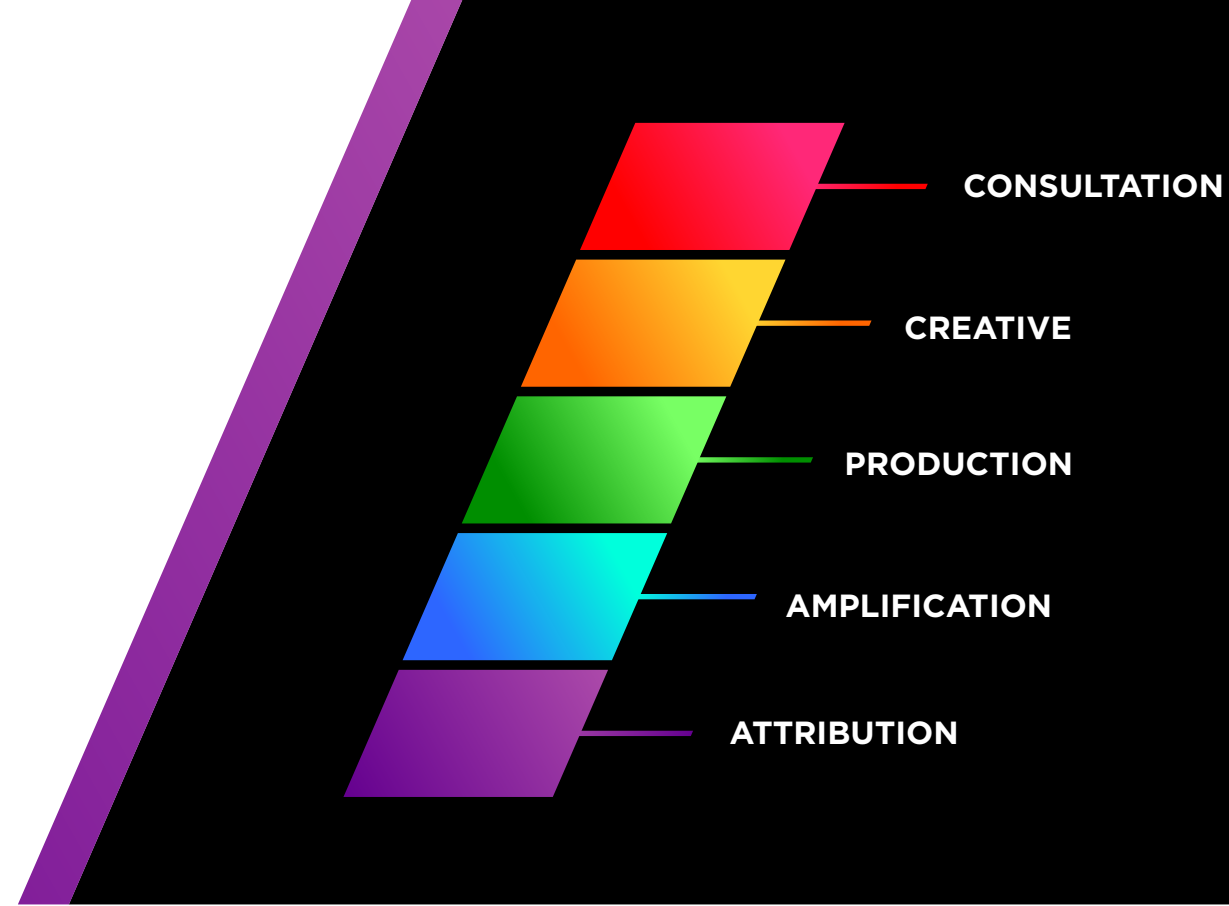
OOH demonstrates superior performance in awareness and nearly identical numbers with social media in consideration and conversion rates. With significantly lower CPMs than other mediums, OOH offers the dual advantage of cost-effectiveness and widespread impact. Evidenced by **eBay's 27% surge in ad revenue** post-transition to a "full-funnel" marketing approach, the potency of OOH in driving conversions is undeniable.



LEVERAGE OUR EDGE /

OUTFRONT'S 360° PARTNERSHIP
APPROACH ENSURES YOU GET
THE EDGE ON YOUR COMPETITION.

OUTFRONT /



CONSULTATION

DEFINING YOUR CAMPAIGN

Tap into smartSCOUT™, Geopath, or StreetMetrics to find the best canvases to reach your audience. Prefer to automate the buying process? 7,000+ digital billboard and transit canvases available on top SSP and DSP platforms, plus OUTFRONT's Ad Server.

CREATIVE

THE MOST CREATIVE OF ALL MEDIUMS

XLabs and OUTFRONT STUDIOS design Cannes Lions and industry award-winning campaigns. Together, we can aid in anything from best practices to full campaign development, or integrate the latest dynamic digital elements.

PRODUCTION

LAUNCHING YOUR CAMPAIGN

Let's launch your brand story! With a full in-house operations team, your campaign will hit the streets in an impactful way.

AMPLIFICATION

TAKING YOUR MESSAGE FROM IRL TO URL

OOH is the best primer for all things digital, including search, social, and mobile. Our communications team can amplify your real world campaign through press, social OOH, and mobile reach.

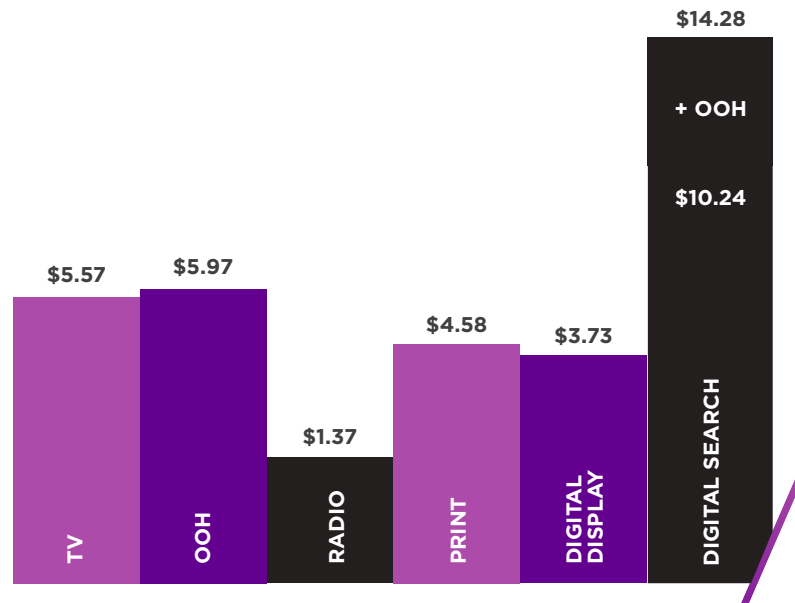
ATTRIBUTION

TRACKING SUCCESS

Our suite of attribution solutions can track your campaign's success based on KPIs like footfall, website visitation, app downloads, tune-in, and brand affinity.

AMPLIFICATION MATTERS/

OUTFRONT is the best primer for digital engagement.



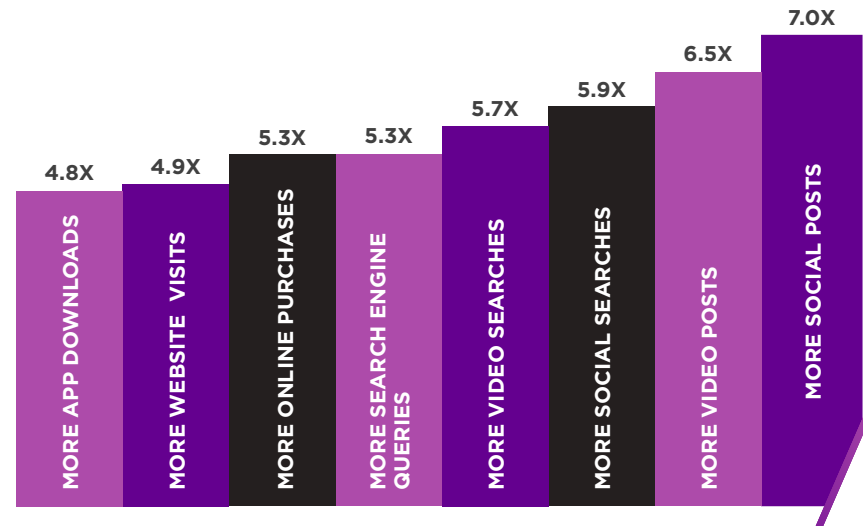
SEARCH

When out of home is added to the media mix, it **increases search's return on ad spend by 40%**. That's because **41% of consumers** search for a brand after viewing out of home ads. Dollar for dollar, that's **5.3x the performance** of other media.

Combining billboard and transit media helped finance brand Inter&Co drive a **100X increase** in branded search.



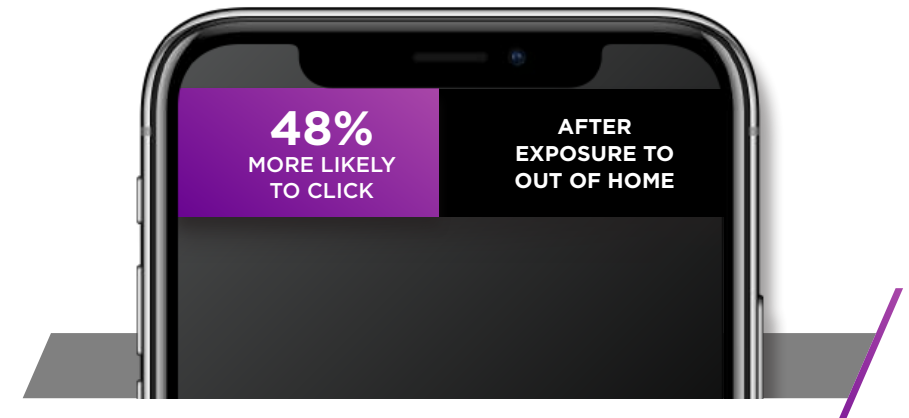
SOURCES: BENCHMARKETING, COMSCORE, NIELSEN, OCEAN NEURO INSIGHTS, INTER&CO, PBR TEAMS.



SOCIAL

Out of home drives **7X more social posts** than any other medium, per ad dollar spent. It also drives **6.5X more video posts** and **5.9X more social searches**. Plus, one in four Americans have posted an OOH ad to their Instagram.

Sony and Olivia Rodrigo partnered on earbuds and a limited-edition MetroCard drop; **the Internet went wild**.



MOBILE

Out of home inspires us to take out our phones and do something – like click a mobile ad. Consumers are **48% more likely to engage** with a mobile ad after exposure to the same ad via OOH.

PBR Teams expanded to eight markets after its first OOH campaign captivated Kansas City, **boosting ticket sales**.



COPYRIGHT © 2025 OUTFRONT MEDIA INC. ALL RIGHTS RESERVED LAST REVISED 2/10/2025

ATTRIBUTION MATTERS/


OUTFRONT'S COMPREHENSIVE SOLUTIONS STACK PROVIDES FLEXIBILITY TO CHOOSE THE **ATTRIBUTION PRODUCTS THAT BEST ALIGN WITH YOUR KPIs.**



FOOTFALL

Footfall uses a consumer's physical behavior to track incremental store and on-site visits and link them to out of home campaigns they have viewed. OUTFRONT has seen an average lift of 131% for those exposed to OOH.

[Learn how we drove a 164% lift in store traffic to 200 Burger King locations.](#)



WEBSITE

Online conversion tracking identifies when a consumer is exposed to OOH advertising and then visits the corresponding brand's website or mobile app. OUTFRONT continues to drive the strongest digital conversion, with an average lift of 345% in website traffic for those exposed to the OOH.

[Read how we drove website traffic for Celebrity Cruises.](#)



APP DOWNLOAD

We leverage a post-back to observe which mobile devices have downloaded and used the app after exposure to the OOH campaign.

[See how we increased likelihood to download the Tinder app.](#)



TUNE-IN

Devices exposed to OOH ads are mapped to households that viewed a specific program, measuring tune-in lift.

[See how we drove tune-in for a major sports league.](#)



BRAND LIFT

On-site mobile surveying provides brands with the opportunity to understand how audiences are responding to OOH creative. We measure attributes like awareness, ad recall, brand affinity, and intent to buy. OOH continues to drive stronger ad recall and brand awareness than all other measured media.

[Learn how we increased unaided brand awareness for Fresh Direct.](#)



READ THE BURGER KING CASE STUDY



READ THE CELEBRITY CRUISES CASE STUDY



READ THE TINDER CASE STUDY



READ THE SPORTS LEAGUE CASE STUDY



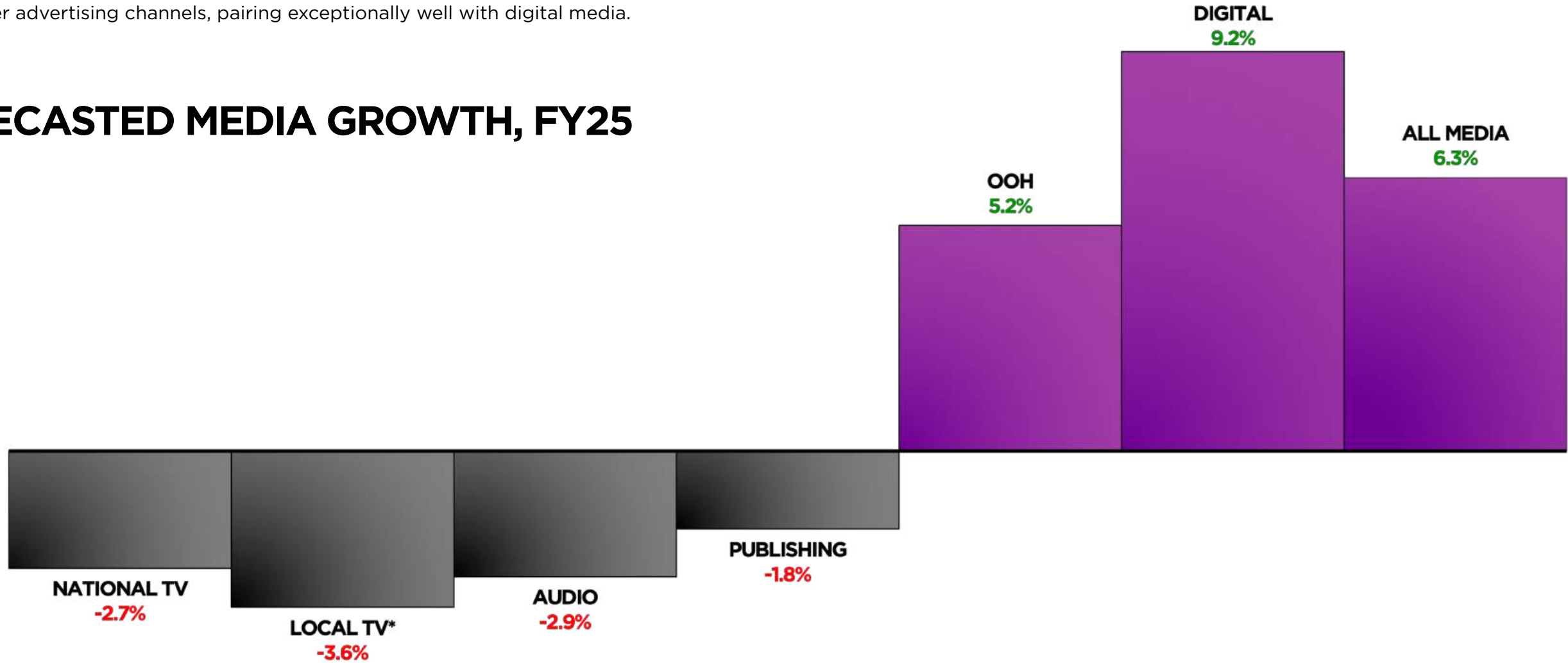
READ THE FRESH DIRECT CASE STUDY



OOH IS MEDIA'S FAVORITE MEDIUM /

OOH is geared for continued growth in 2025. Even better, it is a proven amplifier for all other advertising channels, pairing exceptionally well with digital media.

FORECASTED MEDIA GROWTH, FY25



SOURCE: MAGNA GLOBAL, 2024.

*LOCAL TV EXCLUDES CYCLICAL EVENTS.

IMPACT WHERE IT MATTERS: MEDIA ACROSS THE U.S.A. /

YOUR STORY & AUDIENCE. OUR CANVAS.

TOP 50 MARKETS /

TOP 50 MARKETS		CBSA POPULATION	BULLETINS	WALLSCAPES	POSTERS & JUNIOR POSTERS	COMMUTER RAIL & SUBWAY	BUSES	STREET FURNITURE	SPECIALTY	OUTFRONT PRIME	MOBILE + SOCIAL NETWORKS
1	New York-Newark et al, NY-NJ-PA	19,357,766	● ●	●	● ●	● ● ●	●	● ●	● ●	● ●	●
2	Los Angeles-Long Beach et al, CA	12,773,059	● ●	●	● ●		● ●	● ● ●	● ●	● ●	●
3	Chicago et al, IL-IN-WI	9,220,195	● ●	●	● ●	● ● ●			● ●	● ●	●
4	Dallas-Fort Worth-Arlington, TX	8,365,633	● ●	●				●	●	● ●	●
5	Houston-The Woodlands et al, TX	7,699,970	● ●	●				● ●		● ●	●
6	Atlanta-Sandy Springs et al, GA	6,421,346	● ●		● ●			● ●		● ●	●
7	Washington et al, DC-VA-MD-WV	6,353,913	●	●		● ● ●	● ●	●		●	●
8	Miami-Fort Lauderdale et al, FL	6,299,604	● ●	● ●		● ● ●	● ●	● ● ●		● ●	●
9	Philadelphia et al, PA-NJ-DE-MD	6,258,409	● ●	●	●					● ●	●
10	Phoenix-Mesa-Scottsdale, AZ	5,168,926	● ●		● ●	●	●	●	●		●
11	Boston-Cambridge-Newton, MA-NH	4,936,229	● ●	●	●	● ● ●	● ●	● ●	●	● ●	●
12	Riverside et al, CA	4,659,582	● ●		●				●		●
13	San Francisco-Oakland et al, CA	4,572,708	● ●	●	●	● ● ●	● ●	● ●		● ●	●
14	Detroit-Warren-Dearborn, MI	4,333,171	● ●	●	●		● ●				●
15	Seattle-Tacoma-Bellevue, WA	4,098,018	●		●						●
16	Minneapolis et al, MN-WI	3,730,656	● ●	●	●				● ●		●
17	Tampa-St. Petersburg et al, FL	3,419,498	● ●	●	●			●	● ●		●
18	San Diego-Carlsbad, CA	3,279,593	● ●	●	●				● ●		●
19	Denver-Aurora-Lakewood, CO	3,033,651	● ●	●	●						●
20	Orlando-Kissimmee-Sanford, FL	2,909,696	● ●		●	●					●
21	Baltimore-Columbia-Towson, MD	2,835,809	●								●
22	St. Louis, MO-IL	2,793,090	● ●	●	● ●						●
23	San Antonio-New Braunfels, TX	2,761,788	● ●								●
24	Portland-Vancouver et al, OR-WA	2,504,222	● ●	●	● ●						●
25	Sacramento-Roseville et al, CA	2,413,840	● ●		● ●						●

● INDICATES OUTFRONT MEDIA AVAILABLE ● INDICATES DIGITAL MEDIA AVAILABLE ● INDICATES WRAPPED MEDIA AVAILABLE

NOTE: TOP 50 MARKETS BASED ON OUTFRONT INVENTORY AND POPULATION COUNT
SOURCE: CENSUS DATA (2024 UPDATE).

TOP 50 MARKETS /

	TOP 50 MARKETS	CBSA POPULATION	BULLETINS	WALLSCAPES	POSTERS & JUNIOR POSTERS	COMMUTER RAIL & SUBWAY	BUSES	STREET FURNITURE	SPECIALTY	OUTFRONT PRIME	MOBILE + SOCIAL NETWORKS
26	Pittsburgh, PA	2,410,277	● ●								●
27	Las Vegas-Henderson-Paradise, NV	2,369,486	● ●				● ●	● ● ●	● ●		●
28	Cincinnati, OH-KY-IN	2,290,416	●								●
29	Kansas City, MO-KS	2,240,831	● ●	●	●						●
30	Columbus, OH	2,208,373	● ●	●	●			●			●
31	Indianapolis-Carmel-Anderson, IN	2,166,851	● ●	●	●				● ●		●
32	Cleveland-Elyria, OH	2,155,276	● ●	●							●
33	Nashville-Davidson et al, TN	2,153,421	● ●								●
34	San Jose-Sunnyvale et al, CA	1,952,656	● ●		●	● ● ●	● ●	● ●			●
35	Virginia Beach et al, VA-NC	1,795,437	●					● ●			●
36	Jacksonville, FL	1,779,779	● ●								●
37	Providence-Warwick, RI-MA	1,683,645	● ●								●
38	Raleigh, NC	1,555,961	●								●
39	Richmond, VA	1,372,170	●								●
40	Louisville et al, KY-IN	1,371,917	● ●		●			●	● ●		●
41	Memphis, TN-MS-AR	1,333,544	● ●								●
42	Fresno, CA	1,179,207	● ●		● ●						●
43	Grand Rapids-Wyoming, MI	1,172,184	● ●		● ●						●
44	Hartford-West Hartford et al, CT	1,157,215	● ●		● ●	●					●
45	Buffalo-Cheektowaga et al, NY	1,152,213	●								●
46	Rochester, NY	1,048,543	●								●
47	Bridgeport-Stamford-Norwalk, CT	955,414	●			●					●
48	New Orleans-Metairie, LA	943,633	● ●	● ●	● ●						●
49	Albany-Schenectady-Troy, NY	907,810	●								●
50	Worcester, MA-CT	872,485	●								●

● INDICATES OUTFRONT MEDIA AVAILABLE ● INDICATES DIGITAL MEDIA AVAILABLE ● INDICATES WRAPPED MEDIA AVAILABLE

NOTE: TOP 50 MARKETS BASED ON OUTFRONT INVENTORY AND POPULATION COUNT
SOURCE: CENSUS DATA (2024 UPDATE).

MEDIA ACROSS NASHVILLE

 *Barstool*
★ NASHVILLE ★
125 2ND AVE, S NASHVILLE, TN 37201
@BARSTOOLNASHVILLE

WE GET YOU NASHVILLE.

OUTFRONT

Nashville has over **2 million residents and a median HHI of \$85,166.** **There are numerous major corporations headquartered in Nashville.** The industries driving the top economic impact include healthcare, tourism & hospitality, advanced manufacturing, and music & entertainment. Nashville is known as "Music City," an appropriate nickname considering it has the highest concentration of music professionals in the USA, and 120+ live performance venues. **This combo of business and entertainment makes this a popular place to live, work, and visit.**

WHY NASHVILLE?

- 75% of the U.S. is within a 2-hour flight.
- Home of the world-famous Country Music Hall of Fame, Ryman Auditorium, The Grand Ole Opry, The CMA Music Fest, and Gaylord Opryland, (the largest non-gaming hotel in the U.S.).
- 4 professional sports teams.
- Headquarters to 5 Fortune 500 companies.
- 16.8 million tourists visited in 2023.
- Visitors spend an average of \$29.5 million a day.

In Nashville, TN, OUTFRONT reaches 95% of the CBSA weekly.

NASHVILLE, TN
615.256.4400

SOURCE: US CENSUS, VISITMUSICCITY.COM, NASHVILLECHAMBER.COM, GEOPATH

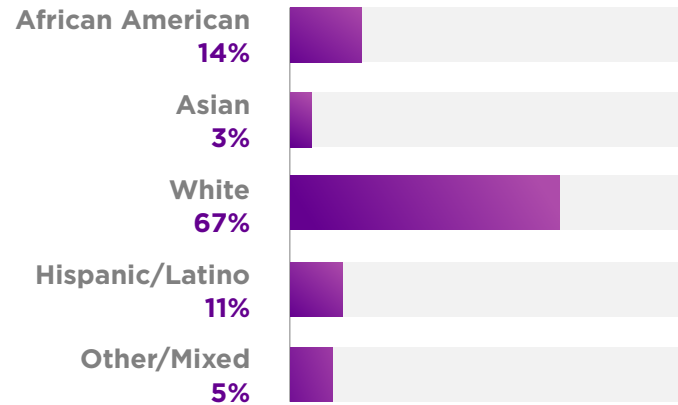
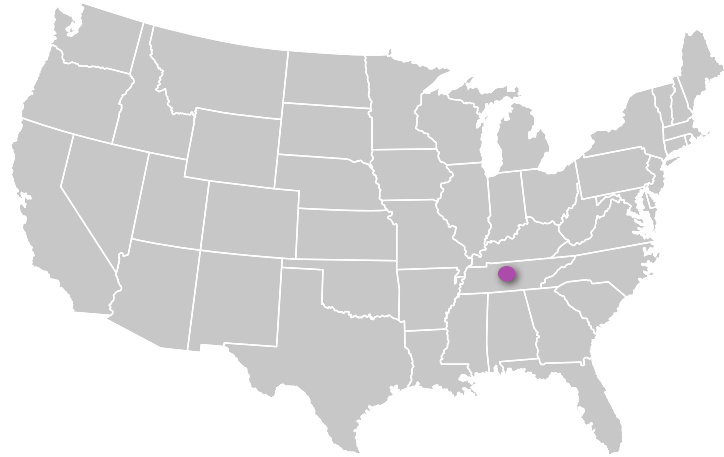


SCAN OR CLICK TO
LEARN MORE



NASHVILLE

Profile



NASHVILLE 2.1 MILLION CBSA

NASHVILLE
615.256.4400


SOURCE: CENSUS DATA (2024 UPDATE), SCARBOUROUGH RESEARCH 2023, NASHVILLE
RELEASE 2 (AUG 2023 - FEB 2024)




College Degree
or higher



Total miles traveled
past week



White-collar
occupation



Female



Time spent traveling to
and from work each day



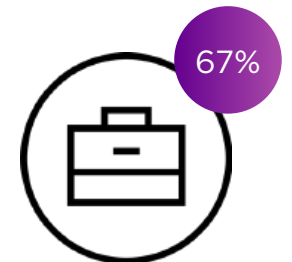
Blue-collar
occupation



Male



Drive alone or
carpooled



Employed

MEDIA FORMATS

BILLBOARDS 16

BULLETINS 17

DIGITAL 19

DIGITAL BULLETINS 20

SECOND SCREEN MEDIA 22

MOBILE NETWORK 23

SOCIAL INTEGRATION 24





BILLBOARDS

BULLETINS

Bulletins offer the most **powerful impact** of all outdoor advertising formats. Located on key interstates and surface streets throughout the Nashville area, bulletins provide your message with **long-term presence** and **tremendous visibility** to vehicular traffic.

PRODUCT INFORMATION

- 14'H x 48'W
- Odd Sizes
- Sizes vary by location
- Extensions available

COVERAGE

- I-65, I-24, and I-40
- See map for complete coverage
- Targeted audience on request basis



SCAN OR CLICK TO
LEARN MORE

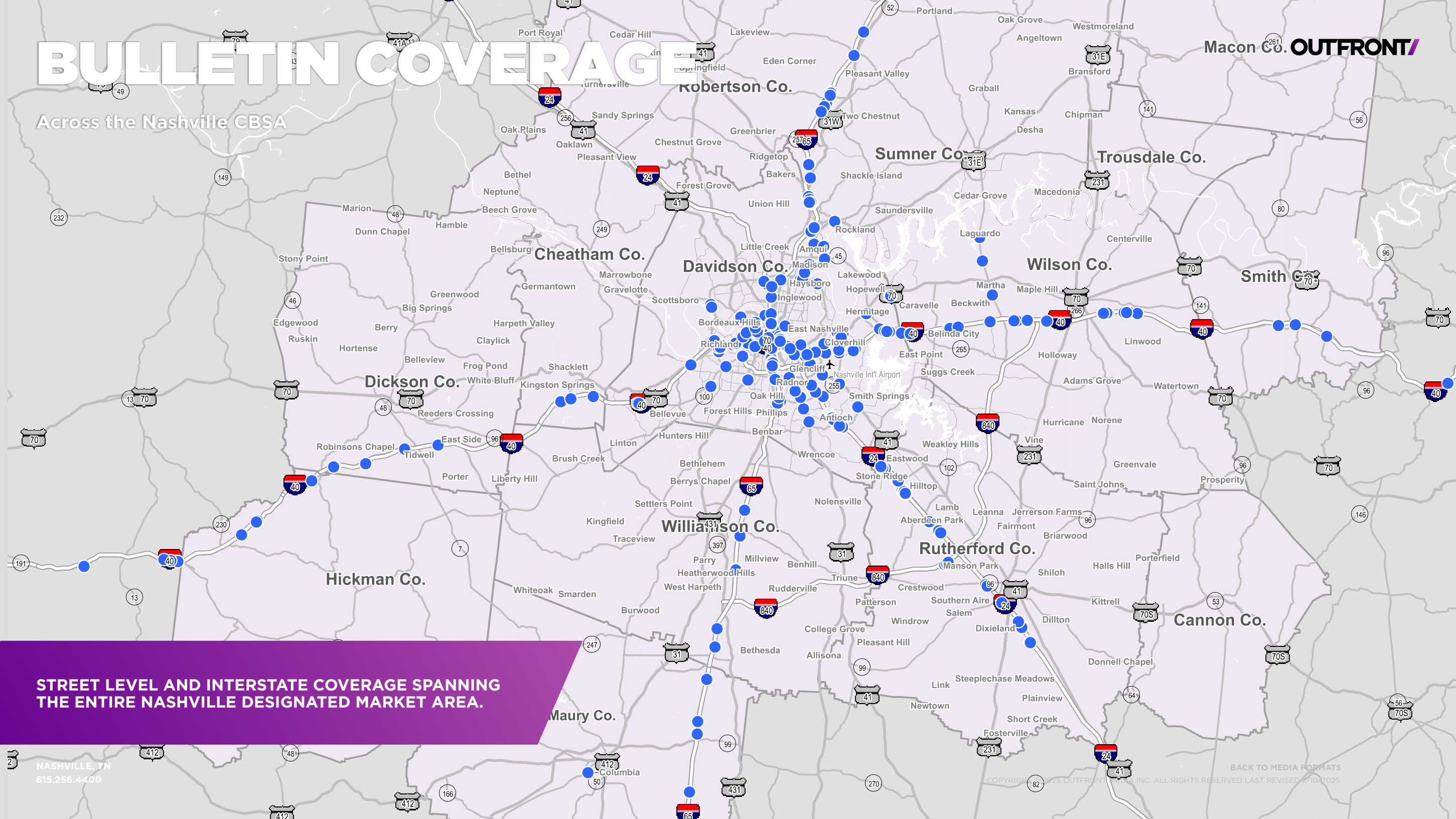


OUTFRONT



BULLETIN COVERAGE

Across the Nashville CBSA



STREET LEVEL AND INTERSTATE COVERAGE SPANNING THE ENTIRE NASHVILLE DESIGNATED MARKET AREA.

DIGITAL



NOW HIRING LISTING AGENTS!
WE BOOK YOUR APPOINTMENTS!
MARK SPAIN REAL ESTATE



Don't Sell Without
THE INTEL



One simple choice.

DIGITAL BULLETINS

Add an extra layer of **timeliness and relevance** to your campaign through a digital execution. Easily change creative messaging based on triggers such as time of day, weather, or sports scores. Digital provides the **ultimate campaign messaging**.

PRODUCT INFORMATION

- 14'H x 48'W
- LED Display
- Spot Length: 8 seconds
- # of Spots: 8

COVERAGE

- I-65, I-24, and I-40
- See map for complete coverage
- Targeted audience on request basis



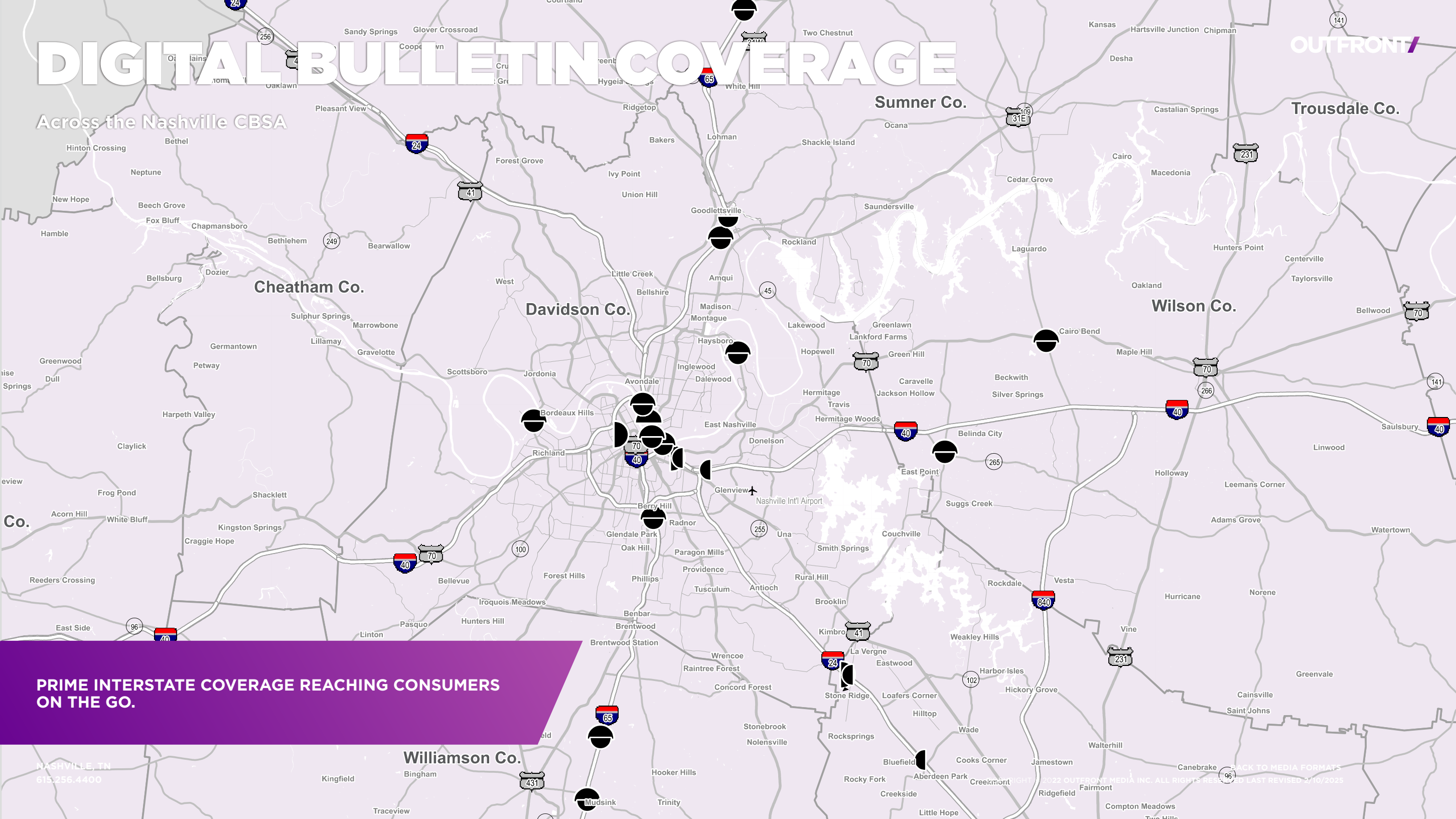
SCAN OR CLICK TO LEARN MORE



DIGITAL BULLETIN COVERAGE



Across the Nashville CBSA



PRIME INTERSTATE COVERAGE REACHING CONSUMERS ON THE GO.

NASHVILLE, TN
615.256.4400

© 2022 OUTFRONT MEDIA INC. ALL RIGHTS RESERVED. LAST REVISED 2/10/2025

SECOND SCREEN MEDIA

BACK TO MEDIA FORMATS

COPYRIGHT © 2025 OUTFRONT MEDIA INC. ALL RIGHTS RESERVED REVISED 2/10/2025



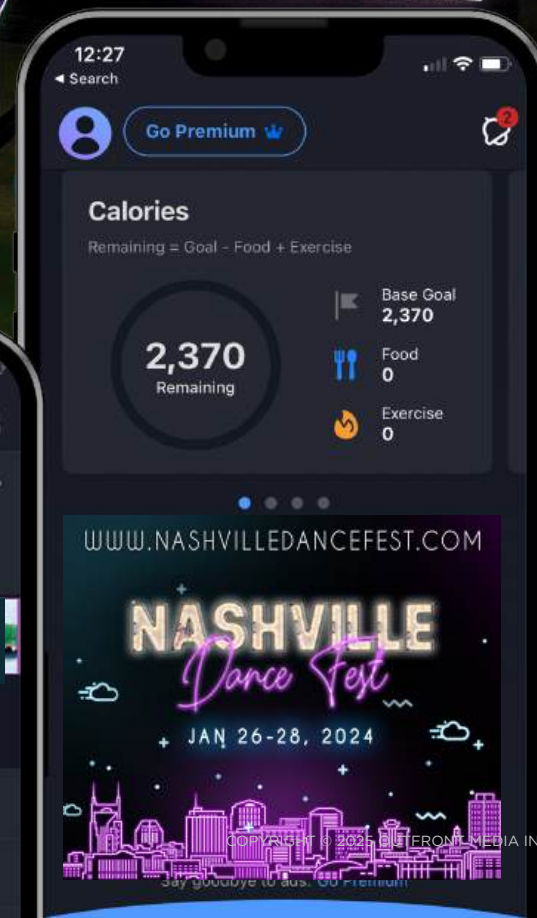
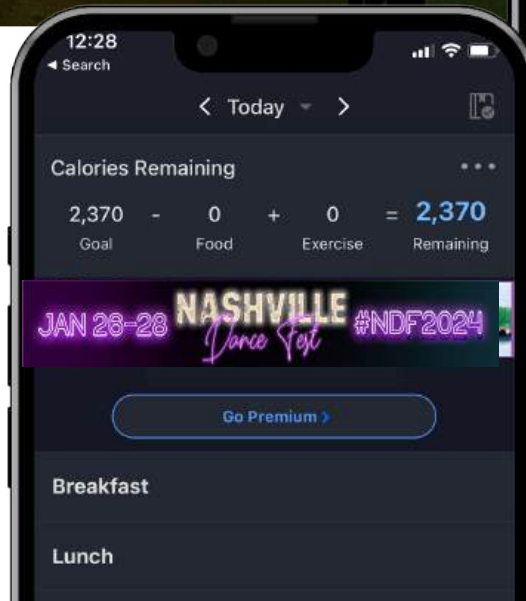
MOBILE NETWORK

Combine the power of OOH with mobile to create **new engagement opportunities** with your target audience. Targets the right users by **geofencing your OOH and strategic locations, target by behavior, then create message frequency** with this audience through retargeting. Proximity targeting technology **enables mobile ad activation for users within a geographical boundary**. These virtual perimeters are created around **real-world locations** defined as lats/longs, addresses, points of interest, zip codes, cities, DMAs, states, or nationwide.

PRODUCTS

- Proximity Targeting
- Retargeting
- Behavioral or Brand Targeting
- Transit System Audience Targeting

LOCATED IN THE TOP 50 MARKETS




SCAN OR CLICK TO LEARN MORE



BACK TO MEDIA FORMATS

DAN COUSART
HERE'S TWELVE SONGS
 ALBUM OUT NOW



OUTFRONT

SOCIAL MEDIA INTEGRATION

Social monitoring **tracks lifts in location based social conversation and search with geofencing**, plus social conversation around specific campaigns using keywords, hashtags, phrases, etc. Social listening metrics include: Reach, Spread, Mentions, Sentiment, and Trends.

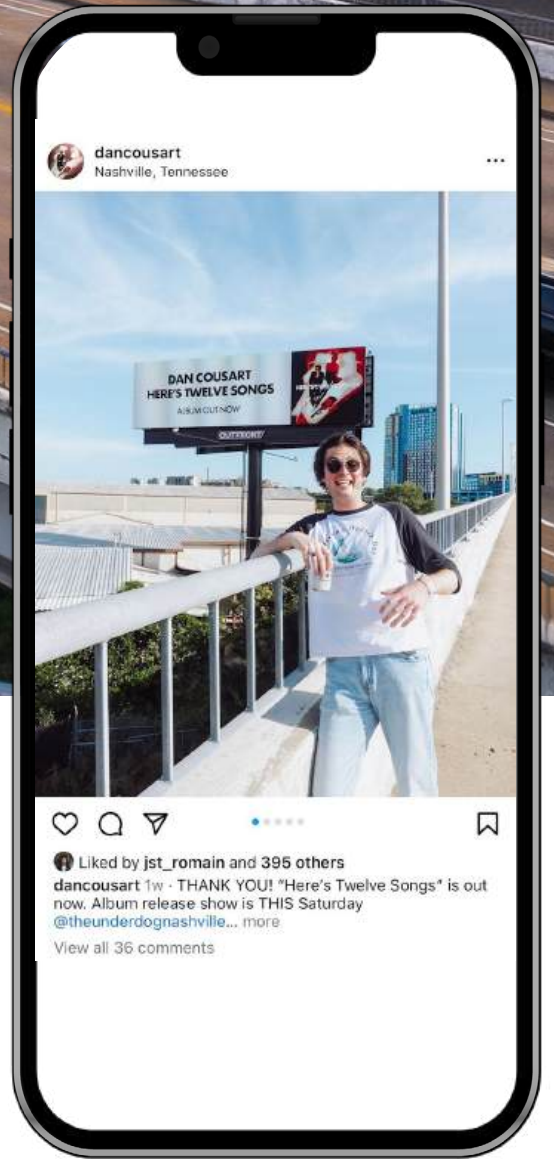
[Watch PBR's #sOOH Success Story](#)

ORGANIC & PAID ENGAGEMENT OPPORTUNITIES

Amplify your real-world campaign by marrying your OOH and Social Media Strategy. OUTFRONT offer paid and organic opportunities to drive results for your campaign.

- QR Codes
- Augmented Reality (AR)
- Influencers

SCAN OR CLICK TO LEARN MORE



LEVERAGING #sOOH FOR YOUR BRAND

There's a phenomenon of digital amplification and engagement that occurs when the right creative is placed in the right location. We call it social out of home (#sOOH).

At OUTFRONT, we're experts in setting brands and local businesses up for social success. Here's how we can help.

PRIME FOR A TIME

Throughout the year, a handful of iconic events achieve a level of cultural clout so powerful that they magnify the prestige of the area they are located and any brand advertising in that locale. PRIME FOR A TIME is a strategy to access OOH media to amplify awareness and elevate brand image during these cultural moments.

STUDIOS & XLABS

The right creative is the second piece of the #sOOH puzzle. STUDIOS, our award-winning in-house design agency, can help. And for brands looking to really get people talking, our XLabs team offers technologies like three-dimensional Xscape spatial creative and interactive QRad responsive content control.

INFLUENCERS

Three in ten are more likely to purchase something with a familiar influencer in an out of home ad, while four in ten would repost the ad. We can help find the right influencers to reach the audience who matters most to you.

Out of home drives 7x more social posts, 5.9x more social searches, 6.5x more video posts, and 5.7x more video searches than other mediums, dollar for dollar.

NASHVILLE
615.256.4400

SOURCES: MORNING CONSULT, 2023; COMSCORE, 2022; NUVI, 2022



SCAN OR CLICK TO READ ABOUT HOW AMIKA PERKED UP SALES AND BRAND AWARENESS





OUTFRONT

WE GET YOU AMERICA

OUTFRONT.COM
615.256.4400
1431 POPLAR LN. - NASHVILLE, TN 37210
INSTAGRAM | YOUTUBE | LINKEDIN | X | FACEBOOK

COPYRIGHT © 2025 OUTFRONT MEDIA INC. ALL RIGHTS RESERVED LAST REVISED 2/10/2025