



UNITED STATES
OLYMPIC & PARALYMPIC
COMMITTEE

2024

DEMOGRAPHIC DATA REPORT

USA ARTISTIC SWIMMING



USA ARTISTIC SWIMMING

2024 DEMOGRAPHIC DATA



Demographic Data Collection And Preparation

Under Section 220511(2)(B) of the Ted Stevens Act, the USOPC is required to report annual demographic data from the previous year as of December 31. Once the data is collected, the USOPC works with a consultant to compile more than 4,000 data points into unique profiles for each NGB and one for the USOPC.

Significant Definitions

Board of Directors: The Board of Directors is the governing body of a nonprofit. Individuals who sit on the Board are responsible for overseeing the organization's activities.

Standing Committees: A permanent committee of the Board that meets regularly.

Professional Staff: Any paid full-time employee of an NGB.

NGB Membership: All individuals who are paying members of an NGB. This includes grassroots athletes through masters, as well as National Team athletes.

National Teams (Athletes): Athletes who are currently on a National Team as defined by the NGB. This includes the teams selected for that year's national or world championships or the Olympic/Paralympic Games.

National Teams (Coaches and Other Non-Athletes): Staff who assist with the National Teams as defined by the NGB. This includes coaches, trainers, logistics coordinators, medical personnel, etc.

Developmental National Teams (Athletes): Teams typically composed of emerging athletes who are training to eventually compete on the National Teams. These athletes are usually highly skilled individuals who are not fully ready to compete for the National Team.

Developmental National Teams (Coaches and Other Non-Athletes): Staff who assist with the Developmental National Teams as defined by the NGB. This includes coaches, trainers, logistics coordinators, medical personnel, etc.

Part-Time Employees/Interns: These are employees who assist with the operations of an NGB. They differ from professional staff in that they may be temporary or part-time employees.

National Percentages

National percentages are based off the latest data on the American Community Survey (ACS) data updated annually by the U.S. Census Bureau.

Chart Key

0.00% - Percent of Member/Staff
● — - Demographic Data

..... - National Percentage
0.00% - National Percentage

USA ARTISTIC SWIMMING

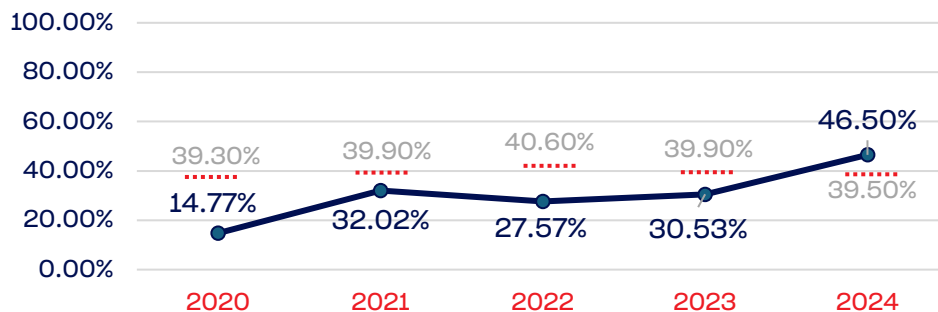
2024 DEMOGRAPHIC DATA



PEOPLE OF COLOR

	Total Number	% People of Color	National %
Board of Directors	15	33.33	39.50
Standing Committees	60	40.00	39.50
Professional Staff	4	25.00	39.50
NGB Membership	5,842	30.81	39.50
National Team Athletes	14	57.14	39.50
National Team Non-Athlete (Coaches and Support Staff)	4	75.00	39.50
Development National Team Athlete	28	60.71	39.50
Development National Team Non-Athlete (Coaches and Support Staff)	6	50.00	39.50
Part-Time Staff/Inters	0	0.00	39.50
Total	5,973	31.16	
Average		46.50	

Year-Over-Year Averages (Past 5-Years)



Program and Initiative Notes/Highlights

USA Artistic Swimming is activating learn to swim artistically programs with our clubs that operate in areas that serve underrepresented demographics.

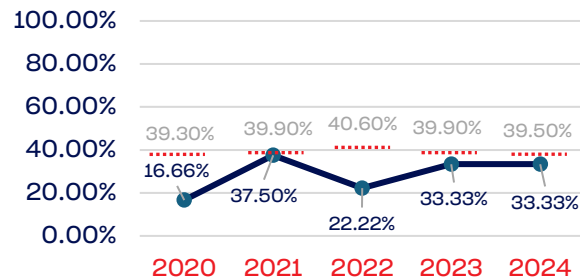
USA ARTISTIC SWIMMING

2024 DEMOGRAPHIC DATA

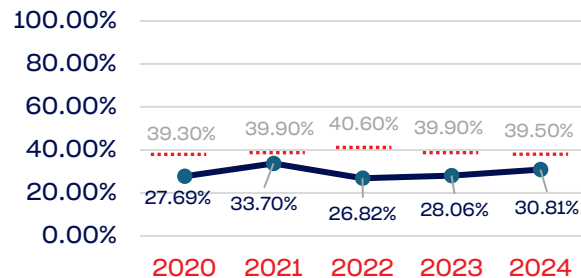


PEOPLE OF COLOR

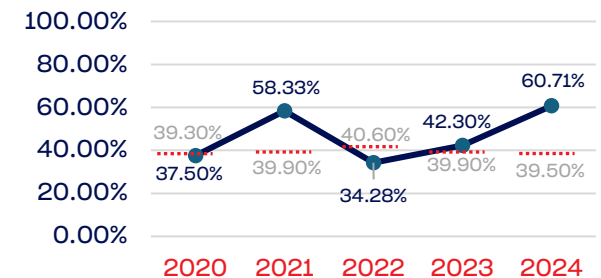
Board of Directors



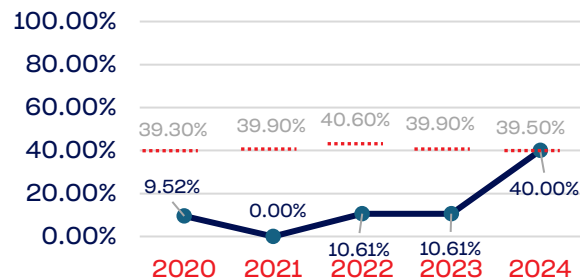
NGB Membership



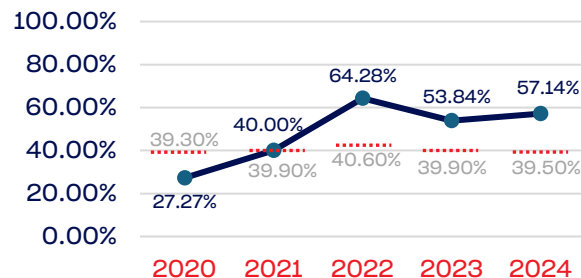
Development National Team



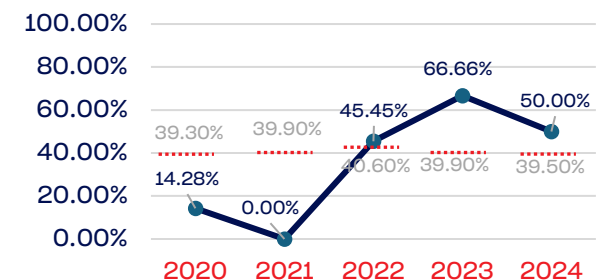
Standing Committees



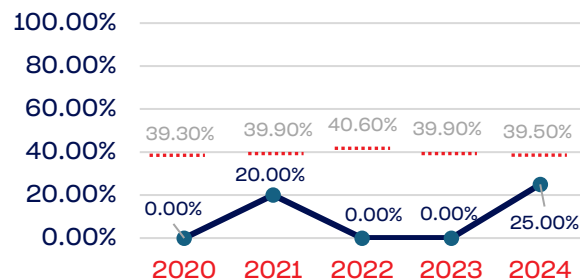
National Team Athletes



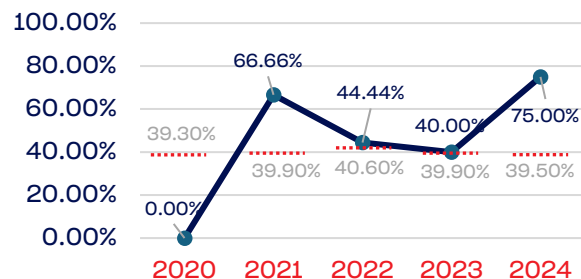
Development National Team Non-Athlete



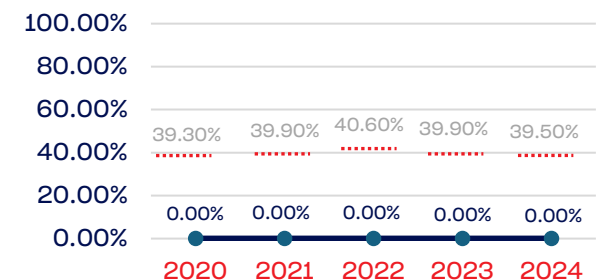
Professional Staff



National Team Non-Athlete



Part-Time Staff/Interns



USA ARTISTIC SWIMMING

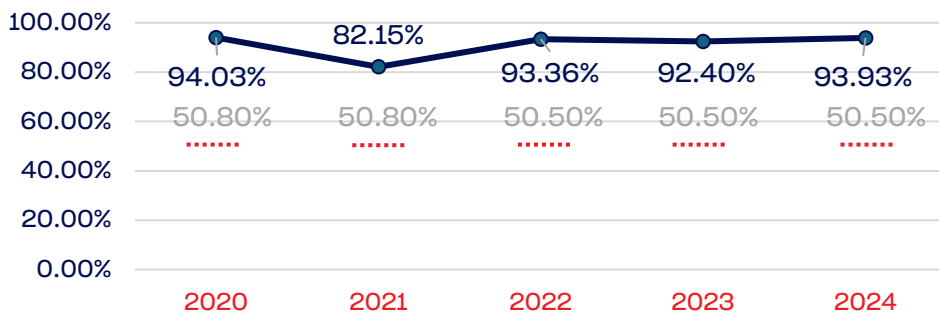
2024 DEMOGRAPHIC DATA



WOMEN

	Total Number	% Women	National %
Board of Directors	15	100.00	50.50
Standing Committees	60	95.00	50.50
Professional Staff	4	75.00	50.50
NGB Membership	5842	95.73	50.50
National Team Athletes	14	92.85	50.50
National Team Non-Athlete (Coaches and Support Staff)	4	100.00	50.50
Development National Team Athlete	28	92.85	50.50
Development National Team Non-Athlete (Coaches and Support Staff)	6	100.00	50.50
Part-Time Staff/Inters	0	0.00	50.50
Total	5973	95.71	
Average		93.93	

Year-Over-Year Averages (Past 5-Years)



Program and Initiative Notes/Highlights

Male athletes have recently become eligible for Olympic competition. There is an effort within Artistic Swimming to grow participation of male athletes, and USA Artistic Swimming is participating actively in those efforts.

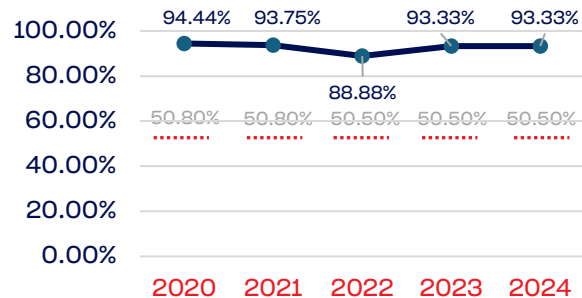
USA ARTISTIC SWIMMING

2024 DEMOGRAPHIC DATA

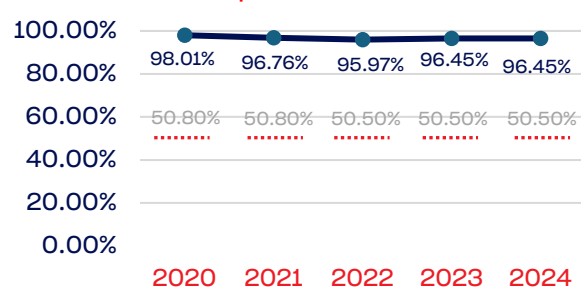


WOMEN

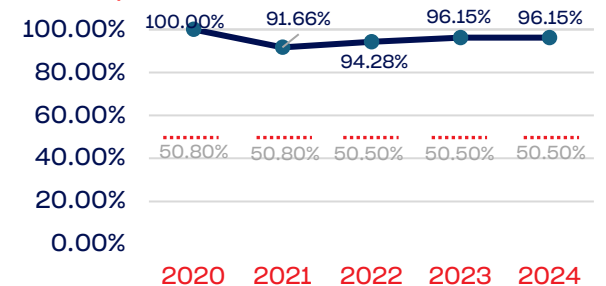
Board of Directors



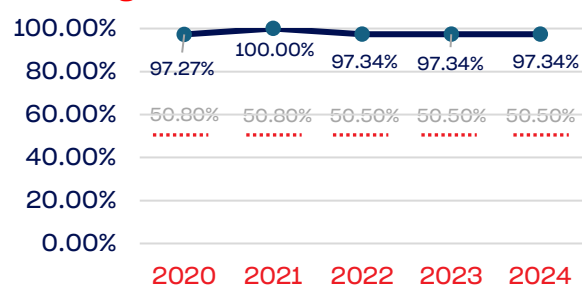
NGB Membership



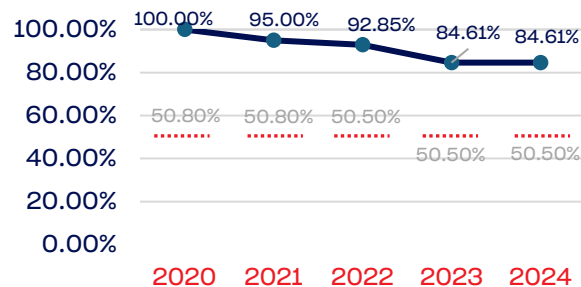
Development National Team



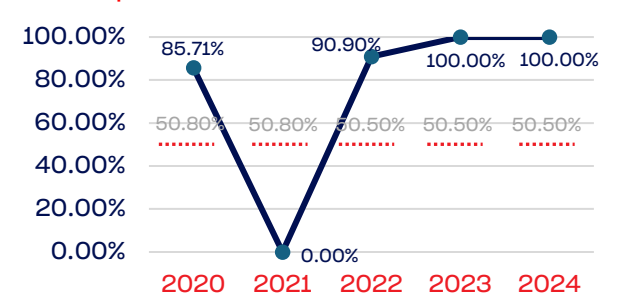
Standing Committees



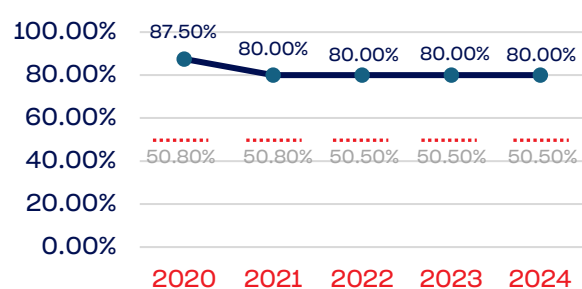
National Team Athletes



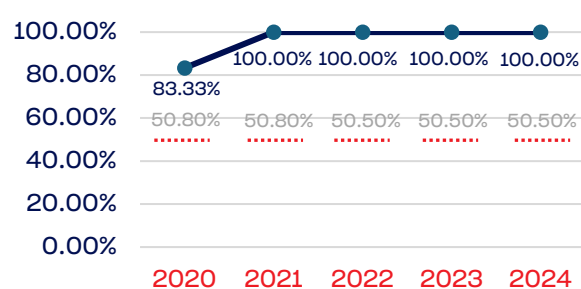
Development National Team Non-Athlete



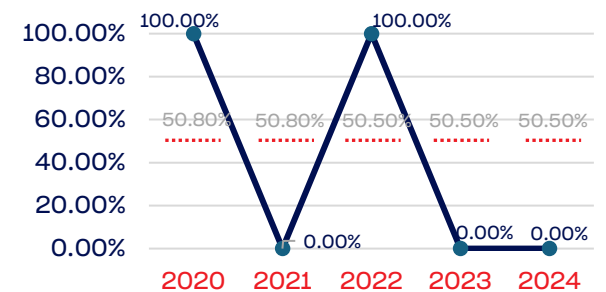
Professional Staff



National Team Non-Athlete



Part-Time Staff/Interns



USA ARTISTIC SWIMMING

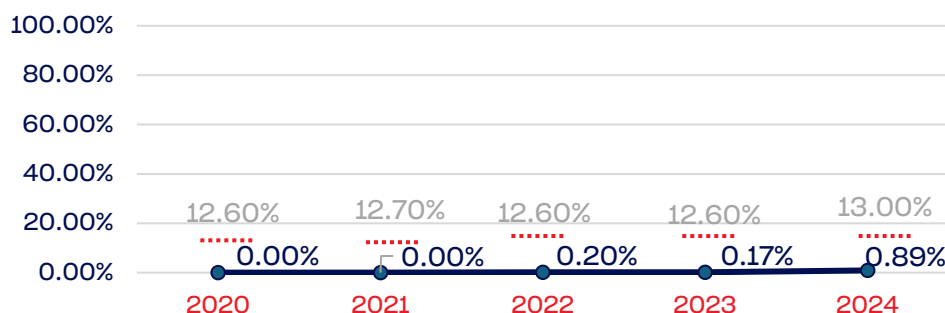
2024 DEMOGRAPHIC DATA



PERSONS WITH A DISABILITY

	Total Number	% Disability	National %
Board of Directors	15	0.00	13.00
Standing Committees	60	0.00	13.00
Professional Staff	4	0.00	13.00
NGB Membership	5842	0.01	13.00
National Team Athletes	14	7.14	13.00
National Team Non-Athlete (Coaches and Support Staff)	4	0.00	13.00
Development National Team Athlete	28	0.00	13.00
Development National Team Non-Athlete (Coaches and Support Staff)	6	0.00	13.00
Part-Time Staff/Inters	0	0.00	13.00
Total	5973	7.18	
Average		0.89	

Year-Over-Year Averages (Past 5-Years)



Program and Initiative Notes/Highlights

USA Artistic Swimming continues to promote their Athletes With Disabilities (AWD) competitions and are connecting clubs that currently serve AWD athletes with those that are interested and capable of developing their own programs.

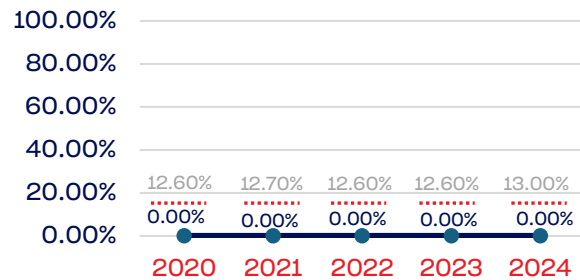
USA ARTISTIC SWIMMING

2024 DEMOGRAPHIC DATA

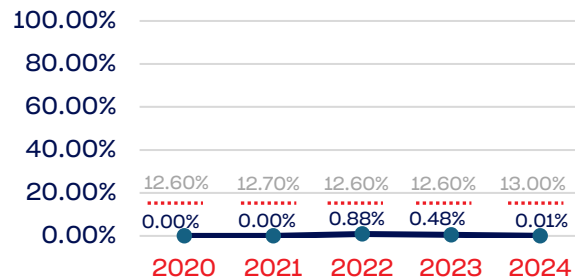


PERSONS WITH A DISABILITY

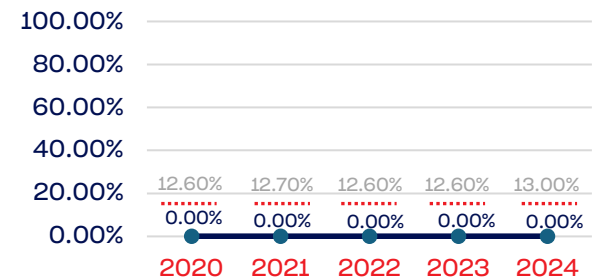
Board of Directors



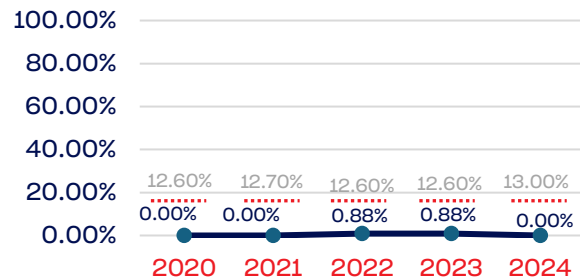
NGB Membership



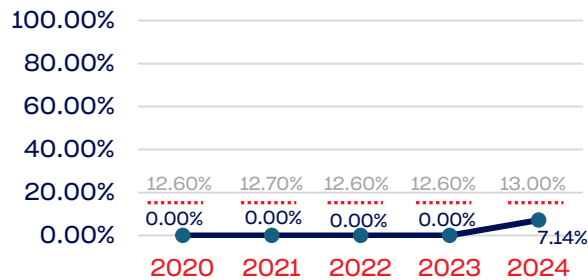
Development National Team



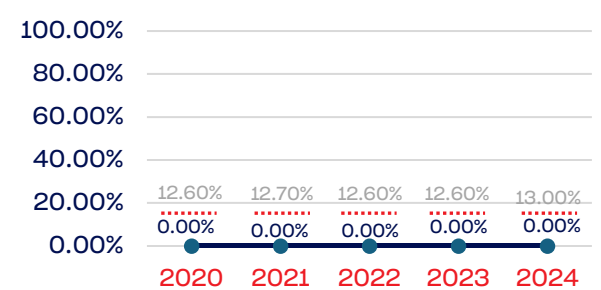
Standing Committees



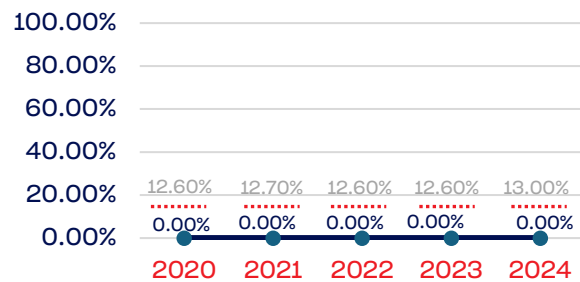
National Team Athletes



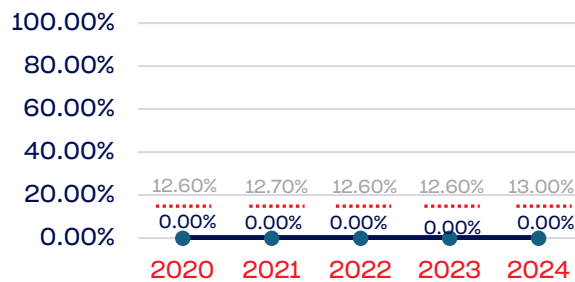
Development National Team Non-Athlete



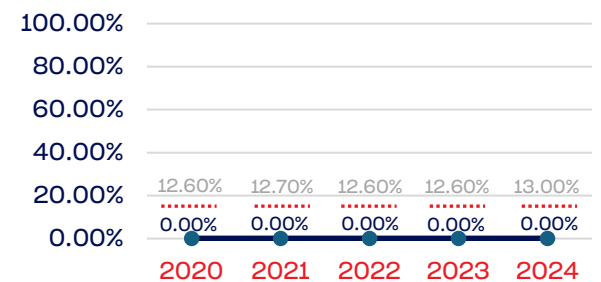
Professional Staff



National Team Non-Athlete



Part-Time Staff/Interns



USA ARTISTIC SWIMMING

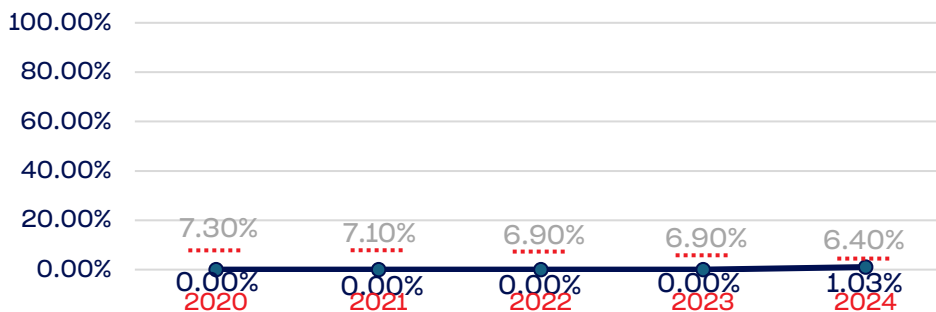
2024 DEMOGRAPHIC DATA



Veterans

	Total Number	% Veterans	National %
Board of Directors	15	0.00	6.4
Standing Committees	60	0.00	6.4
Professional Staff	4	0.00	6.4
NGB Membership	5842	1.07	6.4
National Team Athletes	14	7.14	6.4
National Team Non-Athlete (Coaches and Support Staff)	4	0.00	6.4
Development National Team Athlete	28	0.00	6.4
Development National Team Non-Athlete (Coaches and Support Staff)	6	0.00	6.4
Part-Time Staff/Inters	0	0.00	6.4
Total	5973	1.07	
Average		1.03	

Year-Over-Year Averages (Past 5-Years)



Program and Initiative Notes/Highlights

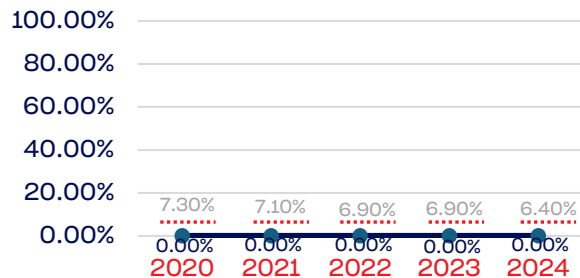
USA ARTISTIC SWIMMING

2024 DEMOGRAPHIC DATA

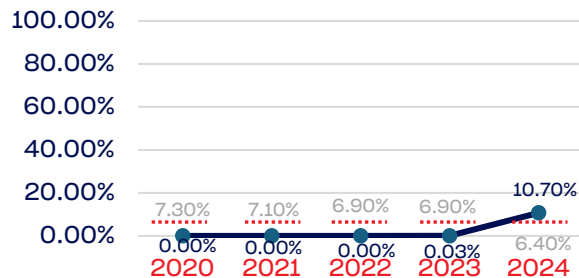


VETERANS

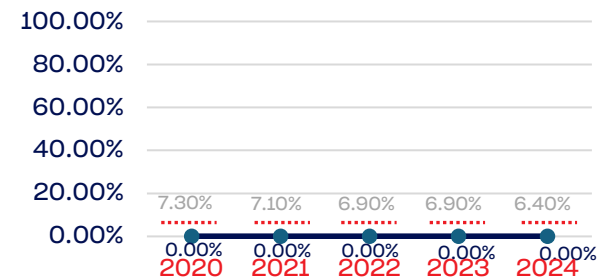
Board of Directors



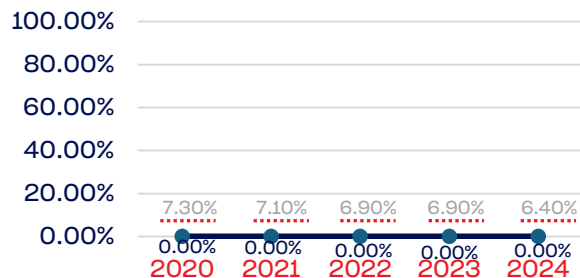
NGB Membership



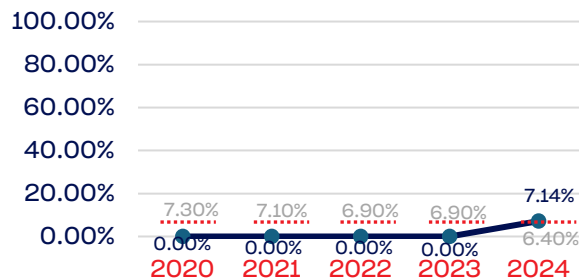
Development National Team



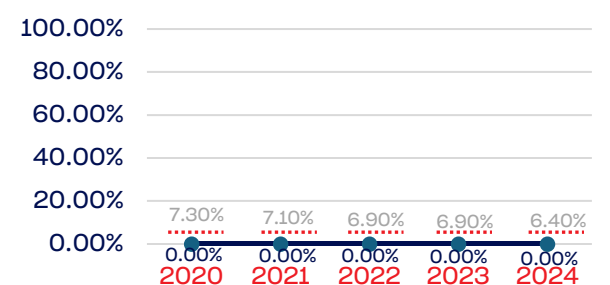
Standing Committees



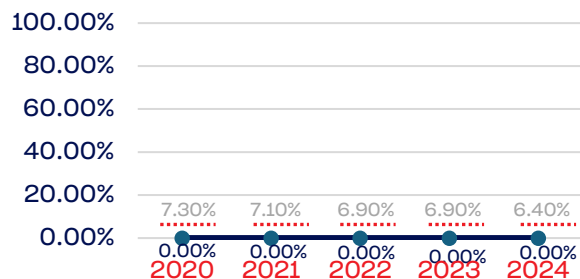
National Team Athletes



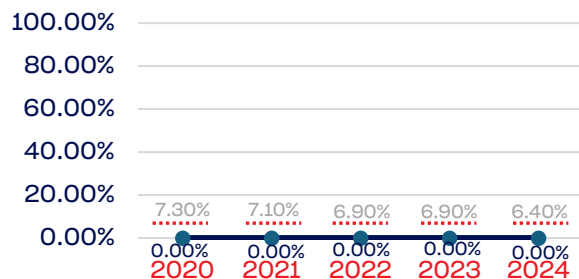
Development National Team Non-Athlete



Professional Staff



National Team Non-Athlete



Part-Time Staff/Interns

