



UNITED STATES
OLYMPIC & PARALYMPIC
COMMITTEE

2024

DEMOGRAPHIC DATA REPORT

USROWING



USRowing

USROWING

2024 DEMOGRAPHIC DATA



Demographic Data Collection And Preparation

Under Section 220511(2)(B) of the Ted Stevens Act, the USOPC is required to report annual demographic data from the previous year as of December 31. Once the data is collected, the USOPC works with a consultant to compile more than 4,000 data points into unique profiles for each NGB and one for the USOPC.

Significant Definitions

Board of Directors: The Board of Directors is the governing body of a nonprofit. Individuals who sit on the Board are responsible for overseeing the organization's activities.

Standing Committees: A permanent committee of the Board that meets regularly.

Professional Staff: Any paid full-time employee of an NGB.

NGB Membership: All individuals who are paying members of an NGB. This includes grassroots athletes through masters, as well as National Team athletes.

National Teams (Athletes): Athletes who are currently on a National Team as defined by the NGB. This includes the teams selected for that year's national or world championships or the Olympic/Paralympic Games.

National Teams (Coaches and Other Non-Athletes): Staff who assist with the National Teams as defined by the NGB. This includes coaches, trainers, logistics coordinators, medical personnel, etc.

Developmental National Teams (Athletes): Teams typically composed of emerging athletes who are training to eventually compete on the National Teams. These athletes are usually highly skilled individuals who are not fully ready to compete for the National Team.

Developmental National Teams (Coaches and Other Non-Athletes): Staff who assist with the Developmental National Teams as defined by the NGB. This includes coaches, trainers, logistics coordinators, medical personnel, etc.

Part-Time Employees/Interns: These are employees who assist with the operations of an NGB. They differ from professional staff in that they may be temporary or part-time employees.

National Percentages

National percentages are based off the latest data on the American Community Survey (ACS) data updated annually by the U.S. Census Bureau.

Chart Key

0.00% - Percent of Member/Staff
● — - Demographic Data

..... - National Percentage
0.00% - National Percentage

USROWING

2024 DEMOGRAPHIC DATA

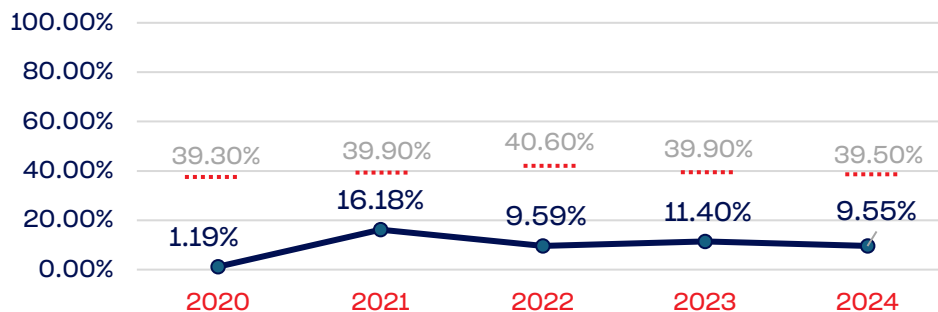


USRowing

PEOPLE OF COLOR

	Total Number	% People of Color	National %
Board of Directors	14	28.57	39.50
Standing Committees	27	22.22	39.50
Professional Staff	48	10.41	39.50
NGB Membership	78,909	16.22	39.50
National Team Athletes	51	3.92	39.50
National Team Non-Athlete (Coaches and Support Staff)	28	3.57	39.50
Development National Team Athlete	159	9.43	39.50
Development National Team Non-Athlete (Coaches and Support Staff)	51	5.88	39.50
Part-Time Staff/Inters	9	11.11	39.50
Total	79,296	16.20	
Average		12.37	

Year-Over-Year Averages (Past 5-Years)



Program and Initiative Notes/Highlights

We offer a mentorship program designed to support individuals who are typically underrepresented in rowing, including women. • We also provide scholarships to women coaches to aid in their professional growth such as to attend the Women's Coaches Conference. • We collaborate with organizations that promote the participation of women and girls in sports and have received a grant to promote and administer Body Confident Sport through our learning management system and our own USRowing camps. • In our contracts with LOCs for events, they must offer bathrooms that are gender neutral to accommodate non-binary members. [Click here to return to the online directory](#)

USROWING

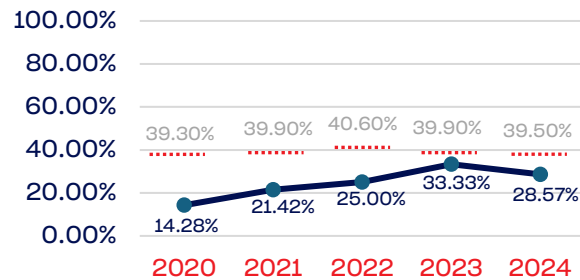
2024 DEMOGRAPHIC DATA



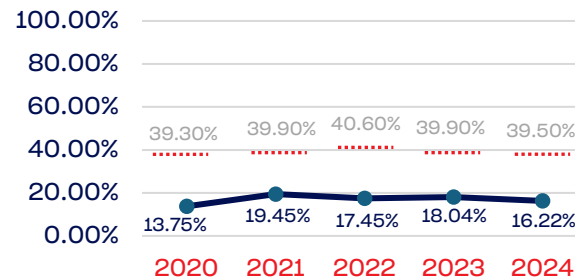
USRowing

PEOPLE OF COLOR

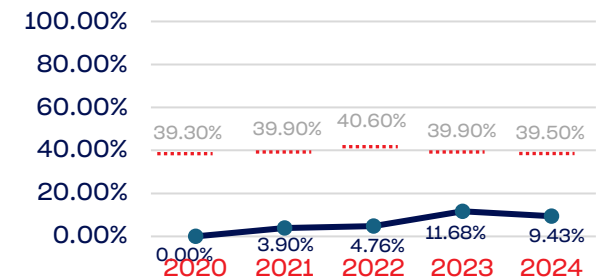
Board of Directors



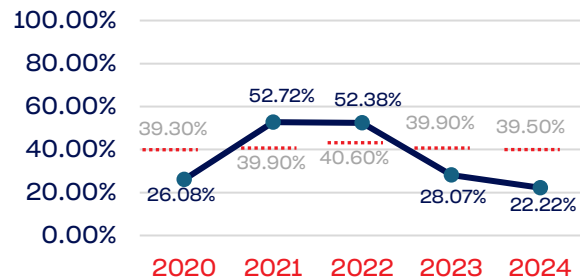
NGB Membership



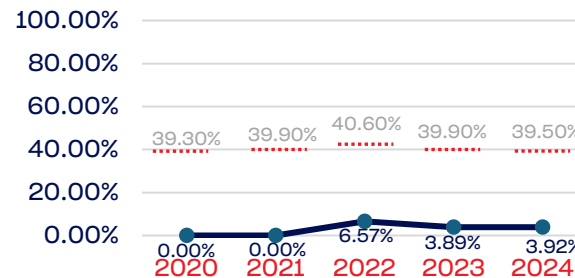
Development National Team



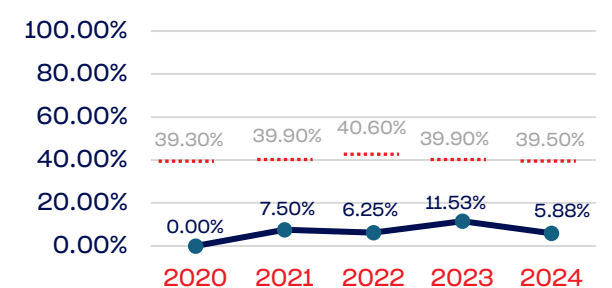
Standing Committees



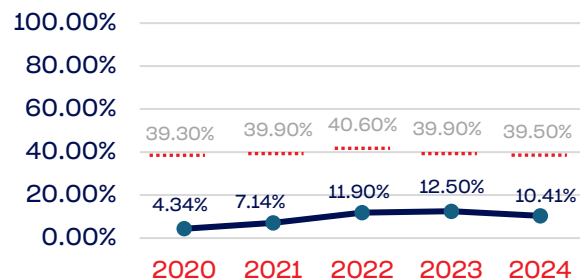
National Team Athletes



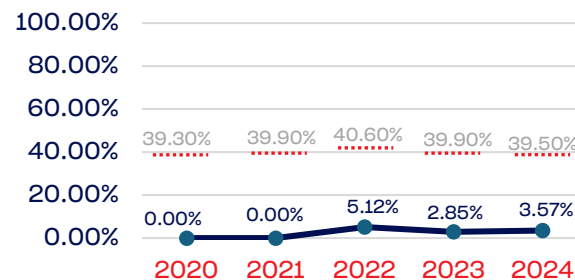
Development National Team Non-Athlete



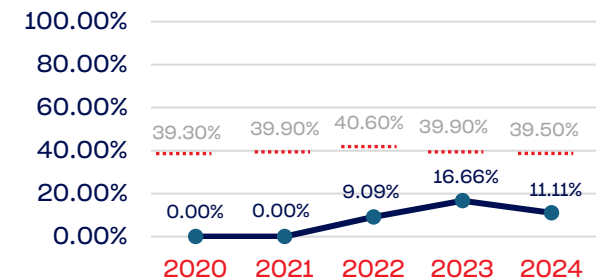
Professional Staff



National Team Non-Athlete



Part-Time Staff/Interns



USROWING

2024 DEMOGRAPHIC DATA

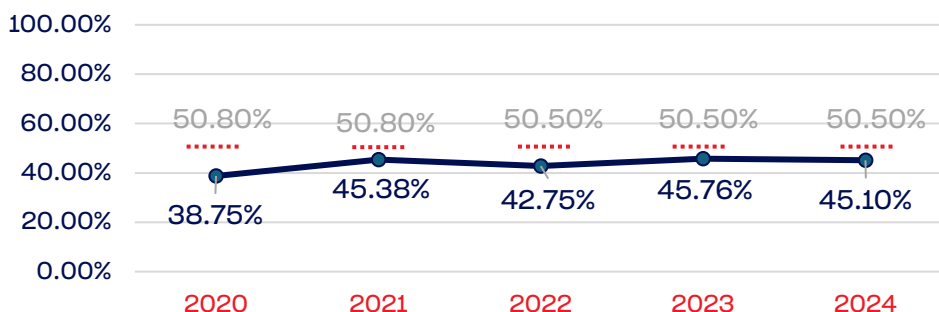


USRowing

WOMEN

	Total Number	% Women	National %
Board of Directors	14	42.85	50.50
Standing Committees	27	62.96	50.50
Professional Staff	48	62.50	50.50
NGB Membership	78909	51.64	50.50
National Team Athletes	51	58.82	50.50
National Team Non-Athlete (Coaches and Support Staff)	28	50.00	50.50
Development National Team Athlete	159	44.65	50.50
Development National Team Non-Athlete (Coaches and Support Staff)	51	50.98	50.50
Part-Time Staff/Inters	9	77.77	50.50
Total	79296	51.64	
Average		55.8	

Year-Over-Year Averages (Past 5-Years)



Program and Initiative Notes/Highlights

USRowing runs various initiatives to support the participation of People of Color, including:

- Scholarships to support coach certification and professional development to those who are underrepresented, including people of color Grants to organizations that are working to increase the diversity within their boathouse. This includes increasing the number of athletes of color in their boathouse
- Bringing visibility to people of color in rowing via our social media and communications
- 3-4 events are hosted annually that are specifically designed to recognize and celebrate athletes, coaches, parents, referees, and other community members of color
- USRowing recently launched an initiative to intentionally identify athletes and coaches of color that have the potential to be in the high-performance system

USROWING

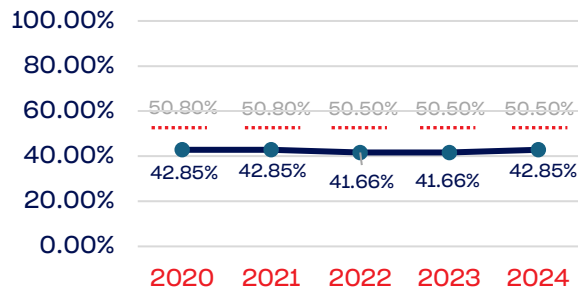
2024 DEMOGRAPHIC DATA



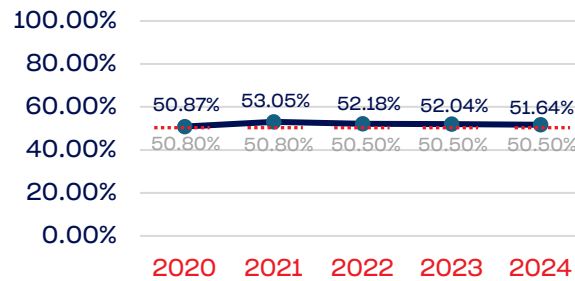
USRowing

WOMEN

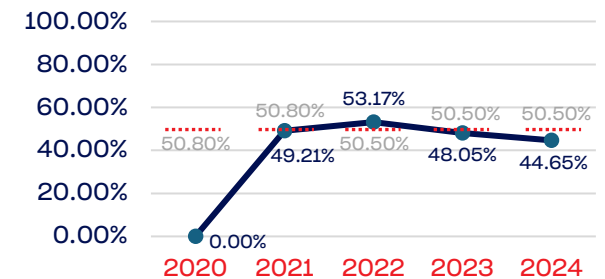
Board of Directors



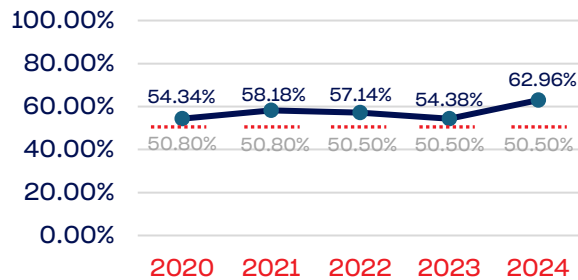
NGB Membership



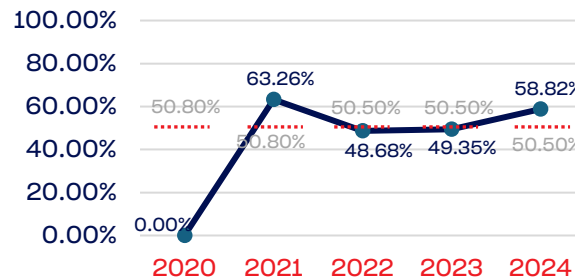
Development National Team



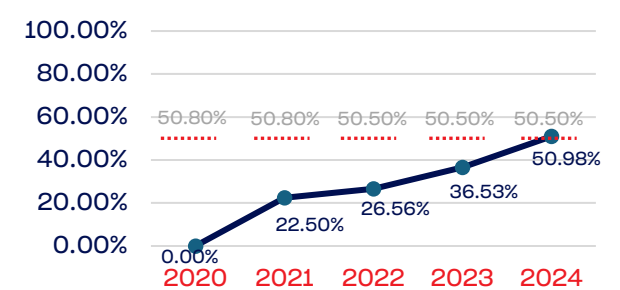
Standing Committees



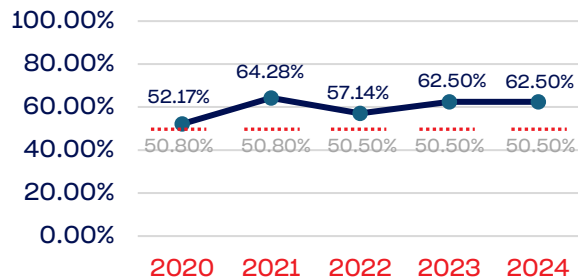
National Team Athletes



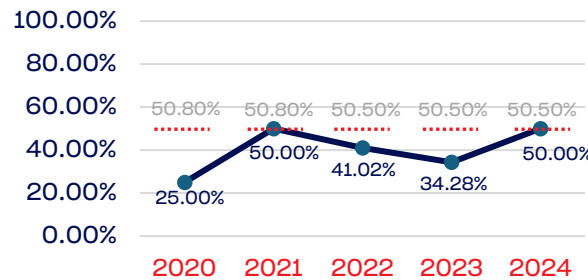
Development National Team Non-Athlete



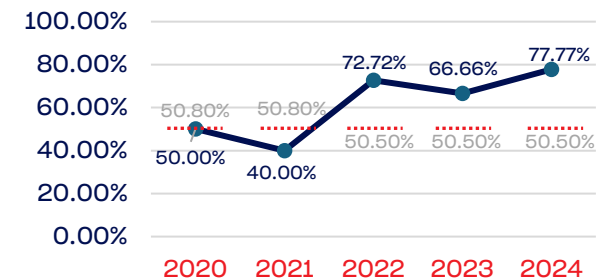
Professional Staff



National Team Non-Athlete



Part-Time Staff/Interns



USROWING

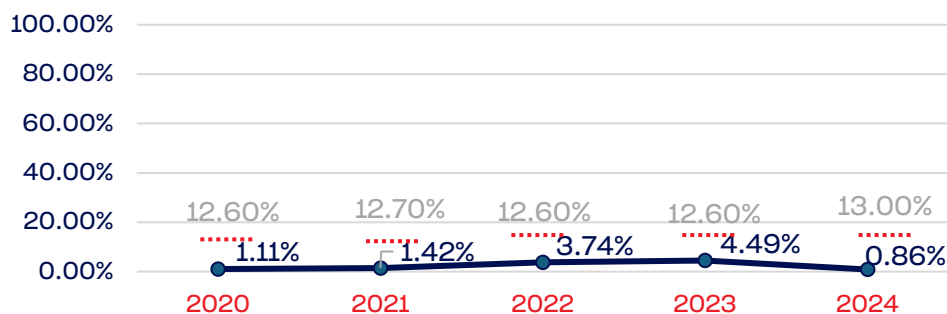
2024 DEMOGRAPHIC DATA



PERSONS WITH A DISABILITY

	Total Number	% Disability	National %
Board of Directors	14	7.14	13.00
Standing Committees	27	3.70	13.00
Professional Staff	48	4.16	13.00
NGB Membership	78909	2.14	13.00
National Team Athletes	51	0.00	13.00
National Team Non-Athlete (Coaches and Support Staff)	28	0.00	13.00
Development National Team Athlete	159	0.00	13.00
Development National Team Non-Athlete (Coaches and Support Staff)	51	1.96	13.00
Part-Time Staff/Inters	9	0.00	13.00
Total	79296	2.14	
Average		2.12	

Year-Over-Year Averages (Past 5-Years)



Program and Initiative Notes/Highlights

USRowing runs various initiatives to support the participation of persons with a disability, including:

- Awarding scholarships and grants to support coaches and athletes with disabilities.
- Providing opportunities for Para Classification at an athlete's demand and regionally to encourage participation.
- Hosting Para races at USRowing-owned events and encouraging sanctioned events to do the same.
- Implementing an accessible "Request for Accommodation" form available to all members for all USRowing-owned events
- Hosting free monthly calls open to any members to learn more about adaptive and Para rowing and supporting people with disabilities within their boathouses.

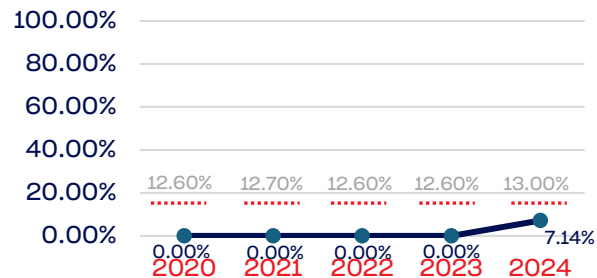
USROWING

2024 DEMOGRAPHIC DATA

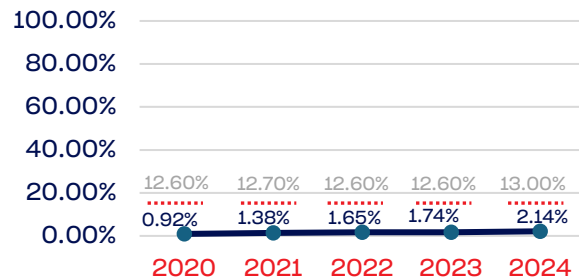


PERSONS WITH A DISABILITY

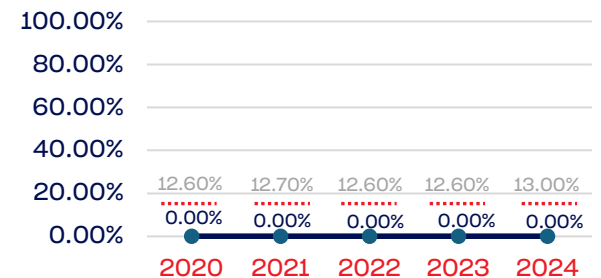
Board of Directors



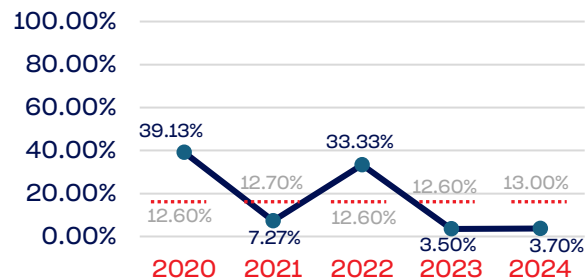
NGB Membership



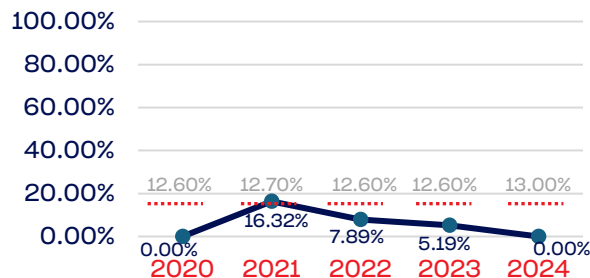
Development National Team



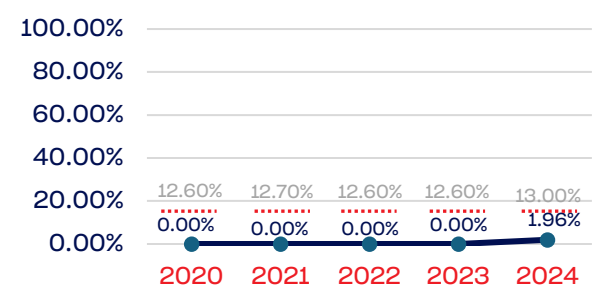
Standing Committees



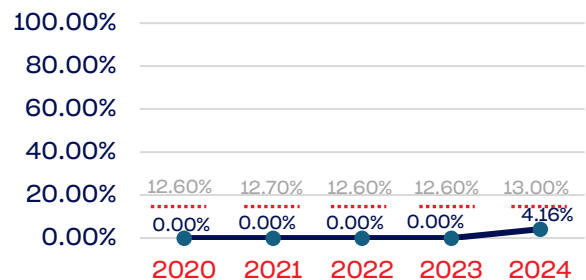
National Team Athletes



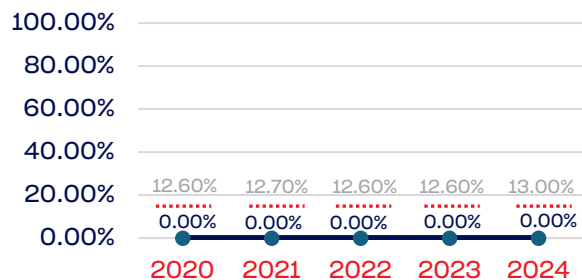
Development National Team Non-Athlete



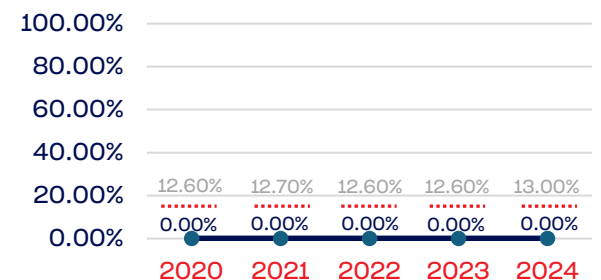
Professional Staff



National Team Non-Athlete



Part-Time Staff/Interns



USROWING

2024 DEMOGRAPHIC DATA

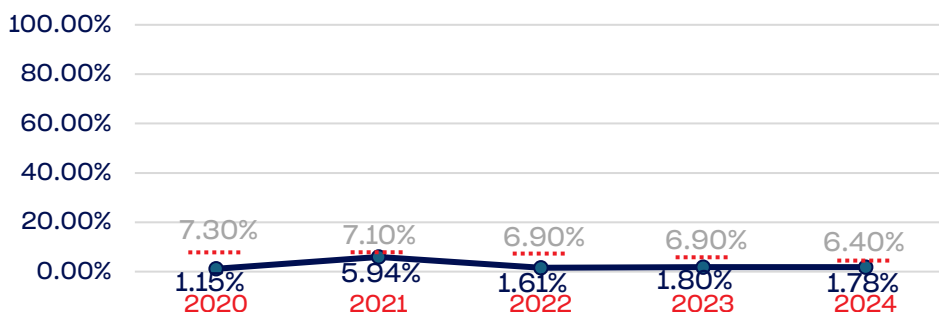


USRowing

Veterans

	Total Number	% Veterans	National %
Board of Directors	14	0.00	6.4
Standing Committees	27	3.70	6.4
Professional Staff	48	0.00	6.4
NGB Membership	78909	1.36	6.4
National Team Athletes	51	1.96	6.4
National Team Non-Athlete (Coaches and Support Staff)	28	0.00	6.4
Development National Team Athlete	159	0.62	6.4
Development National Team Non-Athlete (Coaches and Support Staff)	51	0.00	6.4
Part-Time Staff/Inters	9	11.11	6.4
Total	79296	1.36	
Average		2.08	

Year-Over-Year Averages (Past 5-Years)



Program and Initiative Notes/Highlights

From 2014 through 2024, USRowing provided approximately \$420,000 in support to about 30 organizations to Veterans across the US. Supporting over 1000 Veterans annually. USRowing provided clubs with equipment, funds for travel and competition, technical support in running quality programs, and more.

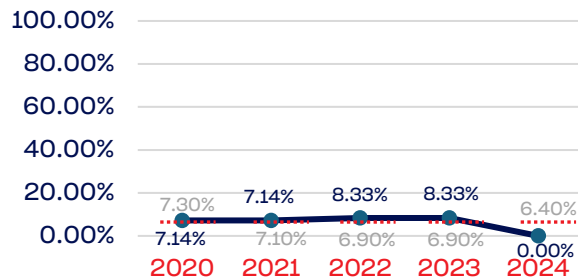
USROWING

2024 DEMOGRAPHIC DATA

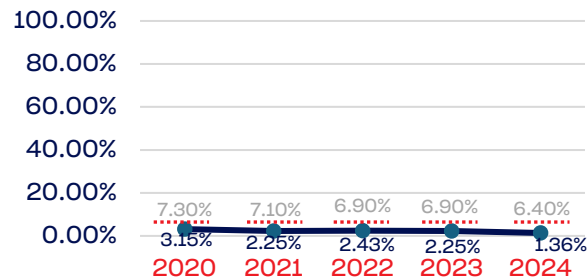


VETERANS

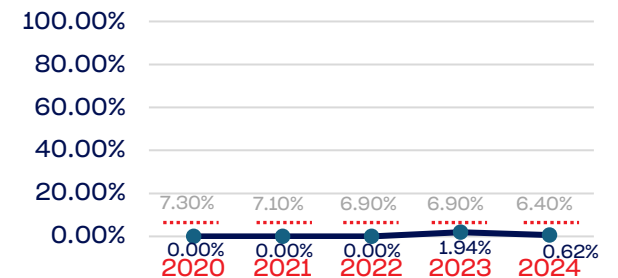
Board of Directors



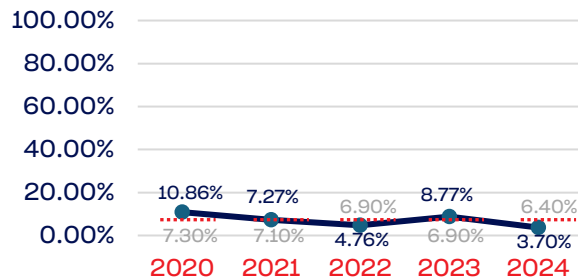
NGB Membership



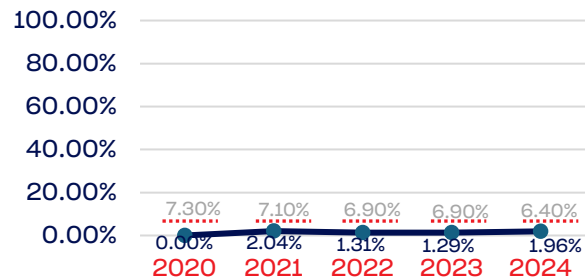
Development National Team



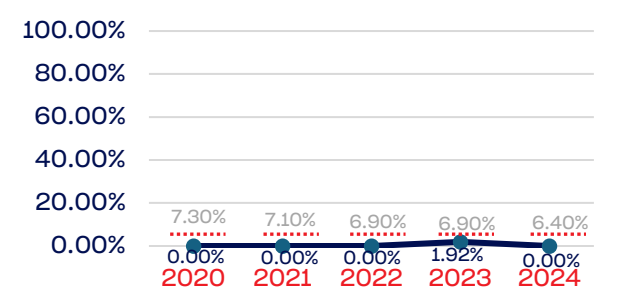
Standing Committees



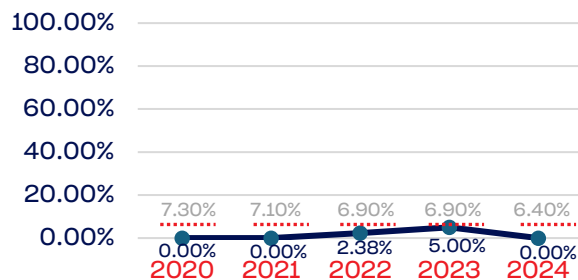
National Team Athletes



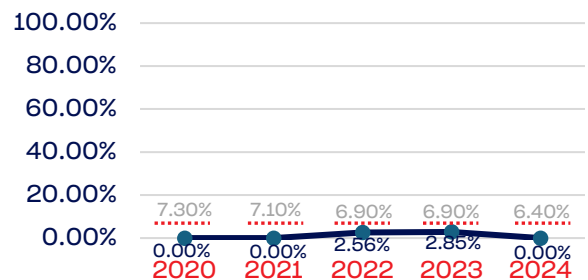
Development National Team Non-Athlete



Professional Staff



National Team Non-Athlete



Part-Time Staff/Interns

