



UNITED STATES  
OLYMPIC & PARALYMPIC  
COMMITTEE

# 2024

## DEMOGRAPHIC DATA REPORT

USA TABLE TENNIS



# USA TABLE TENNIS

## 2024 DEMOGRAPHIC DATA



### Demographic Data Collection And Preparation

Under Section 220511(2)(B) of the Ted Stevens Act, the USOPC is required to report annual demographic data from the previous year as of December 31. Once the data is collected, the USOPC works with a consultant to compile more than 4,000 data points into unique profiles for each NGB and one for the USOPC.

### Significant Definitions

**Board of Directors:** The Board of Directors is the governing body of a nonprofit. Individuals who sit on the Board are responsible for overseeing the organization's activities.

**Standing Committees:** A permanent committee of the Board that meets regularly.

**Professional Staff:** Any paid full-time employee of an NGB.

**NGB Membership:** All individuals who are paying members of an NGB. This includes grassroots athletes through masters, as well as National Team athletes.

**National Teams (Athletes):** Athletes who are currently on a National Team as defined by the NGB. This includes the teams selected for that year's national or world championships or the Olympic/Paralympic Games.

**National Teams (Coaches and Other Non-Athletes):** Staff who assist with the National Teams as defined by the NGB. This includes coaches, trainers, logistics coordinators, medical personnel, etc.

**Developmental National Teams (Athletes):** Teams typically composed of emerging athletes who are training to eventually compete on the National Teams. These athletes are usually highly skilled individuals who are not fully ready to compete for the National Team.

**Developmental National Teams (Coaches and Other Non-Athletes):** Staff who assist with the Developmental National Teams as defined by the NGB. This includes coaches, trainers, logistics coordinators, medical personnel, etc.

**Part-Time Employees/Interns:** These are employees who assist with the operations of an NGB. They differ from professional staff in that they may be temporary or part-time employees.

### National Percentages

National percentages are based off the latest data on the American Community Survey (ACS) data updated annually by the U.S. Census Bureau.

### Chart Key

0.00% - Percent of Member/Staff  
● — - Demographic Data

..... - National Percentage  
0.00% - National Percentage

# USA TABLE TENNIS

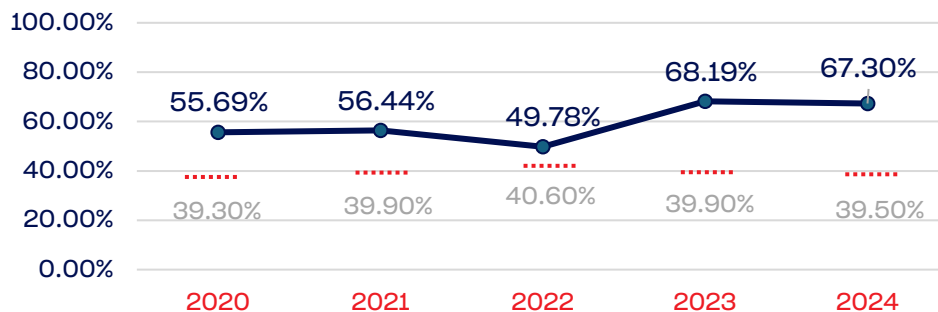
## 2024 DEMOGRAPHIC DATA



### PEOPLE OF COLOR

|   | Total Number  | % People of Color | National % |
|---|---------------|-------------------|------------|
| Board of Directors  | 12            | 58.33             | 39.50      |
| Standing Committees   | 14            | 42.85             | 39.50      |
| Professional Staff  | 4             | 50.00             | 39.50      |
| NGB Membership  | 14,000        | 67.85             | 39.50      |
| National Team Athletes  | 8             | 100.00            | 39.50      |
| National Team Non-Athlete (Coaches and Support Staff)             | 6             | 66.66             | 39.50      |
| Development National Team Athlete                                 | 50            | 80.00             | 39.50      |
| Development National Team Non-Athlete (Coaches and Support Staff) | 2             | 100.00            | 39.50      |
| Part-Time Staff/Inters  | 5             | 40.00             | 39.50      |
| <b>Total</b>  | <b>14,101</b> | <b>67.87</b>      |            |
| <b>Average</b>  |               | <b>67.30</b>      |            |

### Year-Over-Year Averages (Past 5-Years)



### Program and Initiative Notes/Highlights

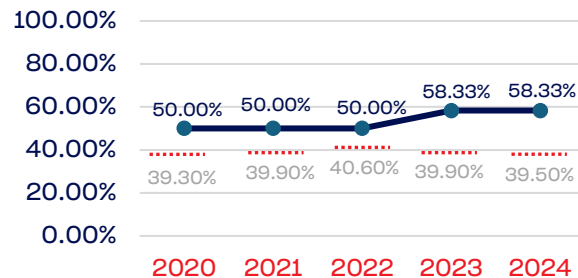
# USA TABLE TENNIS

## 2024 DEMOGRAPHIC DATA

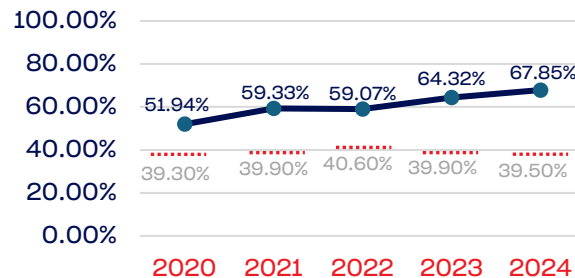


### PEOPLE OF COLOR

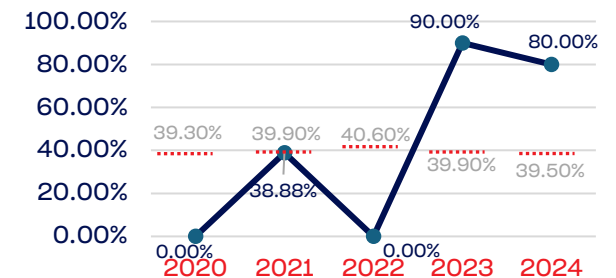
#### Board of Directors



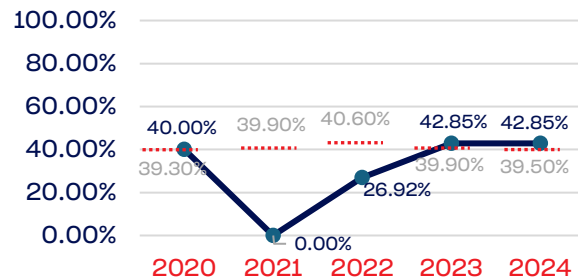
#### NGB Membership



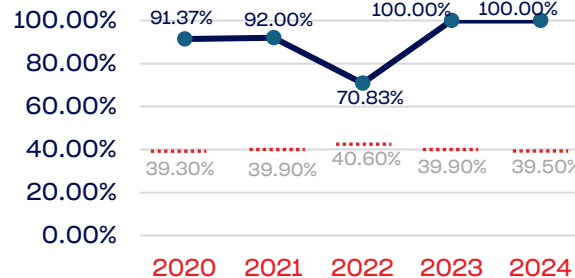
#### Development National Team



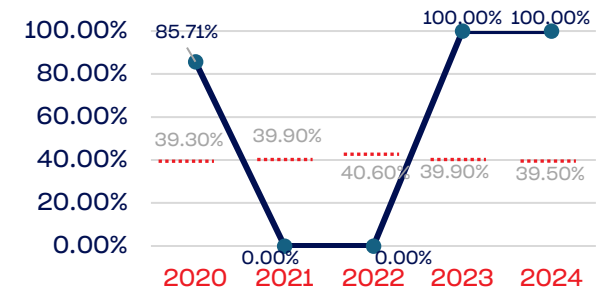
#### Standing Committees



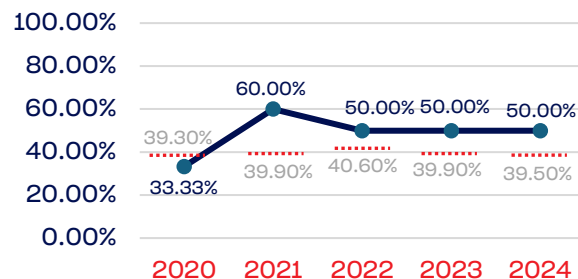
#### National Team Athletes



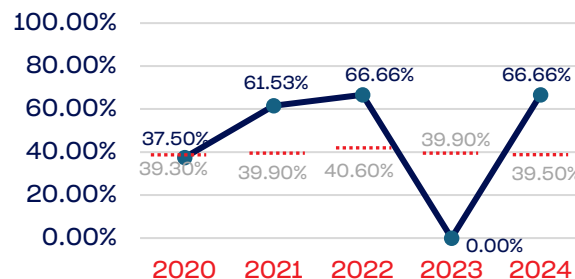
#### Development National Team Non-Athlete



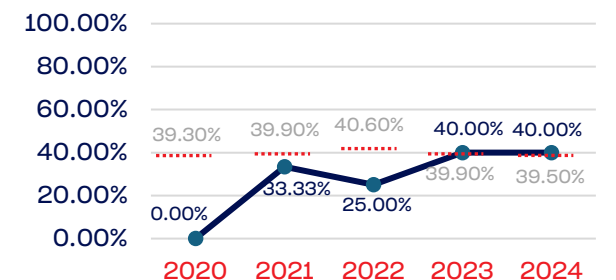
#### Professional Staff



#### National Team Non-Athlete



#### Part-Time Staff/Interns



# USA TABLE TENNIS

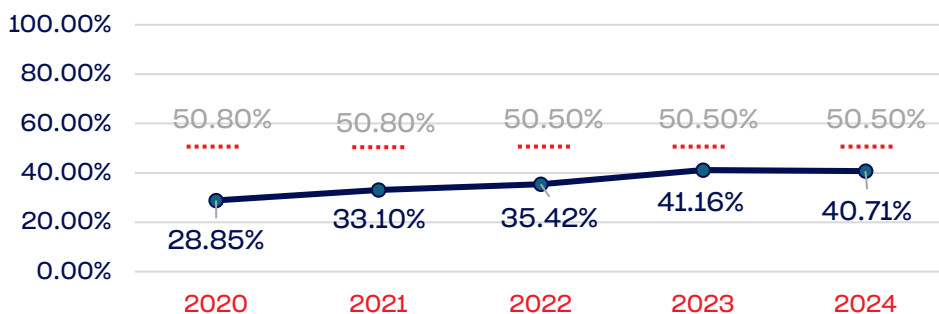
## 2024 DEMOGRAPHIC DATA



### WOMEN

|   | Total Number | % Women      | National % |
|---|--------------|--------------|------------|
| Board of Directors  | 12           | 16.66        | 50.50      |
| Standing Committees   | 14           | 14.28        | 50.50      |
| Professional Staff  | 4            | 50.00        | 50.50      |
| NGB Membership  | 14000        | 12.10        | 50.50      |
| National Team Athletes  | 8            | 50.00        | 50.50      |
| National Team Non-Athlete (Coaches and Support Staff)             | 6            | 33.33        | 50.50      |
| Development National Team Athlete                                 | 50           | 50.00        | 50.50      |
| Development National Team Non-Athlete (Coaches and Support Staff) | 2            | 100.00       | 50.50      |
| Part-Time Staff/Inters  | 5            | 40.00        | 50.50      |
| <b>Total</b>  | <b>14101</b> | <b>12.31</b> |            |
| <b>Average</b>  |              | <b>40.71</b> |            |

### Year-Over-Year Averages (Past 5-Years)



### Program and Initiative Notes/Highlights

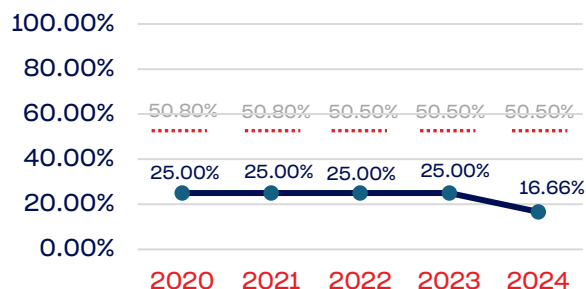
# USA TABLE TENNIS

## 2024 DEMOGRAPHIC DATA

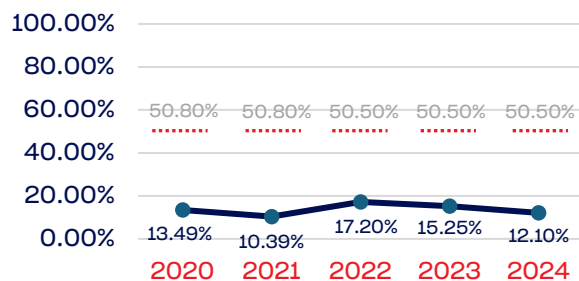


### WOMEN

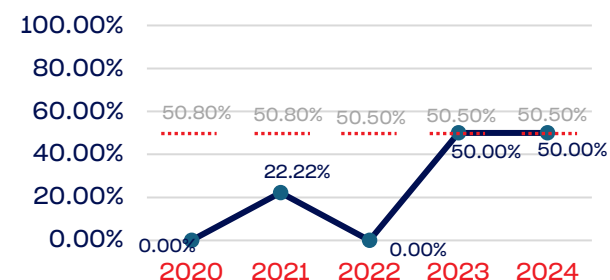
#### Board of Directors



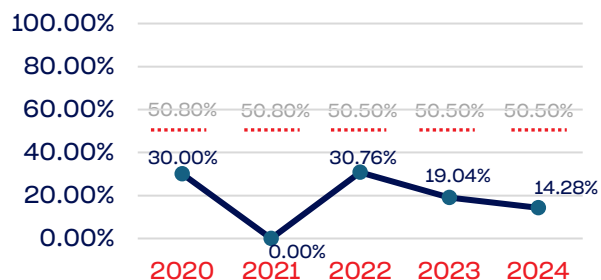
#### NGB Membership



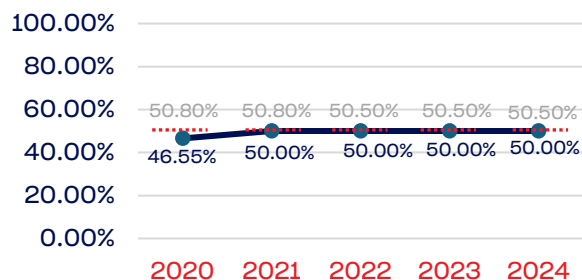
#### Development National Team



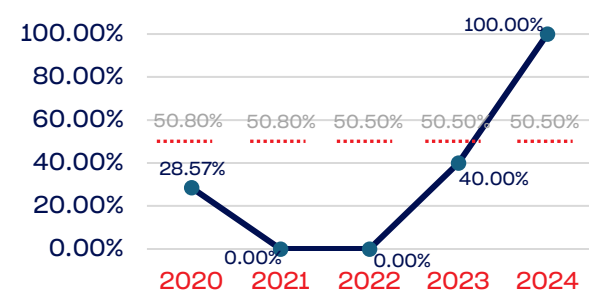
#### Standing Committees



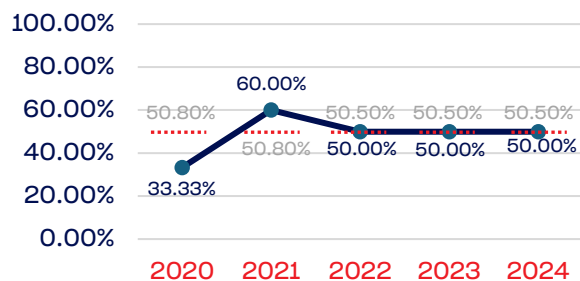
#### National Team Athletes



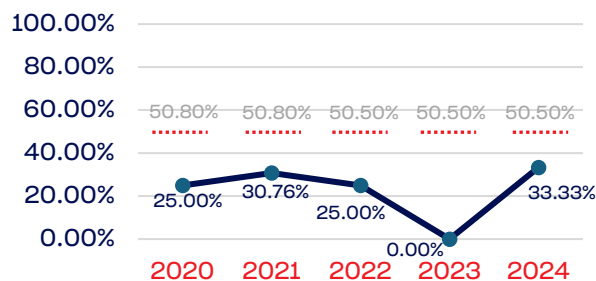
#### Development National Team Non-Athlete



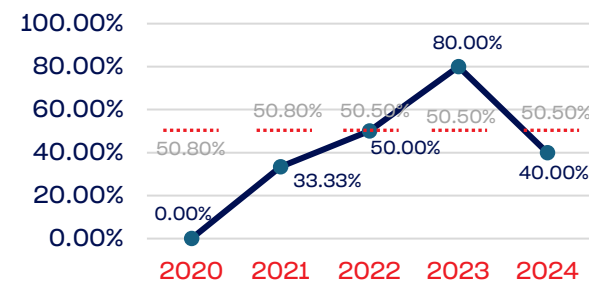
#### Professional Staff



#### National Team Non-Athlete



#### Part-Time Staff/Interns



# USA TABLE TENNIS

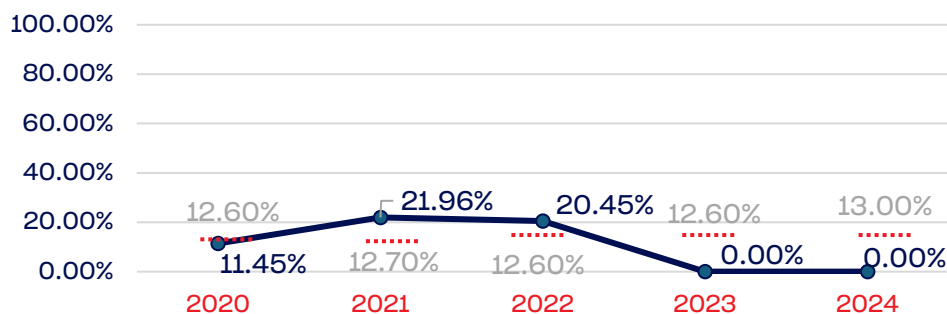
## 2024 DEMOGRAPHIC DATA



### PERSONS WITH A DISABILITY

|   | Total Number | % Disability | National % |
|---|--------------|--------------|------------|
| Board of Directors  | 12           | 0.00         | 13.00      |
| Standing Committees   | 14           | 0.00         | 13.00      |
| Professional Staff  | 4            | 0.00         | 13.00      |
| NGB Membership  | 14000        | 0.00         | 13.00      |
| National Team Athletes  | 8            | 0.00         | 13.00      |
| National Team Non-Athlete (Coaches and Support Staff)             | 6            | 0.00         | 13.00      |
| Development National Team Athlete                                 | 50           | 0.00         | 13.00      |
| Development National Team Non-Athlete (Coaches and Support Staff) | 2            | 0.00         | 13.00      |
| Part-Time Staff/Inters  | 5            | 0.00         | 13.00      |
| <b>Total</b>  | <b>14101</b> | <b>0</b>     |            |
| <b>Average</b>  |              | <b>0</b>     |            |

### Year-Over-Year Averages (Past 5-Years)



### Program and Initiative Notes/Highlights

USA Table Tennis started Para developmental program in 2023.

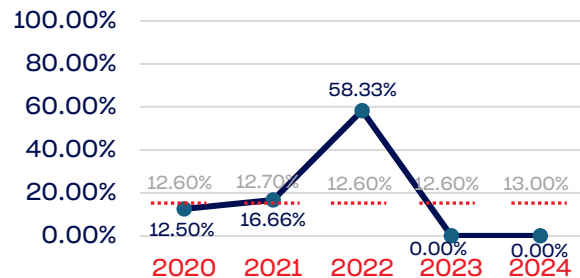
# USA TABLE TENNIS

## 2024 DEMOGRAPHIC DATA

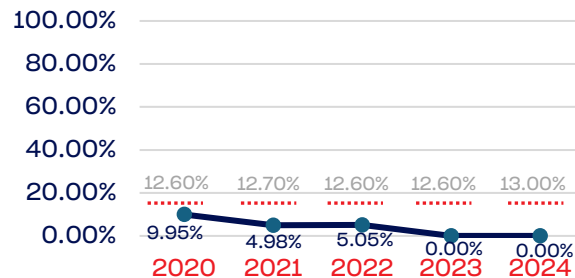


### PERSONS WITH A DISABILITY

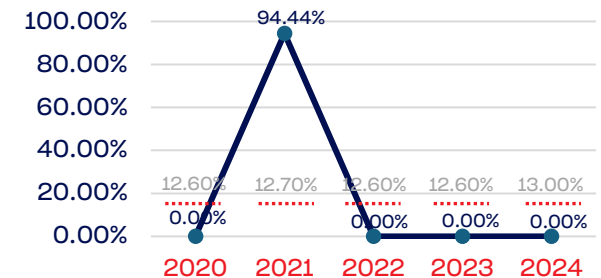
#### Board of Directors



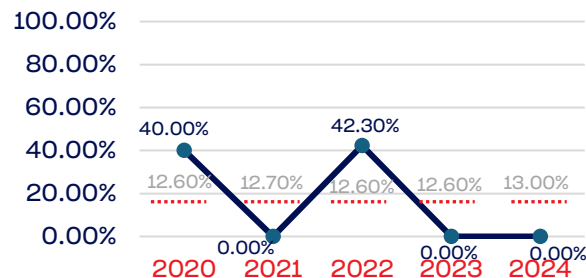
#### NGB Membership



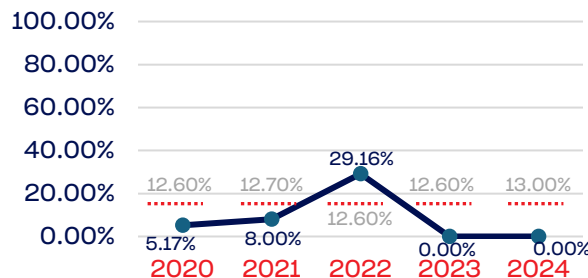
#### Development National Team



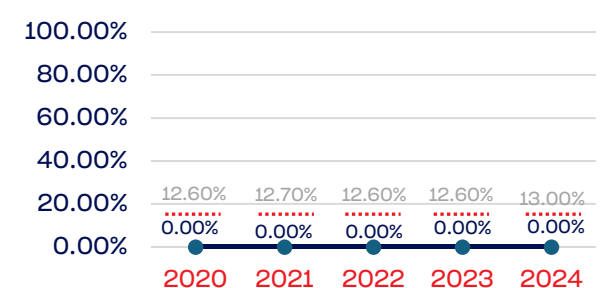
#### Standing Committees



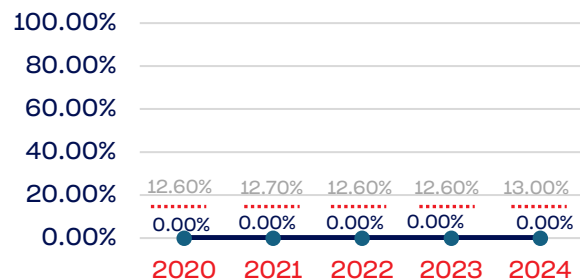
#### National Team Athletes



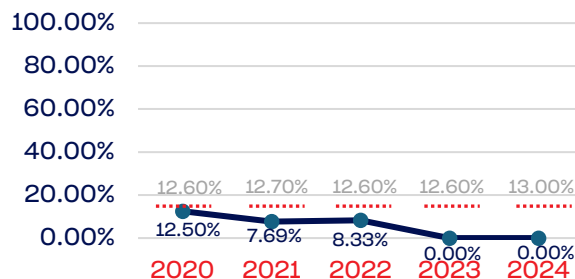
#### Development National Team Non-Athlete



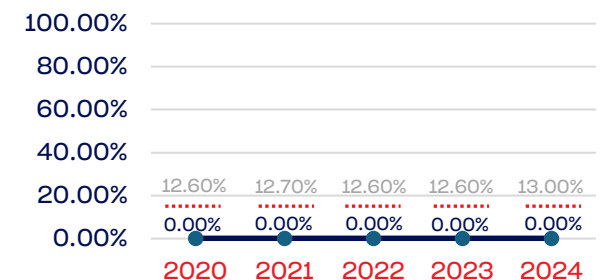
#### Professional Staff



#### National Team Non-Athlete



#### Part-Time Staff/Interns





# USA TABLE TENNIS

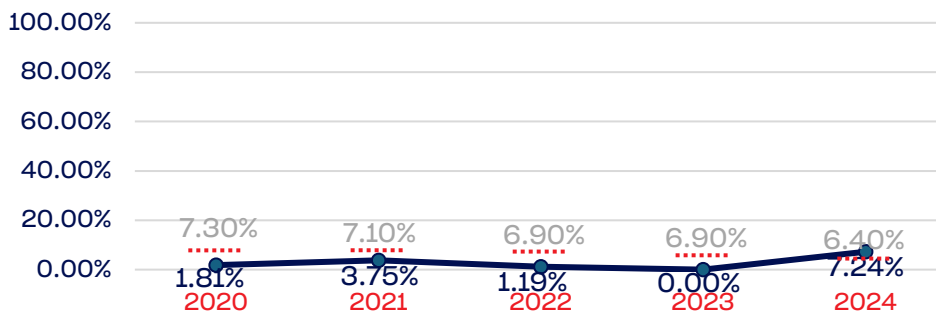
## 2024 DEMOGRAPHIC DATA



### Veterans

|   | Total Number | % Veterans  | National % |
|---|--------------|-------------|------------|
| Board of Directors  | 12           | 16.66       | 6.4        |
| Standing Committees   | 14           | 21.42       | 6.4        |
| Professional Staff  | 4            | 0.00        | 6.4        |
| NGB Membership  | 14000        | 0.45        | 6.4        |
| National Team Athletes  | 8            | 0.00        | 6.4        |
| National Team Non-Athlete (Coaches and Support Staff)             | 6            | 16.66       | 6.4        |
| Development National Team Athlete                                 | 50           | 10.00       | 6.4        |
| Development National Team Non-Athlete (Coaches and Support Staff) | 2            | 0.00        | 6.4        |
| Part-Time Staff/Inters  | 5            | 0.00        | 6.4        |
| <b>Total</b>  | <b>14101</b> | <b>0.52</b> |            |
| <b>Average</b>  |              | <b>7.24</b> |            |

### Year-Over-Year Averages (Past 5-Years)



### Program and Initiative Notes/Highlights

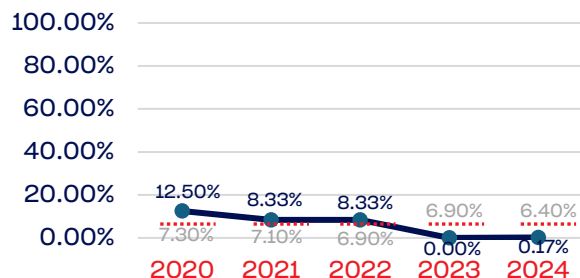
# USA TABLE TENNIS

## 2024 DEMOGRAPHIC DATA

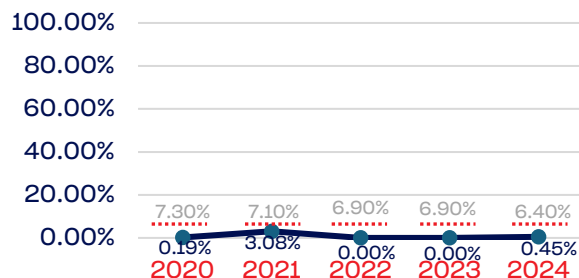


### VETERANS

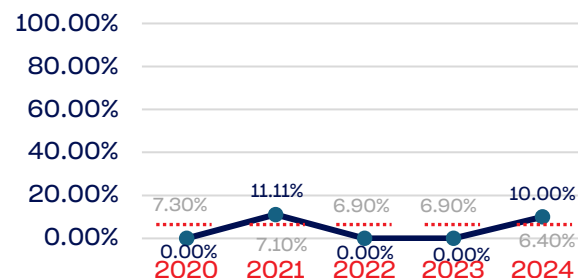
#### Board of Directors



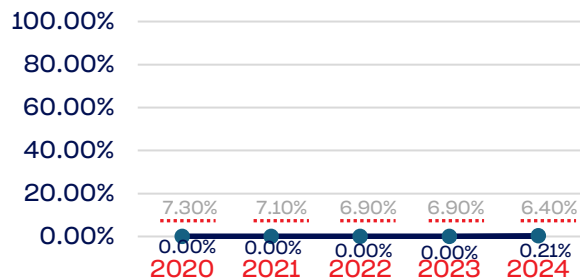
#### NGB Membership



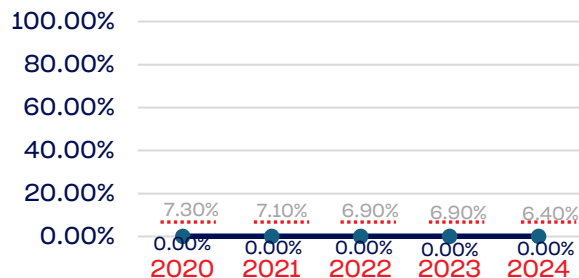
#### Development National Team



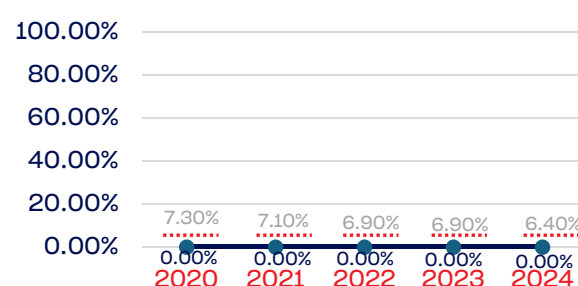
#### Standing Committees



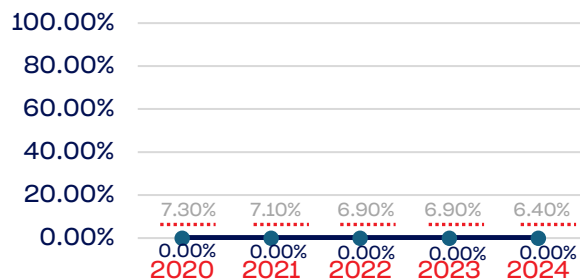
#### National Team Athletes



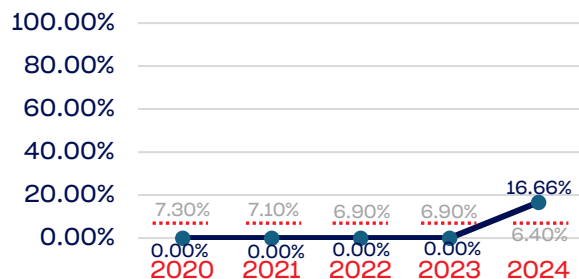
#### Development National Team Non-Athlete



#### Professional Staff



#### National Team Non-Athlete



#### Part-Time Staff/Interns

