

# TEAM USA

OLYMPIC HISTORY

Winter Edition







## LAKE PLACID 1932

Members of the Lake Placid Olympic gold medal-winning four-man bobsled team (from rear to front): brakeman Jay O'Brien, Eddie Eagan, Cliff Gray, and captain and driver Billy Fiske.

### *Credits:*

*The Team USA History Book is a production of the United States Olympic & Paralympic Committee.*

*All information contained in this edition is updated as of January 2026.*

*Design/Layout/Digital Publication: Brite Solutions*

*Editors: Ike Hartman, USOPC Communications*

*Photography: Getty Images, Crawford Family U.S. Olympic Archives, International Olympic Committee, U.S. Olympic & Paralympic Committee*

# Contents

## OLYMPIC HISTORY WINTER

Chronology  
Motto  
Creed  
Rings

## U.S. OLYMPIC HISTORY

Team Makeup  
Flagbearers (Opening Ceremony)  
Flagbearers (Closing Ceremony)  
Oath-Takers  
Torchbearers  
Podium Sweeps  
Medal Count By Day  
Winter/Summer Athletes

## ALL TIME MEDALS WINTER

### U.S. ALL-TIME MEDALS

By Year  
By Sport

### WORLD ALL-TIME MEDALS

Winter – Overall  
Winter – Men  
Winter – Women  
Winter – Open & Mixed

## INDIVIDUAL RECORDS WINTER

### U.S. INDIVIDUAL RECORDS

All-Time Medals – Men  
All-Time Medals – Women  
All-Time Gold Medals – Men  
All-Time Gold Medals – Women  
All-Time Silver Medals – Men  
All-Time Silver Medals – Women  
All-Time Bronze Medals – Men  
All-Time Bronze Medals – Women  
All-Time Medals, Individual Events – Men  
All-Time Medals, Individual Events – Women  
All-Time Gold Medals, Individual Events – Men  
All-Time Gold Medals, Individual Events – Women

All-Time Silver Medals, Individual Events – Men  
All-Time Silver Medals, Individual Events – Women  
All-Time Bronze Medals, Individual Events – Men  
All-Time Bronze Medals, Individual Events – Women  
Single Games Medals – Men  
Single Games Medals – Women  
Single Games Gold Medals – Men  
Single Games Gold Medals – Women  
Single Games Silver Medals – Men  
Single Games Silver Medals – Women  
Single Games Bronze Medals – Men  
Single Games Bronze Medals – Women  
Single Games Medals, Individual Events – Men  
Single Games Medals, Individual Events – Women  
Single Games Gold Medals, Individual Events – Men  
Single Games Gold Medals, Individual Events – Women  
Single Games Silver Medals, Individual Events – Men  
Single Games Silver Medals, Individual Events – Women  
Single Games Bronze Medals, Individual Events – Men  
Single Games Bronze Medals, Individual Events – Women  
Appearances – Men  
Appearances – Women  
Consecutive Appearances – Men  
Consecutive Appearances – Women  
Years Between Appearances – Men  
Years Between Appearances – Women  
Youngest Competitor – Men  
Youngest Competitor – Women  
Oldest Competitor – Men  
Oldest Competitor – Women  
Youngest Medalist – Men  
Youngest Medalist – Women  
Oldest Medalist – Men  
Oldest Medalist – Women  
Youngest Gold Medalist – Men  
Youngest Gold Medalist – Women  
Oldest Gold Medalist – Men  
Oldest Gold Medalist – Women  
Medal Years – Men  
Medal Years – Women  
Consecutive Medal Years – Men  
Consecutive Medal Years – Women

## YANGING 2022

Bronze medal winners  
Elana Meyers Taylor and  
Sylvia Hoffman,  
2-woman Bobsled.





2+ Medal Years – Men  
2+ Medal Years – Women  
3+ Medal Years – Men  
3+ Medal Years – Women  
Gold Medal Years – Men  
Gold Medal Years – Women  
2+ Gold Medal Years – Men  
2+ Gold Medal Years – Women  
3+ Gold Medal Years – Men  
3+ Gold Medal Years – Women  
Years Between Medals – Men  
Years Between Medals – Women  
Years Between Gold Medals – Men  
Years Between Gold Medals – Women  
Gold Medals, Same Event – Men  
Gold Medals, Same Event – Women  
Gold Medals, Same Individual Event – Men  
Gold Medals, Same Individual Event – Women  
Consecutive Gold Medals, Same Event – Men  
Consecutive Gold Medals, Same Event – Women  
Consecutive Gold Medals, Same Individual Event – Men  
Consecutive Gold Medals, Same Individual Event – Women



## **GOLDEN GENERATIONS**

Jack Shea –  
Lake Placid 1932

Jim Shea –  
Salt Lake 2002

Like grandfather, like grandson.  
Olympic champions Jack Shea  
(right), two-time Speed Skating  
gold medalist, and Jim Shea  
(left), skeleton gold medalist.





# OLYMPIC HISTORY

## WINTER



# OLYMPIC HISTORY - WINTER

## CHRONOLOGY

NO.	YEAR	HOST CITY	NATIONS	EVENTS	DISCIPLINES	MALE	FEMALE	ATHLETES
I	1924	Chamonix, France	19	17	10	300	13	313
II	1928	St. Moritz, Switzerland	25	13	8	435	28	463
<b>III</b>	<b>1932</b>	<b>Lake Placid, N.Y., USA</b>	<b>17</b>	<b>14</b>	<b>8</b>	<b>231</b>	<b>21</b>	<b>252</b>
IV	1936	Garmisch-Partenkirchen, Germany	28	17	8	588	80	668
V	1948	St. Moritz, Switzerland	28	22	9	591	77	668
VI	1952	Oslo, Norway	30	22	8	585	109	694
VII	1956	Cortina d'Ampezzo, Italy	32	24	8	689	132	821
<b>VIII</b>	<b>1960</b>	<b>Squaw Valley, Calif., USA</b>	<b>30</b>	<b>27</b>	<b>8</b>	<b>521</b>	<b>144</b>	<b>665</b>
IX	1964	Innsbruck, Austria	36	34	10	894	200	1,094
X	1968	Grenoble, France	37	35	10	949	211	1,160
XI	1972	Sapporo, Japan	35	35	10	802	206	1,008
XII	1976	Innsbruck, Austria	37	37	10	898	231	1,129
<b>XIII</b>	<b>1980</b>	<b>Lake Placid, N.Y., USA</b>	<b>37</b>	<b>38</b>	<b>10</b>	<b>837</b>	<b>235</b>	<b>1,072</b>
XIV	1984	Sarajevo, Yugoslavia	49	39	10	996	277	1,273
XV	1988	Calgary, Alberta, Canada	57	46	11	1,111	315	1,426
XVI	1992	Albertville, France	64	57	12	1,313	488	1,801
XVII	1994	Lillehammer, Norway	67	61	12	1,216	522	1,738
XVIII	1998	Nagano, Japan	72	68	14	1,391	789	2,180
<b>XIX</b>	<b>2002</b>	<b>Salt Lake, Utah, USA</b>	<b>77</b>	<b>78</b>	<b>15</b>	<b>1,513</b>	<b>886</b>	<b>2,399</b>
XX	2006	Torino, Italy	79	84	15	1,539	955	2,494
XXI	2010	Vancouver, British Columbia, Canada	82	86	15	1,503	1,033	2,536
XXII	2014	Sochi, Russia	88	98	15	1,660	1,120	2,780
XXIII	2018	PyeongChang, South Korea	92	102	15	1,680	1,242	2,922
XIV	2022	Beijing, China	91	109	15	1,507	1,364	2,871



## LAKE PLACID 1980

Goalie Jim Craig of the U.S. Olympic Men's Ice Hockey Team celebrates after the victory over Finland to win the gold medal. Team USA upset the Soviet Union in the semifinals, an achievement that came to be known as "The Miracle on Ice."



## MOTTO

The Olympic motto “Citius, Altius, Fortius” is Latin for “Faster, Higher, Braver,” but is universally accepted to mean “Swifter, Higher, Stronger.”


## CREED

“THE MOST IMPORTANT THING IN THE OLYMPIC GAMES IS NOT TO WIN BUT TO TAKE PART, JUST AS THE MOST IMPORTANT THING IN LIFE IS NOT THE TRIUMPH BUT THE STRUGGLE. THE ESSENTIAL THING IS NOT TO HAVE CONQUERED BUT TO HAVE FOUGHT WELL.”

The words of the Olympic Creed are attributed to Baron Pierre de Coubertin, the founder of the modern Olympic Games. De Coubertin adopted, and later quoted, the creed after hearing Ethelbert Talbot, the Bishop of Central Pennsylvania, speak at St. Paul’s Cathedral on July 19, 1908, during the London Games. The service was given for the Olympic athletes, who were all invited. Talbot’s exact words that day were: “The important thing in these Olympics is not so much winning as taking part.”

## RINGS

The Olympic symbol – five interlocked rings – represents the union of Africa, America, Asia, Oceania and Europe and the meeting of the athletes from throughout the world at the Olympic Games. The five colors of the rings from left to right are blue, black and red across the top and yellow and green along the bottom. The colors of the rings were chosen because at least one of these colors can be found in the flag of every nation.





# U.S. OLYMPIC HISTORY

## WINTER





## TEAM MAKEUP

YEAR	LOCATION	TOTAL	MEN	WOMEN
1924	Chamonix, FRA	24	22	2
1928	St. Moritz, SUI	24	21	3
1932	Lake Placid, USA	64	58	6
1936	Garmisch-Partenkirchen, GER	55	46	9
1948	St. Moritz, SUI	69	59	10
1952	Oslo, NOR	66	56	10
1956	Cortina d'Ampazzo, ITA	67	57	10
1960	Squaw Valley, USA	79	61	18
1964	Innsbruck, AUT	90	71	19
1968	Grenoble, FRA	96	75	21
1972	Sapporo, JPN	103	77	26
1976	Innsbruck, AUT	106	76	30
1980	Lake Placid, USA	101	76	25
1984	Sarajevo, YUG	107	77	30
1988	Calgary, CAN	117	86	31
1992	Albertville, FRA	147	97	50
1994	Lillehammer, NOR	147	95	52
1998	Nagano, JPN	186	105	81
2002	Salt Lake, USA	202	115	87
2006	Torino, ITA	204	117	87
2010	Vancouver, CAN	212	120	92
2014	Sochi, RUS	230	125	105
2018	PyeongChang, KOR	244	135	109
2022	Beijing, CHI	224	116	108



### OSLO 1952

Dick Button, two-time  
men's figure skating  
gold medalist

## SALT LAKE CITY

2002

Amy Peterson,  
Short Track Speed Skating





## FLAGBEARERS (OPENING CEREMONY)

At the Games, each country's team is preceded into the Olympic stadium by an athlete or delegation representative bearing the country's flag.



Erin Hamlin (luge) leads her teammates during the Opening Ceremony of the Olympic Winter Games South Korea 2018.

## FLAGBEARERS (CLOSING CEREMONY)

The flag bearer for the U.S. Olympic Team is chosen by the athletes. The practice of carrying in the nations' flags began at the Olympic Games London 1908.



Julie Chu (luge) leads her teammates during the Closing Ceremony of the Olympic Winter Games Sochi 2014.

### OPENING CEREMONY

1924	Clarence Abel, Ice Hockey	1984	Frank Masley, Luge
1928	Godfrey Dewey, President, Lake Placid Organizing Committee	1988	Lyle Nelson, Biathlon
1932	Billy Fiske, Bobsled	1992	Bill Koch, Cross-Country Skiing
1936	Rolf Monsen, Nordic Skiing	1994	Cammy Myler, Luge
1948	Jack Heaton, Bobsled	1998	Eric Flaim, Speed Skating
1956	Jim Bickford, Jr., Bobsled	2002	Amy Peterson, Speed Skating
1960	Donald McDermott, Speed Skating	2006	Chris Witty, Speed Skating
1964	William Disney, Speed Skating	2010	Mark Grimmette, Luge
1968	Richard McDermott, Speed Skating	2014	Todd Lodwick, Nordic Combined
1972	Dianne Holum, Speed Skating	2018	Erin Hamlin, Luge
1976	Cynthia Nelson, Alpine Skiing	2022	John Shuster, Curling Brittany Bowe, Speedskating
1980	Scott Hamilton, Figure Skating		

### CLOSING CEREMONY

1960	Donald McDermott, Speed Skating	1994	Dan Jansen, Speed Skating
1964	Jean Saubert, Alpine Skiing	1998	Cammi Granato, Ice Hockey
1968	Tim Wood, Figure Skating	2002	Brian Shimer, Bobsled
1972	Barbara Ann Cochran, Alpine Skiing	2006	Joey Cheek, Speed Skating
1976	Sheila Young, Speed Skating	2010	Bill Demong, Nordic Combined
1980	Eric Heiden, Speed Skating	2014	Julie Chu, Ice Hockey
1984	Phil Mahre, Alpine Skiing	2018	Jessie Diggins, Cross-Country Skiing
1988	Bonnie Blair, Speed Skating	2022	Elana Meyers Taylor, Bobsled
1992	Bonnie Blair, Speed Skating		



## OATH-TAKERS

The Olympic oath is a symbolic gesture of sportsmanship that began at the Olympic Games Antwerp 1920. One athlete from the host country takes an oath at the Opening Ceremony on behalf of all athletes, pledging to uphold the Olympic spirit of competition and fair play.

**Bold** indicates U.S. athlete or team.


1924	Camille Mandrillon, Skiing, France
1928	Hans Eidenbenz, Nordic Combined, Switzerland
<b>1932</b>	<b>John Amos "Jack" Shea, Speed Skating, USA</b>
1936	Wilhelm Bogner, Nordic Skiing, Germany
1948	Ricardo "Bibi" Torriani, Ice Hockey, Switzerland
1952	Torbjorn Falkanger, Ski Jumping, Norway
1956	Guiliana Chenal-Minuzzo, Alpine Skiing, Italy
<b>1960</b>	<b>Carol E. Heiss, Figure Skating, USA</b>
1964	Paul Aste, Bobsled, Austria
1968	Leo Lacroix, Alpine Skiing, France
1972	Keiichi Suzuki, Speed Skating, Japan
1976	Werner Delle-Karth, Bobsled, Austria
<b>1980</b>	<b>Eric Heiden, Speed Skating, USA</b>
1984	Bojan Krizaj, Alpine Skiing, Slovenia
1988	Pierre Harvey, Cross-Country Skiing, Canada
1992	Surya Bonaly, Figure Skating, France
1994	Vegard Ulvang, Cross-Country Skiing, Norway
1998	Kenji Ogiwara, Nordic Combined, Japan
<b>2002</b>	<b>Jim Shea, Jr., Skeleton, USA</b>
2006	Giorgio Rocca, Alpine Skiing, Italy
2010	Hayley Wickenheiser, Ice Hockey, Canada
2014	Ruslan Zakharov, Speed Skating, Russia
2018	Mo Tae-bum, Speed Skating, South Korea
2022	Wang Qiang, Cross-Country Skiing, China Liu Jiayu, Snowboard, China



## TORCHBEARERS

The idea of lighting an Olympic flame for the duration of the Games derives from the ancient Greeks who used a flame lit by the sun's rays at Olympia, Greece, the site of the original Games. The concept was revived at the Olympic Games Berlin 1936 and has remained an Olympic tradition. **Bold** indicates U.S. athlete or team.

1952	Eigil Nansen, Norway
1956	Guido Caroli, Italy
<b>1960</b>	<b>Kenneth Charles Henry, USA</b>
1964	Joseph Rieder, Austria
1968	Dr. Alain Calmat, France
1972	Hideki Takada, Japan
1976	Josef Feistmantl, Austria
<b>1980</b>	<b>Dr. Charles Morgan Kerr, USA</b>
1984	Sandra Dubravcic, Yugoslavia
1988	Robyn Perry, Canada
1992	Michel Platini, France Francois-Cyrille Grange, France
1994	Prince Haakon, Norway
1998	Midori Ito, Japan
<b>2002</b>	<b>1980 U.S. Olympic Men's Ice Hockey Team</b>
2006	Stefania Belmondo, Italy
2010	Catriona LeMay Doan, Canada Steve Nash, Canada Nancy Greene Raine, Canada Wayne Gretzky, Canada
2014	Vladislav Tretiak, Russia Irina Rodnina, Russia
2018	Yuna Kim, South Korea
2022	Dinigeer Yilamujiang, China Zhao Jiawen, China






## PODIUM SWEEPS

YEAR	SPORT	EVENT	M/W
1956	Figure Skating	Figure Skating - Singles	Men
2002	Snowboard	Snowboard - Halfpipe	Men
2014	Freestyle Skiing	Freestyle Skiing - Slopestyle	Men



Sochi 2014 - men's freestyle skiing slopestyle podium from left to right:  
Gus Kenworthy (silver), Joss Christensen (gold) and Nick Goepper (bronze).



Salt Lake 2002 - men's halfpipe snowboard podium from left to right:  
Danny Kass (silver), Ross Powers (gold) and J.J. Thomas (bronze).



## MEDAL COUNT BY DAY

	DAY 1	DAY 2	DAY 3	DAY 4	DAY 5	DAY 6	DAY 7	DAY 8	DAY 9	DAY 10	DAY 11	DAY 12	DAY 13	DAY 14	DAY 15	DAY 16	DAY 17
BEIJING 2022		1S		1S		1S	1G 1B	2G			2G 1S		1G 1S		1S		1S
PYEONGCHANG 2018				1G 1S	1G	1G 1B	1G 1S		1G					1G		1S	1S
SOCHI 2014		2G					1S	1G	1G					1G	1G	1G	1G
		1B				2B		1B	1B	1B		1S 1B		1B			
VANCOUVER 2010		1G 1S 2B		1G	1G	3G 1S 3B				1G				1G			
TORINO 2006		1G	1G 1S	2G 1S	1G		1G		1G 1S				1G		1G 1S		
SALT LAKE 2002			1G	1G	1G					1G		2G 1B	3G 1S 1B		1S		1B
NAGANO 1998			1G			1G					2G 1B		1G 1S	1S			
LILLEHAMMER 1994		1G		1G 1S		1S	1G	1G 1S				1G 1S	1G				
ALBERTVILLE 1992		1G		1G		1G				1G	1G						
CALGARY 1988			1G				1S		1G								
SARAJEVO 1984					2G 1S		1S			1G 1S							
LAKE PLACID 1980			1G 1S	1G			1G		1G		1G						



**MEDAL COUNT BY DAY** *(continued)*

	DAY 1	DAY 2	DAY 3	DAY 4	DAY 5	DAY 6	DAY 7	DAY 8	DAY 9	DAY 10	DAY 11	DAY 12	DAY 13	DAY 14	DAY 15	DAY 16	DAY 17
INNSBRUCK 1976		2S	1G	1S 1B	1B		1G 1B		1G								
SAPPORO 1972			1B	1B				1G	1G	1S							
GRENOBLE 1968		1G	3S		1B			2S									
INNSBRUCK 1964						1G	1S		1S								
			1B		1B				1B								
SQUAW VALLEY 1960		1S 1B	1G 1B		1S	1G 1S			1S								
CORTINA D'AMPEZZO 1956						1G	1G 1S 1B	1S									
OSLO 1952	1G		1G 2S			1G	1G										
						1B											

1980 Winter Olympics –  
Men's Singles Figure Skating, Scott Hamilton



1980 Winter Olympics – Opening Ceremonies






MEDAL COUNT BY DAY (continued)

	DAY 1	DAY 2	DAY 3	DAY 4	DAY 5	DAY 6	DAY 7	DAY 8	DAY 9	DAY 10	DAY 11	DAY 12	DAY 13	DAY 14	DAY 15	DAY 16	DAY 17
ST. MORITZ 1948		2S		1G 1S	1S		1G										
GARMISCH-PARTENKIRCHEN 1936						1B			1G 1B								
LAKE PLACID 1932	2G 1S	1G	1G														
						1B											
ST. MORITZ 1928							1G 1S										
			1B	1B													
CHAMONIX 1924	1G			1S													
								1B									
ANTWERP 1920																	
	1B																
LONDON 1909																	



1932 Winter Olympics – USA Women’s Figure Skating Team



1932 Winter Olympics – USA Speed Skating Team



## WINTER/SUMMER ATHLETES

NAME	SEASON	YEAR	SPORT	EVENT
Connie Carpenter-Phinney	Winter	1972	Speed Skating	1,500m
	Summer	1984	Cycling	Road Race, Individual
Willie Davenport	Summer	1964	Track & Field	110m Hurdles
	Summer	1968	Track & Field	110m Hurdles
	Summer	1972	Track & Field	110m Hurdles
	Summer	1976	Track & Field	110m Hurdles
	Winter	1980	Bobsled	Four-Man
Eddie Alvarez	Winter	2014	Speedskating	5,000m Relay
	Summer	2020	Baseball	
Eddie Eagan	Summer	1920	Boxing	Light-Heavyweight
	Summer	1924	Boxing	Heavyweight
	Winter	1932	Bobsled	Four-Man
David Gilman	Summer	1976	Canoe/Kayak	1,000m Kayak Singles
	Summer	1984	Canoe/Kayak	1,000m Kayak Fours
	Winter	1984	Luge	Singles
Lolo Jones	Summer	2008	Track & Field	100m Hurdles
	Summer	2012	Track & Field	100m Hurdles
	Winter	2014	Bobsled	Two-Man
Art Longsjø, Jr.	Winter	1956	Speed Skating	5,000m
	Summer	1956	Cycling	Team Pursuit, 4,000m
Connie Paraskevin-Young	Winter	1984	Speed Skating	500m
	Summer	1988	Cycling	Sprint, Individual
	Summer	1992	Cycling	Sprint, Individual
	Summer	1996	Cycling	Sprint, Individual
Arnold Uhrlass	Winter	1960	Speed Skating	5,000m, 10,000m
	Summer	1964	Cycling	Team Pursuit, 4,000m
Lauryn Williams	Summer	2004	Track & Field	100m, 100m Relay
	Summer	2008	Track & Field	100m, 100m Relay
	Summer	2012	Track & Field	100m Relay
	Winter	2014	Bobsled	Two-Man
Chris Witty	Winter	1994	Speed Skating	1,000m
	Winter	1998	Speed Skating	500m, 1,000m
	Summer	2000	Cycling	500m Time Trial
	Winter	2002	Speed Skating	500m, 1,000m, 1,500m
	Winter	2006	Speed Skating	500m, 1,000m

CHRIS  
WITTY





# ALL TIME MEDALS

WINTER





## U.S. ALL-TIME MEDALS

### BY YEAR

YEAR	GOLD	SILVER	BRONZE	TOTAL
1920	0	1	1	2
1924	1	2	1	4
1928	2	2	2	6
1932	6	4	2	12
1936	1	0	3	4
1948	3	4	2	9
1952	4	6	1	11
1956	2	3	2	7
1960	3	4	3	10
1964	1	2	4	7
1968	1	5	1	7
1972	3	2	3	8
1976	3	3	4	10
1980	6	4	2	12
1984	4	4	0	8
1988	2	1	3	6
1992	5	4	2	11
1994	6	5	2	13
1998	6	3	4	13
2002	10	13	11	34
2006	9	9	7	25
2010	9	15	13	37
2014	9	9	10	28
2018	9	8	6	23
2022	8	10	7	25
<b>TOTAL</b>	<b>113</b>	<b>123</b>	<b>96</b>	<b>332</b>

### NAGANO 1998

Alpine skier A.J. Kitt  
competed in downhill,  
super-G and  
combined events.





# U.S. ALL-TIME MEDALS

## BY SPORT

SPORT	M/W	GOLD	SILVER	BRONZE	TOTAL
Alpine Skiing	M	6	9	4	19
	W	11	12	6	29
	Total	17	21	10	48
Bobsled	M	21	25	18	64
	W	3	7	6	16
	Total	24	32	24	80
Cross Country Skiing	M	0	1	0	1
	W	2	1	1	4
	Total	2	2	1	5
Curling	M	5	0	5	10
Figure Skating	M	8	3	5	16
	W	7	8	8	23
	Mixed	11	10	28	49
	Total	26	21	41	88
Freestyle Skiing	M	6	9	5	20
	W	4	4	4	12
	Mixed	3	0	0	3
	Total	13	13	9	35
Ice Hockey	M	37	130	11	178
	W	43	85	20	148
	Total	80	215	31	326
Luge	M	0	1	0	1
	W	0	0	1	1
	Open	0	4	4	8
	Total	0	5	5	10
Nordic Combined	M	1	6	0	7
Short Track	M	2	11	13	26
	W	2	5	10	17
	Total	4	16	23	43
Skeleton	M	2	2	1	5
	W	1	2	0	3
	Total	3	4	1	8

SPORT	M/W	GOLD	SILVER	BRONZE	TOTAL
Ski Jumping	M	0	0	1	1
Snowboard	M	8	3	5	16
	W	8	5	5	18
	Mixed	2	0	0	2
	Total	18	8	10	36
Speed Skating	M	20	16	11	47
	W	10	9	14	33
	Total	30	25	25	80



**GRENOBLE 1968**

Peggy Fleming, women's figure skating gold medalist.

## WORLD ALL-TIME MEDALS

### WINTER - OVERALL

NATION	G	S	B	TOTAL	NATION	G	S	B	TOTAL
Norway	148	136	124	408	Czechoslovakia	2	8	16	26
<b>United States</b>	<b>114</b>	<b>122</b>	<b>96</b>	<b>332</b>	Slovenia	4	8	12	24
Germany	105	99	65	269	Poland	7	7	9	23
Austria	71	88	91	250	Unified Team	9	6	8	23
Canada	78	72	76	226	Belarus	8	7	5	20
Soviet Union	78	57	59	194	Australia	6	7	6	19
Sweden	68	53	61	182	Unified Team	8	6	5	19
Finland	46	65	65	176	of Germany				
Russia	55	57	59	171	Croatia	4	6	1	11
Switzerland	63	47	58	168	Hungary	2	2	6	10
Netherlands	53	49	45	147	Latvia	1	3	6	10
Italy	42	43	56	141	Liechtenstein	2	2	6	10
France	41	42	55	138	Slovakia	4	4	2	10
East Germany	39	36	35	110	Ukraine	3	2	4	9
China	22	32	23	77	Belgium	2	2	4	8
Korea	33	28	16	77	Estonia	4	2	2	8
Japan	17	29	30	76	Kazakhstan	1	3	4	8
Great Britain	13	7	21	41	Bulgaria	1	2	3	6
West Germany	11	15	13	39	New Zealand	2	2	2	6
Czech Republic	10	11	13	34	Spain	1	1	3	5
					Yugoslavia		3	1	4
					DPR Korea		1	1	2
					Luxembourg		2		2
					Rep. of Korea		2		2
					Denmark		1		1
					Romania			1	1
					Uzbekistan	1			1



LILLEHAMMER 1994

## AnneHENNING 1972





# WORLD ALL-TIME MEDALS

## WINTER - MEN

NATION	G	S	B	TOTAL
Norway	120	108	93	321
<b>United States</b>	<b>62</b>	<b>64</b>	<b>43</b>	<b>169</b>
Austria	45	48	60	153
Finland	36	47	41	124
Sweden	46	32	43	121
Switzerland	40	32	38	110
Canada	38	33	35	106
Germany	43	37	24	104
Soviet Union	41	28	34	103
Russia	24	29	31	84
Netherlands	25	31	27	83
France	26	20	35	81
Italy	23	25	26	74
East Germany	19	17	18	54
Japan	11	18	19	48
Korea	16	18	9	43
China	6	9	8	23
West Germany	6	9	6	21
Czechoslovakia	2	7	11	20
Great Britain	5	4	10	19
Poland	5	4	5	14
Slovenia		6	5	11
Czech Republic	2	3	5	10
Unified Team	4	2	4	10
of Germany				
Australia	2	5	2	9
Belarus	2	4	3	9
Belgium	1	2	3	6
Latvia	1	2	3	6
Croatia		4	1	5
Kazakhstan	1	2	2	5
Estonia	2	1	1	4

NATION	G	S	B	TOTAL
Liechtenstein		1	3	4
Unified Team	3	1		4
Hungary	2		1	3
Slovakia		1	2	3
Spain	1		2	3
Yugoslavia		2	1	3
Luxembourg		2		2
New Zealand	1		1	2
Ukraine	1	1		2
Bulgaria			1	1
Romania			1	1



**LAKE PLACID 1980**

Eric Heiden, Speed Skating  
gold medalist in 500-meters,  
1,000, 1,500 and 10,000.

## WINTER - WOMEN

NATION	G	S	B	TOTAL
<b>United States</b>	<b>48</b>	<b>51</b>	<b>43</b>	<b>142</b>
Germany	47	56	35	138
Canada	34	34	32	100
Norway	26	25	28	79
Austria	20	32	26	78
Soviet Union	27	21	22	70
Netherlands	28	18	18	64
Russia	22	17	23	62
Sweden	22	21	17	60
Switzerland	22	14	20	56
Italy	16	14	24	54
Finland	9	17	24	50
France	10	19	18	47
China	13	19	13	45
East Germany	15	17	12	44
Korea	17	9	7	33
Japan	6	10	11	27
Czech Republic	8	7	8	23
Great Britain	7	2	8	17
Unified Team	4	4	7	15
West Germany	4	5	4	13
Slovenia	3	2	7	12
Belarus	6	3	2	11
Australia	4	2	4	10

NATION	G	S	B	TOTAL
Poland	2	3	4	9
Slovakia	4	3		7
Unified Team	4	2	1	7
of Germany				
Croatia	4	2		6
Czechoslovakia		1	5	6
Liechtenstein	2	1	3	6
Ukraine	2	1	3	6
Bulgaria	1	2	2	5
Estonia	2	1	1	4
New Zealand	1	2	1	4
Kazakhstan		1	2	3
DPR Korea		1	1	2
Rep. of Korea		2		2
Spain		1	1	2
Belgium			1	1
Denmark		1		1
Uzbekistan	1			1
Yugoslavia		1		1
Yugoslavia		1		1

**Nagano 1998: U.S. Olympic Women's Ice Hockey Team celebrates winning the gold medal in the inaugural Olympic women's ice hockey event.**





# WORLD ALL-TIME MEDALS

WINTER - OPEN & MIXED				
NATION	G	S	B	TOTAL
United States	114	244	192	550
Germany	210	198	130	538
Austria	142	176	182	500
Norway	148	136	124	408
Canada	78	72	152	302
Italy	84	86	112	282
Soviet Union	78	114	59	251
East Germany	39	72	70	181
Russia	55	57	59	171
France	41	42	55	138
Finland	46	65		111
Switzerland	63	47		110
China	22	32	23	77
Sweden			61	61
West Germany	11	15	26	52

NATION	G	S	B	TOTAL
Great Britain	13	7	21	41
Japan		29		29
Korea		28		28
Unified Team	9	6	8	23
Latvia		3	12	15
Czech Republic		11		11
Hungary		2	6	8
Unified Team of Germany		6		6
Slovenia	4			4
Ukraine			4	4
Belgium	2			2

*\*Disqualifications announced by the IOC are considered in the above tables. However, medal upgrades may still be pending and are not included if they have not yet been officially announced by the IOC. The above tables for NOC medals are accurate as of February 2019.*



**GRENOBLE 1968**

## ALBERTVILLE 1992

Nancy Kerrigan, women's figure skating bronze medalist.





# INDIVIDUAL RECORDS

## WINTER





# U.S. INDIVIDUAL RECORDS

## ALL-TIME MEDALS - MEN

NO.	NAME	YEAR(S) COMPETING	SPORT	G-S-B
8	Apolo Anton Ohno	2002, 2006, 2010	Short Track	2-2-4
6	Bode Miller	1998, 2002, 2006, 2010, 2014	Alpine Skiing	1-3-2
5	Eric Heiden	1976, 1980	Speed Skating	5-0-0
5	Chad Hedrick	2006, 2010	Speed Skating	1-2-2
4	Shani Davis	2006, 2010, 2014, 2018	Speed Skating	2-2-0
3	Shaun White	2006, 2010, 2014, 2018, 2022	Snowboard	3-0-0
3	David Wise	2014, 2018, 2022	Freestyle Skiing	2-1-0
3	Patrick Martin	1948, 1952	Bobsled	1-2-0
3	Steven Holcomb	2006, 2010, 2014	Bobsled	1-2-0
3	Joey Cheek	2002, 2006	Speed Skating	1-1-1
3	Charlie White	2010, 2014	Figure Skating	1-1-1
3	Nathan Chen	2018, 2022	Figure Skating	1-1-1
3	Johnny Spillane	2002, 2006, 2010	Nordic Combined	0-3-0
3	John Heaton	1928, 1932, 1948	Skeleton/Bobsled	0-2-1
3	Nicholas Goepper	2014, 2018, 2022	Freestyle Skiing	0-2-1
3	John Celski	2010, 2014, 2018	Short Track	0-1-2

*\*43 athletes tied with two medals*

## ALL-TIME MEDALS - WOMEN

NO.	NAME	YEAR(S) COMPETING	SPORT	G-S-B
6	Bonnie Blair	1984, 1988, 1992, 1994	Speed Skating	5-0-1
5	Elana Meyers Taylor	2010, 2014, 2018, 2022	Bobsled	0-3-2
4	Dianne Holum	1968, 1972	Speed Skating	1-2-1
4	Cathy Turner	1992, 1994, 1998	Short Track	2-1-1
4	Jenny Potter	1998, 2002, 2006, 2010	Ice Hockey	1-2-1
4	Angela Ruggiero	1998, 2002, 2006, 2010	Ice Hockey	1-2-1
4	Julie Chu	2002, 2006, 2010, 2014	Ice Hockey	0-3-1
4	Julia Mancuso	2002, 2006, 2010, 2014	Alpine Skiing	1-2-1
4	Hilary Knight	2010, 2014, 2018, 2022	Ice Hockey	1-3-0

*\*24 athletes tied with three medals*

## ALL-TIME GOLD MEDALS - MEN

NO.	NAME	YEAR(S) COMPETING	SPORT
5	Eric Heiden	1976, 1980	Speed Skating
3	Shaun White	2006, 2010, 2014, 2018, 2022	Snowboard

*\*10 athletes tied with two gold medals*

## ALL-TIME GOLD MEDALS - WOMEN

NO.	NAME	YEAR(S) COMPETING	SPORT
5	Bonnie Blair	1984, 1988, 1992, 1994	Speed Skating
2	Andrea Mead-Lawrence	1948, 1952, 1956	Alpine Skiing
2	Cathy Turner	1992, 1994, 1998	Short Track
2	Mikaela Shiffrin	2014, 2018, 2022	Alpine Skiing
2	Jamie Anderson	2014, 2018, 2022	Snowboard
2	Chloe Kim	2018, 2022	Snowboard
2	Lindsey Jacobellis	2006, 2010, 2014, 2018, 2022	Snowboard

*\*74 athletes tied with one gold medal*



**CALGARY 1988**  
Speedskater Bonnie Blair competes in the 1,500-meter event.



## U.S. INDIVIDUAL RECORDS

### ALL-TIME SILVER MEDALS - MEN

NO.	NAME	YEAR(S) COMPETING	SPORT
3	Bode Miller	1998, 2002, 2006, 2010, 2014	Alpine Skiing
3	Johnny Spillane	2002, 2006, 2010	Nordic Combined

*\*15 athletes tied with two silver medals*

### ALL-TIME SILVER MEDALS - WOMEN

NO.	NAME	YEAR(S) COMPETING	SPORT
3	Leah Mueller	1972, 1976, 1980	Speed Skating
3	Julie Chu	2002, 2006, 2010, 2014	Ice Hockey
3	Hilary Knight	2010, 2014, 2018, 2022	Ice Hockey
3	Elana Meyers Taylor	2010, 2014, 2018, 2022	Bobsled

*\*22 athletes tied with two silver medals*



### ALL-TIME BRONZE MEDALS - MEN

NO.	NAME	YEAR(S) COMPETING	SPORT
4	Apolo Anton Ohno	2002, 2006, 2010	Short Track
2	Rusty Smith	1998, 2002, 2006	Short Track
2	Chad Hedrick	2006, 2010	Speed Skating
2	Bode Miller	1998, 2002, 2006, 2010, 2014	Alpine Skiing
2	John Celski	2010, 2014, 2018	Short Track
2	Alex Shibutani	2014, 2018	Figure Skating

*\*83 athletes tied with one bronze medal*

### ALL-TIME BRONZE MEDALS - WOMEN

NO.	NAME	YEAR(S) COMPETING	SPORT
2	Amy Peterson	1992, 1994, 1998, 2002	Short Track
2	Jennifer Rodriguez	1998, 2002, 2006, 2010	Speed Skating
2	Kelly Clark	2002, 2006, 2010, 2014, 2018	Snowboard
2	Lindsey Vonn	2002, 2006, 2010, 2018	Alpine Skiing
2	Elana Meyers Taylor	2010, 2014, 2018, 2022	Bobsled
2	Maia Shibutani	2014, 2018	Figure Skating
2	Brittany Bowe	2014, 2018, 2022	Speed Skating

*\*75 athletes tied with one bronze medal*

# U.S. INDIVIDUAL RECORDS

## ALL-TIME MEDALS, INDIVIDUAL EVENTS - MEN

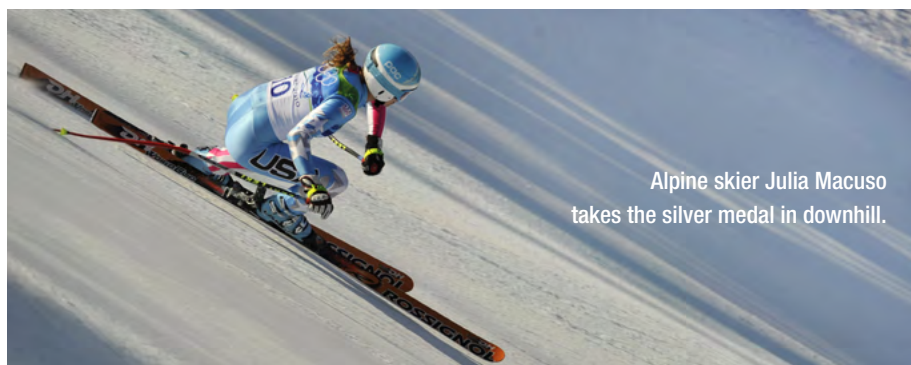
NO.	NAME	YEAR(S) COMPETING	SPORT	G-S-B
6	Apolo Anton Ohno	2002, 2006, 2010	Short Track	2-2-2
6	Bode Miller	1998, 2002, 2006, 2010, 2014	Alpine Skiing	1-3-2
5	Eric Heiden	1976, 1980	Speed Skating	5-0-0
4	Shani Davis	2006, 2010, 2014, 2018	Speed Skating	2-2-0
4	Chad Hedrick	2006, 2010	Speed Skating	1-1-2
3	Shaun White	2006, 2010, 2014, 2018, 2022	Snowboard	3-0-0
3	David Wise	2014, 2018, 2022	Freestyle Skiing	2-1-0
3	Joey Cheek	2002, 2006	Speed Skating	1-1-1
3	Nicholas Goepper	2014, 2018, 2022	Freestyle Skiing	0-2-1

\*16 athletes tied with two medals

## ALL-TIME MEDALS, INDIVIDUAL EVENTS - WOMEN

NO.	NAME	YEAR(S) COMPETING	SPORT	G-S-B
6	Bonnie Blair	1984, 1988, 1992, 1994	Speed Skating	5-0-1
4	Dianne Holum	1968, 1972	Speed Skating	1-2-1
4	Julia Mancuso	2002, 2006, 2010, 2014	Alpine Skiing	1-2-1
3	Mikaela Shiffrin	2014, 2018, 2022	Alpine Skiing	2-1-0
3	Jamie Anderson	2014, 2018, 2022	Snowboard	2-1-0
3	Sheila Young-Ochowicz	1972, 1976	Speed Skating	1-1-1
3	Chris Witty	1994, 1998, 2002, 2006	Speed Skating	1-1-1
3	Kelly Clark	2002, 2006, 2010, 2014, 2018	Snowboard	1-0-2
3	Lindsey Vonn	2002, 2006, 2010, 2018	Alpine Skiing	1-0-2
3	Leah Mueller	1972, 1976, 1980	Speed Skating	0-3-0

\*20 athletes tied with two medals



## TORINO 2006

Shaun White celebrates after winning the gold medal in Snowboard halfpipe.

## ALL-TIME GOLD MEDALS, INDIVIDUAL EVENTS - MEN

NO.	NAME	YEAR(S) COMPETING	SPORT
5	Eric Heiden	1976, 1980	Speed Skating
3	Shaun White	2006, 2010, 2014, 2018, 2022	Snowboard
2	Irving Jaffee	1928, 1932	Speed Skating
2	Jack Shea	1932	Speed Skating
2	Dick Button	1948, 1952	Figure Skating
2	Apolo Anton Ohno	2002, 2006, 2010	Short Track
2	Ted Ligety	2006, 2010, 2014, 2018	Alpine Skiing
2	Seth Wescott	2006, 2010	Snowboard
2	Shani Davis	2006, 2010, 2014, 2018	Speed Skating
2	David Wise	2014, 2018, 2022	Freestyle Skiing

\*29 athletes tied with one gold medal

## ALL-TIME GOLD MEDALS, INDIVIDUAL EVENTS - WOMEN

NO.	NAME	YEAR(S) COMPETING	SPORT
5	Bonnie Blair	1984, 1988, 1992, 1994	Speed Skating
2	Andrea Mead-Lawrence	1948, 1952, 1956	Alpine Skiing
2	Cathy Turner	1992, 1994	Short Track
2	Mikaela Shiffrin	2014, 2018, 2022	Alpine Skiing
2	Jamie Anderson	2014, 2018, 2022	Snowboard
2	Chloe Kim	2018, 2022	Snowboard

\*29 athletes tied with one gold medal



# U.S. INDIVIDUAL RECORDS

## PYEONGCHANG 2018

Lyndsey Vonn competes in the Ladies' Downhill.



## ALL-TIME SILVER MEDALS, INDIVIDUAL EVENTS - MEN

NO.	NAME	YEAR(S) COMPETING	SPORT
3	Bode Miller	1998, 2002, 2006, 2010, 2014	Alpine Skiing
2	John Heaton	1928, 1948	Skeleton
2	Daniel Kass	2002, 2006	Snowboard
2	Apolo Anton Ohno	2002, 2006, 2010	Short Track
2	Shani Davis	2006, 2010, 2014, 2018	Speed Skating
2	Johnny Spillane	2002, 2006, 2010	Nordic Combined
2	Nicholas Goepper	2014, 2018, 2022	Freestyle Skiing

\*29 athletes tied with one silver medal

## ALL-TIME SILVER MEDALS, INDIVIDUAL EVENTS - WOMEN

NO.	NAME	YEAR(S) COMPETING	SPORT
3	Leah Mueller	1972, 1976, 1980	Speed Skating
2	Penelope Pitou	1956, 1960	Alpine Skiing
2	Dianne Holum	1968, 1972	Speed Skating
2	Julia Mancuso	2002, 2006, 2010, 2014	Alpine Skiing

\*34 athletes tied with one silver medal

## ALL-TIME BRONZE MEDALS, INDIVIDUAL EVENTS - MEN

NO.	NAME	YEAR(S) COMPETING	SPORT
2	Bode Miller	1998, 2002, 2006, 2010, 2014	Alpine Skiing
2	Apolo Anton Ohno	2002, 2006, 2010	Short Track
2	Chad Hedrick	2006, 2010	Speed Skating

\*26 athletes tied with one bronze medal

## ALL-TIME BRONZE MEDALS, INDIVIDUAL EVENTS - WOMEN

NO.	NAME	YEAR(S) COMPETING	SPORT
2	Kelly Clark	2002, 2006, 2010, 2014, 2018	Snowboard
2	Jennifer Rodriguez	1998, 2002, 2006, 2010	Speed Skating
2	Lindsey Vonn	2002, 2006, 2010, 2018	Alpine Skiing

\*30 athletes tied with one bronze medal



## TORINO 2006

Jennifer Rodriguez skates in the 500-meter Speed Skating event.

## U.S. INDIVIDUAL RECORDS

### SINGLE GAMES MEDALS - MEN

NO.	NAME	YEAR	SPORT	G-S-B
5	Eric Heiden	1980	Speed Skating	5-0-0
3	Chad Hedrick	2006	Speed Skating	1-1-1
3	Apolo Anton Ohno	2006	Short Track	1-0-2
3	Johnny Spillane	2010	Nordic Combined	0-3-0
3	Bode Miller	2010	Alpine Skiing	1-1-1
3	Apolo Anton Ohno	2010	Short Track	0-1-2

*\*21 athletes tied with two medals*

### SINGLE GAMES MEDALS - WOMEN

NO.	NAME	YEAR	SPORT	G-S-B
3	Sheila Young	1976	Speed Skating	1-1-1

*\*27 athletes tied with two medals*

### SINGLE GAMES GOLD MEDALS - MEN

NO.	NAME	YEAR	SPORT
5	Eric Heiden	1980	Speed Skating
2	Irving Jaffee	1932	Speed Skating
2	Jack Shea	1932	Speed Skating

*\*111 athletes tied with one gold medal*

### SINGLE GAMES GOLD MEDALS - WOMEN

NO.	NAME	YEAR	SPORT
2	Andrea Mead-Lawrence	1952	Alpine Skiing
2	Bonnie Blair	1992	Speed Skating
2	Bonnie Blair	1994	Speed Skating
2	Lindsey Jacobellis	2022	Snowboard

*\*83 athletes tied with one gold medal*

### SINGLE GAMES SILVER MEDALS - MEN

NO.	NAME	YEAR	SPORT
3	Johnny Spillane	2010	Nordic Combined
2	Patrick Martin	1952	Bobsled
2	Stanley David Benham	1952	Bobsled
2	Bode Miller	2002	Alpine Skiing
2	Steven Holcomb	2014	Bobsled
2	Steve Langton	2014	Bobsled

*\*216 athletes tied with one silver medal*

### SINGLE GAMES SILVER MEDALS - WOMEN

NO.	NAME	YEAR	SPORT
2	Penelope Pitou	1960	Alpine Skiing
2	Leah Mueller	1980	Speed Skating
2	Julia Mancuso	2010	Alpine Skiing

*\*141 athletes tied with one silver medal*

Sheila **YOUNG** 1976





## U.S. INDIVIDUAL RECORDS

### SINGLE GAMES BRONZE MEDALS - MEN

NO.	NAME	YEAR	SPORT
2	Apolo Anton Ohno	2006	Short Track
2	John Celski	2010	Short Track
2	Apolo Anton Ohno	2010	Short Track
2	Alex Shibutani	2018	Figure Skating

\*89 athletes tied with one bronze medal

### SINGLE GAMES BRONZE MEDALS - WOMEN

NO.	NAME	YEAR	SPORT
2	Amy Peterson	1994	Short Track
2	Jennifer Rodriguez	2002	Speed Skating
2	Maia Shibutani	2018	Figure Skating

\*83 athletes tied with one bronze medal




### VANCOUVER 2010

Short track speedskater Apolo Anton Ohno celebrates after winning bronze in the 5,000-meter relay final.

### SOCHI 2014

Christopher Folt, Steve Holcomb, Steve Langton and Curtis Tomasevicz make a run during the four-man bobsled competition.



### SINGLE GAMES MEDALS, INDIVIDUAL EVENTS - MEN

NO.	NAME	YEAR	SPORT	G-S-B
5	Eric Heiden	1980	Speed Skating	5-0-0
3	Chad Hedrick	2006	Speed Skating	1-1-1
3	Bode Miller	2010	Alpine Skiing	1-1-1

\*12 athletes tied with two medals

### SINGLE GAMES MEDALS, INDIVIDUAL EVENTS - WOMEN

NO.	NAME	YEAR	SPORT	G-S-B
3	Sheila Young	1976	Speed Skating	1-1-1

\*18 athletes tied with two medals

## U.S. INDIVIDUAL RECORDS

### SINGLE GAMES GOLD MEDALS, INDIVIDUAL EVENTS - MEN

NO.	NAME	YEAR	SPORT
5	Eric Heiden	1980	Speed Skating
2	Irving Jaffee	1932	Speed Skating
2	Jack Shea	1932	Speed Skating

*\*44 athletes tied with one gold medal*

### SINGLE GAMES GOLD MEDALS, INDIVIDUAL EVENTS - WOMEN

NO.	NAME	YEAR	SPORT
2	Andrea Mead-Lawrence	1952	Alpine Skiing
2	Bonnie Blair	1992	Speed Skating
2	Bonnie Blair	1994	Speed Skating

*\*38 athletes tied with one gold medal*

### SINGLE GAMES SILVER MEDALS, INDIVIDUAL EVENTS - MEN

NO.	NAME	YEAR	SPORT
2	Bode Miller	2002	Alpine Skiing
2	Johnny Spillane	2010	Nordic Combined

*\*40 athletes tied with one silver medal*

### SINGLE GAMES SILVER MEDALS, INDIVIDUAL EVENTS - WOMEN

NO.	NAME	YEAR	SPORT
2	Penelope Pitou	1960	Alpine Skiing
2	Leah Poulos-Mueller	1980	Speed Skating
2	Julia Mancuso	2010	Alpine Skiing

*\*37 athletes tied with one silver medal*

### SINGLE GAMES BRONZE MEDALS, INDIVIDUAL EVENTS - MEN

*\*32 athletes tied with one bronze medal*

### SINGLE GAMES BRONZE MEDALS, INDIVIDUAL EVENTS - WOMEN

NO.	NAME	YEAR	SPORT
2	Jennifer Rodriguez	2002	Speed Skating

*\*34 athletes tied with one bronze medal*





## U.S. INDIVIDUAL RECORDS

### APPEARANCES - MEN

NO.	NAME	YEARS	SPORT
6	Todd Lodwick	1994, 1998, 2002, 2006, 2010, 2014	Nordic Combined
5	Brian Shimer	1988, 1992, 1994, 1998, 2002	Bobsled
5	Casey Puckett	1992, 1994, 1998, 2002, 2010	Alpine Skiing/ Freestyle Skiing
5	Mark Grimmette	1994, 1998, 2002, 2006, 2010	Luge
5	Bill Demong	1998, 2002, 2006, 2010, 2014	Nordic Combined
5	Bode Miller	1998, 2002, 2006, 2010, 2014	Alpine Skiing
5	Shaun White	2006, 2010, 2014, 2018, 2022	Snowboard
5	John Shuster	2006, 2010, 2014, 2018, 2022	Curling

*\*28 athletes tied with four appearances*

### APPEARANCES - WOMEN

NO.	NAME	YEARS	SPORT
5	Kelly Clark	2002, 2006, 2010, 2014, 2018	Snowboard
5	Kikkan Randall	2002, 2006, 2010, 2014, 2018	Cross Country Skiing
5	Lindsey Jacobellis	2006, 2010, 2014, 2018, 2022	Snowboard
5	Katie Uhlaender	2006, 2010, 2014, 2018, 2022	Skeleton

*\*21 athletes tied with four appearances*

## PYEONGCHANG 2018

Kikkan Randall competes in the Ladies' 4x5km Relay during the 2018 Winter Olympic Games.



# Ann **BATTELLE** 1996



# U.S. INDIVIDUAL RECORDS

## CONSECUTIVE APPEARANCES - MEN

NO.	NAME	YEARS	SPORT
6	Todd Lodwick	1994, 1998, 2002, 2006, 2010, 2014	Nordic Combined
5	Mark Grimmette	1994, 1998, 2002, 2006, 2010	Luge
5	Bill Demong	1998, 2002, 2006, 2010, 2014	Nordic Combined
5	Bode Miller	1998, 2002, 2006, 2010, 2014	Alpine Skiing
5	Shaun White	2006, 2010, 2014, 2018, 2022	Snowboard
5	John Shuster	2006, 2010, 2014, 2018, 2022	Curling
5	Brian Shimer	1988, 1992, 1994, 1998, 2002	Bobsled

\*24 athletes tied with four consecutive appearances

## CONSECUTIVE APPEARANCES - WOMEN

NO.	NAME	YEARS	SPORT
5	Kelly Clark	2002, 2006, 2010, 2014, 2018	Snowboard
5	Kikkan Randall	2002, 2006, 2010, 2014, 2018	Cross Country Skiing
5	Lindsey Jacobellis	2006, 2010, 2014, 2018, 2022	Snowboard
5	Katie Uhlaender	2006, 2010, 2014, 2018, 2022	Skeleton

\*18 athletes tied with four appearances

## LILLEHAMMER 1994

Cathy Turner, 500-meter short track Speed Skating gold medalist.



## SALT LAKE 2002

2002 Winter Olympics – Men's Double Luge, Mark Grimmette and Brian Martin

## YEARS BETWEEN APPEARANCES - MEN

NO.	NAME	YEARS	SPORT
22	Chris Chelios	1984-2006	Ice Hockey
20	Todd Lodwick	1994-2014	Nordic Combined
20	James Bickford	1936-1956	Bobsled
20	John Heaton	1928-1948	Skeleton/Bobsled
18	Casey Puckett	1992-2010	Freestyle Skiing/Alpine Skiing
16	Shaun White	2006-2022	Snowboard
16	John Shuster	2006-2022	Curling
16	Bill Demong	1998-2014	Nordic Combined
16	Bode Miller	1998-2014	Alpine Skiing
16	Mark Grimmette	1994-2010	Luge
16	Bill Koch	1976-1992	Cross Country Skiing

\*Seven athletes tied with 14 years between appearances

## YEARS BETWEEN APPEARANCES - WOMEN

NO.	NAME	YEARS	SPORT
16	Katie Uhlaender	2006-2022	Skeleton
16	Lindsey Jacobellis	2006-2022	Snowboard
16	Kikkan Randall	2002-2018	Cross Country Skiing
16	Lindsey Vonn	2002-2018	Alpine Skiing
16	Kelly Clark	2002-2018	Snowboard
16	Debbie McCormick	1998-2014	Curling
16	Erika Brown	1998-2014	Curling

\*17 athletes tied with 12 years between appearances



# U.S. INDIVIDUAL RECORDS

## YOUNGEST COMPETITOR - MEN

AGE	NAME	YEAR	SPORT
14 years, 360 days	Scott Allen	1964	Figure Skating
15 years, 128 days	Thomas Doe	1928	Bobsled
15 years, 283 days	Andrew Stroukoff	1976	Figure Skating
16 years, 58 days	Jim Grogan	1948	Figure Skating
16 years, 69 days	Robin Lee	1936	Figure Skating
16 years, 131 days	Kenneth Shelley	1968	Figure Skating
16 years, 137 days	Ray Hadley	1960	Figure Skating
16 years, 252 days	Mark Howe	1972	Ice Hockey
16 years, 260 days	William Fiske	1928	Bobsled
16 years, 275 days	Randy Weber	1994	Ski Jumping
16 years, 304 days	Anders Johnson	2006	Ski Jumping

### INSBRUCK 1964

Scott Allen, Figure Skating –  
Men's Singles, bronze medalist



### SAPPORO 1972

Kay Lunda, Speed Skating –  
Women's 500m

Photo: Kishimoto/IOC

## YOUNGEST COMPETITOR - WOMEN

AGE	NAME	YEAR	SPORT
14 years, 120 days	Audrey Peppe	1932	Figure Skating
14 years, 288 days	Kay Lunda	1972	Speed Skating
14 years, 308 days	Janet Lynn	1968	Figure Skating
14 years, 348 days	Connie Carpenter	1972	Speed Skating
15 years, 23 days	Tina Noyes	1964	Figure Skating
15 years, 104 days	Natasha Kuchiki	1992	Figure Skating
15 years, 136 days	Tai Babilonia	1976	Figure Skating
15 years, 159 days	Cynthia Kauffmann	1964	Figure Skating
15 years, 187 days	Peggy Fleming	1964	Figure Skating
15 years, 192 days	Linda Fratianne	1976	Figure Skating
15 years, 254 days	Tara Lipinski	1998	Figure Skating
15 years, 278 days	Polina Edmunds	2014	Figure Skating
15 years, 280 days	Sarah Docter	1980	Speed Skating
15 years, 288 days	Laurie Owen	1960	Figure Skating
15 years, 289 days	Andrea Mead-Lawrence	1948	Alpine Skiing
15 years, 320 days	Jessica Joseph	1998	Figure Skating
15 years, 328 days	Vivian Joseph	1964	Figure Skating
15 years, 359 days	Karol Kennedy	1948	Figure Skating

## U.S. INDIVIDUAL RECORDS

### OLDEST COMPETITOR - MEN

AGE	NAME	YEAR	SPORT
54 years, 283 days	Scott Baird	2006	Curling
52 years, 267 days	Joseph Savage	1932	Figure Skating
51 years, 250 days	Fairchilds MacCarthy	1948	Skeleton
48 years, 357 days	James Jay O'Brien	1932	Bobsled
46 years, 274 days	William Nagle	1932	Figure Skating
45 years, 341 days	John Stevens	1936	Bobsled
44 years, 361 days	James Jay O'Brien	1928	Bobsled
44 years, 22 days	Chris Chelios	2006	Ice Hockey
43 years, 322 days	John Gordon	2002	Curling
43 years, 299 days	Donald Barcome	2002	Curling
43 years, 216 days	Edgar Duff Seymour	1956	Bobsled
43 years, 93 days	James Bickford, Jr.	1956	Bobsled
43 years, 57 days	Francis Tyler	1948	Bobsled

### OLDEST COMPETITOR - WOMEN

AGE	NAME	YEAR	SPORT
48 years, 267 days	Joni Cotten	2002	Curling
45 years, 339 days	Ann Swisshelm-Silver	2014	Curling
41 years, 17 days	Erika Brown	2014	Curling
40 years, 362 days	Tracy Sachtjen	2010	Curling
40 years, 325 days	Jeanne Omelenchuk	1972	Speed Skating
40 years, 221 days	Allison Pottinger	2014	Curling
40 years, 134 days	Lisa Schoeneberg	1998	Curling
40 years, 34 days	Debbie McCormick	2014	Curling
39 years, 259 days	Gertrude Meredith	1932	Figure Skating



**SOCHI 2014**

Ann Swisshelm, Curling



# U.S. INDIVIDUAL RECORDS

## YOUNGEST MEDALIST - MEN

AGE	NAME	YEAR	SPORT
14 years, 360 days	Scott Allen	1964	Figure Skating
15 years, 128 days	Thomas Doe	1928	Bobsled
16 years, 252 days	Mark Howe	1972	Ice Hockey
16 years, 260 days	William Fiske	1928	Bobsled
17 years, 226 days	Red Gerard	2018	Snowboard
17 years, 329 days	Jeffrey Hymanson	1972	Ice Hockey
18 years, 126 days	Ronald Robertson	1956	Figure Skating
18 years, 134 days	Simon Cho	2010	Short Track
18 years, 199 days	Dick Button	1948	Figure Skating
18 years, 281 days	Nathan Chen	2018	Figure Skating

## YOUNGEST MEDALIST - WOMEN

AGE	NAME	YEAR	SPORT
15 years, 254 days	Tara Lipinski	1998	Figure Skating
15 years, 328 days	Vivian Joseph	1964	Figure Skating
16 years, 11 days	Carol Heiss	1956	Figure Skating
16 years, 150 days	Nikki Ziegelmeyer	1992	Short Track
16 years, 158 days	Anne Henning	1972	Speed Skating
16 years, 214 days	Tenley Albright	1952	Figure Skating
16 years, 267 days	Dianne Holum	1968	Speed Skating
16 years, 276 days	Lyndsay Wall	2002	Ice Hockey
16 years, 294 days	Sarah Hughes	2002	Figure Skating

## OLDEST MEDALIST - MEN

AGE	NAME	YEAR	SPORT
54 years, 283 days	Scott Baird	2006	Curling
48 years, 357 days	James Jay O'Brien	1932	Bobsled
44 years, 361 days	James Jay O'Brien	1928	Bobsled
43 years, 57 days	Francis Tyler	1948	Bobsled
42 years, 180 days	Nion Tucker	1928	Bobsled
42 years, 120 days	Francis Paul Stevens	1932	Bobsled
41 years, 339 days	John Stevens	1932	Bobsled
40 years, 193 days	Arthur Walter Tyler	1956	Bobsled
40 years, 58 days	Nick Baumgartner	2022	Snowboard
40 years, 16 days	Clifford Gray	1932	Bobsled
40 years, 16 days	Chris Chelios	2002	Ice Hockey
39 years, 309 days	Brian Shimer	2002	Bobsled
39 years, 240 days	Lyman Hine	1928	Bobsled
39 years, 147 days	John Heaton	1948	Skeleton

## OLDEST MEDALIST - WOMEN

AGE	NAME	YEAR	SPORT
37 years, 132 days	Elana Meyers Taylor	2022	Bobsled
36 years, 178 days	Lindsey Jacobellis	2022	Snowboard
36 years, 163 days	Kaillie Humphries	2022	Bobsled
35 years, 53 days	Kikkan Randall	2018	Cross Country Skiing
33 years, 360 days	Brittany Bowe	2022	Speed Skating
33 years, 356 days	Lauren Gibbs	2018	Bobsled
33 years, 254 days	Lea Ann Parsley	2002	Skeleton
33 years, 134 days	Elana Meyers Taylor	2018	Bobsled
33 years, 127 days	Lindsey Vonn	2018	Alpine Skiing
32 years, 235 days	Sylvia Hoffman	2022	Bobsled
32 years, 207 days	Hilary Knight	2022	Ice Hockey

## U.S. INDIVIDUAL RECORDS

### YOUNGEST GOLD MEDALIST - MEN

AGE	NAME	YEAR	SPORT
16 years, 260 days	William Fiske	1928	Bobsled
17 years, 226 days	Red Gerard	2018	Snowboard
18 years, 199 days	Dick Button	1948	Figure Skating
19 years, 163 days	Shaun White	2006	Snowboard
19 years, 275 days	Apolo Anton Ohno	2002	Short Track
19 years, 308 days	Tom Williams	1960	Ice Hockey
19 years, 71 days	Mike Ramsey	1980	Ice Hockey
20 years, 183 days	Rodney Paavola	1960	Ice Hockey
20 years, 195 days	Sage Kotsenburg	2014	Snowboard
20 years, 256 days	William Fiske	1932	Bobsled
20 years, 277 days	Dave Christian	1980	Ice Hockey
20 years, 76 days	Neal Broten	1980	Ice Hockey

### YOUNGEST GOLD MEDALIST - WOMEN

AGE	NAME	YEAR	SPORT
15 years, 254 days	Tara Lipinski	1998	Figure Skating
16 years, 158 days	Anne Henning	1972	Speed Skating
16 years, 294 days	Sarah Hughes	2002	Figure Skating
17 years, 295 days	Chloe Kim	2018	Snowboard
18 years, 200 days	Kelly Clark	2002	Snowboard
18 years, 346 days	Mikaela Shiffrin	2014	Alpine Skiing
18 years, 37 days	Angela Ruggiero	1998	Ice Hockey
19 years, 18 days	Hannah Teter	2006	Snowboard
19 years, 196 days	Peggy Fleming	1968	Figure Skating
19 years, 199 days	Dorothy Hamill	1976	Figure Skating
19 years, 28 days	Jenny Potter	1998	Ice Hockey
19 years, 301 days	Andrea Mead-Lawrence	1952	Alpine Skiing
19 years, 334 days	Tara Mounsey	1998	Ice Hockey

### OLDEST GOLD MEDALIST - MEN

AGE	NAME	YEAR	SPORT
48 years, 357 days	James Jay O'Brien	1932	Bobsled
43 years, 57 days	Francis Tyler	1948	Bobsled
42 years, 180 days	Nion Tucker	1928	Bobsled
41 years, 339 days	John Stevens	1932	Bobsled
40 years, 58 days	Nick Baumgartner	2022	Snowboard
40 years, 16 days	Clifford Gray	1932	Bobsled
37 years, 127 days	William d'Amico	1948	Bobsled
36 years, 20 days	Clifford Gray	1928	Bobsled
36 years, 123 days	Alan Washbond	1936	Bobsled
35 years, 67 days	Joe Polo	2018	Curling
35 years, 132 days	Tyler George	2018	Curling
35 years, 104 days	John Shuster	2018	Curling
34 years, 66 days	Richard Averell Parke	1928	Bobsled
34 years, 180 days	Edward Rimkus	1948	Bobsled

### OLDEST GOLD MEDALIST - WOMEN

AGE	NAME	YEAR	SPORT
36 years, 178 days	Lindsey Jacobellis	2022	Snowboard
36 years, 163 days	Kaillie Humphries	2022	Bobsled
35 years, 53 days	Kikkan Randall	2018	Cross Country Skiing
31 years, 85 days	Lisa Brown-Miller	1998	Ice Hockey
31 years, 321 days	Cathy Turner	1994	Short Track
30 years, 341 days	Gigi Marvin	2018	Ice Hockey
30 years, 295 days	Kacey Bellamy	2018	Ice Hockey
30 years, 161 days	Meghan Duggan	2018	Ice Hockey



# U.S. INDIVIDUAL RECORDS

## MEDAL YEARS - MEN

NO.	NAME	YEARS	SPORT
3	John Heaton	1928, 1932, 1948	Skeleton/Bobsled
3	Bode Miller	2002, 2010, 2014	Alpine Skiing
3	Shaun White	2006, 2010, 2018	Snowboard
3	Apolo Anton Ohno	2002, 2006, 2010	Short Track
3	David Wise	2014, 2018, 2022	Freestyle Skiing
3	Nicholas Goepper	2014, 2018, 2022	Freestyle Skiing

*\*41 athletes tied with two medal years*

## MEDAL YEARS - WOMEN

NO.	NAME	YEARS	SPORT
4	Jenny Potter	1998, 2002, 2006, 2010	Ice Hockey
4	Angela Ruggiero	1998, 2002, 2006, 2010	Ice Hockey
4	Julie Chu	2002, 2006, 2010, 2014	Ice Hockey
4	Elana Meyers Taylor	2010, 2014, 2018, 2022	Bobsled
4	Hilary Knight	2010, 2014, 2018, 2022	Ice Hockey

*\*16 athletes tied with three medal years*



**SOCHI 2014**

Bode Miller competes in the Alpine Skiing Men's Giant Slalom.



**VANCOUVER 2010**

Angela Ruggiero, four-time Olympic medalist in ice hockey.

## CONSECUTIVE MEDAL YEARS - MEN

NO.	NAME	YEARS	SPORT
3	Apolo Anton Ohno	2002, 2006, 2010	Short Track
3	David Wise	2014, 2018, 2022	Freestyle Skiing
3	Nicholas Goepper	2014, 2018, 2022	Freestyle Skiing

*\*35 athletes tied with two consecutive years*

## CONSECUTIVE MEDAL YEARS - WOMEN

NO.	NAME	YEARS	SPORT
4	Jenny Potter	1998, 2002, 2006, 2010	Ice Hockey
4	Angela Ruggiero	1998, 2002, 2006, 2010	Ice Hockey
4	Julie Chu	2002, 2006, 2010, 2014	Ice Hockey
4	Elana Meyers Taylor	2010, 2014, 2018, 2022	Bobsled
4	Hilary Knight	2010, 2014, 2018, 2022	Ice Hockey

*\*15 athletes tied with three consecutive years*

## U.S. INDIVIDUAL RECORDS

### 2+ MEDAL YEARS - MEN

NO.	NAME	YEAR(S)	SPORT
3	Apolo Anton Ohno	2002, 2006, 2010	Short Track
2	Bode Miller	2002, 2010	Alpine Skiing
2	Chad Hedrick	2006, 2010	Speed Skating
2	Shani Davis	2006, 2010	Speed Skating

*\*18 athletes tied with one year*

### 2+ MEDAL YEARS - WOMEN

NO.	NAME	YEAR(S)	SPORT
3	Bonnie Blair	1988, 1992, 1994	Speed Skating
2	Dianne Holum	1968, 1972	Speed Skating
2	Cathy Turner	1992, 1994	Short Track

*\*21 athletes tied with one year*

### 3+ MEDAL YEARS - MEN

NO.	NAME	YEAR(S)	SPORT
2	Apolo Anton Ohno	2006, 2010	Short Track
1	Eric Heiden	1980	Speed Skating
1	Chad Hedrick	2006	Speed Skating
1	Johnny Spillane	2010	Nordic Combined
1	Bode Miller	2010	Alpine Skiing

### 3+ MEDAL YEARS - WOMEN

NO.	NAME	YEAR(S)	SPORT
1	Sheila Young	1976	Speed Skating

## TORINO 2006

Chad Hedrick skates  
in the 10,000-meter  
Speed Skating event.





## U.S. INDIVIDUAL RECORDS

### GOLD MEDAL YEARS - MEN

NO.	NAME	YEAR(S)	SPORT
3	Shaun White	2006, 2010, 2018	Snowboard
2	Ted Ligety	2006, 2014	Alpine Skiing
2	William Fiske	1928, 1932	Bobsled
2	Clifford Gray	1928, 1932	Bobsled
2	Dick Button	1948, 1952	Figure Skating
2	Apolo Anton Ohno	2002, 2006	Short Track
2	Seth Wescott	2006, 2010	Snowboard
2	Shani Davis	2006, 2010	Speed Skating
2	David Wise	2014, 2018	Freestyle Skiing

### LAKE PLACID 1932

Four-man bobsled team (from left to right):  
Jay O'Brien, Eddie Eagan, Cliff Gray and Billy Fiske.



### OSLO 1952

Andrea Mead-Lawrence,  
gold medalist in slalom  
and giant slalom.



### GOLD MEDAL YEARS - WOMEN

NO.	NAME	YEAR(S)	SPORT
3	Bonnie Blair	1988, 1992, 1994	Speed Skating
2	Mikaela Shiffrin	2014, 2018	Alpine Skiing
2	Jamie Anderson	2014, 2018	Snowboard
2	Chloe Kim	2018, 2022	Snowboard
2	Cathy Turner	1992, 1994	Short Track

### 2+ GOLD MEDAL YEARS - MEN

NO.	NAME	YEAR(S)	SPORT
1	Irving Jaffee	1932	Speed Skating
1	Jack Shea	1932	Speed Skating
1	Eric Heiden	1980	Speed Skating

### 2+ GOLD MEDAL YEARS - WOMEN

NO.	NAME	YEAR(S)	SPORT
2	Bonnie Blair	1992, 1994	Speed Skating
1	Andrea Mead-Lawrence	1952	Alpine Skiing
1	Lindsey Jacobellis	2022	Snowboard

## U.S. INDIVIDUAL RECORDS

### 3+ GOLD MEDAL YEARS - MEN

NO.	NAME	YEARS	SPORT
1	Eric Heiden	1980	Speed Skating

### 3+ GOLD MEDAL YEARS - WOMEN

*\*No American woman has won three or more gold medals at a single Olympic Winter Games*

Eric **HEIDEN** 1976  
1980



### YEARS BETWEEN MEDALS - MEN

NO.	NAME	YEARS	SPORT
20	John Heaton	1928 - 1948	Skeleton
12	Joe Polo	2006 - 2018	Curling
12	Bode Miller	2002 - 2014	Alpine Skiing
12	John Shuster	2006 - 2018	Curling
12	Shaun White	2006 - 2018	Snowboard
8	Apolo Anton Ohno	2002 - 2010	Short Track
8	Brian Rafalski	2002 - 2010	Ice Hockey
8	Chris Drury	2002 - 2010	Ice Hockey
8	David Wise	2014 - 2022	Freestyle Skiing
8	Nicholas Goepper	2014 - 2022	Freestyle Skiing

*\*27 athletes tied with four years*

### YEARS BETWEEN MEDALS - WOMEN

NO.	NAME	YEARS	SPORT
16	Lindsey Jacobellis	2006 - 2022	Snowboard
12	Angela Ruggiero	1998 - 2010	Ice Hockey
12	Hilary Knight	2010 - 2022	Ice Hockey
12	Julie Chu	2002 - 2014	Ice Hockey
12	Kelly Clark	2002 - 2014	Snowboard

*\*12 athletes tied with eight years*



**PYEONGCHANG 2018**

Snowboarder Kelly Clark competes during the Snowboard Ladies' Halfpipe.



## U.S. INDIVIDUAL RECORDS

### YEARS BETWEEN GOLD MEDALS - MEN

NO.	NAME	YEARS	SPORT
12	Shaun White	2006 - 2018	Snowboard
8	Ted Ligety	2006 - 2014	Alpine Skiing
4	Apolo Anton Ohno	2002 - 2006	Short Track
4	Clifford Gray	1928 - 1932	Bobsled
4	David Wise	2014 - 2018	Freestyle Skiing
4	Dick Button	1948 - 1952	Figure Skating
4	Seth Wescott	2006 - 2010	Snowboard
4	Shani Davis	2006 - 2010	Speed Skating
4	William Fiske	1928 - 1932	Bobsled

### YEARS BETWEEN GOLD MEDALS - WOMEN

NO.	NAME	YEARS	SPORT
6	Bonnie Blair	1988 - 1994	Speed Skating
4	Chloe Kim	2018 - 2022	Snowboard
4	Jamie Anderson	2014 - 2018	Snowboard
4	Mikaela Shiffrin	2014 - 2018	Alpine Skiing
2	Cathy Turner	1992 - 1994	Short Track

Ted **LIGETY** 2006 2010 2014



**YANGING 2022**

Bronze medal winners Elana Meyers Taylor and Sylvia Hoffman, 2-woman Bobsled.

### GOLD MEDALS, SAME EVENT - MEN

NO.	NAME	YEARS	SPORT	EVENT
3	Shaun White	2006, 2010, 2018	Snowboard	Halfpipe
2	Dick Button	1948, 1952	Figure Skating	Singles
2	Seth Wescott	2006, 2010	Snowboard	Snowboard Cross
2	Shani Davis	2006, 2010	Speed Skating	1000m
2	David Wise	2014, 2018	Freestyle Skiing	Halfpipe

### GOLD MEDALS, SAME EVENT - WOMEN

NO.	NAME	YEARS	SPORT	EVENT
3	Bonnie Blair	1988, 1992, 1994	Speed Skating	500m
2	Cathy Turner	1992, 1994	Short Track	500m
2	Bonnie Blair	1992, 1994	Speed Skating	1000m
2	Jamie Anderson	2014, 2018	Snowboard	Slopestyle
2	Chloe Kim	2018, 2022	Snowboard	Halfpipe

## U.S. INDIVIDUAL RECORDS

### VANCOUVER 2010

Seth Wescott,  
snowboardcross  
gold medalist.



### GOLD MEDALS, SAME INDIVIDUAL EVENT - MEN

NO.	NAME	YEARS	SPORT	EVENT
3	Shaun White	2006, 2010, 2018	Snowboard	Halfpipe
2	Dick Button	1948, 1952	Figure Skating	Singles
2	Seth Wescott	2006, 2010	Snowboard	Snowboard Cross
2	Shani Davis	2006, 2010	Speed Skating	1000m
2	David Wise	2014, 2018	Freestyle Skiing	Halfpipe

### GOLD MEDALS, SAME INDIVIDUAL EVENT - WOMEN

NO.	NAME	YEARS	SPORT	EVENT
3	Bonnie Blair	1988, 1992, 1994	Speed Skating	500m
2	Cathy Turner	1992, 1994	Short Track	500m
2	Bonnie Blair	1992, 1994	Speed Skating	1000m
2	Jamie Anderson	2014, 2018	Snowboard	Slopestyle
2	Chloe Kim	2018, 2022	Snowboard	Halfpipe

### CONSECUTIVE GOLD MEDALS, SAME EVENT - MEN

NO.	NAME	YEARS	SPORT	EVENT
2	Shaun White	2006, 2010	Snowboard	Halfpipe
2	Dick Button	1948, 1952	Figure Skating	Singles
2	Seth Wescott	2006, 2010	Snowboard	Snowboard Cross
2	Shani Davis	2006, 2010	Speed Skating	1000m
2	David Wise	2014, 2018	Freestyle Skiing	Halfpipe

### CONSECUTIVE GOLD MEDALS, SAME EVENT - WOMEN

NO.	NAME	YEARS	SPORT	EVENT
3	Bonnie Blair	1988, 1992, 1994	Speed Skating	500m
2	Cathy Turner	1992, 1994	Short Track	500m
2	Jamie Anderson	2014, 2018	Snowboard	Slopestyle
2	Chloe Kim	2018, 2022	Snowboard	Halfpipe

### TORINO 2006

Shani Davis, 1,500-meter Speed  
Skating silver medalist.





# U.S. INDIVIDUAL RECORDS

## CONSECUTIVE GOLD MEDALS, SAME INDIVIDUAL EVENT - MEN

NO.	NAME	YEARS	SPORT	EVENT
2	Shaun White	2006, 2010	Snowboard	Halfpipe
2	Dick Button	1948, 1952	Figure Skating	Singles
2	Seth Wescott	2006, 2010	Snowboard	Snowboard Cross
2	Shani Davis	2006, 2010	Speed Skating	1000m
2	David Wise	2014, 2018	Freestyle Skiing	Halfpipe

## CONSECUTIVE GOLD MEDALS, SAME INDIVIDUAL EVENT - WOMEN

NO.	NAME	YEARS	SPORT	EVENT
3	Bonnie Blair	1988, 1992, 1994	Speed Skating	500m
2	Jamie Anderson	2014, 2018	Snowboard	500m
2	Chloe Kim	2018, 2022	Snowboard	Halfpipe







[WWW.TeamUSA.org](http://WWW.TeamUSA.org)