



UNITED STATES  
OLYMPIC & PARALYMPIC  
COMMITTEE

# 2024

## DEMOGRAPHIC DATA REPORT

US SKI & SNOWBOARD



# US SKI & SNOWBOARD 2024 DEMOGRAPHIC DATA



## Demographic Data Collection And Preparation

Under Section 220511(2)(B) of the Ted Stevens Act, the USOPC is required to report annual demographic data from the previous year as of December 31. Once the data is collected, the USOPC works with a consultant to compile more than 4,000 data points into unique profiles for each NGB and one for the USOPC.

## Significant Definitions

**Board of Directors:** The Board of Directors is the governing body of a nonprofit. Individuals who sit on the Board are responsible for overseeing the organization's activities.

**Standing Committees:** A permanent committee of the Board that meets regularly.

**Professional Staff:** Any paid full-time employee of an NGB.

**NGB Membership:** All individuals who are paying members of an NGB. This includes grassroots athletes through masters, as well as National Team athletes.

**National Teams (Athletes):** Athletes who are currently on a National Team as defined by the NGB. This includes the teams selected for that year's national or world championships or the Olympic/Paralympic Games.

**National Teams (Coaches and Other Non-Athletes):** Staff who assist with the National Teams as defined by the NGB. This includes coaches, trainers, logistics coordinators, medical personnel, etc.

**Developmental National Teams (Athletes):** Teams typically composed of emerging athletes who are training to eventually compete on the National Teams. These athletes are usually highly skilled individuals who are not fully ready to compete for the National Team.

**Developmental National Teams (Coaches and Other Non-Athletes):** Staff who assist with the Developmental National Teams as defined by the NGB. This includes coaches, trainers, logistics coordinators, medical personnel, etc.

**Part-Time Employees/Interns:** These are employees who assist with the operations of an NGB. They differ from professional staff in that they may be temporary or part-time employees.

## National Percentages

National percentages are based off the latest data on the American Community Survey (ACS) data updated annually by the U.S. Census Bureau.

## Chart Key

0.00% - Percent of Member/Staff  
● — - Demographic Data

..... - National Percentage  
0.00% - National Percentage

# US SKI & SNOWBOARD

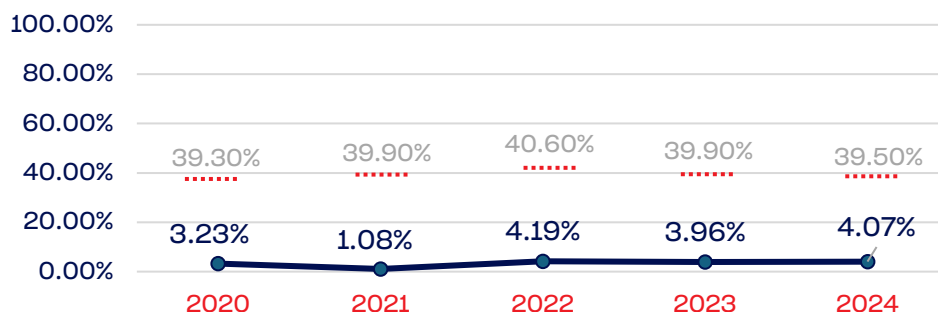
## 2024 DEMOGRAPHIC DATA



### PEOPLE OF COLOR

	Total Number	% People of Color	National %
Board of Directors	25	8.00	39.50
Standing Committees	171	0.00	39.50
Professional Staff	191	3.14	39.50
NGB Membership	39,246	9.05	39.50
National Team Athletes	238	4.20	39.50
National Team Non-Athlete (Coaches and Support Staff)	0	0.00	39.50
Development National Team Athlete	0	0.00	39.50
Development National Team Non-Athlete (Coaches and Support Staff)	0	0.00	39.50
Part-Time Staff/Inters	19	0.00	39.50
<b>Total</b>	<b>39,890</b>	<b>8.96</b>	
<b>Average</b>		<b>4.07</b>	

### Year-Over-Year Averages (Past 5-Years)



### Program and Initiative Notes/Highlights

US Ski & Snowboard provides annual DEI training and education to help expand on the importance of inclusion. USSS has partnerships with BIPOC groups to utilize our elite training facilities and work with our staff on camps during the year, as well as developing additional programming specific to underrepresented groups. USSS will continue to invest in strategic partnerships with SOS Outreach, ShareWinter, NBS, and others to help bring sports to all. Additionally, our organization is working on creating mandatory DEI training for USSS certified coaches. We continue to highlight Diversity, Equity and Inclusion contributions to our sport by awarding an Diversity, Equity and Inclusion Champion Award annually.

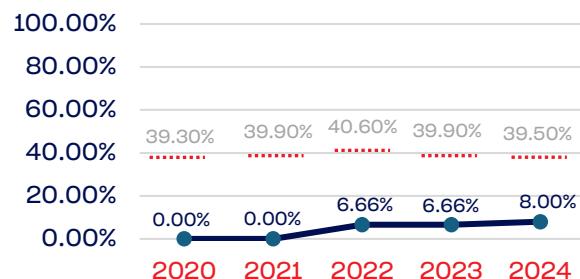
# US SKI & SNOWBOARD

## 2024 DEMOGRAPHIC DATA

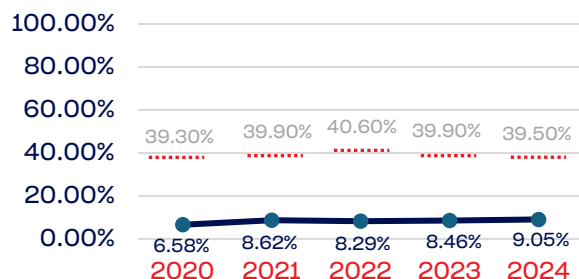


### PEOPLE OF COLOR

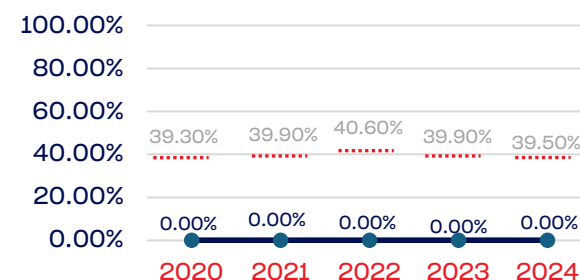
#### Board of Directors



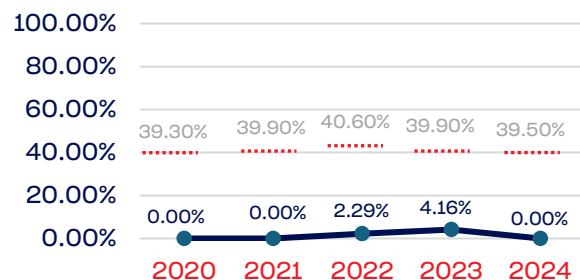
#### NGB Membership



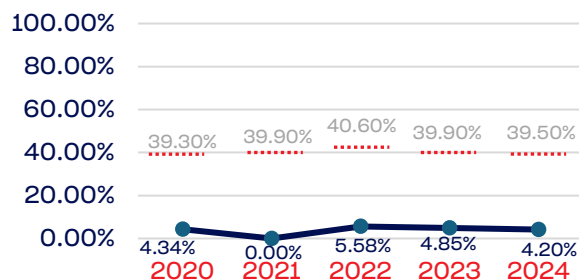
#### Development National Team



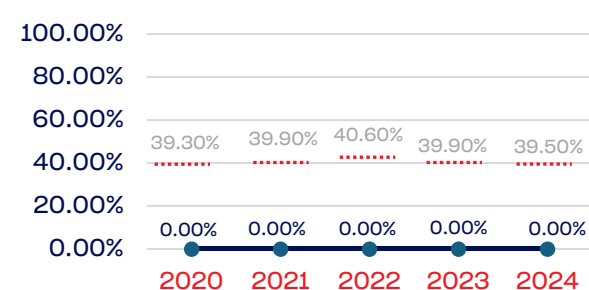
#### Standing Committees



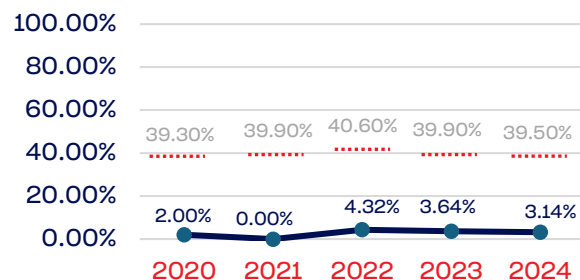
#### National Team Athletes



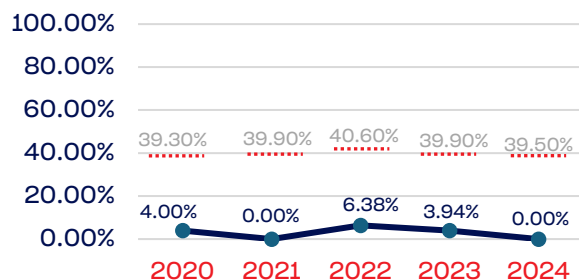
#### Development National Team Non-Athlete



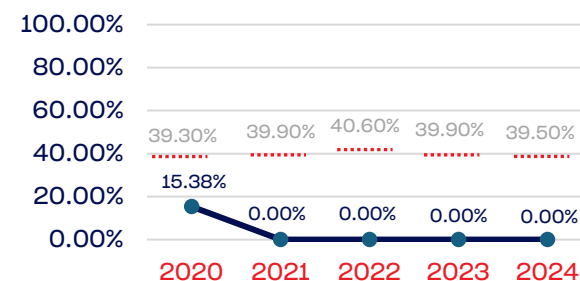
#### Professional Staff



#### National Team Non-Athlete



#### Part-Time Staff/Interns



# US SKI & SNOWBOARD

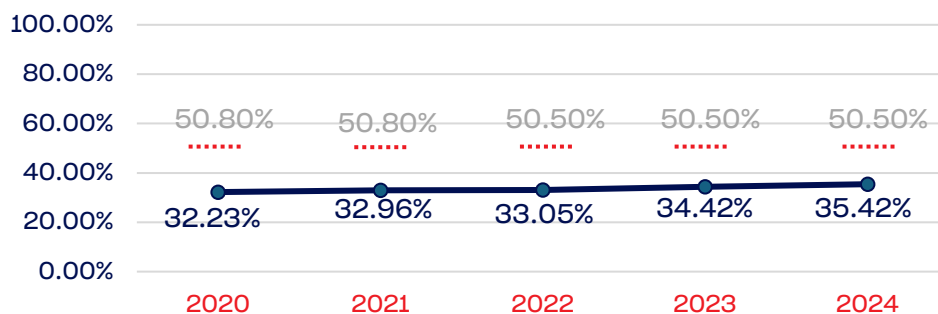
## 2024 DEMOGRAPHIC DATA



### WOMEN

	Total Number	% Women	National %
Board of Directors	25	40.00	50.50
Standing Committees	171	30.40	50.50
Professional Staff	191	39.26	50.50
NGB Membership	39246	40.21	50.50
National Team Athletes	238	41.59	50.50
National Team Non-Athlete (Coaches and Support Staff)	0	0.00	50.50
Development National Team Athlete	0	0.00	50.50
Development National Team Non-Athlete (Coaches and Support Staff)	0	0.00	50.50
Part-Time Staff/Inters	19	21.05	50.50
<b>Total</b>	<b>39890</b>	<b>40.17</b>	
<b>Average</b>		<b>35.42</b>	

### Year-Over-Year Averages (Past 5-Years)



### Program and Initiative Notes/Highlights

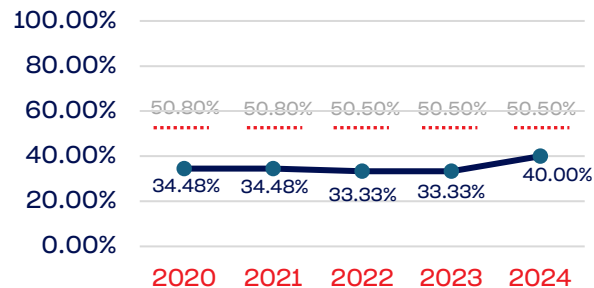
HERoic initiative continues to build in order to highlight female excellence in our sport. HERoic is a mainstay within the organization that helps push forward gender equality in sport as well as within the staff side of US Ski & Snowboard. One of the newest additions to this initiative is the creation of the Stifel HERoic Cup, a first of its kind creation in which The Stifel HERoic Cup will be awarded to the woman athlete with the most World Cup points after the three North American stops on the women's FIS Alpine World Cup tour. The cup winner is awarded \$50,000 at an award ceremony following the final race.

# US SKI & SNOWBOARD 2024 DEMOGRAPHIC DATA

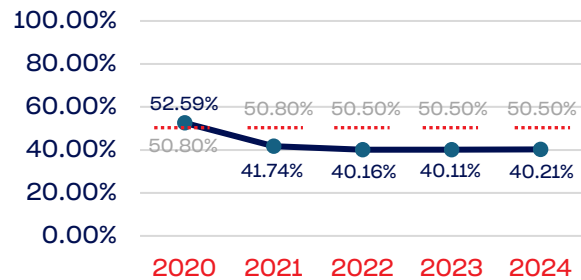


## WOMEN

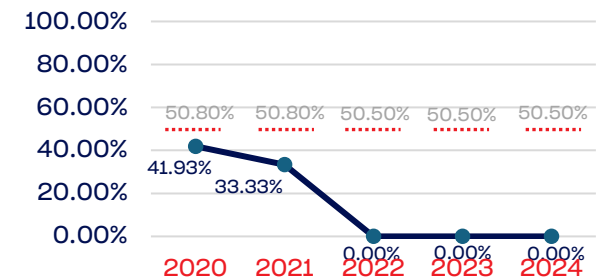
### Board of Directors



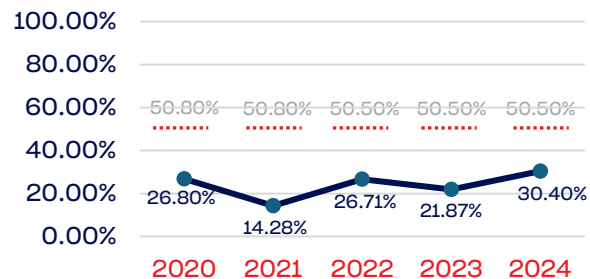
### NGB Membership



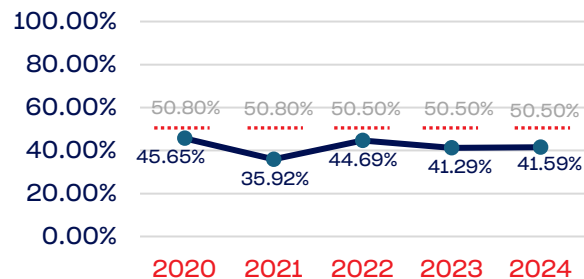
### Development National Team



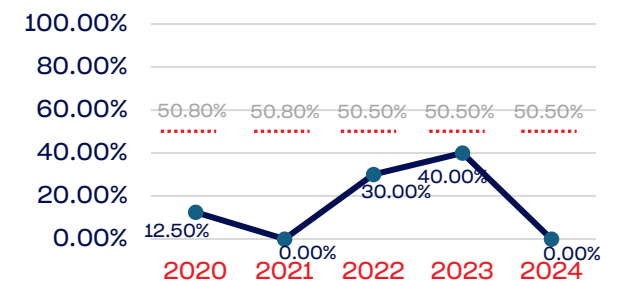
### Standing Committees



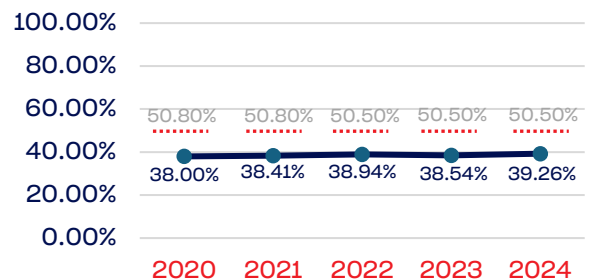
### National Team Athletes



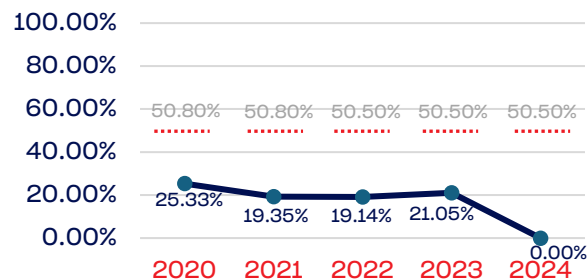
### Development National Team Non-Athlete



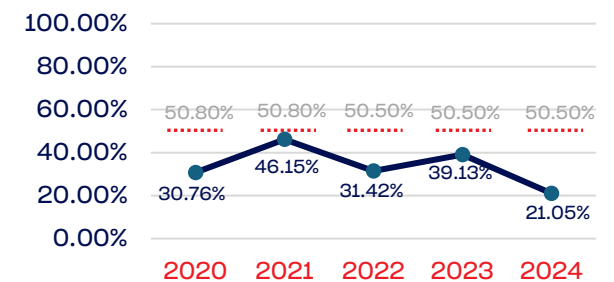
### Professional Staff



### National Team Non-Athlete



### Part-Time Staff/Interns



# US SKI & SNOWBOARD

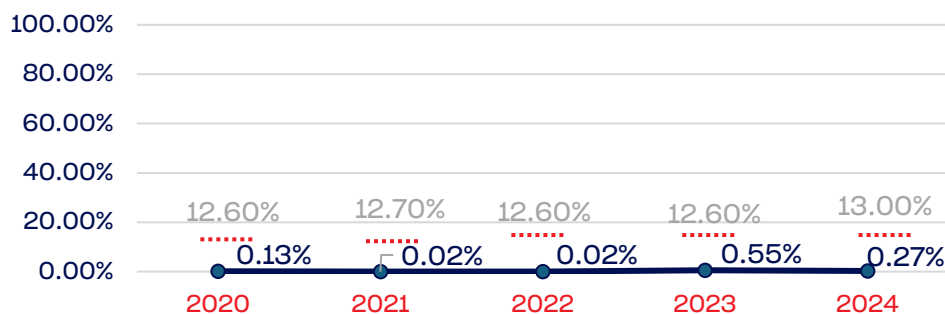
## 2024 DEMOGRAPHIC DATA



### PERSONS WITH A DISABILITY

	Total Number	% Disability	National %
Board of Directors	25	0.00	13.00
Standing Committees	171	0.00	13.00
Professional Staff	191	0.00	13.00
NGB Membership	39246	1.62	13.00
National Team Athletes	238	0.00	13.00
National Team Non-Athlete (Coaches and Support Staff)	0	0.00	13.00
Development National Team Athlete	0	0.00	13.00
Development National Team Non-Athlete (Coaches and Support Staff)	0	0.00	13.00
Part-Time Staff/Inters	19	0.00	13.00
<b>Total</b>	<b>39890</b>	<b>1.59</b>	
<b>Average</b>		<b>0.27</b>	

### Year-Over-Year Averages (Past 5-Years)



### Program and Initiative Notes/Highlights

US Ski & Snowboard has fully integrated all para teams including fully named partnerships. Para sports are not seen as sport with disability, but as another snow sport discipline in which we excel. Additionally, the organization will engage in partnership trainings with the National Ability Center multiple times per year.

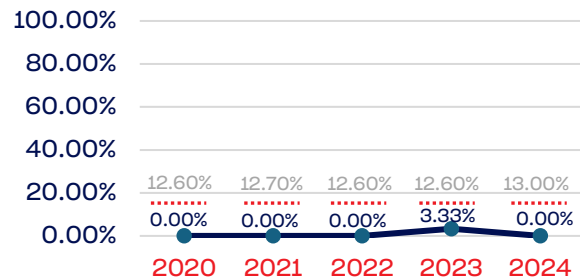


# US SKI & SNOWBOARD 2024 DEMOGRAPHIC DATA

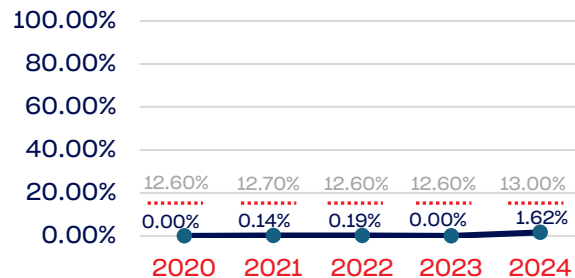


## PERSONS WITH A DISABILITY

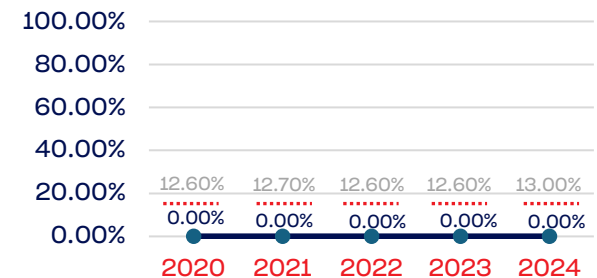
### Board of Directors



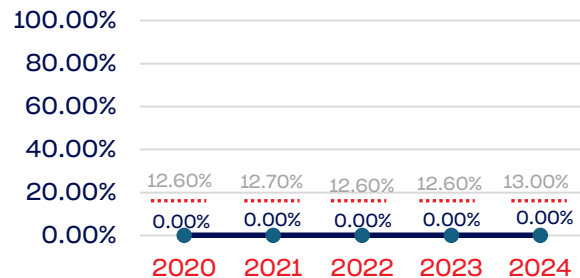
### NGB Membership



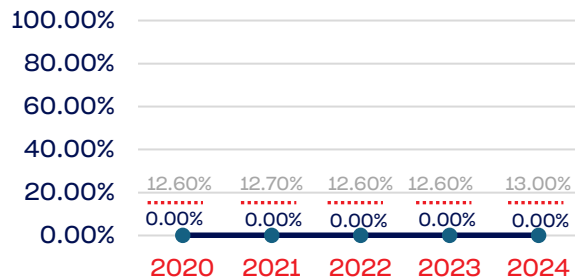
### Development National Team



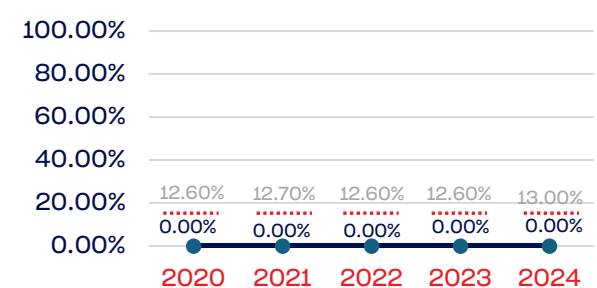
### Standing Committees



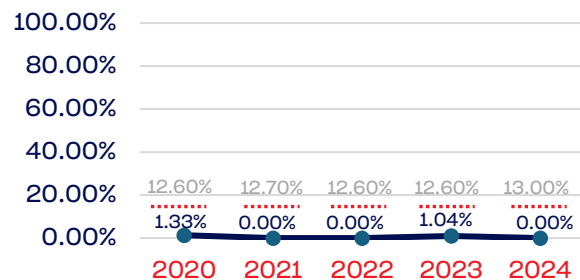
### National Team Athletes



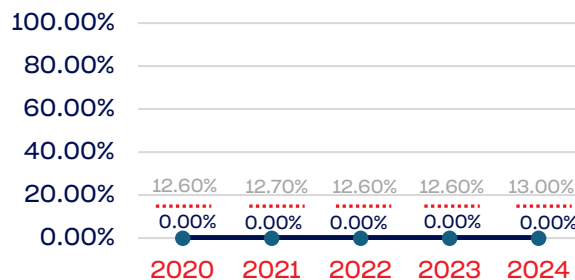
### Development National Team Non-Athlete



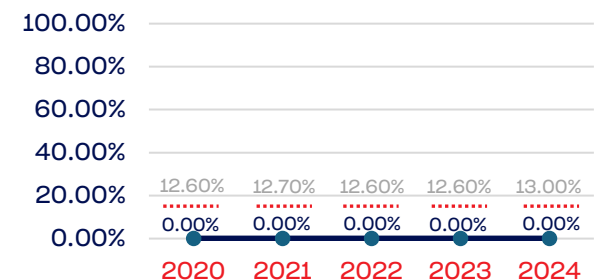
### Professional Staff



### National Team Non-Athlete



### Part-Time Staff/Interns





# US SKI & SNOWBOARD

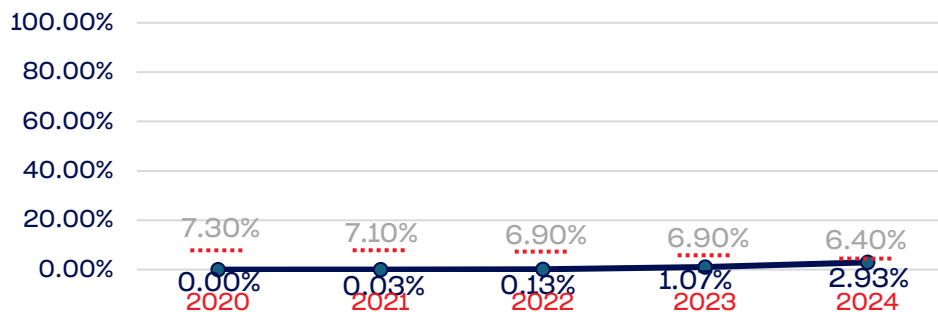
## 2024 DEMOGRAPHIC DATA



### Veterans

	Total Number	% Veterans	National %
Board of Directors	25	8.00	6.4
Standing Committees	171	1.16	6.4
Professional Staff	191	0.00	6.4
NGB Membership	39246	0.00	6.4
National Team Athletes	238	8.40	6.4
National Team Non-Athlete (Coaches and Support Staff)	0	0.00	6.4
Development National Team Athlete	0	0.00	6.4
Development National Team Non-Athlete (Coaches and Support Staff)	0	0.00	6.4
Part-Time Staff/Inters	19	0.00	6.4
<b>Total</b>	<b>39890</b>	<b>0.06</b>	
<b>Average</b>		<b>2.93</b>	

### Year-Over-Year Averages (Past 5-Years)



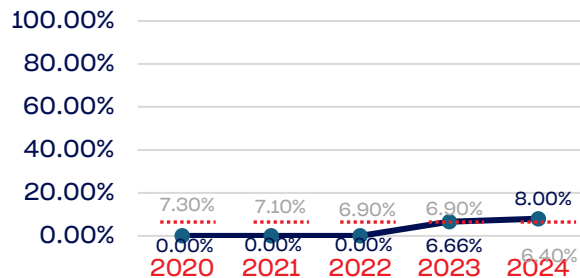
### Program and Initiative Notes/Highlights

# US SKI & SNOWBOARD 2024 DEMOGRAPHIC DATA

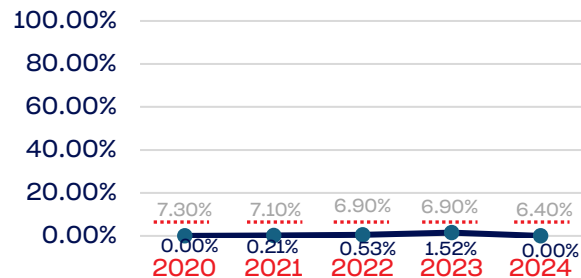


## VETERANS

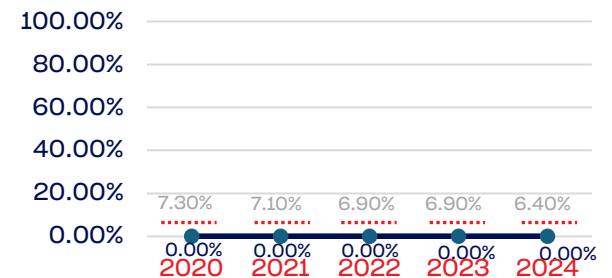
### Board of Directors



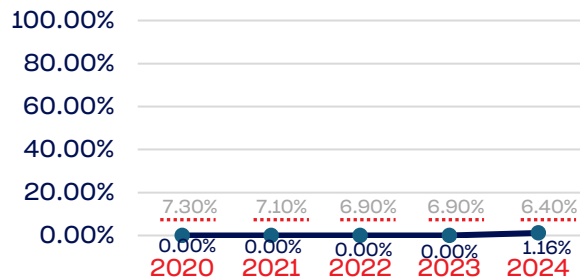
### NGB Membership



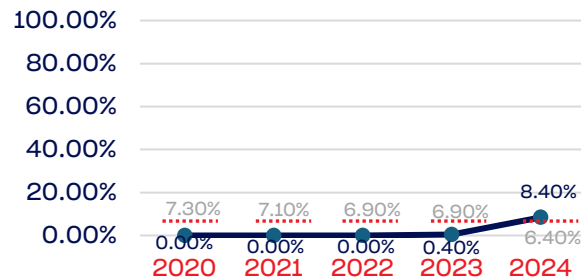
### Development National Team



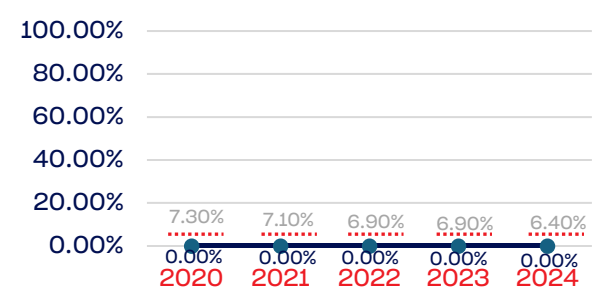
### Standing Committees



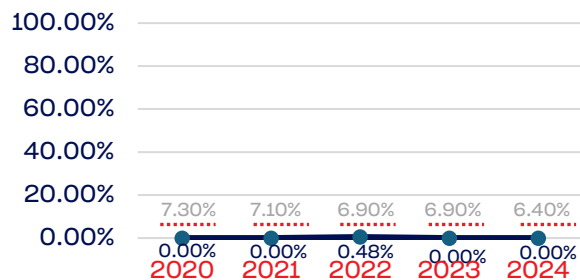
### National Team Athletes



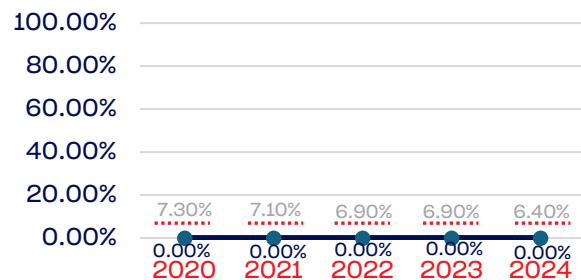
### Development National Team Non-Athlete



### Professional Staff



### National Team Non-Athlete



### Part-Time Staff/Interns

