



UNITED STATES
OLYMPIC & PARALYMPIC
COMMITTEE

2024

DEMOGRAPHIC DATA REPORT

U.S. SOCCER FEDERATION



U.S. SOCCER FEDERATION

2024 DEMOGRAPHIC DATA



Demographic Data Collection And Preparation

Under Section 220511(2)(B) of the Ted Stevens Act, the USOPC is required to report annual demographic data from the previous year as of December 31. Once the data is collected, the USOPC works with a consultant to compile more than 4,000 data points into unique profiles for each NGB and one for the USOPC.

Significant Definitions

Board of Directors: The Board of Directors is the governing body of a nonprofit. Individuals who sit on the Board are responsible for overseeing the organization's activities.

Standing Committees: A permanent committee of the Board that meets regularly.

Professional Staff: Any paid full-time employee of an NGB.

NGB Membership: All individuals who are paying members of an NGB. This includes grassroots athletes through masters, as well as National Team athletes.

National Teams (Athletes): Athletes who are currently on a National Team as defined by the NGB. This includes the teams selected for that year's national or world championships or the Olympic/Paralympic Games.

National Teams (Coaches and Other Non-Athletes): Staff who assist with the National Teams as defined by the NGB. This includes coaches, trainers, logistics coordinators, medical personnel, etc.

Developmental National Teams (Athletes): Teams typically composed of emerging athletes who are training to eventually compete on the National Teams. These athletes are usually highly skilled individuals who are not fully ready to compete for the National Team.

Developmental National Teams (Coaches and Other Non-Athletes): Staff who assist with the Developmental National Teams as defined by the NGB. This includes coaches, trainers, logistics coordinators, medical personnel, etc.

Part-Time Employees/Interns: These are employees who assist with the operations of an NGB. They differ from professional staff in that they may be temporary or part-time employees.

National Percentages

National percentages are based off the latest data on the American Community Survey (ACS) data updated annually by the U.S. Census Bureau.

Chart Key

0.00% - Percent of Member/Staff
● — - Demographic Data

..... - National Percentage
0.00% - National Percentage

U.S. SOCCER FEDERATION

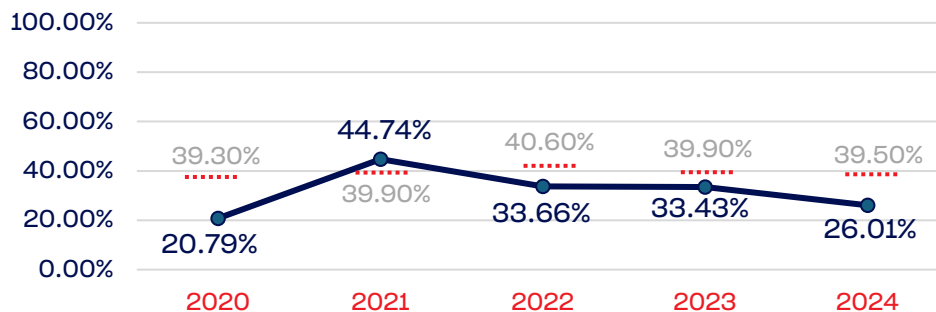
2024 DEMOGRAPHIC DATA



PEOPLE OF COLOR

	Total Number	% People of Color	National %
Board of Directors	23	21.73	39.50
Standing Committees	0	0.00	39.50
Professional Staff	360	29.44	39.50
NGB Membership	0	0.00	39.50
National Team Athletes	113	52.21	39.50
National Team Non-Athlete (Coaches and Support Staff)	105	26.66	39.50
Development National Team Athlete	0	0.00	39.50
Development National Team Non-Athlete (Coaches and Support Staff)	0	0.00	39.50
Part-Time Staff/Inters	5	0.00	39.50
Total	606	32.67	
Average		26.01	

Year-Over-Year Averages (Past 5-Years)



Program and Initiative Notes/Highlights

U.S. Soccer is committed to increasing access and opportunity for people of color across all levels of the game. We have launched targeted community programs, established partnerships with HBCUs for career education and outreach, and prioritized representation in our storytelling and marketing efforts. Our membership system collects race and ethnicity data on a voluntary basis. We are continuously working to improve both the accuracy and inclusivity of this data to inform and support equity-focused initiatives.

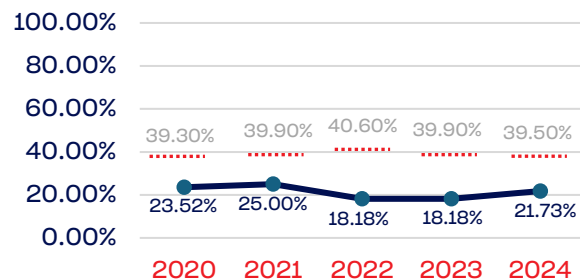
U.S. SOCCER FEDERATION

2024 DEMOGRAPHIC DATA

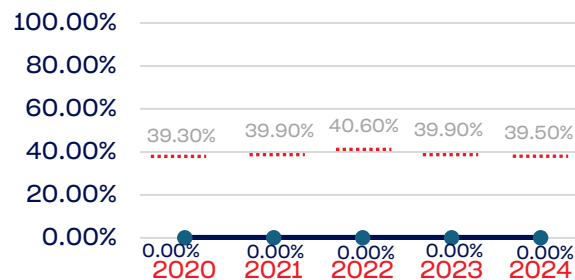


PEOPLE OF COLOR

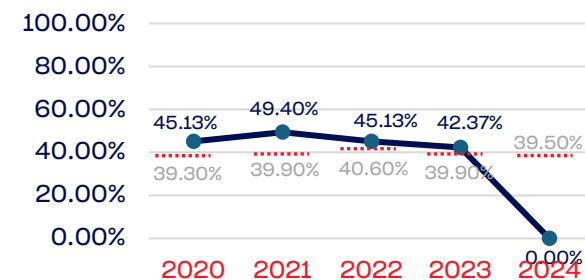
Board of Directors



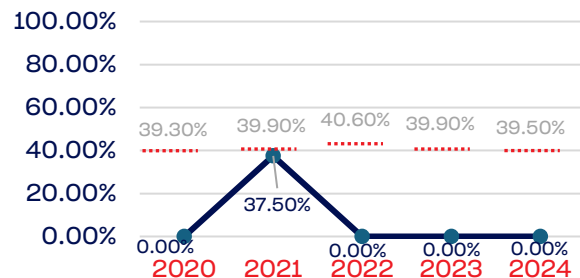
NGB Membership



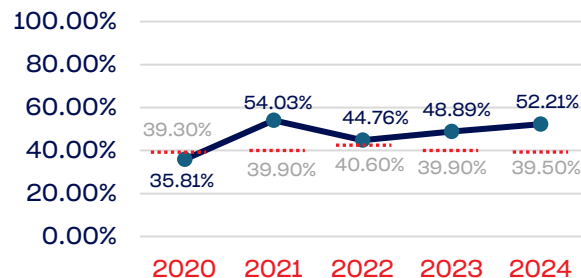
Development National Team



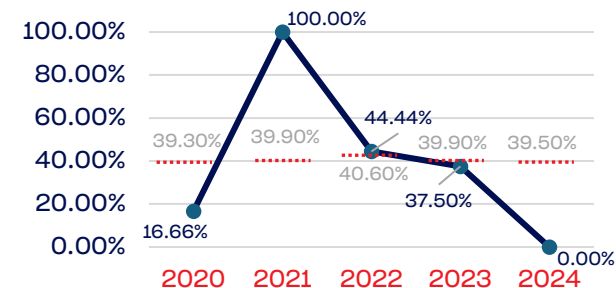
Standing Committees



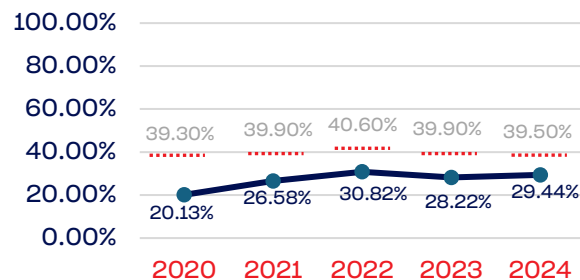
National Team Athletes



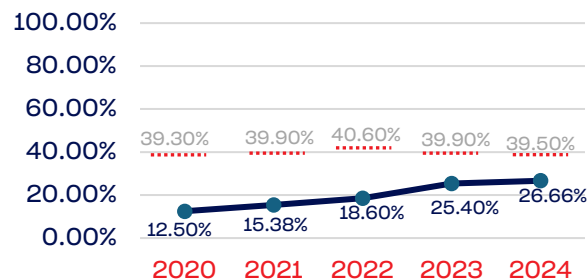
Development National Team Non-Athlete



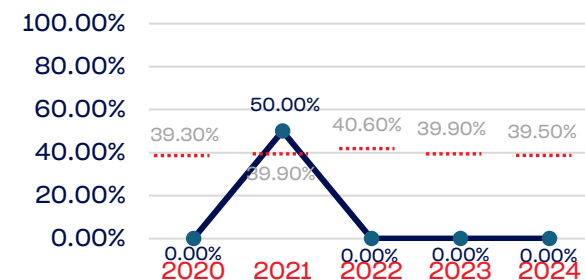
Professional Staff



National Team Non-Athlete



Part-Time Staff/Interns



U.S. SOCCER FEDERATION

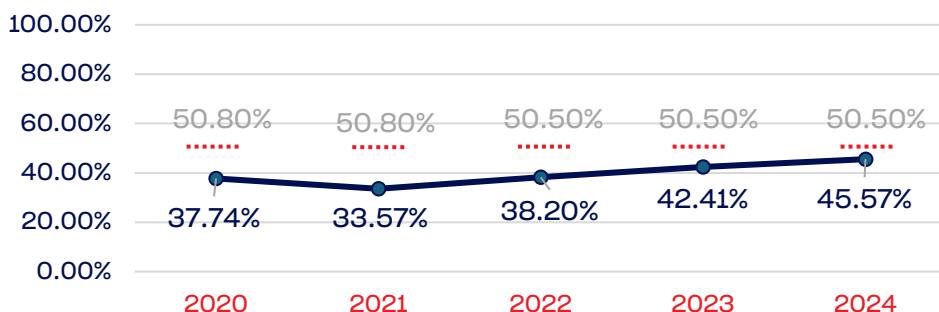
2024 DEMOGRAPHIC DATA



WOMEN

	Total Number	% Women	National %
Board of Directors	23	39.13	50.50
Standing Committees	0	0.00	50.50
Professional Staff	360	44.16	50.50
NGB Membership	0	0.00	50.50
National Team Athletes	113	39.82	50.50
National Team Non-Athlete (Coaches and Support Staff)	105	44.76	50.50
Development National Team Athlete	0	0.00	50.50
Development National Team Non-Athlete (Coaches and Support Staff)	0	0.00	50.50
Part-Time Staff/Inters	5	60.00	50.50
Total	606	43.4	
Average		45.57	

Year-Over-Year Averages (Past 5-Years)



Program and Initiative Notes/Highlights

U.S. Soccer supports several initiatives to advance gender equity across our sport. These include targeted efforts to increase representation of women in coaching and leadership through mentorship and development programs. We are also committed to equitable pay and conditions for our senior national teams.

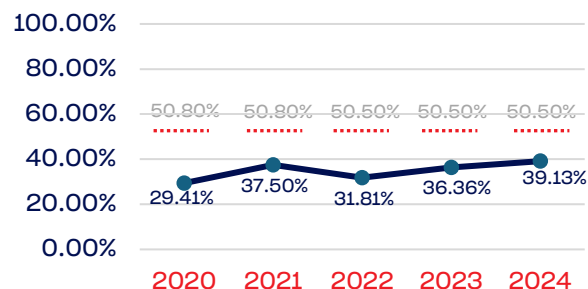
U.S. SOCCER FEDERATION

2024 DEMOGRAPHIC DATA

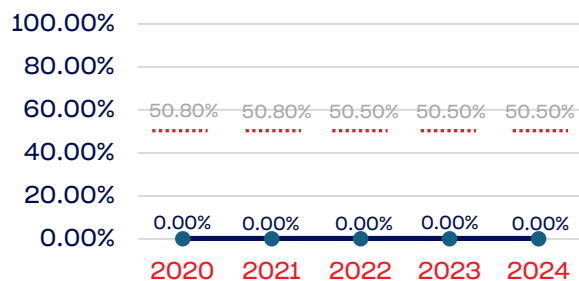


WOMEN

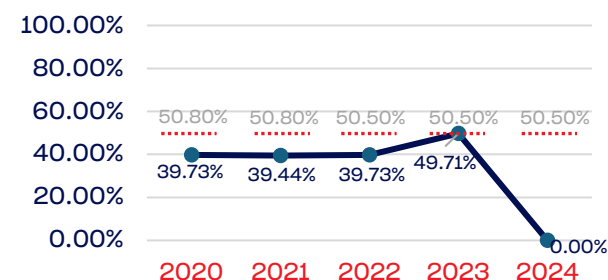
Board of Directors



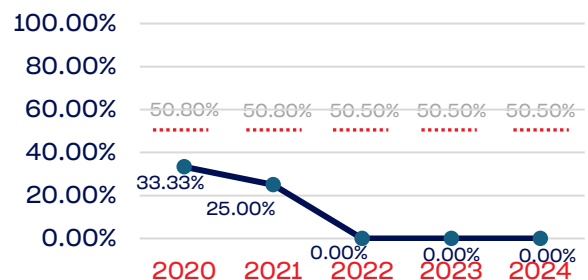
NGB Membership



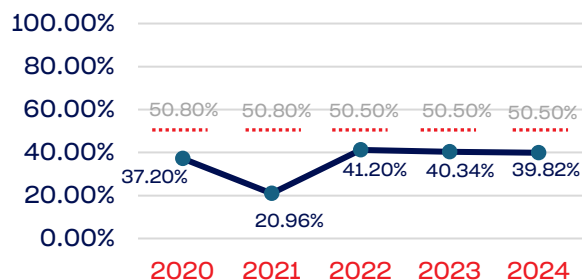
Development National Team



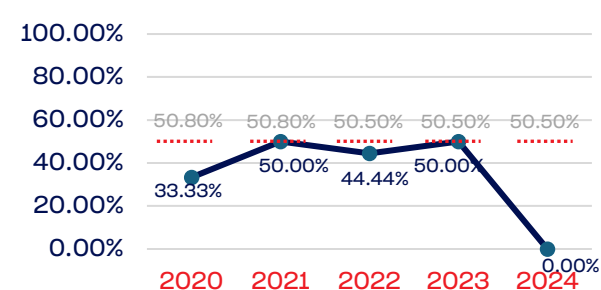
Standing Committees



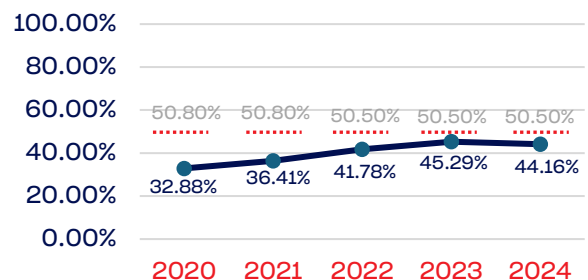
National Team Athletes



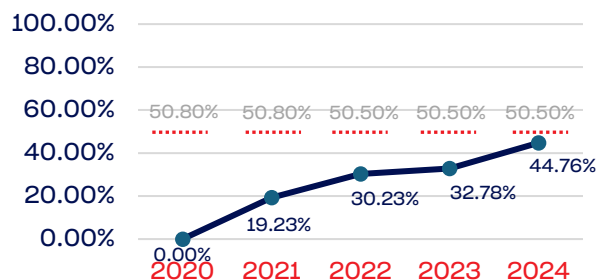
Development National Team Non-Athlete



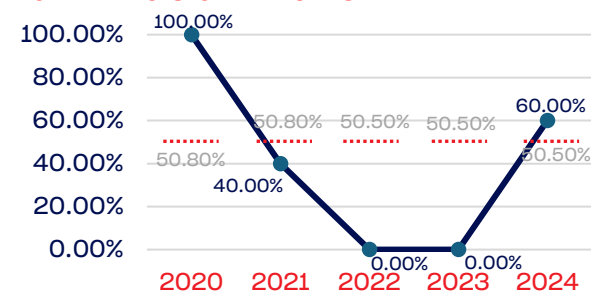
Professional Staff



National Team Non-Athlete



Part-Time Staff/Interns



U.S. SOCCER FEDERATION

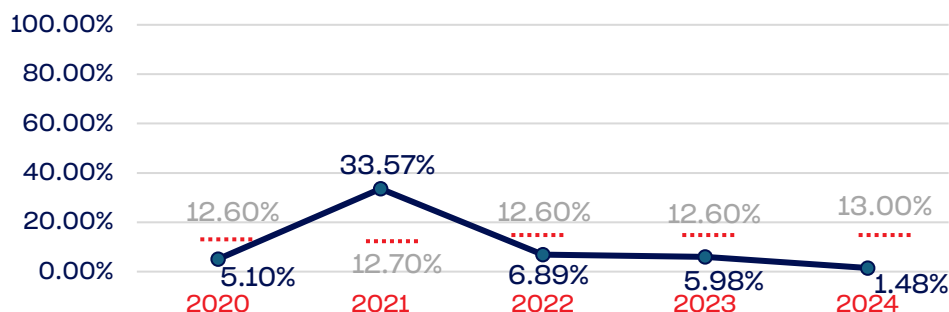
2024 DEMOGRAPHIC DATA



PERSONS WITH A DISABILITY

	Total Number	% Disability	National %
Board of Directors	23	0.00	13.00
Standing Committees	0	0.00	13.00
Professional Staff	360	0.00	13.00
NGB Membership	0	0.00	13.00
National Team Athletes	113	2.65	13.00
National Team Non-Athlete (Coaches and Support Staff)	105	4.76	13.00
Development National Team Athlete	0	0.00	13.00
Development National Team Non-Athlete (Coaches and Support Staff)	0	0.00	13.00
Part-Time Staff/Inters	5	0.00	13.00
Total	606	1.32	
Average		1.48	

Year-Over-Year Averages (Past 5-Years)



Program and Initiative Notes/Highlights

U.S. Soccer is proud to support a range of programs that include and elevate athletes with disabilities, including our Men's and Women's Para National Teams, Deaf National Teams, and Power Soccer National Team. We also recognize December as Disability Awareness Month to celebrate athletes and raise organizational awareness. Our membership platform does not currently collect disability status data, but we are exploring more inclusive data practices to better support athletes and members with disabilities. We also work with our Disability Support Organizations in our Membership.

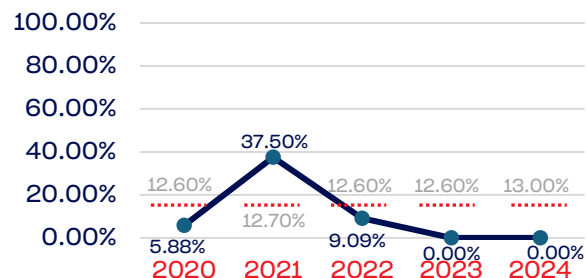
U.S. SOCCER FEDERATION

2024 DEMOGRAPHIC DATA

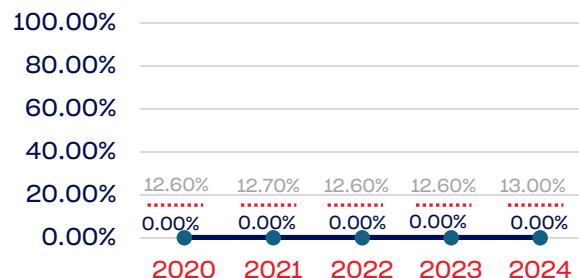


PERSONS WITH A DISABILITY

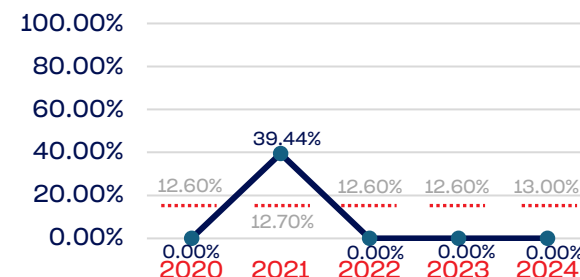
Board of Directors



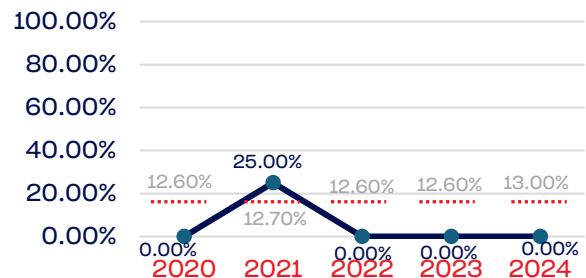
NGB Membership



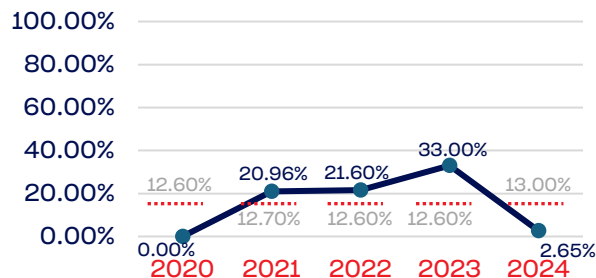
Development National Team



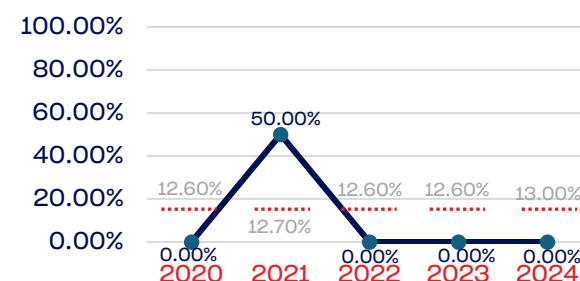
Standing Committees



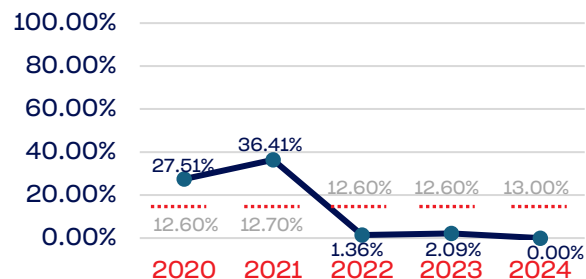
National Team Athletes



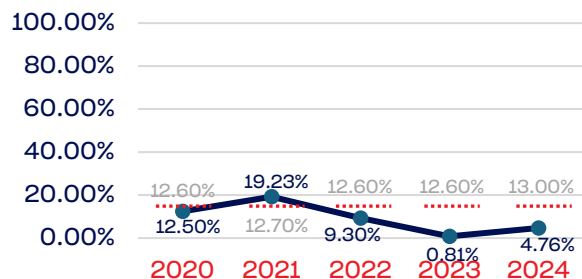
Development National Team Non-Athlete



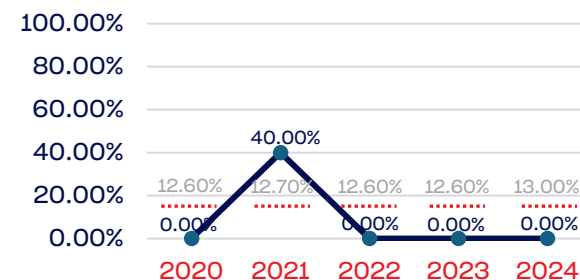
Professional Staff



National Team Non-Athlete



Part-Time Staff/Interns



U.S. SOCCER FEDERATION

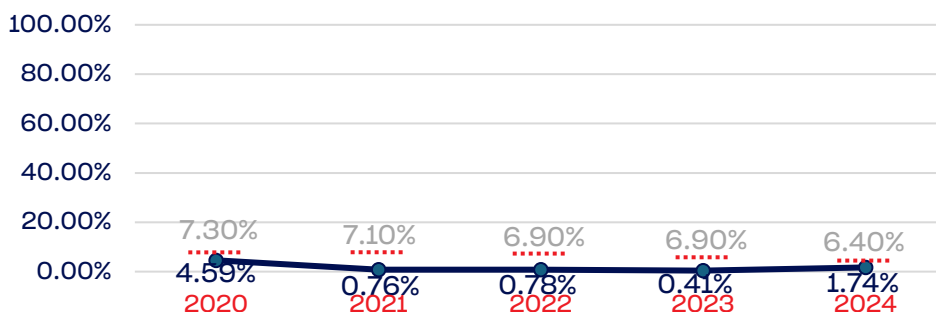
2024 DEMOGRAPHIC DATA



Veterans

	Total Number	% Veterans	National %
Board of Directors	23	8.69	6.4
Standing Committees	0	0.00	6.4
Professional Staff	360	0.00	6.4
NGB Membership	0	0.00	6.4
National Team Athletes	113	0.00	6.4
National Team Non-Athlete (Coaches and Support Staff)	105	0.00	6.4
Development National Team Athlete	0	0.00	6.4
Development National Team Non-Athlete (Coaches and Support Staff)	0	0.00	6.4
Part-Time Staff/Inters	5	0.00	6.4
Total	606	0.33	
Average		1.74	

Year-Over-Year Averages (Past 5-Years)



Program and Initiative Notes/Highlights

U.S. Soccer actively honors and engages with veterans through programming and storytelling that highlight their contributions to the game and our country. We prioritize Veterans Day as a key moment of recognition and are exploring future opportunities to engage veterans in coaching, officiating, and community-based initiatives. Our membership platform does not currently collect veteran status data, but we are assessing ways to capture this information to better serve and include the veteran community.

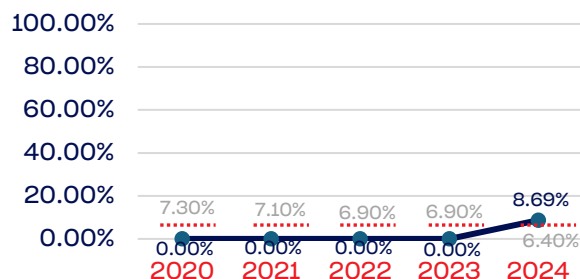
U.S. SOCCER FEDERATION

2024 DEMOGRAPHIC DATA

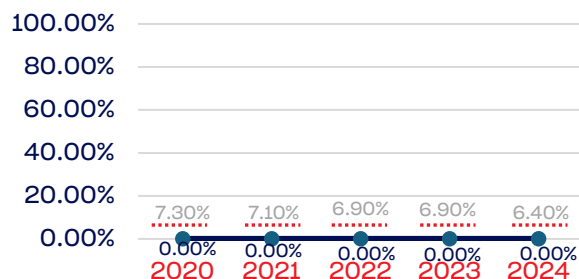


VETERANS

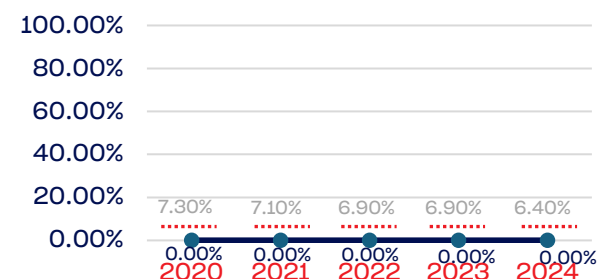
Board of Directors



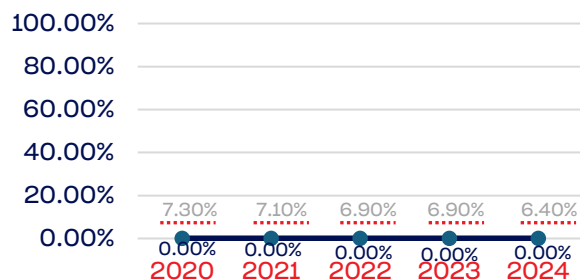
NGB Membership



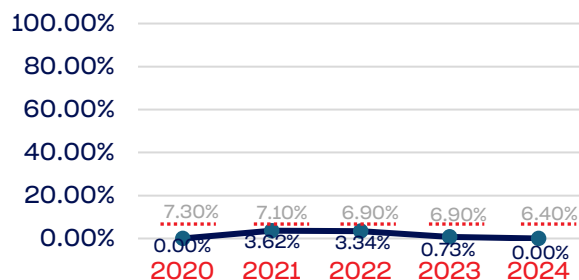
Development National Team



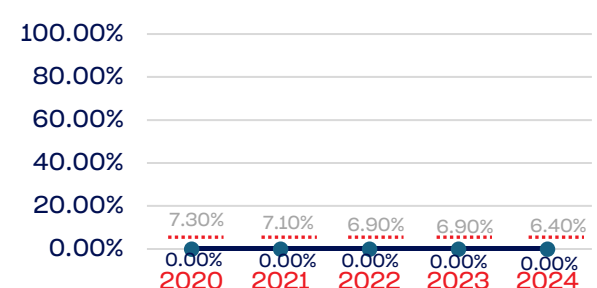
Standing Committees



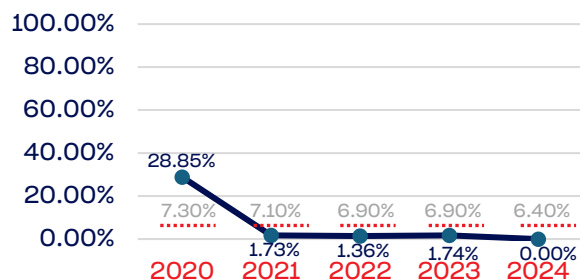
National Team Athletes



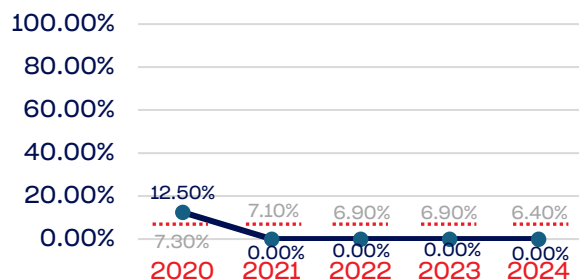
Development National Team Non-Athlete



Professional Staff



National Team Non-Athlete



Part-Time Staff/Interns

