



UNITED STATES
OLYMPIC & PARALYMPIC
COMMITTEE

2024

DEMOGRAPHIC DATA REPORT

US FIGURE SKATING



US FIGURE SKATING

2024 DEMOGRAPHIC DATA



Demographic Data Collection And Preparation

Under Section 220511(2)(B) of the Ted Stevens Act, the USOPC is required to report annual demographic data from the previous year as of December 31. Once the data is collected, the USOPC works with a consultant to compile more than 4,000 data points into unique profiles for each NGB and one for the USOPC.

Significant Definitions

Board of Directors: The Board of Directors is the governing body of a nonprofit. Individuals who sit on the Board are responsible for overseeing the organization's activities.

Standing Committees: A permanent committee of the Board that meets regularly.

Professional Staff: Any paid full-time employee of an NGB.

NGB Membership: All individuals who are paying members of an NGB. This includes grassroots athletes through masters, as well as National Team athletes.

National Teams (Athletes): Athletes who are currently on a National Team as defined by the NGB. This includes the teams selected for that year's national or world championships or the Olympic/Paralympic Games.

National Teams (Coaches and Other Non-Athletes): Staff who assist with the National Teams as defined by the NGB. This includes coaches, trainers, logistics coordinators, medical personnel, etc.

Developmental National Teams (Athletes): Teams typically composed of emerging athletes who are training to eventually compete on the National Teams. These athletes are usually highly skilled individuals who are not fully ready to compete for the National Team.

Developmental National Teams (Coaches and Other Non-Athletes): Staff who assist with the Developmental National Teams as defined by the NGB. This includes coaches, trainers, logistics coordinators, medical personnel, etc.

Part-Time Employees/Interns: These are employees who assist with the operations of an NGB. They differ from professional staff in that they may be temporary or part-time employees.

National Percentages

National percentages are based off the latest data on the American Community Survey (ACS) data updated annually by the U.S. Census Bureau.

Chart Key

0.00% - Percent of Member/Staff
● — - Demographic Data

..... - National Percentage
0.00% - National Percentage

US FIGURE SKATING

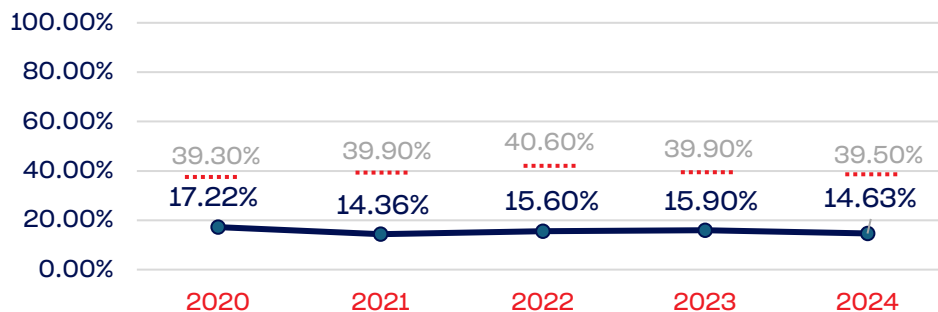
2024 DEMOGRAPHIC DATA



PEOPLE OF COLOR

	Total Number	% People of Color	National %
Board of Directors	19	26.31	39.50
Standing Committees	483	13.87	39.50
Professional Staff	84	8.33	39.50
NGB Membership	60,355	9.69	39.50
National Team Athletes	411	23.84	39.50
National Team Non-Athlete (Coaches and Support Staff)	234	8.11	39.50
Development National Team Athlete	140	32.14	39.50
Development National Team Non-Athlete (Coaches and Support Staff)	107	9.34	39.50
Part-Time Staff/Inters	2	0.00	39.50
Total	61,833	9.87	
Average		14.63	

Year-Over-Year Averages (Past 5-Years)



Program and Initiative Notes/Highlights

US Figure Skating has established strategic partnerships with organizations that serve communities of color, creating opportunities for greater exposure to and participation in figure skating. Organizations include The Boys and Girls Club, Big Brothers Big Sisters, Jack and Jill of America, diversity-focused skating programs, and minority chambers of commerce. Through these efforts, US Figure Skating has offered informational webinars, ticketing packages to major events, custom off-ice programming, and Skatefest learn-to-skate events. Over the past two years, these initiatives have led to increased membership and fan growth, as well as higher participation in figure skating.

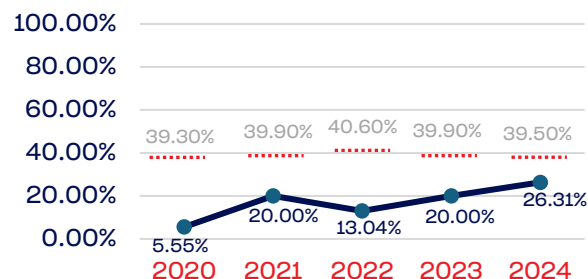
In 2024, US Figure Skating proudly supported the establishment of the first-ever HBCU skating team at Howard University with plans to grow skating opportunities at HBCUs further.

US FIGURE SKATING 2024 DEMOGRAPHIC DATA

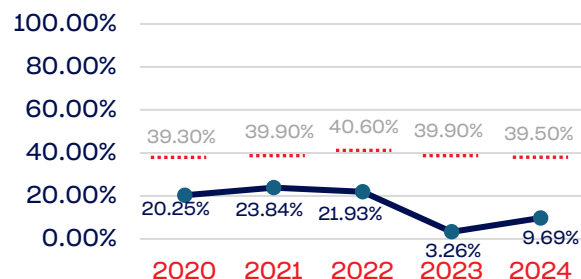


PEOPLE OF COLOR

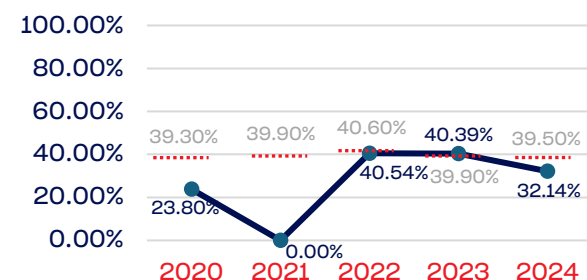
Board of Directors



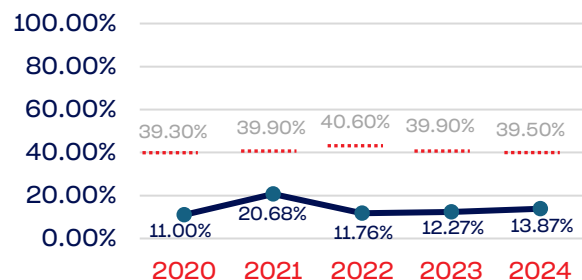
NGB Membership



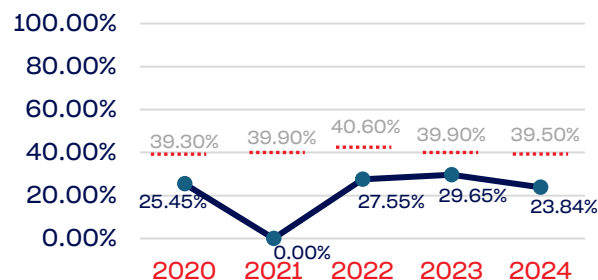
Development National Team



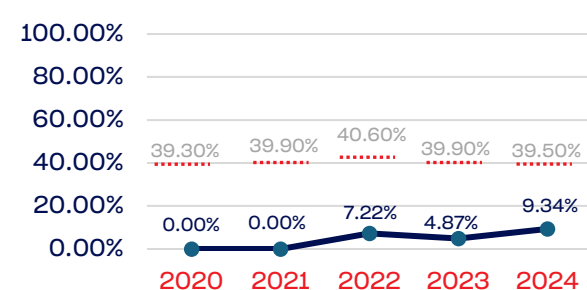
Standing Committees



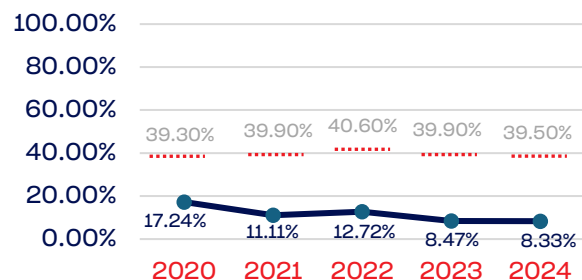
National Team Athletes



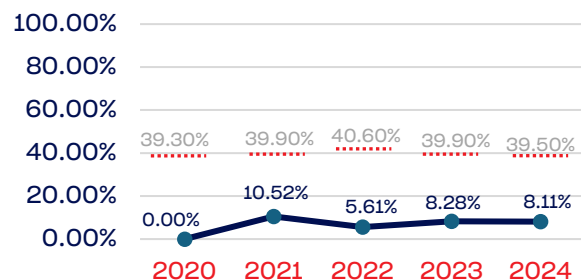
Development National Team Non-Athlete



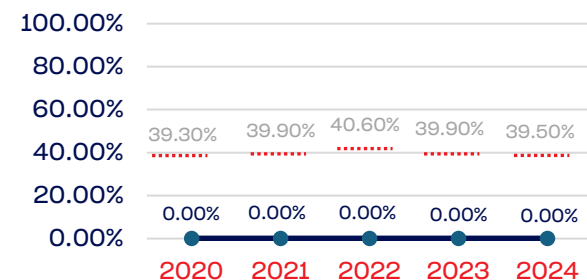
Professional Staff



National Team Non-Athlete



Part-Time Staff/Interns



US FIGURE SKATING

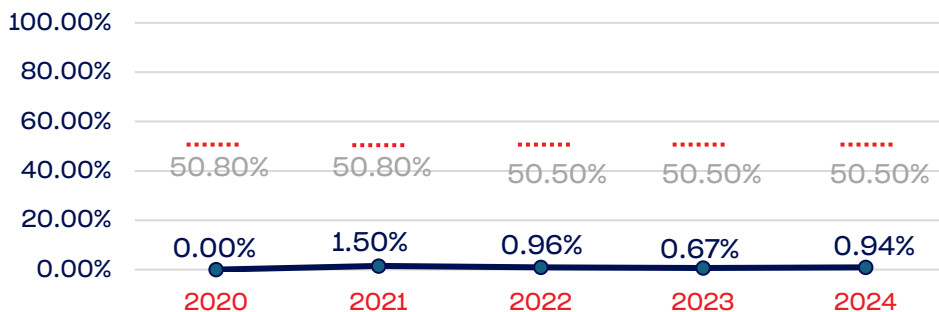
2024 DEMOGRAPHIC DATA



WOMEN

	Total Number	% Women	National %
Board of Directors	19	73.68	50.50
Standing Committees	483	69.35	50.50
Professional Staff	84	60.71	50.50
NGB Membership	60355	89.81	50.50
National Team Athletes	411	82.48	50.50
National Team Non-Athlete (Coaches and Support Staff)	234	58.54	50.50
Development National Team Athlete	140	50.00	50.50
Development National Team Non-Athlete (Coaches and Support Staff)	107	57.94	50.50
Part-Time Staff/Inters	2	0.00	50.50
Total	61833	89.3	
Average		60.28	

Year-Over-Year Averages (Past 5-Years)



Program and Initiative Notes/Highlights

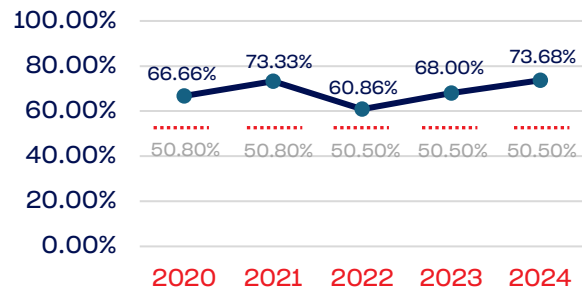
US Figure Skating currently has data collection initiatives to gather expanded gender information, including pronouns and gender identification outside the traditional gender binary, in order to better understand transgender and non-binary participation within the sport. US Figure Skating has taken an intentional approach to collecting data to better understand the barriers that exist for these member groups, aiming to inform retention and recruitment efforts.

US FIGURE SKATING 2024 DEMOGRAPHIC DATA

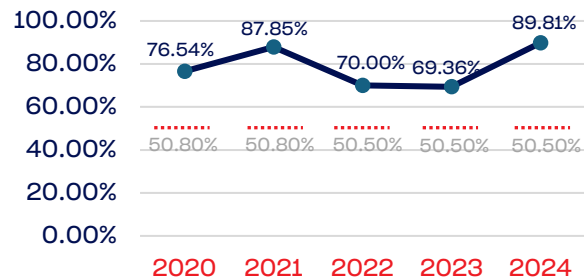


WOMEN

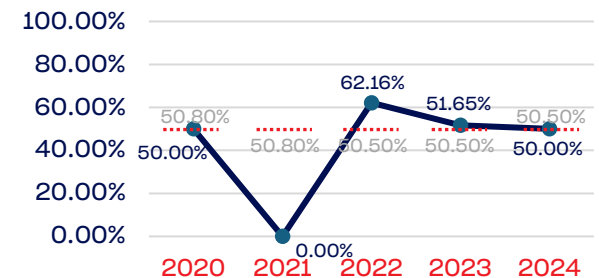
Board of Directors



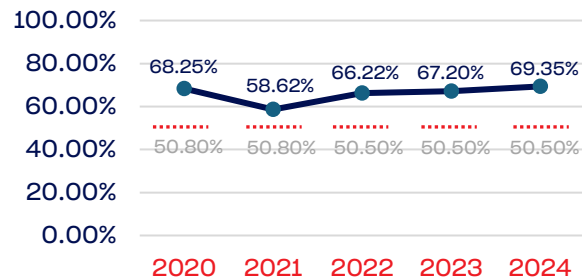
NGB Membership



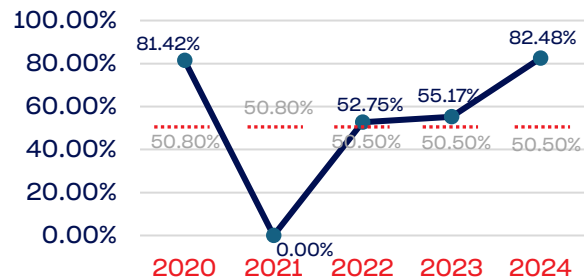
Development National Team



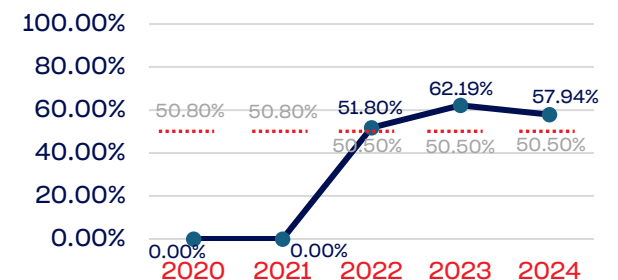
Standing Committees



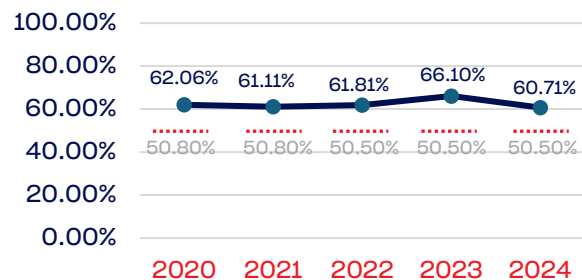
National Team Athletes



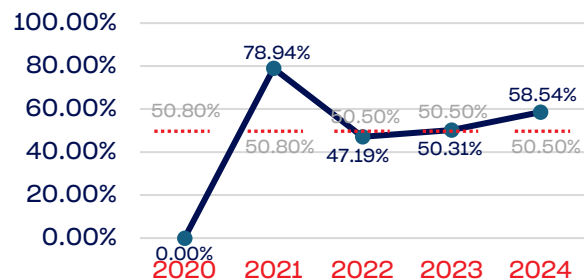
Development National Team Non-Athlete



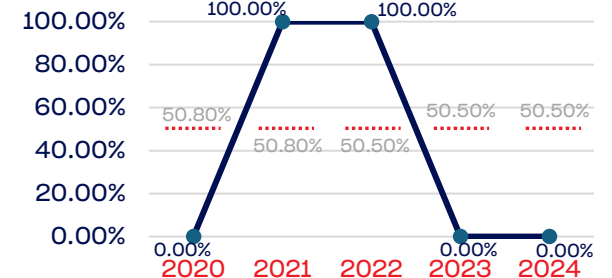
Professional Staff



National Team Non-Athlete



Part-Time Staff/Interns



US FIGURE SKATING

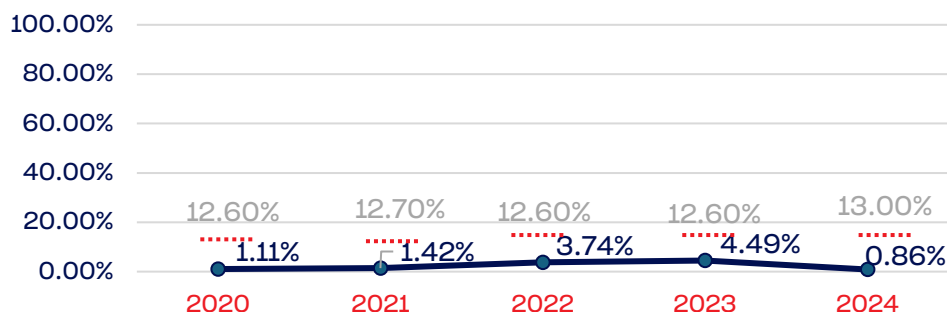
2024 DEMOGRAPHIC DATA



PERSONS WITH A DISABILITY

	Total Number	% Disability	National %
Board of Directors	19	5.26	13.00
Standing Committees	483	1.24	13.00
Professional Staff	84	1.19	13.00
NGB Membership	60355	0.57	13.00
National Team Athletes	411	0.24	13.00
National Team Non-Athlete (Coaches and Support Staff)	234	0.00	13.00
Development National Team Athlete	140	0.00	13.00
Development National Team Non-Athlete (Coaches and Support Staff)	107	0.00	13.00
Part-Time Staff/Inters	2	0.00	13.00
Total	61835	0.57	
Average		0.94	

Year-Over-Year Averages (Past 5-Years)



Program and Initiative Notes/Highlights

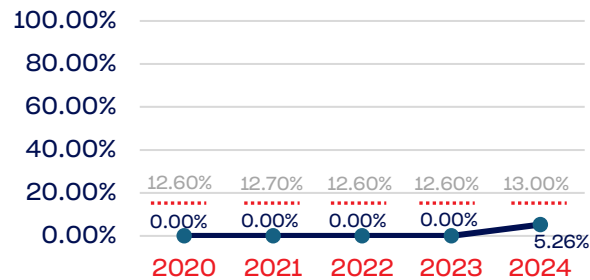
US Figure Skating has taken an intentional approach to collecting data to better understand the barriers that exist for athletes with a disability so we can address retention and recruitment efforts. US Figure Skating has an active Adaptive Skating Committee and a comprehensive handbook of resources. US Figure Skating is partnering globally with the Special Olympics and other skating federations to build more inclusive pathways for participation and competition.

US FIGURE SKATING 2024 DEMOGRAPHIC DATA

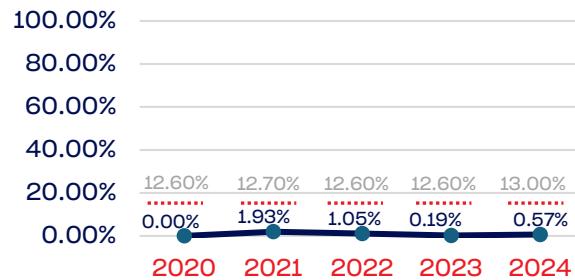


PERSONS WITH A DISABILITY

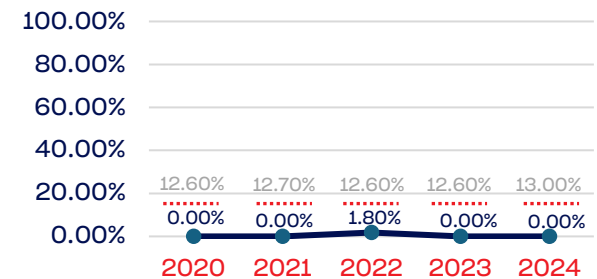
Board of Directors



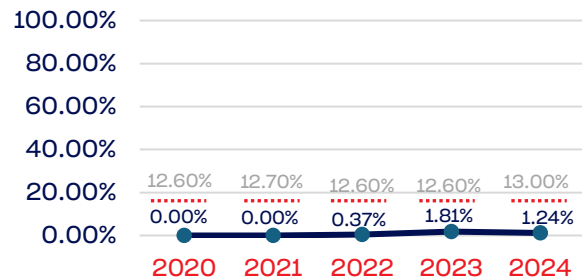
NGB Membership



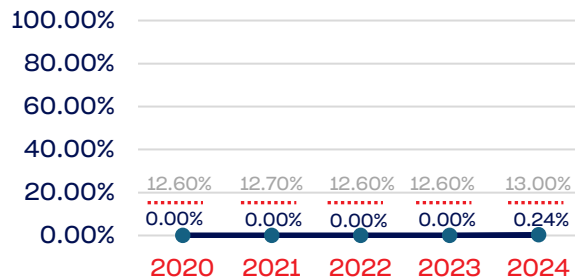
Development National Team



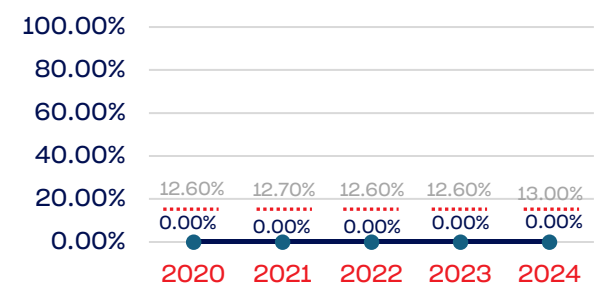
Standing Committees



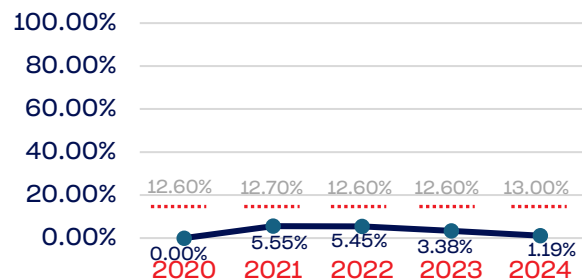
National Team Athletes



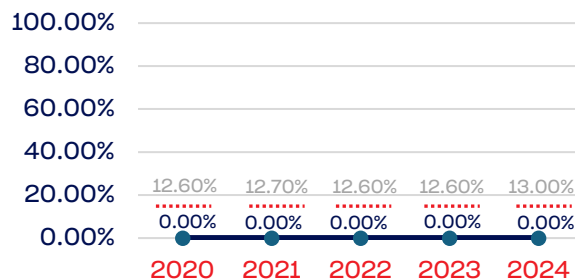
Development National Team Non-Athlete



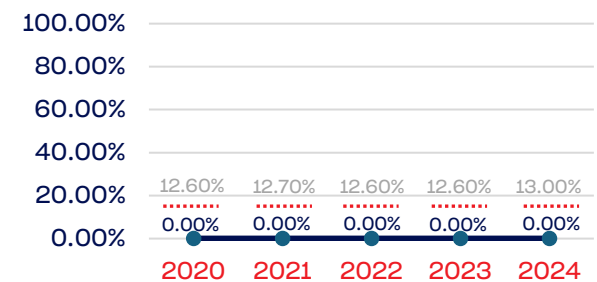
Professional Staff



National Team Non-Athlete



Part-Time Staff/Interns



US FIGURE SKATING

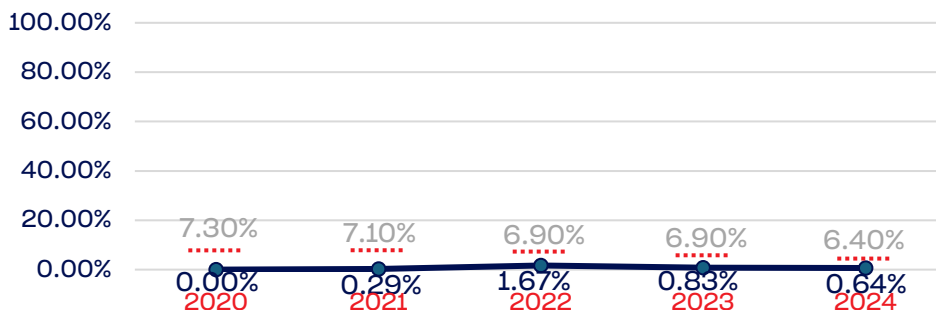
2024 DEMOGRAPHIC DATA



Veterans

	Total Number	% Veterans	National %
Board of Directors	19	0.00	6.4
Standing Committees	483	1.03	6.4
Professional Staff	84	3.57	6.4
NGB Membership	60355	0.47	6.4
National Team Athletes	411	0.24	6.4
National Team Non-Athlete (Coaches and Support Staff)	234	0.42	6.4
Development National Team Athlete	140	0.00	6.4
Development National Team Non-Athlete (Coaches and Support Staff)	107	0.00	6.4
Part-Time Staff/Inters	2	0.00	6.4
Total	61835	0.47	
Average		0.64	

Year-Over-Year Averages (Past 5-Years)



Program and Initiative Notes/Highlights

US Figure Skating has taken an intentional approach to collect data to better understand the barriers that exist for veterans to improve retention and recruitment efforts. In the past, US Figure Skating has explored partnerships with the VA to support veterans with PTSD by offering therapeutic on-ice classes. More recently, as part of its ongoing commitment to supporting its athletes, coaches and families, US Figure Skating has partnered with O2X Human Performance (O2X) to provide comprehensive resilience and mental performance training across all levels of the sport.

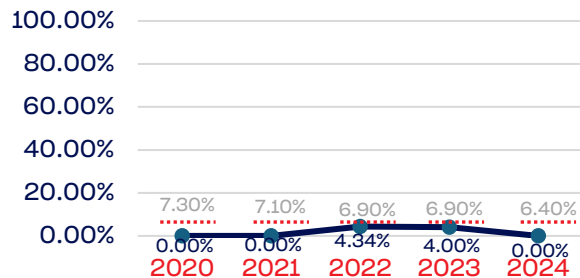
US FIGURE SKATING

2024 DEMOGRAPHIC DATA

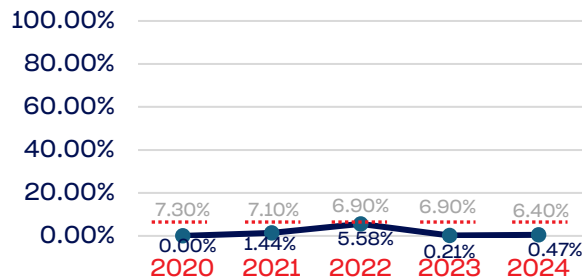


VETERANS

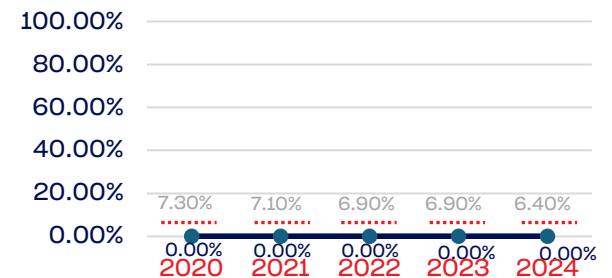
Board of Directors



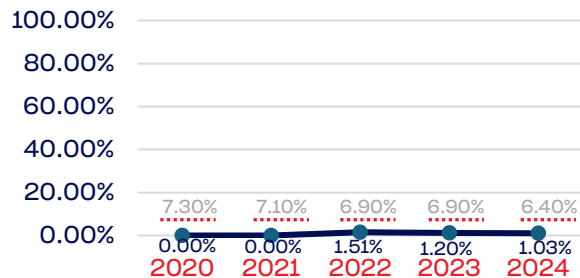
NGB Membership



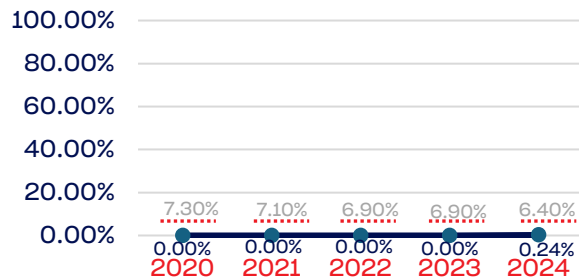
Development National Team



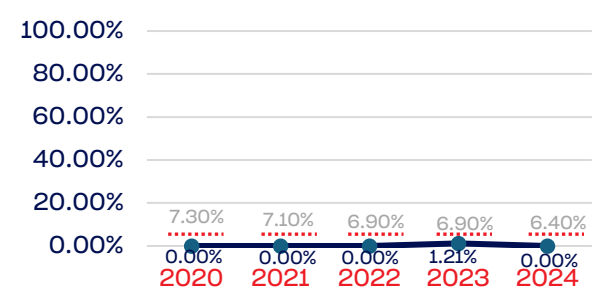
Standing Committees



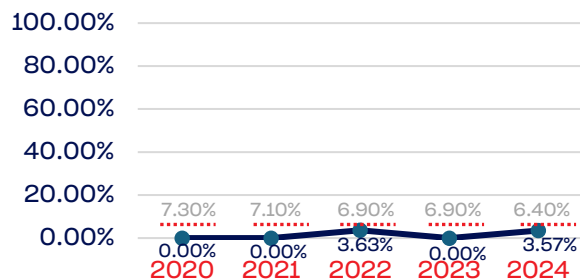
National Team Athletes



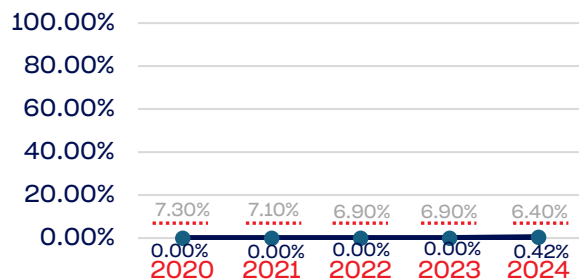
Development National Team Non-Athlete



Professional Staff



National Team Non-Athlete



Part-Time Staff/Interns

