



UNITED STATES
OLYMPIC & PARALYMPIC
COMMITTEE

2024

DEMOGRAPHIC DATA REPORT

USA Diving



USA DIVING

2024 DEMOGRAPHIC DATA



Demographic Data Collection And Preparation

Under Section 220511(2)(B) of the Ted Stevens Act, the USOPC is required to report annual demographic data from the previous year as of December 31. Once the data is collected, the USOPC works with a consultant to compile more than 4,000 data points into unique profiles for each NGB and one for the USOPC.

Significant Definitions

Board of Directors: The Board of Directors is the governing body of a nonprofit. Individuals who sit on the Board are responsible for overseeing the organization's activities.

Standing Committees: A permanent committee of the Board that meets regularly.

Professional Staff: Any paid full-time employee of an NGB.

NGB Membership: All individuals who are paying members of an NGB. This includes grassroots athletes through masters, as well as National Team athletes.

National Teams (Athletes): Athletes who are currently on a National Team as defined by the NGB. This includes the teams selected for that year's national or world championships or the Olympic/Paralympic Games.

National Teams (Coaches and Other Non-Athletes): Staff who assist with the National Teams as defined by the NGB. This includes coaches, trainers, logistics coordinators, medical personnel, etc.

Developmental National Teams (Athletes): Teams typically composed of emerging athletes who are training to eventually compete on the National Teams. These athletes are usually highly skilled individuals who are not fully ready to compete for the National Team.

Developmental National Teams (Coaches and Other Non-Athletes): Staff who assist with the Developmental National Teams as defined by the NGB. This includes coaches, trainers, logistics coordinators, medical personnel, etc.

Part-Time Employees/Interns: These are employees who assist with the operations of an NGB. They differ from professional staff in that they may be temporary or part-time employees.

National Percentages

National percentages are based off the latest data on the American Community Survey (ACS) data updated annually by the U.S. Census Bureau.

Chart Key

0.00% - Percent of Member/Staff
● — - Demographic Data

..... - National Percentage
0.00% - National Percentage

USA DIVING

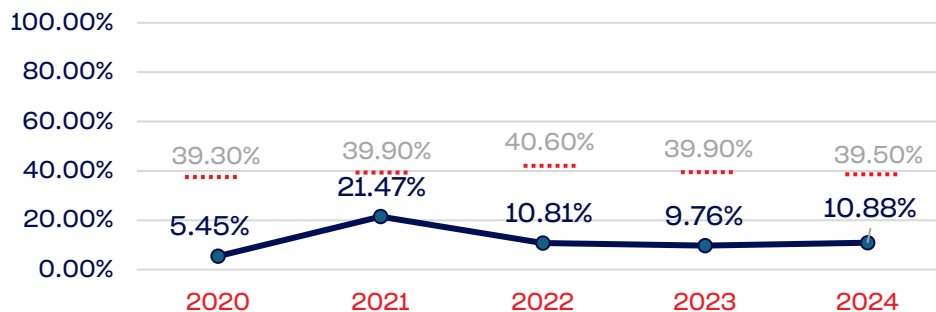
2024 DEMOGRAPHIC DATA



PEOPLE OF COLOR

	Total Number	% People of Color	National %
Board of Directors	14	7.14	39.50
Standing Committees	50	4.00	39.50
Professional Staff	12	0.00	39.50
NGB Membership	6,390	22.94	39.50
National Team Athletes	107	14.95	39.50
National Team Non-Athlete (Coaches and Support Staff)	43	16.27	39.50
Development National Team Athlete	0	0.00	39.50
Development National Team Non-Athlete (Coaches and Support Staff)	0	0.00	39.50
Part-Time Staff/Inters	0	0.00	39.50
Total	6,616	22.55	
Average		10.88	

Year-Over-Year Averages (Past 5-Years)



Program and Initiative Notes/Highlights

USA Diving has a committee focused on bringing access to pools and the sport in diverse communities and are supporting our coaches of color with opportunities to speak/lead within these programs.

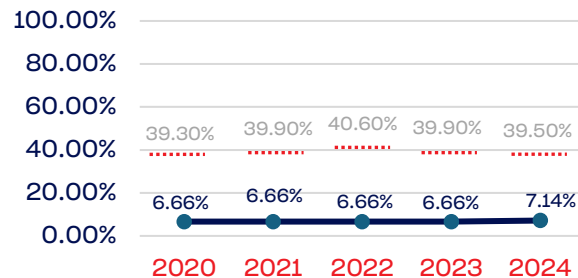
USA DIVING

2024 DEMOGRAPHIC DATA

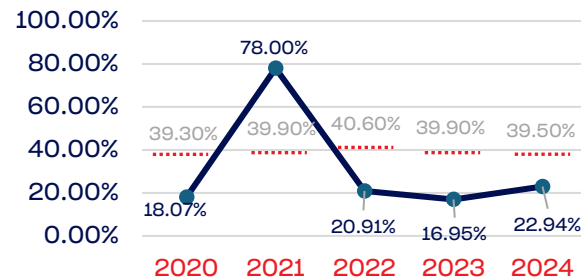


PEOPLE OF COLOR

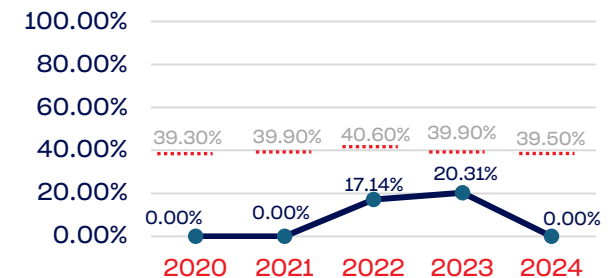
Board of Directors



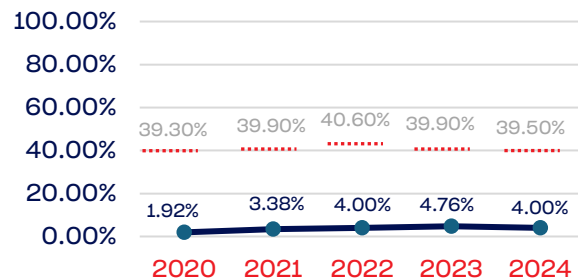
NGB Membership



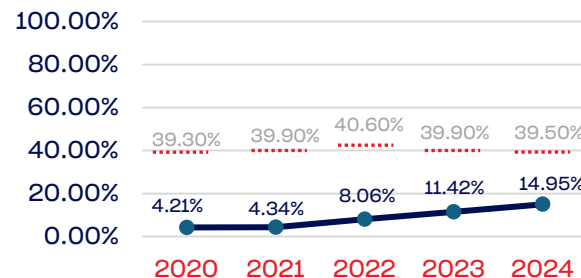
Development National Team



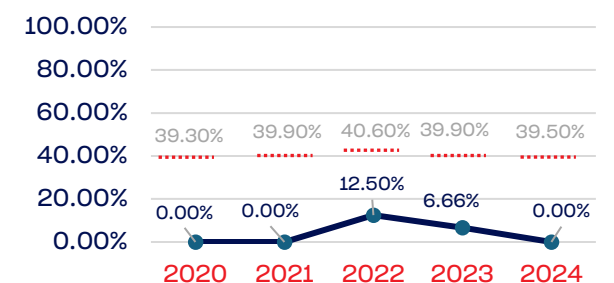
Standing Committees



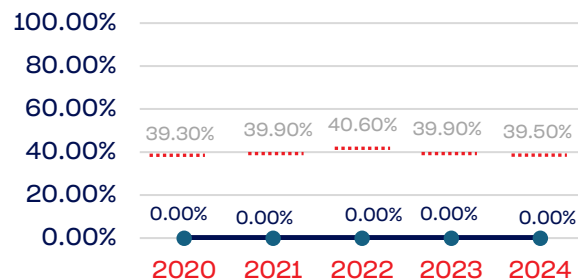
National Team Athletes



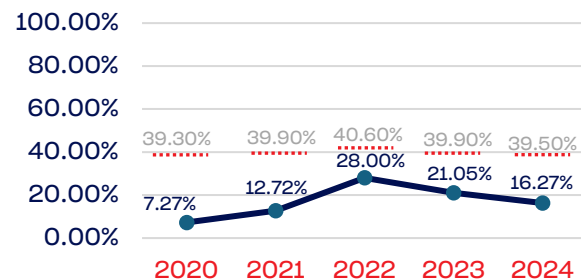
Development National Team Non-Athlete



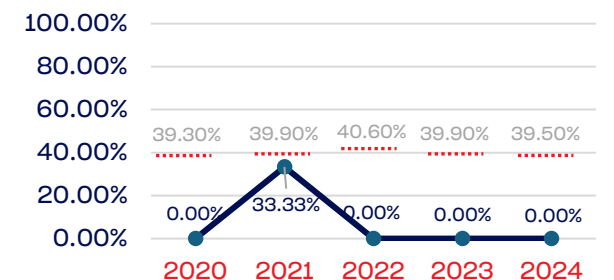
Professional Staff



National Team Non-Athlete



Part-Time Staff/Interns



USA DIVING

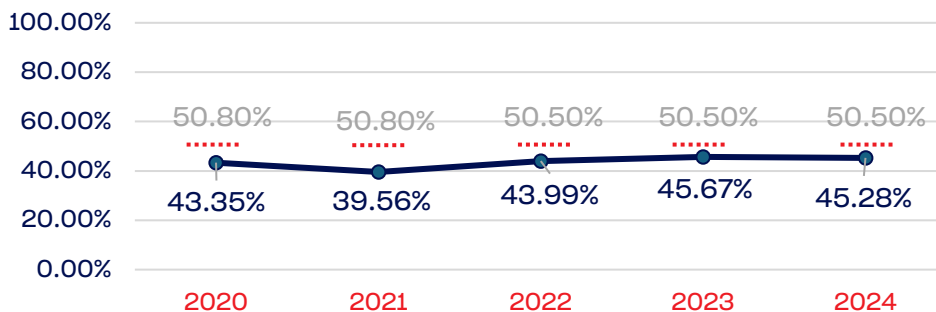
2024 DEMOGRAPHIC DATA



WOMEN

	Total Number	% Women	National %
Board of Directors	14	35.71	50.50
Standing Committees	50	44.00	50.50
Professional Staff	12	66.66	50.50
NGB Membership	6390	60.90	50.50
National Team Athletes	107	45.79	50.50
National Team Non-Athlete (Coaches and Support Staff)	43	18.60	50.50
Development National Team Athlete	0	0.00	50.50
Development National Team Non-Athlete (Coaches and Support Staff)	0	0.00	50.50
Part-Time Staff/Inters	0	0.00	50.50
Total	6616	60.22	
Average		45.28	

Year-Over-Year Averages (Past 5-Years)



Program and Initiative Notes/Highlights

USA Diving's membership software does not currently collect nonbinary or transgender information. USA Diving is working on improving our representation via outreach programming and by bringing access to facilities and coaching in underrepresented communities.

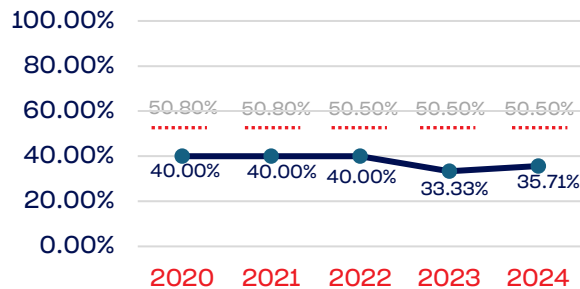
USA DIVING

2024 DEMOGRAPHIC DATA

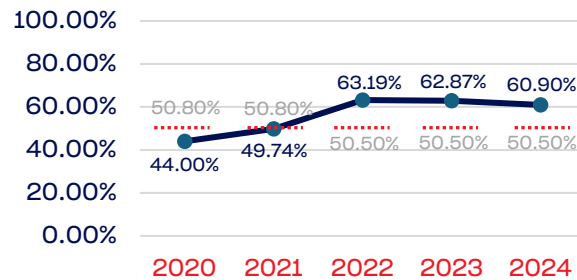


WOMEN

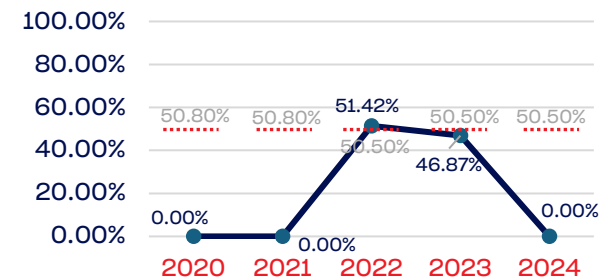
Board of Directors



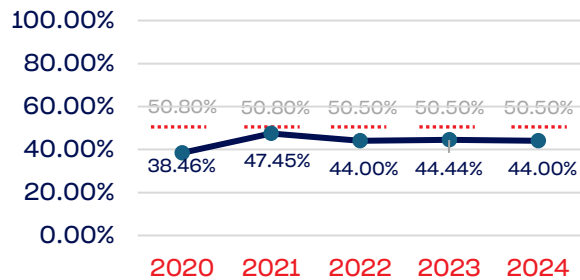
NGB Membership



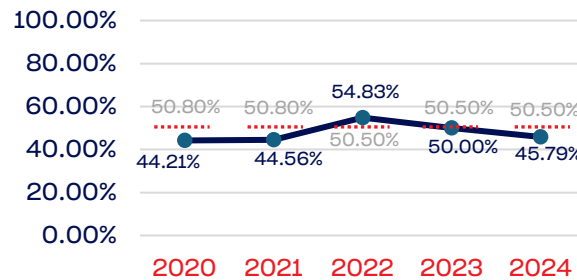
Development National Team



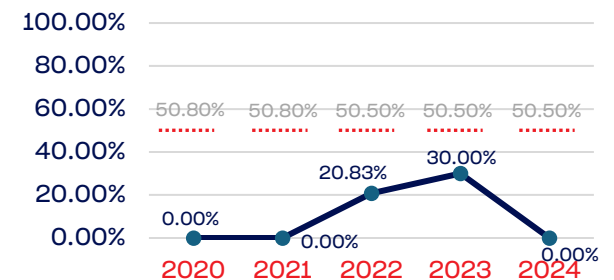
Standing Committees



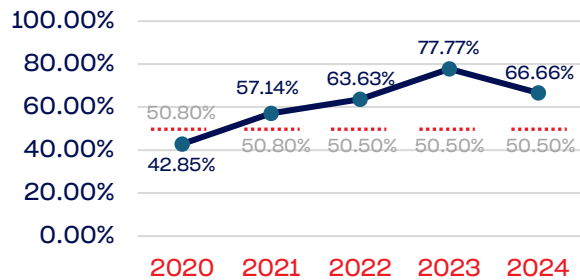
National Team Athletes



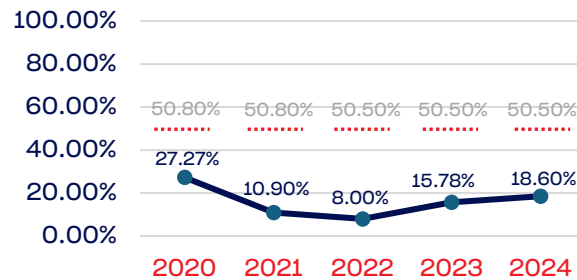
Development National Team Non-Athlete



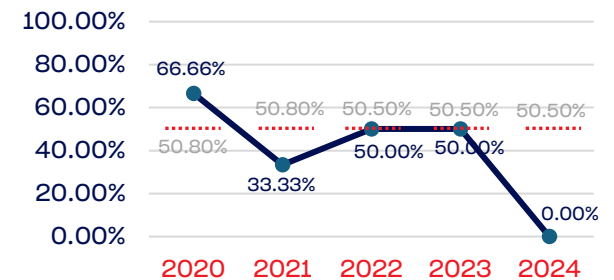
Professional Staff



National Team Non-Athlete



Part-Time Staff/Interns



USA DIVING

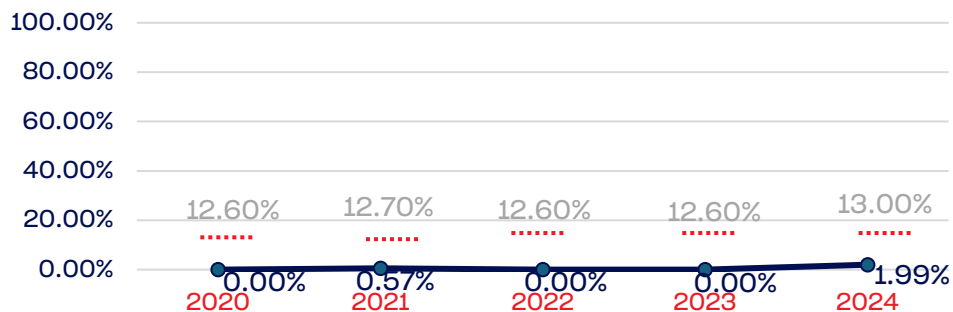
2024 DEMOGRAPHIC DATA



PERSONS WITH A DISABILITY

	Total Number	% Disability	National %
Board of Directors	50	0.00	13.00
Standing Committees	12	0.00	13.00
Professional Staff	6390	0.00	13.00
NGB Membership	107	0.00	13.00
National Team Athletes	43	0.00	13.00
National Team Non-Athlete (Coaches and Support Staff)	0	0.00	13.00
Development National Team Athlete	0	0.00	13.00
Development National Team Non-Athlete (Coaches and Support Staff)	0	0.00	13.00
Part-Time Staff/Inters	50	0.00	13.00
Total	6616	0	
Average		0	

Year-Over-Year Averages (Past 5-Years)



Program and Initiative Notes/Highlights

USA Diving supports any persons with a disability who participate in our sport and make localized competitive accommodations to fit their needs and offer advancement opportunities to match participants without disabilities.

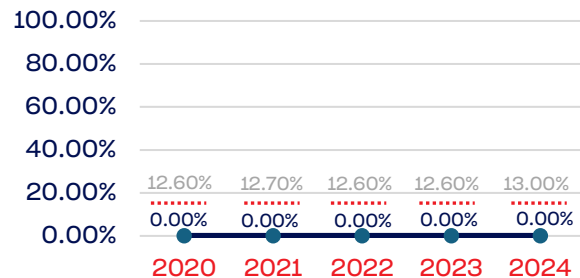
USA DIVING

2024 DEMOGRAPHIC DATA

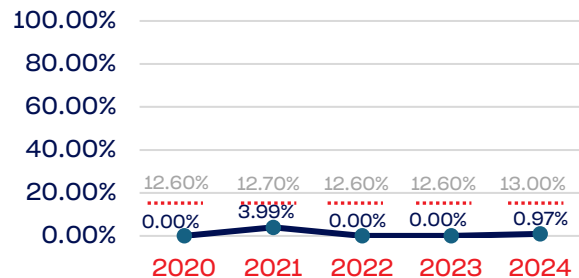


PERSONS WITH A DISABILITY

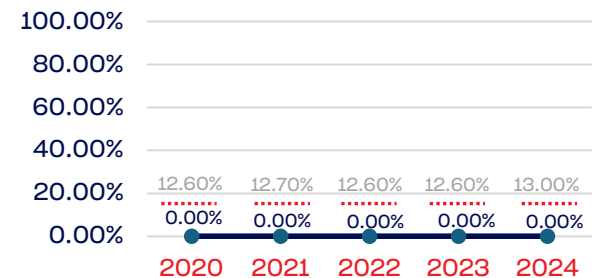
Board of Directors



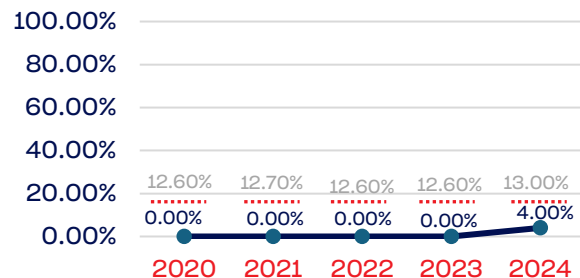
NGB Membership



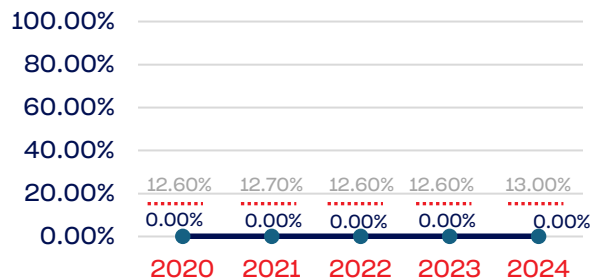
Development National Team



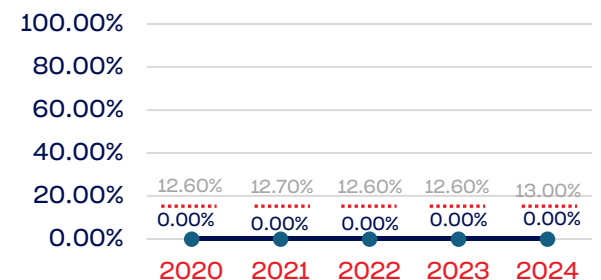
Standing Committees



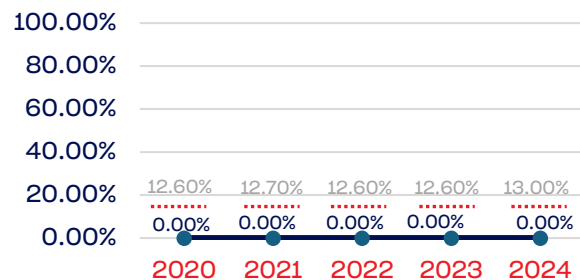
National Team Athletes



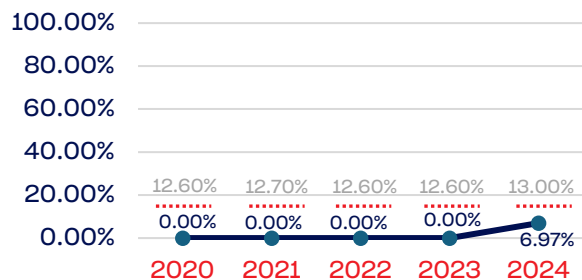
Development National Team Non-Athlete



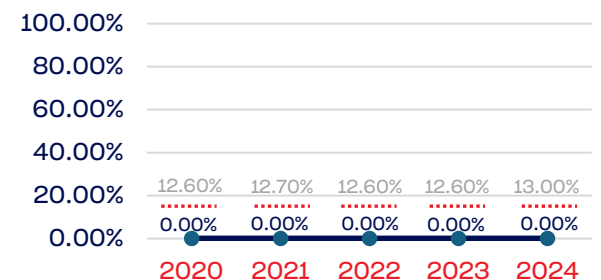
Professional Staff



National Team Non-Athlete



Part-Time Staff/Interns



USA DIVING

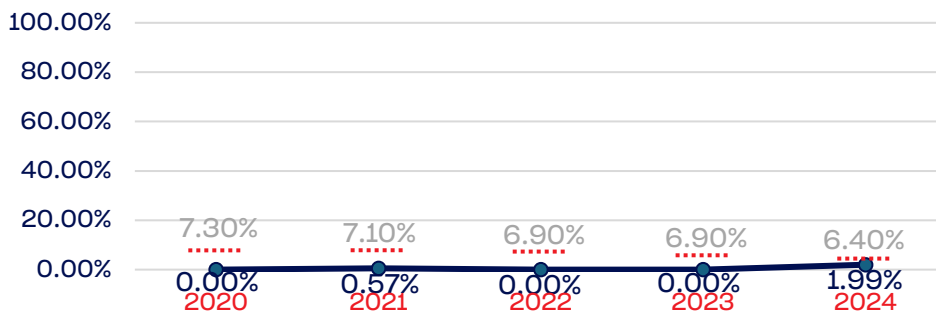
2024 DEMOGRAPHIC DATA



Veterans

	Total Number	% Veterans	National %
Board of Directors	15	6.66	6.4
Standing Committees	13	0.00	6.4
Professional Staff	8	0.00	6.4
NGB Membership	14894	0.02	6.4
National Team Athletes	43	9.30	6.4
National Team Non-Athlete (Coaches and Support Staff)	13	0.00	6.4
Development National Team Athlete	30	0.00	6.4
Development National Team Non-Athlete (Coaches and Support Staff)	8	0.00	6.4
Part-Time Staff/Inters	7	0.00	6.4
Total	15031	0.05	
Average		1.78	

Year-Over-Year Averages (Past 5-Years)



Program and Initiative Notes/Highlights

75% of USA Diving's membership falls under the required age for military service.

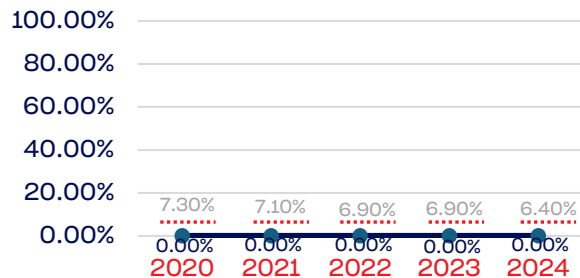
USA DIVING

2024 DEMOGRAPHIC DATA

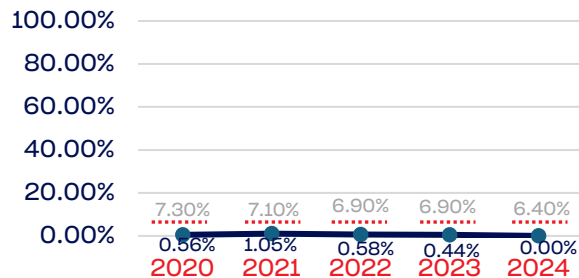


VETERANS

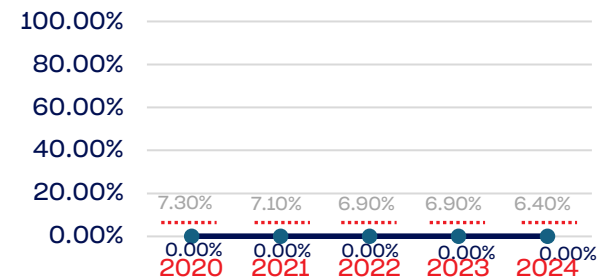
Board of Directors



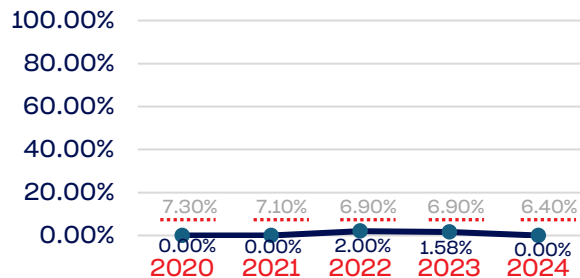
NGB Membership



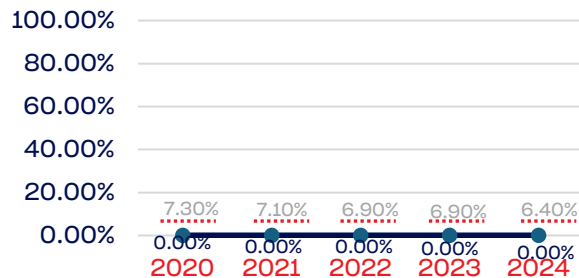
Development National Team



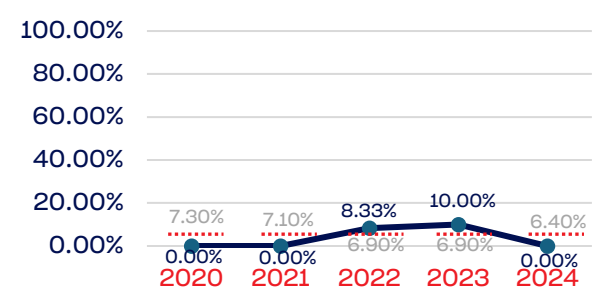
Standing Committees



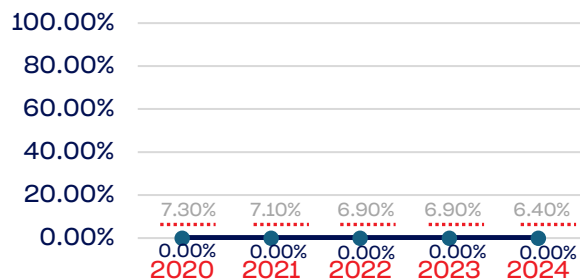
National Team Athletes



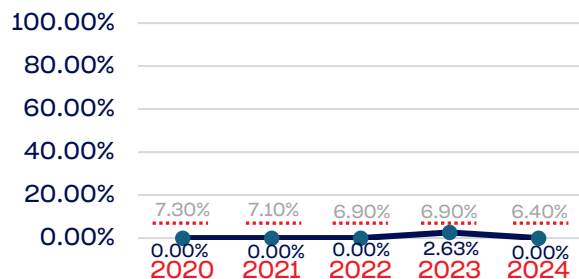
Development National Team Non-Athlete



Professional Staff



National Team Non-Athlete



Part-Time Staff/Interns

