



TEAM USA

OLYMPIC HISTORY

Summer Edition

The Olympic and Paralympic Games Tokyo 2020 were postponed due to COVID-19 pandemic. Taking place in 2021, the Games are officially branded as "Tokyo 2020".

CREDITS:

The Team USA History Book is a production of the United States Olympic & Paralympic Committee.

All information contained in this edition is updated as of January 2026.


Design/Layout/Digital Publication: Brite Solutions

Editors: Ike Hartman, USOPC Communications

Photography: Getty Images, Crawford Family U.S. Olympic Archives, International Olympic Committee, U.S. Olympic & Paralympic Committee

ATHENS 1896

Members of the U.S. Olympic Team
pose with the American flag.



Contents

OLYMPIC HISTORY

- Chronology
- Motto
- Creed
- Rings

U.S. OLYMPIC HISTORY (SUMMER)

- Team Makeup
- Flagbearers
- Oath-Takers
- Torchbearers
- Podium Sweeps
- Medal Count By Day
- Summer/Winter Athletes

ALL-TIME MEDALS (SUMMER)

U.S.

- By Year
- By Sport

WORLD

- Overall
- Men
- Women
- Mixed

INDIVIDUAL RECORDS (SUMMER)

U.S.

- All-Time Medals – Men
- All-Time Medals – Women
- All-Time Gold Medals – Men
- All-Time Gold Medals – Women
- All-Time Silver Medals – Men
- All-Time Silver Medals – Women
- All-Time Bronze Medals – Men
- All-Time Bronze Medals – Women
- All-Time Medals, Individual Events – Men
- All-Time Medals, Individual Events – Women
- All-Time Gold Medals, Individual Events – Men
- All-Time Gold Medals, Individual Events – Women
- Single Games Medals – Men
- Single Games Medals – Women
- Single Games Gold Medals – Men
- Single Games Gold Medals – Women
- Single Games Medals, Individual Events – Men
- Single Games Medals, Individual Events – Women
- Single Games Gold Medals, Individual Events – Men
- Single Games Gold Medals, Individual Events – Women
- Appearances – Men
- Appearances – Women
- Consecutive Appearances – Men
- Years Between Appearances – Men
- Years Between Appearances – Women
- Youngest Competitor – Men
- Youngest Competitor – Women
- Oldest Competitor – Men
- Oldest Competitor – Women
- Youngest Medalist – Men
- Youngest Medalist – Women
- Oldest Medalist – Men
- Oldest Medalist – Women
- Youngest Gold Medalist – Men
- Youngest Gold Medalist – Women
- Oldest Gold Medalist – Men
- Oldest Gold Medalist – Women
- Medal Years – Men
- Medal Years – Women

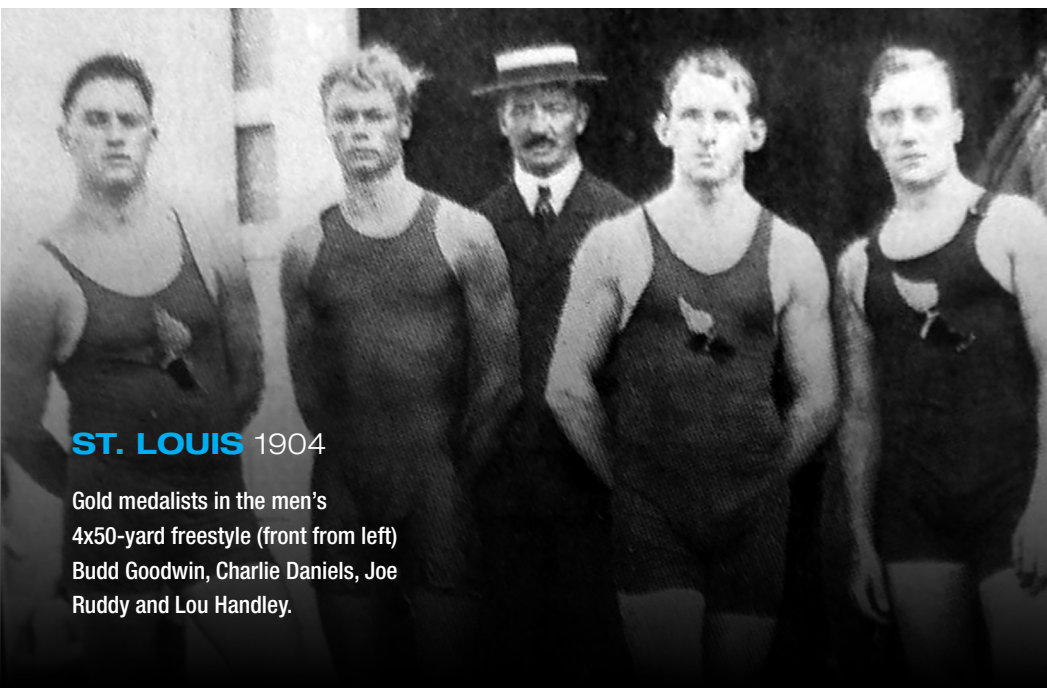


Consecutive Medal Years – Men
 Consecutive Medal Years – Women
 2+ Medal Years – Men
 2+ Medal Years – Women
 3+ Medal Years – Men
 3+ Medal Years – Women
 Gold Medal Years – Men
 Gold Medal Years – Women
 2+ Gold Medal Years – Men
 2+ Gold Medal Years – Women
 3+ Gold Medal Years – Men
 3+ Gold Medal Years – Women
 Years Between Medals – Men
 Years Between Medals – Women
 Years Between Gold Medals – Men
 Years Between Gold Medals – Women
 Gold Medals, Same Event – Men
 Gold Medals, Same Event – Women
 Consecutive Gold Medals, Same Event – Men
 Consecutive Gold Medals, Same Event – Women
 Gold Medals, Same Individual Event – Men
 Gold Medals, Same Individual Event – Women
 Consecutive Gold Medals, Same Individual Event – Men
 Consecutive Gold Medals, Same Individual Event – Women

Evelyn

ASHFORD

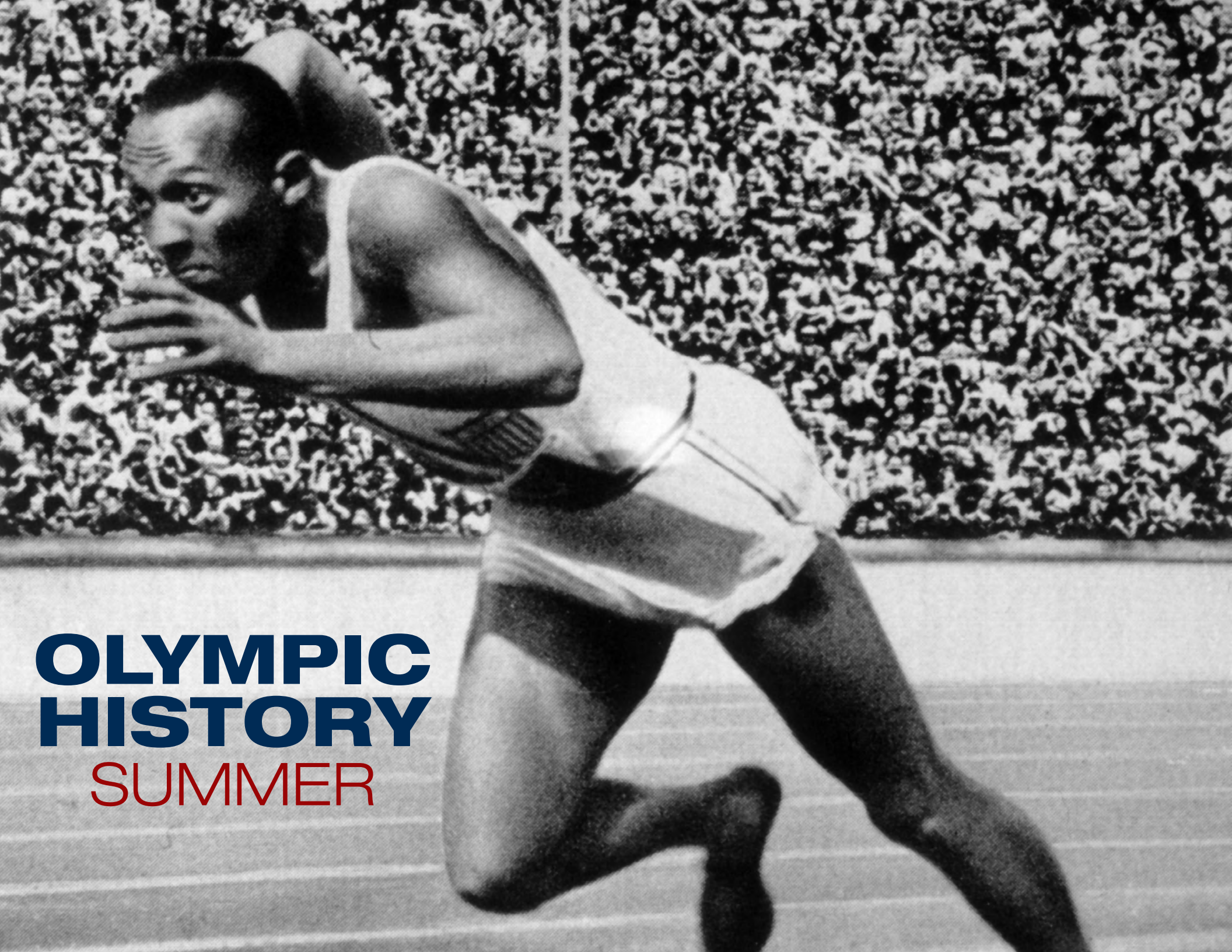
1976
1984
1988
1992



ST. LOUIS 1904

Gold medalists in the men's
 4x50-yard freestyle (front from left)
 Budd Goodwin, Charlie Daniels, Joe
 Ruddy and Lou Handley.





**OLYMPIC
HISTORY**
SUMMER

CHRONOLOGY

NO.	YEAR	HOST CITY	NATIONS	EVENTS	SPORTS	MALE	FEMALE	ATHLETES
I	1896	Athens, Greece	14	43	9	241	0	241
II	1900	Paris, France	24	95	18	975	22	997
III	1904	St. Louis, Mo., USA	12	91	17	645	6	651
IV	1908	London, England	22	110	22	1,971	37	2,008
V	1912	Stockholm, Sweden	28	102	14	2,359	48	2,407
VI	1916	Berlin, Germany		<i>Cancelled – WWI</i>				
VII	1920	Antwerp, Belgium	29	154	22	2,561	65	2,626
VIII	1924	Paris, France	44	126	17	2,954	135	3,089
IX	1928	Amsterdam, Holland	46	109	14	2,606	277	2,883
X	1932	Los Angeles, Calif., USA	37	117	14	1,206	126	1,332
XI	1936	Berlin, Germany	49	129	19	3,632	331	3,963
XII	1940	Tokyo, Japan/Helsinki, Finland		<i>Cancelled – WWII</i>				
XIII	1944	London, England		<i>Cancelled – WWII</i>				
XIV	1948	London, England	59	136	17	3,714	390	4,104
XV	1952	Helsinki, Finland	69	149	17	4,436	519	4,955
XVI	1956	Melbourne, Australia/ Stockholm, Sweden (equestrian)*	72	145	17	2,938	376	3,314
XVII	1960	Rome, Italy	83	150	17	4,727	611	5,338
XVIII	1964	Tokyo, Japan	93	163	19	4,473	678	5,151
XIX	1968	Mexico City, Mexico	112	172	20	4,735	781	5,516
XX	1972	Munich, Germany	121	195	23	6,075	1,059	7,134
XXI	1976	Montreal, Que., Canada	92	198	21	4,824	1,260	6,084
XXII	1980	Moscow, USSR	80	203	21	4,064	1,115	5,179
XXIII	1984	Los Angeles, Calif., USA	140	221	23	5,263	1,566	6,829
XXIV	1988	Seoul, Korea	159	237	25	6,197	2,194	8,391
XXV	1992	Barcelona, Spain	169	257	28	6,652	2,704	9,356
XXVI	1996	Atlanta, Ga., USA	197	271	26	6,806	3,512	10,318
XXVII	2000	Sydney, Australia	199	300	28	6,582	4,069	10,651
XXVIII	2004	Athens, Greece	201	301	28	6,296	4,329	10,625
XXIX	2008	Beijing, China	204	302	28	6,305	4,637	10,942
XXX	2012	London, England	204	302	26	5,892	4,676	10,568
XXXI	2016	Rio de Janeiro, Brazil	205	306	28	6,217	5,086	11,303
XXXII	2020	Tokyo, Japan	205	339	33	5,910	5,409	11,319
XXXIII	2024	Paris, France	206	329	32	5,525	5,189	10,714

* Due to Australia's immigration laws for horses, the 1956 equestrian events were held in Stockholm, Sweden.

LOS ANGELES 1932

The Olympic Games Los Angeles 1932, held during the Great Depression, was the first Games to have a dedicated Olympic Village. Additionally, it was the first time photo-finish was used in the Olympic Games, invented by the immediate past president of the United States Olympic Committee, Gustavus T. Kirby. At the 1932 Games, seven world records were set in men's Track & Field events, while three world records were set in women's Track & Field.



MOTTO

The Olympic motto “Citius, Altius, Fortius” is Latin for “Faster, Higher, Braver,” but is universally accepted to mean “Swifter, Higher, Stronger.”

CREED

“THE MOST IMPORTANT THING IN THE OLYMPIC GAMES IS NOT TO WIN BUT TO TAKE PART, JUST AS THE MOST IMPORTANT THING IN LIFE IS NOT THE TRIUMPH BUT THE STRUGGLE. THE ESSENTIAL THING IS NOT TO HAVE CONQUERED BUT TO HAVE FOUGHT WELL.”

The words of the Olympic Creed are attributed to Baron Pierre de Coubertin, the founder of the modern Olympic Games. De Coubertin adopted, and later quoted, the creed after hearing Ethelbert Talbot, the Bishop of Central Pennsylvania, speak at St. Paul’s Cathedral on July 19, 1908, during the London Games. The service was given for the Olympic athletes, who were all invited. Talbot’s exact words that day were: “The important thing in these Olympics is not so much winning as taking part.”

RINGS

The Olympic symbol – five interlocked rings – represents the union of Africa, America, Asia, Oceania and Europe and the meeting of the athletes from throughout the world at the Olympic Games. The five colors of the rings from left to right are blue, black and red across the top and yellow and green along the bottom. The colors of the rings were chosen because at least one of these colors can be found in the flag of every nation.



The image features Sam the Eagle, the mascot for the 1996 Summer Olympics, running on a red track. He is wearing a top hat with red and white stripes and the Olympic rings, a red and white striped bow tie, and has a small American flag on his chest. In the background, a large crowd of spectators is visible in the stands, and a group of cheerleaders in white uniforms are sitting on the grass. Large white balloons are also present in the background.

U.S. OLYMPIC HISTORY

SUMMER

TEAM MAKEUP

YEAR	LOCATION	TOTAL	MEN	WOMEN
1896	Athens, GRE	14	14	0
1900	Paris, FRA	85	78	7
1904	St. Louis, USA	571	565	6
1908	London, GBR	122	122	0
1912	Stockholm, SWE	174	174	0
1920	Antwerp, BEL	288	274	14
1924	Paris, FRA	315	291	24
1928	Amsterdam, NED	316	272	44
1932	Los Angeles, USA	531	457	74
1936	Berlin, GER	395	349	46
1948	London, GBR	332	294	38
1952	Helsinki, FIN	294	253	41
1956	Melbourne, AUS	332	285	47
1960	Rome, ITA	292	241	51
1964	Tokyo, JPN	365	286	79
1968	Mexico City, MEX	377	291	86
1972	Munich, GER	403	318	85
1976	Montreal, CAN	396	278	118
1984	Los Angeles, USA	566	373	193
1988	Seoul, KOR	576	366	210
1992	Barcelona, ESP	571	374	197
1996	Atlanta, USA	664	385	279
2000	Sydney, AUS	602	339	263
2004	Athens, GRE	540	280	260
2008	Beijing, CHN	599	311	288
2012	London, GBR	531	261	270
2016	Rio de Janeiro, BRA	558	264	294
2020	Tokyo, JPN	613	284	329
2024	Paris, FRA	594	279	315

SEOUL 1988



FLAGBEARERS - OPENING CEREMONY

At the Games, each country's team is preceded into the Olympic stadium by an athlete or delegation representative bearing the country's flag. The flag bearer for the U.S. Olympic Team is chosen by the athletes. The practice of carrying in the nations' flags first began at the 1908 Olympic Games in London.

Canoeist Cliff Meidl leads the U.S. Olympic Team during the Opening Ceremony of the Sydney 2000 Olympic Games.

1908	Ralph Rose, Track & Field
1912	George V. Bonhag, Track & Field
1920	Patrick J. McDonald, Track & Field
1924	Patrick J. McDonald, Track & Field
1928	Lemuel (Bud) C. Houser, Track & Field
1932	F. Morgan Taylor, Track & Field
1936	Alfred A. Jochim, Gymnastics
1948	Ralph C. Craig, Yachting
1952	Norman C. Armitage, Fencing
1956	Norman C. Armitage, Fencing Warren B. Wooford, Equestrian*
1960	Rafer L. Johnson, Track & Field
1964	William Parry O'Brien, Track & Field
1968	Janice Lee Romary, Fencing
1972	Olga Fikotova Connolly, Track & Field
1976	Gary W. Hall, Swimming
1980	USA did not attend
1984	Edward Burke, Track & Field
1988	Evelyn Ashford, Track & Field
1992	Francie Larrieu Smith, Track & Field
1996	Bruce Baumgartner, Wrestling
2000	Cliff Meidl, Canoe/Kayak
2004	Dawn Staley, Basketball
2008	Lopez Lomong, Track & Field
2012	Mariel Zagunis, Fencing
2016	Michael Phelps, Swimming
2020	Eddy Alvarez, Baseball and Sue Bird, Basketball
2024	Lebron James, Basketball and Coco Gauff, Tennis



*Due to Australia's immigration laws for horses, the 1956 equestrian events were held in Stockholm, Sweden.

FLAGBEARERS - CLOSING CEREMONY

Closing Ceremonies flag bearers are chosen by Team USA athletes during the Games, beginning with the Barcelona 1992 Olympic Games.

1992	Peter Westbrook, Fencing
1996	Michael Matz, Equestrian
2000	Rulon Gardner, Wrestling
2004	Mia Hamm, Soccer
2008	Khatuna Lorig, Archery
2012	Bryshon Nellum, Track & Field
2016	Simone Biles, Gymnastics
2020	Kara Winger, Track & Field
2024	Katie Ledecky, Swimming and Nick Mead, Rowing

There were no flagbearers at the Closing Ceremonies until 1992



Rulon Gardner leads the Team USA delegation as the flag bearer for the Closing Ceremonies of the Sydney 2000 Olympic Games.

OATH-TAKERS

The Olympic oath is a symbolic gesture of sportsmanship that began at the 1920 Olympic Games in Antwerp, Belgium. One athlete from the host country takes an oath at the Opening Ceremony on behalf of all athletes, pledging to uphold the Olympic spirit of competition and fair play.

1920 Victor Boin, Fencing/Water Polo

1924 Georges André, Track & Field

1928 Henri Denis, Soccer

1932 George Calnan, Fencing, USA

1936 Rudolf Ismayr, Weightlifting

1948 Donald Finlay, Track & Field

1952 Heikki Savolainen, Gymnastics

1956 John Landy, Track & Field

1960 Adolfo Consolini, Track & Field

1964 Takashi Ono, Gymnastics

1968 Pablo Lugo Garrido, Track & Field

1972 Heidi Schuller, Track & Field

1976 Pierre St. Jean, Weightlifting

1980 Nikolay Andrianov, Gymnastics

1984 Edwin Moses, Track & Field, USA

1988 Hur Jae, Basketball

Son Mi-na, Team Handball

1992 Luis Doreste Blanco, Sailing

1996 Teresa Edwards, Basketball, USA

2000 Rechelle Hawkes, Field Hockey

2004 Zoï Dimoschaki, Swimming

2008 Zhang Zining, Table Tennis

2012 Sarah Stevenson, Taekwondo

2016 Robert Scheidt, Sailing

2020 Ryota Yamagata, Track & Field and Kasumi Ishikawa, Table Tennis

2024 Florent Manaudou, Swimming and Mélina Robert-Michon, Track & Field



TORCHBEARERS

The idea of lighting an Olympic flame for the duration of the Games derives from the ancient Greeks who used a flame lit by the sun's rays at Olympia, Greece, the site of the original Games. The concept was revived at the 1936 Olympic Games in Berlin and has remained an Olympic tradition.

1936 Fritz Schilgen, Germany

1948 John Mark, Great Britain

1952 Paavo Nurmi et Hannes Kolehmainen, Finland

1956 Ron Clarke, Australia

1960 Giancarlo Peris, Italy

1964 Yoshinori Sakai, Japan

1968 Norma Enriqueta Basilio de Sotelo, Mexico

1972 Günter Zahn, Germany

1976 Sandra Anderson, Canada
Stéphane Préfontaine, Canada

1980 Sergei Belov, Russia

1984 Rafer Johnson, USA

1988 Chung Son-man, Korea

Kim Won-tak, Korea
Son Mi-jong, Korea

1992 Antonio Rebollo, Spain

1996 Muhammad Ali, USA

2000 Cathy Freeman, Australia

2004 Nikos Galis, Greece
Dimitrios Domazos, Greece
Paraskevi Patoulidou, Greece
Akakios Kachiasvili, Greece
Ioannis Melissanidis, Greece
Nikolaos Kaklamanakis, Greece

2008 Li Ning, China

2012 Callum Airlie, Great Britain

Jordan Duckitt, Great Britain

Desiree Henry, Great Britain

Katie Kirk, Great Britain

Cameron MacRitchie,
Great Britain

Aidan Reynolds, Great Britain

Adelle Tracey, Great Britain

Austin Playfoot, Great Britain

Steven Redgrave, Great Britain

2016 Vanderlei Cordeiro de Lima, Brazil

2020 Naomi Osaka, Japan


2024 Teddy Riner and Marie-José Pérec,
France



Muhammad Ali receives a replacement gold medal for one he lost during a halftime ceremony at the Olympic Games Atlanta 1996.

PODIUM SWEEPS

YEAR	SPORT	EVENT	M/W
1896	Track & Field	High jump	Men
1896	Track & Field	Long jump	Men
1900	Track & Field	110m hurdles	Men
1900	Track & Field	4,000m steeplechase	Men
1900	Track & Field	Hammer throw	Men
1900	Track & Field	Shot put	Men
1900	Track & Field	Standing high jump	Men
1900	Track & Field	Standing triple jump	Men
1900	Track & Field	Triple jump	Men
1900	Golf	Individual	Women
1900	Gymnastics	Individual combined exercises	Men
1904	Track & Field	1,500m	Men
1904	Track & Field	100m	Men
1904	Track & Field	110m hurdles	Men
1904	Track & Field	200m hurdles	Men
1904	Track & Field	200m	Men
1904	Track & Field	400m hurdles	Men
1904	Track & Field	400m	Men
1904	Track & Field	60m	Men
1904	Track & Field	800m	Men
1904	Track & Field	Hammer throw	Men
1904	Track & Field	Long jump	Men
1904	Track & Field	Pole vault	Men
1904	Track & Field	Shot put	Men
1904	Track & Field	Standing high jump	Men
1904	Track & Field	Standing long jump	Men
1904	Track & Field	Standing triple jump	Men
1904	Track & Field	Triple jump	Men
1904	Boxing	Bantamweight	Men
1904	Boxing	Featherweight	Men
1904	Boxing	Flyweight	Men
1904	Boxing	Lightweight	Men
1904	Boxing	Middleweight	Men
1904	Boxing	Unlimited	Men
1904	Boxing	Welterweight	Men



BARCELONA 1992

The U.S. Olympic sweep of Men's Long Jump. (From left) Joe Greene (bronze), Carl Lewis (gold), Mike Powell (silver).

YEAR	SPORT	EVENT	M/W
1904	Cycling	1/4 mile	Men
1904	Cycling	1/3 mile	Men
1904	Cycling	1/2 mile	Men
1904	Cycling	1 mile	Men
1904	Cycling	2 miles	Men
1904	Cycling	25 miles	Men
1904	Cycling	5 miles	Men
1904	Fencing	Single sticks	Men
1904	Golf	Team	Men
1904	Gymnastics	Club swinging	Men
1904	Gymnastics	Individual combined exercises	Men
1904	Gymnastics	Horizontal bar	Men
1904	Gymnastics	Long horse	Men
1904	Gymnastics	Parallel bars	Men
1904	Gymnastics	Rings	Men
1904	Gymnastics	Rope climbing	Men
1904	Gymnastics	Side horse	Men
1904	Gymnastics	Triathlon	Men
1904	Rowing	Coxless fours	Men

PODIUM SWEEPS *(continued)*

YEAR	SPORT	EVENT	M/W
1904	Rowing	Coxless pairs	Men
1904	Rowing	Double sculls	Men
1904	Rowing	Single sculls	Men
1904	Swimming	Plunge for distance	Men
1904	Tennis	Men's doubles	Men
1904	Tennis	Men's singles	Men
1904	Weightlifting	All-around dumbbell contest	Men
1904	Wrestling	<105 lb., freestyle	Men
1904	Wrestling	115 lb., freestyle	Men
1904	Wrestling	125 lb., freestyle	Men
1904	Wrestling	135 lb., freestyle	Men
1904	Wrestling	145 lb., freestyle	Men
1904	Wrestling	158 lb., freestyle	Men
1904	Wrestling	Unlimited, freestyle	Men
1908	Track & Field	110m hurdles	Men
1908	Track & Field	Discus	Men
1912	Track & Field	100m	Men
1912	Track & Field	110m hurdles	Men
1912	Track & Field	800m	Men
1912	Track & Field	Pole vault	Men
1912	Track & Field	Shot put	Men
1920	Track & Field	400m hurdles	Men
1920	Diving	Springboard diving	Women
1920	Diving	Springboard diving	Men
1920	Shooting	Clay trap shooting	Men
1920	Shooting	50m standing smallbore	Men
1920	Swimming	100m freestyle	Women
1920	Swimming	300m freestyle	Women
1920	Swimming	100m freestyle	Men
1924	Track & Field	Pole vault	Men
1924	Track & Field	Shot put	Men
1924	Diving	Springboard diving	Women
1924	Diving	Platform diving	Men
1924	Diving	Springboard diving	Men
1924	Swimming	100m freestyle	Women

YEAR	SPORT	EVENT	M/W
1924	Swimming	400m freestyle	Women
1928	Track & Field	Pole vault	Men
1928	Diving	Springboard diving	Women
1928	Swimming	100m backstroke	Men
1932	Track & Field	200m	Men
1932	Diving	Platform diving	Women
1932	Diving	Springboard diving	Women
1932	Diving	Platform diving	Men
1932	Diving	Springboard diving	Men
1932	Gymnastics	Club swinging	Men
1932	Gymnastics	Rope climbing	Men
1932	Gymnastics	Tumbling	Men
1936	Track & Field	Decathlon	Men
1936	Track & Field	High jump	Men
1936	Diving	Springboard diving	Women
1936	Diving	Springboard diving	Men
1948	Track & Field	Shot put	Men
1948	Diving	Springboard diving	Women
1948	Diving	Springboard diving	Men
1948	Swimming	200m breaststroke	Men
1952	Track & Field	110m hurdles	Men
1952	Track & Field	200m	Men
1952	Track & Field	Decathlon	Men
1952	Track & Field	Shot put	Men
1952	Diving	Platform diving	Women
1952	Diving	Springboard diving	Men
1956	Track & Field	110m hurdles	Men
1956	Track & Field	200m	Men
1956	Track & Field	400m hurdles	Men
1956	Track & Field	Discus	Men
1956	Diving	Platform diving	Women
1956	Swimming	100m butterfly	Women
1960	Track & Field	110m hurdles	Men
1960	Track & Field	400m hurdles	Men
1960	Track & Field	Discus	Men

PODIUM SWEEPS *(continued)*

YEAR	SPORT	EVENT	M/W
1960	Track & Field	Shot put	Men
1964	Diving	3m Springboard	Men
1964	Swimming	400m Individual Medley	Women
1964	Swimming	200m Backstroke	Men
1964	Swimming	400m Freestyle	Women
1968	Track & Field	400m	Men
1968	Swimming	200m Individual Medley	Women
1968	Swimming	200m Individual Medley	Men
1968	Swimming	100m Butterfly	Men
1968	Swimming	200m Freestyle	Women
1968	Swimming	100m Freestyle	Women
1972	Swimming	200m Butterfly	Men
1972	Swimming	200m Butterfly	Women
1976	Swimming	200m Freestyle	Men
1976	Swimming	200m Butterfly	Men
1976	Swimming	100m Butterfly	Men
1976	Swimming	200m Backstroke	Men
1984	Track & Field	200m	Men
1988	Track & Field	Long Jump	Men
1988	Track & Field	400m	Men
1992	Track & Field	Long Jump	Men
2004	Track & Field	200m	Men
2004	Track & Field	400m	Men
2008	Fencing	Individual Sabre	Women
2008	Track & Field	400m Hurdles	Men
2008	Track & Field	400m	Men
2016	Track & Field	100m Hurdles	Women



PODIUM SWEEP: Swimmers Ethelda Bleibtrey (left) and Duke Kahanamoku captured gold medals in the women's and men's 100-meter freestyle at the Olympic Games Antwerp 1920. Bleibtrey was the first American woman to win gold in swimming and the first to win three gold medals in a single Games (100m, 300m and 4x100 freestyle). Kahanamoku won back-to-back gold medals in the 100m freestyle (1912, 1920) with a total of three gold and two silver medals.

MEDAL COUNT BY DAY

	DAY 1	DAY 2	DAY 3	DAY 4	DAY 5	DAY 6	DAY 7	DAY 8	DAY 9	DAY 10	DAY 11	DAY 12	DAY 13	DAY 14	DAY 15	DAY 16	DAY 17	DAY 18	DAY 19	DAY 20
PARIS 2020	1G		4G	6G		1G	1G	2G	6G	3G	5G	2G	3G	1G	1G	3G		1G		
	1S		5S	4S	4S	3S	1S	4S	5S	2S	3S	6S	1S	2S	2S		1S			
	1B		6B	10B	5B	2B			5B	2B	1B	1B	2B	2B	2B	2B	1B			
TOKYO 2020		1G	9G	1G	2G		3G	3G	2G		2G	1G	3G	1G		1G				
		4S	3S	2S	1S	3S		2S	5S	4S	2S	4S								
		3B	6B	1B	2B	1B		2B				3B	2B	2B	1B					
RIO 2016			1G	6G	2G		4G	4G	2G		1G	3G	3G	2G	2G		1G	1G		
			4S	6S		2S	2S	1S	3S	2S		3S	3S	2S	1S			1B		
			4B	6B	2B	2B		2B	4B	2B	1B	2B	1B			1B	2B			
LONDON 2012		3G	3G	2G	1G	4G	5G	1G	2G	3G	1G	4G	1G		2G		1G			
		1S	3S	1S		1S	1S	3S	1S	1S	2S	2S	1S	2S						
		2B		2B		2B	1B	3B	1B	1B	3B	2B	1B	1B	1B	3B				
BEIJING 2018		2G	5G	1G	2G	4G	1G	3G		1G	1G	1G		1G						
		4S	7S			1S	2S	6S	1S	1S	3S	1S	1S	1S						
		5B	3B	2B	1B	5B	1B	2B	1B	1B	3B		1B	2B	1B					
ATHENS 2004		1G	2G	3G	1G	1G	5G	2G	2G	1G	1G		2G	1G	1G	1G				
		2S	3S	4S	1S	1S	3S	1S	4S		1S	2S	3S	1S	1S		1S			
		2B	2B	3B	1B	2B	1B	1B	1B	1B	2B		1B	1B						
SYDNEY 2000		1G	5G	1G	2G	2G	3G	2G	1G	2G	1G		1G	2G						
			3S	1S		5S		2S		2S			1S	1S		1S	1S			
		3B		1B	4B	4B	1B	2B	3B	2B	1B		1B		2B					
ATLANTA 1996				2G	1G	5G	1G	1G	7G		3G	2G	1G	3G						
		1S	3S	6S	3S	1S	2S	1S	2S	2S	2S	1S								
			1B	4B	2B	1B	3B		2B		3B	1B	1B		2B					
BARCELONA 1992			1G	2G	2G	2G	4G	3G	3G	1G	3G	1G	3G							
			2S	3S	4S	2S	4S	3S	2S	3S	1S	1S	2S							
		1B	3B	4B	4B		2B	3B	3B	2B	1B	1B	3B	1B						
SEOUL 1988			1G	1G		1G	3G	4G	3G	1G	3G	2G	3G	1G	1G					
		1S			4S		2S	1S	6S	1S	3S			1S						
		1B	1B	3B	3B	1B		3B	3B	3B	1B	1B	1B	1B						
LOS ANGELES 1984		13G	7G	9G		3G	7G	5G	3G	1G	4G	4G	3G		2G					
		5S	6S	2S	1S	3S	8S	4S	3S	2S		6S	3S	1S	3S					
		3B	5B	1B	1B	1B	2B	2B	1B	3B	3B	1B	3B		1B					
MONTREAL 1976		5G	6G	2G	2G	1G	1G	3G	1G		1G	1G		3G						
		3S	2S	2S	1S	2S	2S	4S	3S	2S	3S	1S	1S		1S					
		2B	2B	1B	1B	1B	1B	7B	1B	3B	2B			1B						
MUNICH 1972			4G	2G	1G	3G	1G	2G	2G	2G	3G			2G		1G	3G			
			2S	4S	2S	3S	2S	2S	3S	4S	2S			1S	1S					
			2B	5B	2B	2B	1B	3B	3B	2B	2B			2B		2B				

MEDAL COUNT BY DAY (continued)

	DAY 1	DAY 2	DAY 3	DAY 4	DAY 5	DAY 6	DAY 7	DAY 8	DAY 9	DAY 10	DAY 11	DAY 12	DAY 13	DAY 14	DAY 15	DAY 16	DAY 17	DAY 18	DAY 19	DAY 20
MEXICO CITY 1968			1G	2G	2G	3G	2G	4G	5G	3G	1G	5G	1G	2G	2G					
				1S	2S		3S	4S	2S	5S	3S	2S		2S	2S					
			3B	2B	1B	2B	2B	5B	3B	3B	3B	2B		4B	2B					
TOKYO 1964			2G	2G	1G	4G	6G	4G	4G	1G	1G	1G								
			3S	4S			1S	5S	3S	2S			2S							
			4B	3B	3B	1B	3B	4B	2B	1B		1B	2B							
ROME 1960			1G	3G	1G		1G		5G	3G	2G	3G		1G	1G	3G		1G		
				3S	1S		1S		4S	1S	1S	1S		1S		3S	1S		2S	
			1B					1B	5B	1B	1B	1B		1B		1B		1B	1B	
MELBOURNE 1956		4G	5G		4G	2G	1G	2G	2G		1G		1G	1G						
			5S		2S	3S		2S	1S		1S		3S	1S						
			1B		2B	2B		1B	1B			1B	2B	2B	2B					
HELSINKI 1952		1G	4G	3G	3G	1G	2G	3G	5G	3G	3G		1G	2G	1G					
		1S	2S	1S	4S	1S		2S	3S			1S		1S	1S					
			1B	1B	2B	1B	1B	1B	1B		2B			2B	1B					

LA32



MEDAL COUNT BY DAY *(continued)*

	DAY 1	DAY 2	DAY 3	DAY 4	DAY 5	DAY 6	DAY 7	DAY 8	DAY 9	DAY 10	DAY 11	DAY 12	DAY 13	DAY 14	DAY 15	DAY 16	DAY 17	DAY 18	DAY 19	DAY 20
LONDON 1948		1G	7G		2G	4G	2G		3G	4G		1G	1G	2G						
		1S	4S		1S	4S	4S	1S	2S	2S			1S	3S	1S					
		1B	4B		2B	1B	1B	1B	2B	1B		1B								
BERLIN 1936		2G	1G	5G	3G	1G	1G	1G		1G		2G	2G							
		1S	1S	2S	3S	2S		1S		2S		1S	2S	1S						
		1B				1B	2B	1B		2B		1B		1B						
LOS ANGELES 1932		1G	2G	1G	2G	7G	1G	1G	1G	1G	2G	3G	4G	2G	1G	2G				
		1S	2S	2S	2S	4S	1S	3S		2S	1S	1S	4S		1S	2S				
		1B	1B	2B	1B	2B			2B	1B	2B	4B	4B	1B	1B	2B				
AMSTERDAM 1928		2G		2G	3G		1G			2G			2G	1G	3G					
		2S	1S	1S	3S	1S				1S	2S		2S	1S	1S					
			2B	1B	3B			1B	1B	2B	2B		2B		1B					

LA84



SUMMER/WINTER ATHLETES


NAME	SEASON	YEAR	SPORT	EVENT
Connie Carpenter-Phinney	Winter	1972	Speed Skating	1,500m
	Summer	1984	Cycling	Road Race, Individual
Willie Davenport	Summer	1964	Track & Field	110m Hurdles
	Summer	1968	Track & Field	110m Hurdles
	Summer	1972	Track & Field	110m Hurdles
	Summer	1976	Track & Field	110m Hurdles
	Winter	1980	Bobsled	Four-Man
Eddie Alvarez	Winter	2014	Speedskating	5,000m Relay
	Summer	2020	Baseball	
Eddie Eagan	Summer	1920	Boxing	Light-Heavyweight
	Summer	1924	Boxing	Heavyweight
	Winter	1932	Bobsled	Four-Man
David Gilman	Summer	1976	Canoe/Kayak	1,000m Kayak Singles
	Summer	1984	Canoe/Kayak	1,000m Kayak Fours
	Winter	1984	Luge	Singles
Lolo Jones	Summer	2008	Track & Field	100m Hurdles
	Summer	2012	Track & Field	100m Hurdles
	Winter	2014	Bobsled	Two-Man
Art Longsjø, Jr.	Winter	1956	Speed Skating	5,000m
	Summer	1956	Cycling	Team Pursuit, 4,000m
Connie Paraskevin-Young	Winter	1984	Speed Skating	500m
	Summer	1988	Cycling	Sprint, Individual
	Summer	1992	Cycling	Sprint, Individual
	Summer	1996	Cycling	Sprint, Individual
Arnold Uhrläss	Winter	1960	Speed Skating	5,000m, 10,000m
	Summer	1964	Cycling	Team Pursuit, 4,000m
Lauryn Williams	Summer	2004	Track & Field	100m, 100m Relay
	Summer	2008	Track & Field	100m, 100m Relay
	Summer	2012	Track & Field	100m Relay
	Winter	2014	Bobsled	Two-Man
Chris Witty	Winter	1994	Speed Skating	1,000m
	Winter	1998	Speed Skating	500m, 1,000m
	Summer	2000	Cycling	500m Time Trial
	Winter	2002	Speed Skating	500m, 1,000m, 1,500m
	Winter	2006	Speed Skating	500m, 1,000m

CHRIS
WITTY



ALL-TIME MEDALS


SUMMER



U.S. ALL-TIME MEDALS

BY YEAR

YEAR	GOLD	SILVER	BRONZE	TOTAL
1896	11	7	2	20
1900	19	14	16	49
1904	80	84	82	246
1908	23	12	12	47
1912	25	19	19	63
1920	41	26	26	93
1924	45	27	27	99
1928	22	18	16	56
1932	41	32	30	103
1936	24	20	12	56
1948	38	27	19	84
1952	40	19	17	76
1956	32	25	17	74
1960	34	21	16	71
1964	36	26	28	90
1968	45	28	34	107
1972	33	31	30	94
1976	34	35	25	94
1984	83	61	30	174
1988	36	31	27	94
1992	37	34	37	108
1996	44	32	25	101
2000	37	24	32	93
2004	36	39	26	101
2008	36	39	37	112
2012	48	26	30	104
2016	46	37	38	121
2020	39	41	33	113
2024	40	44	42	126
TOTAL	1,105	879	785	2,769



LOS ANGELES 1932

Mildred Babe Didrikson
throws the javelin to win
the gold medal.


U.S. ALL-TIME MEDALS

BY SPORT

SPORT	M/W	GOLD	SILVER	BRONZE	TOTAL
3x3 Basketball	Women	4	0	4	8
	Total	4	0	4	8
Archery	Men	14	18	11	43
	Mixed	0	0	2	2
	Women	8	2	5	15
	Total	22	20	18	60
BMX Freestyle	Women	0	2	0	2
BMX Racing	Men	1	1	1	3
	Women	0	1	1	2
	Total	1	2	2	5
Baseball	Men	24	24	44	92
Basketball	Men	210	12	24	246
	Women	120	12	12	144
	Total	0	2	0	2
Beach Volleyball	Men	6	2	0	8
	Women	8	2	4	14
	Total	14	4	4	22
Boxing	Men	48	27	40	115
	Women	2	0	2	4
	Total	50	27	42	119
Breaking	Men	0	0	1	1
Canoe Slalom	Men	2	0	1	3
	Women	0	2	2	4
	Total	2	2	3	7
Canoe Sprint	Men	6	3	3	12
	Women	1	3	1	5
	Total	7	6	4	17
Cycling	Men	11	16	20	47
	Women	11	13	8	32
	Total	22	29	28	79
Diving	Men	28	26	25	79
	Women	20	26	22	68
	Total	48	52	47	147

Jackie JOYNER-KERSEE

1984
1988
1992
1996



U.S. ALL-TIME MEDALS

BY SPORT *(continued)*

SPORT	M/W	GOLD	SILVER	BRONZE	TOTAL
Equestrian	Men	12	14	30	56
	Open	48	102	76	226
	Total	60	116	106	282
Fencing	Men	1	14	39	54
	Women	8	6	14	28
	Total	9	20	53	82
Field Hockey	Men	0	0	14	14
	Women	0	0	16	16
	Total	0	0	30	30
Football	Men	0	11	12	23
	Women	95	19	22	136
	Total	95	30	34	159
Golf	Men	13	11	13	37
	Women	2	1	1	4
	Total	15	12	14	41
Gymnastics	Men	33	36	37	106
	Women	37	41	36	114
	Total	70	77	73	220
Jeu de Paume	Men	1	0	0	1
Judo	Men	0	4	6	10
	Women	2	0	2	4
	Total	2	4	8	14
Karate	Men	0	0	1	1
Lacrosse	Men	0	14	0	14
Modern Pentathlon	Men	0	11	5	16
	Women	0	1	0	1
	Total	0	12	5	17
Mountain Bike	Women	0	1	2	3
Open Water Swimming	Women	0	1	0	1
Polo	Men	0	5	4	9
Roque	Men	1	1	1	3

SPORT	M/W	GOLD	SILVER	BRONZE	TOTAL
Rowing	Men	154	74	78	306
	Women	36	27	19	82
	Total	190	101	97	388
Rugby Sevens	Women	0	0	12	12
Rugby Union	Men	35	0	0	35
Sailing	Men	2	8	7	17
	Women	3	2	4	9
	Open	55	36	26	117
	Total	60	46	37	143
Shooting	Men	106	30	34	170
	Women	9	4	6	19
	Mixed	0	4	2	6
	Open	6	5	1	12
	Total	121	43	43	207
Skateboarding	Men	0	2	3	5
Softball	Women	45	30	0	75
Sport Climbing	Men	0	1	1	2
	Women	0	1	0	1
	Total	0	2	1	3
Surfing	Women	2	0	0	2
Swimming	Men	410	155	94	659
	Women	279	159	104	542
	Mixed	8	0	0	8
	Total	697	314	198	1,209



SYDNEY 2020

Swimmers Samantha Arsenault, Diana Munz, Lindsay Benko and Jenny Thompson celebrate after winning the 4x200-meter.

U.S. ALL-TIME MEDALS

BY SPORT *(continued)*

SPORT	M/W	GOLD	SILVER	BRONZE	TOTAL
Synchronised Swimming	Women	16	3	11	30
	Open	0	9	0	9
	Total	16	12	11	39
Taekwondo	Men	2	1	2	5
	Women	1	1	4	6
	Total	3	2	6	11
Tennis	Men	11	7	13	31
	Women	19	0	4	23
	Mixed	4	4	2	10
	Total	34	11	19	64
Track and Field	Men	424	256	187	867
	Women	158	77	48	283
	Mixed	0	4	8	12
	Total	582	337	243	1,162
Triathlon	Women	1	0	2	3
	Mixed	0	8	0	8
	Total	1	8	2	11
Tug Of War	Men	5	5	6	16
Volleyball	Men	36	0	36	72
	Women	12	49	24	85
	Total	48	49	60	157
Water Polo	Men	7	53	42	102
	Women	39	26	13	78
	Total	46	79	55	180
Weightlifting	Men	15	16	11	42
	Women	2	1	3	6
	Total	17	17	14	48
Wrestling	Men	55	44	37	136
	Women	4	3	6	13
	Total	59	47	43	149



2008
Diana LÓPEZ

WORLD ALL-TIME MEDALS

SUMMER - OVERALL

NATION	G	S	B	TOTAL
United States	1105	879	786	2770
Soviet Union	395	319	296	1010
Great Britain	298	337	339	974
France	242	284	302	828
China	303	226	198	727
Germany	212	218	254	684
Italy	229	201	228	658
Australia	182	189	225	596
Japan	189	162	191	542
Hungary	187	161	182	530
Sweden	148	179	181	508
Russia	168	160	177	505
East Germany	153	129	127	409
Netherlands	111	112	134	357
Canada	79	117	156	352
Romania	93	101	123	317
Poland	73	93	142	308
Finland	100	85	119	304

NATION	G	S	B	TOTAL
Cuba	86	70	88	244
Bulgaria	57	89	85	231
Denmark	50	80	84	214
Switzerland	54	81	78	213
Korea	74	71	66	211
West Germany	56	67	81	204
Spain	53	76	58	187
Brazil	40	49	81	170
Belgium	48	56	65	169
Norway	63	51	52	166
New Zealand	63	40	54	157
Ukraine	38	41	72	151
Czechoslovakia	49	49	44	142
Greece	36	46	46	128
Kenya	39	44	41	124
Unified Team of Germany	28	54	36	118
Unified Team	44	38	29	111

NATION	G	S	B	TOTAL
Republic of Korea	35	29	45	109
Turkey	41	27	36	104
Austria	21	34	44	99
South Africa	28	36	31	95
Jamaica	27	39	28	94
Yugoslavia	28	31	31	90
Iran	27	29	32	88
Belarus	13	30	44	87
Argentina	22	27	31	80
Kazakhstan	15	25	38	78
Mexico	13	27	37	77
Czech Republic	22	22	28	72
Ethiopia	24	16	22	62
DPR Korea	16	18	27	61
Azerbaijan	9	16	31	56
Uzbekistan	18	8	23	49
Croatia	16	15	17	48
Georgia	13	15	19	47
Chinese Taipei	9	11	23	43
Ireland	15	10	17	42
India	10	10	21	41
Thailand	11	11	19	41
Indonesia	10	14	16	40
Egypt	9	11	19	39
Colombia	5	16	17	38
Estonia	10	9	17	36
Slovakia	10	14	9	33
Portugal	6	11	15	32
Mongolia	2	12	17	31
Slovenia	10	10	11	31
Lithuania	6	9	15	30
Serbia	9	8	12	29
Nigeria	3	11	13	27
Morocco	8	5	13	26
Armenia	2	11	9	22
Latvia	4	11	6	21
Algeria	7	4	9	20

NATION	G	S	B	TOTAL
Israel	4	6	10	20
Trinidad & Tobago	3	5	11	19
Venezuela	3	7	9	19
Philippines	3	5	10	18
Tunisia	6	4	8	18
Bahamas	8	2	6	16
Mixed Team	7	4	5	16
Chile	3	8	4	15
Dominican Republic	4	5	6	15
Malaysia		8	7	15
Kyrgyzstan		5	8	13
Uganda	5	5	3	13
Australia/ New Zealand	3	4	5	12
Hong Kong, China	3	3	6	12
Puerto Rico	2	2	8	12
Moldova	1	3	7	11
Pakistan	4	3	4	11
Ecuador	4	4	2	10
Uruguay	2	2	6	10
Qatar	2	2	5	9
Bahrain	4	3	1	8
Türkiye		3	5	8
Zimbabwe	3	4	1	8
Tajikistan	1	1	5	7
Cameroon	3	1	2	6
Singapore	1	2	3	6
Ghana		1	4	5
Grenada	1	1	3	5
Kosovo	3	1	1	5
Namibia		5		5
Peru	1	3	1	5
Vietnam	1	3	1	5
Bohemia		1	3	4
Botswana	1	2	1	4
Costa Rica	1	1	2	4
Fiji	2	1	1	4



WORLD ALL-TIME MEDALS

SUMMER - OVERALL *(continued)*

NATION	G	S	B	TOTAL	NATION	G	S	B	TOTAL
Iceland		2	2	4	West Indies Federation			2	2
Jordan	1	2	1	4	Barbados			1	1
Lebanon		2	2	4	Burkina Faso			1	1
Panama	1	1	2	4	Cape Verde			1	1
Saudi Arabia		2	2	4	Ceylon		1		1
Syria	1	1	2	4	Djibouti			1	1
Côte d'Ivoire		1	2	3	Dominica	1			1
Guatemala	1	1	1	3	Eritrea			1	1
Independent Olympic Participant		1	2	3	FYR Macedonia			1	1
Kuwait			3	3	Gabon		1		1
San Marino		1	2	3	Guyana			1	1
Zambia		1	2	3	Hong Kong	1			1
Afghanistan			2	2	Iraq			1	1
Albania			2	2	Mauritius			1	1
Bermuda	1		1	2	Montenegro		1		1
Burundi	1	1		2	Netherlands Antilles		1		1
Cyprus		2		2	North Macedonia		1		1
Haiti		1	1	2	Paraguay		1		1
Independent Olympic Athlete	1		1	2	Refugee Olympic Team			1	1
Ivory Coast	1		1	2	Samoa		1		1
Luxembourg	1	1		2	Senegal		1		1
Mozambique	1		1	2	Sri Lanka		1		1
Niger		1	1	2	Sudan		1		1
Saint Lucia	1	1		2	Togo			1	1
Serbia and Montenegro		2		2	Tonga		1		1
Suriname	1		1	2	Turkmenistan		1		1
Tanzania		2		2	Virgin Islands		1		1
United Arab Emirates	1		1	2	Turkmenistan		1		1
United Arab Republic		1	1	2	Virgin Islands		1		1



SEOUL 1988

WORLD ALL-TIME MEDALS

SUMMER - MEN

NATION	G	S	B	TOTAL
United States	756	590	530	1876
Soviet Union	283	231	196	710
Great Britain	206	231	218	655
France	185	214	228	627
Italy	181	154	173	508
Germany	132	138	169	439
Sweden	121	141	147	409
Hungary	139	125	137	401
Japan	133	116	128	377
Australia	92	106	121	319
China	129	89	80	298
Russia	100	70	119	289
Finland	96	80	111	287
Poland	54	64	103	221
Canada	46	69	81	196
East Germany	69	54	69	192
Cuba	73	49	62	184
Netherlands	48	48	74	170
Bulgaria	43	61	58	162
Switzerland	44	60	58	162
Romania	31	49	70	150
Denmark	31	55	56	142
Korea	45	49	48	142
Belgium	38	52	45	135
West Germany	26	42	47	115
Norway	40	34	40	114
Spain	29	48	37	114
Czechoslovakia	33	36	40	109
Brazil	22	32	51	105
Greece	29	38	38	105
Turkey	39	24	30	93
Kenya	29	29	30	88
Iran	27	28	30	85
New Zealand	32	18	34	84

NATION	G	S	B	TOTAL
Ukraine	20	23	35	78
Yugoslavia	24	27	27	78
Unified Team	32	25	17	74
Unified Team of Germany	16	35	22	73
South Africa	20	27	24	71
Austria	13	26	26	65
Argentina	20	17	22	59
Kazakhstan	12	21	25	58
Republic of Korea	15	15	27	57
Mexico	11	19	22	52
Belarus	7	17	24	48
Czech Republic	14	15	18	47
Georgia	13	15	18	46
Uzbekistan	17	7	22	46
Azerbaijan	8	13	22	43
Jamaica	15	18	10	43
Croatia	11	13	10	34
DPR Korea	9	8	17	34
Ethiopia	14	8	12	34
Estonia	8	9	15	32
Egypt	8	9	14	31
India	10	8	13	31
Ireland	9	7	13	29
Slovakia	7	10	8	25
Mongolia	2	9	13	24
Armenia	2	11	9	22
Indonesia	7	6	9	22
Morocco	7	4	11	22
Latvia	4	10	6	20
Portugal	4	6	10	20
Thailand	4	8	7	19
Trinidad & Tobago	3	5	11	19
Colombia	1	9	8	18



RIO 2016

Men's basketball players listen to the American national anthem after winning the gold medal.

NATION	G	S	B	TOTAL
Lithuania	3	5	10	18
Slovenia	5	7	6	18
Chinese Taipei	3	7	7	17
Serbia	5	4	8	17
Algeria	3	4	8	15
Nigeria	2	5	8	15
Tunisia	5	4	6	15
Venezuela	2	6	6	14
Philippines	2	3	8	13
Chile	2	6	4	12
Malaysia	0	6	6	12
Dominican Republic	3	3	5	11
Israel	3	1	7	11
Mixed team	5	3	3	11
Pakistan	4	3	4	11
Uganda	4	4	3	11
Australia/New Zealand	2	3	5	10

NATION	G	S	B	TOTAL
Moldova	1	2	7	10
Uruguay	2	2	6	10
Kyrgyzstan	0	3	6	9
Puerto Rico	0	2	7	9
Qatar	2	2	5	9
Bahamas	2	1	4	7
Tajikistan	1	1	4	6
Ghana	0	1	4	5
Grenada	1	1	3	5
Botswana	1	2	1	4
Ecuador	3	1	0	4
Jordan	1	2	1	4
Lebanon	0	2	2	4
Namibia	0	4	0	4
Vietnam	1	2	1	4
Bohemia	0	1	2	3
Cameroon	1	1	1	3
Fiji	2	1	0	3

WORLD ALL-TIME MEDALS

SUMMER - MEN *(continued)*

NATION	G	S	B	TOTAL	NATION	G	S	B	TOTAL
Hong Kong, China	2	1	0	3	Bermuda	0	0	1	1
Iceland	0	2	1	3	Burkina Faso	0	0	1	1
Kuwait	0	0	3	3	Burundi	1	0	0	1
Panama	1	0	2	3	Cape Verde	0	0	1	1
Singapore	1	1	1	3	Ceylon	0	1	0	1
Syria	0	1	2	3	Djibouti	0	1	0	1
Zambia	0	1	2	3	Eritrea	0	0	1	1
Afghanistan	0	0	2	2	FYR Macedonia	0	0	1	1
Albania	0	0	2	2	Gabon	0	1	0	1
Bahrain	1	0	1	2	Guyana	0	0	1	1
Cyprus	0	2	0	2	Independent Olympic Participant			1	1
Côte d'Ivoire	0	1	1	2	Iraq	0	0	1	1
Guatemala	0	1	1	2	Ivory Coast	1	0	0	1
Haiti	0	1	1	2	Mauritius	0	0	1	1
Independent Olympic Athlete	1		1	2	Netherlands Antilles	0	1	0	1
Luxembourg	1	1	0	2	North Macedonia	0	1	0	1
Niger	0	1	1	2	Paraguay	0	1	0	1
Peru	1	0	1	2	San Marino	0	0	1	1
Saudi Arabia	0	2	0	2	Senegal	0	1	0	1
Suriname	1	0	1	2	Serbia and Montenegro	0	1	0	1
Tanzania	0	2	0	2	Sudan	0	1	0	1
Türkiye	0	0	2	2	Togo	0	0	1	1
United Arab Emirates	1	0	1	2	Tonga	0	1	0	1
United Arab Republic	0	1	1	2	Virgin Islands	0	1	0	1
West Indies Federation	0	0	2	2					
Barbados	0	0	1	1					

SUMMER - WOMEN

NATION	G	S	B	TOTAL	NATION	G	S	B	TOTAL
United States	315	241	225	781	Switzerland	6	10	12	28
China	163	131	114	408	Czechoslovakia	13	11	3	27
Soviet Union	95	75	91	261	Belgium	8	2	15	25
Australia	83	74	89	246	Chinese Taipei	6	4	15	25
Great Britain	57	78	94	229	DPR Korea	6	9	10	25
Russia	67	87	56	210	Norway	9	7	9	25
East Germany	79	67	51	197	South Africa	8	9	7	24
Germany	51	67	69	187	Austria	4	5	14	23
Netherlands	54	49	62	165	Czech Republic	7	7	9	23
Romania	61	50	51	162	Thailand	7	3	12	22
Japan	55	42	60	157	Greece	6	8	7	21
France	38	53	52	143	Mexico	2	8	11	21
Canada	31	44	66	141	Colombia	4	6	9	19
Hungary	47	35	43	125	Kazakhstan	3	4	12	19
Italy	35	40	41	116	Indonesia	2	6	7	15
Poland	15	28	37	80	Argentina	1	6	7	14
Ukraine	18	17	36	71	Croatia	5	2	7	14
Korea	28	21	18	67	Azerbaijan	1	3	9	13
Bulgaria	14	27	25	66	Lithuania	3	4	5	12
Sweden	13	30	20	63	Nigeria	1	6	5	12
Spain	16	25	18	59	Slovenia	5	3	4	12
Cuba	13	20	25	58	Yugoslavia	4	4	4	12
New Zealand	24	18	12	54	Finland	3	4	4	11
Jamaica	12	21	18	51	Ireland	6	2	3	11
West Germany	14	16	20	50	Serbia	3	4	4	11
Brazil	13	15	21	49	Turkey	2	3	6	11
Denmark	11	12	22	45	Hong Kong, China	1	2	6	9
Republic of Korea	17	12	16	45	India		2	7	9
Belarus	5	13	20	38	Egypt	1	2	5	8
Unified Team	12	13	12	37	Israel	1	5	2	8
Kenya	10	15	11	36	Portugal	2	2	4	8
Unified Team of Germany	7	15	9	31	Slovakia	3	4	1	8
Ethiopia	10	8	10	28	Zambia	3	4	1	8
					Bahamas	5	1	1	7

WORLD ALL-TIME MEDALS

SUMMER - WOMEN (continued)

NATION	G	S	B	TOTAL	NATION	G	S	B	TOTAL
Mongolia		3	4	7	Bermuda	1			1
Bahrain	3	3		6	Bohemia			1	1
Algeria	4		1	5	Burundi		1		1
Ecuador	1	2	2	5	Côte d'Ivoire			1	1
Kosovo	3	1	1	5	Dominica	1			1
Philippines	1	2	2	5	Fiji			1	1
Türkiye		2	3	5	Georgia			1	1
Venezuela	1	1	3	5	Guatemala	1			1
Costa Rica	1	1	2	4	Hong Kong	1			1
Kyrgyzstan		2	2	4	Iceland			1	1
Morocco	1	1	2	4	Ivory Coast			1	1
Cameroon	2	1		3	Latvia		1		1
Dominican Republic	1	1	1	3	Moldova		1		1
Estonia	2		1	3	Montenegro		1		1
Iran		1	2	3	Namibia		1		1
Puerto Rico	2		1	3	Panama		1		1
Singapore		1	2	3	Peru		1		1
Tunisia	1		2	3	Refugee Olympic Team			1	1
Uzbekistan	1	1	1	3	Samoa		1		1
Australia/New Zealand	1	1		2	San Marino			1	1
Chile	1	1		2	Serbia and Montenegro		1		1
Independent Olympic Participant		1	1	2	Sri Lanka		1		1
Malaysia		1	1	2	Syria	1			1
Mozambique	1		1	2	Tajikistan			1	1
Saint Lucia	1	1		2	Turkmenistan		1		1
Uganda	1	1		2	Vietnam		1		1

SUMMER - MIXED

NATION	G	S	B	TOTAL	NATION	G	S	B	TOTAL
United States	34	48	31	113	Mexico			4	4
Great Britain	35	28	27	90	Portugal		3	1	4
France	19	17	22	58	Bulgaria		1	2	3
Germany	29	13	16	58	Indonesia	1	2		3
Sweden	14	18	14	46	Bahamas	1		1	2
Soviet Union	17	13	9	39	Cuba		1	1	2
West Germany	16	9	14	39	Czech Republic	1		1	2
Italy	13	7	14	34	DPR Korea	1	1		2
Netherlands	9	15	8	32	Greece	1		1	2
Australia	7	9	15	31	Ireland		1	1	2
Denmark	8	13	6	27	Korea	1	1		2
Norway	14	10	3	27	Peru		2		2
Switzerland	4	11	8	23	Saudi Arabia			2	2
China	11	6	4	21	Ukraine		1	1	2
East Germany	5	8	7	20	Belarus	1			1
New Zealand	7	4	8	19	Chile		1		1
Brazil	5	2	9	16	Chinese Taipei			1	1
Canada	2	4	9	15	Colombia		1		1
Spain	8	3	3	14	Dominican Republic		1		1
Unified Team of Germany	5	4	5	14	Ecuador		1		1
Austria	4	3	4	11	Egypt			1	1
Belgium	2	2	5	9	Estonia			1	1
Japan	1	4	3	8	India			1	1
Argentina	1	4	2	7	Israel			1	1
Poland	4	1	2	7	Kazakhstan			1	1
Republic of Korea	3	2	2	7	Malaysia		1		1
Czechoslovakia	3	2	1	6	San Marino		1		1
Finland	1	1	4	6	Serbia	1			1
Russia	1	3	2	6	Slovenia			1	1
Mixed Team	2	1	2	5	Türkiye		1		1
Romania	1	2	2	5					
Hungary	1	1	2	4					



INDIVIDUAL RECORDS

SUMMER

U.S. INDIVIDUAL RECORDS

ALL-TIME MEDALS - MEN

NO.	NAME	YEAR(S)	SPORT	G-S-B
28	Michael Phelps	2000, 2004, 2008, 2012, 2016	Swimming	23-3-2
12	Ryan Lochte	2004, 2008, 2012, 2016	Swimming	6-3-3
11	Carl Osburn	1912, 1920, 1924	Shooting	5-4-2
11	Mark Spitz	1968, 1972	Swimming	9-1-1
11	Matt Biondi	1984, 1988, 1992	Swimming	8-2-1
10	Carl Lewis	1984, 1988, 1992, 1996	Track & Field	9-1-0
10	Gary Hall Jr.	1996, 2000, 2004	Swimming	5-3-2
10	Caeleb Dressel	2016, 2020, 2024	Swimming	9-1-0
9	Ryan Murphy	2016, 2020, 2024	Swimming	5-2-2
8	Ray Ewry	1900, 1904, 1908	Track & Field	8-0-0
8	Don Schollander	1964, 1968	Swimming	7-1-0
8	Jason Lezak	2000, 2004, 2008, 2012	Swimming	4-2-2
8	Nathan Adrian	2008, 2012, 2016	Swimming	5-1-2

*Five athletes tied with seven medals

ALL-TIME MEDALS - WOMEN

NO.	NAME	YEAR(S)	SPORT	G-S-B
14	Katie Ledecky	2012, 2016, 2020, 2024	Swimming	9-4-1
12	Dara Torres	1984, 1988, 1992, 2000, 2008	Swimming	4-4-4
12	Jenny Thompson	1992, 1996, 2000, 2004	Swimming	8-3-1
12	Natalie Coughlin	2004, 2008, 2012	Swimming	3-4-5
11	Allyson Felix	2004, 2008, 2012, 2016, 2020	Track & Field	7-3-1
11	Simone Biles	2016, 2020, 2024	Gymnastics	7-2-2
10	Allison Schmitt	2008, 2012, 2016, 2020	Swimming	4-3-3
9	Shirley Babashoff	1972, 1976	Swimming	3-6-0
8	Regan Smith	2020, 2024	Swimming	2-5-1
7	Shannon Miller	1992, 1996	Gymnastics	2-2-3
7	Amanda Beard	1996, 2000, 2004, 2008	Swimming	2-4-1
7	Dana Vollmer	2004, 2012, 2016	Swimming	5-1-1
7	Simone Manuel	2016, 2020, 2024	Swimming	2-4-1

*12 athletes tied with six medals

ALL-TIME GOLD MEDALS - MEN

NO.	NAME	YEAR(S)	SPORT
23	Michael Phelps	2000, 2004, 2008, 2012, 2016	Swimming
9	Mark Spitz	1968, 1972	Swimming
9	Carl Lewis	1984, 1988, 1992, 1996	Track & Field
9	Caeleb Dressel	2016, 2020, 2024	Swimming
8	Ray Ewry	1900, 1904, 1908	Track & Field
8	Matt Biondi	1984, 1988, 1992	Swimming
7	Don Schollander	1964, 1968	Swimming
6	Ryan Lochte	2004, 2008, 2012, 2016	Swimming

*12 athletes tied with five gold medals

ALL-TIME GOLD MEDALS - WOMEN

NO.	NAME	YEAR(S)	SPORT
9	Katie Ledecky	2012, 2016, 2020, 2024	Swimming
8	Jenny Thompson	1992, 1996, 2000, 2004	Swimming
7	Allyson Felix	2004, 2008, 2012, 2016, 2020	Track & Field
7	Simone Biles	2016, 2020, 2024	Gymnastics
6	Amy Van Dyken	1996, 2000	Swimming
6	Diana Taurasi	2004, 2008, 2012, 2016, 2020, 2024	Basketball
5	Sue Bird	2004, 2008, 2012, 2016, 2020	Basketball
5	Dana Vollmer	2004, 2012, 2016	Swimming
5	Missy Franklin	2012, 2016	Swimming

*13 athletes tied with four gold medals

SYDNEY 2000

Jenny Thompson, left, Courtney Shealy, Dara Torres and Amy Van Dyken of the USA Women's 4x100m Freestyle Relay team celebrate their Gold Medal and a new world record.



U.S. INDIVIDUAL RECORDS

ALL-TIME SILVER MEDALS - MEN

NO.	NAME	YEAR(S)	SPORT
4	Carl Osburn	1912, 1920, 1924	Shooting
4	John Michael Plumb	1960, 1964, 1968, 1972, 1976, 1984, 1992	Equestrian
3	Irving Baxter	1900	Track & Field
3	Francis Gailey	1904	Swimming
3	Burton Downing	1904	Cycling
3	Earl Thomson	1932, 1936, 1948	Equestrian
3	Kevin Freeman	1964, 1968, 1972	Equestrian
3	Tim McKee	1972, 1976	Swimming
3	Gary Hall Jr.	1996, 2000, 2004	Swimming
3	Ryan Lochte	2004, 2008, 2012, 2016	Swimming
3	Michael Phelps	2000, 2004, 2008, 2012, 2016	Swimming
3	Brady Ellison	2008, 2012, 2016, 2020, 2024	Archery
3	Joe Kovacs	2016, 2020, 2024	Track & Field
3	McLain Ward	2004, 2008, 2012, 2016, 2020, 2024	Equestrian

*77 athletes tied with two silver medals



MONTREAL 1976

Swimmer Shirley Babashoff won a gold medal and four silver medals.



PARIS 1924

U.S. Rifle Team

ALL-TIME SILVER MEDALS - WOMEN

NO.	NAME	YEAR(S)	SPORT
6	Shirley Babashoff	1972, 1976	Swimming
5	Regan Smith	2020, 2024	Swimming
4	Dara Torres	1984, 1988, 1992, 2000, 2008	Swimming
4	Amanda Beard	1996, 2000, 2004, 2008	Swimming
4	Natalie Coughlin	2004, 2008, 2012	Swimming
4	Kara Lynn Joyce	2004, 2008, 2012	Swimming
4	Sarah Hammer	2008, 2012, 2016	Cycling
4	Simone Manuel	2016, 2020, 2024	Swimming
4	Katie Ledecky	2012, 2016, 2020, 2024	Swimming

*10 athletes tied with three silver medals

U.S. INDIVIDUAL RECORDS

ALL-TIME BRONZE MEDALS - MEN

NO.	NAME	YEAR(S)	SPORT
4	William Merz	1904	Track & Field/Gymnastics
4	Robert Dover	1984, 1988, 1992, 1996, 2000, 2004	Equestrian
3	Frank Kungler	1904	Weightlifting/Tug Of War
3	Edwin Billington	1904	Cycling
3	George Calnan	1924, 1928, 1932	Fencing
3	George Breen	1956, 1960	Swimming
3	Günther Seidel	1996, 2000, 2004	Equestrian
3	Ryan Lochte	2004, 2008, 2012, 2016	Swimming

**73 athletes tied with two bronze medals*

ALL-TIME BRONZE MEDALS - WOMEN

NO.	NAME	YEAR(S)	SPORT
5	Natalie Coughlin	2004, 2008, 2012	Swimming
4	Dara Torres	1984, 1988, 1992, 2000, 2008	Swimming
3	Shannon Miller	1992, 1996	Gymnastics
3	Angel Martino	1992, 1996	Swimming
3	Dominique Dawes	1992, 1996, 2000	Gymnastics
3	Allison Schmitt	2008, 2012, 2016, 2020	Swimming
3	Sunisa Lee	2020, 2024	Gymnastics

**28 athletes tied with two bronze medals*



Natalie
COUGHLIN 2004
 2008
 2012

U.S. INDIVIDUAL RECORDS

ALL-TIME MEDALS, INDIVIDUAL EVENTS - MEN

NO.	NAME	YEAR(S)	SPORT	G-S-B
16	Michael Phelps	2000, 2004, 2008, 2012, 2016	Swimming	13-2-1
8	Ray Ewry	1900, 1904, 1908	Track & Field	8-0-0
8	Carl Lewis	1984, 1988, 1992, 1996	Track & Field	7-1-0
7	Ryan Lochte	2004, 2008, 2012, 2016	Swimming	2-2-3
6	Mark Spitz	1968, 1972	Swimming	4-1-1
6	Ralph Rose	1904, 1908, 1912	Track & Field	3-2-1
6	George Eyser	1904	Gymnastics	3-2-1
6	Robert Garrett	1896, 1900	Track & Field	2-2-2
6	Burton Downing	1904	Cycling	2-3-1

*11 athletes tied with five medals

ALL-TIME MEDALS, INDIVIDUAL EVENTS - WOMEN

NO.	NAME	YEAR(S)	SPORT	G-S-B
10	Katie Ledecky	2012, 2016, 2020, 2024	Swimming	8-1-1
8	Simone Biles	2016, 2020, 2024	Gymnastics	5-1-2
6	Jackie Joyner-Kersey	1984, 1988, 1992, 1996	Track & Field	3-1-2
6	Kimberly Rhode	1996, 2000, 2004, 2008, 2012, 2016	Shooting	3-1-2
5	Janet Evans	1988, 1992, 1996	Swimming	4-1-0
5	Natalie Coughlin	2004, 2008	Swimming	2-0-3
5	Shannon Miller	1992, 1996	Gymnastics	1-2-2
5	Amanda Beard	1996, 2000, 2004, 2008	Swimming	1-3-1
5	Allyson Felix	2004, 2008, 2012, 2016, 2020	Track & Field	1-3-1
5	Shirley Babashoff	1972, 1976	Swimming	0-5-0
5	Regan Smith	2020, 2024	Swimming	0-4-1

*10 athletes tied with four medals

ALL-TIME GOLD MEDALS, INDIVIDUAL EVENTS - MEN

NO.	NAME	YEAR(S)	SPORT
13	Michael Phelps	2000, 2004, 2008, 2012, 2016	Swimming
8	Ray Ewry	1900, 1904, 1908	Track & Field
7	Carl Lewis	1984, 1988, 1992, 1996	Track & Field
4	Alvin Kraenzlein	1900	Track & Field
4	Anton Heida	1904	Gymnastics
4	Marcus Hurley	1904	Cycling
4	Al Oerter	1956, 1960, 1964, 1968	Track & Field
4	Mark Spitz	1968, 1972	Swimming
4	Greg Louganis	1976, 1984, 1988	Diving
4	Vincent Hancock	2008, 2012, 2016, 2020, 2024	Shooting

*18 athletes tied with three medals

ALL-TIME GOLD MEDALS, INDIVIDUAL EVENTS - WOMEN

NO.	NAME	YEAR(S)	SPORT
8	Katie Ledecky	2012, 2016, 2020, 2024	Swimming
5	Simone Biles	2016, 2020, 2024	Gymnastics
4	Patricia McCormick	1952, 1956	Diving
4	Janet Evans	1988, 1992, 1996	Swimming
3	Debbie Meyer	1968	Swimming
3	Jackie Joyner-Kersey	1984, 1988, 1992, 1996	Track & Field
3	Kimberly Rhode	1996, 2000, 2004, 2008, 2012, 2016	Shooting
3	Brooke Bennett	1996, 2000	Swimming
3	Kristin Armstrong	2004, 2008, 2012, 2016	Cycling

*29 athletes tied with two gold medals

U.S. INDIVIDUAL RECORDS

SINGLE GAMES MEDALS - MEN

NO.	NAME	YEAR	SPORT	G-S-B
8	Michael Phelps	2004	Swimming	6-0-2
8	Michael Phelps	2008	Swimming	8-0-0
7	Lloyd Spooner	1920	Shooting	4-1-2
7	Willis Lee	1920	Shooting	5-1-1
7	Mark Spitz	1972	Swimming	7-0-0
7	Matt Biondi	1988	Swimming	5-1-1
6	George Eyser	1904	Gymnastics	3-2-1
6	Anton Heida	1904	Gymnastics	5-1-0
6	Burton Downing	1904	Cycling	2-3-1
6	Carl Osburn	1920	Shooting	4-1-1
6	Michael Phelps	2012	Swimming	4-2-0
6	Michael Phelps	2016	Swimming	5-1-0

**Nine athletes tied with four medals*


SINGLE GAMES MEDALS - WOMEN

NO.	NAME	YEAR	SPORT	G-S-B
6	Natalie Coughlin	2008	Swimming	1-2-3
5	Jan Henne	1968	Swimming	3-1-1
5	Shirley Babashoff	1976	Swimming	1-4-0
5	Mary Lou Retton	1984	Gymnastics	1-2-2
5	Shannon Miller	1992	Gymnastics	0-2-3
5	Dara Torres	2000	Swimming	2-0-3
5	Natalie Coughlin	2004	Swimming	2-2-1
5	Nastia Liukin	2008	Gymnastics	1-3-1
5	Allison Schmitt	2012	Swimming	3-1-1
5	Missy Franklin	2012	Swimming	4-0-1
5	Katie Ledecky	2016	Swimming	4-1-0
5	Simone Biles	2016	Gymnastics	4-0-1
5	Torri Huske	2024	Swimming	3-2-0
5	Regan Smith	2024	Swimming	2-3-0

**19 athletes tied with four medals*

Matt BIONDI

1984
1988
1992



SINGLE GAMES GOLD MEDALS - MEN

NO.	NAME	YEAR(S)	SPORT
8	Michael Phelps	2008	Swimming
7	Mark Spitz	1972	Swimming
6	Michael Phelps	2004	Swimming
5	Anton Heida	1904	Gymnastics
5	Willis Lee	1920	Shooting
5	Matt Biondi	1988	Swimming
5	Michael Phelps	2016	Swimming
5	Caeleb Dressel	2020	Swimming

**Nine athletes tied with four gold medals*

SINGLE GAMES GOLD MEDALS - WOMEN

NO.	NAME	YEAR(S)	SPORT
4	Amy Van Dyken	1996	Swimming
4	Missy Franklin	2012	Swimming
4	Katie Ledecky	2016	Swimming
4	Simone Biles	2016	Gymnastics

**26 athletes tied with three gold medals*

U.S. INDIVIDUAL RECORDS

SINGLE GAMES MEDALS, INDIVIDUAL EVENTS - MEN

NO.	NAME	YEAR(S)	SPORT	G-S-B
6	George Eyser	1904	Gymnastics	3-2-1
6	Burton Downing	1904	Cycling	2-3-1
5	Walter Tewksbury	1900	Track & Field	2-2-1
5	Irving Baxter	1900	Track & Field	2-3-0
5	William Merz	1904	Track & Field/Gymnastics	0-1-4
5	Anton Heida	1904	Gymnastics	4-1-0
5	Marcus Hurley	1904	Cycling	4-0-1
5	Michael Phelps	2004	Swimming	4-0-1
5	Michael Phelps	2008	Swimming	5-0-0

**Eight athletes tied with three medals*

SINGLE GAMES MEDALS, INDIVIDUAL EVENTS - WOMEN

NO.	NAME	YEAR(S)	SPORT	G-S-B
4	Mary Lou Retton	1984	Gymnastics	1-1-2
4	Shannon Miller	1992	Gymnastics	0-2-2
4	Nastia Liukin	2008	Gymnastics	1-2-1
4	Simone Biles	2016	Gymnastics	3-0-1

**15 athletes tied with three medals*



RIO DE JANEIRO 2016

Simone Biles competes on the balance beam during the Women's All Around Final.



PARIS 1900

Alvin Kraenzlein, known for pioneering the modern hurdling technique, was a four-time gold medalist in 1900, with victories in the 60-meter, long jump, 110 hurdles and 200 hurdles.

SINGLE GAMES GOLD MEDALS, INDIVIDUAL EVENTS - MEN

NO.	NAME	YEAR	SPORT
5	Michael Phelps	2008	Swimming
4	Alvin Kraenzlein	1900	Track & Field
4	Anton Heida	1904	Gymnastics
4	Marcus Hurley	1904	Cycling
4	Mark Spitz	1972	Swimming
4	Michael Phelps	2004	Swimming

**Nine athletes tied with three gold medals*

SINGLE GAMES GOLD MEDALS, INDIVIDUAL EVENTS - WOMEN

NO.	NAME	YEAR	SPORT
3	Debbie Meyer	1968	Swimming
3	Janet Evans	1988	Swimming
3	Katie Ledecky	2016	Swimming
3	Simone Biles	2016	Gymnastics

**22 athletes tied with two gold medals*

U.S. INDIVIDUAL RECORDS

APPEARANCES - MEN

NO.	NAME	YEARS	SPORT
7	John Michael Plumb	1960, 1964, 1968, 1972, 1976, 1984, 1992	Equestrian
6	Norman Cohn-Armitage	1928, 1932, 1936, 1948, 1952, 1956	Fencing
6	Philippe Boccara	1980, 1984, 1988, 1992 (FRA); 1996, 2000 (USA)	Canoe/Kayak
6	William McMillan	1952, 1960, 1964, 1968, 1972, 1976	Shooting
6	Frank Chapot	1956, 1960, 1964, 1968, 1972, 1976	Equestrian
6	Robert Dover	1984, 1988, 1992, 1996, 2000, 2004	Equestrian

*14 athletes tied with five appearances

APPEARANCES - WOMEN

NO.	NAME	YEARS	SPORT
6	Diana Taurasi	2004, 2008, 2012, 2016, 2020, 2024	Basketball
6	Kimberly Rhode	1996, 2000, 2004, 2008, 2012, 2016	Shooting
6	Jan York-Romary	1948, 1952, 1956, 1960, 1964, 1968	Fencing
5	Dara Torres	1984, 1988, 1992, 2000, 2008	Swimming
5	Gail Devers	1988, 1992, 1996, 2000, 2004	Track & Field
5	Karen O'Connor	1988, 1996, 2000, 2008, 2012	Equestrian
5	Amy Acuff	1996, 2000, 2004, 2008, 2012	Track & Field
5	Venus Williams	2000, 2004, 2008, 2012, 2016	Tennis
5	Kerri Walsh Jennings	2000, 2004, 2008, 2012, 2016	Volleyball/ Beach Volleyball
5	Olga Fikotová-Connolly	1956 (TCH); 1960, 1964, 1968, 1972 (USA)	Track & Field
5	Khatuna Kvrivishvili-Lorig	1992 (EUN); 1996, 2000 (GEO); 2008, 2012 (USA)	Archery
5	Mariel Zagunis	2004, 2008, 2012, 2016, 2020	Fencing
5	Allyson Felix	2004, 2008, 2012, 2016, 2020	Track & Field
5	Sue Bird	2004, 2008, 2012, 2016, 2020	Basketball

*37 athletes tied with four appearances

Danielle SCOTT-ARRUDA

1996
2000
2004
2008
2012



U.S. INDIVIDUAL RECORDS

CONSECUTIVE APPEARANCES - MEN

NO.	NAME	YEARS	SPORT
6	Frank Chapot	1956, 1960, 1964, 1968, 1972, 1976	Equestrian
6	Robert Dover	1984, 1988, 1992, 1996, 2000, 2004	Equestrian
5	John McNally	1984, 1988, 1992, 1996, 2000	Shooting
5	Richard Johnson	1992, 1996, 2000, 2004, 2008	Archery
5	George Hincapie	1992, 1996, 2000, 2004, 2008	Cycling
5	Steven Lopez	2000, 2004, 2008, 2012, 2016	Taekwondo
5	Glenn Eller	2000, 2004, 2008, 2012, 2016	Shooting
5	Michael Phelps	2000, 2004, 2008, 2012, 2016	Swimming
5	Tony Azevedo	2000, 2004, 2008, 2012, 2016	Water Polo

**30 athletes tied with four appearances*

CONSECUTIVE APPEARANCES - WOMEN

NO.	NAME	YEARS	SPORT
6	Kimberly Rhode	1996, 2000, 2004, 2008, 2012, 2016	Shooting
5	Teresa Edwards	1984, 1988, 1992, 1996, 2000	Basketball
5	Gail Devers	1988, 1992, 1996, 2000, 2004	Track & Field
5	Amy Acuff	1996, 2000, 2004, 2008, 2012	Track & Field
5	Venus Williams	2000, 2004, 2008, 2012, 2016	Tennis
5	Kerri Walsh Jennings	2000, 2004, 2008, 2012, 2016	Volleyball/ Beach Volleyball

**23 athletes tied with four consecutive appearances*



TOKYO 2020

**Marief Zagunis of
Team United States,
left, competes against
Gabriella Page of Team
Canada in Women's
Sabre Individual.**

SYDNEY 2000

**Robert Dover competes on Rainer
in dressage grand prix.**



YEARS BETWEEN APPEARANCES - MEN

NO.	NAME	YEARS	SPORT
36	Ralph Craig	1912-1948	Sailing/Track & Field
32	John Michael Plumb	1960-1992	Equestrian
28	Steffen Peters	1996-2024	Equestrian
24	Bruce Davidson	1972-1996	Equestrian
24	William McMillan	1952-1976	Shooting
24	Herman Whiton	1928-1952	Sailing
21	Abdi Abdirahman	2000-2020	Track & Field

**11 athletes tied with 20 years*

YEARS BETWEEN APPEARANCES - WOMEN

NO.	NAME	YEARS	SPORT
28	Jessica Newberry-Ransehausen	1960-1988	Equestrian
24	Laura Kraut	2000-2024	Equestrian
24	Karen O'Connor	1988-2012	Equestrian
24	Dara Torres	1984-2008	Swimming
20	Diana Taurasi	2004-2024	Basketball
20	Kimberly Rhode	1996-2016	Shooting
20	Francie Larrieu-Smith	1972-1992	Track & Field

**Four athletes tied with 17 years*

U.S. INDIVIDUAL RECORDS

YOUNGEST COMPETITOR - MEN

AGE	NAME	YEAR	SPORT
13 years, 65 days	William Landon Jr. Horton	1952	Sailing
13 years, 243 days	Ralph Flanagan	1932	Swimming
15 years, 41 days	Donald Douglas	1932	Sailing
15 years, 81 days	Michael Phelps	2000	Swimming
15 years, 123 days	Henry Richardson	1904	Archery
15 years, 244 days	Louis Menges	1904	Football
15 years, 252 days	Thomas M. Jones	1952	Track & Field
15 years, 325 days	Michael Beaver Schoettle	1952	Sailing
15 years, 326 days	Edward Gross	1932	Gymnastics

YOUNGEST COMPETITOR - WOMEN

AGE	NAME	YEAR	SPORT
13 years, 24 days	Dorothy Poynton	1928	Diving
13 years, 131 days	Donna de Varona	1960	Swimming
13 years, 223 days	Elizabeth Ryan	1936	Swimming
13 years, 268 days	Marjorie Gestring	1936	Diving



OLDEST COMPETITOR - MEN

AGE	NAME	YEAR	SPORT
71 years, 260 days	Thomas Scott	1904	Archery
68 years, 194 days	Samuel Duvall	1904	Archery
66 years, 254 days	David McGowan	1904	Archery
64 years, 2 days	Galen Spencer	1904	Archery
63 years, 240 days	Robert Williams	1904	Archery
62 years, 174 days	William Clark	1904	Archery
60 years, 90 days	Walter Winans	1912	Shooting
60 years, 37 days	Charles Woodruff	1904	Archery
60 years, 20 days	Smith Streeter	1904	Roque

OLDEST COMPETITOR - WOMEN

AGE	NAME	YEAR	SPORT
63 years, 332 days	Eliza "Jessie" Pollock	1904	Archery
58 years, 265 days	Laura Kraut	2024	Equestrian
58 years, 155 days	Emily Woodruff	1904	Archery
56 years, 171 days	Elizabeth Callahan	2008	Shooting
56 years, 13 days	Emma Cooke	1904	Archery
55 years, 266 days	Laura Kraut	2020	Equestrian
54 years, 347 days	Kyra Downton	1968	Equestrian
54 years, 162 days	Karen O'Connor	2012	Equestrian
53 years, 353 days	Deborah McDonald	2008	Equestrian
52 years, 318 days	Sabine Schut-Kery	2020	Equestrian
52 years, 269 days	Elizabeth Madden	2016	Equestrian
52 years, 176 days	Elizabeth Callahan	2004	Shooting

AMSTERDAM 1928

U.S. Olympic podium sweep of Women's Springboard Diving. From left to right: Dorothy Poynton (silver), Helen Meany (gold), and Georgia Coleman (bronze).

U.S. INDIVIDUAL RECORDS

YOUNGEST MEDALIST - MEN

AGE	NAME	YEAR	SPORT
14 years, 313 days	George Passmore	1904	Lacrosse
15 years, 41 days	Donald Douglas	1932	Sailing
15 years, 125 days	Henry Richardson	1904	Archery
15 years, 244 days	Louis Menges	1904	Football
15 years, 325 days	Michael Beaver Schoettle	1952	Sailing
15 years, 326 days	Edward Gross	1932	Gymnastics

YOUNGEST MEDALIST - WOMEN

AGE	NAME	YEAR	SPORT
13 years, 24 days	Dorothy Poynton	1928	Diving
13 years, 131 days	Donna de Varona	1960	Swimming
13 years, 223 days	Elizabeth Ryan	1936	Swimming
13 years, 268 days	Marjorie Gestring	1936	Diving

OLDEST MEDALIST - MEN

AGE	NAME	YEAR	SPORT
68 years, 194 days	Samuel Duvall	1904	Archery
64 years, 99 days	Charles Jacobus	1904	Roque
64 years, 2 days	Galen Spencer	1904	Archery
63 years, 240 days	Robert Williams	1904	Archery
62 years, 174 days	William Clark	1904	Archery
60 years, 90 days	Walter Winans	1912	Shooting
60 years, 37 days	Charles Woodruff	1904	Archery
59 years, 112 days	Everard Endt	1952	Sailing
57 years, 100 days	William Libbey	1912	Shooting


OLDEST MEDALIST - WOMEN

AGE	NAME	YEAR	SPORT
63 years, 332 days	Eliza Pollock	1904	Archery
58 years, 261 days	Laura Kraut	2024	Equestrian
58 years, 155 days	Emily Woodruff	1904	Archery
56 years, 14 days	Emma Cooke	1904	Archery
55 years, 266 days	Laura Kraut	2020	Equestrian
52 years, 318 days	Sabine Schut-Kery	2020	Equestrian
52 years, 269 days	Elizabeth Madden	2016	Equestrian
49 years, 360 days	Deborah McDonald	2004	Equestrian
49 years, 118 days	Caroll Lavell	1992	Equestrian
45 years, 25 days	Lida Howell	1904	Archery
44 years, 270 days	Elizabeth Madden	2008	Equestrian
43 years, 339 days	Edith Master	1976	Equestrian
43 years, 198 days	Christine Traurig	2000	Equestrian

LOS ANGELES

1932

George Gulack, gold,
Flying Rings/Men's Rings



U.S. INDIVIDUAL RECORDS

YOUNGEST GOLD MEDALIST - MEN


AGE	NAME	YEAR	SPORT
15 years, 325 days	Michael Beaver Schoettle	1952	Sailing
16 years, 158 days	John Fields	1924	Boxing
16 years, 174 days	Warren Paoa Kealoha	1920	Swimming
16 years, 215 days	Quincy Wilson	2024	Track & Field
16 years, 36 days	Louis Abell	1900	Rowing

YOUNGEST GOLD MEDALIST - WOMEN

AGE	NAME	YEAR	SPORT
13 years, 131 days	Donna de Varona	1960	Swimming
13 years, 268 days	Marjorie Gestring	1936	Diving
14 years, 100 days	Pokey Watson	1964	Swimming
14 years, 120 days	Aileen Ruggin	1920	Diving
14 years, 259 days	Carolyn Wood	1960	Swimming
14 years, 269 days	Amanda Beard	1996	Swimming
14 years, 277 days	Ann Marshall	1972	Swimming
14 years, 295 days	Dominique Moceanu	1996	Gymnastics
14 years, 97 days	Pokey Watson	1964	Swimming

PARIS 1924

U.S. featherweights Jackie Fields (gold), left and Joe Salas (silver) right, spar aboard the S.S. America en route to the games.



OLDEST GOLD MEDALIST - MEN

AGE	NAME	YEAR	SPORT
64 years, 99 days	Charles Jacobus	1904	Roque
64 years, 2 days	Galen Spencer	1904	Archery
63 years, 240 days	Robert Williams	1904	Archery
59 years, 112 days	Everard Endt	1952	Sailing
56 years, 95 days	Walter Winans	1908	Shooting
56 years, 212 days	Paul Smart	1948	Sailing
56 years, 195 days	William Thompson	1904	Archery
50 years, 252 days	Clarence Platt	1924	Shooting
50 years, 175 days	Henry Sears	1912	Shooting
49 years, 93 days	Bill Buchan Sr.	1984	Sailing
49 years, 82 days	Louis Maxson	1904	Archery
49 years, 69 days	Will Simpson	2008	Equestrian
49 years, 164 days	Charles Axtell	1908	Shooting
49 years, 163 days	Jim Gorman	1908	Shooting

OLDEST GOLD MEDALIST - WOMEN

AGE	NAME	YEAR	SPORT
63 years, 332 days	Eliza Pollock	1904	Archery
58 years, 155 days	Emily Woodruff	1904	Archery
45 years, 25 days	Lida Howell	1904	Archery
45 years, 24 days	Lida Howell	1904	Archery
45 years, 23 days	Lida Howell	1904	Archery
44 years, 270 days	Elizabeth Madden	2008	Equestrian
42 years, 48 days	Diana Taurasi	2024	Basketball
42 years, 41 days	Doreen Wilber	1972	Archery
42 years, 365 days	Kristin Armstrong	2016	Cycling
42 years, 275 days	Laura Kraut	2008	Equestrian

U.S. INDIVIDUAL RECORDS

MEDAL YEARS - MEN

NO.	NAME	YEARS	SPORT
5	John Michael Plumb	1964, 1968, 1972, 1976, 1984	Equestrian
5	McLain Ward	2004, 2008, 2016, 2020, 2024	Equestrian
4	Bruce Davidson	1972, 1976, 1984, 1996	Equestrian
4	Bill Steinkraus	1952, 1960, 1968, 1972	Equestrian
4	Conn Findlay	1956, 1960, 1964, 1976	Rowing/Sailing
4	Norbert Schemansky	1948, 1952, 1960, 1964	Weightlifting
4	Vincent Hancock	2008, 2012, 2020, 2024	Shooting
4	Al Oerter	1956, 1960, 1964, 1968	Track & Field
4	Bruce Baumgartner	1984, 1988, 1992, 1996	Wrestling
4	Carl Lewis	1984, 1988, 1992, 1996	Track & Field
4	Robert Dover	1992, 1996, 2000, 2004	Equestrian
4	Michael Phelps	2004, 2008, 2012, 2016	Swimming
4	Jason Lezak	2000, 2004, 2008, 2012	Swimming
4	Ryan Lochte	2004, 2008, 2012, 2016	Swimming
4	Carmelo Anthony	2004, 2008, 2012, 2016	Basketball

*49 athletes tied with three years

MEDALS YEARS - WOMEN

NO.	NAME	YEARS	SPORT
6	Kimberly Rhode	1996, 2000, 2004, 2008, 2012, 2016	Shooting
6	Diana Taurasi	2004, 2008, 2012, 2016, 2020, 2024	Basketball
5	Dara Torres	1984, 1988, 1992, 2000, 2008	Swimming
5	Allyson Felix	2004, 2008, 2012, 2016, 2020	Track & Field
5	Sue Bird	2004, 2008, 2012, 2016, 2020	Basketball
5	Teresa Edwards	1984, 1988, 1992, 1996, 2000	Basketball

*14 athletes tied with four years

CONSECUTIVE MEDAL YEARS - MEN

NO.	NAME	YEARS	SPORT
4	Al Oerter	1956, 1960, 1964, 1968	Track & Field
4	Bruce Baumgartner	1984, 1988, 1992, 1996	Wrestling
4	Carl Lewis	1984, 1988, 1992, 1996	Track & Field
4	Robert Dover	1992, 1996, 2000, 2004	Equestrian
4	Michael Phelps	2004, 2008, 2012, 2016	Swimming
4	Jason Lezak	2000, 2004, 2008, 2012	Swimming
4	Ryan Lochte	2004, 2008, 2012, 2016	Swimming
4	Carmelo Anthony	2004, 2008, 2012, 2016	Basketball

*29 athletes tied with three consecutive years

CONSECUTIVE MEDAL YEARS - WOMEN

NO.	NAME	YEARS	SPORT
6	Kimberly Rhode	1996, 2000, 2004, 2008, 2012, 2016	Shooting
5	Teresa Edwards	1984, 1988, 1992, 1996, 2000	Basketball

*9 athletes tied with four years



U.S. INDIVIDUAL RECORDS

2+ MEDAL YEARS - MEN

NO.	NAME	YEARS	SPORT
4	Michael Phelps	2004, 2008, 2012, 2016	Swimming
3	Ray Ewry	1900, 1904, 1908	Track & Field
3	Carl Lewis	1984, 1988, 1992	Track & Field
3	Tom Jager	1984, 1988, 1992	Swimming
3	Gary Hall Jr.	1996, 2000, 2004	Swimming
3	Jason Lezak	2000, 2004, 2008	Swimming
3	Ryan Lochte	2004, 2008, 2012	Swimming
3	Ryan Murphy	2016, 2020, 2024	Swimming
3	Caeleb Dressel	2016, 2020, 2024	Swimming

*48 athletes tied with two years


2+ MEDAL YEARS - WOMEN

NO.	NAME	YEARS	SPORT
4	Jenny Thompson	1992, 1996, 2000, 2004	Swimming
4	Allyson Felix	2008, 2012, 2016, 2020	Track & Field
3	Dara Torres	1988, 2000, 2008	Swimming
3	Allison Schmitt	2012, 2016, 2020	Swimming
3	Katie Ledecky	2016, 2020, 2024	Swimming
3	Simone Biles	2016, 2020, 2024	Gymnastics
3	Abbey Weitzeil	2016, 2020, 2024	Swimming

*32 athletes tied with two years

RIO 2016

The U.S. Women's Volleyball Team celebrates their bronze medal.



3+ MEDAL YEARS - MEN

NO.	NAME	YEARS	SPORT
4	Michael Phelps	2004, 2008, 2012, 2016	Swimming
3	Ryan Murphy	2016, 2020, 2024	Swimming

*14 athletes tied with two years

3+ MEDAL YEARS - WOMEN

NO.	NAME	YEARS	SPORT
3	Jenny Thompson	1992, 1996, 2000	Swimming
3	Katie Ledecky	2016, 2020, 2024	Swimming


*11 athletes tied with two years

U.S. INDIVIDUAL RECORDS

GOLD MEDAL YEARS - MEN

NO.	NAME	YEAR(S)	SPORT
4	Vincent Hancock	2008, 2012, 2020, 2024	Shooting
4	Al Oerter	1956, 1960, 1964, 1968	Track & Field
4	Carl Lewis	1984, 1988, 1992, 1996	Track & Field
4	Michael Phelps	2004, 2008, 2012, 2016	Swimming
4	Ryan Lochte	2004, 2008, 2012, 2016	Swimming

**18 athletes tied with three*



GOLD MEDAL YEARS - WOMEN

NO.	NAME	YEAR(S)	SPORT
6	Diana Taurasi	2004, 2008, 2012, 2016, 2020, 2024	Basketball
5	Sue Bird	2004, 2008, 2012, 2016, 2020	Basketball
4	Teresa Edwards	1984, 1988, 1996, 2000	Basketball
4	Allyson Felix	2008, 2012, 2016, 2020	Track & Field
4	Sylvia Fowles	2008, 2012, 2016, 2020	Basketball
4	Lisa Leslie	1996, 2000, 2004, 2008	Basketball
4	Tamika Catchings	2004, 2008, 2012, 2016	Basketball
4	Katie Ledecky	2012, 2016, 2020, 2024	Swimming

**26 athletes tied with two*

2+ GOLD MEDAL YEARS - MEN

NO.	NAME	YEAR(S)	SPORT
4	Michael Phelps	2004, 2008, 2012, 2016	Swimming
3	Ray Ewry	1900, 1904, 1908	Track & Field
3	Carl Lewis	1984, 1988, 1992	Track & Field
3	Caeleb Dressel	2016, 2020, 2024	Swimming

**17 athletes tied with two years*

2+ GOLD MEDAL YEARS - WOMEN

NO.	NAME	YEAR(S)	SPORT
3	Jenny Thompson	1992, 1996, 2000	Swimming
3	Katie Ledecky	2016, 2020, 2024	Swimming

**5 athletes tied with two years*

MELBOURNE 1956

Al Oerter, four-time Olympic gold medalist and first athlete to win a gold medal in the same individual event in four consecutive Games, competes in the discus throw.

U.S. INDIVIDUAL RECORDS

3+ GOLD MEDAL YEARS - MEN

NO.	NAME	YEAR(S)	SPORT
4	Michael Phelps	2004, 2008, 2012, 2016	Swimming
2	Ray Ewry	1900, 1904	Track & Field
2	Don Schollander	1964, 1968	Swimming

**37 athletes tied with one year*

3+ GOLD MEDAL YEARS - WOMEN

NO.	NAME	YEAR(S)	SPORT
2	Jenny Thompson	1996, 2000	Swimming
2	Simone Biles	2016, 2024	Gymnastics

**26 athletes tied with one year*



YEARS BETWEEN MEDALS - MEN

NO.	NAME	YEAR(S)	SPORT
25	Steffen Peters	1996-2020	Equestrian
24	Bruce Davidson	1972-1996	Equestrian
20	McLain Ward	2004-2024	Equestrian
20	John Michael Plumb	1964-1984	Equestrian
20	Conn Findlay	1956-1976	Sailing/Rowing
20	Bill Steinkraus	1952-1972	Equestrian
20	Jamison Handy	1904-1924	Water Polo/Swimming
16	Vincent Hancock	2008-2024	Shooting
16	Anthony Ervin	2000-2016	Swimming
16	Jonathan McKee	1984-2000	Sailing
16	Norbert Schemansky	1948-1964	Weightlifting
16	Miguel de Capriles	1932-1948	Fencing
16	Earl Thomson	1932-1948	Equestrian
16	Matt McGrath	1908-1924	Track & Field

**12 athletes tied with 12 years*

YEARS BETWEEN MEDALS - WOMEN

NO.	NAME	YEAR(S)	SPORT
24	Dara Torres	1984-2008	Swimming
20	Diana Taurasi	2004-2024	Basketball
20	Kimberly Rhode	1996-2016	Shooting
17	Allyson Felix	2004-2020	Track & Field
17	Sue Bird	2004-2020	Basketball
17	Catherine Osterman	2004-2020	Softball
16	Laura Kraut	2008-2024	Equestrian
16	Venus Williams	2000-2016	Tennis
16	Teresa Edwards	1984-2000	Basketball

**Five athletes tied with 13 years*

U.S. INDIVIDUAL RECORDS

YEARS BETWEEN GOLD MEDALS - MEN

NO.	NAME	YEAR(S)	SPORT
36	Charles Jenkins	1956 - 1992	Track & Field
16	Anthony Ervin	2000 - 2016	Swimming
16	Earl Thomson	1932 - 1948	Equestrian
16	LeBron James	2008 - 2024	Basketball
16	Vincent Hancock	2008 - 2024	Shooting
12	Al Oerter	1956 - 1968	Track & Field
12	Anthony Davis	2012 - 2024	Basketball
12	Carl Lewis	1984 - 1996	Track & Field
12	Kevin Durant	2012 - 2024	Basketball
12	Michael Phelps	2004 - 2016	Swimming
12	Ryan Lochte	2004 - 2016	Swimming

**33 athletes tied with eight years*

YEARS BETWEEN GOLD MEDALS - WOMEN

NO.	NAME	YEAR(S)	SPORT
20	Diana Taurasi	2004 - 2024	Basketball
17	Sue Bird	2004 - 2020	Basketball
16	Dara Torres	1984 - 2000	Swimming
16	Kimberly Rhode	1996 - 2012	Shooting
16	Teresa Edwards	1984 - 2000	Basketball
13	Allyson Felix	2008 - 2020	Track & Field
13	Sylvia Fowles	2008 - 2020	Basketball

**Six athletes tied with 12 years*

GOLD MEDALS, SAME EVENT - MEN

NO.	NAME	YEAR(S)	SPORT
4	Al Oerter	1956, 1960, 1964, 1968	Track & Field
4	Carl Lewis	1984, 1988, 1992, 1996	Track & Field
4	Ryan Lochte	2004, 2008, 2012, 2016	Swimming
4	Michael Phelps	2004, 2008, 2012, 2016	Swimming
4	Vincent Hancock	2008, 2012, 2020, 2024	Shooting

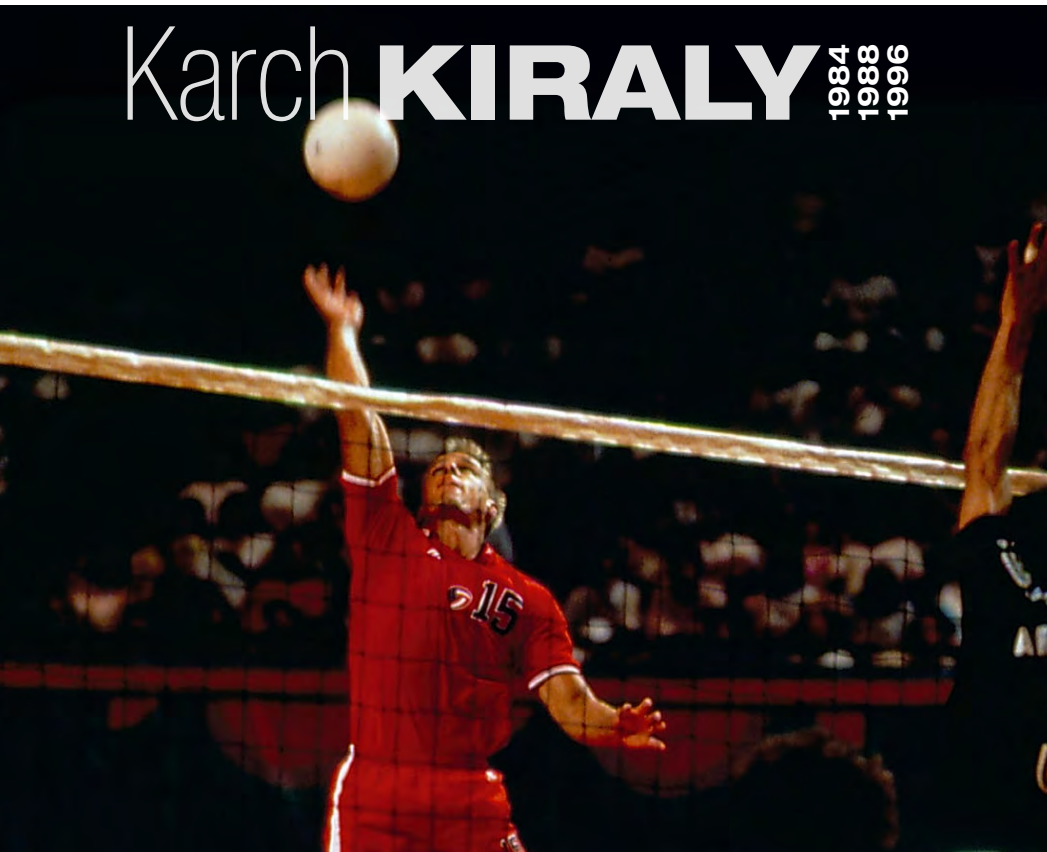
**17 athletes tied with three medals*

GOLD MEDALS, SAME EVENT - WOMEN

NO.	NAME	YEAR(S)	SPORT
6	Diana Taurasi	2004, 2008, 2012, 2016, 2020, 2024	Basketball
5	Sue Bird	2004, 2008, 2012, 2016, 2020	Basketball
4	Teresa Edwards	1984, 1988, 1996, 2000	Basketball
4	Lisa Leslie	1996, 2000, 2004, 2008	Basketball
4	Tamika Catchings	2004, 2008, 2012, 2016	Basketball
4	Allyson Felix	2008, 2012, 2016, 2020	Track & Field
4	Sylvia Fowles	2008, 2012, 2016, 2020	Basketball
4	Katie Ledecky	2012, 2016, 2020, 2024	Swimming

**22 athletes tied with three medals*

Karch **KIRALY** 1984 1988 1996



U.S. INDIVIDUAL RECORDS

CONSECUTIVE GOLD MEDALS, SAME EVENT - MEN

NO.	NAME	YEAR(S)	SPORT
4	Al Oerter	1956, 1960, 1964, 1968	Track & Field
4	Carl Lewis	1984, 1988, 1992, 1996	Track & Field
4	Michael Phelps	2004, 2008, 2012, 2016	Swimming
4	Ryan Lochte	2004, 2008, 2012, 2016	Swimming
3	Ray Ewry	1900, 1904, 1908	Track & Field
3	John Flanagan	1900, 1904, 1908	Track & Field
3	Paul Costello	1920, 1924, 1928	Rowing
3	Frank Wykoff	1928, 1932, 1936	Track & Field
3	Tom Jager	1984, 1988, 1992	Swimming
3	Matt Biondi	1984, 1988, 1992	Swimming
3	Jason Lezak	2000, 2004, 2008	Swimming
3	Ian Crocker	2000, 2004, 2008	Swimming
3	Michael Phelps	2004, 2008, 2012	Swimming
3	Carmelo Anthony	2008, 2012, 2016	Basketball
3	Brendan Hansen	2004, 2008, 2012	Swimming

*82 athletes tied with two consecutive gold medals

CONSECUTIVE GOLD MEDALS, SAME EVENT - WOMEN

NO.	NAME	YEAR(S)	SPORT
6	Diana Taurasi	2004, 2008, 2012, 2016, 2020, 2024	Basketball
5	Sue Bird	2004, 2008, 2012, 2016, 2020	Basketball
4	Lisa Leslie	1996, 2000, 2004, 2008	Basketball
4	Tamika Catchings	2004, 2008, 2012, 2016	Basketball

*19 athletes tied with three consecutive gold medals



PARIS 2024

Caeleb Dressel of Team United States competes in the Mixed 4x100m Medley Relay Heats.

GOLD MEDALS, SAME INDIVIDUAL EVENT - MEN

NO.	NAME	YEAR(S)	SPORT
4	Carl Lewis	1984, 1988, 1992, 1996	Track & Field
4	Al Oerter	1956, 1960, 1964, 1968	Track & Field
4	Michael Phelps	2004, 2008, 2012, 2016	Swimming
4	Vincent Hancock	2008, 2012, 2020, 2024	Shooting
3	John Flanagan	1900, 1904, 1908	Track & Field
3	Ray Ewry	1900, 1904, 1908	Track & Field
3	Ryan Crouser	2016, 2020, 2024	Track & Field

*36 athletes tied with two gold medals

GOLD MEDALS, SAME INDIVIDUAL EVENT - WOMEN

NO.	NAME	YEAR(S)	SPORT
4	Katie Ledecky	2012, 2016, 2020, 2024	Swimming
3	Kristin Armstrong	2008, 2012, 2016	Cycling

*20 athletes tied with one gold medal

U.S. INDIVIDUAL RECORDS



LONDON 2012

Mariel Zagunis of the United States Olympic fencing team carries her country's flag during the Opening Ceremony of the London 2012 Olympic Games.

CONSECUTIVE GOLD MEDALS, SAME INDIVIDUAL EVENT - MEN

NO.	NAME	YEAR(S)	SPORT
4	Michael Phelps	2004, 2008, 2012, 2016	Swimming
3	Michael Phelps	2004, 2008, 2012	Swimming

**14 athletes tied with two consecutive gold medals, same individual event*

CONSECUTIVE GOLD MEDALS, SAME INDIVIDUAL EVENT - WOMEN

NO.	NAME	YEAR(S)	SPORT
3	Kristin Armstrong	2008, 2012, 2016	Cycling
2	Mariel Zagunis	2004, 2008	Fencing
2	Kayla Harrison	2012, 2016	Judo
2	Claressa Shields	2012, 2016	Boxing
2	Jackie Joyner-Kersey	1988, 1992	Track & Field
2	Janet Evans	1988, 1992	Swimming
2	Martha Norelius	1924, 1928	Swimming
2	Dorothy Poynton-Hill	1932, 1936	Diving
2	Brooke Bennett	1996, 2000	Swimming
2	Natalie Coughlin	2004, 2008	Swimming
2	Rebecca Soni	2008, 2012	Swimming
2	Katie Ledecky	2012, 2016	Swimming





WWW.TeamUSA.org