



UNITED STATES
OLYMPIC & PARALYMPIC
COMMITTEE

2024

DEMOGRAPHIC DATA REPORT

USA SWIMMING



USA SWIMMING

2024 DEMOGRAPHIC DATA



Demographic Data Collection And Preparation

Under Section 220511(2)(B) of the Ted Stevens Act, the USOPC is required to report annual demographic data from the previous year as of December 31. Once the data is collected, the USOPC works with a consultant to compile more than 4,000 data points into unique profiles for each NGB and one for the USOPC.

Significant Definitions

Board of Directors: The Board of Directors is the governing body of a nonprofit. Individuals who sit on the Board are responsible for overseeing the organization's activities.

Standing Committees: A permanent committee of the Board that meets regularly.

Professional Staff: Any paid full-time employee of an NGB.

NGB Membership: All individuals who are paying members of an NGB. This includes grassroots athletes through masters, as well as National Team athletes.

National Teams (Athletes): Athletes who are currently on a National Team as defined by the NGB. This includes the teams selected for that year's national or world championships or the Olympic/Paralympic Games.

National Teams (Coaches and Other Non-Athletes): Staff who assist with the National Teams as defined by the NGB. This includes coaches, trainers, logistics coordinators, medical personnel, etc.

Developmental National Teams (Athletes): Teams typically composed of emerging athletes who are training to eventually compete on the National Teams. These athletes are usually highly skilled individuals who are not fully ready to compete for the National Team.

Developmental National Teams (Coaches and Other Non-Athletes): Staff who assist with the Developmental National Teams as defined by the NGB. This includes coaches, trainers, logistics coordinators, medical personnel, etc.

Part-Time Employees/Interns: These are employees who assist with the operations of an NGB. They differ from professional staff in that they may be temporary or part-time employees.

National Percentages

National percentages are based off the latest data on the American Community Survey (ACS) data updated annually by the U.S. Census Bureau.

Chart Key

0.00% - Percent of Member/Staff
● — - Demographic Data

..... - National Percentage
0.00% - National Percentage

USA SWIMMING

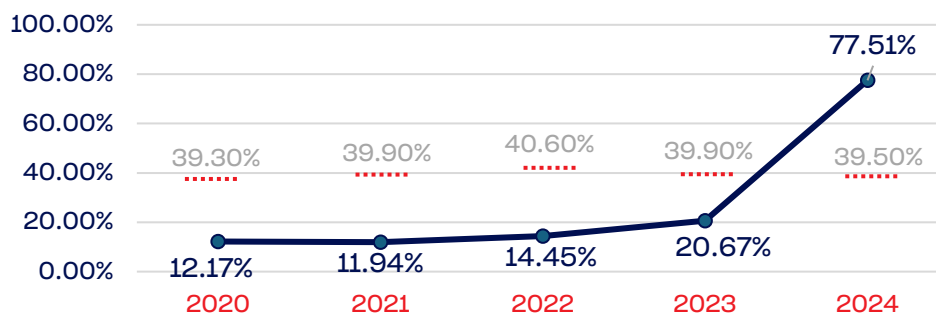
2024 DEMOGRAPHIC DATA



PEOPLE OF COLOR

	Total Number	% People of Color	National %
Board of Directors	19	89.47	39.50
Standing Committees	393	56.99	39.50
Professional Staff	147	78.91	39.50
NGB Membership	413,729	90.81	39.50
National Team Athletes	254,577	99.99	39.50
National Team Non-Athlete (Coaches and Support Staff)	523	26.38	39.50
Development National Team Athlete	392	100.00	39.50
Development National Team Non-Athlete (Coaches and Support Staff)	0	0.00	39.50
Part-Time Staff/Inters	0	0.00	39.50
Total	669780	7.25	
Average		77.51	

Year-Over-Year Averages (Past 5-Years)



Program and Initiative Notes/Highlights

- USA Swimming offer multiple grant programs, including:
- Youth Learn-to-Swim Grants – To expand existing programming and support opportunities for children and adults who otherwise would not participate in swimming
 - Community Impact Grant – Through these grants, USA Swimming and the USA Swimming Foundation aspire to grow the pipeline of champion.
 - HBCU Grants – To develop learn-to-swim and competitive opportunities in communities served by Historically Black Colleges and Universities (HBCUs).

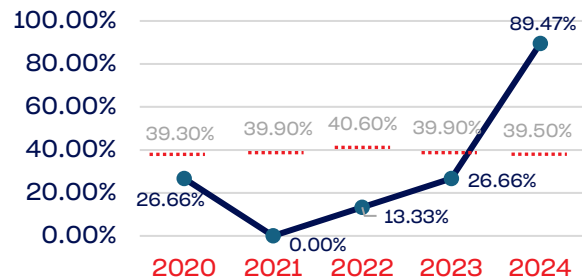
USA SWIMMING

2024 DEMOGRAPHIC DATA

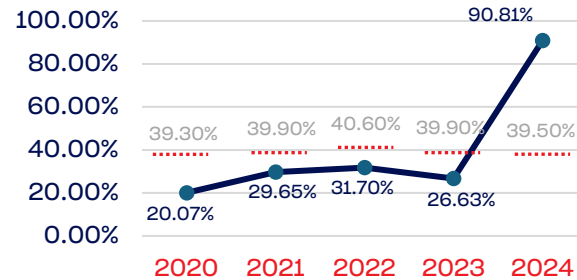


PEOPLE OF COLOR

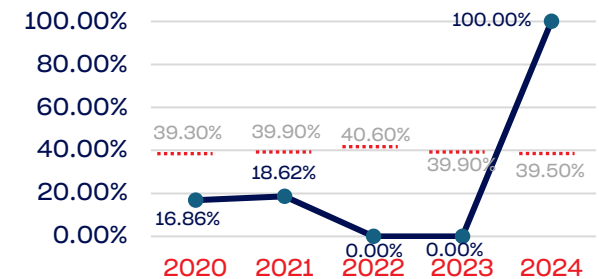
Board of Directors



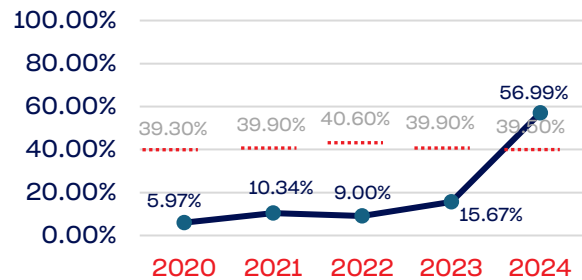
NGB Membership



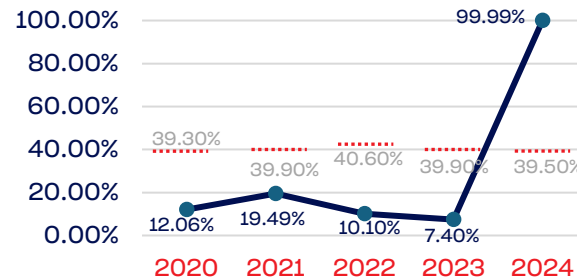
Development National Team



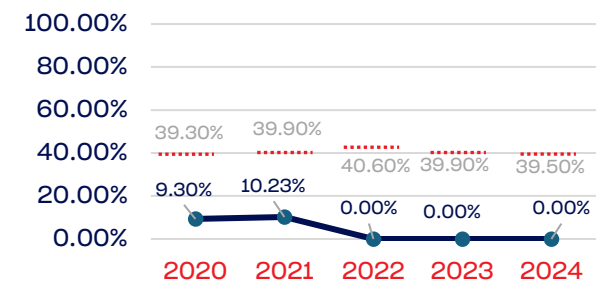
Standing Committees



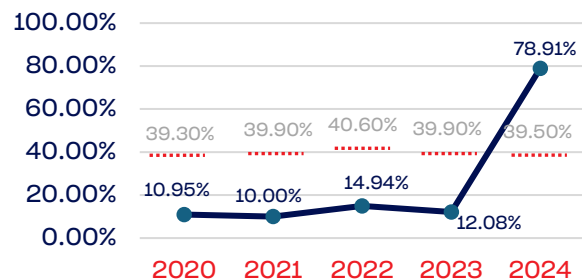
National Team Athletes



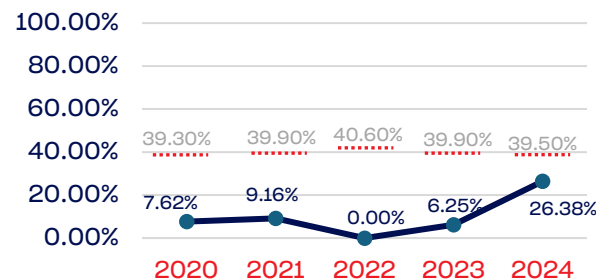
Development National Team Non-Athlete



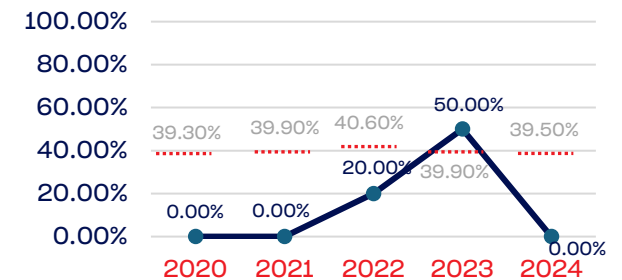
Professional Staff



National Team Non-Athlete



Part-Time Staff/Interns



USA SWIMMING

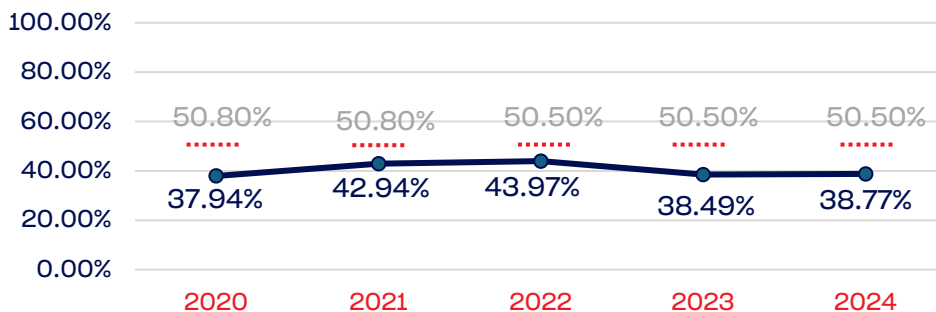
2024 DEMOGRAPHIC DATA



WOMEN

	Total Number	% Women	National %
Board of Directors	19	52.63	50.50
Standing Committees	393	41.22	50.50
Professional Staff	147	58.50	50.50
NGB Membership	413729	16.43	50.50
National Team Athletes	254577	0.00	50.50
National Team Non-Athlete (Coaches and Support Staff)	523	14.34	50.50
Development National Team Athlete	392	88.26	50.50
Development National Team Non-Athlete (Coaches and Support Staff)	0	0.00	50.50
Part-Time Staff/Inters	0	0.00	50.50
Total	669780	10.26	
Average		38.77	

Year-Over-Year Averages (Past 5-Years)



Program and Initiative Notes/Highlights

USA Swimming has programs like our Women's in Governance series and Community Impact Grants that prioritize and support the efforts of women entering our sport. Secondly, USA Swimming membership software does not collect nonbinary information.

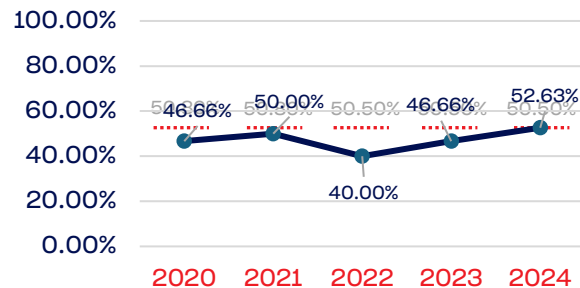
USA SWIMMING

2024 DEMOGRAPHIC DATA

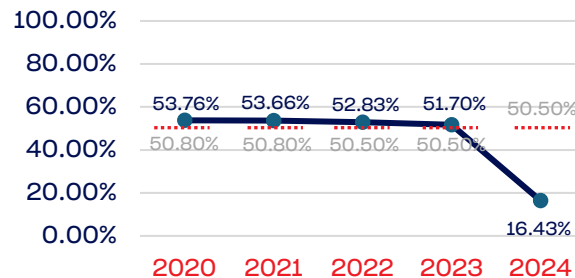


WOMEN

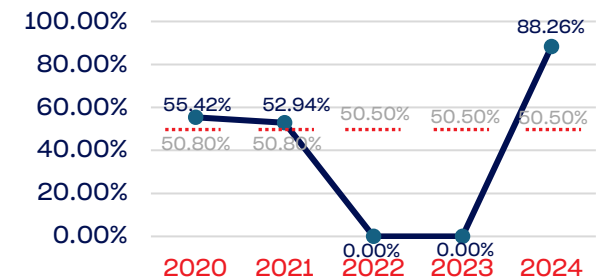
Board of Directors



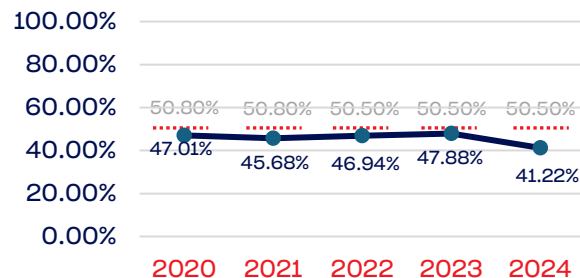
NGB Membership



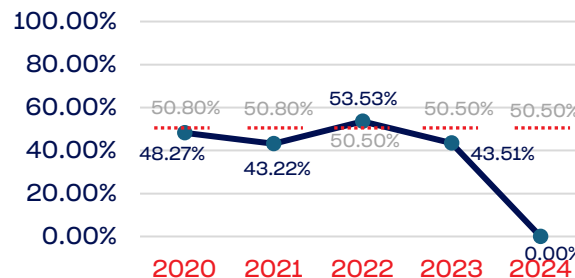
Development National Team



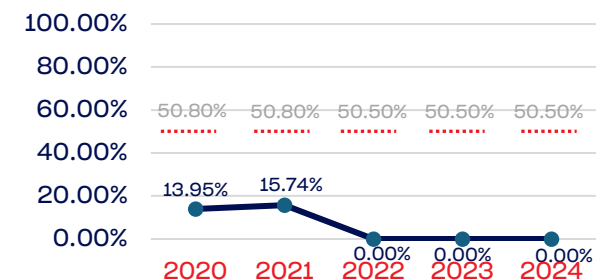
Standing Committees



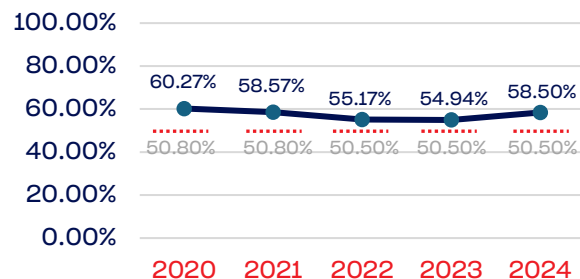
National Team Athletes



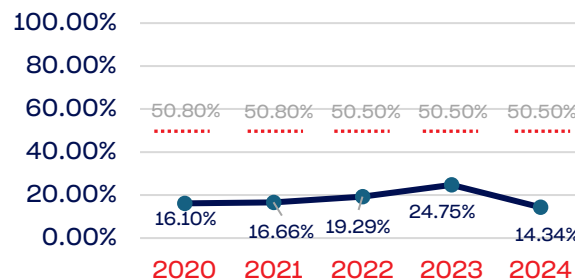
Development National Team Non-Athlete



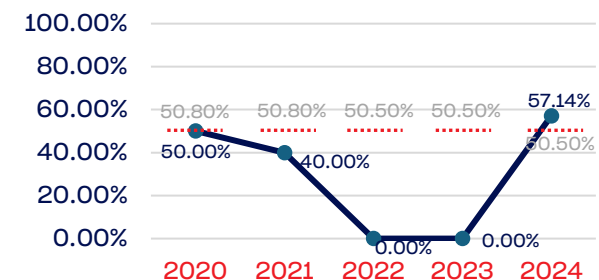
Professional Staff



National Team Non-Athlete



Part-Time Staff/Interns



USA SWIMMING

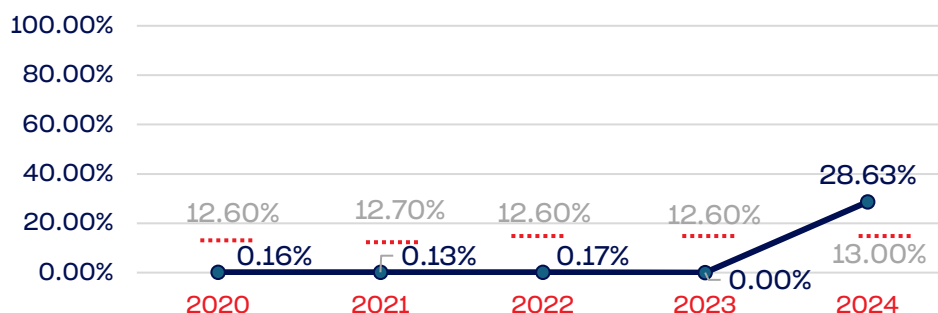
2024 DEMOGRAPHIC DATA



PERSONS WITH A DISABILITY

	Total Number	% Disability	National %
Board of Directors	19	10.52	13.00
Standing Committees	393	53.68	13.00
Professional Staff	147	63.26	13.00
NGB Membership	413729	11.59	13.00
National Team Athletes	254577	0.00	13.00
National Team Non-Athlete (Coaches and Support Staff)	523	61.37	13.00
Development National Team Athlete	392	0.00	13.00
Development National Team Non-Athlete (Coaches and Support Staff)	0	0.00	13.00
Part-Time Staff/Inters	0	0.00	13.00
Total	669,780	94.24	
Average		28.63	

Year-Over-Year Averages (Past 5-Years)



Program and Initiative Notes/Highlights

USA Swimming's membership platform does not currently ask about disability status. However, USA Swimming does have a National Disability Subcommittee to support our adaptive athletes.

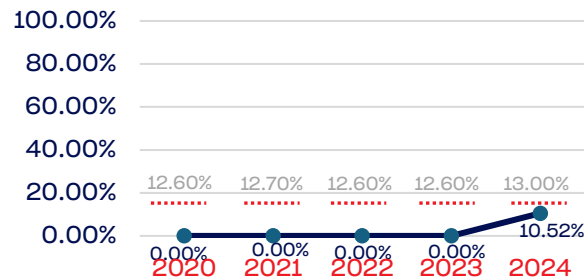
USA SWIMMING

2024 DEMOGRAPHIC DATA

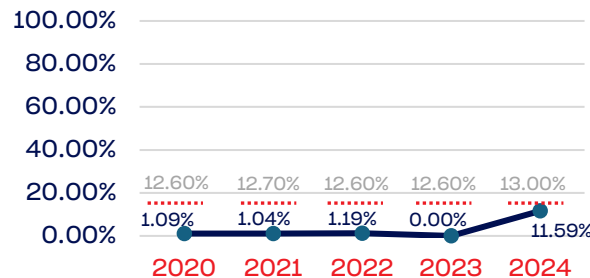


PERSONS WITH A DISABILITY

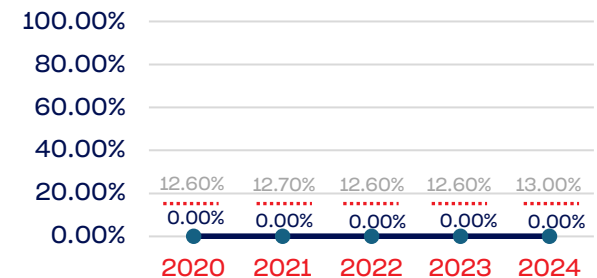
Board of Directors



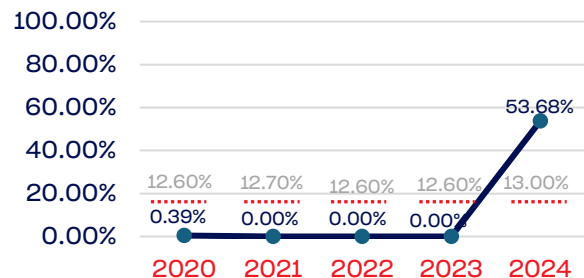
NGB Membership



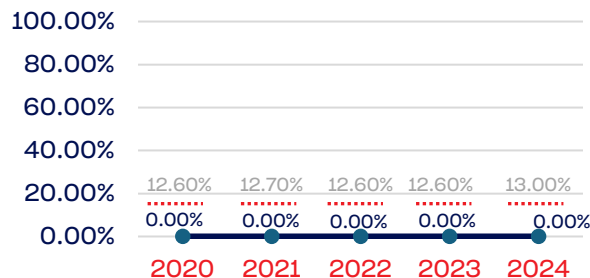
Development National Team



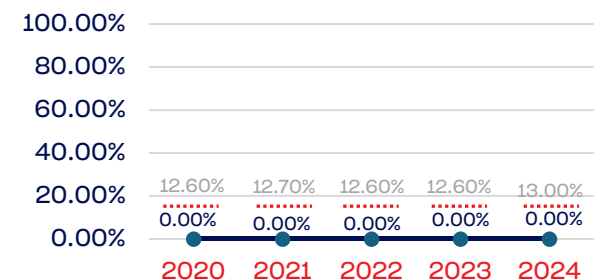
Standing Committees



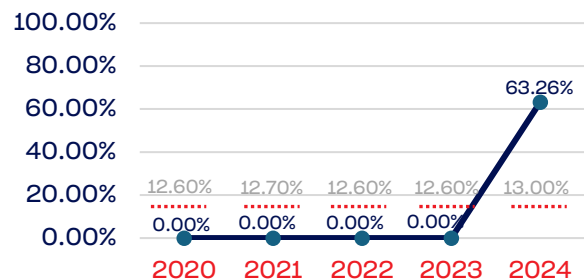
National Team Athletes



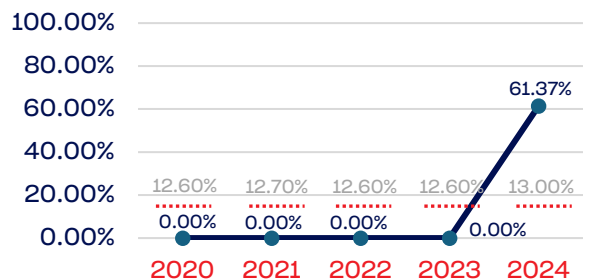
Development National Team Non-Athlete



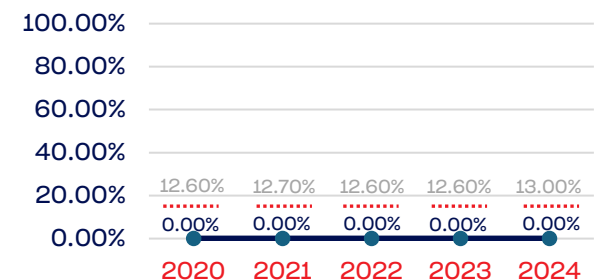
Professional Staff



National Team Non-Athlete



Part-Time Staff/Interns



USA SWIMMING

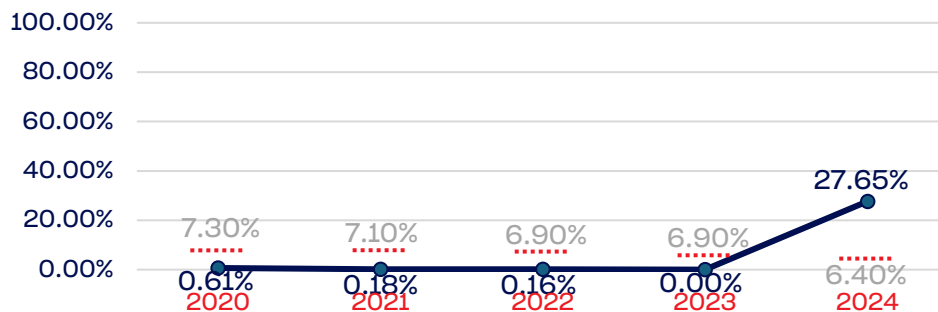
2024 DEMOGRAPHIC DATA



Veterans

	Total Number	% Veterans	National %
Board of Directors	19	31.57	6.4
Standing Committees	393	28.75	6.4
Professional Staff	147	27.21	6.4
NGB Membership	413729	37.58	6.4
National Team Athletes	254577	0.02	6.4
National Team Non-Athlete (Coaches and Support Staff)	523	68.45	6.4
Development National Team Athlete	392	0.00	6.4
Development National Team Non-Athlete (Coaches and Support Staff)	0	0.00	6.4
Part-Time Staff/Inters	0	0.00	6.4
Total	669780	23.3	
Average		27.65	

Year-Over-Year Averages (Past 5-Years)



Program and Initiative Notes/Highlights

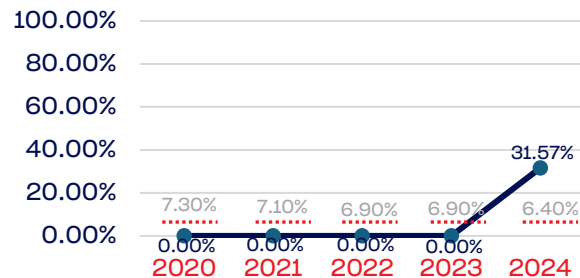
USA SWIMMING

2024 DEMOGRAPHIC DATA

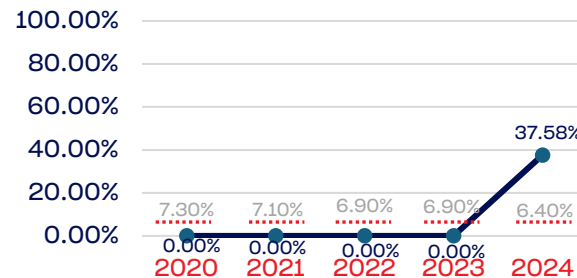


VETERANS

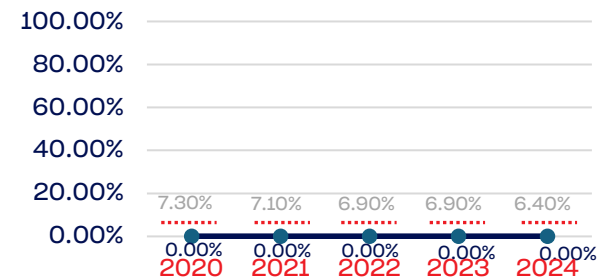
Board of Directors



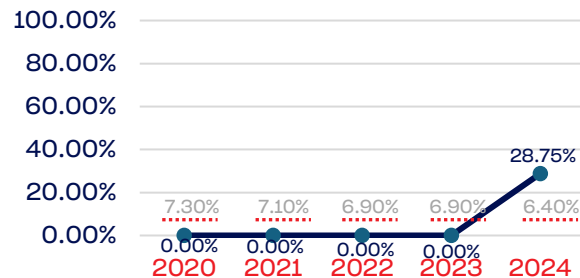
NGB Membership



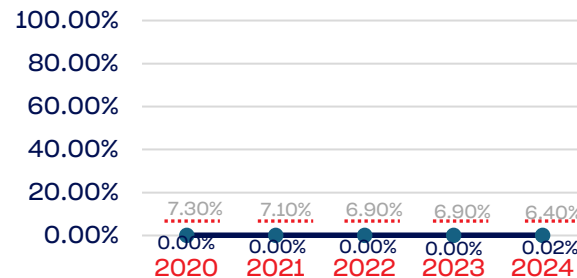
Development National Team



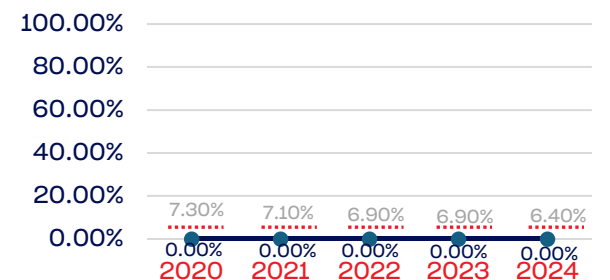
Standing Committees



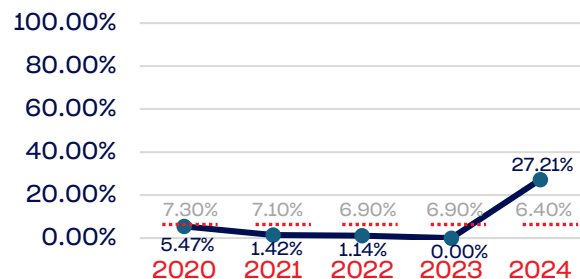
National Team Athletes



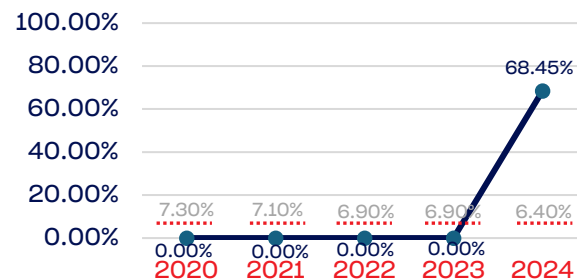
Development National Team Non-Athlete



Professional Staff



National Team Non-Athlete



Part-Time Staff/Interns

