



UNITED STATES  
OLYMPIC & PARALYMPIC  
COMMITTEE

# 2024

## DEMOGRAPHIC DATA REPORT

USA TEAM HANDBALL



# USA TEAM HANDBALL

## 2024 DEMOGRAPHIC DATA



### Demographic Data Collection And Preparation

Under Section 220511(2)(B) of the Ted Stevens Act, the USOPC is required to report annual demographic data from the previous year as of December 31. Once the data is collected, the USOPC works with a consultant to compile more than 4,000 data points into unique profiles for each NGB and one for the USOPC.

### Significant Definitions

**Board of Directors:** The Board of Directors is the governing body of a nonprofit. Individuals who sit on the Board are responsible for overseeing the organization's activities.

**Standing Committees:** A permanent committee of the Board that meets regularly.

**Professional Staff:** Any paid full-time employee of an NGB.

**NGB Membership:** All individuals who are paying members of an NGB. This includes grassroots athletes through masters, as well as National Team athletes.

**National Teams (Athletes):** Athletes who are currently on a National Team as defined by the NGB. This includes the teams selected for that year's national or world championships or the Olympic/Paralympic Games.

**National Teams (Coaches and Other Non-Athletes):** Staff who assist with the National Teams as defined by the NGB. This includes coaches, trainers, logistics coordinators, medical personnel, etc.

**Developmental National Teams (Athletes):** Teams typically composed of emerging athletes who are training to eventually compete on the National Teams. These athletes are usually highly skilled individuals who are not fully ready to compete for the National Team.

**Developmental National Teams (Coaches and Other Non-Athletes):** Staff who assist with the Developmental National Teams as defined by the NGB. This includes coaches, trainers, logistics coordinators, medical personnel, etc.

**Part-Time Employees/Interns:** These are employees who assist with the operations of an NGB. They differ from professional staff in that they may be temporary or part-time employees.

### National Percentages

National percentages are based off the latest data on the American Community Survey (ACS) data updated annually by the U.S. Census Bureau.

### Chart Key

0.00% - Percent of Member/Staff  
● — - Demographic Data

..... - National Percentage  
0.00% - National Percentage

# USA TEAM HANDBALL

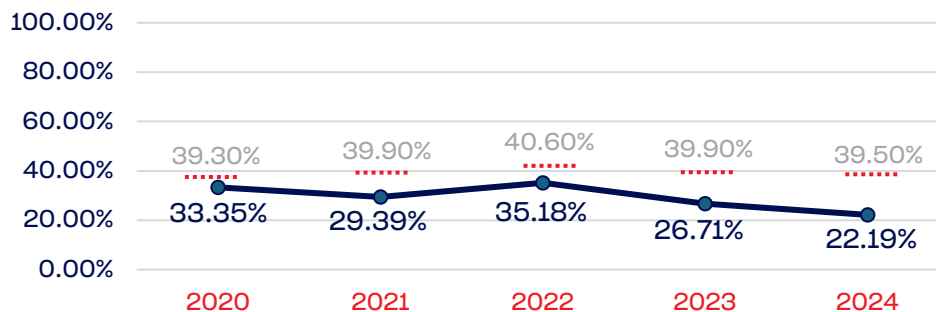
## 2024 DEMOGRAPHIC DATA



### PEOPLE OF COLOR

	Total Number	% People of Color	National %
Board of Directors	11	54.54	39.50
Standing Committees	14	42.85	39.50
Professional Staff	3	0.00	39.50
NGB Membership	882	25.62	39.50
National Team Athletes	67	26.86	39.50
National Team Non-Athlete (Coaches and Support Staff)	18	5.55	39.50
Development National Team Athlete	33	12.12	39.50
Development National Team Non-Athlete (Coaches and Support Staff)	10	10.00	39.50
Part-Time Staff/Inters	0	0.00	39.50
<b>Total</b>	<b>1,038</b>	<b>25.24</b>	
<b>Average</b>		<b>22.19</b>	

### Year-Over-Year Averages (Past 5-Years)



### Program and Initiative Notes/Highlights

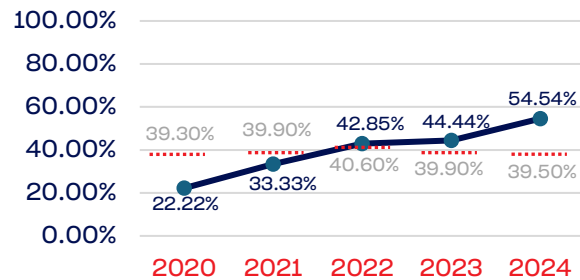
# USA TEAM HANDBALL

## 2024 DEMOGRAPHIC DATA

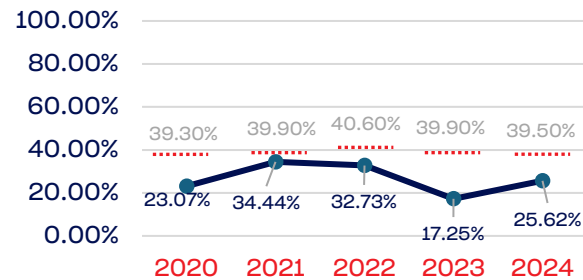


### PEOPLE OF COLOR

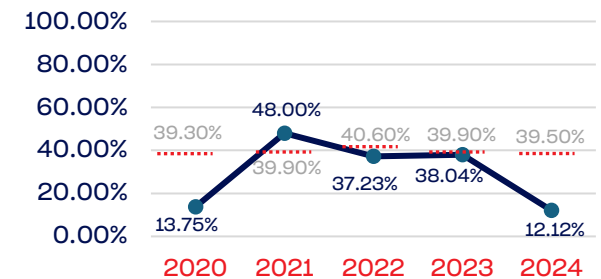
#### Board of Directors



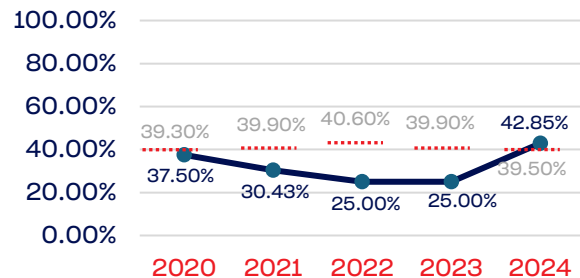
#### NGB Membership



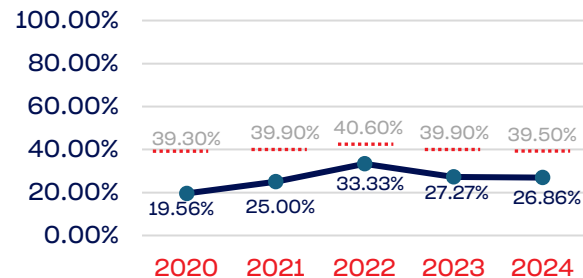
#### Development National Team



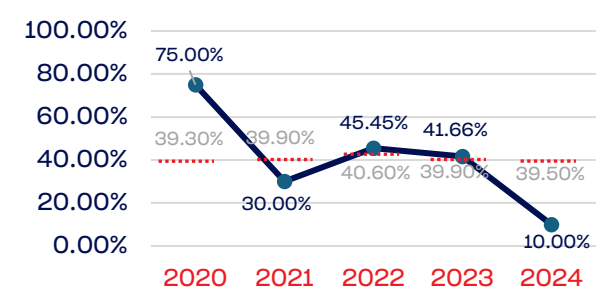
#### Standing Committees



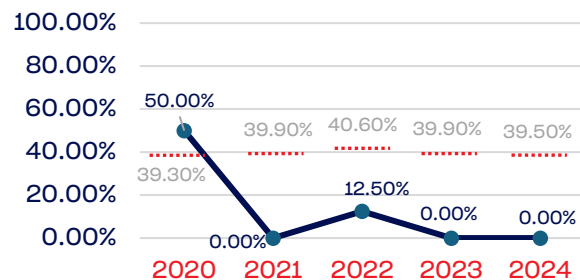
#### National Team Athletes



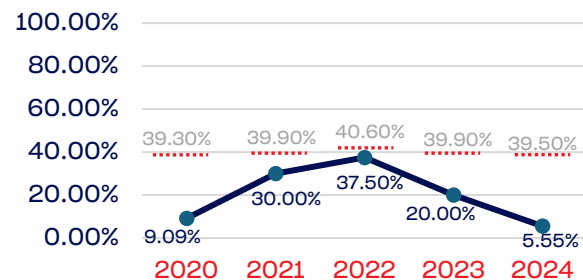
#### Development National Team Non-Athlete



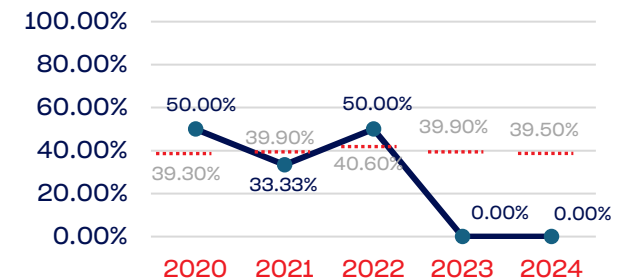
#### Professional Staff



#### National Team Non-Athlete



#### Part-Time Staff/Interns



# USA TEAM HANDBALL

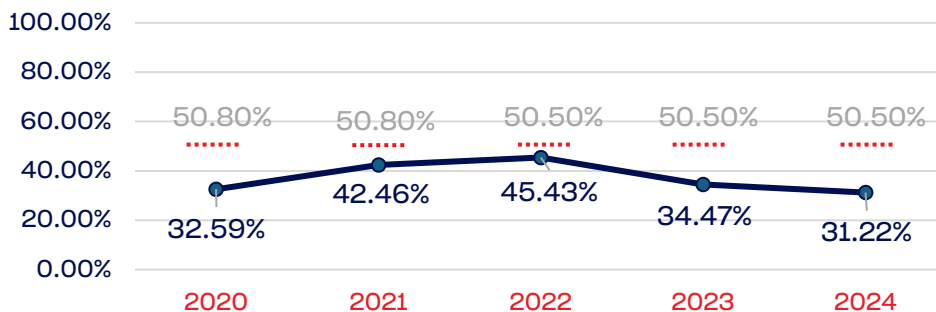
## 2024 DEMOGRAPHIC DATA



### WOMEN

	Total Number	% Women	National %
Board of Directors	11	45.45	50.50
Standing Committees	14	50.00	50.50
Professional Staff	3	0.00	50.50
NGB Membership	882	29.36	50.50
National Team Athletes	67	37.31	50.50
National Team Non-Athlete (Coaches and Support Staff)	18	22.22	50.50
Development National Team Athlete	33	45.45	50.50
Development National Team Non-Athlete (Coaches and Support Staff)	10	20.00	50.50
Part-Time Staff/Inters	0	0.00	50.50
<b>Total</b>	<b>1038</b>	<b>30.54</b>	
<b>Average</b>		<b>31.22</b>	

### Year-Over-Year Averages (Past 5-Years)



### Program and Initiative Notes/Highlights

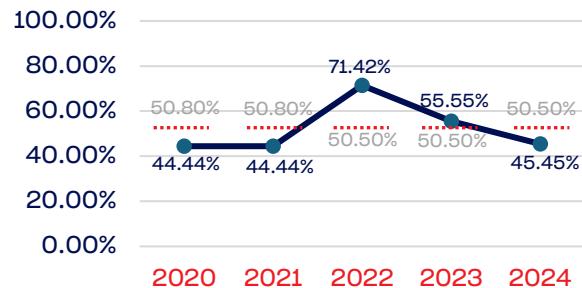
# USA TEAM HANDBALL

## 2024 DEMOGRAPHIC DATA

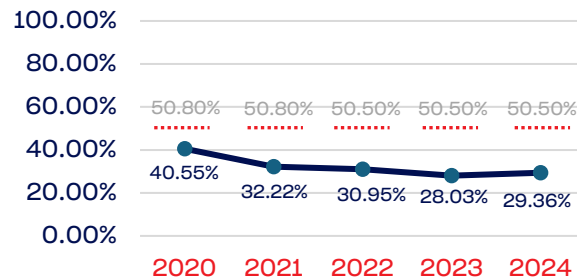


### WOMEN

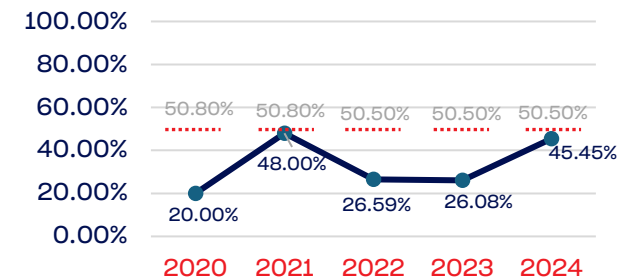
#### Board of Directors



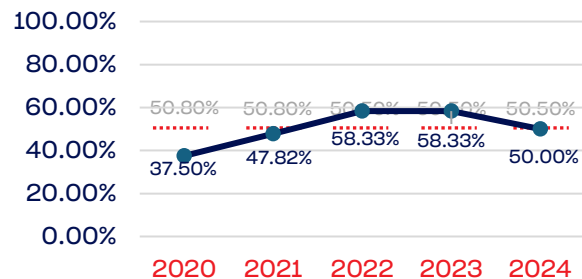
#### NGB Membership



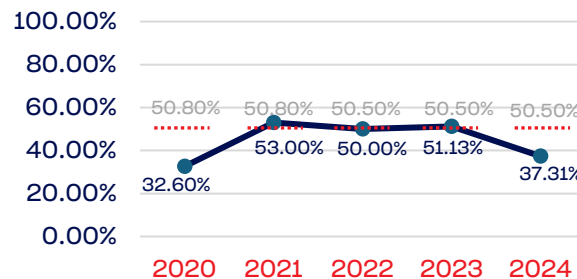
#### Development National Team



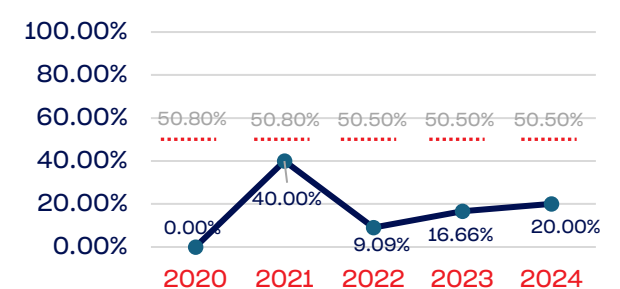
#### Standing Committees



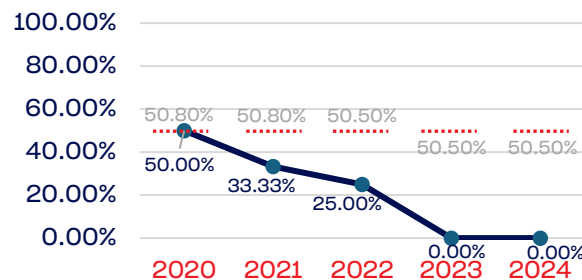
#### National Team Athletes



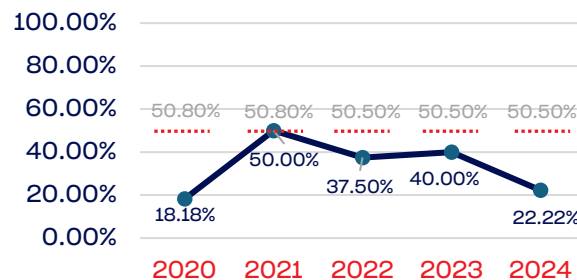
#### Development National Team Non-Athlete



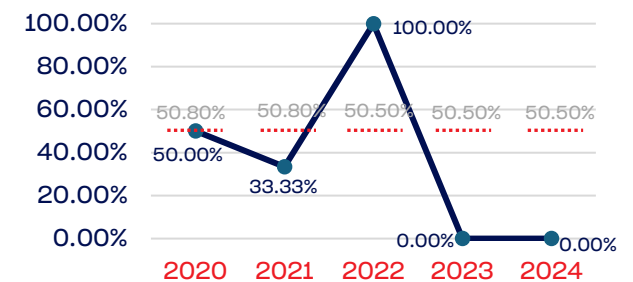
#### Professional Staff



#### National Team Non-Athlete



#### Part-Time Staff/Interns



# USA TEAM HANDBALL

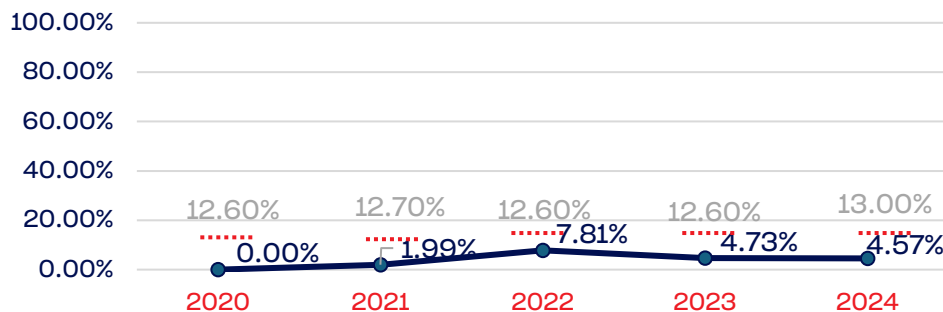
## 2024 DEMOGRAPHIC DATA



### PERSONS WITH A DISABILITY

	Total Number	% Disability	National %
Board of Directors	11	9.09	13.00
Standing Committees	14	21.42	13.00
Professional Staff	3	0.00	13.00
NGB Membership	882	3.06	13.00
National Team Athletes	67	2.98	13.00
National Team Non-Athlete (Coaches and Support Staff)	18	0.00	13.00
Development National Team Athlete	33	0.00	13.00
Development National Team Non-Athlete (Coaches and Support Staff)	10	0.00	13.00
Part-Time Staff/Inters	0	0.00	13.00
<b>Total</b>	1038	3.17	
<b>Average</b>		4.57	

### Year-Over-Year Averages (Past 5-Years)



### Program and Initiative Notes/Highlights

USA Team Handball added adaptive Wheelchair Handball Discipline in 2024.

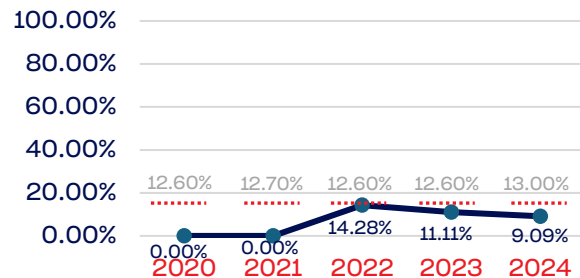
# USA TEAM HANDBALL

## 2024 DEMOGRAPHIC DATA

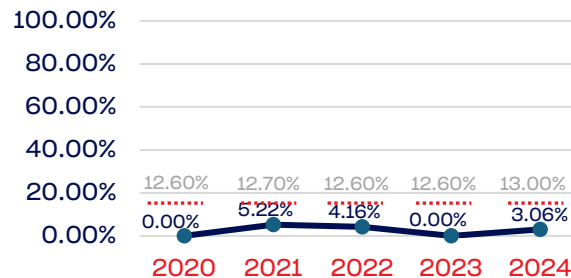


### PERSONS WITH A DISABILITY

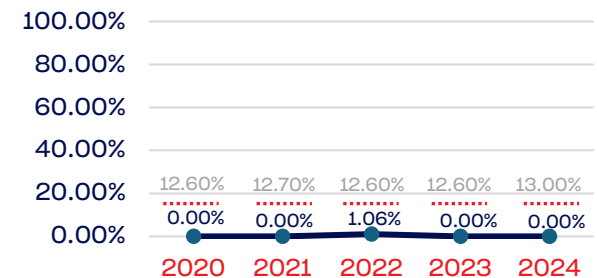
#### Board of Directors



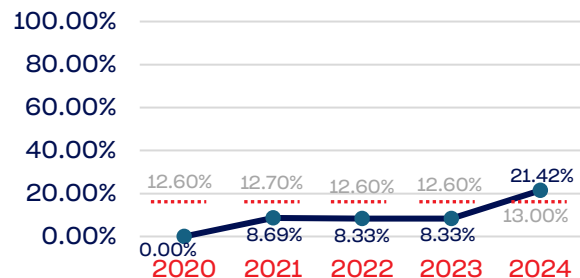
#### NGB Membership



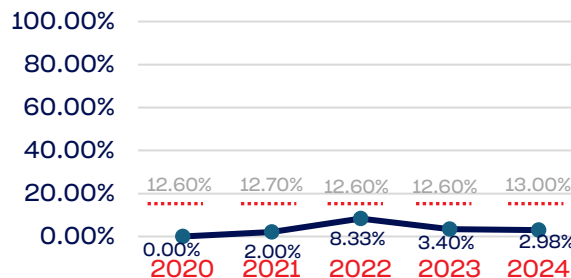
#### Development National Team



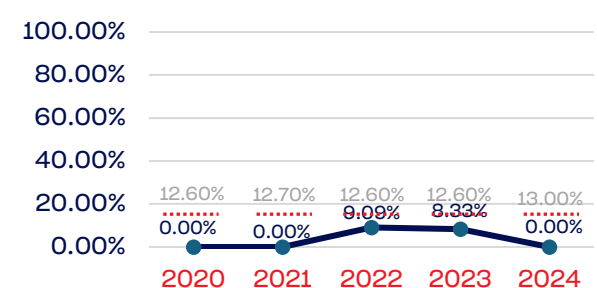
#### Standing Committees



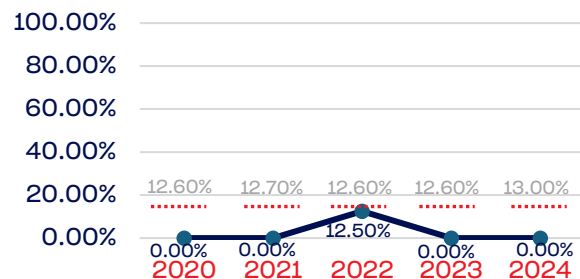
#### National Team Athletes



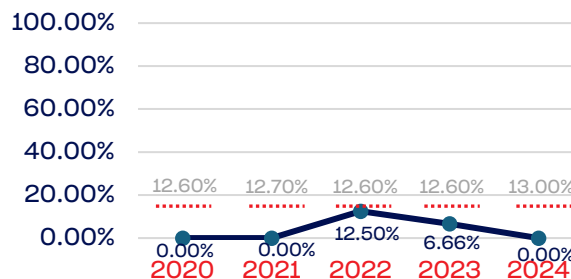
#### Development National Team Non-Athlete



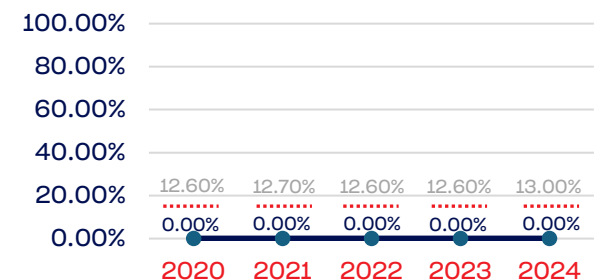
#### Professional Staff



#### National Team Non-Athlete



#### Part-Time Staff/Interns





# USA TEAM HANDBALL

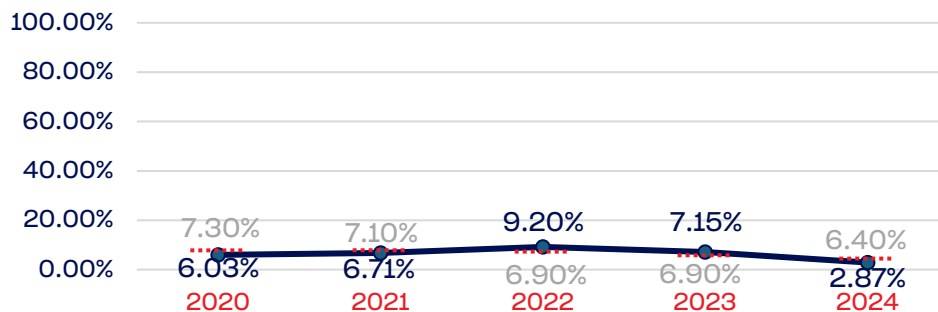
## 2024 DEMOGRAPHIC DATA



### Veterans

	Total Number	% Veterans	National %
Board of Directors	11	0.00	6.4
Standing Committees	14	7.14	6.4
Professional Staff	3	0.00	6.4
NGB Membership	882	2.38	6.4
National Team Athletes	67	13.43	6.4
National Team Non-Athlete (Coaches and Support Staff)	18	0.00	6.4
Development National Team Athlete	33	0.00	6.4
Development National Team Non-Athlete (Coaches and Support Staff)	10	0.00	6.4
Part-Time Staff/Inters	0	0.00	6.4
<b>Total</b>	<b>1038</b>	<b>2.98</b>	
<b>Average</b>		<b>2.87</b>	

### Year-Over-Year Averages (Past 5-Years)



### Program and Initiative Notes/Highlights

USA Team Handball is working with the Office of Veterans' Affairs to add Wheelchair Handball to the VA Monthly Training Allowance in enhanced support of and access to veteran, disabled athletes.

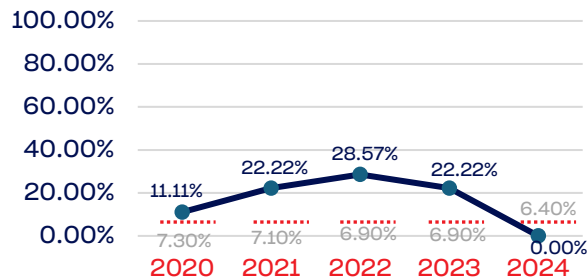
# USA TEAM HANDBALL

## 2024 DEMOGRAPHIC DATA

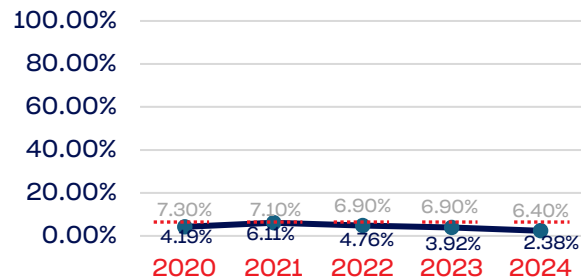


### VETERANS

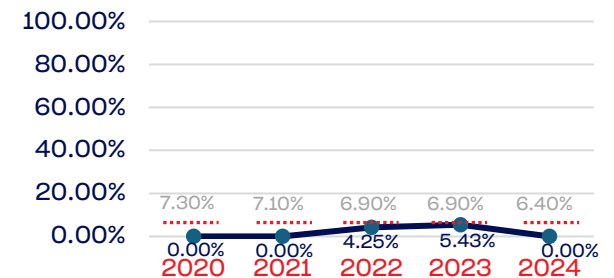
#### Board of Directors



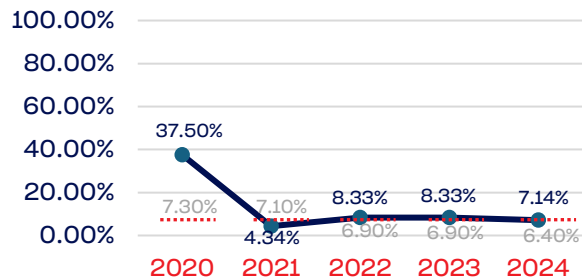
#### NGB Membership



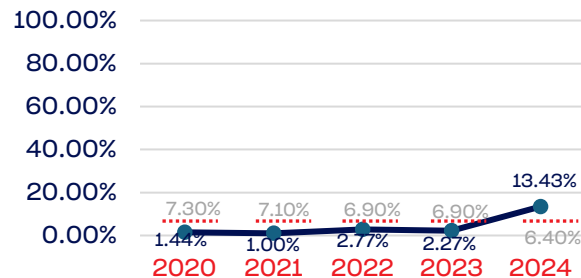
#### Development National Team



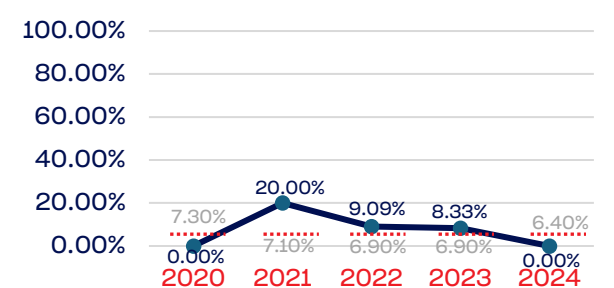
#### Standing Committees



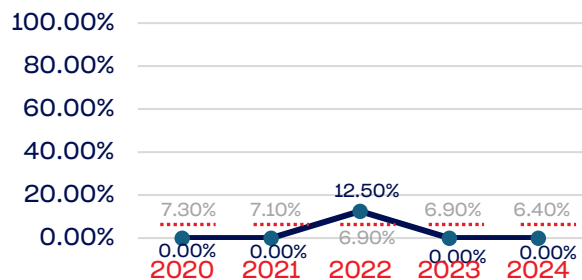
#### National Team Athletes



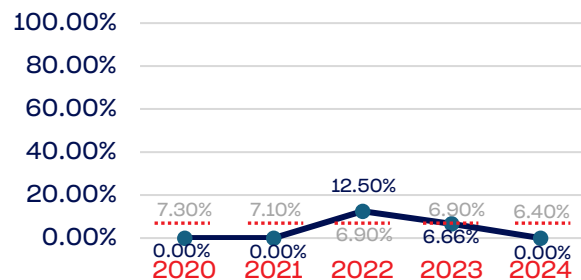
#### Development National Team Non-Athlete



#### Professional Staff



#### National Team Non-Athlete



#### Part-Time Staff/Interns

