



UNITED STATES
OLYMPIC & PARALYMPIC
COMMITTEE

2024

DEMOGRAPHIC DATA REPORT

US BIATHLON ASSOCIATION



US BIATHLON ASSOCIATION

2024 DEMOGRAPHIC DATA



Demographic Data Collection And Preparation

Under Section 220511(2)(B) of the Ted Stevens Act, the USOPC is required to report annual demographic data from the previous year as of December 31. Once the data is collected, the USOPC works with a consultant to compile more than 4,000 data points into unique profiles for each NGB and one for the USOPC.

Significant Definitions

Board of Directors: The Board of Directors is the governing body of a nonprofit. Individuals who sit on the Board are responsible for overseeing the organization's activities.

Standing Committees: A permanent committee of the Board that meets regularly.

Professional Staff: Any paid full-time employee of an NGB.

NGB Membership: All individuals who are paying members of an NGB. This includes grassroots athletes through masters, as well as National Team athletes.

National Teams (Athletes): Athletes who are currently on a National Team as defined by the NGB. This includes the teams selected for that year's national or world championships or the Olympic/Paralympic Games.

National Teams (Coaches and Other Non-Athletes): Staff who assist with the National Teams as defined by the NGB. This includes coaches, trainers, logistics coordinators, medical personnel, etc.

Developmental National Teams (Athletes): Teams typically composed of emerging athletes who are training to eventually compete on the National Teams. These athletes are usually highly skilled individuals who are not fully ready to compete for the National Team.

Developmental National Teams (Coaches and Other Non-Athletes): Staff who assist with the Developmental National Teams as defined by the NGB. This includes coaches, trainers, logistics coordinators, medical personnel, etc.

Part-Time Employees/Interns: These are employees who assist with the operations of an NGB. They differ from professional staff in that they may be temporary or part-time employees.

National Percentages

National percentages are based off the latest data on the American Community Survey (ACS) data updated annually by the U.S. Census Bureau.

Chart Key

0.00% - Percent of Member/Staff
● — - Demographic Data

..... - National Percentage
0.00% - National Percentage

US BIATHLON ASSOCIATION

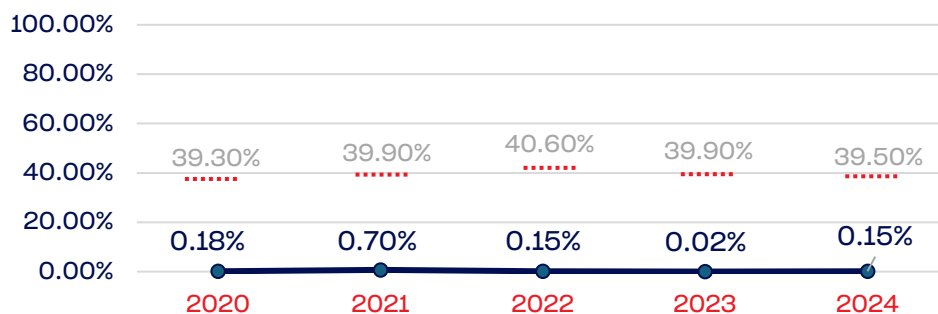
2024 DEMOGRAPHIC DATA



PEOPLE OF COLOR

	Total Number	% People of Color	National %
Board of Directors	15	0.00	39.50
Standing Committees	19	0.00	39.50
Professional Staff	3	0.00	39.50
NGB Membership	1,432	1.39	39.50
National Team Athletes	12	0.00	39.50
National Team Non-Athlete (Coaches and Support Staff)	6	0.00	39.50
Development National Team Athlete	15	0.00	39.50
Development National Team Non-Athlete (Coaches and Support Staff)	3	0.00	39.50
Part-Time Staff/Inters	1	0.00	39.50
Total	1,506	1.33	
Average		0.15	

Year-Over-Year Averages (Past 5-Years)



Program and Initiative Notes/Highlights

US Biathlon does not collect racial information in our membership platform. We rely on optional completion of a survey once-per-year from our membership. Due to this, there are many unknowns

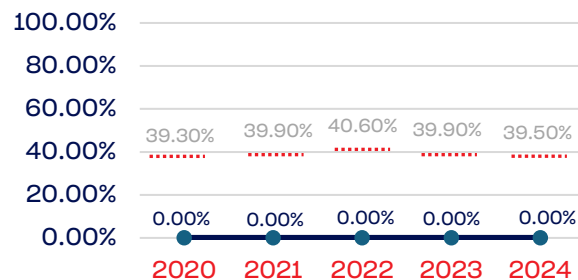
US BIATHLON ASSOCIATION

2024 DEMOGRAPHIC DATA

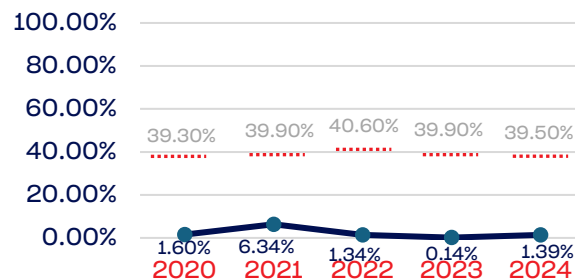


PEOPLE OF COLOR

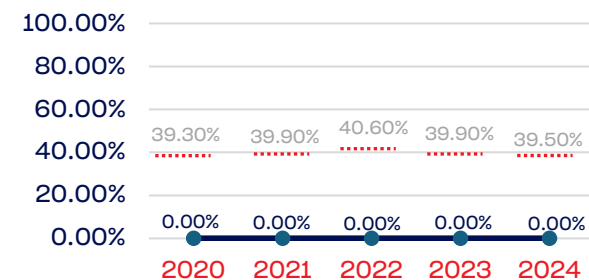
Board of Directors



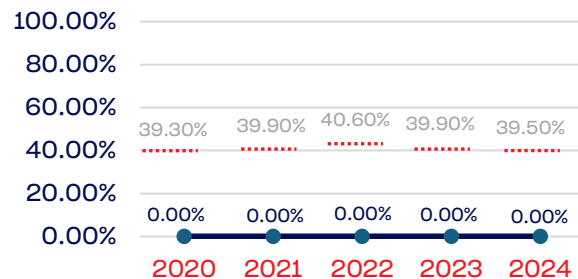
NGB Membership



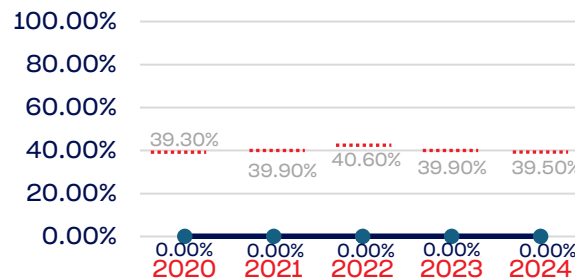
Development National Team



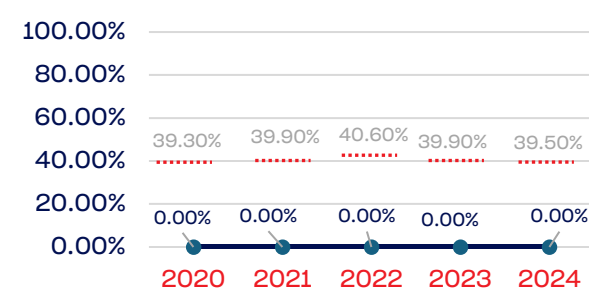
Standing Committees



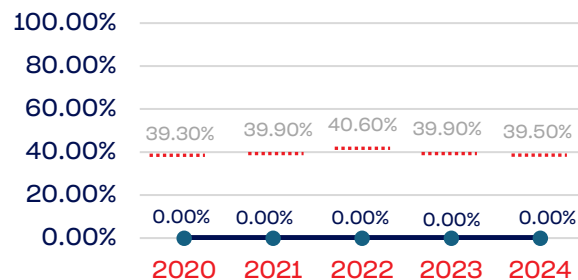
National Team Athletes



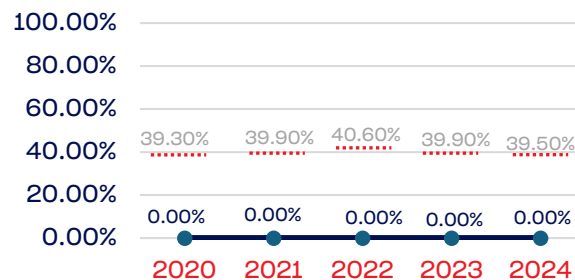
Development National Team Non-Athlete



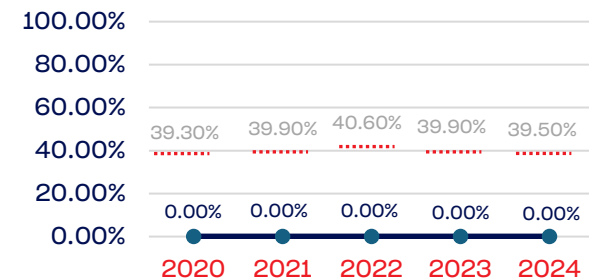
Professional Staff



National Team Non-Athlete



Part-Time Staff/Interns



US BIATHLON ASSOCIATION

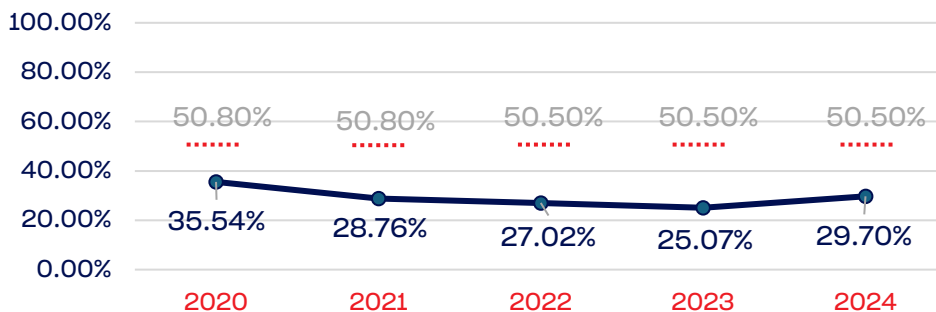
2024 DEMOGRAPHIC DATA



WOMEN

	Total Number	% Women	National %
Board of Directors	15	40.00	50.50
Standing Committees	19	42.10	50.50
Professional Staff	3	66.66	50.50
NGB Membership	1432	31.84	50.50
National Team Athletes	12	33.33	50.50
National Team Non-Athlete (Coaches and Support Staff)	6	0.00	50.50
Development National Team Athlete	15	53.33	50.50
Development National Team Non-Athlete (Coaches and Support Staff)	3	0.00	50.50
Part-Time Staff/Inters	1	0.00	50.50
Total	1506	32.14	
Average		29.7	

Year-Over-Year Averages (Past 5-Years)



Program and Initiative Notes/Highlights

Gender data is not a required entry for our membership platform. We have estimated the total breakdown based on self-reported information and extrapolation of percentages. We feel gender data is relatively reliable based on the number of self-reported entries.

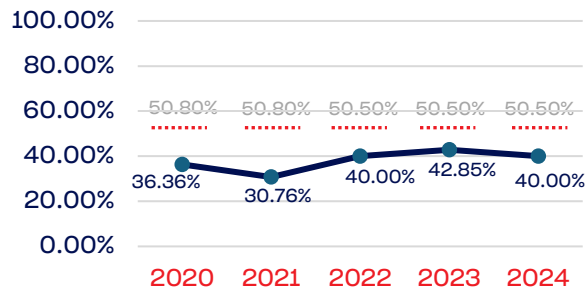
US BIATHLON ASSOCIATION

2024 DEMOGRAPHIC DATA

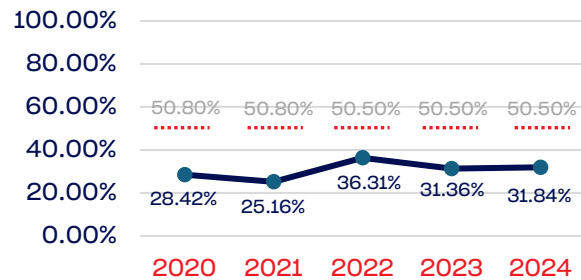


WOMEN

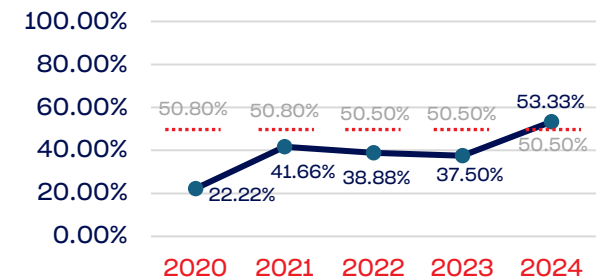
Board of Directors



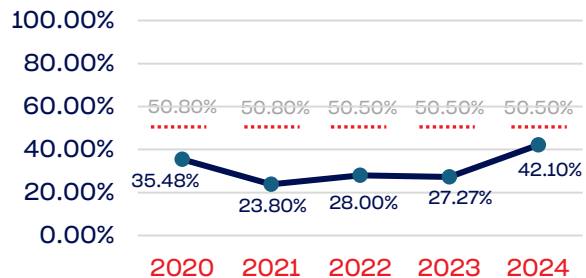
NGB Membership



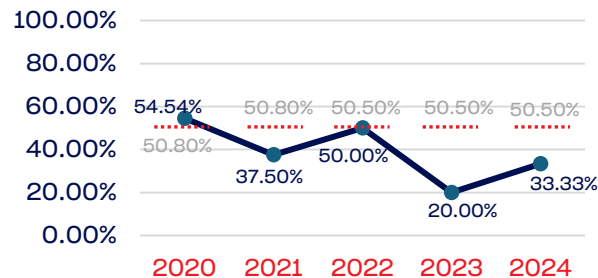
Development National Team



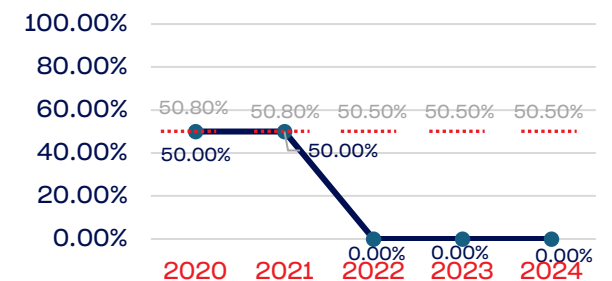
Standing Committees



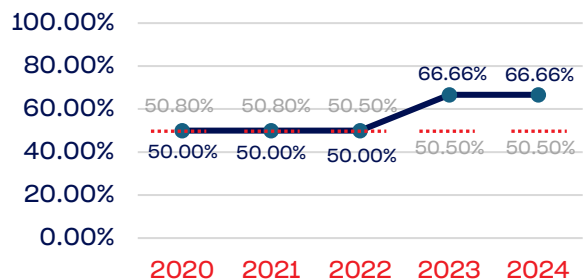
National Team Athletes



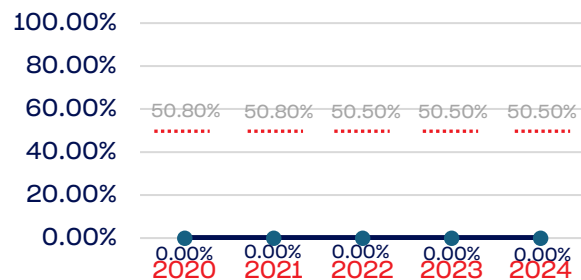
Development National Team Non-Athlete



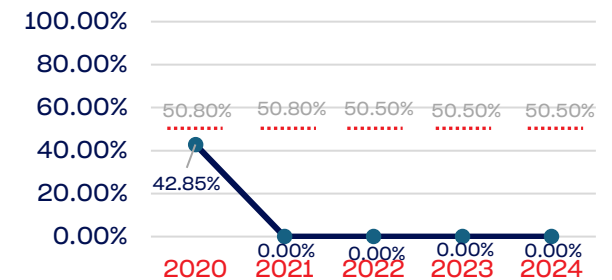
Professional Staff



National Team Non-Athlete



Part-Time Staff/Interns



US BIATHLON ASSOCIATION

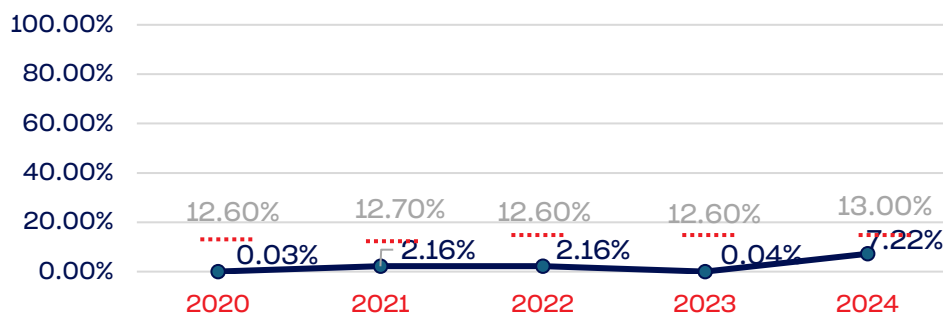
2024 DEMOGRAPHIC DATA



PERSONS WITH A DISABILITY

	Total Number	% Disability	National %
Board of Directors	15	13.33	13.00
Standing Committees	19	10.52	13.00
Professional Staff	3	0.00	13.00
NGB Membership	1432	4.46	13.00
National Team Athletes	12	16.66	13.00
National Team Non-Athlete (Coaches and Support Staff)	6	0.00	13.00
Development National Team Athlete	15	20.00	13.00
Development National Team Non-Athlete (Coaches and Support Staff)	3	0.00	13.00
Part-Time Staff/Inters	1	0.00	13.00
Total	1506	4.84	
Average		7.22	

Year-Over-Year Averages (Past 5-Years)



Program and Initiative Notes/Highlights

US Biathlon does not manage our paralympic sport, and do not collect disability information, we rely on self-reported data from an annual, optional membership survey

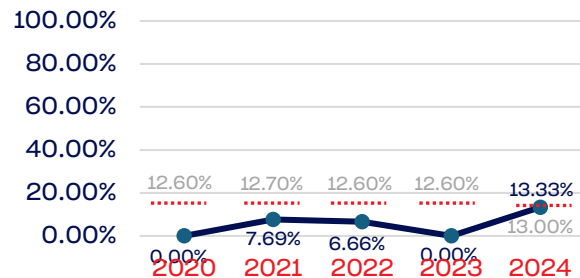
US BIATHLON ASSOCIATION

2024 DEMOGRAPHIC DATA

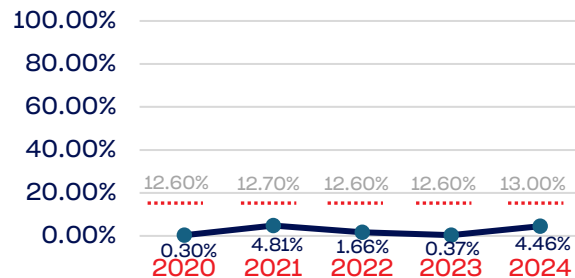


PERSONS WITH A DISABILITY

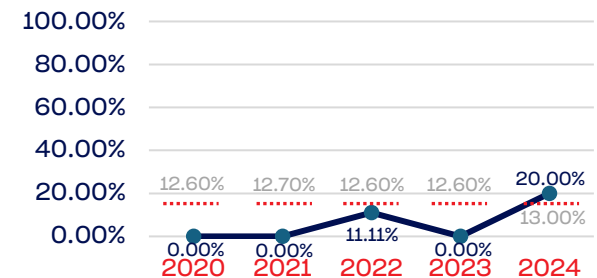
Board of Directors



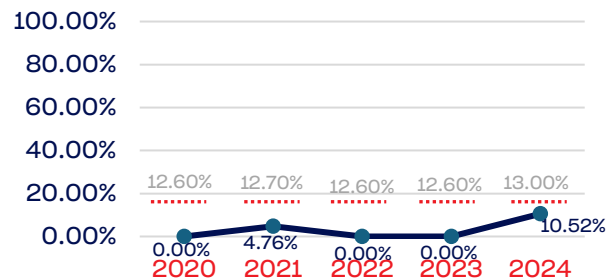
NGB Membership



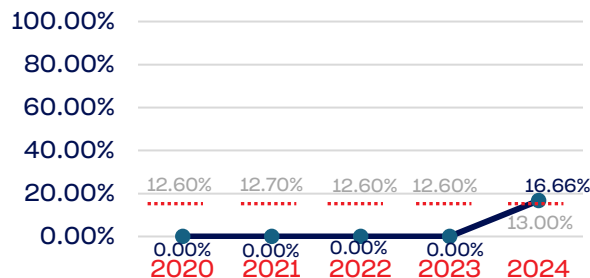
Development National Team



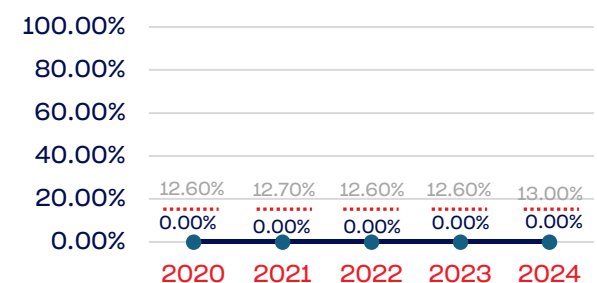
Standing Committees



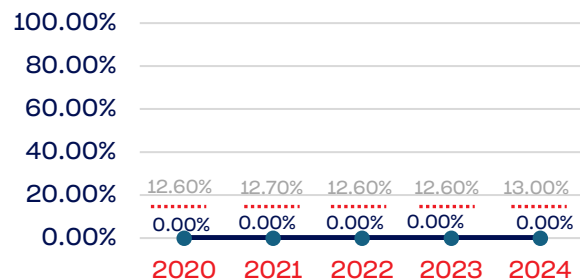
National Team Athletes



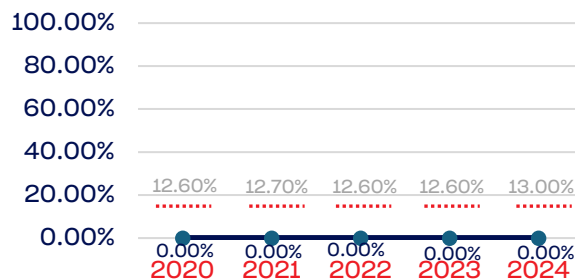
Development National Team Non-Athlete



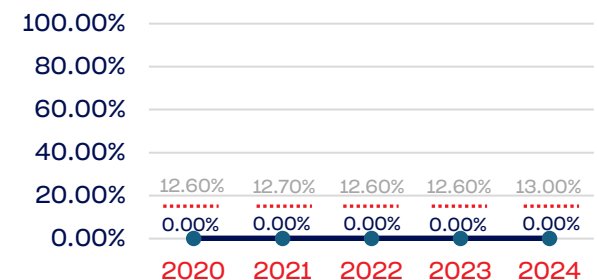
Professional Staff



National Team Non-Athlete



Part-Time Staff/Interns



US BIATHLON ASSOCIATION

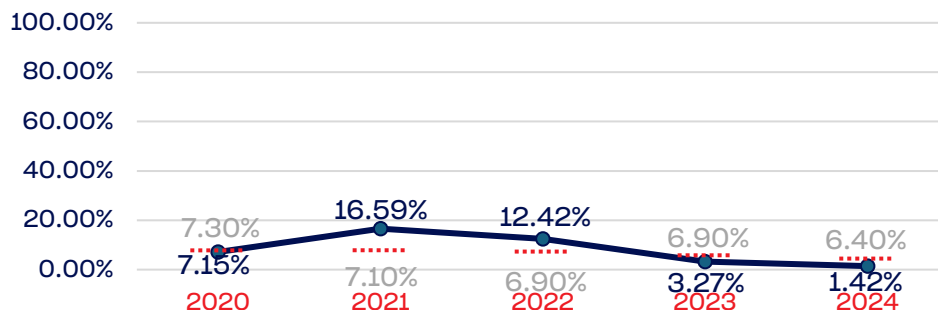
2024 DEMOGRAPHIC DATA



Veterans

	Total Number	% Veterans	National %
Board of Directors	15	6.66	6.4
Standing Committees	19	5.26	6.4
Professional Staff	3	0.00	6.4
NGB Membership	1432	0.90	6.4
National Team Athletes	12	0.00	6.4
National Team Non-Athlete (Coaches and Support Staff)	6	0.00	6.4
Development National Team Athlete	15	0.00	6.4
Development National Team Non-Athlete (Coaches and Support Staff)	3	0.00	6.4
Part-Time Staff/Inters	1	0.00	6.4
Total	1506	0.99	
Average		1.42	

Year-Over-Year Averages (Past 5-Years)



Program and Initiative Notes/Highlights

US Biathlon does not collect veteran status but rely on self-reported information from our optional annual survey.

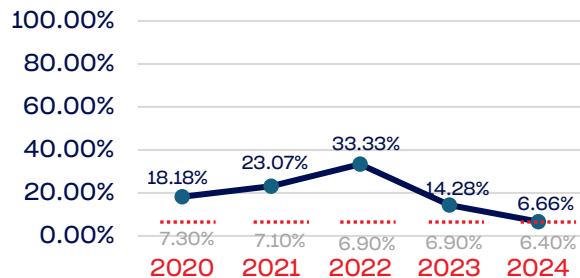
US BIATHLON ASSOCIATION

2024 DEMOGRAPHIC DATA

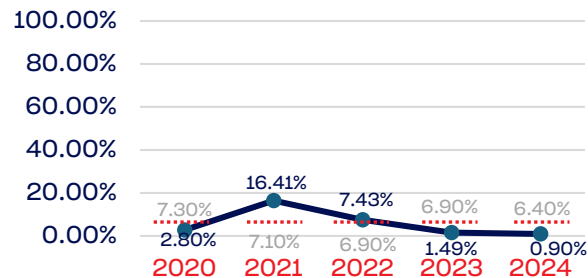


VETERANS

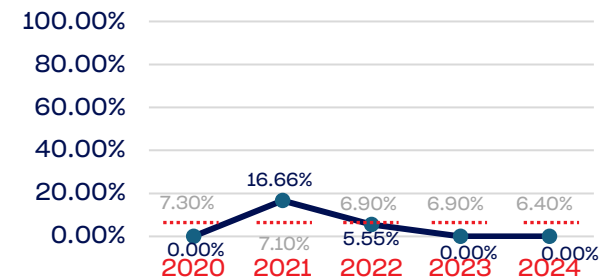
Board of Directors



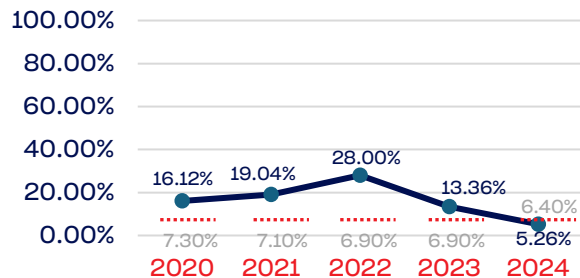
NGB Membership



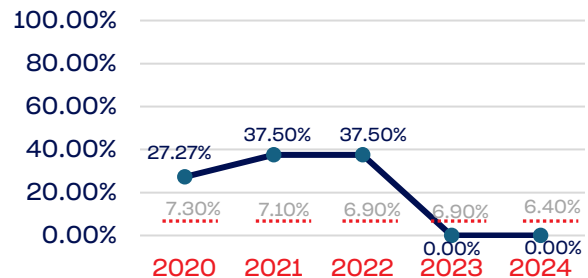
Development National Team



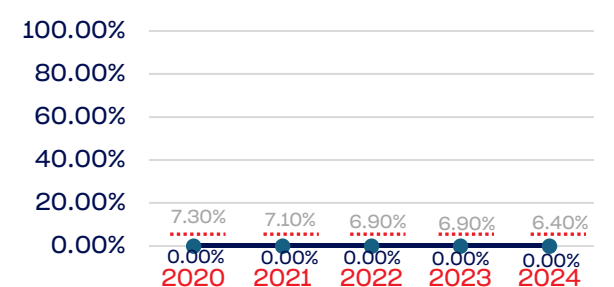
Standing Committees



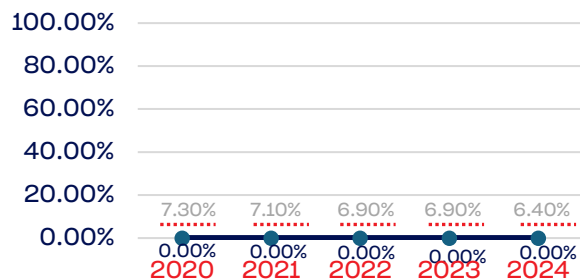
National Team Athletes



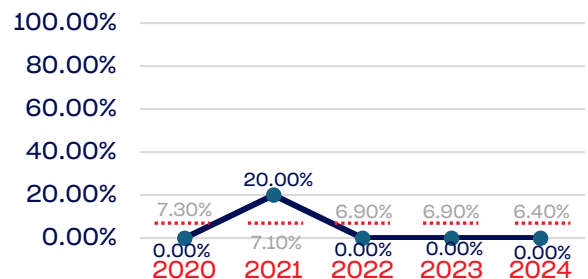
Development National Team Non-Athlete



Professional Staff



National Team Non-Athlete



Part-Time Staff/Interns

