



TEAM USA

OLYMPIC HISTORY

Summer Edition

CREDITS:

The Team USA History Book is a production of the United States Olympic & Paralympic Committee.

All information contained in this edition is updated as of July 2024.


Design/Layout/Digital Publication: Brite Solutions

Editors: USOPC Communications

Photography: Getty Images, Crawford Family U.S. Olympic Archives, International Olympic Committee, U.S. Olympic & Paralympic Committee

Athens 1896

Members of the U.S. Olympic Team
pose with the American flag.



Contents

OLYMPIC HISTORY

- Chronology 4
- Motto, Creed, Rings 6

U.S. OLYMPIC HISTORY

- Team Makeup 10
- Flag Bearers 12
- Oath-Takers 14
- Torchbearers 15
- Podium Sweeps 16
- Medal Count By Day 22
- Summer/Winter Athletes 26

ALL-TIME MEDALS (SUMMER)

U.S.

- By Year 30
- By Sport 32

World

- Overall 38
- Men 42
- Women 45
- Mixed 47

INDIVIDUAL RECORDS (SUMMER)

U.S.


- All-Time Medals – Men 50
- All-Time Medals – Women 50
- All-Time Gold Medals – Men 51
- All-Time Gold Medals – Women 51
- All-Time Silver Medals – Men 52
- All-Time Silver Medals – Women 53
- All-Time Bronze Medals – Men 54
- All-Time Bronze Medals – Women 55
- All-Time Medals, Individual Events – Men 56
- All-Time Medals, Individual Events – Women 56
- All-Time Gold Medals, Individual Events – Men 57
- All-Time Gold Medals, Individual Events – Women 57
- Single Games Medals – Men 58
- Single Games Medals – Women 58
- Single Games Gold Medals – Men 59
- Single Games Gold Medals – Women 59
- Single Games Medals, Individual Events – Men 60
- Single Games Medals, Individual Events – Women 60
- Single Games Gold Medals, Individual Events – Men 61
- Single Games Gold Medals, Individual Events – Women 61
- Appearances – Men 62
- Appearances – Women 62
- Consecutive Appearances – Men 64
- Consecutive Appearances – Women 64
- Years Between Appearances – Men 65
- Years Between Appearances – Women 65
- Youngest Competitor – Men 66
- Youngest Competitor – Women 66
- Oldest Competitor – Men 67
- Oldest Competitor – Women 67
- Youngest Medalist – Men 68
- Youngest Medalist – Women 68
- Oldest Medalist – Men 69
- Oldest Medalist – Women 69
- Youngest Gold Medalist – Men 70
- Youngest Gold Medalist – Women 70
- Oldest Gold Medalist – Men 71
- Oldest Gold Medalist – Women 71
- Medal Years – Men 72
- Medals Years – Women 72



Evelyn ASHFORD

1976
1984
1988
1992

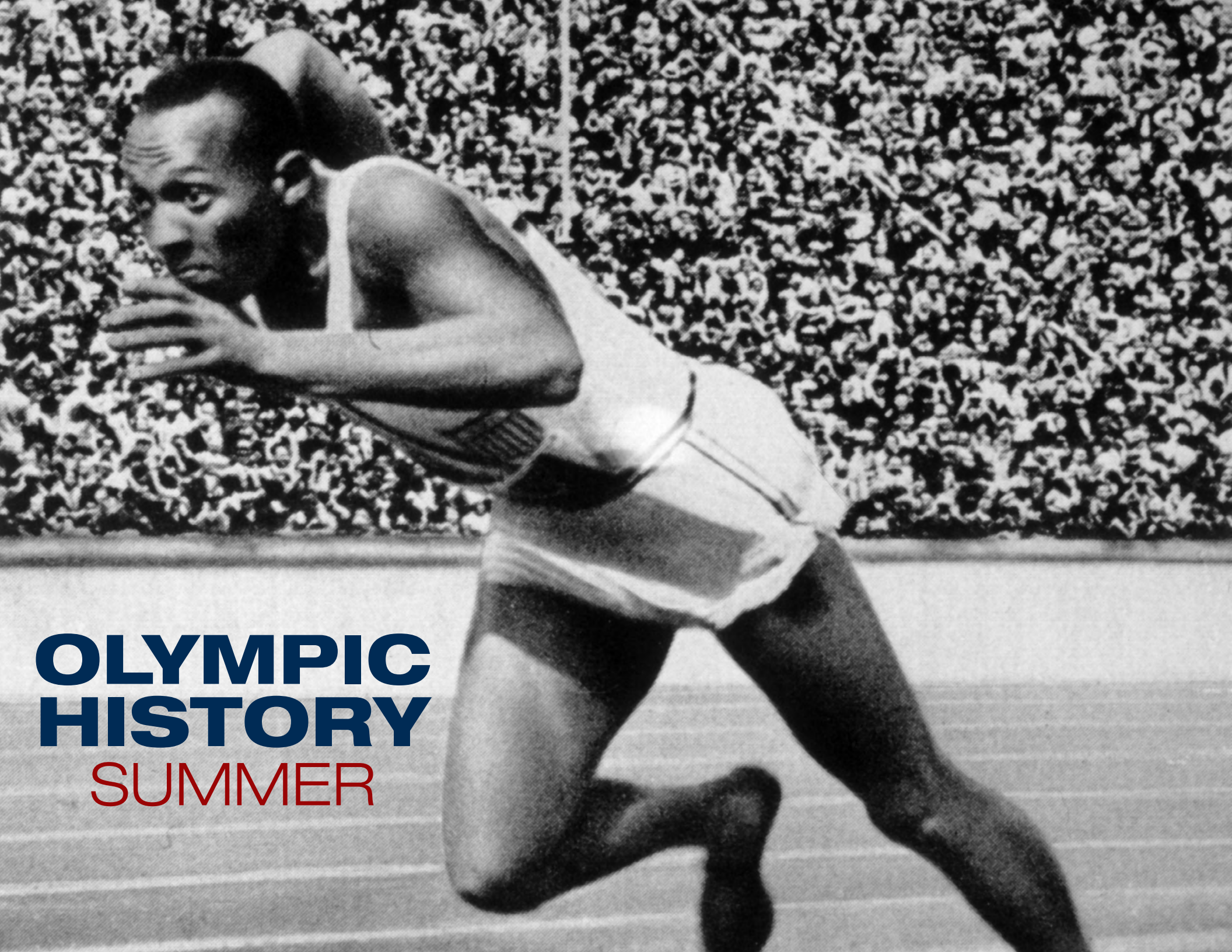
- Consecutive Medal Years – Men 73
- Consecutive Medal Years – Women 73
- 2+ Medal Years – Men 74
- 2+ Medal Years – Women 74
- 3+ Medal Years – Men 75
- 3+ Medal Years – Women 75
- Gold Medal Years – Men 76
- Gold Medal Years – Women 77
- 2+ Gold Medal Years – Men 77
- 2+ Gold Medal Years – Women 77
- 3+ Gold Medal Years – Men 78
- 3+ Gold Medal Years – Women 78
- Years Between Medals – Men 79
- Years Between Medals – Women 79
- Years Between Gold Medals – Men 80
- Years Between Gold Medals – Women 81
- Gold Medals, Same Event – Men 81
- Gold Medals, Same Event – Women 81
- Consecutive Gold Medals, Same Event – Men 82
- Consecutive Gold Medals, Same Event – Women 82
- Gold Medals, Same Individual Event – Men 83
- Gold Medals, Same Individual Event – Women 83
- Consecutive Gold Medals, Same Individual Event – Men 84
- Consecutive Gold Medals, Same Individual Event – Women 84



ST. LOUIS 1904

Gold medalists in the men's
4x50-yard freestyle (front from left)
Budd Goodwin, Charlie Daniels, Joe
Ruddy and Lou Handley.






**OLYMPIC
HISTORY**
SUMMER

CHRONOLOGY

NO.	YEAR	HOST CITY	NATIONS	EVENTS	SPORTS	MALE	FEMALE	ATHLETES
I	1896	Athens, Greece	14	43	9	241	0	241
II	1900	Paris, France	24	95	18	975	22	997
III	1904	St. Louis, Mo., USA	12	91	17	645	6	651
IV	1908	London, England	22	110	22	1,971	37	2,008
V	1912	Stockholm, Sweden	28	102	14	2,359	48	2,407
VI	1916	Berlin, Germany		<i>Cancelled – WWI</i>				
VII	1920	Antwerp, Belgium	29	154	22	2,561	65	2,626
VIII	1924	Paris, France	44	126	17	2,954	135	3,089
IX	1928	Amsterdam, Holland	46	109	14	2,606	277	2,883
X	1932	Los Angeles, Calif., USA	37	117	14	1,206	126	1,332
XI	1936	Berlin, Germany	49	129	19	3,632	331	3,963
XII	1940	Tokyo, Japan/Helsinki, Finland		<i>Cancelled – WWII</i>				
XIII	1944	London, England		<i>Cancelled – WWII</i>				
XIV	1948	London, England	59	136	17	3,714	390	4,104
XV	1952	Helsinki, Finland	69	149	17	4,436	519	4,955
XVI	1956	Melbourne, Australia/ Stockholm, Sweden (equestrian)*	72	145	17	2,938	376	3,314
XVII	1960	Rome, Italy	83	150	17	4,727	611	5,338
XVIII	1964	Tokyo, Japan	93	163	19	4,473	678	5,151
XIX	1968	Mexico City, Mexico	112	172	20	4,735	781	5,516
XX	1972	Munich, Germany	121	195	23	6,075	1,059	7,134
XXI	1976	Montreal, Que., Canada	92	198	21	4,824	1,260	6,084
XXII	1980	Moscow, USSR	80	203	21	4,064	1,115	5,179
XXIII	1984	Los Angeles, Calif., USA	140	221	23	5,263	1,566	6,829
XXIV	1988	Seoul, Korea	159	237	25	6,197	2,194	8,391
XXV	1992	Barcelona, Spain	169	257	28	6,652	2,704	9,356
XXVI	1996	Atlanta, Ga., USA	197	271	26	6,806	3,512	10,318
XXVII	2000	Sydney, Australia	199	300	28	6,582	4,069	10,651
XXVIII	2004	Athens, Greece	201	301	28	6,296	4,329	10,625
XXIX	2008	Beijing, China	204	302	28	6,305	4,637	10,942
XXX	2012	London, England	204	302	26	5,892	4,676	10,568
XXXI	2016	Rio de Janeiro, Brazil	205	306	28	6,217	5,086	11,303
XXXII	2020	Tokyo, Japan	205	339	33	5,910	5,409	11,319



LOS ANGELES 1932

The Olympic Games Los Angeles 1932, held during the Great Depression, was the first Games to have a dedicated Olympic Village. Additionally, it was the first time photo-finish was used in the Olympic Games, invented by the immediate past president of the United States Olympic Committee, Gustavus T. Kirby.

At the 1932 Games, seven world records were set in men's Track & Field events, while three world records were set in women's Track & Field.

* Due to Australia's immigration laws for horses, the 1956 equestrian events were held in Stockholm, Sweden.

MOTTO

The Olympic motto “Citius, Altius, Fortius” is Latin for “Faster, Higher, Braver,” but is universally accepted to mean “Swifter, Higher, Stronger.”

CREED

“THE MOST IMPORTANT THING IN THE OLYMPIC GAMES IS NOT TO WIN BUT TO TAKE PART, JUST AS THE MOST IMPORTANT THING IN LIFE IS NOT THE TRIUMPH BUT THE STRUGGLE. THE ESSENTIAL THING IS NOT TO HAVE CONQUERED BUT TO HAVE FOUGHT WELL.”

The words of the Olympic Creed are attributed to Baron Pierre de Coubertin, the founder of the modern Olympic Games. De Coubertin adopted, and later quoted, the creed after hearing Ethelbert Talbot, the Bishop of Central Pennsylvania, speak at St. Paul’s Cathedral on July 19, 1908, during the London Games. The service was given for the Olympic athletes, who were all invited. Talbot’s exact words that day were: “The important thing in these Olympics is not so much winning as taking part.”

RINGS

The Olympic symbol – five interlocked rings – represents the union of Africa, America, Asia, Oceania and Europe and the meeting of the athletes from throughout the world at the Olympic Games. The five colors of the rings from left to right are blue, black and red across the top and yellow and green along the bottom. The colors of the rings were chosen because at least one of these colors can be found in the flag of every nation.



A mascot dressed as Uncle Sam, featuring a red and white striped top hat with the Olympic rings on the band, a white face with a yellow beak, and a brown body with a red and white striped bow tie. The mascot is standing on a red running track. In the background, a large crowd of cheerleaders in white uniforms is sitting on the grass, and several large white balloons are visible. The scene is set in a stadium with a large audience in the stands.

**U.S.
OLYMPIC
HISTORY**
SUMMER

TEAM MAKEUP

YEAR	LOCATION	TOTAL	MEN	WOMEN
1896	Athens, GRE	14	14	0
1900	Paris, FRA	85	78	7
1904	St. Louis, USA	571	565	6
1908	London, GBR	122	122	0
1912	Stockholm, SWE	174	174	0
1920	Antwerp, BEL	288	274	14
1924	Paris, FRA	315	291	24
1928	Amsterdam, NED	316	272	44
1932	Los Angeles, USA	531	457	74
1936	Berlin, GER	395	349	46
1948	London, GBR	332	294	38
1952	Helsinki, FIN	294	253	41
1956	Melbourne, AUS	332	285	47
1960	Rome, ITA	292	241	51
1964	Tokyo, JPN	365	286	79
1968	Mexico City, MEX	377	291	86
1972	Munich, GER	403	318	85
1976	Montreal, CAN	396	278	118
1984	Los Angeles, USA	566	373	193
1988	Seoul, KOR	576	366	210
1992	Barcelona, ESP	571	374	197
1996	Atlanta, USA	664	385	279
2000	Sydney, AUS	602	339	263
2004	Athens, GRE	540	280	260
2008	Beijing, CHN	599	311	288
2012	London, GBR	531	261	270
2016	Rio de Janeiro, BRA	558	264	294
2020	Tokyo, JPN	613	284	329

SEOUL 1988



FLAGBEARERS - OPENING CEREMONY

At the Games, each country's team is preceded into the Olympic stadium by an athlete or delegation representative bearing the country's flag. The flag bearer for the U.S. Olympic Team is chosen by the athletes. The practice of carrying in the nations' flags first began at the 1908 Olympic Games in London.

Canoeist Cliff Meidl leads the U.S. Olympic Team during the Opening Ceremony of the Sydney 2000 Olympic Games.



1908	Ralph Rose, Track & Field
1912	George V. Bonhag, Track & Field
1920	Patrick J. McDonald, Track & Field
1924	Patrick J. McDonald, Track & Field
1928	Lemuel (Bud) C. Houser, Track & Field
1932	F. Morgan Taylor, Track & Field
1936	Alfred A. Jochim, Gymnastics
1948	Ralph C. Craig, Yachting
1952	Norman C. Armitage, Fencing
1956	Norman C. Armitage, Fencing Warren B. Woodford, Equestrian*
1960	Rafer L. Johnson, Track & Field
1964	William Parry O'Brien, Track & Field
1968	Janice Lee Romary, Fencing
1972	Olga Fikotova Connolly, Track & Field
1976	Gary W. Hall, Swimming
1980	USA did not attend
1984	Edward Burke, Track & Field
1988	Evelyn Ashford, Track & Field
1992	Francie Larrieu Smith, Track & Field
1996	Bruce Baumgartner, Wrestling
2000	Cliff Meidl, Canoe/Kayak
2004	Dawn Staley, Basketball
2008	Lopez Lomong, Track & Field
2012	Mariel Zagunis, Fencing
2016	Michael Phelps, Swimming
2020	Eddy Alvarez, Baseball and Sue Bird, Basketball

*Due to Australia's immigration laws for horses, the 1956 equestrian events were held in Stockholm, Sweden.

FLAGBEARERS - CLOSING CEREMONY

Closing Ceremonies flag bearers are chosen by Team USA athletes during the Games, beginning with the Barcelona 1992 Olympic Games.

Rulon Gardner leads the Team USA delegation as the flag bearer for the Closing Ceremonies of the Sydney 2000 Olympic Games.

1992	Peter Westbrook, Fencing
1996	Michael Matz, Equestrian
2000	Rulon Gardner, Wrestling
2004	Mia Hamm, Soccer
2008	Khatuna Lorig, Archery
2012	Bryshon Nellum, Track & Field
2016	Simone Biles, Gymnastics
2020	Kara Winger, Track & Field

There were no flagbearers at the Closing Ceremonies until 1992



OATH-TAKERS

The Olympic oath is a symbolic gesture of sportsmanship that began at the 1920 Olympic Games in Antwerp, Belgium. One athlete from the host country takes an oath at the Opening Ceremony on behalf of all athletes, pledging to uphold the Olympic spirit of competition and fair play.

1920 Victor Boin, Fencing/Water Polo

1924 Georges André, Track & Field

1928 Henri Denis, Soccer

1932 George Calnan, Fencing, USA

1936 Rudolf Ismayr, Weightlifting

1948 Donald Finlay, Track & Field

1952 Heikki Savolainen, Gymnastics

1956 John Landy, Track & Field

1960 Adolfo Consolini, Track & Field

1964 Takashi Ono, Gymnastics

1968 Pablo Lugo Garrido, Track & Field

1972 Heidi Schuller, Track & Field

1976 Pierre St. Jean, Weightlifting

1980 Nikolay Andrianov, Gymnastics

1984 Edwin Moses, Track & Field, USA

1988 Hur Jae, Basketball

Son Mi-na, Team Handball

1992 Luis Doreste Blanco, Sailing

1996 Teresa Edwards, Basketball, USA

2000 Rechelle Hawkes, Field Hockey

2004 Zoi Dimoschaki, Swimming

2008 Zhang Zining, Table Tennis

2012 Sarah Stevenson, Taekwondo

2016 Robert Scheidt, Sailing

2020 Ryota Yamagata, Track & Field and Kasumi Ishikawa, Table Tennis



TORCHBEARERS

The idea of lighting an Olympic flame for the duration of the Games derives from the ancient Greeks who used a flame lit by the sun's rays at Olympia, Greece, the site of the original Games. The concept was revived at the 1936 Olympic Games in Berlin and has remained an Olympic tradition.

1936 Fritz Schilgen, Germany

1948 John Mark, Great Britain

1952 Paavo Nurmi et Hannes Kolehmainen, Finland

1956 Ron Clarke, Australia

1960 Giancarlo Peris, Italy

1964 Yoshinori Sakai, Japan

1968 Norma Enriqueta Basilio de Sotelo, Mexico

1972 Günter Zahn, Germany

1976 Sandra Anderson, Canada

Stéphane Préfontaine, Canada

1980 Sergei Belov, Russia

1984 Rafer Johnson, USA

1988 Chung Son-man, Korea

Kim Won-tak, Korea

Son Mi-jong, Korea

1992 Antonio Rebollo, Spain

1996 Muhammad Ali, USA

2000 Cathy Freeman, Australia

2004 Nikos Galis, Greece

Dimitrios Domazos, Greece

Paraskevi Patoulidou, Greece

Akaios Kachiasvilis, Greece

Ioannis Melissanidis, Greece

Nikolaos Kaklamanakis, Greece

2008 Li Ning, China

2012 Callum Airlie, Great Britain

Jordan Duckitt, Great Britain

Desiree Henry, Great Britain

Katie Kirk, Great Britain

Cameron MacRitchie, Great Britain

Aidan Reynolds, Great Britain


Adelle Tracey, Great Britain

Austin Playfoot, Great Britain

Steven Redgrave, Great Britain

2016 Vanderlei Cordeiro de Lima, Brazil


2020 Naomi Osaka, Japan



Muhammad Ali receives a replacement gold medal for one he lost during a halftime ceremony at the Olympic Games Atlanta 1996.

PODIUM SWEEPS

YEAR	SPORT	EVENT	M/W
1896	Track & Field	High jump	Men
1896	Track & Field	Long jump	Men
1900	Track & Field	110m hurdles	Men
1900	Track & Field	4,000m steeplechase	Men
1900	Track & Field	Hammer throw	Men
1900	Track & Field	Shot put	Men
1900	Track & Field	Standing high jump	Men
1900	Track & Field	Standing triple jump	Men
1900	Track & Field	Triple jump	Men
1900	Golf	Individual	Women
1900	Gymnastics	Individual combined exercises	Men
1904	Track & Field	1,500m	Men
1904	Track & Field	100m	Men
1904	Track & Field	110m hurdles	Men
1904	Track & Field	200m hurdles	Men
1904	Track & Field	200m	Men
1904	Track & Field	400m hurdles	Men
1904	Track & Field	400m	Men
1904	Track & Field	60m	Men
1904	Track & Field	800m	Men
1904	Track & Field	Hammer throw	Men
1904	Track & Field	Long jump	Men
1904	Track & Field	Pole vault	Men
1904	Track & Field	Shot put	Men
1904	Track & Field	Standing high jump	Men
1904	Track & Field	Standing long jump	Men
1904	Track & Field	Standing triple jump	Men
1904	Track & Field	Triple jump	Men
1904	Boxing	Bantamweight	Men
1904	Boxing	Featherweight	Men
1904	Boxing	Flyweight	Men
1904	Boxing	Lightweight	Men
1904	Boxing	Middleweight	Men



BARCELONA 1992

The U.S. Olympic sweep of Men's Long Jump. (From left) Joe Greene (bronze), Carl Lewis (gold), Mike Powell (silver).

1904	Boxing	Unlimited	Men
1904	Boxing	Welterweight	Men
1904	Cycling	1/4 mile	Men
1904	Cycling	1/3 mile	Men
1904	Cycling	1/2 mile	Men
1904	Cycling	1 mile	Men
1904	Cycling	2 miles	Men
1904	Cycling	25 miles	Men
1904	Cycling	5 miles	Men
1904	Fencing	Single sticks	Men
1904	Golf	Team	Men
1904	Gymnastics	Club swinging	Men
1904	Gymnastics	Individual combined exercises	Men
1904	Gymnastics	Horizontal bar	Men
1904	Gymnastics	Long horse	Men
1904	Gymnastics	Parallel bars	Men
1904	Gymnastics	Rings	Men
1904	Gymnastics	Rope climbing	Men
1904	Gymnastics	Side horse	Men

PODIUM SWEEPS *(continued)*

YEAR	SPORT	EVENT	M/W
1904	Gymnastics	Triathlon	Men
1904	Rowing	Coxless fours	Men
1904	Rowing	Coxless pairs	Men
1904	Rowing	Double sculls	Men
1904	Rowing	Single sculls	Men
1904	Swimming	Plunge for distance	Men
1904	Tennis	Men's doubles	Men
1904	Tennis	Men's singles	Men
1904	Weightlifting	All-around dumbbell contest	Men
1904	Wrestling	<105 lb., freestyle	Men
1904	Wrestling	115 lb., freestyle	Men
1904	Wrestling	125 lb., freestyle	Men
1904	Wrestling	135 lb., freestyle	Men
1904	Wrestling	145 lb., freestyle	Men
1904	Wrestling	158 lb., freestyle	Men
1904	Wrestling	Unlimited, freestyle	Men
1908	Track & Field	110m hurdles	Men
1908	Track & Field	Discus	Men
1912	Track & Field	100m	Men
1912	Track & Field	110m hurdles	Men
1912	Track & Field	800m	Men
1912	Track & Field	Pole vault	Men
1912	Track & Field	Shot put	Men
1920	Track & Field	400m hurdles	Men
1920	Diving	Springboard diving	Women
1920	Diving	Springboard diving	Men
1920	Shooting	Clay trap shooting	Men
1920	Shooting	50m standing smallbore	Men
1920	Swimming	100m freestyle	Women
1920	Swimming	300m freestyle	Women
1920	Swimming	100m freestyle	Men
1924	Track & Field	Pole vault	Men
1924	Track & Field	Shot put	Men

PODIUM SWEEPS *(continued)*

YEAR	SPORT	EVENT	M/W
1924	Diving	Springboard diving	Women
1924	Diving	Platform diving	Men
1924	Diving	Springboard diving	Men
1924	Swimming	100m freestyle	Women
1924	Swimming	400m freestyle	Women
1928	Track & Field	Pole vault	Men
1928	Diving	Springboard diving	Women
1928	Swimming	100m backstroke	Men
1932	Track & Field	200m	Men
1932	Diving	Platform diving	Women
1932	Diving	Springboard diving	Women
1932	Diving	Platform diving	Men
1932	Diving	Springboard diving	Men
1932	Gymnastics	Club swinging	Men
1932	Gymnastics	Rope climbing	Men
1932	Gymnastics	Tumbling	Men
1936	Track & Field	Decathlon	Men
1936	Track & Field	High jump	Men
1936	Diving	Springboard diving	Women
1936	Diving	Springboard diving	Men
1948	Track & Field	Shot put	Men
1948	Diving	Springboard diving	Women
1948	Diving	Springboard diving	Men
1948	Swimming	200m breaststroke	Men
1952	Track & Field	110m hurdles	Men
1952	Track & Field	200m	Men
1952	Track & Field	Decathlon	Men
1952	Track & Field	Shot put	Men
1952	Diving	Platform diving	Women
1952	Diving	Springboard diving	Men
1956	Track & Field	110m hurdles	Men
1956	Track & Field	200m	Men
1956	Track & Field	400m hurdles	Men

PODIUM SWEEPS *(continued)*

YEAR	SPORT	EVENT	M/W
1956	Track & Field	Discus	Men
1956	Diving	Platform diving	Women
1956	Swimming	100m butterfly	Women
1960	Track & Field	110m hurdles	Men
1960	Track & Field	400m hurdles	Men
1960	Track & Field	Discus	Men
1960	Track & Field	Shot put	Men
1964	Diving	3m Springboard	Men
1964	Swimming	400m Individual Medley	Women
1964	Swimming	200m Backstroke	Men
1964	Swimming	400m Freestyle	Women
1968	Track and Field	400m	Men
1968	Swimming	200m Individual Medley	Women
1968	Swimming	200m Individual Medley	Men
1968	Swimming	100m Butterfly	Men
1968	Swimming	200m Freestyle	Women
1968	Swimming	100m Freestyle	Women
1972	Swimming	200m Butterfly	Men
1972	Swimming	200m Butterfly	Women
1976	Swimming	200m Freestyle	Men
1976	Swimming	200m Butterfly	Men
1976	Swimming	100m Butterfly	Men
1976	Swimming	200m Backstroke	Men
1984	Track and Field	200m	Men
1988	Track and Field	Long Jump	Men
1988	Track and Field	400m	Men
1992	Track and Field	Long Jump	Men
2004	Track and Field	200m	Men
2004	Track and Field	400m	Men
2008	Fencing	Individual Sabre	Women
2008	Track and Field	400m Hurdles	Men
2008	Track and Field	400m	Men
2016	Track and Field	100m Hurdles	Women



PODIUM SWEEP: Swimmers Ethelda Bleibtrey (left) and Duke Kahanamoku captured gold medals in the women's and men's 100-meter freestyle at the Olympic Games Antwerp 1920. Bleibtrey was the first American woman to win gold in swimming and the first to win three gold medals in a single Games (100m, 300m and 4x100 freestyle). Kahanamoku won back-to-back gold medals in the 100m freestyle (1912, 1920) with a total of three gold and two silver medals.

MEDAL COUNT BY DAY

	DAY 1	DAY 2	DAY 3	DAY 4	DAY 5	DAY 6	DAY 7	DAY 8	DAY 9	DAY 10	DAY 11	DAY 12	DAY 13	DAY 14	DAY 15	DAY 16	DAY 17	DAY 18	DAY 19	DAY 20	DAY 21	DAY 22	DAY 23	DAY 24	
TOKYO 2020		1G 4S 3B	9G 3S 6B	1G 2S 1B	2G 1S 2B	3S 1B	3G	3G 2S 2B	2G 5S	4S	2G 2S	1G 4S 3B	3G 2B	1G 2B		1G 1B									
RIO 2016			1G 4S 4B	6G 6S 6B	2G 2B	2S 2B	4G 2S	4G 1S 2B	2G 3S 4B	2S 2B	1G 1B	3G 3S 2B	3G 3S 1B	2G 2S	2G 1S		1G 2B	1G 1B							
LONDON 2012		3G 1S 2B	3G 3S	2G 1S 2B	1G 1S 2B	4G 1S 2B	5G 1S 1B	1G 3S 3B	2G 1S 1B	3G 1S 1B	1G 2S 3B	4G 2S 2B	1G 1S 1B	2S 1B	2G 1B		1G 3B								
BEIJING 2018		2G 4S 5B	5G 7S 3B	1G 2B	2G 1B	4G 1S 5B	1G 2S 1B	3G 6S 2B	1S 1B	1G 1S 1B	1G 3S 3B	1G 1S	1G 1S 1B	1G 1S 2B		1G 1B									
ATHENS 2004		1G 2S 2B	2G 3S 2B	3G 4S 3B	1G 1S 1B	1G 1S 2B	5G 3S 1B	2G 1S 1B	2G 4S 1B	1G 1B	1G 1S 2B	2S	2G 3S 1B	1G 1S 1B	1G 1S	1G		1S							
SYDNEY 2000		1G 3B	5G 3S	1G 1S 1B	2G 4B	2G 5S 4B	3G 1B	2G 2S 2B	1G 3B	2G 2B	1G 1B		1G 1S 1B	2G 1S		1S 2B	1S								
ATLANTA 1996		1S	3S 1B	2G 6S 4B	1G 3S 2B	5G 1S 1B	1G 2S 3B	1G 1S	7G 2S 2B	2S	3G 2S 3B	2G 1S 1B	1G 1B	3G		2B									
BARCELONA 1992			1G 2S 3B	2G 3S 4B	2G 4S 4B	2G 2S	4G 4S 2B	3G 3S 3B	3G 2S 3B	1G 3S 2B	3G 1S 1B	1G 1S 1B	3G 2S 3B		1B										
SEOUL 1988		1S 1B	1G 1B	1G 3B	1G 3B	1G	3G 2S	4G 1S 3B	3G 6S 3B	1G 1S 3B	3G 3S 1B	2G 1B	3G 1B	1G 1S 1B	1G										
LOS ANGELES 1984		13G 5S 3B	7G 6S 5B	9G 2S 1B	1S 1B	3G 3S 1B	7G 8S 2B	5G 4S 2B	3G 3S 1B	1G 2S 3B	4G 3B	4G 6S 1B	3G 3S 3B	1S	2G 3S 1B										
MONTREAL 1976		5G 3S 2B	6G 2S 2B	2G 2S 1B	2G 1S 1B	1G 2S 1B	1G 2S 1B	3G 4S 7B	1G 3S 1B	1G 2S 3B	1G 3S 2B	1G 1S	1S	3G 1B	1S										
MUNICH 1972			4G 2S 2B	2G 4S 5B	1G 2S 2B	3G 3S 2B	1G 2S 1B	2G 2S 3B	2G 3S 3B	2G 4S 2B	3G 2S 2B			2G 1S 2B	1S	1G 2B	3G								
MEXICO CITY 1968			1G 3B	2G 1S 2B	2G 2S 1B	3G 2B	2G 3S 2B	4G 4S 5B	5G 2S 3B	3G 5S 3B	1G 3S 3B	5G 2S 2B	1G	2G 2S 4B	2G 2S 2B										
TOKYO 1964			2G 3S 4B	2G 4S 3B	1G 1S 3B	4G 1B	6G 1S 3B	4G 5S 4B	4G 3S 2B	1G 2S 1B	1G	1G 1B		2S 2B											
ROME 1960			1G 1B	3G 3S	1G 1S	1G 1S	1G	5G 4S 5B	3G 1S 1B	2G 1S 1B		3G 1S 1B		1G 1S 1B	1G 3G 1B	3G 3S 1B	1S	1G 1B	2S 1B						

MEDAL COUNT BY DAY *(continued)*

	DAY 1	DAY 2	DAY 3	DAY 4	DAY 5	DAY 6	DAY 7	DAY 8	DAY 9	DAY 10	DAY 11	DAY 12	DAY 13	DAY 14	DAY 15	DAY 16	DAY 17	DAY 18	DAY 19	DAY 20	DAY 21	DAY 22	DAY 23	DAY 24	
MELBOURNE 1956		4G	5G 5S 1B		4G 2S 2B	2G 3S 2B	1G	2G 2S 1B	2G 1S 1B		1G 1S		1G 3S 2B	1G 1S 2B											
HELSINKI 1952		1G 1S	4G 2S 1B	3G 1S 1B	3G 4S 2B	1G 1S 1B	2G	3G 2S 1B	5G 3S 1B	3G	3G 2B		1G	2G 1S 2B	1G 1S 1B										
LONDON 1948		1G 1S 1B	7G 4S 4B		2G 1S 2B	4G 4S 1B	2G 4S 1B		3G 2S 2B	4G 2S 1B		1G 1B	1G 1S	2G 3S	1S										
BERLIN 1936		2G 1S 1B	1G 1S	5G 2S	3G 3S 1B	1G 2S 1B	1G 1S 2B			1G 2S 2B		2G 1S 1B	2G 2S	1S 1B											
LOS ANGELES 1932		1G 1S 1B	2G 2S 1B	1G 2S 2B	2G 2S 1B	7G 4S 2B	1G 1S	1G 3S	1G 2B	1G 2S 1B	2G 1S 2B	3G 1S 4B	4G 4S 4B	2G 1B	1G 1S 1B	2G 2S 2B									
AMSTERDAM 1928		2G 2S		2G 1S 2B	3G 3S 3B	1S	1G				2G 1S 2B			2G 2S 2B	1G 1S	3G 1S 1B									



SUMMER/WINTER ATHLETES


NAME	SEASON	YEAR	SPORT	EVENT
Connie Carpenter-Phinney	Winter	1972	Speedskating	1,500m
	Summer	1984	Cycling	Road Race, Individual
Willie Davenport	Summer	1964	Track & Field	110m Hurdles
	Summer	1968	Track & Field	110m Hurdles
	Summer	1972	Track & Field	110m Hurdles
	Summer	1976	Track & Field	110m Hurdles
	Winter	1980	Bobsled	Four-Man
Eddie Alvarez	Winter	2014	Speedskating	5,000m Relay
	Summer	2020	Baseball	
Eddie Eagan	Summer	1920	Boxing	Light-Heavyweight
	Summer	1924	Boxing	Heavyweight
	Winter	1932	Bobsled	Four-Man
David Gilman	Summer	1976	Canoe/Kayak	1,000m Kayak Singles
	Summer	1984	Canoe/Kayak	1,000m Kayak Fours
	Winter	1984	Luge	Singles
Lolo Jones	Summer	2008	Track & Field	100m Hurdles
	Summer	2012	Track & Field	100m Hurdles
	Winter	2014	Bobsled	Two-Man
Art Longsjo, Jr.	Winter	1956	Speedskating	5,000m
	Summer	1956	Cycling	Team Pursuit, 4,000m
Connie Paraskevin-Young	Winter	1984	Speedskating	500m
	Summer	1988	Cycling	Sprint, Individual
	Summer	1992	Cycling	Sprint, Individual
	Summer	1996	Cycling	Sprint, Individual
Arnold Uhrlass	Winter	1960	Speedskating	5,000m, 10,000m
	Summer	1964	Cycling	Team Pursuit, 4,000m
Lauryn Williams	Summer	2004	Track & Field	100m, 100m Relay
	Summer	2008	Track & Field	100m, 100m Relay
	Summer	2012	Track & Field	100m Relay
	Winter	2014	Bobsled	Two-Man
Chris Witty	Winter	1994	Speedskating	1,000m
	Winter	1998	Speedskating	500m, 1,000m
	Summer	2000	Cycling	500m Time Trial
	Winter	2002	Speedskating	500m, 1,000m, 1,500m
	Winter	2006	Speedskating	500m, 1,000m

Chris
WITTY



ALL-TIME MEDALS


SUMMER



U.S. ALL-TIME MEDALS

BY YEAR

YEAR	GOLD	SILVER	BRONZE	TOTAL
1896	11	7	2	20
1900	19	14	16	49
1904	80	84	82	246
1908	23	12	12	47
1912	25	19	19	63
1920	41	26	26	93
1924	45	27	27	99
1928	22	18	16	56
1932	41	32	30	103
1936	24	20	12	56
1948	38	27	19	84
1952	40	19	17	76
1956	32	25	17	74
1960	34	21	16	71
1964	36	26	28	90
1968	45	28	34	107
1972	33	31	30	94
1976	34	35	25	94
1984	83	61	30	174
1988	36	31	27	94
1992	37	34	37	108
1996	44	32	25	101
2000	37	24	32	93
2004	36	39	26	101
2008	36	39	37	112
2012	48	26	30	104
2016	46	37	38	121
2020	39	41	33	113
TOTAL	1,065	835	743	2,643



LOS ANGELES 1932

Mildred Babe Didrikson
throws the javelin to win
the gold medal.

U.S. ALL-TIME MEDALS

BY SPORT

SPORT	M/W	GOLD	SILVER	BRONZE	TOTAL
3x3 Basketball	W	4	0	0	4
Archery	M	14	17	11	42
	W	8	2	5	15
	Total	22	19	16	57
BMX Freestyle	W	0	1	0	1
BMX Racing	M	1	1	1	3
	W	0	1	1	2
	Total	1	2	2	5
Baseball	M	24	24	44	92
Basketball	M	198	12	24	234
	W	108	12	12	132
	Total	306	24	36	366

SYDNEY 1988

Jackie Joyner-Kersey throws the javelin during the heptathlon event, which she would go on to win.



SPORT	M/W	GOLD	SILVER	BRONZE	TOTAL
Beach Volleyball	M	6	2	0	8
	W	8	2	4	14
	Total	14	4	4	22
Boxing	M	48	27	39	114
	W	2	0	2	4
	Total	50	27	41	118
Canoe Slalom	M	2	0	1	3
	W	0	2	1	3
	Total	2	2	2	6
Canoe Sprint	M	6	3	3	12
	W	1	2	1	4
	Total	7	5	4	16
Cycling	M	11	16	20	47
	W	5	13	7	25
	Total	16	29	27	72
Diving	M	28	26	25	79
	W	20	24	22	66
	Total	48	50	47	145
Equestrian	M	12	14	30	56
	Open	48	96	76	220
	Total	60	110	106	276
Fencing	M	1	14	38	53
	W	3	5	14	22
	Total	4	19	52	75
Field Hockey	M	0	0	14	14
	W	0	0	16	16
	Total	0	0	30	30

U.S. ALL-TIME MEDALS

BY SPORT *(continued)*

SPORT	M/W	GOLD	SILVER	BRONZE	TOTAL
Football	M	0	11	12	23
	W	75	19	22	116
	Total	75	30	34	139
Golf	M	12	11	13	36
	W	2	1	1	4
	Total	14	12	14	40
Gymnastics	M	33	36	31	100
	W	30	40	33	103
	Total	63	76	64	203
Jeu de Paume	M	1	0	0	1
Judo	M	0	4	6	10
	W	2	0	2	4
	Total	2	4	8	14
Karate	M	0	0	1	1
Lacrosse	M	0	14	0	14
Modern Pentathlon	M	0	11	5	16
	W	0	1	0	1
	Total	0	12	5	17
Mountain Bike	W	0	0	2	2
Open Water Swimming	W	0	1	0	1
Polo	M	0	5	4	9
Roque	M	1	1	1	3
Rowing	M	150	74	69	293
	W	36	27	19	82
	Total	186	101	88	375

SPORT	M/W	GOLD	SILVER	BRONZE	TOTAL
Rugby Union	M	35	0	0	35
Sailing	M	2	8	5	15
	W	3	2	4	9
	Open	55	36	26	117
	Total	60	46	35	141
Shooting	M	105	29	34	168
	W	9	3	5	17
	Mixed	0	2	2	4
	Open	6	5	1	12
	Total	120	39	42	191
Skateboarding	M	0	0	2	2
Softball	W	45	30	0	75
Sport Climbing	M	0	1	0	1
Surfing	W	1	0	0	1
Swimming	M	403	139	91	633
	W	267	139	100	506
	Total	670	278	191	1,139
Synchronised Swimming	W	16	3	11	30



SYDNEY 2020
Swimmers Samantha Arsenault, Diana Munz, Lindsay Benko and Jenny Thompson celebrate after winning the 4x200-meter.

U.S. ALL-TIME MEDALS

BY SPORT *(continued)*

SPORT	M/W	GOLD	SILVER	BRONZE	TOTAL
Taekwondo	M	2	1	2	5
	W	1	1	3	5
	Total	3	2	5	10
Tennis	M	11	5	11	27
	W	19	0	4	23
	Mixed	4	4	2	10
	Total	34	9	17	60
Track and Field	M	413	250	182	845
	W	142	73	43	258
	Mixed	0	0	8	8
	Total	555	323	233	1,111
Triathlon	M	0	0	0	0
	W	1	0	2	3
	Mixed	0	4	0	4
	Total	1	4	2	7
Tug Of War	M	5	5	6	16
Volleyball	M	36	0	24	60
	W	12	36	24	72
	Total				
Water Polo	M	7	53	29	89
	W	39	26	13	78
	Total	46	79	42	167
Weightlifting	M	15	16	10	41
	W	1	1	3	5
	Total	16	17	13	46
Wrestling	M	55	43	35	133
	W	2	2	5	9
	Total	57	45	40	142



2008
Diana LÓPEZ

WORLD ALL-TIME MEDALS

SUMMER - OVERALL

NATION	GOLD	SILVER	BRONZE	TOTAL	NATION	GOLD	SILVER	BRONZE	TOTAL
United States	1065	835	743	2643	Finland	100	85	119	304
Soviet Union	395	319	296	1010	Poland	72	89	137	298
Great Britain	284	315	310	909	Cuba	84	69	82	235
France	226	258	280	764	Bulgaria	54	88	82	224
Germany	200	205	246	651	Korea	75	71	69	215
China	263	199	174	636	Denmark	48	78	79	205
Italy	217	188	213	618	Switzerland	53	79	73	205
Australia	164	170	209	543	West Germany	56	67	81	204
Hungary	181	154	176	511	Spain	48	72	49	169
Russia	167	158	176	501	Belgium	45	55	59	159
Japan	169	150	178	497	Norway	59	50	49	158
Sweden	144	175	178	497	Brazil	37	42	71	150
East Germany	153	129	127	409	Czechoslovakia	49	49	44	142
Canada	70	110	145	325	Ukraine	35	36	68	139
Netherlands	96	105	122	323	New Zealand	53	33	51	137
Romania	90	97	121	308	Greece	35	45	40	120

NATION	GOLD	SILVER	BRONZE	TOTAL	NATION	GOLD	SILVER	BRONZE	TOTAL
Unified Team of Germany	28	54	36	118	Lithuania	6	7	13	26
Kenya	35	42	36	113	Morocco	7	5	12	24
Unified Team	44	38	29	111	Serbia	6	7	11	24
Turkey	41	27	36	104	Latvia	4	11	6	21
Austria	19	34	41	94	Trinidad & Tobago	3	5	11	19
Yugoslavia	28	31	31	90	Venezuela	3	7	9	19
South Africa	27	33	29	89	Armenia	2	8	8	18
Jamaica	26	36	26	88	Algeria	5	4	8	17
Belarus	13	30	44	87	Bahamas	8	2	6	16
Argentina	21	26	30	77	Mixed team	7	4	5	16
Iran	24	23	29	76	Tunisia	5	3	7	15
Republic of Korea	21	20	32	73	Philippines	1	5	8	14
Mexico	13	24	35	72	Chile	2	7	4	13
Kazakhstan	14	22	35	71	Israel	3	1	9	13
Czech Republic	19	22	26	67	Malaysia		8	5	13
Ethiopia	23	12	23	58	Australia/ New Zealand	3	4	5	12
DPR Korea	16	16	23	55	Dominican Republic	3	5	4	12
Azerbaijan	7	14	28	49	Uganda	4	4	3	11
Croatia	14	13	14	41	Pakistan	3	3	4	10
Georgia	10	12	18	40	Puerto Rico	2	2	6	10
Indonesia	8	14	15	37	Uruguay	2	2	6	10
Chinese Taipei	7	11	18	36	Hong Kong, China	1	3	4	8
Egypt	8	10	18	36	Qatar	2	2	4	8
Estonia	10	9	17	36	Zimbabwe	3	4	1	8
Uzbekistan	10	6	20	36	Kyrgyzstan		3	4	7
India	10	9	16	35	Moldova	1	2	4	7
Ireland	11	10	14	35	Cameroon	3	1	2	6
Thailand	10	8	17	35	Ecuador	3	2		5
Colombia	5	13	16	34	Ghana		1	4	5
Slovakia	10	14	8	32	Namibia		5		5
Mongolia	2	11	17	30	Singapore	1	2	2	5
Portugal	5	9	14	28	Vietnam	1	3	1	5
Slovenia	8	9	11	28	Bahrain	2	2		4
Nigeria	3	11	13	27	Bohemia		1	3	4



SYDNEY 2000

WORLD ALL-TIME MEDALS

SUMMER - OVERALL *(continued)*

NATION	GOLD	SILVER	BRONZE	TOTAL	NATION	GOLD	SILVER	BRONZE	TOTAL
Costa Rica	1	1	2	4	Tanzania		2		2
Iceland		2	2	4	United Arab Emirates	1		1	2
Lebanon		2	2	4	United Arab Republic	1		1	2
Peru	1	3		4	West Indies Federation			2	2
Saudi Arabia		2	2	4	Zambia		1	1	2
Syria	1	1	2	4	Barbados			1	1
Tajikistan	1	1	2	4	Burkina Faso			1	1
Fiji	2		1	3	Ceylon		1		1
Grenada	1	1	1	3	Cyprus		1		1
Independent Olympic Participant		1	2	3	Djibouti			1	1
Jordan	1	1	1	3	Eritrea			1	1
Kosovo	3			3	FYR Macedonia			1	1
Kuwait			3	3	Gabon		1		1
Panama	1		2	3	Guatemala		1		1
San Marino		1	2	3	Guyana			1	1
Afghanistan			2	2	Hong Kong	1			1
Bermuda	1		1	2	Iraq			1	1
Botswana		1	1	2	Mauritius			1	1
Burundi	1	1		2	Montenegro		1		1
Côte d'Ivoire		1	1	2	Netherlands Antilles		1		1
Haiti		1	1	2	North Macedonia		1		1
Independent Olympic Athlete	1		1	2	Paraguay		1		1
Ivory Coast	1		1	2	Samoa		1		1
Luxembourg	1	1		2	Senegal		1		1
Mozambique	1		1	2	Sri Lanka		1		1
Niger		1	1	2	Sudan		1		1
Serbia and Montenegro		2		2	Togo			1	1
Suriname	1		1	2	Tonga		1		1
					Turkmenistan		1		1
					Virgin Islands		1		1



SEOUL 1988

WORLD ALL-TIME MEDALS

SUMMER - MEN

NATION	GOLD	SILVER	BRONZE	TOTAL
United States	743	574	507	1824
Soviet Union	283	231	196	710
Great Britain	200	216	209	625
France	174	200	215	589
Italy	178	145	162	485
Germany	128	133	167	428
Sweden	119	138	147	404
Hungary	135	120	135	390
Japan	121	109	124	354
Australia	87	97	115	299
Finland	96	80	111	287
Russia	99	69	118	286
China	112	79	73	264
Poland	54	63	102	219
East Germany	69	54	69	192
Canada	43	67	77	187
Cuba	71	49	58	178
Switzerland	44	60	56	160
Bulgaria	40	61	56	157
Netherlands	42	46	61	149
Romania	29	49	69	147
Korea	46	49	50	145
Denmark	29	55	53	137
Belgium	36	51	43	130
West Germany	26	42	47	115
Norway	38	33	39	110
Czechoslovakia	33	36	40	109
Spain	26	46	30	102
Brazil	22	29	47	98
Greece	28	37	33	98

NATION	GOLD	SILVER	BRONZE	TOTAL
Turkey	39	24	30	93
Kenya	28	28	28	84
New Zealand	30	15	34	79
Yugoslavia	24	27	27	78
Iran	24	23	28	75
Unified Team	32	25	17	74
Unified Team of Germany	16	35	22	73
Ukraine	19	20	33	72
South Africa	20	26	22	68
Austria	12	26	25	63
Argentina	19	17	22	58
Kazakhstan	11	18	24	53
Mexico	11	17	21	49
Belarus	7	17	24	48
Czech Republic	12	15	17	44
Republic of Korea	9	13	22	44
Georgia	10	12	17	39
Jamaica	14	16	8	38
Azerbaijan	6	11	19	36
Uzbekistan	10	6	19	35
DPR Korea	9	8	16	33
Estonia	8	9	15	32
Ethiopia	13	7	12	32
Croatia	10	12	9	31
Egypt	7	9	13	29
India	10	7	10	27
Ireland	6	7	11	24
Mongolia	2	9	13	24
Slovakia	7	10	7	24
Indonesia	5	6	9	20



RIO 2016

Men's basketball players listen to the American national anthem after winning the gold medal.

NATION	GOLD	SILVER	BRONZE	TOTAL
Latvia	4	10	6	20
Morocco	6	4	10	20
Trinidad & Tobago	3	5	11	19
Armenia	2	8	8	18
Portugal	3	4	10	17
Slovenia	5	6	6	17
Colombia	1	7	8	16
Lithuania	3	4	9	16
Thailand	4	5	7	16
Nigeria	2	5	8	15
Algeria	3	4	7	14
Chinese Taipei	2	7	5	14
Serbia	3	4	7	14
Venezuela	2	6	6	14
Tunisia	4	3	5	12
Chile	2	5	4	11
Mixed team	5	3	3	11

NATION	GOLD	SILVER	BRONZE	TOTAL
Philippines		3	8	11
Australia/ New Zealand	2	3	5	10
Malaysia		6	4	10
Pakistan	3	3	4	10
Uganda	3	4	3	10
Uruguay	2	2	6	10
Dominican Republic	3	3	3	9
Israel	2		6	8
Puerto Rico		2	6	8
Qatar	2	2	4	8
Bahamas	2	1	4	7
Moldova	1	2	4	7
Ghana		1	4	5
Kyrgyzstan		2	3	5
Lebanon		2	2	4
Namibia		4		4
Vietnam	1	2	1	4

WORLD ALL-TIME MEDALS

SUMMER - MEN (continued)

NATION	GOLD	SILVER	BRONZE	TOTAL	NATION	GOLD	SILVER	BRONZE	TOTAL
Bohemia		1	2	3	Burkina Faso			1	1
Cameroon	1	1	1	3	Burundi	1			1
Ecuador	2	1		3	Ceylon		1		1
Grenada	1	1	1	3	Côte d'Ivoire		1		1
Iceland		2	1	3	Cyprus		1		1
Jordan	1	1	1	3	Djibouti			1	1
Kuwait			3	3	Eritrea			1	1
Panama	1		2	3	FYR Macedonia			1	1
Syria		1	2	3	Gabon		1		1
Tajikistan	1	1	1	3	Guatemala		1		1
Afghanistan			2	2	Guyana			1	1
Botswana		1	1	2	Independent Olympic Participant			1	1
Fiji	2			2	Iraq			1	1
Haiti		1	1	2	Ivory Coast	1			1
Hong Kong, China	1	1		2	Mauritius			1	1
Independent Olympic Athlete	1		1	2	Netherlands Antilles		1		1
Luxembourg	1	1		2	North Macedonia		1		1
Niger		1	1	2	Paraguay		1		1
Saudi Arabia		2		2	Peru	1			1
Singapore	1	1		2	San Marino			1	1
Suriname	1		1	2	Senegal		1		1
Tanzania		2		2	Serbia and Montenegro		1		1
United Arab Emirates	1		1	2	Sudan		1		1
United Arab Republic		1	1	2	Togo			1	1
West Indies Federation			2	2	Tonga		1		1
Zambia		1	1	2	Virgin Islands		1		1
Barbados			1	1					
Bermuda			1	1					

SUMMER - WOMEN

NATION	GOLD	SILVER	BRONZE	TOTAL	NATION	GOLD	SILVER	BRONZE	TOTAL
United States	289	218	206	713	Kenya	7	14	8	29
China	144	116	98	358	Czechoslovakia	13	11	3	27
Soviet Union	95	75	91	261	Republic of Korea	10	7	10	27
Australia	70	65	81	216	Ethiopia	10	5	11	26
Russia	67	86	56	209	Switzerland	5	9	9	23
Great Britain	51	71	79	201	Czech Republic	7	7	8	22
East Germany	79	67	51	197	Austria	4	5	12	21
Germany	48	61	63	172	Chinese Taipei	5	4	12	21
Romania	60	46	50	156	DPR Korea	6	8	7	21
Netherlands	46	44	54	144	Norway	7	7	7	21
Japan	47	39	53	139	South Africa	7	7	7	21
Canada	25	39	60	124	Belgium	7	2	11	20
France	34	42	44	120	Greece	6	8	6	20
Hungary	45	33	39	117	Mexico	2	7	10	19
Italy	28	36	37	101	Thailand	6	3	10	19
Poland	14	25	33	72	Kazakhstan	3	4	11	18
Korea	28	21	19	68	Colombia	4	5	8	17
Ukraine	16	15	34	65	Indonesia	2	6	6	14
Bulgaria	14	26	24	64	Argentina	1	6	6	13
Cuba	13	19	23	55	Azerbaijan	1	3	9	13
Spain	15	23	17	55	Nigeria	1	6	5	12
Jamaica	12	20	18	50	Yugoslavia	4	4	4	12
West Germany	14	16	20	50	Finland	3	4	4	11
Sweden	11	19	18	48	Turkey	2	3	6	11
Denmark	11	11	20	42	Croatia	4	1	5	10
New Zealand	16	14	10	40	Lithuania	3	3	4	10
Belarus	5	13	20	38	Serbia	3	3	4	10
Brazil	10	11	16	37	Slovenia	3	3	4	10
Unified Team	12	13	12	37	Ireland	5	2	2	9
Unified Team of Germany	7	15	9	31	India		2	6	8

WORLD ALL-TIME MEDALS

SUMMER - WOMEN (continued)

NATION	GOLD	SILVER	BRONZE	TOTAL	NATION	GOLD	SILVER	BRONZE	TOTAL
Slovakia	3	4	1	8	Puerto Rico	2			2
Zimbabwe	3	4	1	8	Bermuda	1			1
Bahamas	5	1	1	7	Bohemia			1	1
Egypt	1	1	5	7	Burundi		1		1
Portugal	2	2	3	7	Chile		1		1
Hong Kong, China		2	4	6	Côte d'Ivoire			1	1
Mongolia		2	4	6	Fiji			1	1
Venezuela	1	1	3	5	Georgia			1	1
Bahrain	2	2		4	Hong Kong	1			1
Costa Rica	1	1	2	4	Iceland			1	1
Israel	1	1	2	4	Iran			1	1
Morocco	1	1	2	4	Ivory Coast			1	1
Algeria	2		1	3	Latvia		1		1
Cameroon	2		1	3	Montenegro		1		1
Estonia	2		1	3	Namibia		1		1
Kosovo	3			3	Peru		1		1
Philippines	1	2		3	Samoa		1		1
Singapore		1	2	3	San Marino			1	1
Tunisia	1		2	3	Serbia and Montenegro		1		1
Australia/ New Zealand	1	1		2	Sri Lanka		1		1
Dominican Republic		1	1	2	Syria	1			1
Ecuador	1	1		2	Tajikistan			1	1
Independent Olympic Participant		1	1	2	Turkmenistan		1		1
Kyrgyzstan		1	1	2	Uganda	1			1
Malaysia		1	1	2	Uzbekistan			1	1
Mozambique	1		1	2	Vietnam		1		1

SUMMER - OPEN AND MIXED

NATION	GOLD	SILVER	BRONZE	TOTAL	NATION	GOLD	SILVER	BRONZE	TOTAL
United States	33	43	30	106	Romania	1	2	2	5
Great Britain	33	28	22	83	Hungary	1	1	2	4
France	18	16	21	55	Japan	1	2	1	4
Germany	24	11	16	51	Mexico			4	4
Sweden	14	18	13	45	Portugal		3	1	4
Soviet Union	17	13	9	39	Bulgaria		1	2	3
West Germany	16	9	14	39	Indonesia	1	2		3
Italy	11	7	14	32	Bahamas	1		1	2
Netherlands	8	15	7	30	Cuba		1	1	2
Australia	7	8	13	28	Greece	1		1	2
Norway	14	10	3	27	Ireland		1	1	2
Denmark	8	12	6	26	Korea	1	1		2
Switzerland	4	10	8	22	Peru		2		2
East Germany	5	8	7	20	Republic of Korea	2			2
New Zealand	7	4	7	18	Saudi Arabia			2	2
Brazil	5	2	8	15	Ukraine		1	1	2
Canada	2	4	8	14	Belarus	1			1
China	7	4	3	14	Chile		1		1
Unified Team of Germany	5	4	5	14	Chinese Taipei			1	1
Spain	7	3	2	12	Colombia		1		1
Austria	3	3	4	10	Czech Republic			1	1
Belgium	2	2	5	9	Dominican Republic		1		1
Poland	4	1	2	7	DPR Korea	1			1
Argentina	1	3	2	6	Estonia			1	1
Czechoslovakia	3	2	1	6	Israel			1	1
Finland	1	1	4	6	Malaysia		1		1
Russia	1	3	2	6	San Marino		1		1
Mixed team	2	1	2	5	Slovenia	-	-	1	1



**INDIVIDUAL
RECORDS**
SUMMER

U.S. INDIVIDUAL RECORDS

ALL-TIME MEDALS - MEN

NO.	NAME	YEAR(S)	SPORT	G-S-B
28	Michael Phelps	2000, 2004, 2008, 2012, 2016	Swimming	23-3-2
12	Ryan Lochte	2004, 2008, 2012, 2016	Swimming	6-3-3
11	Carl Osburn	1912, 1920, 1924	Shooting	5-4-2
11	Mark Spitz	1968, 1972	Swimming	9-1-1
11	Matt Biondi	1984, 1988, 1992	Swimming	8-2-1
10	Carl Lewis	1984, 1988, 1992, 1996	Track & Field	9-1-0
10	Gary Hall Jr.	1996, 2000, 2004	Swimming	5-3-2
8	Ray Ewry	1900, 1904, 1908	Track & Field	8-0-0
8	Don Schollander	1964, 1968	Swimming	7-1-0
8	Jason Lezak	2000, 2004, 2008, 2012	Swimming	4-2-2
8	Nathan Adrian	2008, 2012, 2016	Swimming	5-1-2

*Six athletes tied with seven medals

ALL-TIME MEDALS - WOMEN

NO.	NAME	YEAR(S)	SPORT	G-S-B
12	Jenny Thompson	1992, 1996, 2000, 2004	Swimming	8-3-1
12	Dara Torres	1984, 1988, 1992, 2000, 2008	Swimming	4-4-4
12	Natalie Coughlin	2004, 2008, 2012	Swimming	3-4-5
11	Allyson Felix	2004, 2008, 2012, 2016, 2020	Track & Field	7-3-1
10	Katie Ledecky	2012, 2016, 2020	Swimming	7-3-0
10	Allison Schmitt	2008, 2012, 2016, 2020	Swimming	4-3-3
9	Shirley Babashoff	1972, 1976	Swimming	3-6-0
7	Dana Vollmer	2004, 2012, 2016	Swimming	5-1-1
7	Simone Biles	2016, 2020	Gymnastics	4-1-2
7	Shannon Miller	1992, 1996	Gymnastics	2-2-3
7	Amanda Beard	1996, 2000, 2004, 2008	Swimming	2-4-1

*Seven athletes tied with six medals

ALL-TIME GOLD MEDALS - MEN

NO.	NAME	YEAR(S)	SPORT
23	Michael Phelps	2000, 2004, 2008, 2012, 2016	Swimming
9	Mark Spitz	1968, 1972	Swimming
9	Carl Lewis	1984, 1988, 1992, 1996	Track & Field
8	Ray Ewry	1900, 1904, 1908	Track & Field
8	Matt Biondi	1984, 1988, 1992	Swimming
7	Don Schollander	1964, 1968	Swimming
7	Caeleb Dressel	2016, 2020	Swimming
6	Ryan Lochte	2004, 2008, 2012, 2016	Swimming

*11 athletes tied with five gold medals

ALL-TIME GOLD MEDALS - WOMEN

NO.	NAME	YEAR(S)	SPORT
8	Jenny Thompson	1992, 1996, 2000, 2004	Swimming
7	Allyson Felix	2004, 2008, 2012, 2016, 2020	Track & Field
7	Katie Ledecky	2012, 2016, 2020	Swimming
6	Amy Van Dyken	1996, 2000	Swimming
5	Sue Bird	2004, 2008, 2012, 2016, 2020	Basketball
5	Diana Taurasi	2004, 2008, 2012, 2016, 2020	Basketball
5	Dana Vollmer	2004, 2012, 2016	Swimming
5	Missy Franklin	2012, 2016	Swimming

*11 athletes tied with four gold medals

U.S. INDIVIDUAL RECORDS

ALL-TIME SILVER MEDALS - MEN

NO.	NAME	YEAR(S)	SPORT
4	Carl Osburn	1912, 1920, 1924	Shooting
4	John Michael Plumb	1960, 1964, 1968, 1972, 1976, 1984, 1992	Equestrian
3	Irving Baxter	1900	Track & Field
3	Francis Gailey	1904	Swimming
3	Burton Downing	1904	Cycling
3	Earl Thomson	1932, 1936, 1948	Equestrian
3	Kevin Freeman	1964, 1968, 1972	Equestrian
3	Tim McKee	1972, 1976	Swimming
3	Gary Hall Jr.	1996, 2000, 2004	Swimming
3	Ryan Lochte	2004, 2008, 2012, 2016	Swimming
3	Michael Phelps	2000, 2004, 2008, 2012, 2016	Swimming

*75 athletes tied with two silver medals



PARIS 1924

U.S. Rifle Team



MONTREAL 1976

Swimmer Shirley Babashoff won a gold medal and four silver medals.

ALL-TIME SILVER MEDALS - WOMEN

NO.	NAME	YEAR(S)	SPORT
6	Shirley Babashoff	1972, 1976	Swimming
4	Dara Torres	1984, 1988, 1992, 2000, 2008	Swimming
4	Amanda Beard	1996, 2000, 2004, 2008	Swimming
4	Natalie Coughlin	2004, 2008, 2012	Swimming
4	Kara Lynn Joyce	2004, 2008, 2012	Swimming
4	Sarah Hammer	2008, 2012, 2016	Cycling
3	Paula Myers-Pope	1952, 1956, 1960	Diving
3	Jenny Thompson	1992, 1996, 2000, 2004	Swimming
3	Allyson Felix	2004, 2008, 2012, 2016, 2020	Track & Field
3	Amanda Weir	2004, 2012, 2016	Swimming
3	Rebecca Soni	2008, 2012	Swimming
3	Nastia Liukin	2008	Gymnastics
3	Shawn Johnson	2008	Gymnastics
3	Allison Schmitt	2008, 2012, 2016, 2020	Swimming
3	Katie Ledecky	2012, 2016, 2020	Swimming

*37 athletes tied with two silver medals

U.S. INDIVIDUAL RECORDS

ALL-TIME BRONZE MEDALS - MEN

NO.	NAME	YEAR(S)	SPORT
4	William Merz	1904	Track & Field/ Gymnastics
4	Robert Dover	1984, 1988, 1992, 1996, 2000, 2004	Equestrian
3	Frank Kungler	1904	Weightlifting/ Tug Of War
3	Edwin Billington	1904	Cycling
3	George Calnan	1924, 1928, 1932	Fencing
3	George Breen	1956, 1960	Swimming
3	Guenter Seidel	1996, 2000, 2004	Equestrian
3	Ryan Lochte	2004, 2008, 2012, 2016	Swimming

*59 athletes tied with two bronze medals

ALL-TIME BRONZE MEDALS - WOMEN

NO.	NAME	YEAR(S)	SPORT
5	Natalie Coughlin	2004, 2008, 2012	Swimming
4	Dara Torres	1984, 1988, 1992, 2000, 2008	Swimming
3	Shannon Miller	1992, 1996	Gymnastics
3	Angel Martino	1992, 1996	Swimming
3	Dominique Dawes	1992, 1996, 2000	Gymnastics
3	Allison Schmitt	2008, 2012, 2016, 2020	Swimming

*25 athletes tied with two bronze medals



Natalie

COUGHLIN 2004
2008
2012

U.S. INDIVIDUAL RECORDS

ALL-TIME MEDALS, INDIVIDUAL EVENTS - MEN

NO.	NAME	YEAR(S)	SPORT	G-S-B
16	Michael Phelps	2000, 2004, 2008, 2012, 2016	Swimming	13-2-1
8	Ray Ewry	1900, 1904, 1908	Track & Field	8-0-0
8	Carl Lewis	1984, 1988, 1992, 1996	Track & Field	7-1-0
7	Ryan Lochte	2004, 2008, 2012, 2016	Swimming	2-2-3
6	Mark Spitz	1968, 1972	Swimming	4-1-1
6	Ralph Rose	1904, 1908, 1912	Track & Field	3-2-1
6	George Eyser	1904	Gymnastics	3-2-1
6	Robert Garrett	1896, 1900	Track & Field	2-2-2
6	Burton Downing	1904	Cycling	2-3-1

*10 athletes tied with five medals

ALL-TIME MEDALS, INDIVIDUAL EVENTS - WOMEN

NO.	NAME	YEAR(S)	SPORT	G-S-B
7	Katie Ledecky	2012, 2016, 2020	Swimming	6-1-0
6	Jackie Joyner-Kersey	1984, 1988, 1992, 1996	Track & Field	3-1-2
6	Kimberly Rhode	1996, 2000, 2004, 2008, 2012, 2016	Shooting	3-1-2
5	Janet Evans	1988, 1992, 1996	Swimming	4-1-0
5	Simone Biles	2016, 2020	Gymnastics	3-0-2
5	Natalie Coughlin	2004, 2008	Swimming	2-0-3
5	Shannon Miller	1992, 1996	Gymnastics	1-2-2
5	Amanda Beard	1996, 2000, 2004, 2008	Swimming	1-3-1
5	Allyson Felix	2004, 2008, 2012, 2016, 2020	Track & Field	1-3-1
5	Shirley Babashoff	1972, 1976	Swimming	0-5-0

*Nine athletes tied with four medals

ALL-TIME GOLD MEDALS, INDIVIDUAL EVENTS - MEN

NO.	NAME	YEAR(S)	SPORT
13	Michael Phelps	2000, 2004, 2008, 2012, 2016	Swimming
8	Ray Ewry	1900, 1904, 1908	Track & Field
7	Carl Lewis	1984, 1988, 1992, 1996	Track & Field
4	Alvin Kraenzlein	1900	Track & Field
4	Anton Heida	1904	Gymnastics
4	Marcus Hurley	1904	Cycling
4	Al Oerter	1956, 1960, 1964, 1968	Track & Field
4	Mark Spitz	1968, 1972	Swimming
4	Greg Louganis	1976, 1984, 1988	Diving

*17 athletes tied with four medals

ALL-TIME GOLD MEDALS, INDIVIDUAL EVENTS - WOMEN

NO.	NAME	YEAR(S)	SPORT
6	Katie Ledecky	2012, 2016, 2020	Swimming
4	Patricia McCormick	1952, 1956	Diving
4	Janet Evans	1988, 1992, 1996	Swimming
3	Debbie Meyer	1968	Swimming
3	Jackie Joyner-Kersey	1984, 1988, 1992, 1996	Track & Field
3	Kimberly Rhode	1996, 2000, 2004, 2008, 2012, 2016	Shooting
3	Brooke Bennett	1996, 2000	Swimming
3	Kristin Armstrong	2004, 2008, 2012, 2016	Cycling
3	Simone Biles	2016, 2020	Gymnastics

*25 athletes tied with two gold medals

U.S. INDIVIDUAL RECORDS

SINGLE GAMES MEDALS - MEN

NO.	NAME	YEAR(S)	SPORT	G-S-B
8	Michael Phelps	2004	Swimming	6-0-2
8	Michael Phelps	2008	Swimming	8-0-0
7	Lloyd Spooner	1920	Shooting	4-1-2
7	Willis Lee	1920	Shooting	5-1-1
7	Mark Spitz	1972	Swimming	7-0-0
7	Matt Biondi	1988	Swimming	5-1-1
6	Anton Heida	1904	Gymnastics	5-1-0
6	George Eyser	1904	Gymnastics	3-2-1
6	Burton Downing	1904	Cycling	2-3-1
6	Carl Osburn	1920	Shooting	4-1-1
6	Michael Phelps	2012	Swimming	4-2-0
6	Michael Phelps	2016	Swimming	5-1-0

**Nine athletes tied with four medals*

SINGLE GAMES MEDALS - WOMEN

NO.	NAME	YEAR(S)	SPORT	G-S-B
6	Natalie Coughlin	2008	Swimming	1-2-3
5	Jan Henne	1968	Swimming	3-1-1
5	Shirley Babashoff	1976	Swimming	1-4-0
5	Mary Lou Retton	1984	Gymnastics	1-2-2
5	Shannon Miller	1992	Gymnastics	0-2-3
5	Dara Torres	2000	Swimming	2-0-3
5	Natalie Coughlin	2004	Swimming	2-2-1
5	Nastia Liukin	2008	Gymnastics	1-3-1
5	Allison Schmitt	2012	Swimming	3-1-1
5	Missy Franklin	2012	Swimming	4-0-1
5	Katie Ledecky	2016	Swimming	4-1-0
5	Simone Biles	2016	Gymnastics	4-0-1

**15 athletes tied with four medals*



SINGLE GAMES GOLD MEDALS - MEN

NO.	NAME	YEAR(S)	SPORT
8	Michael Phelps	2008	Swimming
7	Mark Spitz	1972	Swimming
6	Michael Phelps	2004	Swimming
5	Anton Heida	1904	Gymnastics
5	Willis Lee	1920	Shooting
5	Matt Biondi	1988	Swimming
5	Michael Phelps	2016	Swimming
5	Caeleb Dressel	2020	Swimming

**Nine athletes tied with four gold medals*

SINGLE GAMES GOLD MEDALS - WOMEN

NO.	NAME	YEAR(S)	SPORT
4	Amy Van Dyken	1996	Swimming
4	Missy Franklin	2012	Swimming
4	Katie Ledecky	2016	Swimming
4	Simone Biles	2016	Gymnastics

**23 athletes tied with three gold medals*

U.S. INDIVIDUAL RECORDS

SINGLE GAMES MEDALS, INDIVIDUAL EVENTS - MEN

NO.	NAME	YEAR(S)	SPORT	G-S-B
6	George Eyser	1904	Gymnastics	3-2-1
6	Burton Downing	1904	Cycling	2-3-1
5	Walter Tewksbury	1900	Track & Field	2-2-1
5	Irving Baxter	1900	Track & Field	2-3-0
5	William Merz	1904	Track & Field/Gymnastics	0-1-4
5	Anton Heida	1904	Gymnastics	4-1-0
5	Marcus Hurley	1904	Cycling	4-0-1
5	Michael Phelps	2004	Swimming	4-0-1
5	Michael Phelps	2008	Swimming	5-0-0

*Eight athletes tied with three gold medals

SINGLE GAMES MEDALS, INDIVIDUAL EVENTS - WOMEN

NO.	NAME	YEAR(S)	SPORT	G-S-B
4	Mary Lou Retton	1984	Gymnastics	1-1-2
4	Shannon Miller	1992	Gymnastics	0-2-2
4	Nastia Liukin	2008	Gymnastics	1-2-1
4	Simone Biles	2016	Gymnastics	3-0-1

*12 athletes tied with three medals



RIO DE JANEIRO 2016

Simone Biles competes on the balance beam during the Women's All Around Final.



PARIS 1900

Alvin Kraenzlein, known for pioneering the modern hurdling technique, was a four-time gold medalist in 1900, with victories in the 60-meter, long jump, 110 hurdles and 200 hurdles.

SINGLE GAMES GOLD MEDALS, INDIVIDUAL EVENTS - MEN

NO.	NAME	YEAR	SPORT
5	Michael Phelps	2008	Swimming
4	Alvin Kraenzlein	1900	Track & Field
4	Anton Heida	1904	Gymnastics
4	Marcus Hurley	1904	Cycling
4	Mark Spitz	1972	Swimming
4	Michael Phelps	2004	Swimming

*Nine athletes tied with three gold medals

SINGLE GAMES GOLD MEDALS, INDIVIDUAL EVENTS - WOMEN

NO.	NAME	YEAR	SPORT
3	Debbie Meyer	1968	Swimming
3	Janet Evans	1988	Swimming
3	Katie Ledecky	2016	Swimming
3	Simone Biles	2016	Gymnastics

*20 athletes tied with two gold medals

U.S. INDIVIDUAL RECORDS

APPEARANCES - MEN

NO.	NAME	YEARS	SPORT
7	John Michael Plumb	1960, 1964, 1968, 1972, 1976, 1984, 1992	Equestrian
6	Norman Cohn-Armitage	1928, 1932, 1936, 1948, 1952, 1956	Fencing
6	Philippe Boccara	1980, 1984, 1988, 1992 (FRA); 1996, 2000 (USA)	Canoe/Kayak
6	William McMillan	1952, 1960, 1964, 1968, 1972, 1976	Shooting
6	Frank Chapot	1956, 1960, 1964, 1968, 1972, 1976	Equestrian
6	Robert Dover	1984, 1988, 1992, 1996, 2000, 2004	Equestrian

*14 athletes tied with five appearances

APPEARANCES - WOMEN

NO.	NAME	YEARS	SPORT
6	Kimberly Rhode	1996, 2000, 2004, 2008, 2012, 2016	Shooting
6	Jan York-Romary	1948, 1952, 1956, 1960, 1964, 1968	Fencing
5	Dara Torres	1984, 1988, 1992, 2000, 2008	Swimming
5	Gail Devers	1988, 1992, 1996, 2000, 2004	Track & Field
5	Karen O'Connor	1988, 1996, 2000, 2008, 2012	Equestrian
5	Amy Acuff	1996, 2000, 2004, 2008, 2012	Track & Field
5	Venus Williams	2000, 2004, 2008, 2012, 2016	Tennis
5	Kerri Walsh	2000, 2004, 2008, 2012, 2016	Volleyball/ Beach Volleyball
5	Olga Fikotová-Connolly	1956 (TCH); 1960, 1964, 1968, 1972 (USA)	Track & Field
5	Khatuna Kvrivishvili-Lorig	1992 (EUN); 1996, 2000 (GEO); 2008, 2012 (USA)	Archery
5	Mariel Zagunis	2004, 2008, 2012, 2016, 2020	Fencing
5	Allyson Felix	2004, 2008, 2012, 2016, 2020	Track & Field
5	Sue Bird	2004, 2008, 2012, 2016, 2020	Basketball
5	Diana Taurasi	2004, 2008, 2012, 2016, 2020	Basketball

*37 athletes tied with four appearances

Danielle SCOTT-ARRUDA

1996
2000
2004
2008
2012



U.S. INDIVIDUAL RECORDS

CONSECUTIVE APPEARANCES - MEN

NO.	NAME	YEARS	SPORT
6	Frank Chapot	1956, 1960, 1964, 1968, 1972, 1976	Equestrian
6	Robert Dover	1984, 1988, 1992, 1996, 2000, 2004	Equestrian
6	Norman Cohn-Armitage	1928, 1932, 1936, 1948, 1952, 1956	Fencing
5	John McNally	1984, 1988, 1992, 1996, 2000	Shooting
5	Richard Johnson	1992, 1996, 2000, 2004, 2008	Archery
5	George Hincapie	1992, 1996, 2000, 2004, 2008	Cycling
5	Steven Lopez	2000, 2004, 2008, 2012, 2016	Taekwondo
5	Glenn Eller	2000, 2004, 2008, 2012, 2016	Shooting
5	Michael Phelps	2000, 2004, 2008, 2012, 2016	Swimming
5	Tony Azevedo	2000, 2004, 2008, 2012, 2016	Water Polo

*30 athletes tied with four appearances

CONSECUTIVE APPEARANCES - WOMEN

NO.	NAME	YEARS	SPORT
6	Kimberly Rhode	1996, 2000, 2004, 2008, 2012, 2016	Shooting
6	Jan York-Romary	1948, 1952, 1956, 1960, 1964, 1968	Fencing
5	Teresa Edwards	1984, 1988, 1992, 1996, 2000	Basketball
5	Gail Devers	1988, 1992, 1996, 2000, 2004	Track & Field
5	Amy Acuff	1996, 2000, 2004, 2008, 2012	Track & Field
5	Venus Williams	2000, 2004, 2008, 2012, 2016	Tennis
5	Danielle Scott-Arruda	1996, 2000, 2004, 2008, 2012	Volleyball
5	Willye White	1956, 1960, 1964, 1968, 1972	Track & Field
5	Kerri Walsh Jennings	2000, 2004, 2008, 2012, 2016	Volleyball/ Beach Volleyball

*22 athletes tied with four consecutive appearances

SYDNEY 2000

Robert Dover competes on Rainer in dressage grand prix.



YEARS BETWEEN APPEARANCES - MEN

NO.	NAME	YEARS	SPORT
36	Ralph Craig	1912-1948	Sailing/Track & Field
32	John Michael Plumb	1960-1992	Equestrian
28	Norman Cohn-Armitage	1928-1956	Fencing
25	Steffen Peters	1996-2020	Equestrian
24	Bruce Davidson	1972-1996	Equestrian
24	William McMillan	1952-1976	Shooting
24	Herman Whiton	1928-1952	Sailing
21	Abdi Abdirahman	2000-2020	Track & Field

*10 athletes tied with 20 years

YEARS BETWEEN APPEARANCES - WOMEN

NO.	NAME	YEARS	SPORT
28	Jessica Newberry-Ransehousen	1960-1988	Equestrian
24	Karen O'Connor	1988-2012	Equestrian
24	Dara Torres	1984-2008	Swimming
21	Laura Kraut	2000-2020	Equestrian
20	Kimberly Rhode	1996-2016	Shooting
20	Jan York-Romary	1948-1968	Fencing
20	Khatuna Kvrivishvili-Lorig	1992-2012	Archery
20	Francie Larrieu-Smith	1972-1992	Track & Field
20	Jan York-Romary	1948-1968	Fencing

*Five athletes tied with 17 years

U.S. INDIVIDUAL RECORDS

YOUNGEST COMPETITOR - MEN

AGE	NAME	YEAR	SPORT
13 years, 65 days	William Landon Jr. Horton	1952	Sailing
13 years, 243 days	Ralph Flanagan	1932	Swimming
15 years, 41 days	Donald Douglas	1932	Sailing
14 years, 251 days	Thomas Mack, Jr.	1928	Rowing
14 years, 313 days	George Passmore	1904	Lacrosse
15 years, 81 days	Michael Phelps	2000	Swimming
15 years, 123 days	Henry Richardson	1904	Archery
15 years, 244 days	Louis Menges	1904	Football
15 years, 252 days	Thomas M. Jones	1952	Track & Field
15 years, 325 days	Michael Beaver Schoettle	1952	Sailing
15 years, 326 days	Edward Gross	1932	Gymnastics

YOUNGEST COMPETITOR - WOMEN

AGE	NAME	YEAR	SPORT
13 years, 24 days	Dorothy Poynton	1928	Diving
13 years, 131 days	Donna de Varona	1960	Swimming
13 years, 223 days	Elizabeth Ryan	1936	Swimming
13 years, 268 days	Marjorie Gestring	1936	Diving

Amsterdam 1928

U.S. Olympic podium sweep of Women's Springboard Diving. From left to right: Dorothy Poynton (silver), Helen Meany (gold), and Georgia Coleman (bronze).



OLDEST COMPETITOR - MEN

AGE	NAME	YEAR	SPORT
71 years, 260 days	Thomas Scott	1904	Archery
68 years, 194 days	Samuel Duvall	1904	Archery
66 years, 254 days	David Mcgowan	1904	Archery
64 years, 2 days	Galen Spencer	1904	Archery
63 years, 240 days	Robert Williams	1904	Archery
62 years, 174 days	William Clark	1904	Archery
60 years, 90 days	Walter Winans	1912	Shooting
60 years, 37 days	Charles Woodruff	1904	Archery
60 years, 20 days	Smith Streeter	1904	Roque

OLDEST COMPETITOR - WOMEN

AGE	NAME	YEAR	SPORT
63 years, 332 days	Eliza "Jessie" Pollock	1904	Archery
58 years, 155 days	Emily Woodruff	1904	Archery
56 years, 171 days	Elizabeth Callahan	2008	Shooting
56 years, 13 days	Emma Cooke	1904	Archery
55 years, 266 days	Laura Kraut	2020	Equestrian
54 years, 347 days	Kyra Downton	1968	Equestrian
54 years, 162 days	Karen O'Connor	2012	Equestrian
53 years, 353 days	Deborah McDonald	2008	Equestrian
52 years, 318 days	Sabine Schut-Kery	2020	Equestrian
52 years, 269 days	Elizabeth Madden	2016	Equestrian
52 years, 176 days	Elizabeth Callahan	2004	Shooting

U.S. INDIVIDUAL RECORDS

YOUNGEST MEDALIST - MEN

AGE	NAME	YEAR	SPORT
14 years, 313 days	George Passmore	1904	Lacrosse
15 years, 41 days	Donald Douglas	1932	Sailing
15 years, 125 days	Henry Richardson	1904	Archery
15 years, 244 days	Louis Menges	1904	Football
15 years, 325 days	Michael Beaver Schoettle	1952	Sailing
15 years, 326 days	Edward Gross	1932	Gymnastics

YOUNGEST MEDALIST - WOMEN

AGE	NAME	YEAR	SPORT
13 years, 24 days	Dorothy Poynton	1928	Diving
13 years, 131 days	Donna de Varona	1960	Swimming
13 years, 223 days	Elizabeth Ryan	1936	Swimming
13 years, 268 days	Marjorie Gestring	1936	Diving

LOS ANGELES 1932

George Gulack, gold, Flying Rings/Men's Rings



OLDEST MEDALIST - MEN

AGE	NAME	YEAR	SPORT
68 years, 194 days	Samuel Duvall	1904	Archery
64 years, 99 days	Charles Jacobus	1904	Roque
64 years, 2 days	Galen Spencer	1904	Archery
63 years, 240 days	Robert Williams	1904	Archery
62 years, 174 days	William Clark	1904	Archery
60 years, 90 days	Walter Winans	1912	Shooting
60 years, 37 days	Charles Woodruff	1904	Archery
59 years, 112 days	Everard Endt	1952	Sailing
57 years, 100 days	William Libbey	1912	Shooting

OLDEST MEDALIST - WOMEN

AGE	NAME	YEAR	SPORT
63 years, 332 days	Eliza Pollock	1904	Archery
58 years, 155 days	Emily Woodruff	1904	Archery
56 years, 14 days	Emma Cooke	1904	Archery
55 years, 266 days	Laura Kraut	2020	Equestrian
52 years, 318 days	Sabine Schut-Kery	2020	Equestrian
52 years, 269 days	Elizabeth Madden	2016	Equestrian
49 years, 360 days	Deborah McDonald	2004	Equestrian
49 years, 118 days	Caroll Lavell	1992	Equestrian
45 years, 25 days	Lida Howell	1904	Archery
44 years, 270 days	Elizabeth Madden	2008	Equestrian
43 years, 339 days	Edith Master	1976	Equestrian
43 years, 198 days	Christine Traurig	2000	Equestrian

U.S. INDIVIDUAL RECORDS

YOUNGEST GOLD MEDALIST - MEN


AGE	NAME	YEAR	SPORT
15 years, 325 days	Michael Beaver Schoettle	1952	Sailing
16 years, 158 days	John Fields	1924	Boxing
16 years, 174 days	Warren Paoa Kealoha	1920	Swimming
16 years, 36 days	Louis Abell	1900	Rowing

YOUNGEST GOLD MEDALIST - WOMEN

AGE	NAME	YEAR	SPORT
13 years, 131 days	Donna de Varona	1960	Swimming
13 years, 268 days	Marjorie Gestring	1936	Diving
14 years, 100 days	Pokey Watson	1964	Swimming
14 years, 120 days	Aileen Riggan	1920	Diving
14 years, 259 days	Carolyn Wood	1960	Swimming
14 years, 269 days	Amanda Beard	1996	Swimming
14 years, 277 days	Ann Marshall	1972	Swimming
14 years, 295 days	Dominique Moceanu	1996	Gymnastics
14 years, 97 days	Pokey Watson	1964	Swimming

PARIS 1924

U.S. featherweights Jackie Fields (gold), left and Joe Salas (silver) right, spar aboard the S.S. America en route to the games.



OLDEST GOLD MEDALIST - MEN

AGE	NAME	YEAR	SPORT
64 years, 99 days	Charles Jacobus	1904	Roque
64 years, 2 days	Galen Spencer	1904	Archery
63 years, 240 days	Robert Williams	1904	Archery
59 years, 112 days	Everard Endt	1952	Sailing
56 years, 95 days	Walter Winans	1908	Shooting
56 years, 212 days	Paul Smart	1948	Sailing
56 years, 195 days	William Thompson	1904	Archery
50 years, 252 days	Clarence Platt	1924	Shooting
50 years, 175 days	Henry Sears	1912	Shooting
49 years, 93 days	Bill Buchan Sr.	1984	Sailing
49 years, 82 days	Louis Maxson	1904	Archery
49 years, 69 days	Will Simpson	2008	Equestrian
49 years, 164 days	Charles Axtell	1908	Shooting

OLDEST GOLD MEDALIST - WOMEN

AGE	NAME	YEAR	SPORT
63 years, 332 days	Eliza Pollock	1904	Archery
58 years, 156 days	Emily Woodruff	1904	Archery
56 years, 14 days	Emma Cooke	1904	Archer
58 years, 155 days	Laura Woodruff	1904	Archery
45 years, 25 days	Lida Howell	1904	Archery
44 years, 270 days	Elizabeth Madden	2008	Equestrian
42 years, 41 days	Doreen Wilber	1972	Archery
42 years, 365 days	Kristin Armstrong	2016	Cycling
42 years, 275 days	Laura Kraut	2008	Equestrian

U.S. INDIVIDUAL RECORDS

MEDAL YEARS - MEN

NO.	NAME	YEARS	SPORT
5	John Michael Plumb	1964, 1968, 1972, 1976, 1984	Equestrian
4	Bruce Davidson	1972, 1976, 1984, 1996	Equestrian
4	Bill Steinkraus	1952, 1960, 1968, 1972	Equestrian
4	Conn Findlay	1956, 1960, 1964, 1976	Rowing/Sailing
4	McLain Ward	2004, 2008, 2016, 2020	Equestrian
4	Norbert Schemansky	1948, 1952, 1960, 1964	Weightlifting
4	Al Oerter	1956, 1960, 1964, 1968	Track & Field
4	Bruce Baumgartner	1984, 1988, 1992, 1996	Wrestling
4	Carl Lewis	1984, 1988, 1992, 1996	Track & Field
4	Robert Dover	1992, 1996, 2000, 2004	Equestrian
4	Michael Phelps	2004, 2008, 2012, 2016	Swimming
4	Jason Lezak	2000, 2004, 2008, 2012	Swimming
4	Ryan Lochte	2004, 2008, 2012, 2016	Swimming
4	Carmelo Anthony	2004, 2008, 2012, 2016	Basketball

*47 athletes tied with three years

MEDALS YEARS - WOMEN

NO.	NAME	YEARS	SPORT
6	Kimberly Rhode	1996, 2000, 2004, 2008, 2012, 2016	Shooting
5	Dara Torres	1984, 1988, 1992, 2000, 2008	Swimming
5	Allyson Felix	2004, 2008, 2012, 2016, 2020	Track & Field
5	Teresa Edwards	1984, 1988, 1992, 1996, 2000	Basketball
5	Sue Bird	2004, 2008, 2012, 2016, 2020	Basketball
5	Diana Taurasi	2004, 2008, 2012, 2016, 2020	Basketball

*11 athletes tied with four years

CONSECUTIVE MEDAL YEARS - MEN

NO.	NAME	YEARS	SPORT
4	Al Oerter	1956, 1960, 1964, 1968	Track & Field
4	Bruce Baumgartner	1984, 1988, 1992, 1996	Wrestling
4	Carl Lewis	1984, 1988, 1992, 1996	Track & Field
4	Robert Dover	1992, 1996, 2000, 2004	Equestrian
4	Michael Phelps	2004, 2008, 2012, 2016	Swimming
4	Jason Lezak	2000, 2004, 2008, 2012	Swimming
4	Ryan Lochte	2004, 2008, 2012, 2016	Swimming
4	Carmelo Anthony	2004, 2008, 2012, 2016	Basketball

*31 athletes tied with three consecutive years

CONSECUTIVE MEDAL YEARS - WOMEN

NO.	NAME	YEARS	SPORT
6	Kimberly Rhode	1996, 2000, 2004, 2008, 2012, 2016	Shooting
5	Teresa Edwards	1984, 1988, 1992, 1996, 2000	Basketball

*9 athletes tied with four years



U.S. INDIVIDUAL RECORDS

2+ MEDAL YEARS - MEN

NO.	NAME	YEARS	SPORT
4	Michael Phelps	2004, 2008, 2012, 2016	Swimming
3	Ray Ewry	1900, 1904, 1908	Track & Field
3	Carl Lewis	1984, 1988, 1992	Track & Field
3	Tom Jager	1984, 1988, 1992	Swimming
3	Gary Hall Jr.	1996, 2000, 2004	Swimming
3	Jason Lezak	2000, 2004, 2008	Swimming
3	Ryan Lochte	2004, 2008, 2012	Swimming

*44 athletes tied with two years

2+ MEDAL YEARS - WOMEN

NO.	NAME	YEARS	SPORT
4	Jenny Thompson	1992, 1996, 2000, 2004	Swimming
4	Allyson Felix	2008, 2012, 2016, 2020	Track & Field
3	Dara Torres	1988, 2000, 2008	Swimming
3	Allison Schmitt	2012, 2016, 2020	Swimming

*28 athletes tied with two years

3+ MEDAL YEARS - MEN

NO.	NAME	YEARS	SPORT
4	Michael Phelps	2004, 2008, 2012, 2016	Swimming
2	Ray Ewry	1900, 1904	Track & Field
2	Carl Osburn	1912, 1920	Shooting
2	Alfred Lane	1912, 1920	Shooting
2	Johnny Weissmuller	1924	Swimming/Water Polo
2	Don Schollander	1964, 1968	Swimming
2	Mark Spitz	1968, 1972	Swimming
2	John Hencken	1972, 1976	Swimming
2	Carl Lewis	1984, 1988	Track & Field
2	Matt Biondi	1988, 1992	Swimming
2	Gary Hall Jr.	1996, 2000	Swimming
2	Aaron Peirsol	2004, 2008	Swimming
2	Ryan Lochte	2008, 2012	Swimming
2	Matt Grevers	2008, 2012	Swimming
2	Nathan Adrian	2012, 2016	Swimming
2	Ryan Murphy	2016, 2020	Swimming

3+ MEDAL YEARS - WOMEN

NO.	NAME	YEARS	SPORT
3	Jenny Thompson	1992, 1996, 2000	Swimming
2	Shirley Babashoff	1972, 1976	Swimming
2	Amanda Beard	1996, 2004	Swimming
2	Dara Torres	2000, 2008	Swimming
2	Natalie Coughlin	2004, 2008	Swimming
2	Rebecca Soni	2008, 2012	Swimming
2	Dana Vollmer	2012, 2016	Swimming
2	Allyson Felix	2012, 2016	Track & Field
2	Alexandra Raisman	2012, 2016	Gymnastics
2	Katie Ledecky	2016, 2020	Swimming



RIO 2016
The U.S. Women's
Volleyball Team celebrates
their bronze medal.

U.S. INDIVIDUAL RECORDS

GOLD MEDAL YEARS - MEN

NO.	NAME	YEAR(S)	SPORT
4	Al Oerter	1956, 1960, 1964, 1968	Track & Field
4	Carl Lewis	1984, 1988, 1992, 1996	Track & Field
4	Michael Phelps	2004, 2008, 2012, 2016	Swimming
4	Ryan Lochte	2004, 2008, 2012, 2016	Swimming

*17 athletes tied with three



GOLD MEDAL YEARS - WOMEN

NO.	NAME	YEAR(S)	SPORT
5	Sue Bird	2004, 2008, 2012, 2016, 2020	Basketball
5	Diana Taurasi	2004, 2008, 2012, 2016, 2020	Basketball
4	Teresa Edwards	1984, 1988, 1996, 2000	Basketball
4	Allyson Felix	2008, 2012, 2016, 2020	Track & Field
4	Sylvia Fowles	2008, 2012, 2016, 2020	Basketball
4	Lisa Leslie	1996, 2000, 2004, 2008	Basketball
4	Tamika Catchings	2004, 2008, 2012, 2016	Basketball

*27 athletes tied with two

2+ GOLD MEDAL YEARS - MEN

NO.	NAME	YEAR(S)	SPORT
4	Michael Phelps	2004, 2008, 2012, 2016	Swimming
3	Ray Ewry	1900, 1904, 1908	Track & Field
3	Carl Lewis	1984, 1988, 1992	Track & Field

*28 athletes tied with two years

2+ GOLD MEDAL YEARS - WOMEN

NO.	NAME	YEAR(S)	SPORT
3	Jenny Thompson	1992, 1996, 2000	Swimming
2	Allyson Felix	2012, 2016	Track & Field
2	Katie Ledecky	2016, 2020	Swimming
2	Pat McCormick	1952, 1956	Diving
2	Amy Van Dyken	1996, 2000	Swimming

*80 athletes tied with one year

MELBOURNE 1956

Al Oerter, four-time Olympic gold medalist and first athlete to win a gold medal in the same individual event in four consecutive Games, competes in the discus throw.

U.S. INDIVIDUAL RECORDS

3+ GOLD MEDAL YEARS - MEN

NO.	NAME	YEAR(S)	SPORT
4	Michael Phelps	2004, 2008, 2012, 2014	Swimming
2	Ray Ewry	1900, 1904	Track & Field
2	Don Schollander	1964, 1968	Swimming

**37 athletes tied with one year*

3+ GOLD MEDAL YEARS - WOMEN

NO.	NAME	YEAR(S)	SPORT
2	Jenny Thompson	1996, 2000	Swimming

**25 athletes tied with one year*



YEARS BETWEEN MEDALS - MEN

NO.	NAME	YEAR(S)	SPORT
25	Steffen Peters	1996-2020	Equestrian
24	Bruce Davidson	1972-1996	Equestrian
20	John Michael Plumb	1964-1984	Equestrian
20	Conn Findlay	1956-1976	Sailing/Rowing
20	Bill Steinkraus	1952-1972	Equestrian
20	Jamison Handy	1904-1924	Water Polo/Swimming
17	McLain Ward	2004-2020	Equestrian
16	Anthony Ervin	2000-2016	Swimming
16	Jonathan McKee	1984-2000	Sailing
16	Norbert Schemansky	1948-1964	Weightlifting
16	Earl Thomson	1932-1948	Equestrian
16	Matt McGrath	1908-1924	Track & Field
16	Miguel de Capriles	1932-1948	Fencing

**1 athletes tied with 13 years*

YEARS BETWEEN MEDALS - WOMEN

NO.	NAME	YEAR(S)	SPORT
24	Dara Torres	1984-2008	Swimming
20	Kimberly Rhode	1996-2016	Shooting
17	Allyson Felix	2004-2020	Track & Field
17	Sue Bird	2004-2020	Basketball
17	Diana Taurasi	2004-2020	Basketball
17	Catherine Osterman	2004-2020	Softball
16	Teresa Edwards	1984-2000	Basketball
16	Venus Williams	2000-2016	Tennis

**6 athletes tied with 13 years*

U.S. INDIVIDUAL RECORDS

YEARS BETWEEN GOLD MEDALS - MEN

NO.	NAME	YEAR(S)	SPORT
36	Charles Jenkins	1956 - 1992	Track & Field
16	Anthony Ervin	2000 - 2016	Swimming
16	Earl Thomson	1932 - 1948	Equestrian
13	Vincent Hancock	2008 - 2020	Shooting
12	Al Oerter	1956 - 1968	Track & Field
12	Carl Lewis	1984 - 1996	Track & Field
12	Karch Kiraly	1984 - 1996	Volleyball/Beach Volleyball
12	Michael Phelps	2004 - 2016	Swimming
12	Ryan Lochte	2004 - 2016	Swimming
9	Kevin Durant	2012 - 2020	Basketball

*30 athletes tied with eight years

YEARS BETWEEN GOLD MEDALS - WOMEN

NO.	NAME	YEAR(S)	SPORT
17	Diana Taurasi	2004 - 2020	Basketball
17	Sue Bird	2004 - 2020	Basketball
16	Dara Torres	1984 - 2000	Swimming
16	Kimberly Rhode	1996 - 2012	Shooting
16	Teresa Edwards	1984 - 2000	Basketball
13	Allyson Felix	2008 - 2020	Track & Field
13	Sylvia Fowles	2008 - 2020	Basketball

*5 athletes tied with 12 years

GOLD MEDALS, SAME EVENT - MEN

NO.	NAME	YEAR(S)	SPORT
4	Al Oerter	1956, 1960, 1964, 1968	Track & Field
4	Carl Lewis	1984, 1988, 1992, 1996	Track & Field
4	Ryan Lochte	2004, 2008, 2012, 2016	Swimming
4	Michael Phelps	2004, 2008, 2012, 2016	Swimming

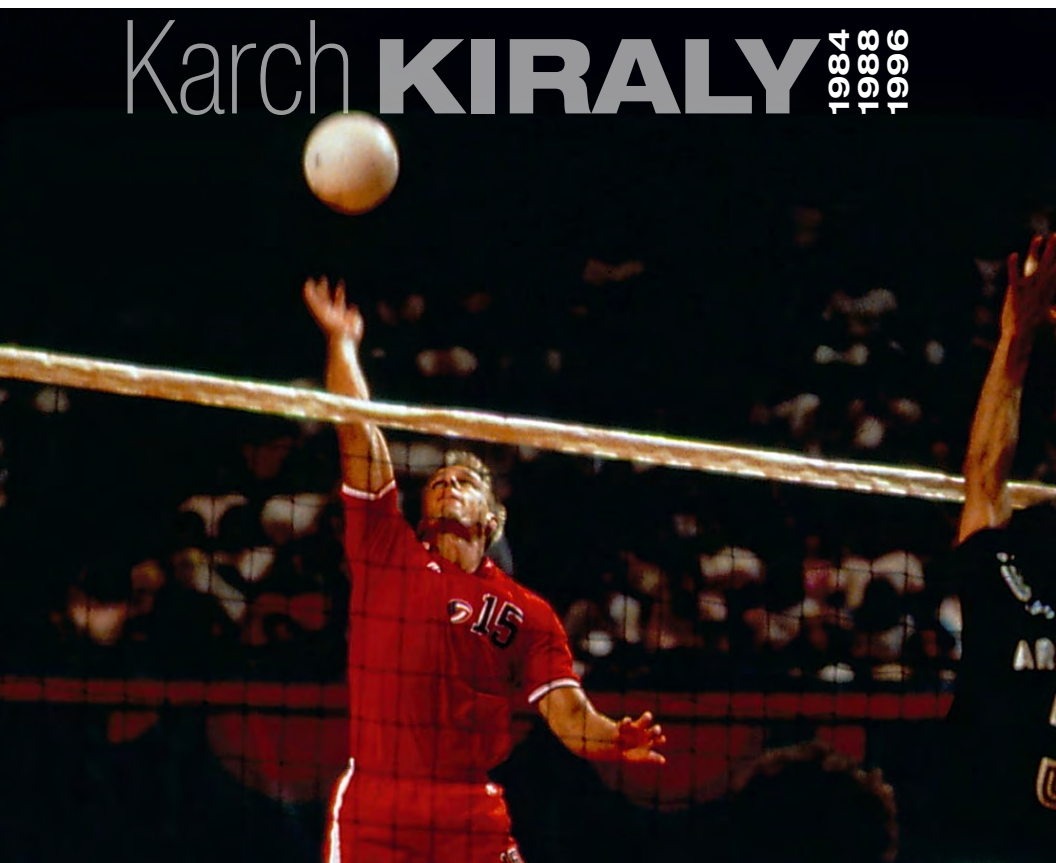
*17 athletes tied with three medals

GOLD MEDALS, SAME EVENT - WOMEN

NO.	NAME	YEAR(S)	SPORT
5	Sue Bird	2004, 2008, 2012, 2016, 2020	Basketball
5	Diana Taurasi	2004, 2008, 2012, 2016, 2020	Basketball
4	Teresa Edwards	1984, 1988, 1996, 2000	Basketball
4	Lisa Leslie	1996, 2000, 2004, 2008	Basketball
4	Tamika Catchings	2004, 2008, 2012, 2016	Basketball
4	Allyson Felix	2008, 2012, 2016, 2020	Track & Field
4	Sylvia Fowles	2008, 2012, 2016, 2020	Basketball

*21 athletes tied with three medals

Karch **KIRALY** 1984
1988
1996



U.S. INDIVIDUAL RECORDS

CONSECUTIVE GOLD MEDALS, SAME EVENT - MEN

NO.	NAME	YEAR(S)	SPORT
4	Al Oerter	1956, 1960, 1964, 1968	Track & Field
4	Carl Lewis	1984, 1988, 1992, 1996	Track & Field
4	Michael Phelps	2004, 2008, 2012, 2016	Swimming
4	Ryan Lochte	2004, 2008, 2012, 2016	Swimming
3	Ray Ewry	1900, 1904, 1908	Track & Field
3	John Flanagan	1900, 1904, 1908	Track & Field
3	Paul Costello	1920, 1924, 1928	Rowing
3	Frank Wykoff	1928, 1932, 1936	Track & Field
3	Tom Jager	1984, 1988, 1992	Swimming
3	Matt Biondi	1984, 1988, 1992	Swimming
3	Jason Lezak	2000, 2004, 2008	Swimming
3	Ian Crocker	2000, 2004, 2008	Swimming
3	Michael Phelps	2004, 2008, 2012	Swimming
3	Carmelo Anthony	2008, 2012, 2016	Basketball
3	Brendan Hansen	2004, 2008, 2012	Swimming

**85 athletes tied with two consecutive gold medals*

CONSECUTIVE GOLD MEDALS, SAME EVENT - WOMEN

NO.	NAME	YEAR(S)	SPORT
4	Lisa Leslie	1996, 2000, 2004, 2008	Basketball
4	Sue Bird	2004, 2008, 2012, 2016	Basketball
4	Tamika Catchings	2004, 2008, 2012, 2016	Basketball
4	Diana Taurasi	2004, 2008, 2012, 2016	Basketball

**18 athletes tied with three consecutive gold medals*

GOLD MEDALS, SAME INDIVIDUAL EVENT - MEN

NO.	NAME	YEAR(S)	SPORT
4	Carl Lewis	1984, 1988, 1992, 1996	Track & Field
4	Al Oerter	1956, 1960, 1964, 1968	Track & Field
4	Michael Phelps	2004, 2008, 2012, 2016	Swimming
3	John Flanagan	1900, 1904, 1908	Track & Field
3	Ray Ewry	1900, 1904, 1908	Track & Field
3	Vincent Hancock	2008, 2012, 2020	Shooting

**36 athletes tied with two gold medals*

GOLD MEDALS, SAME INDIVIDUAL EVENT - WOMEN

NO.	NAME	YEAR(S)	SPORT
3	Katie Ledecky	2012, 2016, 2020	Swimming
3	Kristin Armstrong	2008, 2012, 2016	Cycling
2	Dorothy Poynton-Hill	1932, 1936	Diving
2	Mariel Zagunis	2004, 2008	Fencing
2	Kayla Harrison	2012, 2016	Judo
2	Claressa Shields	2012, 2016	Boxing
2	Kimberly Rhode	1996, 2004	Shooting
2	Gail Devers	1992, 1996	Track & Field
2	Jackie Joyner-Kersey	1988, 1992	Track & Field
2	Janet Evans	1988, 1992	Swimming
2	Wyomia Tyus	1964, 1968	Track & Field
2	Patricia McCormick	1952, 1956	Diving
2	Brooke Bennett	1996, 2000	Swimming
2	Martha Norelius	1924, 1928	Swimming
2	Natalie Coughlin	2004, 2008	Swimming
2	Rebecca Soni	2008, 2012	Swimming

**163 athletes tied with one gold medal*

U.S. INDIVIDUAL RECORDS

CONSECUTIVE GOLD MEDALS, SAME INDIVIDUAL EVENT - MEN

NO.	NAME	YEAR(S)	SPORT
4	Michael Phelps	2004, 2008, 2012, 2016	Swimming
4	Al Oerter	1956, 1960, 1964, 1968	Track & Field
4	Carl Lewis	1984, 1988, 1992, 1996	Track & Field
3	Ray Ewry	1900, 1904, 1908	Track & Field
3	John Flanagan	1900, 1904, 1908	Track & Field
3	Michael Phelps	2004, 2008, 2012	Swimming

**38 athletes tied with two consecutive gold medals, same individual event*

CONSECUTIVE GOLD MEDALS, SAME INDIVIDUAL EVENT - WOMEN

NO.	NAME	YEAR(S)	SPORT
3	Kristin Armstrong	2008, 2012, 2016	Cycling
2	Mariel Zagunis	2004, 2008	Fencing
2	Kayla Harrison	2012, 2016	Judo
2	Claessa Shields	2012, 2016	Boxing
2	Gail Devers	1992, 1996	Track & Field
2	Brooke Bennett	1996, 2000	Swimming
2	Martha Norelius	1924, 1928	Swimming
2	Dorothy Poynton-Hill	1932, 1936	Diving
2	Natalie Coughlin	2004, 2008	Swimming
2	Patricia McCormick	1952, 1956	Diving
2	Wyomia Tyus	1964, 1968	Track & Field
2	Jackie Joyner-Kersey	1988, 1992	Track & Field
2	Janet Evans	1988, 1992	Swimming
2	Rebecca Soni	2008, 2012	Swimming
2	Katie Ledecky	2012, 2016	Swimming





www.TeamUSA.org